

# RISE UP



2013

## MEDIA GUIDE





## 2013 PRESEASON SCHEDULE



P1 **CINCINNATI**  
THURSDAY, AUGUST 8 // 8:00 PM  
THE GEORGIA DOME  
**ESPN**



P2 **@ BALTIMORE**  
THURSDAY, AUGUST 15 // 7:30 PM  
M&T BANK STADIUM  
**Atlanta**



P3 **@ TENNESSEE**  
SATURDAY, AUGUST 24 // 8:00 PM  
LP FIELD  
**Atlanta**



P4 **JACKSONVILLE**  
THURSDAY, AUGUST 29 // 7:30 PM  
THE GEORGIA DOME  
**Atlanta**



# RISE UP



\* FLEX SCHEDULE ELIGIBLE

\*\* NATIONALLY TELEVIEWED GAME

ALL TIMES ARE EASTERN • ATLANTAFAALCONS.COM/TICKETS

## 2013 REGULAR SEASON SCHEDULE



01 **@ NEW ORLEANS**  
SUNDAY, SEPTEMBER 8 // 1:00 PM  
MERCEDES-BENZ SUPERDOME  
**FOX**



02 **ST. LOUIS**  
SUNDAY, SEPTEMBER 15 // 1:00 PM  
THE GEORGIA DOME  
**FOX**



03 **@ MIAMI**  
SUNDAY, SEPTEMBER 22 // 4:05 PM  
SUN LIFE STADIUM  
**FOX**



04 **NEW ENGLAND**  
SUNDAY, SEPTEMBER 29 // 8:30 PM\*\*  
THE GEORGIA DOME  
**NBC**



05 **NEW YORK JETS**  
MONDAY, OCTOBER 7 // 8:40 PM\*\*  
THE GEORGIA DOME  
**ESPN**



06 **BYE**  
SUNDAY, OCTOBER 13 // BYE



07 **TAMPA BAY**  
SUNDAY, OCTOBER 20 // 1:00 PM  
THE GEORGIA DOME  
**FOX**



08 **@ ARIZONA**  
SUNDAY, OCTOBER 27 // 4:25 PM  
UNIVERSITY OF PHOENIX STADIUM  
**FOX**



09 **@ CAROLINA**  
SUNDAY, NOVEMBER 3 // 1:00 PM  
BANK OF AMERICA STADIUM  
**FOX**



10 **SEATTLE**  
SUNDAY, NOVEMBER 10 // 1:00 PM  
THE GEORGIA DOME  
**FOX**



11 **@ TAMPA BAY**  
SUNDAY, NOVEMBER 17 // 1:00 PM\*  
RAYMOND JAMES STADIUM  
**FOX**



12 **NEW ORLEANS**  
THURSDAY, NOVEMBER 21 // 8:25 PM\*\*  
THE GEORGIA DOME  
**NFL NETWORK**



13 **@ BUFFALO**  
SUNDAY, DECEMBER 1 // 4:05 PM\*  
ROGERS CENTRE - TORONTO, ON  
**FOX**



14 **@ GREEN BAY**  
SUNDAY, DECEMBER 8 // 8:30 PM\*\*  
LAMBEAU FIELD  
**NBC**



15 **WASHINGTON**  
SUNDAY, DECEMBER 15 // 1:00 PM\*  
THE GEORGIA DOME  
**FOX**



16 **@ SAN FRANCISCO**  
MONDAY, DECEMBER 23 // 8:40 PM\*\*  
CANDLESTICK PARK  
**ESPN**



17 **CAROLINA**  
SUNDAY, DECEMBER 29 // 1:00 PM\*  
THE GEORGIA DOME  
**FOX**

**STAR 94FM**

**790 THE ZONE**

**Atlanta**  
cbsatlanta.com

**ticketmaster**  
The Official Ticket Exchange of the NFL

**Ford**



## 2010 SEASON INFORMATION

Falcons 2011 Schedule

## COMMUNITY RELATIONS

Falcons Community Relations

## ADMINISTRATION

Owner & Chairman Arthur M. Blank  
 Limited Partners  
 Board of Advisors  
 President & CEO Rich McKay  
 General Manager Thomas Dimitroff  
 Executive Administration

## COACHES

Head Coach Mike Smith  
 Assistant Coaches  
 Head Coaches' Records  
 All-Time Assistant Coaches

## FRONT OFFICE

Staff Biographies  
 Staff Directory

## VETERAN PLAYERS

Veteran Player Biographies

## DRAFT PICKS & COLLEGE FREE AGENTS

Rookie Player Biographies

## 2012 SEASON IN REVIEW

Regular Season Statistics  
 Game Reviews  
 Player Participation  
 Game-by-Game Starters  
 Game-by-Game Team Statistics  
 Game-by-Game Individual Statistics

## RECORDS AND RESULTS

Team Records  
 Individual Records  
 Career Service & Consecutive Streaks  
 All-Time Lists  
 Top Performances  
 Career 100 & 300-yard Games  
 Top Yearly Leaders  
 Offensive & Defensive Rankings  
 All-time Starting QBs  
 Preseason Results  
 All-Time Results  
 Year-by-Year Results

## ATLANTA FALCONS RADIO NETWORK

STAR 94

## HISTORY

Team Founder  
 Year by Year  
 Uniform History  
 Ring of Honor  
 Recent Major Trades  
 Draft Choices by Year

## 2013 FALCONS MEDIA GUIDE CREDITS

Executive Editor:	Reggie Roberts
Managing Editor:	Frank Kleha
Supporting Writers:	Reggie Roberts Frank Kleha Brian Cearn Matt Haley
Layout & Design:	Michael Benford Matt Lange
Photo Credits:	Jimmy Cribb



# **RISE UP**



## **COMMUNITY RELATIONS**





## BEYOND FOOTBALL: ATLANTA FALCONS IN THE COMMUNITY

The Atlanta Falcons create a winning team off the field by building a strong bond in the community. Each year the club typically logs more service hours and makes more community appearances than most other NFL teams. Through the Atlanta Falcons Youth Foundation, the team contributes more than \$1 Million annually to improve fitness and reduce youth obesity in the state of Georgia. Players, coaches, cheerleaders, associates and the Atlanta Falcons Women's Association all contribute to making a meaningful difference in the lives of others.



### HOMETOWN HUDDLE



### FALCONS FITCCCCCW

## ATLANTA FALCONS YOUTH FOUNDATION

Established in 1985, the Atlanta Falcons Youth Foundation (AFYF) serves as the philanthropic arm of the Atlanta Falcons. Since Arthur Blank acquired the club in 2002, AFYF has grown to be the largest owner-funded foundation in the National Football League, providing more than \$20 million in grants to non-profit organizations across Georgia. AFYF seeks to reduce childhood obesity and improve

youth fitness and has a special interest in helping school-age children living in Atlanta and Gainesville neighborhoods designated as Falcons Fitness Zones. Working closely with the NFL Play 60 campaign, Let's Move, and national organizers such as Robert Wood Johnson Foundation and PreventObesity.net, AFYF makes grants to increase the time kids spend in physical activity and increase access to healthy, affordable food.



AFYF's 2012 grants included: A three-year, \$96,000 grant to The Good Samaritan Health Center is helping launch new healthy cooking and nutrition education programs serving patients of the clinic, located in the English Avenue neighborhood, and the surrounding community. In addition, a three-year, \$225,000



### FIRST DOWN FOR FITNESS

grant to HEALing Community Center is providing families from the 30314, 30318 and 30311 ZIP codes with nutrition education, cooking classes, access to healthy foods and "Food is Medicine" prescriptions through a new Nutrition Prescription Program. With a three-year, \$400,000 grant, the Boys & Girls Clubs of Hall County is expanding its Falcons Fitness Zone programming to serve 4,400 young people during the school day and during after-school hours and summers. The Clubs will partner with five elementary schools to strengthen P.E. classes in support of Governor Nathan Deal's Georgia SHAPE initiative, including administration of the annual FitnessGram assessments that test students' strength, flexibility and aerobic capacity. A \$50,000 grant to After-School All-Stars Atlanta is expanding its innovative gardening program, "Project CHEW", to 15 after-school sites reaching 1,200 middle school students in City of Atlanta recreation centers and the City of Refuge. A five-year \$250,000 grant to the U.S. Soccer Foundation's Soccer for Success after-school youth development program is providing nearly 700 kids at the Boys & Girls Clubs of Metro Atlanta (BGMCA) with 90 minutes of exercise, three days per week for 24 weeks.



### SHOP WITH A JOCK



### T LAMAR HOLMES





### READ WITH A FALCON

#### ATLANTA FALCONS FIRST DOWN FOR FITNESS PRESENTED BY KIMBERLY-CLARK PROFESSIONAL, THE EMPLOYEES OF MARSH & MCLENNAN AGENCY AND PUBLIX SUPERMARKETS

In its seventh year, the Atlanta Falcons First Down for Fitness program presented by Kimberly-Clark Professional, the employees of Marsh & McLennan Agency and Publix Supermarkets is designed to challenge students in grades three through seven to participate in fitness activities and lead a healthy lifestyle. In collaboration with the American Heart Association, the Southeast United Dairy Industry Association and the NFL's "Play 60" campaign, this incentive based program rewards participants for being active at least 60 minutes a day, five days a week for three months. In 2012, nearly 52,000 students and 244 teachers in the state of Georgia and two teachers and 950 students in Mexico participated in the program.

#### FALCONS FITNESS FLAG CREW

During each Atlanta Falcons home game, 60 participants are selected to assist in unfurling a 40 yard by 40 yard Atlanta Falcons flag as a part of the Atlanta Falcons game day experience right before kickoff. These participants are made up of schools, military bases, youth football teams and civic/non-profit organizations. The Atlanta Falcons Fitness Flag Crew offers individuals the opportunity to partake in pre-game aerobic activities led by the Atlanta Falcons Cheerleaders and an on-field rehearsal. By the conclusion of each experience, participants log nearly two miles of walking.

#### ATLANTA FALCONS TRAINING CAMP YOUTH WEEKEND

Hundreds of young fans participated in Atlanta Falcons Training Camp Youth Weekend during the first weekend of camp. Activities were open to children ages 17 and under and held one hour before each open practice. In 2012, Youth Weekend included: daily autograph sessions with Atlanta

Falcons Cheerleaders, "Look Like A Pro" where children had the chance to try on authentic Atlanta Falcons equipment, receiving a choice of a mini football or pom-pom for wearing a football jersey, cheerleading uniform or Atlanta Falcons colors at the "Rise Up" booth, "Football Flurry" which allowed young fans the chance to win autographed footballs and "Helmet and Jersey Frenzy" which allowed young fans a chance to win autographed jerseys or mini helmets.

#### YOUTH FOOTBALL

The Atlanta Falcons conduct Gatorade Junior Training Camps in schools and parks across Georgia with a special emphasis on introducing youth to the fundamentals of football through basic drills as well as exposure to hydration maintenance. In 2012, over 100 camps were conducted across the state of Georgia and an estimated 25,000 children had the opportunity to participate.

#### RISE UP AND SHARE

Since 2003, the Rise Up and Share program provides an opportunity for Atlanta Falcons players to connect directly with military groups, youth groups and non-profit organizations throughout the State of Georgia. Through the Rise Up and Share program, a player or player's foundation purchase 20 season tickets and t-shirts for a charity group. In 2012, 18 Atlanta Falcons players participated in this program.

#### HOMETOWN HUDDLE

This season marked the 14th year of the NFL and United Way's partnership and celebration of Hometown Huddle. On this day, all 32 teams around the league participate in several community and volunteer activities. The Atlanta Falcons are the only team in the NFL whose entire 53-man roster and practice squad participates alongside several



#### 9/11 FIRST RESPONDERS VISIT



### COMMUNITY HONORS DINNER

Atlanta Falcons Cheerleaders and members of the Atlanta Falcons Women's Association to make surprise appearances at nine different locations around metro Atlanta. Six stops included United Way-affiliated schools where the players and cheerleaders delivered new sports equipment and promoted physical fitness as part of the NFL's "Play 60" initiative, made an additional stop at a local Publix Super Market and the Atlanta Falcons Women's Association prepared and served lunch to the homeless at Crossroads Community Ministries. In 2012, the Atlanta Falcons encouraged fans to get out and volunteer in various community service opportunities offered on [RISEUPATLANTA.com](http://RISEUPATLANTA.com). Of the various opportunities available, the Atlanta Falcons Rookie Club sponsored by UnitedHealthcare of Georgia made a surprise visit to assist volunteers at Books for Africa.

### PLAYER APPEARANCES

During the 2012 season, the Atlanta Falcons players participated in over 745 appearances and logging more than 3,500 hours around the state of Georgia. Visits included a fishing excursion with wounded military veterans, a visit to Dobbins Air Force Base to thank military personnel for their service, a special Thanksgiving luncheon for students at the International Community School in Decatur and Tony Gonzalez and the Atlanta Falcons Rookie Club sponsored by UnitedHealthcare of Georgia treating 40 children from the Atlanta Mission to a holiday shopping spree at a local Wal-Mart. Additional visits throughout the year included the entire roster celebrating Hometown Huddle by participating in community service all over metro Atlanta, surprise school visits, Atlanta Falcons Gatorade Junior Training Camps, hospital visits and serving meals to the homeless during the holidays.





### HISPANIC HERITAGE

#### FALCAN FOOD DRIVE

As a standing tradition, each year the Atlanta Falcons partner with the Atlanta Community Food Bank for the annual FalCan Food Drive. In 2012, nearly 90 schools throughout the state of Georgia participated in the FalCan Food Drive School Challenge and collected nearly 62,000 pounds of canned goods and/or non-perishable food items over a four week period for the opportunity to win exciting prizes. From October 15 through November 15, fans had the opportunity to donate to the FalCan Food Drive through an easy online donation system. Including the online donations, the efforts of the FalCan Food Drive School Challenge and the Food for Sharing Program 307,911 pounds of canned goods and/or non-perishable food items were collected for the community.

#### BALL BOY MENTORING PROGRAM

In its eleventh year, the Ball Boy mentoring program has provided opportunities for teenage boys from the Boys and Girls Club of Hall County to assist the Atlanta Falcons equipment staff and interact with players during training camp and throughout the season. Atlanta Falcons players serve as mentors to these young men through regular meetings that provide boys the opportunity to talk to the players about schoolwork, home life and other things that may be affecting their lives.

#### ATLANTA FALCONS WOMEN'S ASSOCIATION

The 2012 season was filled with several events and opportunities for the Atlanta Falcons Women's Association. Over the course of the season members had major roles in the following initiatives: Hometown Huddle, Fish Arts and Crafts with Challenged Child & Friends at the Georgia Aquarium and sorting toys at the Toys for Tots warehouse.

#### TOYS FOR TOTS

As a standing tradition, fans supported the Atlanta Falcons Toys for Tots drive prior to the Atlanta Falcons vs. New York Giants game on Sunday, December 16 in record fashion. With donations of over 1,000 toys and more than \$20,000, together the Atlanta Falcons and the U.S. Marine Corps were able to provide deserving families with special toys during the holiday season.



#### TOYS FOR TOTS

#### FREDDIE FALCON

The official mascot of the Atlanta Falcons, makes approximately 300 appearances each year all over the state of Georgia. Appearances include school shows, pep rallies, parades, children's hospital visits, birthday parties and Valentine's Day deliveries. Freddie has two school shows: one is called PLAYBook for Fitness that promotes healthy living and incorporates important components of the NFL's Play 60 campaign; and the other is Sack Your CRCT (Criterion-Referenced Competency Test) in the spring. For more information on these school shows or any other appearances please contact [Freddie@falcons.nfl.com](mailto:Freddie@falcons.nfl.com) or visit [www.atlantafalcons.com/Freddie](http://www.atlantafalcons.com/Freddie). Also, you can follow Freddie Falcon on Twitter or Like him on Facebook.

#### COMMUNITY QUARTERBACK AWARD

The Atlanta Falcons Community Quarterback Award honors volunteers in the state of Georgia (ages 13 and over) who exemplify leadership and dedication to bettering their communities. Many organizations rely on quality volunteers to create and facilitate programs that benefit countless lives throughout Georgia. The Community Quarterback Award is designed to recognize and reward these volunteers. Each month during the 2012 season, September through December, an Atlanta Falcons Community Quarterback of the month winner was selected by a panel of civic and non-profit leaders. Each winner received a \$1,000 grant from the NFL Foundation to support the organization served. The Community Quarterback MVP was announced at the annual Community Honors Dinner and received an additional \$4,000 grant from NFL Foundation.

**FALCONS JR CHEERLEADERS**

### **ATLANTA FALCONS JUNIOR CHEERLEADERS**

In 2012, girls ages 5-16 had the opportunity to cheer for their home team by participating in the Atlanta Falcons Junior Cheerleaders program. Participants of the program receive many great things including: a game day uniform, pom poms, a practice t-shirt, three instructional clinics taught by the Atlanta Falcons Cheerleaders and a tailgate party on performance day. Nearly 300 girls performed in front of tens of thousands of fans during halftime of a Falcons home game. Participants also helped support Rally 4 Quarters 4 Research, a change collection program, in which all proceeds directly benefit childhood cancer research. The girls collected nearly \$900 that helped support the Rally Foundation for Childhood Cancer Research.

**WALTER PAYTON MAN OF THE YEAR**

### **COMMUNITY ALL-STAR OF THE MONTH AND ATLANTA FALCONS WALTER PAYTON MAN OF THE YEAR**

The Atlanta Falcons Community All-Star of the Month program recognizes a player each month during the season that is heavily engaged in team and/or their own community initiatives. The 2012 Community All-Stars of the Month winners were wide receiver Kevin Cone, punter Matt Boshier, linebacker Sean Weatherspoon and linebacker Stephen Nicholas. Of the All-Stars, Matt Boshier was selected as the Atlanta Falcons Walter Payton Man of the Year Winner. The NFL Walter Payton Man of the Year award recognizes a player's off-the-field community service. Each team in the NFL nominates one player from its organization as the Man of the Year. The Walter Payton NFL Man of the Year Award which is announced during halftime of the Super Bowl.



# RISE UP



## ADMINISTRATION



## ARTHUR BLANK

### OWNER & CHAIRMAN



Championship pedigrees in the National Football League are earned through hard work, attention to the smallest details, and a burning desire to continuously raise the bar.

Atlanta Falcons Owner & Chairman Arthur Blank not only understands these facts of life in today's NFL, he embraces them.

Driven by the tireless pursuit of a Super Bowl championship for the city of Atlanta and his Falcons, Blank, now in his 12th season as an NFL owner, has shaped his club into one of the most successful organizations in professional sports both on and off the field.

Taking control of a franchise in 2002 that had made the playoffs just six times over 36 seasons (17 percent), the Falcons have now become perennial post-season contenders, earning playoff berths in 6 of his 11 years as owner (55 percent), including consecutive playoff appearances in the last three seasons. Since 2008, the Falcons not only recorded its first back-to-back winning seasons, but have a streak of five consecutive winning seasons, leading the NFC in number of wins during the same period (56).

Atlanta's 31-18 victory over the Detroit Lions in a nationally-televised game on FOX late in 2012 marked the 100th career victory for Blank as owner of the Falcons. His club would go on to post a 13-3 record en route to earning their first playoff victory since 2004 with a thrilling 30-28 come-from-behind win over the Seattle Seahawks in an NFC Divisional Playoff Game at the Georgia Dome.

Blank's Falcons have enjoyed unprecedented success since the 2008 season when he hired the dynamic duo of General Manager Thomas Dimitroff and Head Coach Mike Smith. Dimitroff was a long-time scout and talent evaluator for the New England Patriots; Smith was a career assistant coach in the college and, more recently, professional ranks with Baltimore and Jacksonville.

Several NFL observers publicly wondered whether Blank had gambled on the rookie tandem. Five years later, Blank's calculated gamble is a prototype

for a number of other NFL clubs that have followed Atlanta's model to recalibrate their football front offices.

Atlanta's sound formula of drafting and acquiring skilled players who are then groomed by a veteran coaching staff has produced a Falcons team that will enter the 2013 season with high expectations.

"The currency of the NFL is winning," Blank said. "We've won a lot of games, but they are steps toward our ultimate goal. Our ultimate goal is to have a parade down Peachtree Street with the Lombardi Trophy in hand."

To accomplish this goal, Blank has empowered and supported Dimitroff and Smith, who have turned the Falcons into one of the NFL's top teams. Since 2008, the Falcons hold a 32-15 record (.681 winning percentage) against teams on their 2013 schedule. Several national sports publications have predicted the Falcons will once again be one of the League's most dominate teams in the 2013 season based on the club's productive offseason, which included solid moves in the draft and free agency.

Dimitroff, who earned Executive of the Year honors from *Sporting News* in two of his first five seasons as Atlanta's general manager, is the supremely talented personnel point man for an organization whose roster is filled with current Pro Bowl players and future All-Pro performers. Dimitroff and his astute personnel department have built Atlanta's roster through the draft, bolstering it with a series of strategic player acquisitions in free agency and through trades.

As proof, franchise cornerstones selected through the draft since 2008 include QB Matt Ryan, WR Julio Jones, LB Sean Weatherspoon, LT Sam Baker, S Thomas DeCoud and S William Moore. Ryan, Jones, DeCoud, and Moore were all named to the NFC's Pro Bowl team in 2012.

It's a roster built to last. Of the 46 players selected in the draft from 2008 through 2012, a remarkable 34 draftees remain on the Falcons roster entering the 2013 season, and 39 – or 85 percent – remain active players in the NFL.





Whether it is selecting players in the draft or acquiring them through free agency, the Falcons believe in being collaborative.

"Thomas and Mike work very well together," Blank said. "These two men may not always have the same opinions, but they share a common vision of success for our club. Combined with team President & CEO Rich McKay, who provides strong support to Thomas and Smitty and heads up our front office operations, we have a strong leadership team that is second to none in the League."

Atlanta's players are led by Coach Smith, the fiery head coach who in 2012 became the first coach in franchise history to reach 50 wins – and the third fastest since the NFL merger in 1970 to reach 50 wins – accomplishing the feat in 71 games. Smith is a three-time Coach of the Year winner from *Sporting News* (2008, 2010, and 2012) and a two-time Coach of the Year recipient from the prestigious KC 101 Club following the 2008 and 2010 seasons. His 56-24 regular season record is the fifth-best mark in the NFL since 2008.

Smith's 56 wins in his first five seasons are also the second-most among any first time head coach in NFL history, behind only George Seifert (San Francisco, 62-18, 1989-1993). Aided by core principles built around playing fundamentally sound football in all three phases of the game, the Falcons, since 2008, have posted a 44-2 record in games where they lead at halftime, and a 42-1 record in contests where they hold the lead at the beginning of the fourth quarter.

One of Smith's key elements to being a relevant franchise year after year is winning at home. Since 2008, the Georgia Dome has become a "House of Horrors" for visiting NFL clubs as the Falcons have produced a dominating 33-7 home record (.825 winning percentage), the best home record in the NFC and tied with the Baltimore Ravens for the second-best record in the NFL.

The sustainability and relevance of the Falcons has provided numerous opportunities for the franchise and city of Atlanta to be showcased on national television. During the 2013 season, the Falcons will be spotlighted in five prime time national games, adding to the four national games played in each of the past two seasons.

#### **BLANK'S NFL SUCCESS**

Atlanta's success under Blank isn't all that surprising or unexpected. The Falcons have become a model franchise in the eyes of the national media based on winning games on the field and being good citizens in the community off the field. Both of those factors speak directly to Blank's focus and leadership.



**ARTHUR BLANK**

"I see the inner-workings of many NFL teams during my travels covering the League," said ESPN National NFL Columnist Ashley Fox. "The Falcons are one of the best run franchises in the entire NFL and it all starts with Mr. Blank. He scored big when he hired Thomas Dimitroff and Mike Smith, who have turned the Falcons into consistent winners. The Falcons are among the NFL's elite because Arthur Blank gets it."

Blank understands that consistency is at the forefront of becoming a perennial winner in the ultra-competitive world of the NFL. He also knows that in spite of all of the success his club has enjoyed over the past five seasons, there sometimes will be setbacks.

"Nobody was happy with the result of our final game of the 2012 season," Blank said. "We had a great season, but we came up short. The NFL isn't easy. It's a tough league, but our coaching staff and our players are up to it. We've had a very productive offseason, and I think we'll be a better team in 2013 than we were in 2012."

#### **NEW ATLANTA STADIUM**

Even as the Falcons prepare for the 2013 season, Blank and his front office leadership team are preparing for the long-term future of the club. Early in 2013, the Falcons reached an agreement with the Georgia World Congress Center Authority and the city of Atlanta for the construction of a new multi-purpose stadium that will be located in downtown Atlanta.

The state-of-the-art facility is being designed by 360 Architecture and its joint venture partners, and will be constructed by the Holder Hunt Russell Moody joint venture.

"Our goal for the new Falcons stadium is to re-imagine the entire game day experience and create a stadium that will become an iconic destination for sports fans and visitors from all over the world," 360 Senior Principal Bill Johnson said.



Construction for the retractable roof stadium will begin in 2014, and the Falcons will begin playing in the new stadium in the 2017 season. In addition to Falcons games, the new stadium will host other events currently held in the Georgia Dome, as well as potentially host new marquee events such as the Super Bowl, FIFA World Cup, and the College Football National Championship Game – all of which are significant economic impact generators for the city and state.

“Governor Deal and Mayor Reed have a vision that provides for the long-term health and prosperity of our city and state,” Blank noted. “We appreciate the spirit of collaboration demonstrated by these two men, along with a host of other government and community leaders, in building a successful public-private partnership that will benefit the city, region, and state for many years to come.”

### COMMITMENT TO FANS

Whether it’s The Home Depot – the company Blank co-founded and led until his retirement as co-chairman in 2001 – or the Atlanta Falcons, Blank has always subscribed to the idea of hiring the best and brightest people and providing an environment for collaboration, creativity, and continuous improvement.

Blank also understands people and he believes that listening is what matters most. Whether it is customers, fans, players, coaches, or associates, Blank listens, seeks to understand, and responds to all of them and expects all of his associates to do the same.

“Winning is a critical element of the game day experience for our fans,” Blank said. “However, it’s important that we offer everything our fans need from the time they leave their driveway to the time they arrive in ours. We want to make the total game day experience for our fans the best in the NFL.”

The Falcons’ “Rise Up” mantra provides a centerpiece. Four years ago, Blank challenged a team of his front office leadership staff to create a new standard and tradition for the Falcons brand and to put in place innovative brand policies designed to expand the club’s overall image both in Atlanta and nationally. What Blank’s team came up with is the successful “Rise Up” campaign that was introduced by A-list Hollywood actor Samuel L. Jackson.

The campaign, which focuses on a team, an organization, a fan base, and a community rising up together to try to win a championship, was unveiled in the spring of 2010. Jackson’s impassioned call for Atlanta and the Falcons to “Rise Up” together quickly became a rallying cry, as well as a show of solidarity inside and outside the Georgia Dome.

Since its introduction in 2010, the campaign elements have expanded to include local celebrities; government, civic and sports industry leaders; and Falcons fans. The 2013 season will bring a new and exciting twist to “Rise Up” as the Falcons respond to fans’ strong desire to continue the tradition.

### COMMITMENT TO COMMUNITY

One of the hallmarks of Blank’s philosophy is giving back to the community. The Arthur M. Blank Family Foundation and Atlanta Falcons have a long history of investing in projects that help others in need, enhance neighborhoods, and improve the quality of life throughout Atlanta.

Since its inception in 1995, The Arthur M. Blank Family Foundation has granted nearly \$300 million to non-profit organizations, with approximately \$200 million of the total focused on metro Atlanta, including the Vine City and English Avenue neighborhoods near the Georgia Dome and the new stadium.

Blank has publicly committed to making further significant investments in these communities. Earlier this year, the Blank Foundation announced plans for the creation of the Blank Foundation Neighborhood Prosperity Fund for the purpose of igniting positive change and improving the quality of life in the neighborhoods surrounding the new stadium. This fund will seek to co-invest with an additional \$15 million committed to the neighborhoods by Invest Atlanta, the economic development authority for the City of Atlanta.

The Atlanta Falcons Youth Foundation invests in innovative approaches to improve youth fitness and reduce childhood obesity across Georgia. Since 2002, the foundation has awarded more than \$20 million in grants to more than 900 non-profit organizations. In 2005, the Falcons Youth Foundation launched its Falcons Fitness Zones where, through grant partners, the Foundation engages more than 10,000 kids a year in more than one million hours of physical activity.

Additionally, Atlanta Falcons players, coaches, cheerleaders, and associates remain among the most active community citizens in the NFL, contributing an average of 3,000 hours of their collective personal time each season. Much of this time is spent participating in Atlanta Falcons community relations programs and initiatives, which support a variety of issues and activities, including health and fitness, the development of youth/prep football, breast cancer awareness, combating hunger, outreach in underserved communities, and salute to service.

“It’s important to the franchise and it’s important to me that everyone associated with our organization embraces our commitment to the community,” Blank





said. "Not only do I want our players to perform on the field, I want everyone to be good citizens in the community, as well."

One of the most important days of the year for Blank's Family of Businesses is All Associates Day - a day when associates from across Blank's various businesses come together to tackle designated community projects in the Metro Atlanta area.

Earlier this year, Blank and approximately 180 of his associates gathered at KIPP WAYS Academy in the Washington Park community of Atlanta for a day of painting and landscaping. In addition, they participated in Atlanta Habitat for Humanity's "Brush With Kindness" program, repairing and painting the exteriors of five homes in the English Avenue neighborhood.

Blank's other businesses, which include PGA TOUR Superstore and Mountain Sky Guest Ranch, also support the communities surrounding their locations through non-profit grants and community outreach.

Blank's dedication and commitment to the community can also be traced back to his days at The Home Depot. During his tenure, the company donated more than \$113 million to the communities it served. In addition, associates provided hundreds of thousands of hours of personal volunteer time on various charitable and community activities.

#### **HOW IT ALL BEGAN**

A native of Flushing, N.Y., Blank attended Stuyvesant High School in Manhattan, where he competed on the football, baseball, and track teams. He received his Bachelor of Science Degree in Business Administration with Distinction from Babson College, where he was active in a variety of extracurricular activities. He co-founded The Home Depot in 1978 and retired from the company as Co-Chairman in 2001. At the time of his retirement, The Home Depot was a component of the Dow Jones Industrial Average and one of Fortune magazine's "Global Most Admired Companies." During Blank's last year as CEO of the company, The Home Depot ranked first in social responsibility in an annual survey conducted by Harris Interactive, Inc.

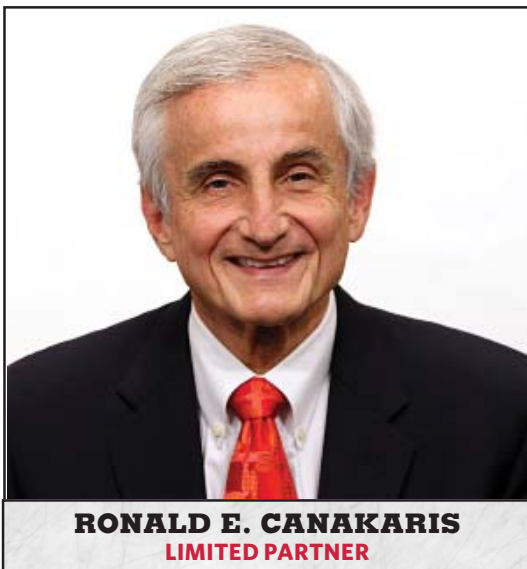
Blank is recognized throughout the nation for his personal and professional achievements. In 2012, he received an honorary Doctor of Laws degree from the University of Georgia. In 2011, he was the recipient of the Freeing Voices, Changing Lives Award from the American Institute for Stuttering. In 2010, he was recognized by the Council for Quality Growth for his philanthropic endeavors as well as his significant contributions to economic development and quality of life.

In 2008, Blank received an honorary Doctorate of Humane Letters from the University of South Carolina-Bluffton. In 2006, he was named a Distinguished American by the Walter Camp Football Foundation, which annually recognizes an individual who has utilized his or her talents to attain great success in business, private life, or public service.

Also in 2006, Blank was inducted into the Junior Achievement U.S. Business Hall of Fame, and was awarded an honorary degree of Doctor of Humanities from Furman University. In 2005, he was named National Entrepreneur of the Year by Ernst & Young. In 2003, for the second time in three years, Blank was named Georgia's Most Respected CEO by Georgia Trend magazine, and in 2002 he was inducted into Georgia State University's Business Hall of Fame. Among other previous honors, Babson College inducted Blank into its Academy of Distinguished Entrepreneurs in 1995 and conferred on him an honorary Doctor of Laws degree in 1998.

Blank serves on a number of boards including the Board of Trustees of The Carter Center, Inc.; the Board of Trustees of The Cooper Institute; and the boards of Cox Enterprises, Inc., and Staples, Inc.

Blank has six children and three grandchildren. A strong believer in work-life balance, Blank still makes time daily for working out and spending time with his family.




Chairman and Chief Investment Officer, Montag & Caldwell, an investment management services company. Member of the CFA Institute, CFA Society of Atlanta and Rotary Club of Atlanta.



Former NFL running back with Atlanta Falcons and Tampa Bay Buccaneers who rushed for over 10,000 career yards. Founder of Warrick Dunn Charities. 2004 Walter Payton NFL Man of the Year and recipient of 2011 Jefferson Award for outstanding public service.

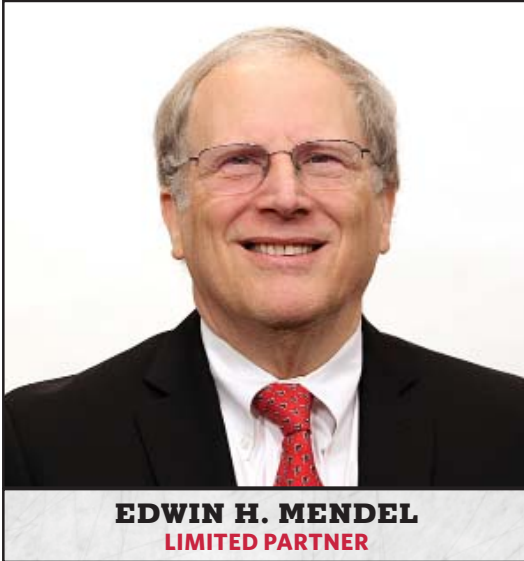


President and CEO, United Distributors, a privately-held beverage distributor. Chairman of the Board of Trustees of Children's Healthcare of Atlanta, and founder and chairman of Camp Twin Lakes. Serves on the boards of The Marcus Foundation, The Holly Lane Foundation, Atlantic Capital Bank, Georgia Research Alliance and Mother Nature Network. Doug is a trustee of Westminster School, and emeritus member of the Board of Tulane University, and vice chairman of the Woodruff Arts Center.



Chairman, Imlay Investments, Inc., a private investment firm; Chairman, The Imlay Foundation; member of Atlanta Rotary. Minority owner of the Falcons since 1991.







Co-founder, Ned Davis Research Group and Davis, Mendel & Regenstein, Inc. President of The Mendel Foundation. Sponsors the Young Angels Camp Scholarship Fund. Serves as life trustee at the Marcus Jewish Community Center and Pace Academy.



Chairman, Game of Golf Institute. Chairman and CEO, Institute of Global Prescience. Founder and trustee, Myfident Foundation. Former Chairman and CEO of ChoicePoint Inc. Board member of Georgia Aquarium and Geeknet, Inc.



Chairman, CEO, and Director of Preferred Apartment Communities, Inc.; Founder of Post Properties, Inc.; Member of Board of Directors of Rentech, Inc., an alternative energy company.



Founder and CEO of AFS, an industry-leader for 30 years in Transportation Cost Management headquartered in Shreveport, LA. Brian resides in Park City, Utah and is an active community supporter in Shreveport, Park City and Destin, FL including school age athletics & sports complex, inner-city sports camps, shelter for abused women & children and Trustee of DCWA that provides financial support for at risk kids.



**HENRY L. AARON**  
BOARD OF ADVISORS

Senior vice president, Atlanta National League Baseball Club, Inc. Chairman of the board, 755 Restaurant Corporation. Former Major League Baseball player with record-setting 755 home runs during 23-year career. Inducted into National Baseball Hall of Fame in 1982. Board member of DSW, Inc., Medallion Financial Services, Inc., and Atlanta Braves. Member of Board of Governors for Boys and Girls Club of America.



**BILL BOLLING**  
BOARD OF ADVISORS

Founder and executive director, Atlanta Community Food Bank, a provider of food and other donated grocery items to nonprofit partner agencies in Metro Atlanta and North Georgia. Charter member of Feeding America board of directors, and board member of Georgia Chamber of Commerce and Regional Commission on Homelessness. Member of nonprofit studies program advisory committee of Andrew Young School of Policy Studies at Georgia State University.



**STEVE BARTKOWSKI**  
BOARD OF ADVISORS

In business development at DPR Hardin Construction, a global commercial contractor and construction management company. Well-known in Atlanta community for record-breaking performance as starting quarterback with Atlanta Falcons between 1975 and 1985. Member of College Football Hall of Fame, Atlanta Sports Hall of Fame and Georgia Sports Hall of Fame. Involved with many charitable fundraisers throughout the year.



**DR. ROBERT FRANKLIN**  
BOARD OF ADVISORS

President of Morehouse College. Serves on the boards of the Atlanta Regional Council for Higher Education (ARCHE), the Salvation Army National Advisory Board, the Metro Atlanta Chamber of Commerce Executive Committee and the Atlanta Symphony Orchestra Executive Committee. Member of the Atlanta Business League; the Atlanta Mayoral Board of Service; the CNN Dialogues Committee; Atlanta Rotary Club and 100 Black Men of Atlanta.





**GLEND A HATCHETT**  
BOARD OF ADVISORS

Judge on nationally syndicated television series Judge Hatchett. Nationally-recognized authority on juvenile and social issues. Author of national best-selling books Dare to Take Charge and Say What You Mean and Mean What You Say. Former Chief Presiding Judge of Fulton County, Georgia Juvenile Court.



**INGRID SAUNDERS JONES**  
BOARD OF ADVISORS

Recently retired senior vice president, The Coca-Cola Company. Member of Clark Atlanta University board of trustees; Carter Center Board of Councilors; Rotary Club of Atlanta; Society of International Business Fellows; Girl Scouts USA national board of directors; and Chair of the National Council of Negro Women (NCNW).



**FELKER W. WARD JR.**  
BOARD OF ADVISORS

Managing Member, Pinnacle Investment Advisors, LLC, an investment advisory firm. Board member of Georgia Research Alliance, Tuskegee University Board of Trustees, Georgia Cancer Coalition, Georgia Department of Economic Development, Morehouse School of Medicine Board of Trustees, Emory University Board of Trustees, Emeritus, and Civilian Aide to the Secretary of the Army, Emeritus. Member of the Rotary Club of Atlanta and 100 Black Men of Atlanta.



**AMBASSADOR ANDREW YOUNG**  
BOARD OF ADVISORS

Founder and Chairman of the Andrew J. Young Foundation. Former co-chair of Atlanta Committee for the Olympic Games. Mayor of Atlanta from 1982 to 1990. Board member of The United Nations Foundation and King Center. Advisory board member of the Chick-Fil-A Foundation. Member of 100 Black Men of Atlanta.



## RICH MCKAY

### PRESIDENT & CEO



Falcons President & CEO, Rich McKay is entering his 10th season with the Atlanta Falcons. After serving the first eight years as President of the Atlanta Falcons, McKay was promoted to President and CEO of the club by Owner and Chairman Arthur M. Blank on September 1, 2011.

McKay's long-term involvement in the NFL includes many notable achievements. He played pivotal roles in two successful stadium negotiations (Atlanta and Tampa Bay), he was the General Manager and chief football architect for a Super Bowl championship team in Tampa Bay (XXXVII), he has served as an active participant within the NFL's committee system to help advance the game and the NFL's business and was substantially involved in the Collective Bargaining Agreement negotiations which led to the current multi-year agreement signed in 2011 with the NFL and the NFL Players Association.

McKay has been a member of the NFL's Competition Committee for the past 20 years. He became Co-Chairman of the NFL's Competition Committee in 1998 and on March 1, 2011, NFL Commissioner Roger Goodell named McKay Chairman of the committee which is comprised of NFL head coaches and League executives who study the game and recommend rules changes and modifications to ensure player safety while promoting competitiveness among all 32 of the League's franchises.

For the past eight years, McKay has served on the NFL Management Council Working Group of League executives that helps advise on collective bargaining issues. During the 2011 off-season, McKay played a pivotal role in helping to negotiate a new Collective Bargaining Agreement with the players that resulted in labor peace for the next eight years.

"Of all of the club executives, Rich had the most sustained and substantial involvement," said NFL Executive Vice President/General Counsel Jeff Pash. "We had a lot of club people who were involved in many phases of our planning, but Rich had the most direct ongoing involvement in the negotiations."

McKay, working very closely with Mr. Blank, recently reached an agreement with the Georgia World

Congress Center, the Atlanta City Council, and Invest Atlanta on key terms for the construction of a new stadium for the Falcons that will be located in downtown Atlanta.

Construction for the new Falcons stadium will begin in 2014. The state-of-the-art facility will be designed by 360 Architecture based in Kansas City, Missouri, and be constructed by Atlanta-based Holder Construction Company partnering with Hunt Construction Group, Inc., H. J. Russell & Company and C.D. Moody Construction Company. The Falcons will begin playing in the new stadium in the fall of 2017.

McKay's career as one of the top front office executives in all of professional sports began as Tampa Bay's General Counsel in 1986 before rising to General Manager of the Buccaneers in 1994.

McKay played a pivotal role in the construction of Raymond James Stadium – Tampa Bay's state-of-the-art, open-air facility which hosted Super Bowl XXXV in 2001 and Super Bowl XLIII in 2009. McKay, along with Buccaneers Co-chairmen Bryan and Joel Glazer, negotiated the terms of the lease of Raymond James Stadium.

In the spring of 2008, McKay assisted Falcons Owner & Chairman Arthur Blank in the hiring process that landed Falcons General Manager Thomas Dimitroff and Head Coach Mike Smith.

Since those hirings, the Falcons have compiled a 56-24 regular season record which is the second-best mark in the NFL over that five-year span behind the New England Patriots, who have posted a 60-20 record since 2008.

McKay's 22 seasons as an NFL executive have been marked by several significant highlights:

- During 13 seasons as an NFL General Manager, McKay was the football architect who built six teams that reached the NFC playoffs, three that reached the NFC Championship Game and one team that won a Super Bowl title. His overall record as an NFL General Manager was 112-96 with a winning playoff record of 6-5.



- McKay worked with three different NFL head coaches who guided their respective teams to the NFC Championship Game (Tony Dungy 1999 with Tampa Bay; Jon Gruden 2002 with Tampa Bay; and Jim Mora 2004 with Atlanta).
- McKay's personnel scouting acumen was a successful formula which produced 59 players that played in the Pro Bowl during his time as an NFL General Manager. Tampa Bay's 41 Pro Bowl selections between 1997 through 2002 were the most in the NFL. To put it into perspective, the Buccaneers only had 19 Pro Bowl selections in the first 21 years of their history leading up to 1997.
- McKay's first pick ever as an NFL GM in 1995 was DT Warren Sapp, now an in-studio analyst for NFL Network and his second pick (also in 1995) was LB Derrick Brooks, an 11-time Pro Bowler for the Buccaneers who serves as a guest analyst for ESPN's First Take and Sirius Satellite radio. Sapp and Brooks combined to make 18 Pro Bowl appearances during their tenures with the Buccaneers. Both players were named to the NFL's Top 75 Draft Picks of all time by NFL Network in 2011. Sapp was voted into the Pro Football Hall of Fame earlier this year during his first year of eligibility and will be enshrined in Canton, Ohio on August 3.
- As a GM, nine of McKay's top former lieutenants have risen through the ranks to sit in the General Manager's chair at other NFL franchises. The men currently occupying those roles in the NFL include Ruston Webster (Tennessee Titans), Mark Dominik (Tampa Bay Buccaneers), Les Snead (St. Louis Rams), Phil Emery (Chicago Bears) and John Idzik (New York Jets).
- While many of the players McKay drafted developed into NFL stars on the field, several have been Pro Bowl performers from a charitable standpoint, as well. Atlanta Falcons Limited Partner Warrick Dunn, whom McKay drafted in 1997, was the recipient of the 2004 Walter Payton/NFL Man of the Year award. This award is presented annually to the NFL's most philanthropic player. Derrick Brooks was also a co-recipient of the award in 2000.
- Arguably one of the brightest moments of McKay's distinguished NFL career took place in sunny San Diego, California on January 26, 2003 when he completed the overhaul of the Buccaneers – long considered one of the worst franchises in professional sports. Tampa Bay's 48-21 victory over the Oakland Raiders in Super Bowl XXXVII vaulted the Buccaneers from the basement of professional sports to the top of the NFL universe.
- McKay was the 2005 recipient of the Jack Horrigan Award. This award is presented annually by

**RICH MCKAY**

the Pro Football Writers of America to the club or League office executive who is the most helpful and cooperative with the local and national news media that report on the NFL.

The McKay family is arguably one of the most influential families in football with substantial roots in both the collegiate and professional game. Rich's late father, the legendary John McKay, led the University of Southern California Trojans to four National Championships in 16 seasons. Rich's older brother J.K. McKay, an executive in the USC athletic department, was a starting wide receiver for the Trojans and was part of two national championship teams (1972 & 1974) and played in three Rose Bowl games while playing for his father. Between the three McKay's, they have won six National Championships, participated as a player or coach in 12 Rose Bowls, participated as a coach, player or team executive in six NFL Conference Championship Games, won two National Collegiate Coach of the Year Awards, won one XFL Championship as a General Manager, won one Super Bowl Championship as a General Manager and had two draft picks selected to the Pro Football Hall of Fame (Lee Roy Selmon – the first pick for John McKay as a NFL Head Coach for the Tampa Bay Buccaneers in 1976 and Warren Sapp – the first pick for Rich McKay as an NFL General Manager in 1995).

Coach McKay's legacy was honored last year with the opening of the \$70 million, 110,000 square-foot new Athletic Center at USC named The John McKay Center. The center opened during the summer of 2012 and serves as the home of all USC athletics. Coach McKay had also previously been inducted into the Tampa Bay Buccaneers Ring of Honor as its second member in 2010.

Rich earned his Bachelor's degree in Economics in 1981 from Princeton University. He graduated from Stetson's





College of Law in 1984 and clerked for two years for Tampa's U.S. District Judge William Terrell Hodges. McKay worked at the Tampa law firm of Hill, Ward, and Henderson, P.A., from 1986-1992 where he served as General Counsel for the Buccaneers.

Born March 16, 1959 in Eugene, Oregon, McKay grew up in Los Angeles and Tampa, graduating from Tampa's Jesuit High School.

As an avid long distance runner, Rich has participated in and finished two New York City Marathons, an Atlanta Marathon, and in March of this year completed the Los Angeles Marathon.

McKay and his wife, Terrin, have two sons; Hunter, a 2012 graduate of Samford University in Birmingham, Alabama who is now employed in the Sports Information Office at Kennesaw State University in Kennesaw, Ga., and John, a junior at USC in Los Angeles.



## THOMAS DIMITROFF

### GENERAL MANAGER



The Atlanta Falcons have won more games than any other team in the NFC since 2008 (56-24), and General Manager Thomas Dimitroff is the architect of a roster that has become one of the most competitive in the NFL. He and co-team builder, Head Coach Mike Smith, have built the Falcons into one of the most consistent franchises over the last five seasons.

Dimitroff has been named Executive of the Year by *Sporting News* two times (2008 & 2010) during his five seasons in Atlanta. In the draft, he has selected franchise cornerstones QB Matt Ryan, WR Julio Jones, LB Sean Weatherspoon, LT Sam Baker, S Thomas DeCoud and S William Moore and he has added key veterans via free agency and trades like TE Tony Gonzalez, RB Steven Jackson, DE Osi Umenyiora, and CB Asante Samuel to shore up key positions.

Since his first day on the job, Dimitroff has brought the philosophical approach of building through the draft and supplementing with free agency. With the help of his scouting department, Dimitroff has made the Atlanta Falcons the class of the NFL when it comes to keeping and growing the players a team drafts. Since 2008, the Falcons rank second in the NFL in draft retention (73.9 pct.). From 2008 through 2011, Atlanta selected 46 players in the draft and an astonishing 34 draftees remained on the roster entering the 2012 season. Also during that time, 39 of the Falcons 46 selections are active players in the NFL (84.8 pct.), which is the seventh best mark in the League since 2008.

Atlanta's 2013 offseason was full of moves to fill needs along the offensive and defensive sides of the ball. Dimitroff and the Falcons front office were systematic with their approach and did not rush into free agency. His patience paid off as the Birds landed Jackson and Umenyiora prior to the draft.

A two-time All-Pro selection, Jackson is the NFL's leading rusher among active players with 10,135 yards. He is the only active player with more than 10,000 career yards and just the 27th player in NFL history to achieve that milestone. Additionally, he is one of just 14 running backs in NFL history to total 10,000 rushing yards and 3,000 receiving yards.

#### DIMITROFF'S PERSONNEL BACKGROUND

2008-13	<b>General Manager // Falcons</b>
2003-07	<b>Dir. of College Scouting // Patriots</b>
2002	<b>National Scout // Patriots</b>
1998-01	<b>College Scout // Browns</b>
1994-97	<b>College Scout // Lions</b>
1992	<b>Scout // World League</b>
1990-91	<b>Scouting Coor. // Saskatch. Roughriders</b>

Umenyiora, a two-time Super Bowl champion and two-time Pro Bowl defensive end, has tallied 430 total tackles (155 solo) with 75 sacks, 31 forced fumbles, and 13 fumble recoveries in 129 games over his 10-year career. Since 2003, Umenyiora's 75 career sacks rank ninth in the NFL.

Dimitroff's calculated, yet aggressive tactics on draft day came into play once again during the 2013 Draft. Since arriving in Atlanta, the Falcons have made at least one trade during the draft and that approach continued this year. Atlanta held the 30th pick in the first round, but they knew the player they coveted would not make it past the 23rd selection. Dimitroff called one of his former lieutenants and now General Manager of the St. Louis Rams, Les Snead who held the 22nd pick. The trade allowed the Falcons to acquire CB Desmond Trufant from the University of Washington. Trufant was the player Atlanta had their sights set on the entire time, but Dimitroff knew they would have to be aggressive to make sure they obtained their target.

***"We knew who we were targeting. We knew who we were going after," Dimitroff said immediately following selecting Trufant. "That's part of our deal as an organization that we research properly and know the needs of the other team. Lionel Vital and his staff have done a great job of knowing the needs of other teams. We thought there were a number of teams in the back stretch of the first round that would be targeting corners. Again, we weren't going to run the chance of running the risk of not having a guy like this on our team. That's why we made our move."***



Dimitroff's astute moves to acquire talent have helped produce 56 wins since 2008, four playoff appearances, two NFC South Division crowns and a trip to the NFC Championship game in 2012. Last season, the Falcons continued to produce on the field by securing the NFC's top seed with a 13-3 record en route to their third consecutive playoff appearance and fourth in five seasons.

One of his goals when he arrived in Atlanta was to make this franchise a relevant and sustainable organization, and in just five seasons at the helm, Dimitroff and his group have continued to build and improve upon the foundation that was laid in 2008. Since 2008, the Falcons have posted a NFC-best 56-24 regular season record, which is the second highest win total in the NFL and they are the only team to post five consecutive winning seasons in the NFC over that same time period (11-5, 9-7, 13-3, 10-6, 13-3). Despite the team's success since his arrival, the determined and driven Dimitroff is not going to allow the Falcons to become complacent and he understands that there is still a lot that needs to be accomplished.

Following the 2011 campaign, Dimitroff and Smith both knew there was a lot of work that needed to be done to get where they ultimately wanted to get this team.

***"Personally I have little patience for football teams who don't step onto the field with fiery passion. We have talked about that since the time we arrived here in 2008," said Dimitroff at the team's 2011 season ending press conference. "That is what Mike Smith is about. It's definitely what I am about and I know it's what Arthur Blank is about. We're vehemently opposed to sitting back and being a hesitant football team."***

Dimitroff's statement at the end of the 2011 season coupled with his drive to excel and Coach Smith's guidance on the field propelled the Falcons to an NFC-best 13-3 record in 2012. Prior to the 2012 Draft, Dimitroff made another aggressive move to help fill a need on the roster. The Falcons did not have a first round selection, but Dimitroff did not let that deter him from adding an impact player to the fold. As the Draft approached, he reached out the Philadelphia Eagles to see if there was any way he could re-unite with former New England Patriots CB Asante Samuel. The move was made to acquire the four-time Pro Bowl corner and two-time Super Bowl Champion on April 25, 2011 when the Falcons sent a seventh round selection to the Eagles for Samuel. The move paid dividends immediately as Samuel started 15 games and tallied 39 tackles, a team-high 19 passes defended and five interceptions in his first season with the Falcons.

Samuel was not the only Dimitroff acquisition that led the Birds to the NFC Championship Game for the first time since 2004. Atlanta had three players voted to the Pro Bowl last season and all three were acquired by Dimitroff. His first ever draft pick, QB Matt Ryan, future Hall of Fame tight end Tony Gonzalez and 2011 first round draft pick Julio Jones all made the Pro Bowl and also played key roles in the Falcons securing their first playoff victory in the Dimitroff and Smith regime.

QB Matt Ryan, the third overall selection in the 2008 Draft, flourished under the guidance of Offensive Coordinator Dirk Koetter in their first season together. Ryan set career and franchise single-season highs in passing yards (4,719), attempts (615), completions (422), touchdown passes (32) and completion percentage (68.6) while starting all 16 games. He also helped guide the Falcons offense to the seventh ranked passing attack (292.0 ypg) in the NFL and the sixth ranked scoring offense (26.2 ppg) in the NFL. Ryan earned his second Pro Bowl appearance last season while leading Atlanta to the NFC Championship game for the first time since 2004.

Despite suffering a first round playoff loss to the New York Giants in 2011, Atlanta's 2011 regular season was filled with memorable moments and significant accomplishments. Ryan produced a solid season by setting at that time the franchise record for passing yards (4,177) in addition to throwing 29 touchdowns and a finishing the season with a 92.2 passer rating. Ryan's record setting performance was joined by RB Michael Turner and WR Roddy White also entering the pages of Falcons history. Turner broke RB Gerald Riggs' franchise record of 48 rushing touchdowns, with two scores against Tampa Bay in Week 17, giving him 50 as a Falcon. "The Burner" also led the NFC in rushing yards with 1,340 yards and added 11 touchdowns on the season.

In each season since ascending to the General Managers position in Atlanta, Dimitroff has astutely engineered key moves and deftly drafted a solid nucleus of players to bolster the Falcons roster.

In his first year on the job, he landed Ryan in the draft and added Turner, a two-time Pro Bowler in free agency. Heading into the 2009 season, the perception was the Falcons needed a pass catching tight end. Dimitroff answered the bell once again by orchestrating a trade with the Kansas City Chiefs to obtain the most prolific tight end in NFL history and future Hall of Famer, Tony Gonzalez. After finishing 9-7 in 2009, the fanbase wanted help on the defensive side of the ball and Dimitroff and his staff brought in former Defensive Rookie of the Year CB Dunta Robinson and selected OLB Sean Weatherspoon with the 19th pick, in addition to drafting defensive tackle Corey Peters in the third round (83rd overall).





Dimitroff did not rest on his laurels during the 2011 Draft. His philosophy of addressing the needs of the team and being aggressive if the organization believes it is the right move was put on display once again. Atlanta held the 27th overall pick entering the draft. While most thought Dimitroff would stay put and take the best player available at 27, he had a different thought. Dimitroff reached out to the Cleveland Browns, who held the number six pick, in hopes of landing an impactful player to help the team. With Dimitroff's keen sense for the draft and talent evaluation, the Falcons manufactured a trade with the Browns and selected University of Alabama wide receiver Julio Jones with the sixth pick.

In 2010, Atlanta's 13-3 mark was spearheaded by Ryan. He set then career highs in passing attempts (571), touchdowns (28), yards (3,705), completion percentage (62.5), quarterback rating (91.0) and set a franchise record for completions (357). His performance earned him his first Pro Bowl appearance and was joined by eight of his teammates. Ryan enjoyed the company of defensive end John Abraham, tackle Tyson Clabo, tight end Tony Gonzalez, cornerback Brent Grimes, fullback Ovie Mughelli, running back Michael Turner, specialist Eric Weems and wide receiver Roddy White in Hawaii. The Falcons roster, which Dimitroff and his staff devote countless hours into also produced four players who earned All-Pro honors in 2010. Abraham and White were each All-Pro first team selections, while Mughelli and Turner garnered second team recognition.



**GM THOMAS DIMITROFF &  
CB DESMOND TRUFANT**

Dimitroff's forward thinking and aggressive but calculated nature has allowed the Falcons to be players in the free agency market each year, and the 2010 offseason was no different. He knew he wanted to upgrade the defense and Dimitroff and his staff wasted little time in doing so.

With an eye towards improving a young Falcons secondary, Dimitroff targeted and signed talented five-year veteran cornerback Dunta Robinson from the Houston Texans two days after free agency opened. An Athens, Georgia native, Robinson brought a veteran presence and a stalwart reputation back home with him. His impact was felt throughout the defense as DE John Abraham collected 13 sacks and the corner opposite of Robinson, Brent Grimes, posted a franchise-high 23 passes defended and tied for the team lead in interceptions with five.

The Robinson signing allowed Dimitroff important flexibility when entering his third draft. Dimitroff enjoyed another successful needs-based draft in 2010, selecting speedy, playmaking outside linebacker Sean Weatherspoon from Missouri with the 19th overall pick in the first round. Additional picks included defensive tackle Corey Peters (Kentucky) and offensive lineman Michael Johnson (Alabama), as well as offensive lineman Joe Hawley (4th round, UNLV), cornerback Dominique Franks (5th round, Oklahoma), wide receiver Kerry Meier (5th round, Kansas), and safety Shann Schillinger (6th round, Montana). Weatherspoon and Peters have proved to be strong players since 2010. Last season, Weatherspoon tallied 114 tackles, six tackles for loss, four passes defended, three sacks, one interception, one fumble recovery and one forced fumble in 13 games. Peters missed the first six games of the 2013 season, but still produced 20 tackles, one forced fumble and one pass defended.

Although the Falcons have produced some impressive accomplishments in his first four years on the job, for the architect behind the transformation of the new look Falcons, it is not enough. Dimitroff strives for so much more.

Every move Dimitroff makes is well-thought out and calculated and forward-thinking with one goal in mind. Assembling the best football team he can is paramount in his daily thought process and he's aggressively determined to get the Falcons to the next level.

That inherent, tireless drive is one of the main reasons why Dimitroff has been so successful throughout his 20-plus years in the NFL. A product of the championship producing ways in New England, Dimitroff is all about building a winner who is able to compete at the highest level each and every season. He has an acute ability to not only focus on the team's needs of the present, but to plan for a sustainable



future for the franchise. These traits are what many around the NFL respect about Dimitroff, but none more than his head coach.

***"Thomas is one of the most forward thinking guys I have ever been around," said Falcons Head Coach Mike Smith. "As coaches, we are always thinking week to week and personnel guys have timelines that are much further down the road. Thomas' forethought, in terms of personnel moves, is his strength. As a coach, you're worried about Sunday, but he is looking out for the long term future of the organization, which is impressive. His vision on how to put this team together is the most impressive thing about him."***

The 2009 Atlanta Falcons capped off their first back-to-back winning seasons in the history of the franchise with a 20-10 victory at Tampa Bay in the season finale. For long-time Falcons fans, this was quite a monumental feat. But for Dimitroff and his staff, this was just another block in the foundation for this young Falcons team.

Before the 2009 season kicked off, Dimitroff went looking for another target for Ryan and the Falcons offense to improve their efficiency when he traded for future Hall of Fame tight end Tony Gonzalez of the Kansas City Chiefs on the eve of the 2009 draft. Gonzalez delivered in a big way with 83 receptions, second-best on team, and six touchdowns, including the game-winner at the New York Jets on a fourth down with 1:38 remaining. Gonzalez was also a positive and winning presence in the Falcons locker room. He possesses the type of leadership qualities Dimitroff looks to add to the roster each season.

Part of Dimitroff's master plan also includes adding other veterans when needed to shore up his units. For example in 2009, he signed savvy veteran players like linebacker Mike Peterson and cornerback Brian Williams. Peterson finished second on the team with 140 tackles, starting all 16 games, while Williams supplied a punch to the secondary for the first five starts to the season before being lost with a knee injury.

When he feels he needs to make a move to bolster the roster or retain core players, the decisive Dimitroff doesn't stand idle for very long. He extended the contract of veteran wide receiver Roddy White prior to the start of the '09 regular season. White responded with another stellar campaign that landed him in his second straight Pro Bowl with a team leading 85 catches for 1,153 yards and a career-best 11 touchdowns.

The momentum from the Gonzalez trade and the other free agent acquisitions carried over a week later as Dimitroff completed the second draft of his tenure with the '09 selections of defensive tackle Peria Jerry, safety William Moore, cornerback Christopher Owens, defensive end Lawrence Sidbury, tackle Garrett Reynolds, defensive tackle Vance Walker and linebacker Spencer Adkins. Despite missing most of their rookie seasons, the selections of Jerry and Moore payed dividends in 2010. Jerry continued to recover from his injury, and recorded two sacks, four tackles for loss and one pass defended. Moore started 15 games at safety and tied for the team lead in interceptions (five) while adding 108 tackles, eight passes defended, one forced fumble and one fumble recovery. The two will look to continue to improve in 2012.

In 2008, Dimitroff's first move was signing talented free agent running back Michael Turner from San Diego. Turner fittingly exploded onto the scene as a full-time starter for the first time in his career, finishing with 1,699 rushing yards with a club record 17 touchdowns on his way to his first Pro Bowl, while finishing second in MVP voting.

Dimitroff's initial '08 draft was a windfall, delivering franchise quarterback Matt Ryan, the consensus NFL Offensive Rookie of the Year, starting left tackle Sam Baker, starting middle linebacker and All-NFL rookie selection, Curtis Lofton, and eventual starting free safety Thomas DeCoud. His adept choices also included solid contributors in wide receiver Harry Douglas and defensive end Kroy Biermann.

Dimitroff's belief that the NFL draft is a major building block to establish a team's foundation for years to come has been the impetus for the Falcons' winning ways since 2008.

His first five drafts reaped huge benefits as 17 out of 37 picks have started at least one game and 28 rookies have been active on game day since 2008. Eight rookies have started on opening day from the first five draft classes under Dimitroff.

All of these major moves prove Dimitroff will do whatever it takes to make the Falcons roster better whenever he sees the opportunity. His timely maneuvers have helped the Falcons post a notable 56 victories over the past five seasons, which is the second highest total in the NFL from 2008-12.

Dimitroff directs all aspects of football operations with the Falcons and working with Head Coach Mike Smith has final authority over all personnel decisions related to the signing of free agents, the selection of players in the draft, trades, and related decisions. He will also handle coordinating other football-related activities with Coach Smith.



Dimitroff has earned his climb up the NFL mountain to General Manager by working his way through the scouting trails as a combine/BLESTO Scout, an Area Scout, National Scout, and College Director of Scouting.

His father was a big influence on his life. Tom Dimitroff was a high school, college, and pro coach turned NFL scout (and a former NFL quarterback for the old Boston Patriots). Other key influences that have also helped shape Dimitroff's philosophy today and aided in his rise to his current post include Kansas City Chiefs General Manager Scott Pioli and New England Patriots Head Coach Bill Belichick.

The younger Dimitroff took a genuine desire for scouting players to the ultimate level early in his life. He became the Canadian Scouting Coordinator for the Saskatchewan Roughriders of the CFL in 1990 as his first taste into the world of scouting. In 1992, he moved on to World League of American Football, where he scouted all NFL, CFL and World League rosters while tracking player transactions for the NFL's developmental league.

Dimitroff's career aspirations brought him to the NFL and the Detroit Lions where he became a College Scout in 1994. It was in his years as Scout for the Lions that he was introduced to Atlanta for the first time (living in the Virginia Highlands area) while evaluating the Southeastern part of the country. From there, Dimitroff made his way back to Cleveland in 1998 as a College Scout for the Browns for four years before landing in New England in 2002.

During his five years as the Director of College Scouting in New England (2003-07), he was responsible for overseeing area scouts who evaluate all of the nation's college prospects while scouting and tracking the development and availability of drafted players. The

Patriots had a 77-17 overall record in Dimitroff's tenure and they won the Super Bowl in the 2003 (XXXVIII) and 2004 (XXXIX) seasons while making a historic march on a perfect 2007 regular season. Many of the players responsible for New England's history-making NFL-best 16-0 regular season record in 2007 were scouted, evaluated, and later drafted during Dimitroff's time. Some of those players include: cornerback Ellis Hobbs III, center Dan Koppen, guard Logan Mankins, running back Laurence Maroney, safety Brandon Merriweather, cornerback Asante Samuel, defensive end Ty Warren, tight end Ben Watson, nose tackle Vince Wilfork and cornerback Eugene Wilson.

"I think there are two ingredients in being a talent evaluator," said long-time, respected NFL personnel executive Ernie Accorsi. "You have to learn under top people, which Thomas has done from his father to a championship organization in New England. But you also need that indefinable instinct to see talent. That can't be taught. You can be a good evaluator without it, but not a great one. Thomas has that instinct."

Dimitroff captained his college team as a defensive back at the University of Guelph (Canada) from 1987-1989. He was born in Barberton, Ohio, in 1966. Thomas and his wife, Angeline, have one son, Mason, and live in Atlanta.





## KIM SHRECKENGOST

### EXECUTIVE VICE PRESIDENT & CHIEF OF STAFF



Kim Shreckengost is Executive Vice President — Chief of Staff for AMB Group, LLC, the parent company of the Atlanta Falcons. She is responsible for public relations and information technology at the Falcons, and holds similar responsibilities at The Arthur M. Blank Family Office, home of AMB Group and The Arthur M. Blank Family Foundation. In addition, she is responsible for facilitation of the business activities of Falcons Owner & Chairman Arthur Blank; family office operations and administration; the businesses' aviation group; and the operations of Mountain Sky Guest Ranch, and a guest dude ranch in Montana.

Shreckengost joined AMB Group in 2001. Prior to her current position, she served as Vice President — Corporate Affairs & Executive to the CEO at The Home Depot. In this position, she was responsible for community affairs, internal communications, investor relations and public relations. In addition, she was responsible for CEO-directed activities across the company, including serving as a facilitator for business-related projects.

Before joining The Home Depot in 1996, Shreckengost spent 15 years with Delta Air Lines in positions of increasing responsibility. Those areas included operations and customer service, marketing, information services, methods and training, and finance. Prior to leaving the company, she was Director of Investor Relations and Assistant Secretary. During that time, Delta received four awards for excellence in corporate reporting and investor relations from the Association of Investment Management and Research. Shreckengost was also cited by *Institutional Investor Magazine* as one of the top investor relations officers in the country.

Shreckengost is a former working group member of the NFL's Committee on Workplace Diversity. She serves on the board of advisors of the Metro Atlanta Chamber of Commerce and the advisory board of the WNBA's Atlanta Dream. A native of Wayne, Michigan, Shreckengost graduated with distinction from Wayne State University in Detroit, receiving a Bachelor of Science degree in Business Administration. Shreckengost and her husband, Lloyd, reside in Douglasville, Georgia.



## GREG BEADLES

### EXECUTIVE VICE PRESIDENT OF ADMINISTRATION & CFO



The 2013 season marks 19 years of dedicated service for Greg Beadles with the Atlanta Falcons.

Beadles' responsibilities have grown over the years beyond overseeing financial operations of the club to include the facilities, travel and logistics departments. He is a key liaison with the NFL League Office and the Georgia Dome. His primary focus over the last few years has been the team's new stadium efforts supporting President & CEO Rich McKay in negotiations with state and city officials and the overall development of the \$1 billion project slated for completion in 2017.

His career began in the League as an intern with the Falcons in 1995 and has progressed with positions of increasing responsibility in the finance department.

After assisting in the sale of the team to Owner & Chairman Arthur Blank in 2002, he was promoted to Vice President of Finance. Beadles added the CFO title after the 2003 season and was named Senior Vice President in 2011. In 2013, he was promoted to Executive Vice President of Administration.

Beadles is the son of a 40+ year college basketball coach and thus has been immersed in sports his entire life. He grew up traveling with his father on road trips and recruiting visits and gained valuable insight into the world of sports through those experiences. Greg also played sports as a youth and progressed to the college level where he played a year of small college basketball before transferring to Louisiana State University to begin his career focus on business.

Beadles earned a Bachelor's of Science in Accounting from LSU in 1991 and a Masters of Science in Sports Administration from Georgia State University in 1995. He has also attended the prestigious NFL Executive Management Program at Stanford University in 2007.

The 44-year-old holds a CPA license from the state of Georgia. He started his career in business with a public accounting firm in Baton Rouge, Louisiana before moving on to labor as an international staff accountant with Offshore Pipelines, Inc. out of Houston, Texas.

The Atlanta Business Chronicle named Beadles its "CFO of the Year" in 2012 for his work with education related initiatives. He is founding chairman for both Dominion Classical Christian Academy in Lawrenceville, Ga. and Arete Scholars Fund, a non-profit that provides K-12 scholarships for low-income children throughout Georgia. He also serves as a board member of the CFO Council at Georgia State University.

Greg and his wife, Jill, reside with their four children, Ella, Grant, Evie and Hudson in Dacula, Georgia.



## DANNY BRANCH

### VICE PRESIDENT OF INFORMATION TECHNOLOGY



Danny Branch begins his 10th year as Vice President of Information Technology (IT) for the Falcons and boasts more than 29 years of experience in systems development, deployment and support. He is responsible for all information technology related activities for the Falcons and all other enterprises in the Blank Family of Businesses.

Branch joined the Falcons in 2004 from The Home Depot, where he most recently was Vice President of Information Services. Starting at The Home Depot in 1990 as a senior systems engineer, he was promoted rapidly through the engineering and ultimately, the information services management ranks. While at The Home Depot, Branch partnered with NCR to be the first home improvement retailer to implement and deploy self check-out. He also developed and deployed Home Depot's current gift card program, which replaced their previous paper based gift certificate program.

Prior to The Home Depot, Branch worked in programming, engineering and project management roles for CONTEL, Management Science America, and Texas Instruments. A Georgia product, Danny earned his associate degree in Mathematics from Abraham Baldwin Junior College (Tifton, GA.). He received his Bachelors of Science degree in Computer Science from the University of Georgia and completed an advanced leadership development program at the Babson School of Executive Education (Babson Park, Mass.). Branch is heavily active in the community continuing to support Atlanta Habitat for Humanity and gives back to his local area by serving as president of Gridiron Booster Club at East Coweta High School. Danny and his wife, Claire, live in Senoia, Georgia with their daughter, Chloe (19) and son, Alex (16).





## DAVID HOMRICH

**EXECUTIVE VICE PRESIDENT OF  
FINANCE & INVESTMENTS AMB GROUP**



David Homrich is Executive Vice President – Finance and Investments of AMB Group, LLC, the parent company of the Atlanta Falcons. He is President of Exodus Capital, LLC (Mr. Blank's private investment company), Treasurer of The Arthur M. Blank Family Foundation, and a senior officer of several other companies which comprise the Blank Family of Businesses, including PGA TOUR Superstore and Atlanta Falcons Physical Therapy Centers.

His current responsibilities include financial and strategic planning, and investment strategy and management as well as new business analysis and development.

Homrich joined AMB Group, LLC, upon its formation in 2001. Prior to that, he was Chairman and CEO of Homrich Berg, an Atlanta-based wealth management company he co-founded in 1989. While at Homrich Berg, David served as personal financial and investment advisor to Arthur Blank. Before co-founding Homrich Berg, he was a principal in an investment advisory company and a manager in the tax department of the Atlanta office of Price Waterhouse.

Homrich is a CPA, a Certified Financial Planner, and has earned the Personal Financial Specialist designation from the American Institute of CPAs. He has authored a book and several articles on financial and investment matters and has been quoted in numerous business publications. He has been repeatedly recognized as one of the best financial advisors in the United States.

Homrich serves, or has served, on the boards of several private companies. He serves on the Dean's Advisory Council at the University of Georgia's Terry College of Business and is a former member of the Governing Board of the State Properties Commission and the Georgia Building Authority.

Homrich is past chairman of the Board of Directors of the Metro Atlanta YMCA and presently serves on its Board Development committee. In 2008, he was honored to receive the Bransby Christian Leadership Award from the Metro Atlanta YMCA. In 2007, the Georgia Society of CPAs presented its Public Service Award to Homrich in recognition of his public service to the community and the state of Georgia.

A magna cum laude graduate of the University of Georgia with a degree in accounting, Homrich also earned his Master of Accountancy degree with a tax concentration from UGA.

David and his wife, Lynne, reside in East Cobb with their three sons and daughter.



## KENDYL MOSS

### VICE PRESIDENT OF COMMUNITY RELATIONS



Kendyl Baugh Moss begins her 12th season with the Falcons as the Vice-President of Community Relations. In this capacity, Moss is responsible for community initiatives, player outreach and youth football programming. She assumes this position after three years of serving as the Manager of Event Marketing for the Falcons and one year as Program Officer for the Atlanta Falcons Youth Foundation. Prior to her role with the Falcons, Moss was the Assistant Director of the NCAA Division I Men's Basketball Championship and Final Four.

Before working with the NCAA, she served as the Assistant Director of Championships/Marketing for Conference USA. Moss earned her B.S. in Speech Communications at the University of Texas. She also holds a M.A. in Corporate Communications from DePaul University. Moss and her husband, Cory, reside in Smyrna, Georgia with their son, Kellen, and daughter, Kolby.



## REGGIE ROBERTS

### VICE PRESIDENT OF FOOTBALL COMMUNICATIONS



Reggie Roberts begins his 22nd season in the National Football League and his 10th as the team's Vice President of Football Communications in 2013. He serves as the day-to-day spokesman for the Falcons on all football and non-football matters, and is responsible for coordinating all media and football communications coverage for the team. Additionally, Roberts is the club's liaison between local, national and international print and electronic media, and the main club contact with the television and radio networks that broadcast Falcons games.

Roberts, who joined the Falcons in September of 2004, comes to Atlanta with a long history in the NFL at both the league and club levels. The veteran football communications specialist, who is also a former award-winning sports journalist, spent seven seasons at league headquarters in New York City where he was Director of Information for the National Football Conference from 1990 to 1996.

Following the 1997 season, Roberts and his communications staff received the coveted Rozelle Award from the Pro Football Writers of America. The award is presented annually by the PFWA to the NFL's top public relations/football communications staff. It marked the first time in franchise history the Buccaneers football communications staff had ever received the award. The Buccaneers were also a finalist for the award in both 1999 and in 2000 and the Falcons have been finalists for the award in each of the past five seasons (2008-12).

Roberts was president of Double R Communications, Inc., a national sports public relations and communications company from 2002-2004. His clients included a dozen NFL players as well as the NFL, The Champions Fund, Family First, Kaos Sports, the University of South Florida Athletic Department, and Hill and Knowlton, USA.

During seven seasons with the NFL office, Roberts was the Public Relations Director and primary league office contact for the 15 NFC teams. Additionally, he coordinated media operations at seven NFC Championship Games, seven Super Bowls (XXV-XXXI), and three Tokyo American Bowl Games in Tokyo, Japan. Roberts has also been selected as a member of the NFL's Football Communications staff for 14 Super Bowls (XXV-to-XXXVI, XL, XLI).

Roberts was a recipient of the 2012 Fritz Pollard Alliance Foundation Salute to Excellence Award. The award is presented to persons who display outstanding performance through the year either on the field or in front offices in the National Football League.

In 2006, Roberts completed the prestigious NFL Managers Training Program located at Stanford University's Executive Education Graduate School of Business in Palo Alto, California.

Before joining the NFL in 1990, Roberts spent four-and-half years as a sports reporter with the Austin American-Statesman newspaper in Austin, Texas where he won two Associated Press Sports Editor awards.

Roberts graduated from the University of Louisiana at Monroe in 1986 with a Bachelors of Arts degree in journalism.

Roberts is native of Alexandria, Louisiana. He and his wife, Wendy, live in Snellville, Georgia with their two sons, Reid Alexander and Chase Matthew.





## JIM SMITH

### SENIOR VICE PRESIDENT OF SALES & MARKETING



Jim Smith begins his second season as the club's Senior Vice President of Sales and Marketing following his promotion to the post on June 1, 2012.

Smith, who spent six seasons as the club's Vice President of Marketing (2004-09) before being promoted to Vice President/Chief Marketing Officer in 2010, heads up one of the most creative and talented marketing and sales teams found anywhere in professional sports.

He recently worked with the NFL Office in New York City on a comprehensive brand review that created a new standard for the Falcons brand and put in place innovative brand policies to enhance and expand the club's overall image both in the Atlanta market and nationally. In conjunction with this study, Smith developed the award winning "Rise Up" campaign which includes an inspiring television commercial featuring Hollywood star and "A-list" actor Samuel L. Jackson.

The campaign, which focuses on a team, an organization, a fan base, and a community rising up together to try win a championship, was unveiled in the spring of 2010 to impressive reviews and culminated with a television spot featuring Jackson's impassioned speech for Atlanta and the Falcons to "Rise Up" together. Jackson's motivating, emotional words also became a pre-game rallying cry and popular fixture for Falcons fans on the team's Jumbotron when it was shown just before kickoff at each home game. It became an instant hit for fans and Falcons players alike as the club posted a 7-1 record at the Georgia Dome.

Under Smith's direction, the Falcons capitalized on the team's success and Rise Up momentum to set an all-time franchise record for season ticket sales and sponsorship sales for the 2013 season. Additionally the club is on pace to sellout all the Georgia Dome club seats and solidify the Dome Field advantage the Falcons have enjoyed.

In addition to the Rise Up and sales successes, Smith's service staff, event marketing staff and digital media staff was recognized numerous times in 2012 by the NFL for their best practices in creating a fun, entertaining and service focused environment on game days while delivering a truly unique social media experience 365 days a year for Falcons fans throughout the country.

In his new role as the club's chief's ticket sales and service officer, Smith is responsible for the sales and service of all Falcons tickets which include season tickets, group tickets, and hospitality programs. Smith also oversees ticket operations, ticket services, and the Falcons fan services department that work closely with the club's critically important season-ticket holders.

Smith and his sales team are also responsible for selling Falcons premium seat inventories at the Georgia Dome which includes suites, club seats, super suites, and the Falcons Owner's Club.

Over the past 11 seasons, the Falcons have sold out 110 of 112 games in the Georgia Dome which at one point included a franchise-record 55 games in-a-row sold out streak. The current streak stands at 52 consecutive games heading into the 2013 season.

Some of Smith's other critical day-to-day responsibilities entail maximizing local and national revenue opportunities by managing all brand affinity, inventory, including stadium assets, broadcast rights, team marketing rights, new media, and event marketing. Smith and his partnership sales teams have increased the Falcons' local sponsorship and broadcast revenues by more than 300% since 2003, and his impressive work in the Atlanta marketplace has resulted in several new partnerships with companies like Ford Motor Company, Verizon, NAPA, Russell, Quikrete, and SunTrust. Smith's new media team has received national acclaim for its use of emerging technology and social media to provide fans unprecedented access to the Falcons organization.

Prior to joining the Falcons, Smith spent five successful seasons as General Manager and then President/General Manager of the Major League Soccer's Columbus Crew. During his stint with The Crew, Smith captured 2001 MLS Executive of the Year honors by his peers and followed-up that award by overseeing the organization's first-ever championship the following season winning the 2002 U.S. Open Cup title.

Before his positions with The Crew, Smith was a member of the athletic department at Ohio State University, serving as Associate Athletic Director for Marketing and Communications. At OSU, Smith was responsible for the direction and coordination of eight



department heads in the areas of marketing, athletic communications, publications, external relations, merchandise sales, premium seat services, video services and concessions.

Smith was the Director of Live Event Marketing for the World Wrestling Federation before his move to OSU. He also worked as the Coliseum Director at Sam Houston State University in Huntsville, Texas. Born Dec. 5, 1965, the Milford, Conn. native earned a Bachelor's of Science degree in Radio, TV, and Film at Northwestern University and a Masters of Arts in Sports Management at Ohio State. He and his wife, Polly, live in Suwanee, Georgia with their three daughters, Rachel, Courtney, and Emily, and son, Daniel.



## TIM ZULAWSKI

### VICE PRESIDENT OF SPONSORSHIP SALES & SERVICE



Tim Zulawski enters his 11th season with the Falcons. As Vice President of Sponsorship Sales and Service, Zulawski leads the Falcons initiative to develop and maintain corporate partnerships with local, regional and national corporations. This includes overseeing day to day activities associated with promotional rights, television, radio, print and digital advertising, custom experiences, hospitality and the sale of annual signage rights at the Georgia Dome.

During his time in Atlanta, Zulawski has helped the team secure a number of valuable corporate partnerships with numerous companies. Prior to coming to the Falcons, Zulawski worked for Palace

Sports and Entertainment in charge of negotiating sponsorships for the Tampa Bay Lightning, Tampa Bay Storm and the St. Pete Times Forum. His NFL career started in public relations with the Buffalo Bills as a high school senior. A native of Buffalo, New York, Zulawski holds a Management Information Systems degree from SUNY in Fredonia and a Master's degree in Sports Management from Springfield College. Tim and his wife Erika are active members in the Atlanta community through numerous immigration related organizations and the Big Brothers & Big Sisters program of Metro Atlanta.



# RISE UP



# COACHES



**MIKE  
SMITH**

**HEAD COACH**



Coaching in today's NFL requires a keen understanding of your players as well as the ability to manage the delicate ecosystem of an NFL locker room filled with veteran stars, promising rookies, hardscrabble journeymen, and off the street free agents.

Atlanta Falcons head coach Mike Smith has taken all of those different and diverse personalities and backgrounds and smoothly melded them into an aggressive, attacking-style unit that can quick-strike opponents with the long ball on offense and one that can keep enemy offenses off the scoreboard with a rugged defense.

For those who know Smith, it's not all that surprising that his Falcons have posted a winning record in each of the past five seasons.

But one key question arises?

How has a first-time head coach in the deliriously popular National Football League managed to carve out those five consecutive winning seasons en route to posting the best record in the National Football Conference since 2008?

***"I'm a firm believer that you win in the locker room first," said Smith, the Daytona Beach, Florida native who is the oldest of eight children. "If you can win in the locker room first, your chances of winning on the field greatly increase."***

Smith is certainly all about the team.

He protects his players with fierceness, but all of his guys know that the Falcons are going to do things the right way every time all the time.

***"Smitty is our leader," said Falcons Pro Bowl QB Matt Ryan. "He sets the tone as to how we are going to do things. He's got an open door policy where he will take in all of the information, but at the end of the day, he's going to make the call. We respect that. We all understand that."***

### SMITH'S COACHING BACKGROUND

2008-13 **Head Coach // Falcons**  
 2003-07 **Defensive Coordinator // Jaguars**  
 2002 **Linebackers Coach // Ravens**  
 1999-01 **Def. Asst./Def. Line Coach // Ravens**  
 1996-98 **Defensive Coord. // Tennessee Tech**  
 1988-95 **Special Teams Coord. // Tennessee Tech**  
 1987 **Defensive Line Coach // Tennessee Tech**  
 1986 **Defensive Line Coach // Morehead St.**  
 1983-85 **Linebackers Coach // San Diego State**  
 1982 **Assistant Coach // San Diego State**

Since becoming Atlanta's head coach in 2008, Smith has established his team as one of the NFL's most consistent performing franchises that seemingly always finds itself in the National, playoff discussion reserved only for the League's elite teams.

During Smith's impressive five-year run, the Falcons have compiled a 56-24 regular season record, which is the second-best mark in the NFL during that time, and has captured two NFC South Division titles.

Smith's accomplishments in his first five seasons as Atlanta's head coach are unprecedented in team history and are among the best in the NFL when measured against his coaching counterparts.

He became the first coach in franchise history to produce back-to-back winning seasons (2008-09), and in 2012, Smith became the first coach in team history to lead his team to three consecutive playoff appearances (2010-12).

The affable Smith - known as "Smitty" to his players and coaching staff -- led the Falcons to an NFC-best 13-3 mark in 2012, securing the team's third straight playoff berth. The Falcons also hosted the NFC Championship Game in the Georgia Dome for the first time in the franchise's 47-year history.

Additionally, the Falcons became the first NFC team to earn the conference's top seed twice in three seasons (2010 & 2012) since the Philadelphia Eagles posted the NFC's best record in three straight seasons from 2002-04. For his efforts, Smith was



named the Sporting News Coach of the Year for the third time in five seasons (2008, 2010 & 2012).

Smith's 56 wins are the most in the NFC and are the most by any Falcons head coach in team history during his first five seasons. In addition, Smith's 56 wins in his first five seasons as a head coach are the second-most among any first-time head coach in NFL history.

Atlanta's .700 winning percentage is the highest in team history over a five-year period and is also the second-best percentage in the League.

Smith's steady hand at the helm includes a strong emphasis on establishing a true home field advantage and that philosophy has produced an astounding 33-7 home record and .825 winning percentage during his tenure, the second-best mark in the NFL over the last five seasons.

One of Smith's basic coaching philosophies centers on his team displaying sustainability. He wants his Falcons to be able to maintain a certain level of performance, not just each season, but from game to game, quarter to quarter, and play to play.

Smith's overall coaching philosophy is one based on starting fast in all three phases of the game. Perhaps that explains why his Falcons have amassed a 42-10 record in games where they score first. Coupled with core principles built around playing fundamentally sound football, Smith's disciplined teams have displayed a knack for holding onto leads and closing out the opposition.

Smith's troops have posted a 44-2 record in games where the Falcons lead at halftime (since 2008). Atlanta also owns a 42-1 mark in contests where the Birds hold the lead at the beginning of the fourth quarter since 2008.

Smith, one of the top defensive minded coaches in all of pro football, teaches a rugged and physical approach to defense, which has produced the third-stringiest group in the NFC in points allowed since 2008 at 20.1.

Also, the Falcons defense has been tough when closing out halves and games in the last three seasons by allowing just 17 points in 53 possessions in the final two minutes of either half.

During the 2012 season, Smith became the first coach in franchise history to reach 50 wins and the third fastest head coach since the AFL-NFL merger to reach 50 wins, accomplishing the feat in 71 games.

Additionally, the Falcons were among the best in the NFL last season in scoring offense and scoring

## IMPRESSIVE RESUME

Since 2008, Smith has racked up an impressive list of accomplishments and accolades while leading the Falcons to five consecutive winning seasons and four playoff berths.

### Smith's Accomplishments

- Sporting News Coach of the Year in 2008, 2010 and 2012.
- KC 101 Club NFC Coach of the Year in 2008 and 2010.
- Associated Press NFL Coach of the Year in 2008.
- .700 winning percentage - highest in club history through five seasons.
- 56 wins - Falcons all-time wins leader.
- Second best home record in NFL history in his first five seasons as a head coach.
- Second most wins in team history in a single season (13 - 2010 & 2012).
- Under coach Smith, the Falcons are the only NFC team to post winning records in each of the last five seasons (2008-12).

defense - finishing seventh and sixth in the NFL in both categories, respectively. Atlanta averaged 26.1 points per game on offense; the Falcons defense surrendered 18.7 points per game in 2012.

From a team perspective, the Falcons lit up the NFL during the 2012 season. QB Matt Ryan earned his second trip to the Pro Bowl after setting franchise records for passing yards (4,719), attempts (615), completions (422), consecutive passes without an INT (272), completion percentage (NFL-best 68.6), touchdown passes (32), and 300-yard passing games (7).

TE Tony Gonzalez earned his 13th career Pro Bowl selection after becoming the first tight end and eighth player in NFL history to record 100 career touchdown receptions.

WR Roddy White recorded his franchise record sixth consecutive 1,000-yard season in 2012 while teammate Julio Jones - who earned his first trip to the NFC Pro Bowl game - set a franchise record with 182 receiving yards in the NFC Championship Game.

In 2011, the Falcons defense ranked second in the NFL in red zone efficiency (78.7 pct.) and finished sixth in the NFL in rushing defense (97.0 ypg).

The Falcons' special teams units have also excelled through Smith's emphasis and direction by finishing in the top 10 in NFL rankings in each of the past five seasons.

Under the guidance of Smith, the Falcons posted a



10-6 record and earned their second consecutive playoff berth in 2011. The playoff berth marked the third time in four seasons Atlanta has reached the playoffs under Smith.

The Birds wrapped up the 2011 campaign in record-setting fashion, as QB Matt Ryan, RB Michael Turner and WR Roddy White all established new franchise bests. Ryan broke the franchise record for passing yards in a single-season after eclipsing QB Jeff George's mark of 4,143 yards set in 1995.

Ryan finished the 2011 season with 4,177 yards, 29 touchdowns and a 92.9 quarterback rating, all career highs at the time. Turner broke RB Gerald Riggs' franchise record of 48 rushing touchdowns, with two scores against Tampa Bay in Week 17, giving him 50 as a Falcon.

"The Burner" also led the NFC in rushing yards with 1,340 yards and added 11 touchdowns on the season.

White also got in on the action when he became the Falcons all-time leading receiver with 7,374 career receiving yards, breaking Terance Mathis' old mark of 7,349 yards. The ninth-year receiver out of UAB also finished the season with 100 receptions and became the first player in team history to record multiple 100-catch seasons.

Atlanta also produced two Pro Bowlers in 2011 as White and TE Tony Gonzalez were each named to the NFC Pro Bowl team. The selection was the 12th for Gonzalez.

In 2010, Smith guided the Falcons to the second-most wins in a season in team history, the top record in the NFC with a 13-3 mark and an NFC South Division crown. The 13 victories also secured the number one seed in the Conference for only the second time in franchise history and the Division title was just the fourth ever for the team in 45 years in the League (and first since 2004).

His club's eight-game winning streak during the 2010 campaign was the second longest ever in team annals. The Falcons also were the only team in the League to rank in the top 5 in both scoring offense (25.9 points) and scoring defense (18.0 points allowed) and boasted an NFL-high as well as a franchise-best nine players who were named to the Pro Bowl.

For all the milestones achieved in 2010, Smith earned the prestigious Sporting News NFL Coach of the Year and the KC 101 Club's NFC Coach of the Year award for a remarkable second time in three seasons.

In 2009, Smith's club captured their final three games of the season, including two victories on the road to secure a winning record and the first back-to-back winning seasons in team history.

His club's hard-fought three-game winning streak at the end of the 2009 campaign to secure a winning season was especially impressive considering the Falcons faced the fourth-toughest schedule in the NFL and five of the team's seven losses came against playoff teams. Smith's Falcons also lost nine key starters for at least one game because of injury (and a total of 45 games of missed action overall) but still continued to display the kind of resolve that is characteristic of Smith-coached teams since he took over in Atlanta.

Under Smith's determined leadership in 2008, the Falcons enjoyed one of the biggest turnarounds that the NFL has ever witnessed. The seven-win swing going from 4-12 to 11-5 is tied for the fourth-best mark (at +7 wins) in the League for a rookie head coach since 1978.

Smith's 11 victories are tied for the top mark with five other head coaches for the best record for a rookie head coach taking over a team that finished below .500 the previous season. And only three rookie head coaches in NFL history had more wins in their first campaign on the sidelines than Smith.

Smith's firm guidance in 2008 allowed the Falcons to make several improvements from the previous season, which included points per game average, rushing yards per game average, passing touchdowns to interception ratio and fewest sacks allowed. He had his team ready to play in every game in 2008 as the Falcons were tops in the League in first quarter points scored and registered a streak of holding opponents in 12 of 15 games to under 20 yards rushing in the opening quarter of games.

The shrewd drafting of quarterback Matt Ryan and astute free agent signing of running back Michael Turner were two aggressive moves that paid immediate dividends and laid a solid foundation.

For his coaching efforts in 2008, Smith earned Associated Press and Sporting News 2008 NFL Coach of the Year honors, as well as NFC Coach of the Year by the respected KC 101 Club.

Smith boasts a strong coaching background that includes 13 NFL seasons and 33 total years in football. His defensive track record has witnessed a remarkable amount of success as he helped guide the Baltimore Ravens to a Super Bowl XXXV Championship in 2000 as a defensive assistant coach and led the Jacksonville Jaguars defense to top





10 rankings in several categories (overall defense, points allowed and rushing defense) during his time as the club's defensive coordinator (2003-2007).

With Smith's help, the Jaguars had the sixth-most wins in the NFL (from 2004-07) with 40 victories. From 2003-2007, Smith led Jacksonville's defensive unit, which ranked fourth in overall defense (296.6), third in offensive points allowed (16.1) and fifth in rushing defense (99.3) from 2003-2006.

In his last season in Jacksonville in 2007, the Jaguars rushing defense continued that trend as the unit ranked sixth in the AFC, holding opponents to 100.3 yards per game. The Jaguars defense under Smith's direction also finished 12th in the NFL in total defense in '07.

In 2006, Jacksonville ranked second in the League in total defense (283.6), which was the highest mark for the franchise in its history. The Jaguars defense also contributed to a team-record 20 interceptions and allowed an NFL-low 11 points per game on their home turf.

During Smith's five seasons in Jacksonville, three defensive players garnered six Pro Bowl selections, which included defensive tackle Marcus Stroud (2003-2005), defensive tackle John Henderson

(2004, 2006) and cornerback Rashean Mathis (2006). Smith also coached the likes of defensive end Bobby McCray, who became just the fourth Jaguar to record at least 10 sacks in 2005. Smith contributed to three winning seasons in Jacksonville (2004-2005, 2007) as the team reached the playoffs for the sixth occasion in franchise history in 2007 and defeated the Pittsburgh Steelers in an AFC Divisional Playoff game on the road at Heinz Field.

Prior to joining the Jaguars, Smith spent four seasons with the Baltimore Ravens and was the Defensive Assistant/Defensive Line Coach from 1999-2001, which included the team's 2000 Super Bowl winning season. The Ravens defense set an NFL 16-game record by allowing only 165 points en route to the team's first NFL championship.

In 2002, Smith served as Baltimore's Linebackers Coach. That season, the Ravens featured All-Pro linebacker Ray Lewis and Pro Bowl linebacker Peter Boulware, who recorded 57 tackles, seven sacks for a loss of 51 yards, one interception and four passes defended in his finest NFL season under Smith's tutelage. Before joining the NFL ranks, Smith spent 12 seasons at Tennessee Tech from 1987-1998. He was the Golden Eagles' Defensive Coordinator for the last three seasons as the team finished in the top 10 in the nation in total defense (1997 and 1998). He joined the Tennessee Tech staff as the Defensive Line Coach and then served as the Special Team Coordinator from 1988 to 1995. Prior to his last season with the Golden Eagles, Smith was promoted to Assistant Head Coach on top of his Defensive Coordinator duties.

Smith played college football at East Tennessee (1977-1981) and was named defensive MVP twice at his position. He led the team with a school record 186 tackles as a senior. Smith was born on June 13, 1959.

Smith, his wife Julie, and their daughter, Logan, live in Suwanee, Georgia.

## SMITH'S RECORD WHEN...

### (REGULAR SEASON ONLY)

Overall Record.....	56-24
vs. the NFC.....	39-20
vs. the AFC.....	17-4
vs. the NFC South.....	17-13
Home.....	33-7
Away.....	23-17
Day Games (1 p.m. ET).....	38-17
Afternoon Games (4 p.m. ET).....	11-3
Night Games (8 p.m. ET).....	8-4
Indoors.....	38-13
Outdoors.....	18-11
Atlanta scores first.....	42-10
Atlanta leads at halftime.....	44-2
Atlanta leads going into the 4th Qtr.....	42-1
Atlanta leads in time of possession.....	38-8
Gains 300+ yards.....	44-14
Holds opponent under 300 yards.....	23-1
Atlanta has a 300-yard passer.....	10-8
Atlanta has a 100-yard rusher.....	16-3
Atlanta has a 100-yard receiver.....	26-12
Atlanta wins the turnover battle.....	34-3
Atlanta is penalized five or fewer times.....	40-15
Atlanta records 20+ first downs.....	40-14



## DIRK KOETTER

### OFFENSIVE COORDINATOR



Dirk Koetter is entering his second season as the Falcons offensive coordinator in 2013. In his initial season with Atlanta, the Birds offense soared to new heights. Last season, Koetter's offense ranked in the top 10 in the NFL in a number of categories, including third down efficiency (45.1 pct., 2nd), scoring efficiency (44.0 pct., 2nd), red zone points scored (317, 3rd), red zone scoring efficiency (90.5 pct., 6th), first downs per game (21.4, 6th), scoring offense (26.2, 7th) and passing offense (292.0, 7th).

The production of the Falcons offense and NFC-best 13-3 record led to TE Tony Gonzalez, WR Julio Jones and QB Matt Ryan all earning Pro Bowl berths. Gonzalez enjoyed his most productive season since joining the Falcons in 2009 by catching 93 passes for 930 yards with eight touchdowns en route to his 13th Pro Bowl appearance. Second-year wide receiver Julio Jones experienced a breakout year in 2012. Jones set career-best in receptions (79), receiving yards (1,198) and touchdowns (10).

The combination of Jones and WR Roddy White proved to be the NFL's top receiving duo in the NFL in 2012. White led the team in receiving yards (1,351), while also hauling in 92 catches with seven touchdowns. Jones and White became the first Falcons teammates to post 1,000 receiving yards in the same season since wide receivers Tony Martin and Terance Martin in 1998. It also marked the fourth time in team history two players have eclipsed the 1,000-yard mark in the same season. Jones and White's totals for the 2012 season made them the most productive wide receiver tandem in the NFL and combined to post a league-high 2,549 yards.

Sixth-year signal caller Matt Ryan flourished under the guidance of Koetter in their first season together. Ryan set career and franchise single-season highs in passing yards (4,719), attempts (615), completions (422), touchdown passes (32) and completion percentage (68.6) while starting all 16 games. The combination of Koetter and Ryan guided the Falcons offense to the seventh ranked passing attack (292.0 ypg) in the NFL and the sixth ranked scoring offense (26.2 ppg) in the NFL. Ryan earned his second Pro Bowl appearance last season while leading Atlanta

#### KOETTER'S COACHING BACKGROUND

2012-13	<b>Offensive Coordinator // Falcons</b>
2007-11	<b>Offensive Coordinator // Jaguars</b>
2001-06	<b>Head Coach // Arizona State</b>
1998-00	<b>Head Coach // Boise State</b>
1996-97	<b>Offensive Coordinator // Oregon</b>
1994-95	<b>Offensive Coordinator // Boston College</b>
1989-93	<b>Offensive Coordinator // Missouri</b>
1986-88	<b>Offensive Coordinator // Texas-El Paso</b>
1985	<b>Offensive Coordinator // San Francisco St</b>

to the NFC Championship game for the first time in team history since 2004.

Koetter was hired prior to the start of the 2012 season because of his expertise in the passing game. He has 30 years of coaching experience, including five seasons as the offensive coordinator for the Jacksonville Jaguars (2007-11). He also brings with him 22 years of coaching expertise on the college level, including nine seasons as a college head coach (Arizona State, 2001-06 and Boise State, 1998-2000).

During the 2010 campaign, Koetter led an offense that saw RB Maurice Jones-Drew lead the NFL in rushing with 1,606 yards on 343 carries. In five seasons in Jacksonville, he coached four different players to the six Pro Bowl selections, including Jones-Drew who earned three trips to the Pro Bowl.

Through Koetter's first four years with the Jaguars the team's offense ranked 13th in the NFL in total yards (338.6 per game), sixth in rushing (134.2), fifth in third-down conversions (43.0%), fifth in average per rush (4.5), ninth in fewest giveaways (101) and fifth with only 52 interceptions thrown.

From 2002-06, the Jaguars did not have an offensive player voted to the Pro Bowl. In just four seasons, Koetter coached four different players who have earned a total of five Pro Bowl selections during his stint as offensive coordinator. Running back Maurice Jones-Drew and tight end Marcedes Lewis were both named to the Pro Bowl in 2010.



In his first season with the Jaguars, Koetter directed a record-breaking season by the offense as the unit set franchise records for points (411, 25.7 avg.), touchdowns (50), touchdown passes (28) and yards per play (5.6). The Jaguars ranked seventh in the NFL in offense (357.4), tied for the second-highest ranking in franchise history, totaled 400-plus yards in a team-record seven games and scored 24 or more points in 10 consecutive games for the first time in team history. Quarterback David Garrard in his first season as the starter ranked third in the NFL with a 102.2 passer rating and threw an NFL-low three interceptions. Garrard threw for a career-high 3,620 yards in 2008 including the first two 300-yard games of his career and set the single-season franchise record with 23 touchdown passes in 2010 despite missing two games.

Koetter led Arizona State to four bowl games in his six seasons and finished with a 40-34 record. While also serving as offensive coordinator, Koetter helped the Sun Devils average nearly 30 points per game over six seasons and the team was ranked in the top 20 in the nation in passing offense in five of his six seasons.

Koetter molded Arizona State's all-time leading passer in Andrew Walter, its top career receiver in Derek Hagan and the top tight end in school history in Zach Miller. Walter, who played his final three seasons under Koetter, left as the Pac-10's career leader for touchdown passes with 85, surpassing John Elway who threw for 77 touchdowns at Stanford from 1979-82. Hagan, who was a third-round draft pick of the Miami Dolphins in 2006, finished with a school-record 14 100-yard receiving games. Miller finished the 2006 season as the school's all-time leader in receptions and receiving yards for a tight end and was one of three finalists for the John Mackey Award.

In 2005, ASU finished second in the nation in total offense, averaging 519.1 yards per game and third in the nation with 373.4 passing yards per game. In 2004, Koetter led ASU to a 9-3 record and finished the season ranked 19th in the Associated Press Poll. After finishing 4-7 in his first season at ASU, Koetter directed the program to an 8-6 mark in 2002 and a berth in the Holiday Bowl.

Prior to taking over ASU, Koetter spent three seasons as head coach at Boise State where he compiled a 26-10 mark and two consecutive bowl victories. He was a two-time Big West Coach of the Year honoree and two-time conference champion.

A native of Pocatello, Idaho, Koetter played four seasons at Idaho State (1978-81) as the team won a Division I-AA national championship. He graduated in 1981 with a bachelor's degree in physical education and earned a master's degree the following year in athletic administration. Following his graduation, he became head coach at age 23 at Highland High School, where he compiled a career record of 19-4 and won the 1984 state championship.

Koetter spent the 1985 season as offensive coordinator at San Francisco State and from 1986-88 as offensive coordinator and quarterbacks coach at the University of Texas El-Paso. Prior to taking over at Boise State, Koetter served as offensive coordinator/quarterbacks coach at Missouri from 1989-93 and offensive coordinator at Boston College (1994-95) and Oregon (1996-97).

Koetter, 54, and his wife, Kim, have two daughters, Kaylee and Kendra, and two sons, Derek and Davis.



## MIKE NOLAN

### DEFENSIVE COORDINATOR



Mike Nolan enters his second season as the Falcons defensive coordinator in 2013. In his first season at the helm of Atlanta's defense, the Falcons finished fifth in the NFL in scoring defense (18.7 ppg.), fifth in turnovers forced (31), fifth in red zone scoring defense (46.1 pct) and fifth in interceptions (20) as the Birds secured their second division title in the last three seasons.

His defense helped lead the Falcons to an NFC-best 13-3 record and the number one seed in the NFC playoffs. Nolan's scheme cut over three points per game off the Falcons scoring defense from 2011 (21.9 ppg.) to 2012 (18.7 ppg.). Last year, Nolan's defense faced three Super Bowl winning quarterbacks at the Georgia Dome, Drew Brees, Peyton Manning and Eli Manning, and combined to allow them to throw a total of one touchdown and 10 interceptions en route to a 3-0 record.

Nolan's defense was sparked by the young safety tandem of Thomas DeCoud and William Moore, who each earned their first Pro Bowl selections last year. DeCoud finished 2012 with 89 tackles, nine passes defensed, a team-high six interceptions and one fumble recovery. The fifth-year safety out of California accounted for seven of Atlanta's 31 takeaways in 2012. His safety-mate, Moore, posted a career year in Nolan's defense. Moore recorded a career-high 105 tackles, eight passes defensed, four interceptions, four tackles for loss, two forced fumbles and one fumble recovery, while earning NFC Defensive Player of the Week honors for his performance vs. the Saints in Week 13.

Under the guidance of Nolan, the Falcons defense also witnessed the emergence of a new leader, linebacker Sean Weatherspoon. The fourth-year linebacker out of Missouri embraced his new leadership role and flourished on the field by posting a career-high 114 tackles, six tackles for loss, four passes defensed, three sacks, one interception, one forced fumble and one fumble recovery in 13 games.

Nolan is one of the most respected defensive minds in the NFL. He enters 2013 with 15 years of experience as a coordinator and has spent a total of 26 years in the NFL coaching ranks. The Falcons

#### NOLAN'S COACHING BACKGROUND

2012-13	<b>Defensive Coordinator</b> // Falcons
2010-11	<b>Defensive Coordinator</b> // Dolphins
2009	<b>Defensive Coordinator</b> // Broncos
2005-08	<b>Head Coach</b> // 49ers
2002-04	<b>Defensive Coordinator</b> // Ravens
2001	<b>Wide Receivers</b> // Ravens
2000	<b>Defensive Coordinator</b> // NY Jets
1997-99	<b>Defensive Coordinator</b> // Redskins
1993-96	<b>Defensive Coordinator</b> // NY Giants
1987-92	<b>Linebackers/Sp. Tm. Coor.</b> // Broncos
1986	<b>Linebackers</b> // Louisiana State
1984-85	<b>Linebackers/Def. Backs</b> // Rice Univ.
1982-83	<b>Linebackers/Def. Backs</b> // Stanford
1981	<b>Graduate Assistant</b> // Oregon

mark the seventh team he has been a coordinator for over his coaching career: Atlanta (2012-13), Miami (2010-11), Denver (2009), Baltimore (2002-04), the New York Jets (2000), Washington (1997-99) and the New York Giants (1993-96).

Nolan joined Atlanta after spending the last two seasons as the Miami Dolphins defensive coordinator. In 2011, the Dolphins boasted the third best run defense in the NFL, allowing just 95.6 yards per game and 3.7 yards per carry. His defense also collared 41 sacks, which tied for 10th in the League and allowed the sixth fewest points per game at 19.6. The Dolphins also ranked seventh in the third-down percentage (33.8) and sixth in red zone defense, holding opponents to a 44.2 touchdown percentage inside the 20-yard line.

In 2010, Nolan's defense ranked among the league's top ten in overall defense (6th, 309.3 ypg), pass defense (8th, 209.3 ypg) and run defense (7th, 100.1 ypg). The Dolphins defense was one of just five units in the NFL to accomplish that feat.

Prior to joining the Dolphins, Nolan served as the defensive coordinator of the Denver Broncos. Under his tutelage in 2009, Denver's team defense improved to seventh overall in the NFL after a 29th place finish in 2008. Denver's pass defense was equally impressive, finishing third overall in the NFL, allowing 186.3 yards per game.





Prior to his stint with the Broncos, Nolan served as the San Francisco 49ers' head coach from 2005-08, following in the footsteps of his father, Dick, who coached that club for eight seasons from 1968-75 and had an 11-year NFL head coaching career. The 49ers were one of the NFL's most consistent teams in stopping the run during Nolan's four years with the club, ranking fourth in the league in yards per carry allowed (3.9) during that period. Offensively, San Francisco's 4.3-yard rushing average over Nolan's four years was the eighth-best mark in the NFL.

Nolan served three years as Baltimore's defensive coordinator from 2002-04 before becoming the 49ers head coach. His group tied for the NFL lead in takeaways (106) while ranking fifth in the league in both points per game allowed (18.8) and third down percentage (34.7). Five Baltimore defenders earned a total of nine trips to the Pro Bowl, and Nolan instructed back-to-back AP NFL Defensive Players of the Year in Ray Lewis (2003) and Ed Reed (2004). After spending his first year (2001) in Baltimore as wide receivers coach, Nolan replaced Marvin Lewis as the club's defensive coordinator in 2002. He coached one of the league's youngest defenses in 2002, helping the Ravens post a franchise record and an AFC-high 25 interceptions while placing sixth in the league in opponent passer rating (73.4).

Nolan became the NFL's youngest defensive coordinator in 1993 when the Giants hired him for that position at age 33. He spent eight consecutive seasons as an NFL defensive coordinator with the

Giants (1993-96), Redskins (1997-99) and Jets (2000). In his first year as a defensive coordinator with the Giants in 1993, Nolan's defense allowed an NFL low 12.8 points per game for the best mark by the club in 44 seasons.

Nolan's NFL coaching career began with the Broncos in 1987 as their special teams/linebackers coach, a position he held with the club through the 1992 campaign. He was a part of three teams that won the AFC West and helped the Broncos reach the Super Bowl during the 1987 (XXII) and '89 (XXIV) seasons.

Following a stint in the Broncos' 1981 training camp as a defensive back, Nolan began his coaching career as a graduate assistant that year at his alma mater, the University of Oregon.

He was a three year starter at safety for the Ducks after beginning his collegiate playing career as a walk-on. Nolan landed his first full-time coaching job at Stanford University as its linebackers/ defensive backs coach in 1982 and worked there for two years before serving in the same capacity at Rice University from 1984-85.

He spent 1986 as the linebackers coach for Louisiana State University before moving into the NFL coaching ranks with the Broncos in 1987.

A native of Baltimore, Nolan and his wife, Kathy, have four children: Michael, Christopher, Laura and Jennifer.



## KEITH ARMSTRONG

### SPECIAL TEAMS COORDINATOR



Now entering his sixth season as the Falcons Special Teams Coordinator, Keith Armstrong's special teams units have been a staple of the Falcons success over the last five seasons. His teams have proven to be one of the most consistent units in the NFL over his first five years in Atlanta and his coverage units have finished in the top 10 each seasons. Since 2008, Armstrong's punt return coverage group ranks second in total return yards (970) and second in punt return average against (7.3 yards per return). His kickoff coverage unit ranks in the top 10 since 2008 as well, allowing 22.1 yards per kickoff return on 289 attempts, while also posting the seventh most touchbacks during that time (137).

The Birds special teams have been guided by Armstrong since 2008 and Falcons kickers have reaped the benefits of his coaching. The Falcons kicking game has been at or near the top under Armstrong and rank sixth in the NFL in field goal percentage since 2008 (86.1 pct.) and have produced the fifth most points in the NFL (625) over that same period of time.

Last season, Atlanta's kicking game was propelled by kicker Matt Bryant and punter Matt Boshier as the Falcons posted a 13-3 record and won their second NFC South Division crown since 2010. Bryant produced another solid season in 2012, by connecting on 33 of 38 field goals, all 44 PATs and tallied a career and franchise single-season high 143 points. Bryant not only set the franchise mark for points in a season, he also set a new franchise mark for most field goals made in a season (33). Under the watchful eye of Armstrong, Bryant has managed to be amongst the most accurate kickers in the NFL since 2009. Bryant has connected on 95 of 108 field goal attempts (88.0 pct.), which ranks third in the NFL over that time and has also posted a Falcons franchise-best 40 consecutive field goals made from 2011 (30) to 2012 (10). Bryant kicked three game-winning field goals in 2012, including a 49-yard field goal against the Seahawks in the Divisional Round of the playoffs. He has connected on six game-winning field goals since joining the Falcons.

Under the tutelage of Armstrong, second-year punter Boshier became one of the most productive

### ARMSTRONG'S COACHING BACKGROUND:

2008-13	<b>Special Teams Coor.</b> // <i>Falcons</i>
2007	<b>Special Teams Coor.</b> // <i>Dolphins</i>
2001-06	<b>Special Teams Coach</b> // <i>Dolphins</i>
1997-00	<b>Special Teams Coach</b> // <i>Bears</i>
1996	<b>Secondary Coach</b> // <i>Falcons</i>
1994-95	<b>Safeties</b> // <i>Falcons</i>
1993	<b>Linebackers/Sp. Tms</b> // <i>Notre Dame</i>
1990-92	<b>Secondary</b> // <i>Oklahoma State</i>
1989	<b>Wide Receivers</b> // <i>Akron</i>
1988	<b>Def. Backs/Special Teams</b> // <i>Miami (Fla)</i>
1987	<b>Graduate Assistant</b> // <i>Temple</i>

punters in team history. In 2012, Boshier set career and franchise highs in net punting average (40.7 avg.), gross punting average (47.5 avg.) and most touchbacks on kickoffs in a single-season (45). In his first two seasons, Boshier has also set the franchise marks in career punting average (44.9 avg.) and career net punting average (39.7 avg.). The sixth round selection in 2011 has become one of the Falcons top special teams weapons under Armstrong in just two seasons. Since becoming the Falcons punter in 2011, Boshier and Atlanta's coverage unit ranks second in the NFL in return average against (6.9 yards per return).

Atlanta's kickoff and punt return teams continued to flourish under Armstrong. The Falcons ranked 10th in the NFL in average starting field position (29.0 yard line) in part to Atlanta's return game. On the flipside, Armstrong's coverage troops managed to help the Falcons rank fifth in opponents average starting field position (25.5 yard line) in 2012.

In 2011, Armstrong used two rookies to propel his coverage units in LB Akeem Dent and Boshier. Dent, a linebacker out of the University of Georgia, led the Falcons in special teams tackles (19) and Boshier finished the season with the highest single-season net punting average for a rookie in Falcons history (38.9 net yards per punt).

Armstrong's staple on special teams was veteran kicker Matt Bryant.. Bryant finished 27 of 29 on field



goal attempts and made all 45 PATs. For the second straight year, Bryant led the Falcons in scoring (126) and his 93.1 field goal pct. marked the third best single-season field goal percentage in team history.

His special team units were a big contributor to the Falcons winning the NFC South division title and posting the best record in the NFC with a 13-3 mark in 2010.

Armstrong's troops led the League in some key categories such as kickoff return average (28.5), opponents starting field position (22.2) on kickoffs, overall opponent field position (24.3), opponent's field goal percentage (65.2%) and fewest penalties (seven). Atlanta's special teams also finished fifth in punt return average (12.1), fourth in field goal percentage (90.3%), eighth in punts downed inside the 20 (29-tied with Arizona).

In 2010, WR/KR Eric Weems became the first Falcons player in team history to score touchdowns on both a kickoff return (102) and punt return (55) in the same season under Armstrong's direction. The 102-yard return at Tampa set a new team record and sparked a come-from-behind 28-24 victory in Week 13. The key play earned Weems NFC Special Teams Player of the Week, and combined with the 55-yard punt return score against Carolina in the regular season finale he captured NFC Special Teams Player of the Month (December) honors as well.

Through Armstrong's steady influence, Weems was voted to the Pro Bowl by his peers to become the first Falcons special teamer to be afforded such honors since Allen Rossum in 2004. He also garnered All-NFL accolades by Pro Football Weekly/Pro Football Writers of America.

Among his notable achievements with the Falcons, Armstrong's punt coverage team boasted an NFL record-low 43 opponent punt return yards allowed in 2008 and a first place ranking in opponent starting field position on kickoffs (21.4 average start) in 2009.

In 2008, Atlanta ranked second in opponents starting field position, eighth in kickoff coverage, eighth in field goals made and first in points allowed on returns. Kickoff returner Jerious Norwood notched 1,311 yards on 51 attempts for a 25.7 average, which was good enough for the fourth-highest mark in the NFC.

The 47 year-old native of Levittown, Pa. joined the Falcons following seven seasons in the same capacity for the Miami Dolphins. The 19-year NFL coaching veteran was instrumental in 2007 in helping punt returner Ted Ginn, Jr. finish fourth in the AFC with a 9.6 return average. The average was also the 10th

best mark in the entire NFL among all punt returners. With Armstrong's coaching, K Jay Feely connected on 21 of 23 field goals for 91.3 percent, which ranked second in the League just behind Pittsburgh's 92.0 percentage mark.

From 2001-2006, the Dolphins finished in the top eight in the NFL in punt return defense all but one season under Armstrong's positive direction. During that same time frame, Miami opponents averaged 6.1 yards per punt return, including a 4.5-yard mark in 2001 when they led the League in the category, and a 4.9-yard average (third in NFL) in 2005. In 2003, the Dolphins ranked first in the NFL in opponents' average starting field position with a 25.0-yard line mark and finished second in the same category in 2006 with a 24.9 figure. Over that same time period, the Dolphins special teams under Armstrong's leadership only surrendered just one punt or kickoff return for a touchdown, which was tied with Dallas for the fewest number in the League.

Prior to landing in Miami, Armstrong served in the same role with the Chicago Bears from 1997-2000. In 2000, Chicago's special teams unit ranked fourth in the NFL in punt return defense, allowing an average of just 7.0 yards per return. In his four seasons with the Bears, Chicago's special teams ranked in the top 10 in the League in punt return average, punt coverage and kickoff coverage twice in each category.

Armstrong earned his start in the NFL with Atlanta in 1994 as Safeties Coach. In 1996, he was promoted to run the entire secondary. Before his full-time positions in the NFL, he was part of the NFL's Minority Coaching Fellowship Program during training camps with the New York Jets (1991), Dallas Cowboys (1992) and Chicago Bears (1993).

Armstrong coached his way through the collegiate ranks before joining the NFL. He garnered four letters as a running back and defensive back at Temple University from 1983-1986 before joining the school as a graduate assistant in 1987.

Armstrong then joined the University of Miami as the Defensive Backs and Special Teams Coach for one season (1988) before coaching the wide receivers at the University of Akron (1989). His last two stops in college before joining the Falcons came at Oklahoma State as the Secondary Coach from 1990-1992 and Notre Dame as the Linebackers and Special Teams Coach in 1993.



## GERALD BROWN

### RUNNING BACKS



Gerald Brown returns for his sixth season as the running backs coach in 2013. Under Brown's guidance, the Falcons have had one of the top running games over the last five years and will look to continue to be an added dimension to the Falcons offense in 2013. In Brown's five seasons in Atlanta, he has helped produce Pro Bowl berths for RB Michael Turner (2008, 2010) and FB Ovie Mughelli (2010).

For the first time since coming to Atlanta, Brown will have a new feature back in the backfield. In the offseason, Atlanta signed 10-year veteran Steven Jackson. In 2012, he rushed for 1,042 yards with four touchdowns, giving him eight straight seasons with more than 1,000 rushing yards. A two-time All-Pro selection, Jackson is the NFL's leading rusher among active players with 10,135 yards. He is the only active player with more than 10,000 career yards and just the 27th player in NFL history to achieve that milestone. Additionally, he is one of just 14 running backs in NFL history to total 10,000 rushing yards and 3,000 receiving yards.

The Falcons rushing attack was led by a two-headed monster comprised of Turner and Jacquizz Rodgers in 2012. For the fifth consecutive season Turner led the Falcons in rushing with 800 yards on 222 carries with 10 touchdowns. Rodgers, the second-year back out of Oregon State, produced his most productive season by tallying 362 yards on 94 attempts with one touchdown.

In 2012, Atlanta's backfield also paid dividends in the passing game as well. Under the guidance of Brown, the Birds backs combined to haul in 106 passes for 760 yards and three touchdowns. Rodgers was most dangerous weapon in the passing game as he recorded career highs in catches (53), receiving yards (402) and added one touchdown. His 53 receptions ranked fourth on the team. Running back Jason Snelling continued to excel in the passing game under Brown. He finished the season with 31 receptions for 203 yards and one touchdown as a situational back.

Under the leadership of Brown, Turner was one of the best and most consistent backs in the NFL. From 2008 to 2012, Turner ranked third in the NFL in rushing yards (6,081) and second in touchdowns (60). He finished his Falcons career as the franchise's all-time leader in

#### BROWN'S COACHING BACKGROUND

2008-13 **Running Backs** // *Falcons*  
 2007 **As. Hd Co./ST Co-Coor/RB's** // *Indiana*  
 2006 **Co- Special Teams Coor./RB's** // *Indiana*  
 2002-05 **Running Backs** // *Indiana*  
 2001 **Running Backs** // *Mem. Maniax (XFL)*  
 1989-98 **Assistant Coach** // *Tennessee Tech*  
 1983-88 **Graduate Assistant** // *Tennessee*

rushing touchdowns (60), total touchdowns (61), most career 100-yard games (27), and most touchdowns in a single-season (17). He also finished ranked second in rushing yards (6,081) and 1,000-yard seasons (three) in team annals.

In 2011, Brown guided Turner to his second consecutive 1,300-plus yard season as he led the NFC in rushing with 1,340 yards. Turner also posted his fourth consecutive season with 10 or more touchdowns (11). Under the tutelage of Brown, the Falcons backfield saw the emergence of Rodgers. Rodgers finished second on the team in rushing yards (205) while adding 188 receiving yards on 21 catches with one touchdown.

In 2010, the Falcons backfield provided a perfect balance to the passing attack. With Turner, Jason Snelling and Mughelli spearheading Atlanta's ground game, the Falcons rushed for 1,891 total yards with 14 touchdowns. For the third consecutive season, Turner led the the Falcons in rushing. He carried the ball 334 times for an NFC-high 1,371 yards with 12 touchdowns and his performance garnered him his second Pro Bowl nod of his career.

Following up his solid performance in 2009, Snelling produced another productive season in 2010. Snelling led all running backs with a career-high 44 catches, which was third on the Falcons, for a career-high 303 yards with three touchdowns. He also added 324 rushing yards on 87 carries with two touchdowns to help out the ground game. Snelling was also selected as NFC Offensive Player of the Week for his efforts against the Arizona Cardinals (9/19) when he compiled 129 yards on 24 carries with one touchdown. He also added 57 yards on five catches and one touchdown, totaling a career-high 186 all-purpose yards.





Brown's diligent work with running back Jason Snelling and Snelling's emergence as a solid contributor to fellow runner Michael Turner was one of the highlights of the Falcons offense in 2009. When Turner was forced out from the lineup due to injury for five games, Snelling picked up his game, establishing new career-highs in carries (142), and rushing yards (613), while hauling in 30 receptions, for 259 receiving yards and five total touchdowns. Snelling topped off his best season as a pro with a career-best 147 rushing yards in the season finale win at Tampa Bay.

Although Turner was limited to 11 games played, he was a force when healthy due to Brown's positive influence. Turner scored 10 touchdowns and finished with a team-leading 871 yards for a personal-best (as a full-time runner) 4.9 yards per carry average.

Brown's first year in charge of Falcons running backs in 2008 was also Turner's first shot at being a full-time starter in the NFL. Both experiences proved to be very successful. Turner finished second in the League behind Adrian Peterson in Minnesota (by just 61 yards) with 1,699 rushing yards and set a franchise record with 17 rushing touchdowns. The 1,699 yards is the third-best season total all-time in Falcons annals.

Under Brown's leadership, Turner's breakout year also included eight, 100-yard rushing games with a pair of impressive 200-plus yard contests. In his first game in a Falcons uniform, Turner shattered the team record for rushing yards in a game with 220 in a victory over the Detroit Lions. Turner finished second in the NFL in MVP voting, earned a Pro Bowl nod for the first time in his career, and captured NFC Offensive Player of the Week honors three times.

Before coming to Atlanta, Brown's coaching career spanned 22 years, including the previous six seasons at Indiana University.

Brown's coaching performance at Indiana in his first five seasons earned him the Assistant Head Coach title on top of his duties as Special Teams Co-Coordinator and Running Backs Coach in 2007. The Hoosiers ranked third in the Big Ten in scoring offense in 2007 (31.7 points per game) while the team logged 157.4 rushing yards per game. With an assist from Brown, Indiana kicker Austin Starr led the conference in field goal percentage with a 91.3 mark (21 of 23). In 2006, Marcus Thigpen led the nation in kickoff return average (30.1) while the university led the nation in the category in 2004.

In Brown's first five seasons at IU, Hoosier running backs averaged 1,549 rushing yards per season. In his first year (2002), Indiana gained 1,398 yards despite not having a running back with more than 90 career carries entering the '02 campaign. In 2003, BenJarvus Green Ellis became the seventh true freshman in

Indiana history to rush for 100 yards in a game and just the third freshman to eclipse the 200-yard plateau in a single-game.

Prior to his stint at Indiana, Brown served as the Running Backs Coach for the Memphis Maniax of the XFL. Under Brown, the Maniax led the XFL in total offense, finishing second in rushing offense while averaging over 100 yards per game.

Brown calls the state of Tennessee home as the Sweetwater native spent his first 17 years of coaching in the state following his graduation from Memphis State University in 1982. For 10 seasons (1989-98), he was an assistant coach at Tennessee Tech University, serving in a capacity of roles including: Wide Receivers Coach, Special Teams Coach and Quarterbacks Coach with the Golden Eagles.

Tennessee Tech pieced together two of its best seasons while Brown was a member of the staff. From 1992-1993, the Golden Eagles posted a 15-7 overall record and a 13-3 mark in the Ohio Valley Conference. Brown also received two minority coaching fellowships with the New York Jets (1990) and the Miami Dolphins (1996). During those internships, he worked with some of the NFL's best receivers, including Al Toon, Rob Moore and Terence Mathis of the Jets and Fred Barnett, O.J. McDuffie and Charles Jordan of the Miami Dolphins.

In 1983, Brown got his coaching start at the University of Tennessee where he began as a graduate assistant. In 1984, he became an administrative assistant and served as the Volunteers' scout and computer analyst. Brown was part of a Tennessee coaching staff for six seasons (1983-1988) and worked with seven All-America selections, including Reggie White, Tim McGee and Anthony Miller.

Brown played as a wide receiver from 1979-1981 at Memphis State University and graduated as a scholar-athlete in 1982 with a bachelor's degree in marketing/transportation.

Brown and his wife, Jill, have one daughter, Caitlin.



## MARK COLLINS

### DEFENSIVE ASSISTANT



Mark Collins returns for his fourth season with the Falcons after a successful foray in the college ranks. In addition to his Defensive Assistant duties, Collins will also continue to assist Ray Hamilton with the defensive line.

Last season, Collins' efforts with the defensive line helped lead the Falcons to a 13-3 record, the NFC South Division title and the number one seed in the NFC playoffs. The defensive line produced 20.5 of the team's 29 sacks in 2012, in addition to logging 44 tackles for loss. Defensive tackle Jonathan Babineaux put together another solid season with the assistance of Collins. Babineaux led all interior defensive linemen with 42 tackles, 11 tackles for loss, five passes defended, 3.5 sacks, one interception and one forced fumble in 16 games.

In 2011, Collins' work with the defensive line allowed the Birds to hold opponents to an average of 97 rushing yards per game, which was the sixth-best in the League. Atlanta held eight of its 16 opponents to under 100 rushing yards, including four of its last eight games, and stopped the opposition in the backfield 41 times last year.

Prior to his arrival in the NFL, Collins was an assistant coach, working with the safeties for the University of Louisiana-Monroe in 2009. He coached two All-Sun Belt selections in safeties Greg James and James Truxillo. The Warhawks defense allowed an average of 236.9 passing yards a game while totaling 13 interceptions during his lone year at the Monroe, Louisiana school.

Collins served as a graduate assistant at the University of Georgia in 2007. During his stay in Athens, the Bulldogs enjoyed an 11-2 season and a No. 2 ranking in the final Associated Press poll. Georgia won its last seven contests of the season, which included a 41-10 victory over Hawaii in the Sugar Bowl.

In 2006, Collins served as the Linebackers Coach for Georgia Southern University and also worked with the special teams and was the camp and clinic director. At GSU, Collins coached AFCA first-team All-America selection John Mohring.

#### **COLLINS' COACHING BACKGROUND**

2010-13 **Defensive Assistant** // *Falcons*  
 2009 **Assistant Coach** // *Louisiana-Monroe*  
 2007-08 **Graduate Assistant** // *Univ. of Georgia*  
 2006 **Linebackers** // *Georgia Southern Univ.*  
 2005 **Defensive Coord.** // *Elon University*  
 2003-04 **LBs & Off. Line** // *Univ. of Michigan*  
 1999-2002 **Assistant Coach** // *East Tennessee St*

A graduate of East Tennessee State University, Collins joined the coaching staff of his alma mater in 1999 and served in a variety of roles, including Outside Linebackers Coach, Defensive Line Coach, Special Teams Coordinator and Assistant Defensive Backs Coach. Following four seasons at ETSU, Collins was hired by the University of Michigan where he was part of two Big Ten Championships and back-to-back trips to the Rose Bowl. He worked with the team's linebackers as well as the offensive linemen during his two seasons in Ann Arbor, Mich.



**JOE  
DANNA**

## DEFENSIVE BACKS



Joe Danna enters his second season as the Falcons defensive backs coach. Danna is responsible for working alongside Secondary Coach Tim Lewis on a daily basis coaching the safeties and corners.

In 2012, Danna's help with the safeties paid off as the young tandem of Thomas DeCoud and William Moore, each earned their first Pro Bowl selections. DeCoud finished 2012 with 89 tackles, nine passes defended, a team-high six interceptions and one fumble recovery. The fifth-year safety out of California accounted for seven of Atlanta's 31 takeaways in 2012. His safety-mate, Moore, posted a career year in Nolan's defense. Moore recorded a career-high 105 tackles, eight passes defended, four interceptions, four tackles for loss, two forced fumbles and one fumble recovery, while earning NFC Defensive Player of the Week honors for his performance vs. the Saints in Week 13.

Prior to arriving in Atlanta, he served two years as the Miami Dolphins Assistant Defensive Backs Coach. Danna has 15 years of coaching experience, including five years of NFL experience. While with Miami, Danna assisted in producing one of the top secondary units in the NFL. Under his guidance, the Dolphins pass defense ranked eighth in the NFL in 2010.

Prior to joining the Dolphins, Danna spent two seasons with the Atlanta Falcons as a defensive assistant (2008-09). Danna was a four-year letter winning wide receiver at Central Michigan University (1995-98) and remained with the Chippewas following his playing career to serve as a student assistant (1999) and then as a graduate assistant (2000). Following a season as graduate assistant at the University of Georgia (2001), Danna returned to his alma mater where for the next four seasons he served as wide receivers coach (2002, 2005) and safeties coach (2003-04). Following his tenure at Central Michigan, he spent the next two seasons as the defensive backs coach at Georgia Southern (2006) and James Madison (2007) before joining the Falcons in 2008.

### DANNA'S COACHING BACKGROUND

2012-13	<b>Defensive Backs</b> // Falcons
2010-11	<b>Asst. Defensive Backs</b> // Dolphins
2008-09	<b>Defensive Assistant</b> // Falcons
2007	<b>Defensive Backs</b> // James Madison
2006	<b>Defensive Backs</b> // Georgia Southern
2005	<b>Wide Receivers</b> // Central Michigan
2003-04	<b>Safeties Coach</b> // Central Michigan
2002	<b>Wide Receivers</b> // Central Michigan
2001	<b>Graduate Assistant</b> // Georgia
1999-00	<b>Graduate Assistant</b> // Central Michigan

Danna earned his bachelor's degree in elementary education and social studies with a language arts minor from Central Michigan.

The Midland, Michigan native and his wife, Nicole, have two sons, Luke and Zack, and a daughter, Lindsey.



**PAUL  
DUNN**

## OFFENSIVE LINE



A 30-year coaching veteran, Paul Dunn is entering his sixth season with the club.

Last season, Dunn's offensive line group helped lead the Falcons to a NFC-best 13-3 mark and one of the most productive offensive seasons in team history. The offensive line was anchored by fifth-year left tackle Sam Baker. Baker returned from injury in 2012 and was credited with only giving up 3.5 sacks according to STATS Inc. in 16 games. His 3.5 sacks allowed ranked tied for third in the NFL amongst tackles that started all 16 games.

Dunn's group of offensive lineman also assisted in producing two 1,000-yard receivers (Roddy White, 1,351 & Julio Jones, 1,198) and allowing quarterback Matt Ryan to have a career-year and earn his second Pro Bowl appearance. In 2012, Ryan set franchise and personal bests in passing yards (4,719), attempts (615), completions (422), consecutive passes without an interception (272), completion percentage (68.6), touchdowns (32), most consecutive completions (22) and most 300-yard games in a season (seven).

In 2011, Dunn's offensive line paved the way for record breaking performances by RB Michael Turner and Ryan. Turner became only the second running back in franchise history to record back to back 1,300-yard seasons and only the third back to log three seasons of 1,300+ rushing yards in team annals. Dunn's offensive line also helped protect Ryan as he threw for a then franchise single-season record 4,177 yards and a then career-high 29 touchdowns.

Dunn's diligent work with the offensive line continued to be a bright spot for the Falcons offense in 2010. Some of the offensive accomplishments achieved through the strong play of the line included setting a team record for most first downs in a season with 353 and scoring the third-most points in club history with 414.

The team's offensive line also helped the Birds rank third in the NFL in time of possession (32:15), third down conversions (46.7%) and scoring efficiency (scoring on 70 of 178 possessions).

### DUNN'S COACHING BACKGROUND

2012-13 **Offensive Line** // *Falcons*  
 2008-11 **Assistant Offensive Line** // *Falcons*  
 2005-07 **Offensive Line** // *Univ. of Pittsburgh*  
 2003-04 **Run Game Coord./Off. Line** // *Kentucky*  
 1998-02 **Run Game Coord./Off. Line** // *Kansas St.*  
 1996-97 **Offensive Line** // *Vanderbilt*  
 1994-95 **Offensive Line** // *Univ. of Cincinnati*  
 1990-93 **Offensive Line** // *Maine*  
 1989 **Offensive Line** // *Rutgers*  
 1986-88 **Offensive Line** // *Edinboro*  
 1984-85 **Graduate Assistant** // *Penn State*  
 1983 **Graduate Assistant** // *Univ. of Pitt.*

A proud moment for Dunn in 2010 came when former tackle Tyson Clabo was named to the Pro Bowl to become the first offensive lineman afforded such honors since 1998. With Clabo's addition, the Falcons totaled an NFC-high six Pro Bowlers on offense.

Through the solid blocking of Dunn's offensive line, QB Matt Ryan threw for 3,705 yards and 28 touchdowns. In addition, White broke the club record for receptions in a season with a League-high 115 and Turner pounded his way to another Pro Bowl with an NFC-best 1,317 rushing yards.

In 2009, Atlanta's offensive line blocked for a passing attack that totaled 3,571 net passing yards, the sixth-highest total in team history (at that time) and the highest mark since the 1996 season. The Falcons also averaged 4.2 rushing yards per carry behind the stout line as Atlanta produced a 9-7 record and back-to-back winning seasons for the first time in franchise history.

In Dunn's first campaign in 2008, the offensive line set a franchise record for the fewest sacks allowed in a season with just 17 (allowing one sack per every 25.5 plays). The following season the trend continued as the unit totaled an average of one sack per every 21.1 plays in 2009, which was the second-best mark for a season in club annals.

In 2008, the offensive line paved the way for the NFL's second ranked rushing offense (152.7 yards





per game) and Pro Bowl running back Michael Turner. Turner ranked second in the NFL in rushing (1,699 yards), marking the third-highest rushing total in Falcons history. Under the guidance of Dunn, the offensive line also assisted Turner crossing the goal line a franchise-high 17 times and passing the 200-yard plateau on two occasions. The Falcons' offensive line also provided time for NFL Rookie of the Year QB Matt Ryan as he threw for 3,440 yards (on 265 of 434 passing) with 16 touchdowns.

Prior to joining the Falcons, Dunn served as the Offensive Line Coach (2005-2007) for the University of Pittsburgh Panthers, his alma mater. In 2007, Pitt's offensive line opened holes for freshman running back LeSean McCoy to rush for 1,328 yards while breaking freshman records in touchdowns (14) and points (90), which were previously held by Tony Dorsett. McCoy has developed into a Pro Bowl running back for the Philadelphia Eagles. The offensive line also paved the way for LaRod Stephens-Howling who currently serves as a running back and kick returner for the Pittsburgh Steelers. Before returning to Pittsburgh, Dunn was the Running Game Coordinator and Offensive Line Coach for the Kentucky Wildcats from 2003-04.

Dunn also registered a five-year coaching stint at Kansas State University as the Running Game Coordinator and Offensive Line Coach. During Dunn's tenure, the Wildcats ranked among the nation's top five in scoring four times, including a

national-best 48 points per game in 1998. Dunn coached four Kansas State players who earned All-America honors, including first-team honoree Nick Leckey who played for the New Orleans Saints. Additionally, Ryan Lijia earned All-Big 12 honors and was a starting guard for the Super Bowl Champion Indianapolis Colts during the 2006 season. Dunn also guided running back Darren Sproles, who is a current running back for the New Orleans Saints. Sproles graduated ranked 11th on the all-time college rushing yards list and sixth in all-purpose yards.

Dunn earned his coaching start at Pittsburgh as a graduate assistant in 1983. A three-year letterman during his collegiate career at Pitt (1978-82), Dunn was a member of four teams that finished in the Top 10, including two that finished second in at least one major poll. He played with former Falcons number one draft pick Bill Fralic. The Panthers went 11-1 in three consecutive years (1979- 81), including the 1980 campaign when Pitt was named the nation's top team by the New York Times. Four of his collegiate teammates; QB Dan Marino, OL Russ Grimm, LB Ricky Jackson and DE Chris Doleman are members of the Pro Football Hall of Fame.

Dunn and his wife, Melody, have been married 28 years and have three children, two daughters, Katlyn and Kelsey, and one son, Casey.



## RAY HAMILTON

### DEFENSIVE LINE



A 27-year veteran of the NFL as both a player and coach, Ray Hamilton embarks on his sixth season as a key member of the Falcons defensive coaching staff.

Prior to the start of the 2013 season, Hamilton's defensive line received several new pieces. The Falcons added two-time Super Bowl champion and two-time Pro Bowl defensive end Osi Umenyiora. Umenyiora has tallied 430 total tackles (155 solo) with 75 sacks 31 forced fumbles and 13 fumble recoveries in 129 games over his 10 year career. Since 2003, Umenyiora's 75 career sacks rank ninth in the NFL. He was named a First Team All-Pro by the Associated Press in 2005 and a Second Team All-Pro in 2010. Atlanta also added two defensive ends in the Draft by selecting Malliciah Goodman out of the Clemson in the fourth round and Stansly Maponga from TCU in the fifth round.

Last season, Hamilton's defensive line proved to be play an important role in the Falcons NFC-best 13-3 record and appearance in the NFC Championship game. The production of the D-Line helped Atlanta rank fifth in the NFL in scoring defense (18.7 ppg.), while holding opponents to 20 points or less on nine occasions.

With the guidance of Hamilton, Jonathan Babineaux had one of his most productive seasons while splitting time between defensive tackle and defensive end. Last season, Babineaux recorded 42 tackles, with 3.5 sacks. According to STATS Inc., he ranked second among defensive tackles with 8.5 tackles behind the line of scrimmage. Since he was drafted by the Falcons in 2005, his 49.5 stuffs are the most by any defensive tackle.

In the Falcons Divisional Round playoff win over Seattle, the Seahawks held the ball at the Atlanta six-yard line with 25 seconds on the clock in the first half. Following two incomplete passes and a penalty, Babineaux busted through the line and sacked QB Russell Wilson, which allowed the clock to run out and kept Seattle off the scoreboard. He finished the game with three tackles, one sack, one tackle for loss and one quarterback hit.

#### HAMILTON'S COACHING BACKGROUND

2008–13 **Defensive Line** // *Falcons*  
 2003–07 **Defensive Line** // *Jaguars*  
 2001–02 **Defensive Line** // *Browns*  
 2000 **Defensive Line** // *Jets*  
 1997–99 **Defensive Line** // *Patriots*  
 1995–96 **Defensive Line** // *Jets*  
 1993–94 **Defensive Line** // *Raiders*  
 1992 **Defensive Line** // *Univ. of Tennessee*  
 1991 **Defensive Line** // *Buccaneers*  
 1990 **Head Coach** // *Bay State Titans*  
 1985–89 **Assistant Defensive Line** // *Patriots*

After seven seasons in Atlanta, DE John Abraham was released following the 2012 season. Under the tutelage of Hamilton, Abraham continued to etch his name in the NFL and Falcons record books. He led the team again in sacks with 10 in 2012, and Abe's total of 54.5 sacks since 2008 with the aide of Hamilton's coaching is the fourth-highest total in the entire NFL. Abraham finished his Falcons career as the NFL's active leader in sacks (122.0) and second in Falcons' history in sacks (68.5). "The Predator" also entered into select company with Hamilton's guidance when he grabbed two sacks at Carolina in week 14 in 2010 to make him the 25th player in NFL history to record 100 or more sacks in a career.

Hamilton's adept work with the defensive line helped the Falcons post the sixth-best rushing defense in the League in 2011, surrendering just an average of 97 yards per game. His hard-working linemen had a hand in holding eight of their opponents under 100-yards rushing, including four of the last eight games, to help clinch a playoff berth down the stretch. The Falcons defense also ranked second in the League in red zone efficiency (at 78.7 pct.). With Hamilton's line playing an important role, the defense since 2008 has been the third stingiest in the NFC in points allowed at 20.1.

DT Corey Peters has developed nicely under the watchful eye of Hamilton. Peters has turned into a solid starter in his three-years on the job after



entering the League as a third-round draft pick in 2010. Peters has started 28 of 39 games and has tallied 94 tackles, four sacks, four passes defended, two fumble recoveries and one forced fumble. The former Kentucky star also managed to pick off his first NFL pass to clinch a win over Carolina in 2011.

Hamilton's crew up front helped the Falcons defense finish 10th in the League and fifth in the NFC in rush defense in 2010. Also, they held opponents to 18 points a game to rank fifth in the NFL and third in the NFC in that category. The Falcons red zone defense was the fifth toughest among all teams, allowing only 23 touchdowns on the season.

In 2009, Hamilton's committed efforts with defensive tackle Jonathan Babineaux paid off as Babs compiled a career-best season. He set personal-bests in sacks with a team-leading six, tackles with 58, and fumble recoveries with a pair in 16 starts.

"Sugar Bear's" strong line play in '09 allowed the Falcons defense to finish 10th in the NFL against the rush and surrender just one 100-yard rusher all season. Atlanta's defense also enjoyed a productive streak of 10 consecutive quarters without allowing a touchdown.

In 2008, Hamilton's plan for Abraham worked to perfection as he totaled a franchise record and career-high 16.5 sacks. Under the direction of Hamilton, the defensive line recorded 31 of the team's 34 sacks on the year.

Prior to coming to the Falcons, Hamilton was the Defensive Line Coach in Jacksonville from 2003-07. The Jaguars defense ranked fourth in the NFL during that time in yards per game (300.1) and fourth in scoring defense (18.2). The defensive line also posted 180 sacks in that same time frame led by Pro Bowlers Marcus Stroud and John Henderson.

During the 2007 campaign, Jacksonville's defense ranked sixth in the AFC in points allowed per game (19.0) while ranking fifth in the conference in rushing defense (100.3). The Jags also held opponents to 17 points or less in 10 of 16 games, which tied for the most in the NFL with three other teams.

In 2006, Hamilton guided defensive end Bobby McCray who developed into one of the AFC's top pass rushers as he led Jacksonville with a career-high 10 sacks. The defensive line combined for 29.5 sacks, ranking fourth in the NFL in rushing yards allowed per game.

Prior to joining Jacksonville, Hamilton spent two seasons as the Defensive Line Coach for the Cleveland Browns from 2001-02. In his first season with Cleveland, the Browns tied for fourth in the AFC

with 43 sacks. For three seasons, Hamilton served as New England's defensive line coach from 1997-99 and joined the New York Jets staff in 2000. His 1998 defensive line tallied 25 of the team's 36 sacks, the seventh-best total in the NFL.

In 1995, Hamilton joined the Jets in his first stint with the team as the Defensive Line Coach. He coached defensive end Hugh Douglas, who was named the 1995 NFL Defensive Rookie of the Year. From 1993-94, Hamilton was a member of the Los Angeles Raiders where he developed Chester McGlockton and a defensive line that combined for 83 sacks in his two seasons with the Silver & Black.

Hamilton spent his only season in the collegiate ranks with the University of Tennessee in 1992 as the Defensive Line Coach, following stints as the Defensive Line Coach with the Tampa Bay Buccaneers (1991) and the Head Coach of the Bay State Titans (1990), a semi-pro team that featured defensive tackle Eric Swann (the sixth overall choice in the 1991 NFL Draft).

Hamilton began his coaching career in 1985, spending five seasons as an Assistant Defensive Line coach with the New England Patriots. He helped the Patriots reach their first AFC Championship title and a Super Bowl XX appearance.

A 14th-round draft choice by the Patriots, Hamilton was a fixture on the New England defensive line from 1973-81 while establishing rookie records with seven sacks. He went on to start a team record 110 consecutive games and currently ranks fifth on the Patriots' all-time sack list with 54.

Hamilton was born in Omaha, Nebraska and raised in Oklahoma City, Oklahoma. He graduated from Oklahoma with a degree in business and was named an all-conference selection as a defensive tackle in both his junior and senior seasons. Hamilton received a master's degree in public administration in 1977 from Suffolk University while playing for the Patriots. Hamilton and his wife, Phyllis, have two sons, Kadar and Damon.



**PAT  
HILL**

## OFFENSIVE LINE



Pat Hill begins his second season as the Falcons offensive line coach. Hill and Coach Paul Dunn work closely together as they develop the offensive line and help protect QB Matt Ryan and open running lanes for the ground attack.

In Hill's first season with the Falcons the offensive line proved to be a pillar of stability. In 16 games, Atlanta started only two different offensive line combinations. The offensive line assisted in the Falcons NFC-best 13-3 record and posting the second most total yards in team history (5,906), in addition to recording the third most first downs in a single-season (342). Atlanta's offense also registered the third highest point total in a single season in 2012 (419) behind the offensive line.

Under the guidance of Hill, the Falcons offensive line saw the emergence of fifth-year left tackle Sam Baker and rookie guard Peter Konz. Baker returned from injury in 2012 and was credited with only giving up 3.5 sacks according to STATS Inc. in 16 games. His 3.5 sacks allowed ranked tied for third in the NFL amongst tackles that started all 16 games. Konz, a second round draft pick (55th overall) in 2012, was thrust into a starting role when Garrett Reynolds was lost for the season in Week 6. He started the final 10 games of the regular season and both playoff games. In 2013, Konz will make the transition to center, his natural position, under the coaching of Hill.

Together with Paul Dunn, the group of offensive lineman also assisted in producing two 1,000-yard receivers (Roddy White, 1,351 & Julio Jones, 1,198) and allowing quarterback Matt Ryan to have a career-year and earn his second Pro Bowl appearance. Jones was also named to his first Pro Bowl for his efforts.

Hill came to the Falcons after spending 15 seasons (1997-2011) as the head coach at Fresno State University where he led the Bulldogs to a 112-80 overall record and went to 11 bowl games. Hill led Fresno State to 15 wins over BCS teams during the last decade, which is the highest win total of any non-BCS team in the nation. The Bulldogs won the WAC championship in 1999 and during Hill's tenure the program consistently played one of the country's toughest non-conference schedules. He

### HILL'S COACHING BACKGROUND

2012-13	<b>Offensive Line // Falcons</b>
1997-11	<b>Head Coach // Fresno State</b>
1996	<b>Tight Ends/Offensive Line // Ravens</b>
1992-95	<b>TEs/Asst. Offensive Line // Browns</b>
1990-91	<b>Offensive Coord./Off. Line // Arizona</b>
1984-89	<b>Offensive Line // Fresno State</b>
1983	<b>Offensive Coord. // Stampeders (CFL)</b>
1981-82	<b>Recruit. Coord./ Off. Line // UNLV</b>
1977-80	<b>Recruit. Coord./ Off. Line // Utah</b>
1974-76	<b>Offensive Line // LA Valley College</b>

also produced the most Academic All-WAC players in school history over his 15 seasons.

Hill's stamp on the Fresno State football program is undeniable. After 15 years, the Bulldog program was nationally recognized for its success in all areas: wins and bowl games appearances, academic achievement, and character of the young men who came through the program. Under Hill, the program received national attention and was recognized as a premier program.

Hill's program grew accustomed of being in the national spotlight. Never was it brighter than in 2001, when Hill guided the program to unprecedented heights - 11 wins, a bowl invitation, a top 10 ranking, wins over Wisconsin, Colorado and Oregon State, another record-setting attendance mark and a Sports Illustrated cover story.

Prior to joining the Bulldogs, Hill spent five seasons as an assistant offensive line/tight ends coach in the NFL. Hill joined the Cleveland Browns in 1992 and spent four seasons (1992-95) in the organization, coaching tight ends and offensive line in addition to working in the personnel department evaluating players. While there, he formed a life-lasting friendship with New England Patriots head coach Bill Belichick, whom Hill credits for teaching him with a structure that has proven successful. In 1996, he became the offensive line/tight ends coach for the Baltimore Ravens before going on to become the head coach of Fresno State in 1997.

Success continued for Hill when he moved on to





the University of Arizona as Dick Tomey's offensive coordinator and offensive line coach in 1990 and '91. In just his first season, the Wildcats went 7-5 and played in the Aloha Bowl. Both seasons, the 'Cats finished in the top five of the Pac-10 in rushing offense, averaging nearly 200 yards per game on the ground.

Hill was the Bulldogs' recruiting coordinator from 1984-89. During that six-year stint as the recruiting coordinator and line coach under former head coach Jim Sweeney, Hill contributed at a championship level. In addition to the conference crowns and bowl victories, the Bulldogs saw 14 players drafted by NFL teams. Fresno State's 1985 team was the only unbeaten Division I-A squad in the country, finishing the season 16th in the polls. Hill's offensive line also provided the pass protection and run blocking for an offensive unit that averaged 32 points per game over those six seasons, including a nation-leading 41 points per game in '85.

Hill began his coaching career as offensive line coach at Los Angeles Valley College from 1974-76, helping the Monarchs to a state junior college championship in 1975. He then served as offensive line coach at Utah from 1977-80 under Wayne Howard; was offensive line coach and offensive coordinator at UNLV from 1981-82 under Tony Knapp; and was offensive coordinator with the Calgary Stampeders of the CFL in 1983 under Jack Gotta.

A 1973 graduate of UC Riverside, Hill was a three-time all-conference center, earning All-America honors as a senior. He was inducted into the UC Riverside Hall of Fame in 1989. It was at UC Riverside where he crossed paths with Ron McBride, then a UCR assistant and formerly the Utah head coach, who helped steer Hill into a football coaching career.

Hill and his wife, Cathy, have three children and one grandchild, Copper Patrick. Their eldest, Michael, is married and is the head coach and Hoover High School in Fresno, CA. . Zak is waiting to be admitted to medical school and Matt is finishing his degree in Psychology at the University of Georgia. Hill was born Dec. 17, 1951, in Los Angeles.



**TIM  
LEWIS**

## SECONDARY



Now entering his fourth season as the Falcons secondary coach, Tim Lewis' influence and mark has been put on Atlanta's defensive backfield. Since 2011, Atlanta's defense ranks sixth in the League in interceptions (39) and seventh in passes defended (169).

Under the guidance of Lewis in 2012, Atlanta's secondary felt the presence of 10-year NFL veteran CB Asante Samuel. Samuel started 15 games and led the Falcons in passes defended (19) and finished second in interceptions (five). His 19 passes defended ranked fifth in the NFL and were the third highest total in his career. With the assistance of Lewis, Samuel notched his 50th career interception in Atlanta's season finale against Tampa Bay in 2012. According to STATS LLC., Samuel is the second fastest cornerback to reach 50 career regular season interceptions, accomplishing the feat in 146 games. Only Lem Barney notched 50 interceptions in fewer games (114).

The 2012 season also saw the emergence of CB Robert McClain and safeties William Moore and Thomas DeCoud. McClain, the second-year corner out of Connecticut, burst onto the scene and tallied 65 tackles, 10 passes defended, two fumble recoveries, one tackle for loss and one interception in 15 games. DeCoud finished 2012 with 89 tackles, nine passes defended, a team-high and career-high six interceptions and one fumble recovery. The fifth-year safety out of California accounted for seven of Atlanta's 31 takeaways in 2012. His safety-mate, Moore, posted a career year under Lewis' tutelage. Moore recorded a career-high 105 tackles, eight passes defended, four interceptions, four tackles for loss, two forced fumbles and one fumble recovery, while earning NFC Defensive Player of the Week honors for his performance vs. the Saints in Week 13.

Atlanta continued to remake their secondary during the 2013 Draft. The Falcons selected four defensive backs in the draft, including CB Desmond Trufant (22nd overall), CB Robert Alford (60th overall), S Kemal Ishmael (243rd overall) and S Zeke Motta (244th overall). Lewis will be charged with helping mold this group of young players into contributors

### LEWIS' COACHING BACKGROUND

2010–13 **Secondary** // *Falcons*  
 2009 **Defensive Backs** // *Seahawks*  
 2007–08 **Secondary** // *Panthers*  
 2004–06 **Defensive Coord.** // *Giants*  
 2000–03 **Defensive Coord.** // *Steelers*  
 1995–99 **Defensive Backs** // *Steelers*  
 1993–94 **Defensive Backs** // *Univ. of Pittsburgh*  
 1989–92 **Defensive Backs** // *Southern Methodist*  
 1987–88 **Graduate Assistant** // *Texas A&M*

and possibly starter for the Falcons in 2013 and the seasons to come.

In 2011, the back-end of the Falcons defense was spearheaded by DeCoud who set a then career-high in interceptions (four); he also finished third on the team in tackles (108). In his second season with the Falcons, CB Dunta Robinson put together his most complete performance. The eight-year veteran finished fourth in tackles (64), tied for second in interceptions (two) and third in passes defended (nine).

In his first season in Atlanta, Lewis made an immediate impact in the Falcons secondary in 2010. One of the many areas where his presence was strongly felt was in the rapid development of CB Brent Grimes.

Lewis' meticulous work with Grimes vaulted the former small school product from Shippensburg from a potential starter in the preseason into a spot on the NFC Pro Bowl squad. Grimes emerged through Lewis' help to set a new team record for passes defended in a season (23). He was targeted 113 times by opposing quarterbacks and fought through that barrage to emerge as a dependable starter in a revamped Falcons secondary. Grimes showcased his talents and made Lewis proud by picking off a pass in the Pro Bowl.

Through the steady direction supplied by Lewis, Grimes and safety William Moore tied for team lead with five interceptions. Grimes was named NFC



Defensive Player of the Week (15) after he caused two turnovers, including an interception, along with five passes defended, to help the Falcons notch a 34-18 win at Seattle. Moore finished third on team in tackles with a career-high 108.

Lewis brings 19 years of NFL coaching experience to the Falcons secondary. Lewis is known around the League for his expertise in the coverage and pressure package fields as he has served as either a Defensive Backs Coach or Defensive Coordinator throughout his entire coaching tenure.

Lewis began his pro career serving as the Pittsburgh Steelers Defensive Backs Coach for five seasons (1995-99) before being named Defensive Coordinator over the next four years. His defense ranked seventh overall in his first season as coordinator and jumped to lead the League in total defense in 2001. In 2002 and 2003, his unit also finished in the NFL's top 10, giving him four-consecutive top-10 finishes as a Defensive Coordinator. Lewis coached the likes of cornerback Rod Woodson in Pittsburgh for two seasons (1995-96). In '96, the Hall of Famer contributed with six interceptions (one returned for a touchdown) and 19 passes defended.

Following his coaching stint with the Steelers, Lewis spent three years as Defensive Coordinator with the New York Giants. In 2005, his defense did not allow a touchdown in a span that covered 15 quarters and 53 opponent possessions. During his three-year tenure, the Giants ranked sixth in the NFC in opponents passing yards per attempt average (6.79) and second in the conference in opponent passing plays

of 25-plus yards allowed. In 2004, New York ranked fifth in the NFC in total defense allowing an average of 339.8 yards per game.

Lewis' coaching career started as a graduate assistant at Texas A&M in 1987 under Jackie Sherrill, who was his coach as a player at the University of Pittsburgh.

Following two seasons with the Aggies, he spent four years (1989-92) as the Defensive Backs Coach at Southern Methodist University. After his stint in Dallas at SMU, Lewis joined legendary coach Johnny Majors at his alma mater for two seasons at the University of Pittsburgh.

Lewis was the 11th overall pick in the 1983 NFL Draft by the Green Bay Packers. He played four seasons for the Packers and twice led or shared the team lead in interceptions before his career was cut short due to a neck injury suffered in the third game of the 1986 season against the Chicago Bears. He finished his career with 16 interceptions in 51 games, including a 99-yard interception return for a touchdown against the Rams on November 18, 1984 to set a Packers record.

Tim's brother, Will, is the Director of Pro Scouting for the Kansas City Chiefs. Tim and his wife, Shawn, have two daughters, Erin and Chelsea, and a son, Bryce.



## GLENN PIRES

### LINEBACKERS



Glenn Pires will begin his sixth season as the Falcons linebackers coach in 2013. The 2013 campaign marks his 18th season overall in the NFL. Since 2008, Pires' linebackers have helped Atlanta become the second stingiest unit in the NFC in points allowed (19.8 ppg).

Last season, Atlanta's linebacker corps was paced by the direction of Pires. His starting linebackers, Sean Weatherspoon, Stephen Nicholas and Akeem Dent combined to tally 309 tackles, 16 tackles for loss, 10 passes defended, five sacks, two interceptions, two forced fumbles and two fumble recoveries.

Under the tutelage of Pires, the Falcons defense also witnessed the emergence of a new leader in Weatherspoon. The fourth-year linebacker out of Missouri embraced his new leadership role and flourished on the field by posting a career-high 114 tackles, six tackles for loss, four passes defended, three sacks, one interception, one forced fumble and one fumble recovery in 13 games.

Pires' work also helped Dent, a second-year linebacker from the University of Georgia; develop into a solid starter for the Falcons defense. As a rookie in 2011, Dent collared 19 special teams tackles, but he was called on as a starter in 2012. He took to the challenge and with the help of Pires posted 79 tackles, five tackles for loss, and two passes defended. Nicholas also produced a career-year last season as he collared a career and team-high 116 tackles, five tackles for loss, four passes defended, two sacks, one interception, one forced fumble and one fumble recovery.

In 2011, Pires' crew of hard-working linebackers enabled the Falcons defense to finish sixth in the League in rush defense, allowing opponents to an average of just 97 yards per contest. Atlanta's defense held eight of its 16 opponents to under 100 yards rushing, including four of its last eight games. This gritty defense also stopped opponents to the tune of just 37 scores in trips to the red zone for a 78.7 percentage, second-best red zone efficiency in the entire NFL in 2011.

Last season, through the direction of Pires, two of his linebackers were atop the leader board in the

### PIRES' COACHING BACKGROUND

2008-13 **Linebackers** // *Falcons*  
 2007 **Assistant Linebackers** // *Dolphins*  
 2005-06 **Def.Quality Control** // *Dolphins*  
 2003-04 **Assistant Defensive Line** // *Dolphins*  
 2001-02 **Linebackers** // *Lions*  
 1996-00 **Linebackers** // *Cardinals*  
 1995 **Outside LBs/Recru. Coord.** // *Mich. St.*  
 1991-94 **Outside Linebackers** // *Syracuse*  
 1989-90 **Defensive Line** // *Syracuse*  
 1985-88 **Defensive Line/LBs** // *Dartmouth*

tackling department. Weatherspoon was one of those leaders and has grown tremendously in two-years with the help of Pires. Weatherspoon racked up a career-high 127 tackles, with 86 solos, including double-digit stops in six games and added three sacks in 16 starts. As a rookie in 2010, the former number one pick out of Missouri ended up with 52 tackles in 11 games and showed glimpses of the consistent player he would become.

From 2009-2010, through the excellent coaching of Pires, the linebackers helped the Falcons defense rank 10th in the NFL in rushing defense, yielding 105.9 and 106.8 yards per game, respectively. The 2009 defense allowed just one 100-yard rusher the entire season and the Birds also enjoyed a productive streak of 10 consecutive quarters without allowing a touchdown.

In his first season in 2008, Pires' relentless work with Curtis Lofton allowed the first-year player to earn All-Rookie honors from Sporting News and Pro Football Weekly as he finished with the second most tackles by any rookie with 108.

Prior to landing in Atlanta, Pires worked five seasons (2003-07) with the Miami Dolphins and coached such players as Pro Bowlers Zach Thomas and Joey Porter along with the talented Channing Crowder. Pires started his tenure with the Dolphins as the Assistant Defensive Line coach from 2003-04 and coached Pro Bowl defensive ends Jason Taylor and Akeem Ogburn.

Before joining the Dolphins, Pires spent each of the





previous two years (2001-02) as Linebackers Coach with the Detroit Lions. He got his start in the NFL coaching ranks tutoring the linebackers with the Arizona Cardinals in 1996 while spending the next five seasons at that post.

A four-year letterman as on offensive lineman at Springfield College (Massachusetts), Pires earned his bachelor's degree in education from the school in 1980. He started his coaching career as an assistant coach at Melrose High School (Massachusetts). In 1983, he spent two seasons as a graduate assistant for Syracuse University before moving on to Dartmouth College where he served as the

Defensive Line/Linebackers Coach from 1985-88. Pires returned to Syracuse in 1989 and coached the Orange defensive line for two seasons before handling outside linebackers from 1991- 94. His last stop in the collegiate ranks came at Michigan State University where he coached outside linebackers and handled recruiting duties in 1995.

A native of New Bedford, Mass., Pires and his wife, Lynn, have one daughter, Jackie and one son, Michael.



## TERRY ROBISKIE

**ASSIT. HEAD COACH/WRs**



Terry Robiskie's experience in the NFL spans over three decades, and one of the most respected wide receiver coaches in the NFL, will continue to tutor the Falcons wide receivers for a sixth season in 2013. He will also assume assistant head coach duties in 2013, after being promoted in the offseason.

Robiskie's tireless efforts with WR Roddy White have allowed White to emerge as one of the top wide receivers in the NFL. White is in the midst of one of the most impressive runs by any receiver in NFL history. He finished the 2012 regular season with 92 catches for 1,351 yards, becoming just the fifth player in NFL history to record three consecutive seasons with 90+ receptions and 1,200+ yards (2010-12). White joined WR Marvin Harrison (1999-2002), WR Tory Holt (2002-05), WR Jerry Rice (1993-96) and Chad Johnson (2003-05) as the only players to accomplish the feat. By accomplishing this feat, White also became the sixth receiver in NFL history to record six consecutive seasons with at least 80 catches and 1,000 receiving yards (2007-12).

Under the watchful eye of Robiskie, White has also soared up the Falcons record books and currently sits atop in almost every category. White is currently the Falcons all-time leader in receptions (622) and receiving yards (8,725) and ranks third in career receiving touchdowns (52). He also played in four straight Pro Bowls under Robiskie (2008-12) and only three other Falcons in team history have performed in more in consecutive seasons. Since Robiskie took over coaching the Falcons wide receivers in 2008, White has boasted 480 catches, third overall in the NFL and tops in the NFC over that time span. White's 43 touchdowns since that time are tied for second-most in the League.

Last season, Robiskie's duo of White, and second-year receiver, Julio Jones were the best in the NFL according to statistics. White and Jones combined for an NFL-best 2,549 receiving yards on 171 catches with 17 touchdowns. White led the Falcons in receiving yards (1,351) while hauling in 92 receptions, while Jones posted career highs in receptions (79), receiving yards (1,198) and touchdowns (10). Jones earned his first Pro Bowl nod for his performance, marking the fifth straight season the Falcons have

### ROBISKIE'S COACHING BACKGROUND

2013 **WRs & Assistant Head Coach** // Falcons  
 2008-12 **Wide Receivers** // Falcons  
 2007 **Wide Receivers** // Dolphins  
 2005-06 **Wide Receivers** // Browns  
 2004 **Interim Hd Coach (5 games)** // Browns  
 2004 **Offensive Coordinator** // Browns  
 2001-03 **Wide Receivers** // Browns  
 2000 **Inter. Head Coach (3 games)** // Redskins  
 1999-00 **Passing Game Coordinator** // Redskins  
 1994-98 **Wide Receivers** // Redskins  
 1989-93 **Offensive Coordinator** // Raiders  
 1988 **Tight Ends** // Raiders  
 1985-87 **Asst. Running Backs Coach** // Raiders  
 1982-84 **Asst. Special Teams** // Raiders

had a wide receiver voted into the Pro Bowl under Robiskie.

White and Jones teamed to make the Falcons one of just four teams in the NFL with two 1,000-yard receivers in 2012. They were the first Falcons teammates to post 1,000 receiving yards in the same season since WR Tony Martin (1,181) and Terance Mathis (1,136) each accomplished the feat in 1998. It also marked the fourth time in team history two players have eclipsed the 1,000-yard mark in the same season. In a Week 9 win over the Dallas Cowboys, White and Jones each tallied over 100 receiving yards, marking the third time that the duo as recorded 100 yards each in a single game. Jones and White accomplished the feat twice in 2011. Overall, the Falcons have had two receivers go over 100 yards in the same game 14 times in franchise history.

Through Robiskie's help in 2011, the former UAB product hauled in a team-high 100 receptions for 1,296 yards and eight touchdowns. White's performance garnered him his fourth consecutive Pro Bowl berth. And through the collective play of Robiskie's receivers, the Falcons offense established a team record for net yards gained with 6,026.

The veteran coach also tutored talented rookie Julio Jones in 2011. Under Robiskie's direction, Jones enjoyed the best season by a Falcons rookie receiver with 54 receptions for 959 yards and an



NFL rookie-high of eight scores, including a streak of touchdown catches in each of the final four games. Jones' fantastic rookie campaign also included five, 100-yard receiving games with a season-high of 138 yards on the heels of a sterling 80-yard touchdown at Indianapolis in Week 9.

The 2011 season also witnessed the return of another Robiskie pupil with tons of potential in Harry Douglas. Douglas hauled in a personal-best 39 catches for 498 yards and one score after sitting out 2009 with a knee injury.

In 2010, White set career and franchise highs in receptions (115) and receiving yards (1,389), in addition to adding 10 touchdown grabs. White tallied five 100-yard receiving games on his way to his third consecutive Pro Bowl selection. Under Robiskie's watchful eye, White became the first Falcon wide receiver to record at least 80 catches and 1,100-plus yards in four consecutive seasons.

Robiskie's constant work with White enabled the veteran to haul in 85 catches for 1,153 yards with a career-high 11 touchdowns en route to his second career Pro Bowl nod in 2009. His 210-yard receiving day at San Francisco set a new club record and his 90-yard touchdown grab that day was the third-longest in team history. Robiskie's receivers also collectively helped the offense post the second-most total first downs in a single-season in team history with 330.

Robiskie's unit in 2008 aided the ground game with their solid downfield blocking as Falcons runners totaled 2,443 yards rushing with a 152.7 per game average. Running back Michael Turner earned his first Pro Bowl with 1,699 yards rushing and a franchise record 17 rushing touchdowns.

With Robiskie's excellent coaching in '08, White produced his first Pro Bowl invitation by breaking the Falcons' single-season receiving yardage record with 1,382 yards. In the process, he became the first receiver in team history to post back-to-back 1,200-plus yard seasons. White also set a career-best with seven 100-yard receiving games. He led the NFL in the all-important category of third down receiving yards (516) while finishing second in the League in third down catches (29).

Robiskie's extensive resume includes stints as Offensive Coordinator and interim Head Coach on two occasions during his time in the League. Prior to coming to Atlanta, Robiskie served as the Wide Receivers Coach with the Miami Dolphins.

Before his stopover in Miami, Robiskie spent six years with the Cleveland Browns where he served in three different roles. In 2001, he joined the

Browns as the team's Wide Receivers Coach and guided Kevin Johnson to a 1,000-yard campaign, which included nine touchdowns. In 2004, he was promoted to Offensive Coordinator and went on to serve as Cleveland's interim Head Coach for the final five games of that season. He earned a victory in a 22-14 decision in the season finale on January 2, 2005 against the Houston Texans. Robiskie oversaw Browns wide receivers in his final two seasons with the team from 2005-06.

From 1994-2000, Robiskie served as the Wide Receivers Coach (1994-98) and Passing Game Coordinator (1999-2000) for the Washington Redskins. He was also named Washington's interim Head Coach for the final three games of the 2000 campaign, earning his first NFL victory as a Head Coach in a 20-3 win in the season finale against Arizona. In Robiskie's seven years with the Redskins, there were five different individual 1,000-yard receiving seasons, including one each by Michael Westbrook (1,191) and Albert Connell (1,132) in 1999. With Robiskie as the Passing Game Coordinator in 1999, QB Brad Johnson was voted to the NFC Pro Bowl squad.

Robiskie earned his start in the NFL with the then Los Angeles Raiders in 1982 where he coached with the team for 12 seasons. During that time, he served in a variety of roles with the Silver & Black, including Assistant Special Teams Coach (1982-84), Assistant Running Backs Coach (1985-87), Tight Ends Coach (1988) and Offensive Coordinator (1989-1992). As the Offensive Coordinator, Robiskie guided the powerful running back duo of Bo Jackson and Marcus Allen, who combined to rush for 1,380 yards in 1990. The team made seven playoff appearances, won four division titles and defeated the Washington Redskins in Super Bowl XVIII during Robiskie's tenure.

A native of Edgard, La., Robiskie lettered four years as a running back at LSU. As a senior in 1976, he was named the Southeastern Conference MVP and his likeness is up on the wall of the Superdome as a member of the New Orleans Sports Hall of Fame. In 2012, he was inducted into the Louisiana Sports Hall of Fame. The Raiders selected him in the eighth round of the 1977 NFL Draft. He went on to play the next three seasons with the team (1977-79) before joining the Miami Dolphins in 1980 where he spent two years.

Robiskie and his wife, Cynthia, have three sons, Brian, Andrew and Kyle. Brian, a former wide receiver at Ohio State, plays for the Detroit Lions. Andrew was signed as a college free agent by the Oakland Raiders and Kyle is a junior at Western Illinois.



## CHRIS SCELFO

### TIGHT ENDS



Chris Scelfo is a 27-year veteran of the coaching fraternity and the 2013 campaign marks his sixth NFL season with the Falcons.

His remarkable work with the tight ends in Atlanta has made the Falcons tight ends one of the most dangerous receiving groups in the NFL. Since 2009, TE Tony Gonzalez ranks second among tight ends in receptions (326), receiving yards (3,328), fourth in touchdowns (27) and first in first down receptions (211). Dating back to 2010, the future Hall of Famer has also earned three straight Pro Bowl appearances under the guidance of Scelfo.

In 2012, the 16-year NFL veteran continued to turn back the hands of time. Not only did Gonzalez earn his 13th career Pro Bowl nod, but he continued to re-write the NFL and Falcons record books for tight ends. With Scelfo guidance, he led Atlanta in receptions (93) while adding 930 receiving yards and eight touchdowns. His 93 catches in 2012 rank fifth in Falcons annals for the most receptions in a single-season. Gonzalez's impressive 2012 campaign also moved his total receptions mark as a Falcon to 326, which is the most by a tight end in franchise history. He was named a Associated Press first-team All Pro for his performance in 2012. It marked the ninth time in his career that he was named either first or second-team All Pro by the Associated Press.

Scelfo's work with the future Hall of Famer has also assisted in cementing Gonzalez's legacy. Entering the 2013 season, he is only the second player in NFL history to record more than 1,200 receptions (1,242) in addition to holding the NFL record for receptions (1,242), receiving yards (14,268), touchdowns (103), 100-yard games (30), Pro Bowl appearances (13) and 1,000-yard seasons (four) than any other tight end in League history. His 103 receiving touchdowns also rank sixth in the NFL history amongst all players. Gonzalez has also posted 70 or more receptions 10 consecutive seasons dating back to 2003. According to Elias Sports Bureau, he has tied Tim Brown's record for consecutive seasons with 70 or more catches.

Under Scelfo's direction, Tony Gonzalez was voted to the NFC Pro Bowl for the second straight season time and 12th All-Star game overall in his brilliant career in

### SCELFO'S COACHING BACKGROUND

2008-13 **Tight Ends** // *Falcons*  
 1998-06 **Head Coach** // *Tulane*  
 1996-98 **Asst. Head Coach/Off. Line** // *Georgia*  
 1993-95 **Off. Coord./Offensive Line** // *Marshall*  
 1990-92 **Offensive Line** // *Marshall*  
 1988-89 **Graduate Assistant** // *Oklahoma*  
 1986-87 **Graduate Assistant** // *NE Louisiana*

2011. Gonzalez amassed his second-highest total as a Falcon with 80 receptions (fourth-highest total by all NFL tight ends) for 875 yards and seven touchdowns. He became the NFL's second all-time leading receiver behind WR Jerry Rice with his 1,149 catches and ranks 11th in League annals with 13,338 receiving yards.

Gonzalez continues to lead all tight ends in NFL history heading into the 2012 season in receptions (1,149), yards (13,338), touchdowns (95) and 100-yard games (28), as well as holding a streak of 179 consecutive games with a reception, the third longest active streak in the League.

Scelfo's determined work with undrafted free agent Michael Palmer also paid dividends again in 2011 as the ex-Parkview High School product caught 10 passes for 72 yards, including a clutch touchdown against Minnesota in Week 12 to contribute to a 24-14 victory.

In 2010, Gonzalez totaled 70 receptions for 656 yards and six touchdowns. He became the first player in NFL history to record 12 consecutive 60-plus catch seasons, surpassing Jerry Rice's previous mark of 11. Also, Gonzalez became the first tight end in NFL history and sixth player overall to register 1,000 career receptions.

Under the watchful eye of Scelfo in 2009, Gonzalez set a then Falcons franchise record for receptions by a tight end in a season with 83 in 2009 while adding 867 receiving yards and six touchdowns. In his first game in a Falcons uniform, Gonzalez not only scored a touchdown, but became the 21st player in NFL history to top 11,000 career receiving yards.



Scelfo came to Atlanta in 2008 after spending eight years as one of the most successful head coaches in the history of Tulane University.

In 2006, as Tulane University's head coach, Scelfo became the school's career leader for games coached with 94 and ranks second among coaches in victories with 37. He is the only Green Wave head coach in the school's history with two bowl victories after guiding the university to wins in the 1998 Liberty Bowl and the 2002 Hawaii Bowl. Less than a month after he was hired to lead Tulane (1998), the Green Wave's victory over BYU in the Liberty Bowl capped a perfect 12-0 campaign.

During his winning stint at Tulane, Scelfo sent nine players to the NFL, including first round draft pick quarterbacks Patrick Ramsey (2002) and J.P. Losman (2004). His teams performed well in the classroom as well, as Scelfo's student-athletes logged an average graduation rate of 75 percent (2003-06).

In Scelfo's two previous coaching stops at the University of Georgia (1996-98) and Marshall (1990-95), his teams advanced to postseason in seven of nine seasons while registering eight winning records. At Georgia, Scelfo served as the Assistant Head Coach/Offensive Line coach while the Bulldogs recorded a 23-11 mark with appearances in the Outback Bowl (1997) and Peach Bowl (1998). He coached three offensive linemen who were first or second round NFL draft picks, including first round choice Matt Stinchcomb and second rounders Adam Meadows and Chris Terry.

During Scelfo's time at Marshall, the Thundering Herd reached the I-AA national semi-finals five times, the national finals four times and won the 1992 national championship. He coached the offensive line from 1990-92 and was promoted to offensive coordinator from 1993-95, as well as maintaining his offensive line duties. As offensive coordinator, Marshall led the Southern Conference in scoring all three years while grabbing the top spot in total offense for two seasons.

Scelfo began his coaching career as a graduate assistant at his alma mater, now the University of Louisiana at Monroe. The Indians won the I-AA national title in 1987, which came on the heels of his playing career at the school then known as Northeast Louisiana. From 1988-89, Scelfo was a graduate assistant at Oklahoma.

As a NLU player, Scelfo was a three-year letterman at center who served as captain his senior season. Scelfo and his wife, Nancy, have one daughter, Sarah Beth and a son, Joseph, who is a redshirt freshman center at South Alabama.

Chris is the co-author of "Fourth And New Orleans", the story of the Tulane Green Wave during and after Hurricane Katrina. He is also a member of the Italian-American Hall of Fame.





## ERIC SUTULOVICH

### ASSISTANT SPECIAL TEAMS



Eric Sutulovich will continue to work with Special Teams Coordinator Keith Armstrong to make sure the Falcons units continue to be considered among the very best in the NFL. The 2013 season will be Sutulovich's fifth season in Atlanta.

With assistance from Sutulovich in 2012, Atlanta's kicking game was propelled by kicker Matt Bryant as the Falcons posted a 13-3 record and won their second NFC South Division crown since 2010. Bryant produced another solid season in 2012, by connecting on 33 of 38 field goals, all 44 PATs and tallied a career and franchise single-season high 143 points. Bryant not only set the franchise mark for points in a season, he also set a new franchise mark for most field goals made in a season (33).

Atlanta's kickoff and punt return teams continued to perform at a high level due to the coaching of Sutulovich. The Falcons ranked 10th in the NFL in average starting field position (29.0 yard line) in part to Atlanta's return game. On the flipside, Atlanta's coverage troops managed to help the Falcons rank fifth in opponents average starting field position (25.5 yard line) in 2012.

With Sutulovich's help, the Falcons special teams have finished in the top 10 in NFL rankings in each of his three seasons. In 2011, Atlanta's punt coverage unit led the League in punt return average by allowing just 4.8 yards per return. In addition to that impressive number, the Falcons special team's unit forced their opponents to start a NFL-high 62 drives inside their 20-yard line.

Individual achievements were also a highlight in 2011 for the Birds special teams. K Matt Bryant set a franchise record for most consecutive field goals made in team history with 27 when he connected on a 47-yarder in the third quarter at Detroit in Week 7. Rookie LB Akeem Dent collared 19 special teams tackles, which was tied for the second-highest total in a single-season in club history.

In 2010, through Sutulovich's assistance, the Falcons special teams continued to excel. Atlanta's kickoff unit held opponents to an NFL-best average starting position of their own 22.2-yard line after kickoffs.

### SUTULOVICH'S COACHING BACKGROUND

2009-13 **Assistant Special teams // Falcons**  
 2008 **Offensive Assistant // Lions**  
 2006 **Football Asst. // University of Kansas**  
 2002-05 **Assistant Special teams // Texans**  
 2001 **Off. Coord. // Fort Scott Comm. College**  
 2000 **Asst. HC/Off. Coord. // Casper Cavalry**  
 1997-99 **Off. Graduate Asst. // Louisiana Tech**

The Falcons were led by specialist Eric Weems who averaged 27.5 yards per kickoff return, which ranked third in the NFL and earned his first Pro Bowl selection.

Sutulovich came to Atlanta after working for one season with the Detroit Lions as an Offensive Assistant in 2008. His original foray into the NFL came with the Houston Texans in its inaugural campaign in 2002. Sutulovich was the team's Assistant Special Teams Coach for four seasons (2002-05). During his time with the Texans, he helped Houston rank first in the League in punts downed inside the 20-yard line (120), fourth in opponent punt return yard average (7.4), sixth in the AFC in kickoff touchbacks (30) and seventh in the conference in kickoff return average (22.1).

Prior to his stint in the NFL, Sutulovich spent one season as a football assistant for the University of Kansas. He also spent time in the collegiate ranks with Fort Scott Community College as the Offensive Coordinator (2001), the University of Pittsburgh as the offensive graduate assistant (2000-01) and Louisiana Tech as the offensive graduate assistant (1997-99).

In his stopover at Pittsburgh, the Panthers finished third in the Big East Conference and competed in the 2000 Insight.com Bowl. The Pittsburgh offense ranked seventh nationally in pass efficiency and 18th in total passing.

Sutulovich and his wife, Melissa, have two daughters, Sage and Ellie, and two sons, Maddax and Gabe.



## GLENN THOMAS

### QUARTERBACKS



Glenn Thomas enters his second season as quarterbacks coach and sixth season with the Falcons. In his first four seasons, Thomas served as the team's offensive assistant. During his tenure in Atlanta the Falcons offense has seen its most production over a five-year span in franchise history. Thomas will work with offensive coordinator Dirk Koetter and two-time Pro Bowl quarterback Matt Ryan to continue to build the Falcons offense in 2013.

Thomas' work with the quarterbacks in 2012 led to one of the most productive offensive seasons in Falcons history, and helped QB Matt Ryan reach his second Pro Bowl. Ryan set career and franchise single-season highs in passing yards (4,719), attempts (615), completions (422), touchdown passes (32) and completion percentage (68.6) while starting all 16 games. Atlanta's offense ranked seventh in passing (292.0 ypg) in the NFL and sixth in scoring offense (26.2 ppg) in the NFL.

Atlanta's offense cemented itself as one of the most efficient units in the NFL in 2010, ranking third in time of possession (32:15) and third in third down conversion (46.7 pct.). The offense propelled Atlanta to its second playoff berth in three seasons and their first NFC South Division title since 2004.

Facing significant injuries in 2009, which included QB Matt Ryan, RB Michael Turner and WRs Harry Douglas and Michael Jenkins, the Falcons passing attack was still able to register 3,571 net yards, the sixth-best total in club annals and the highest mark since 1996. Thomas also witnessed WR Roddy White tally his third consecutive 1,000-yard receiving campaign (1,153 yards) while earning Pro Bowl honors for the second consecutive year.

With the input of Thomas, the Falcons offense soared to new heights in 2008. The offense finished the season ranked second in the NFL in rushing offense (152.7 yards per game) and ranked sixth in total offense (361.2 yards per game). The offense had three players earn postseason awards with QB Matt Ryan earning Associated Press and Sporting News Rookie of the Year, and both RB Michael Turner and WR Roddy White earning their first Pro Bowl selections.

#### THOMAS' COACHING BACKGROUND

2012-13 **Quarterbacks** // *Falcons*  
 2008-11 **Off. Assistant** // *Falcons*  
 2005-07 **Off. Coord./QBs** // *Midwestern St.*  
 2004 **Off. Coord.** // *Wichita Falls Thunder*  
 2001-04 **Graduate Assistant** // *Midwestern St.*  
 1998-01 **Student Assistant** // *Texas Tech*

From 2001-07, Thomas spent his coaching tenure at Midwestern State. As a graduate assistant coaching wide receivers (2001-04), the Mustangs won the Lone Star North Division Championship in his first season.

Thomas oversaw the school's passing game and quarterbacks in the 2004 campaign, and helped guide MSU to its first NCAA playoff appearance in school history while recording an 8-3 record.

Thomas transformed Midwestern State's offense into a powerhouse while serving as Offensive Coordinator from 2005-07. In 2007, his offense led the entire NCAA in total offense (550.0 yards per game) and rushing yards per game (317.0).

Thomas found time to work with the Baltimore Ravens in-between seasons at Midwestern State. He was responsible for working with wide receivers (2002-03, '05) and also helped out with Baltimore's quarterbacks. It was also in Baltimore where he was introduced to current Falcons Head Coach Mike Smith. The two also worked together during Smith's tenure with the Jacksonville Jaguars for one season (2004).

Following his graduation from Texas Tech, Thomas began his coaching career as a student assistant at his alma mater from 1998-2001 as a student assistant.

A native of Eastland, Texas, Thomas was an all-district selection in football, basketball and baseball at Eastland High. Thomas and his wife, Felicia, have two sons, Hayden and Dylan.



## ANDREW WEIDINGER

### OFFENSIVE ASSISTANT



Andrew Weidinger enters his second season as the team's offensive assistant after serving four years as Assistant to the Head Coach/ Offense. His additional task as offensive assistant include managing data, research, daily practice scripts, schedules, calendars and assisting with the wide receivers.

In his first season as the offensive assistant, Weidinger assisted Terry Robiskie with the wide receivers in addition to his other responsibilities with the offensive coaching staff. In 2012, the Falcons offense ranked in the top 10 in the NFL in a number of categories, including third down efficiency (45.1 pct, 2nd), scoring efficiency (44.0 pct., 2nd), red zone points scored (317, 3rd), red zone scoring efficiency (90.5 pct., 6th), first downs per game (21.4, 6th), scoring offense (26.2, 7th) and passing offense (292.0, 7th).

From 2008-2011, he assisted head coach Mike Smith as well as the offensive staff, in addition to lending support to running backs coach Gerald Brown.

He joined the Falcons in 2007 as a Personnel Scout and prior to arriving in Atlanta, he spent seven seasons at the University of Arizona, where he served in a number of positions, including Assistant Director of Football Operations.

### WEIDINGER'S COACHING BACKGROUND

2012-13 **Offensive Assistant // Falcons**  
2008-11 **Assistant to the Head Coach // Falcons**  
2007 **Scout // Falcons**  
2000-07 **Asst. Dir. of Football Operations //**  
*Univeristy of Arizona*

Weidinger received a degree in Political Science in May of 2004 and completed his Master's degree in Information Resources and Library Sciences in May 2007. He spent late summer and early fall of 2006 in a preseason internship with the Falcons.



## HEAD COACHES RECORDS

### REGULAR SEASON

COACH	SEASONS	YEARS	W	L	T	PCT
Norb Hecker	3	1966-68	4	26	1	.145
Norm Van Brocklin	7	1968-74	37	49	3	.433
Marion Campbell	6	1974-76, 87-89	17	51	0	.250
Pat Peppler*	1	1976	3	6	0	.333
Leeman Bennett	6	1977-82	46	41	0	.516
Dan Henning	3	1983-86	22	41	1	.352
Jim Hanifan*	1	1989	0	4	0	.000
Jerry Glanville	4	1990-93	27	37	0	.424
June Jones	3	1994-96	19	29	0	.396
Dan Reeves	7	1997-03	49	59	1	.454
Wade Phillips*	1	2003	2	1	0	.667
Jim Mora	3	2004-06	26	22	0	.542
Bobby Petrino	1	2007	3	10	0	.300
Emmitt Thomas*	1	2007	1	2	0	.333
<b>Mike Smith</b>	<b>5</b>	<b>2008-12</b>	<b>56</b>	<b>24</b>	<b>0</b>	<b>.700</b>

### PRESEASON

Norb Hecker	3	1966-68	4	10	1	.267
Norm Van Brocklin	7	1968-74	16	16	0	.500
Marion Campbell	6	1974-76, 87-89	9	15	0	.375
Leeman Bennett	6	1977-82	10	17	0	.370
Dan Henning	3	1983-86	7	9	0	.438
Jerry Glanville	4	1990-93	8	8	0	.500
June Jones	3	1994-96	7	6	0	.538
Dan Reeves	7	1997-03	16	13	0	.552
Jim Mora	3	2004-06	8	5	0	.615
Bobby Petrino	1	2007	3	1	0	.750
<b>Mike Smith</b>	<b>5</b>	<b>2008-12</b>	<b>7</b>	<b>13</b>	<b>0</b>	<b>.350</b>

### POSTSEASON

Leeman Bennett	3	1978, 1980, 1982	1	3	0	.250
Jerry Glanville	1	1991	1	1	0	.500
June Jones	1	1995	0	1	0	.000
Dan Reeves	2	1998, 2002	3	2	0	.600
Jim Mora	1	2004	1	1	0	.500
<b>Mike Smith</b>	<b>4</b>	<b>2008, '10, '11-12</b>	<b>1</b>	<b>4</b>	<b>0</b>	<b>.200</b>

### OPENING DAY GAMES

Norb Hecker	3	1966-68	0	3	0	.000
Norm Van Brocklin	7	1968-74	5	1	0	.833
Marion Campbell	6	1974-76, 87-89	0	5	0	.000
Leeman Bennett	6	1977-82	5	1	0	.833
Dan Henning	3	1983-86	3	1	0	.750
Jerry Glanville	4	1990-93	2	2	0	.500
June Jones	3	1994-96	1	2	0	.333
Dan Reeves	7	1997-03	3	4	0	.429
Jim Mora	3	2004-06	3	0	0	1.000
Bobby Petrino	1	2007	0	1	0	.000
<b>Mike Smith</b>	<b>5</b>	<b>2008-12</b>	<b>3</b>	<b>2</b>	<b>0</b>	<b>.600</b>

Notes: Hecker was replaced by Van Brocklin after the first three games in 1968. Van Brocklin was replaced by Campbell after the first eight games in 1974. Campbell was replaced by Peppler after the first five games in 1976. Campbell was replaced by Hanifan after the first 12 games in 1989. Reeves was replaced by Phillips for the last three games of 2003. Petrino was replaced by Thomas for the last three game of 2007.

\*Denotes interim coach.



Allen, Dennis..... 2002-05	Haering, Joe .....1994-96	Rauch, John.....1975
Alosi, Sal..... 2006	<b>Hamilton, Ray..... 2008-13</b>	Raye, Jimmy .1980-82, 1987-89
April, Bobby..... 1991-93	Hanifan, Jim ..... 1987-89	Reynolds, Alvin .....2008-11
<b>Armstrong, Keith.....1994-96,</b>	Harrison, Bob ..... 1983-86	Rhome, Jerry.....2000
<b>..... 2008-13</b>	Herring, Hal.....1966-68	Richardson, Harold .....1997
Barnes, Billy Ray.....1971-74	<b>Hill, Pat..... 2012-13</b>	Robinson, Jimmy .....1990-93
Barone, Clancy.....2004-06	Hoffman, Steve .....2006	<b>Robiskie, Terry..... 2008-13</b>
Bass, Marvin.....1997-03	Hughan, Bill.....2008-10	Rosburg, Jerry..... 2007
Bates, Jim.....1994	Humphrey, Claude ....1987-89	Rossley, Tom.....1990
Beake, Chris .....2004-06	Jackson, Bobby.....1983-86	Rowen, Keith...1990-93, 2007
<b>Beauchemin, Jonas... 2009-13</b>	Jackson, Hue..... 2007	Rust, Rod ..... 1995-97
Beightol, Larry .....1985-86	Jackson, Milt.....1994-96	<b>Scelfo, Chris ..... 2008-13</b>
Blackmon, Don..... 1997-01	Jagodzinski, Jeff.....2004-05	Sefcik, George ..... 1997-01
Boudreau, Paul.....2008-11	Johnson, Bill.....2001-06	Sekanovich, Dan .....1983-85
Bratkowski, Bob .....2011	Johnson, Billy .....2006-07	Shell, Art .....1997-00
Brasher, Tommy.....1986-89	Johnson, Mike.....2002-05	Sherman, Ray .....1990
Brooks, Rich .....1997-00	Jones, June.....1991-93	Shively, Doug 1977-82, 1990-93
<b>Brown, Gerald..... 2008-13</b>	Jorgensen, Tim.....1987-98	Simmons, Rennie.....1997-03
Brown, Greg ...1994, 2000-01	Jobko, Bill.....1968	Stanley, Jim .....1980-82
Bruney, Fred .1969-76, 1986-89	Kaumeyer, Thom....2000-01	Stanton, Jack.....1984-85
Burns, Jack.....1997-02	Khayat, Ed .....1975-76	Stevens, Gary .....2001
Cable, Tom.....2006	Knapp, Greg .....2004-06	Stewart, George.....2003-06
Campbell, Marion.....1969-74	<b>Koetter, Dirk..... 2012-13</b>	Sugarman, Andy .....2007
Campbell, Scott .....1987-89	Kollar, Bill.....1990-00	Summers, Mike .....2007
Carpenter, Lew.....1967-68	Lavan, Al .....1975-76	<b>Sutulovich, Eric.....2009-13</b>
Carr, Jimmy.....1990-93	Lazor, Bill .....2003	Symank, John .....1966-68
Champion, Jim .....1977-79	<b>Lewis, Tim.....2010-13</b>	Thomas, Emmitt....2002-09
Christiansen, Jack.....1983	Lewis, Will.....1995-96	<b>Thomas, Glenn..... 2008-13</b>
Clausen, Chuck.....1986-89	Lombardi, Joe.....2006	VanGorder, Brian.....2007-11
Colburn, Rocky.....1999-05	Madden, Joe.....1985-86	Walsh, Bill .....1975-82
<b>Collins, Mark.....2010-13</b>	Mangurian, Pete 1997, 2001-03	<b>Weidinger, Andrew....2012-13</b>
Crutchfield, Bill.....1967	Marcum, Tim .....1994	West, Ed.....1998-02
Crosby, Steve1983-84, 1986-89	Marcus, Evan .....2007	Whitt Jr., Joe.....2007
Dalman, Chris.....2004-06	Marshall, John .....1983-85	Wilson, Ollie.1991-95, 2002-07
Daniel, James .....1997-03	Matuszak, Marv.....1974-76	Wolthausen, Kevin .....2007
<b>Danna, Joe.. 2008-09, 2012-13</b>	Maxie, Brett .....2004-06	Wood, Dick .....1978-82
Davis, Billy .....2001-03	McDonnell, Mike.....1978-82	Xanders, Brian .....1997-01
Davis, Mouse .....1994-96	McDuffie, Wayne ...1982, 1990	Yowarsky, Walt .....1969-70
DeBerg, Steve.....1999	McMahon, Tom .....2007-08	Zimmer, Mike .....2007
DeCamillis, Joe.....1997-06	Meeks, Ron .....1997-99	
Dickson, George .....1966	Miller, Al.....1997-05	
Donatell, Ed.....2004-06	Mularkey, Mike .....2008-11	
Dostal, George.....1983-86	Musgrave, Bill.....2006-10	
Dowhower, Rod .....1987-89	<b>Neibels, A.J..... 2011-13</b>	
<b>Dunn, Paul..... 2008-13</b>	Nelson, Bill.....1975-76	
Ecklund, Brad .....1966-67	Nix, Derrick.....2007	
Elliott, Sam .....1983-86	<b>Nolan, Mike.....2012-13</b>	
Fazio, Foge.....1988-89	North, John .....1977-82	
Fears, Tom.....1966	Orr, Jimmy.....1975-76	
<b>Fish, Jeff..... 2008-12</b>	Palcic, Bob.....1994-96	
Fritsch, Ted .....1983-86	Petrino, Paul .....2007	
Fry, Bob.....1967-68, 1983-84	Phillips, Jim (Red) .....1968	
Gannon, Jonathan.....2007	Phillips, Wade.....2002-03	
Gansz, Frank .....1994-96	<b>Pires, Glenn..... 2008-13</b>	
Gibbs, Alex .....2004-06	Plumb, Ted.....1977-79	
Gilmer, Harry .....1970-74	Prince, Robert.....2004-06	
Glanville, Jerry .....1977-82	Puetz, Garry .....1983-85	
Griffin, Bob .....1969-74	Puloka, Dave .....2007	
Groh, Al .....1987	Putnam, Duane .....1969-74	

*\*Falcons Assistant Coaches 1966-2013*



# RISE UP



## STAFF



## AJ NEIBEL

### HEAD STRENGTH & CONDITIONING



A.J. Neibel was promoted to Head Strength & Conditioning Coach on January 30, 2013. He spent the previous two seasons with the Falcons as a Strength and Conditioning Assistant. Neibel came to the Falcons after serving as a Strength and Conditioning/Sports Medicine Associate with the Oakland Raiders for six seasons. He also served as a Strength and Conditioning Consultant for Major League Baseball's San Francisco Giants and Class A San Jose Giants from 2008 to 2009. Additionally, Neibel worked for the Atlanta Falcons Physical Therapy Center in Snellville, GA before joining the team's athletic performance staff.

He is a USAW certified, level one, Olympic lifting coach, a certified Strength and Conditioning Specialist with National Strength and Conditioning Association, and certified in Russian Kettle bell training.

#### NEIBEL'S COACHING BACKGROUND

2013	<b>Head Strength &amp; Cond. // Falcons</b>
2011-12	<b>Asst. Strength &amp; Cond. // Falcons</b>
2008-09	<b>Strength &amp; Cond. Conslt. // SF Giants</b>
2004-09	<b>Strength &amp; Cond. Assoc. // Raiders</b>
2003	<b>Strength &amp; Cond. Intern // Raiders</b>

Neibel graduated from Long Beach State University in 1996 with a degree in Sports Psychology before earning a degree in Physical Therapy from Cerritos College in 1998. He joined the Oakland Raiders as a Strength and Conditioning intern in 2003.

He is a native of Cupertino, CA.



## JONAS BEACHEMIN

### STRENGTH & CONDITIONING ASSISTANT



Jonas Beauchemin enters his fifth season with the Atlanta Falcons as an assistant strength and conditioning coach. Beauchemin joined the team after spending the previous three years with Mike Boyle Strength and Conditioning in Boston, MA.

Beauchemin specialized in professional hockey and NFL combine training during his tenure at Mike Boyle Strength and Conditioning. He worked individually with several different athletes in a variety of sports. Beauchemin is also experienced in rehab and reconditioning programs. Beauchemin is a Certified Strength and Conditioning Specialist with the National Strength and Conditioning Association.

A native of Burlington, VT, Beauchemin is a graduate of Keene State (New Hampshire) College, where he earned his degree in Health Promotion and Fitness.

### BEACHEMIN'S COACHING BACKGROUND

2009–13 **Strength & Cond. Asst. // Falcons**

While attending Keene State, Beauchemin was appointed to the position of Senior Fitness Specialist at the college recreation center. He also worked as a student Assistant Strength and Conditioning Coach within the Keene State strength and conditioning program. Beauchemin designed and implemented the programs for various teams.



**MARTY LAUZON**  
**DIR. OF SPORTS MEDICINE & PERFORMANCE**

---

Marty Lauzon was promoted to Director of Sports Medicine and Performance on January 30, 2013. He spent the previous three seasons as the Falcons Head Athletic Trainer and brings 20 years of experience in athletic training to the team. Lauzon will be responsible for handling all aspects of the club's athletic training department. In 2009, he spent a year as the Director of Sports Rehabilitation for NovaCare-NE Ohio. Lauzon spent 10 seasons with the Cleveland Browns, serving from 2005-08 as the team's Head Athletic Trainer. Lauzon is a certified athletic trainer and is a graduate of the University of Ottawa Physical Therapy School. He also holds the distinction of being a certified specialist in sports physical therapy through the American Physical Therapy Association. In 1992, Lauzon began his career as an intern with the Montreal Machine of the WFLA before moving on to Ottawa of the CFL.



**DANNY LONG**  
**ASSISTANT ATHLETIC TRAINER**

---

Danny Long embarks on his fourth year as an Assistant Athletic Trainer for the Falcons. Long provides support for Director of Sports Medicine and Performance, Marty Lauzon and assists in the daily care of players, treatment, and rehabilitation. Long was a member of the Cleveland Browns staff from 2005-09. Long started as a summer intern in '05 before being hired full-time as an assistant. Along with the daily care for players, he assisted in rehabilitation, treatment, and the hiring of training camp interns. Before joining the Browns staff, Long attended the Masters program at Auburn University (2003-05) and served as a graduate assistant. From 2001-02, Long was summer intern for the Falcons training staff before making his first stop in Cleveland. He attended the University of South Carolina as an undergraduate and earned his degree in Science Physical Education with a minor in Athletic Training.



**ERIC AVILA**  
**ASSISTANT ATHLETIC TRAINER**

---

Eric Avila enters his first season as an Assistant Athletic Trainer with the Falcons after serving as a seasonal assistant in the training room during the 2012 season. He has a B.S. in Athletic Training and a M.S. in Adapted Physical Activity from Slippery Rock University of Pennsylvania. Avila is also a Certified Disability Sport Specialist.



**LIONEL VITAL**  
**DIRECTOR OF PLAYER PERSONNEL**

---

Lionel Vital was promoted to Director of Player Personnel on January 11, 2013. He is a 23-year veteran in scouting and player personnel, and the Falcons will continue to lean on his experience in 2013. Vital heads into his first season as Director of Player Personnel after spending the 2012 season as the Associate Director of Player Personnel. He spent the previous five seasons as the club's Assistant Director of Player Personnel. Vital continues to work closely with General Manager Thomas Dimitroff on most college scouting matters as he is an integral part of the personnel decision making team. His responsibilities also entail evaluating the top 150 college players in a national scouting capacity. He will also grade the top unrestricted NFL free agents at all positions and work on comparatives, as well as special projects with Dimitroff.

From 2005-07, Vital served in his second stint with the Baltimore Ravens and covered schools across the country as a National Scout while being responsible for reporting on defensive linemen. During his time in Baltimore, he was honored with the inaugural Fritz Pollard Alliance Scouting Award, which is given to the top African-American scout each in the AFC and NFC.

Vital served as the Assistant Director of College Scouting with the New England Patriots from 2001-04 after maintaining duties as a National College Scout in 2000. It was during his tenure with New England that he worked directly with Vice President of Player Personnel Scott Pioli and Falcons General Manager Thomas Dimitroff.

Prior to his stint in New England, Vital spent three seasons as a Talent Scout with the New York Jets, covering the Southeast region from 1997-99. He entered the scouting ranks with the Cleveland Browns in 1991 and spent five seasons as a Talent Scout, after being hired by Head Coach Bill Belichick. Vital followed Belichick and the Browns when the team moved to Baltimore for its inaugural season in 1996, working as a College Scout. For two seasons (1990-91), Vital was the Director of Player Personnel for the Montreal Machine in the World League of American Football.

A native of Loreauville, Louisiana, Vital graduated from Nicholls State and was selected by the Washington Redskins as a running back in the seventh round of the 1985 NFL Draft.





**NICK POLK**  
**DIRECTOR OF FOOTBALL OPERATIONS**

Nick Polk was promoted to Director of Football Operations on January 31, 2013. He spent the previous five seasons as the club's Director of Football Administration and enters his 10th year overall with the team. He works closely with General Manager Thomas Dimitroff on all contract proposals, negotiations and salary cap management. Polk also helps coordinate the Falcons compliance with the NFL's Collective Bargaining Agreement and labor related issues. From 2004-07, Polk served as the team's Director of Football Operations. Besides his Football Operations duties with the Falcons, Polk was responsible for all aspects of the Football Operations of the Georgia Force, namely; scouting, player selection and development, coach and player contracts. The Force won the Southern Division title, the National Conference Championship and advanced to Arena Bowl XIX in 2005. Prior to arriving in Atlanta, Polk served as the Senior Director of Football Operations for NFL Europe for three years where he directed all of the NFL Europe League Football Operations.

Polk's time at the League included serving on the NFL Diversity Committee, assisting in football operations at Super Bowl XXXVII and Super Bowl XXXVIII, as well as working as an NFL instant replay communicator for two seasons. He also participated in the inaugural class of the NFL Managers Training program at the Stanford Executive Education Graduate School of Business. Polk was previously head football coach at his alma mater, Lock Haven University of Pennsylvania, for four years. He earned a degree in health and physical education and went on to gain a master's degree in physical education/higher education from James Madison University. He spent five years at JMU as a graduate assistant/restricted earnings coach in the secondary, defensive line, and linebacker positions. He also served in different coaching roles at Brown University, Delaware State University and Southern Connecticut State University.

Born in Mineola, New York and raised in Williamsport, Pennsylvania, Polk and his wife, Michelle, live in Braselton, Georgia, with their two daughters, Maddie (13) and Michaela (11).



**DEJUAN POLK**  
**DIRECTOR OF PRO SCOUTING**

DeJuan Polk begins his eighth season with the Falcons organization and second as the Director of Pro Scouting. Prior to that, Polk spent four seasons as a Pro Scout and was responsible for scouting all professional leagues; including 15 NFL teams as well as advance scouting. Polk also served as a College Scout for the Falcons during the 2008 season, covering the Midwest Region and conferences such as the Big Ten and MAC. Polk started his tenure with the organization in 2006 as a Pro Personnel Assistant and helped the personnel department coordinating free agent workouts, maintaining the "short-list" and advance scouting of future opponents. In 2005, Polk served as the Defensive Tackles Coach at South Carolina State. He was a four-year letterman at defensive tackle for Clemson University during his collegiate campaign from 1999-2003. DeJuan and his wife Katrina (Hutchinson) reside in Flowery Branch, Georgia.



**MARK OLSON**  
**NATIONAL SCOUT**

Mark Olson embarks on his 16th year with the Falcons player personnel department in 2013 and his first year as a National Scout. He previously served as the club's Western Regional Scout where he was responsible for scouting collegiate players in the west. Prior to joining the college scouting department, he served three years as a Pro Scout with the team where he was responsible for advance scouting, as well as evaluating players and assisting the club in its preparation for free agent acquisitions. Olson originally joined the Falcons in 1998 as a Scouting Assistant. His past experience has included stints with the Washington Redskins, Minnesota Vikings, and Montreal of the CFL. Olson graduated from the University of Wisconsin-River Falls with a degree in Journalism. He earned his Masters degree in Sports Management from the University of Minnesota in 1997. Olson currently resides in Park City, Utah.



**SHEPLEY HEARD**  
**REGIONAL SCOUT**

Shepley Heard was promoted to Regional Scout on January 18, 2013 and will cover schools throughout the Eastern US. He spent the last five seasons as an Area Scout and is entering his ninth season with the club. As an Area Scout, Heard was responsible for scouting the Southwest part of the country, but covered a broad range of states from Texas up to Wisconsin. Prior to his move West, Shepley served as a Scouting Assistant in the Pro Personnel department in 2005 before being promoted to a Pro Scout in the spring of 2006. As a Pro Scout, his duties included advance scouting future opponents, watching and grading free agent players as well as scouting the AFL and CFL. Heard is originally from Muskogee, OK and played Safety and Special Teams at the University of Central Oklahoma from 1997 to 2001. He currently resides in Nashville, TN.



**BOB KRONENBERG**  
**PRO SCOUT**

Bob Kronenberg begins his third season as a Pro Scout. He is responsible for providing the coaching staff with advance scouting reports for upcoming opponents, evaluating players in each year's free agency market and maintaining the daily waiver wire. He spent the last four seasons with the Falcons as an Area Scout with the responsibility of evaluating college prospects in a regional and national capacity. Prior to his arrival with the Falcons, Kronenberg spent seven seasons in the AFL with the Georgia Force as an assistant coach and Defensive Coordinator (2003-08). Kronenberg began his collegiate career at St. Cloud State (MN) where majored in physical education & health, and was an All-America selection in football and track. Kronenberg's playing career also included four seasons in NFL Europe, three years in the CFL, two in the AFL, and training camp appearances with the Tampa Bay Buccaneers in 1993 and the Washington Redskins in 1998.



**STEVE SABO**  
**DIRECTOR OF COLLEGE SCOUTING**

Steve Sabo was named the Falcons Director of College Scouting on January 18, 2013. He spent his first two seasons with the Falcons scouting the Midwest area for the team, while scouting the Southeast last year. Sabo came to Atlanta following 12 seasons with the Cleveland Browns in a variety of roles, including the teams Pro Personnel Coordinator (1998-2006), Director of Pro Personnel (2007-08) and Senior Director of Pro Personnel (2009). In Cleveland, Sabo was responsible for scouting NFL teams while assisting with advance scouting of upcoming opponents. Prior to his tenure with the Browns, Sabo served as a Pro Scout with the New Orleans Saints from 1996-98. A native of Willingboro, New Jersey, Sabo is married to the former, Ursula Anderson, and the two are proud parents of their daughters, Anderson and Kieran.



**ANTHONY ROBINSON**  
**AREA SCOUT**

---

Anthony Robinson begins his sixth season with the Falcons and third as a College Area scout responsible for the Southeast region of the country after covering the Mid-Atlantic the past two seasons. He spent his first three seasons as a Scouting Assistant where his duties included day-to-day operations of the scouting department, Liaison between the College Director and Area scouts, Draft board preparations, Player evaluations, "Point of Attack" tape and Coordinating College visits and Pro workouts. Prior to arriving in Atlanta, Anthony worked with BLESTO Scouting as a Scouting Assistant intern from (2007-08), an undergraduate assistant coach at Florida State University (2005-07) and in the Baltimore Ravens player personnel department as an intern in 2006. He is a native of Tallahassee, FL, where he earned his bachelor's degree in Sport Management at Florida State in 2006.



**MICHAEL ROSS**  
**AREA SCOUT**

---

Michael Ross embarks on his third season with the Falcons player personnel department in 2013 and his second year as an Area scout. As an Area Scout, Ross is responsible for scouting players in the midwest part of the country. Ross originally joined the Falcons as a Training Camp Intern in the player personnel department in 2008. He spent the next two seasons as a Seasonal Assistant before becoming a Scouting Assistant in 2011, where his duties included day-to-day operations of the scouting department, draft board preparations, evaluations of college and pro players, and coordinating college and pro workouts, and visits. He is a native of Cazenovia, NY and attended Syracuse University where he earned his bachelor's degree in Sport Management in 2007. He resides in Atlanta, GA.



**TOKUNBO ABANIKANA**  
**AREA SCOUT**

Tonkunbo Abanikanda begins his first season as an area scout with the Falcons where will be responsible for scouting players in a specific area of the country. He served as a scouting assistant during the 2012 season where his duties included day-to-day operations of the scouting department, draft board preparations, evaluations of college and pro players, and coordinating college and pro workouts, and visits.



**MIKE POTTS**  
**AREA SCOUT**

Mike Potts begins his first season as an area scout with the Falcons where will be responsible for scouting players in a specific area of the country. He served as a scouting assistant during the 2012 season where his duties included day-to-day operations of the scouting department, draft board preparations, evaluations of college and pro players, and coordinating college and pro workouts, and visits.



**SAE WOON JO**  
**AREA SCOUT**

Sae Woon Jo begins his first season as an area scout with the Falcons where will be responsible for scouting players in a specific area of the country. He served as a scouting assistant during the 2012 season where his duties included day-to-day operations of the scouting department, draft board preparations, evaluations of college and pro players, and coordinating college and pro workouts, and visits.





**BRIAN BOIGNER**  
**EQUIPMENT MANAGER**

The 2013 campaign marks the 17th season for Brian Boigner as Atlanta's Equipment Manager. He is responsible for properly outfitting players with the safest and most advanced protective equipment and footwear, as well as ordering and organizing the team's inventory of apparel and equipment. Boigner also serves as the team's liaison with the NFL's sole uniform and apparel provider, Nike. He also sat on both the NFL helmet safety group and foot and ankle committee during the 2010 offseason. Prior to joining the Falcons, Boigner spent five years as the Assistant Equipment Manager for the New York Giants. He also served as the Assistant Equipment Manager for the New York/New Jersey Knights of the World League (1991-92). He has a son, Bryce, (12) and a daughter, Sarah (9). Boigner and his wife, Tema, reside in the city of Atlanta.



**MIKE CREWS**  
**VIDEO DIRECTOR**

Mike Crews enters his 13th season as the team's Video Director and 15th year overall with the Falcons. Crews joined the team after working at Georgia Tech. He puts into motion Atlanta's weekly game plan by filming each game & practice and editing it for players and coaches to review. Crews also breaks down the opponents' weekly game film for the team to analyze and is responsible for overseeing both the college and pro digital video systems. He also does game analysis that includes creating a database as well as the reports for the coaching staff. A native of Decatur, Ga., he received his Management degree with a minor in Marketing from Georgia Tech in 1996. He and his wife, Jennifer, and their son, Bailey, as well as daughters, Kelsey and Caitlyn, live in Braselton, Georgia.



**JIMMY HAY**  
**ASSISTANT EQUIPMENT MANAGER**

Jimmy Hay has been a fixture around the Falcons locker room since he served as a ball boy when he was just 12 years old. Hay's experience in the equipment room started in 1990 as he helped out after school each day. He served as an intern with the department in 1995 and was hired full-time in 1997. During the spring of 1996 and 1997, he worked in NFL Europa as an Assistant Equipment Manager with the Frankfurt Galaxy and as the Equipment Manager of the Amsterdam Admirals. A Georgia native, Hay was an all-county selection as a third baseman for the North Gwinnett High School baseball team. He and his wife, Heidi, reside in Sugar Hill, Georgia with sons, Mike and Jake.



**KENNY OSUWAH**  
**EQUIPMENT ASSISTANT**

Kenny Osuwah enters his fourth season with the Falcons as an Assistant Equipment Manager. Some of Osuwah's responsibilities include the upkeep of Atlanta's uniforms and helmets, maintaining the team's equipment and sideline apparel, assisting in the transportation of equipment and uniforms and working with the coaching staff to facilitate practice drills. Osuwah holds three previous years of experience in the NFL, including training camp internships with the Falcons (2009), San Francisco 49ers (2007) and the Super Bowl XLI Champion Indianapolis Colts (2006). He is a graduate of Fort Hays State University where he graduated with a B.S. in Accounting and Information Systems and a B.S. in Economics and Finance. In 2012, he earned his Masters in Business Administration from Liberty University. Osuwah was born in Paris, France and was raised in Nigeria.



**PHILLIP TIEMANN**  
**VIDEO ASSISTANT**

Phillip Tiemann begins his ninth season in the Falcons video department as an assistant. Tiemann is responsible for recording practices and games and then distributing the tapes to the coaching staff and front office personnel for review. His experience includes stints as an intern with the Falcons in 2005 and with the University of Arkansas as a student assistant in 2004. Tiemann earned his degree in Broadcast Journalism from the University of Arkansas. He lives in Buford, Georgia.



**CHRIS GRZESKOWIAK**  
**EQUIPMENT ASSISTANT**

Chris Grzeskowiak is entering his first season as an Assistant Equipment Manager after serving as an intern in the equipment room for the past two seasons. He did an additional training camp internship with the San Francisco 49ers during the 2010 season. Grzeskowiak graduated from Western Michigan University in 2012 where he served as a student manager for the Broncos football team for four years. He grew up in South Bend, IN before moving to Lawton, MI in high school.



**ERIC FREEMAN**  
**VIDEO ASSISTANT**

Eric Freeman is entering his first season as a Video Assistant after serving as a video intern for the past three seasons. Prior to arriving in Atlanta, Freeman spent the 2009 season as a video intern with the Miami Dolphins. He was the Video Coordinator at Cornell University from 2007 to 2009 after graduating from Ithaca College in 2009. Freeman earned a degree in Television Communications from the Roy H. Park School of Communications at Ithaca. He is a Syracuse, NY native and currently resides in Lawrenceville, GA.



**DEVIN BONIK**  
**ASSISTANT TO THE HEAD COACH**

---

Devin Bonik enters his second season with the Falcons as Assistant to the Head Coach, providing administrative help to Head Coach Mike Smith. Bonik held the same position in 2011 with Tennessee Titans, aiding in coaching staff decisions, personnel evaluation, and coordinating the Titans' practice schedule and football calendar. He spent seven seasons with the Jacksonville Jaguars from 2003-09, working under Head Coach Jack Del Rio.



**KARL PIERBURG**  
**SENIOR DIRECTOR OF FOOTBALL SYSTEMS**

---

Karl Pierburg enters his ninth season with Falcons and his first as the club's Senior Director of Football Systems. He spent the last nine years as the Director of Football Systems/Special Projects, designing and developing systems for the Falcons personnel department and coaching staff. Prior to arriving in Atlanta, Pierburg worked for the Chicago Bears for three seasons as IT manager for football systems. During his time in Chicago, he handled extensive development work on coaching systems and college and pro scouting systems. He developed a system that allowed area scouts to manage rosters, write scouting reports and access other pertinent information. Karl is a graduate of Illinois Wesleyan University with a double major in Mathematics and Computer Science. He was a four-year letterman in football, earning first team honors as an offensive guard while also being named to the academic all-conference first team. Karl and his wife, Kathy, have two young daughters, Anna, and Ellie, and a young son, Jonathan.



**ROB GEOFFROY**  
**CONTROLLER/CFO RETAIL**

Rob Geoffroy begins his eighth season as the team's Controller with a strong background in sports business management, accounting, finance, and operations. Concurrently, Geoffroy is Vice President, Chief Operating Officer and Chief Financial Officer for Atlanta Falcons Physical Therapy Centers, with twelve locations across the state of Georgia. Geoffroy began his career with the NBA's Boston Celtics in the finance department and then moved over to accounting for the NHL's New Jersey Devils' Stanley Cup Championship in 1995 before returning to the Celtics. He left the Celtics after a total of nine seasons as Director of Accounting & Operations to become the Chief Financial Officer and Chief Operating Officer of International Healthcare. A graduate of Bentley University, Geoffroy and his wife, Jennifer, have two daughters, Kathryn and Samantha. The Geoffroy family resides in Suwanee, Georgia.



**MIKE GILSENAN**  
**DIRECTOR OF TICKET OPERATIONS**

Mike Gilsenan begins his ninth season with the team and has more than 16 years of experience in the sports ticketing industry. In his current capacity, he oversees the management of all Falcons seat inventory and yearly seat relocation program, among other duties. He joined the Falcons in 2005 following a 10-year career with the NHL's Carolina Hurricanes where he most recently was the Director of Ticket Operations. Gilsenan started his career in sports in 1995 with the Hartford Whalers as a ticket sales intern and sales executive. When the team later relocated to Raleigh, North Carolina, he was tabbed to create and manage the team's ticket operations in the newly built RBC Center. Raised in Connecticut, he received his Bachelor's degree from Clemson University. Gilsenan and his wife, Keri, are proud parents of Mackenzie (7) and Jack (8). The Gilsenans reside in Powder Springs, Georgia.



**FRANK KLEHA**  
**SENIOR DIRECTOR OF MEDIA RELATIONS**

Frank Kleha embarks on his 27th season with the Falcons and ninth year in his role as Senior Director of Media Relations. Some of Kleha's duties include setting up media interviews for players, coaches and front office personnel with local and national reporters from newspapers, television, radio stations, and respected internet sites. Kleha works directly on the yearly programming needs of broadcasting partners, CBS Atlanta, and Star 94, and is also the club's publications Managing Editor for the media guide, NFL program, and yearbook. Kleha is a graduate of George Mason University. For the past five seasons, Kleha has been part of a department that was a finalist for Pete Rozelle Award by PFWA for outstanding service to media. He and his wife, Wendy, live with their son, Cody, and daughter, Allie, in Roswell, Georgia.



**DEBBIE KNOWLAN**  
**DIRECTOR OF SEASON TICKET SERVICES**

Debbie Knowlan enters her sixth season with the Falcons after joining the team in November of 2008 as the Director of Season Ticket Services. In this role, she is responsible for the dedicated season ticket service team and the overall fan experience for Falcons season ticket holders. Prior to joining the organization, Knowlan served as the Director of Season Ticket Services and Retention for the Miami Heat of the NBA, working in a similar capacity. She also worked for The Ritz-Carlton Hotel Company in St. Thomas, U.S. Virgin Islands as the Manager of Guest Activities and in Miami at the Caribbean & Mexico corporate office as a Sales and Marketing Coordinator. Knowlan graduated from Indiana University with a B.S. in Parks and Recreation with an emphasis toward management. She resides in Atlanta, Georgia.



**DAN LEVAK**  
**DIRECTOR OF DIGITAL MEDIA**

Dan Levak begins his 14th season with the Falcons in 2013. In his current role, Levak directs the Falcons interactive marketing efforts, including the evaluation of emerging technology, managing the digital media staff and maintaining a cutting-edge postproduction digital video studio. Under his guidance, Atlantafalcons.com was named "best overall NFL website" by the NFL Internet Network in 2005. The Cleveland, Ohio native holds a bachelor's degree in Business Psychology and minor in Journalism from Miami University. He also completed his postgraduate work in public relations at Ohio State University. Following a year covering the Browns, Indians and Cavaliers for The Cleveland Plain Dealer's online property, [www.cleveland.com](http://www.cleveland.com), Levak joined the Falcons as an Interactive Producer in 2000. He and his wife, Christine have one son and reside in Flowery Branch, Georgia.



**DON ROVAK**  
**DIRECTOR OF TICKET SALES**

Don Rovak enters his sixth season as Director of Ticket Sales and Service with the Falcons. In these six years, Rovak built the Falcons' ticket sales department, and helped reconstruct the premium sales team. In four of these years, including this season, his staff has led the NFL by selling more new season tickets than any other team in the league. In addition, the Falcons group sales department has achieved top results working with area youth leagues, non-profits, and other regional partners. Previously, Rovak was Vice President of Marketing & Ticketing for the Memphis Redbirds Triple A baseball team. Under his leadership, the Redbirds opened AutoZone Park. Rovak graduated from Indiana University and he and his wife, Corrie, reside in Atlanta with their two sons, Jared and Dustin.



**SPENCER TREADWELL**  
**DIRECTOR OF LOGISTICS & FACILITIES**

Spencer Treadwell enters his 11th season as the Falcons Director of Logistics & Facilities. Treadwell continues to oversee all the logistical operations for the Falcons, including team travel, training camp, game operations and supervises the Falcons headquarters in Flowery Branch. Treadwell will also serve as a liaison between football operations and the organization as a whole. His main task will be to coordinate the team's various intradepartmental efforts. Treadwell also served as the NFL liaison for the league during Super Bowl XLIII. He joined the organization's marketing department in 1995 and transitioned into logistics during the Falcons run to Super Bowl XXXIII in 1998. Treadwell is a graduate of Tucker High School and received his Business Administration degree from Presbyterian College in 1995. Treadwell and his wife, Julie, are the proud parents of two daughters, Avery and Alli, and one son, Zach. The Treadwell's reside in Buford, Georgia.





**KAREN WALTERS**  
**DIRECTOR OF HUMAN RESOURCES**

Karen Walters enters her 10th season with the Falcons and fourth as Director of Human Resources for the Blank Family of Businesses. Walters was hired by the club in 2003 as Human Resources Manager. She boasts over 20 years of service in the human resources field. After graduating from Oglethorpe University in 1989 with a Bachelor of Arts degree in Business Administration and Behavioral Science, Walters joined Electrolux Corporation as a Benefits Administrator. After Electrolux, Walters held a Senior Business Partner role at Unisys, a Fortune 100 IT firm. Her current role with the Falcons involves implementing a comprehensive human resources strategy across all of the Arthur M. Blank Family of Businesses. Walters and her husband, Tommy, have one daughter, Madalyn (20), and a son, Ross (17), and reside in Dawsonville, Georgia.



**KEVIN WINSTON**  
**SENIOR DIRECTOR OF PLAYER DEVELOPMENT**

Kevin Winston begins his ninth season with the Falcons in 2013. Before his arrival in Atlanta, he spent five seasons with the New York Jets in the player development department. In 2008, Winston and the Falcons were the winners of the Outstanding Career Development Program, which focuses on players gaining exposure to business opportunities, interests outside of football and work in the community. He also oversaw an '08 rookie class that won the Rookie Class Commitment Award. Some of Winston's responsibilities include helping players with career counseling, financial & family matters and post-football career options. He also coordinates alumni relations for the club. The NFL has honored Winston with the "most outstanding player development department" in 2003-04 in New York. Kevin and his wife, Dana has one son, Matthew Kevin.



**RODDY WHITE**  
**DIRECTOR OF EVENT MARKETING**

Roddy White is a veteran of 17 years in the NFL and various major sporting events. He begins his 12th season as Director of Event Marketing with the Falcons. White is responsible for the club's special events, game presentation, creative services, mascot program, cheerleading program, advertising and promotions. Under White's stewardship, the Falcons have attracted star acts in various music genres such as James Brown, Ashanti, Sugarland, The Temptations, Travis Tritt, Ludacris, LeAnn Rimes, NeYo and the Pointer Sisters as regular performers at home games. Prior to his appointment with the Falcons, he spent six seasons with the Jacksonville Jaguars as the club's Director of Special Events and Promotions. A graduate of the University of Georgia, he lives with his wife, Patti, and daughters, Whitney and Sydney, in Alpharetta, Georgia.



## COMMUNICATIONS



**BRIAN CEARNS**

FOOTBALL  
COMMUNICATIONS  
COORDINATOR



**MATT HALEY**

FOOTBALL  
COMMUNICATIONS  
COORDINATOR



**CHRIS MILLMAN**

COMMUNITY RELATIONS  
& YOUTH PROGRAMS  
MANAGER



**KIM LEONE**

ADMINISTRATIVE  
ASSISTANT



**JIMMY CRIBB**

TEAM  
PHOTOGRAPHER



**RENWICK PRIDGEON JR.**

COMMUNITY RELATIONS  
COORDINATOR

## EVENT MARKETING



**MICHAEL BENFORD**

CREATIVE SERVICES  
MANAGER



**MATT LANGE**

GRAPHIC DESIGNER



**CHRIS MAYS**

FACILITIES  
MANAGER



**JOE CHOATE**

SUPERINTENDENT  
OF BUILDING  
MAINTENANCE



**TRON STAMPER**

EVENT MARKETING  
COORDINATOR



**BRANDON RUTH**

LIVE EVENTS &  
PROMOTIONS  
COORDINATOR



**JOHN HEDLEY**

MAINTENANCE  
ASSISTANT



**JIM HEWITT**

SUPERINTENDENT  
OF GROUNDS  
MAINTENANCE



**CHATO HENDRIX**

CHEERLEADER  
COORDINATOR

## FACILITIES



---

**FINANCE**

---

**WALLACE NORMAN****PAYROLL & BENEFITS  
MANAGER****KEVIN STRADA****ACCOUNTING  
MANAGER****CHASE FALIVENE****SALARY CAP/  
PLAYER PERSONNEL  
ASSISTANT****LAURA GODSEY MOORE****EXECUTIVE ASSISTANT  
TO GENERAL MANAGER****CAROLYN CATHEY****OFFICE  
ADMINISTRATOR****ALEX FALGIANO****STAFF  
ACCOUNTANT****REBECCA HILL****COORDINATOR  
OF SCOUTING  
ADMINISTRATION****BRENDA JOHNSTON****EXECUTIVE ASSISTANT  
TO HEAD COACH**

---

**HUMAN RESOURCES**

---

**LEE HENDRICKSON****HUMAN RESOURCES  
SPECIALIST****DIANNE LAREAU****HUMAN RESOURCES  
COORDINATOR****BILLIE JO REYNOLDS****EXECUTIVE ASSISTANT  
COACHING STAFF****SCOTT SIKA****SCOUTING ASSISTANT**

---

**SECURITY**

---

**BOB MCDONOUGH****DIRECTOR OF  
SECURITY**




---

**MARKETING & SALES**


---

**KRISTEN PRICE**

MARKETING  
ASSISTANT

**MACE ALUIA**

MANAGER,  
SPONSORSHIP SALES

---

**MARKETING & SALES**


---

**JULIA LAURIA**

CORPORATE PARTNERSHIP  
EXECUTIVE

**JAY ADAMS**

MANAGER OF DIGITAL  
MEDIA CONTENT

**JORGE CIMADEVILLA**

SPONSORSHIP SALES  
EXECUTIVE

**NISHA SCHMITT**

MANAGER, RETAIL

**MORGAN ANDREW**

SOCIAL MEDIA  
COORDINATOR

**MATT MOORE**

VIDEO SERVICES  
COORDINATOR

**MICHAEL BURRELL**

SPONSORSHIP EXECUTIVE

**TAMEKA RISH**

CORPORATE PARTNERSHIP  
MANAGER

**ROBERT GILKES**

VIDEO PRODUCTION  
COORDINATOR

**KARA DURRETTE**

DIGITAL MEDIA PRODUCER

**LINDSEY KEADLE**

ONLINE FULFILLMENT  
& MERCHANDISE  
COORDINATOR

**MAEGAN MOGUEL**

CORPORATE PARTNERSHIP  
EXECUTIVE

**PEYTON GALLAGHER**

SENIOR CORPORATE  
PARTNERSHIP EXECUTIVE

**TICKET SALES & SERVICE****JAIME HESTER****TICKET OPERATIONS  
MANAGER****ERIC KISTLER****PREMIUM SALES  
MANAGER****WARREN PARR****TICKET  
SALES MANAGER****JORDAN OTTO****GROUP  
SALES EXECUTIVE****BRIAN AXE****PREMIUM SALES  
ACCOUNT EXECUTIVE****KELLY CLUTTER****PREMIUM SALES  
ACCOUNT EXECUTIVE****JOHN KVIDT****SUPERVISOR, TICKET  
DISTRIBUTION &  
OPERATIONS****ERIKA SHAW****ACCOUNT SERVICE  
EXECUTIVE****VALERIE MOORE****PREMIUM SALES  
ACCOUNT EXECUTIVE****NATALIE HOLLER****PREMIUM SALES  
ASSISTANT****PIERCE NUNNERY****ACCOUNT SERVICE  
EXECUTIVE****LAUREN LITWACK****ACCOUNT SERVICE  
EXECUTIVE****KEITH ROBERTS****TICKET SALES  
ACCOUNT EXECUTIVE****GENE SHATLOCK****TICKET SALES  
ACCOUNT EXECUTIVE**





---

## ASSISTANTS

---



**SAMMIE BURLESON**

EXECUTIVE ASSISTANT  
TO PRESIDENT



**MELANIE HOBBS**

EXECUTIVE  
ASSISTANT



**MICHELLE KOWALSKE**

ADMINISTRATIVE  
ASSISTANT/RECEPTIONIST

---

## INFORMATION TECHNOLOGY

---



**MATT MCNAMARA**

NETWORK OPERATIONS  
MANAGER



**DEVIN KING**

TECHNICAL ANALYST



**DAVID MCDONALD**

FOOTBALL SYSTEMS  
PROGRAMMER/ANALYST



## Headquarters

4400 Falcon Parkway  
Flowery Branch, Georgia 30542

## Office of the Owner

Owner & Chairman ..... Arthur M. Blank  
Executive Administrative Manager ..... Angelia Davis  
Executive Vice President-Chief of Staff ..... Kim Shreckengost  
Director of Security ..... Bob McDonough

## Office of the President

President & CEO ..... Rich McKay  
Executive Assistant ..... Sammie Burleson

## Office of the General Manager

General Manager ..... Thomas Dimitroff  
Executive Assistant ..... Laura Godsey Moore

## Athletic Training/Medical

Head Strength and Conditioning ..... A.J. Neibel  
Assistant Strength and Conditioning ..... Jonas Beauchemin  
Director of Sports Medicine & Performance ..... Marty Lauzon  
Assistant Athletic Trainer ..... Danny Long, Eric Avila  
Team Physician ..... Dr. Spero Karas

## Atlanta Falcons Youth Foundation

President ..... Penelope McPhee  
Vice President of Sports Philanthropy & Affiliated Programs ..... John Bare

## Coaching

Head Coach ..... Mike Smith  
Executive Assistant to the Head Coach ..... Brenda Johnston  
Assistant to Head Coach/Offense ..... Devin Bonik  
Executive Assistant/Coaching Staff ..... Billie Jo Reynolds  
Defensive Coordinator ..... Mike Nolan  
Offensive Coordinator ..... Dirk Koetter  
Special Teams Coordinator ..... Keith Armstrong  
Assistant Special Teams ..... Eric Sutulovich  
Quarterbacks ..... Glenn Thomas  
Defensive Line ..... Ray Hamilton  
Linebackers ..... Glenn Pires  
Secondary ..... Tim Lewis  
Defensive Backs ..... Joe Danna  
Offensive Line ..... Pat Hill  
Assistant Offensive Line ..... Paul Dunn  
Running Backs ..... Gerald Brown  
Tight Ends ..... Chris Scelfo  
Wide Receivers ..... Terry Robiskie  
Offensive Assistant ..... Andrew Weidinger  
Defensive Assistant ..... Mark Collins



## Communications

Vice President of Football Communications ..... Reggie Roberts  
 Senior Director of Media Relations ..... Frank Kleha  
 Football Communications Coordinator ..... Brian Cearn  
 Football Communications Coordinator ..... Matt Haley  
 Team Photographer ..... Jimmy Cribb

## Community Relations

Vice President of Community Relations ..... Kendyl Baugh Moss  
 Administrative Assistant ..... Kim Leone  
 Community Relations & Youth Programs Manager ..... Chris Millman  
 Community Relations Coordinator ..... Renwick Pridgeon Jr.

## Equipment

Equipment Manager ..... Brian Boigner  
 Assistant Equipment Managers ..... Jimmy Hay,  
 Equipment Assistant ..... Kenny Osuwah, Chris Grzeskowiak

## Event Marketing

Director of Event Marketing ..... Roddy White  
 Creative Services Manager ..... Michael Benford  
 Graphic Designer ..... Matt Lange  
 Event Marketing Coordinator ..... Tron Stamper  
 Live Events and Promotions Coordinator ..... Brandon Ruth  
 Mascot Coordinator ..... Jeremy Legg  
 Cheerleader Coordinator ..... Chato Hendrix

## Facilities

Director of Logistics & Facilities ..... Spencer Treadwell  
 Facilities Manager ..... Chris Mays  
 Superintendent of Building Maintenance ..... Joe Choate  
 Maintenance Assistant ..... John Hedley  
 Superintendent of Grounds Maintenance ..... Jim Hewitt  
 Administrative Assistant/Receptionist ..... Kim Leone, Michelle Kowalske

## Finance

Executive Vice President of Administration & CFO ..... Greg Beadles  
 Controller/CFO Retail ..... Rob Geoffroy  
 Payroll & Benefits Manager ..... Wallace Norman  
 Accounting Manager ..... Kevin Strada  
 Office Administrator ..... Carolyn Cathey  
 Staff Accountant ..... Alex Falgiano  
 Executive Assistant ..... Melanie Hobbs

## Football Operations

Director of Player Personnel ..... Lionel Vital  
 Coordinator of Scouting Administration ..... Rebecca Hill  
 Director of Pro Scouting ..... DeJuan Polk  
 Director of College Scouting ..... Steve Sabo  
 National Scout ..... Mark Olson  
 Regional Scouts ..... Shepley Heard  
 Area Scouts ..... Anthony Robinson, Michael Ross,  
 ..... Tokunbo Abanikanda, Mike Potts, Sae Woon Jo  
 Pro Scout ..... Bob Kronenberg  
 Scouting Assistant ..... Scott Sika  
 Director of Football Operations ..... Nick Polk  
 Salary Cap/Player Personnel Assistant ..... Chase Falivene



## Human Resources

Director of Human Resources	Karen Walters
Human Resources Specialist	Lee Henrickson
Human Resources Coordinator	Dianne Lareau

## Information Technology

Vice President of Information Technology	Danny Branch
Senior Director of Football Systems	Karl Pierburg
Network Operations Manager	Matt McNamara
Technical Analyst	Devin King
Football Systems Prog./Analyst	David McDonald

## Marketing/Sales

Senior Vice President of Sales & Marketing	Jim Smith
Marketing Assistant	Kristen Price
Vice President of Sponsorship Sales and Service	Tim Zulawski
Manager of Sponsorship Sales	Mace Aluia
Sponsorship Sales Executive	Jorge Cimadevilla
Sponsorship Executive	Michael Burrell
Manager, Retail	Nisha Schmitt
Online Fulfillment & Merchandise Coordinator	Lindsey Keadle
Corporate Partnership Manager	Tameka Rish
Senior Corporate Partnership Executive	Peyton Gallagher
Corporate Partnership Executive	Maegan Moguel
Corporate Partnership Executive	Julia Lauria
Director of Digital Media	Dan Levak
Manager, Digital Media Content	Jay Adams
Social Media Coordinator	Morgan Andrew
Video Services Coordinator	Matt Moore
Video Production Coordinator	Robert Gilkes
Digital Media Producer	Kara Durette

## Player Development

Senior Director of Player Development	Kevin Winston
---------------------------------------	---------------

## Ticket Sales and Service

Director of Ticket Operations	Mike Gilsenan
Director of Ticket Sales	Don Rovak
Director of Season Ticket Services	Debbie Knowlan
Ticket Operations Manager	Jaime Hester
Premium Sales Manager	Eric Kistler
Premium Sales Account Executives	Brian Axe, Kelly Clutter, Jerlyn (Valerie) Moore
Premium Sales Assistant	Natalie Holler
Ticket Sales Account Executive	Keith Roberts, Gene Shatlock
Ticket Sales Manager	Warren Parr
Group Sales Executive	Jordan Otto
Supervisor, Ticket Distribution & Operations	John Kvidth
Account Service Executive	Erika Shaw, Pierce Nunnery, Lauren Litwack

## Video

Video Director	Mike Crews
Video Assistants	Phillip Tiemann, Eric Freeman

# RISE UP



## VETERAN PLAYERS





## JONATHAN BABINEAUX

### DEFENSIVE TACKLE

# 95

**HT:** 6'2" **WT:** 300  
**BIRTHDATE:** 10/12/81

**NFL EXP:** 9 **ACQ:** D2-'05 **9th YEAR WITH FALCONS**  
**COLLEGE:** UNIVERSITY OF IOWA

#### TRANSACTIONS

- Selected as a second round (59<sup>th</sup> pick overall) draft choice by Atlanta in 2005.

#### 2012 (FALCONS)

- Started all 16 games, seeing action at both defensive tackle and end in 2012. Totaled 42 tackles (33 solo) with 3.5 sacks, one interception, one forced fumble, once fumble recovery and five passes defensed.
- Anchored a defensive line that produced 46 tackles behind the line of scrimmage, which ranked tied for seventh in the NFL.
- Collected four tackles (two solo) along with a sack and a fumble recovery in Atlanta's Divisional playoff win over Seattle (1/13).
- Sacked QB Russell Wilson on a third-down play at the Falcons six-yard line in Atlanta's NFC Divisional win over Seattle (1/13). Babineaux's sack allowed the clock to run out and kept the Seahawks off of the scoreboard at the end of the first half.
- Posted a season high seven tackles (five solo), one sack and a pass defense against Dallas (11/4).
- Recovered a fumble and returned it 15 yards for his second career touchdown against Arizona (11/18). Also added a pair of solo tackles in the win.
- Posted his third career interception, picking off Saints QB Drew Brees and notching two tackles in a win over New Orleans (11/29). Atlanta intercepted Brees five times in the game and snapped his NFL record streak of 54 straight games with a touchdown pass.

#### CAREER

- In eight seasons in a Falcons uniform, has compiled 321 tackles (226 solo), 22.5 sacks, three interceptions, eight forced fumbles, eight fumble recoveries and 20 passes defensed.
- Since he was drafted by the Falcons in 2005, Babineaux leads all defensive tackles with 49.5 tackles for loss.



Since 2005, Babineaux leads all defensive tackles with 49.5 tackles for loss. Last season, his 8.5 stops behind the line of scrimmage ranked second among all defensive tackles.

- Started all 13 games in which he appeared and posted 25 tackles (14 solo), three tackles for loss, and one sack in 2011.
- In 2010, posted 31 tackles (21 solo), one interception, two forced fumbles, one fumble recovery and one defensive touchdown.
- Posted two tackles and recovered a fumble in the end-zone for his first career touchdown at Seattle (12/19/10).
- Led the team with six sacks in 2009 while adding a career-high 58 tackles.
- In 2008, ranked fourth in the NFL in tackles for loss with 9.5 according to STATS, Inc.
- Selected to the 2008 *USA Today* All-Joe team.
- Ranked second among NFL defensive tackles in tackles for loss (8.5) in 2009 while ranking third in the category in 2006.

#### EXTRA POINTS

- In October 2010, attended the Falcons 2nd annual Dazzle and Dine event at Wildfire Grill in Atlanta. This event provides a special dinner for breast cancer survivors and their guests as they are given the opportunity to enjoy a special meal alongside several Falcons players. The ladies are also treated to a special pampering day at Jamison Shaw Hairdressers in Atlanta.
- Participated in the Extra Yard partnership program and purchased 40 season tickets and t-shirts for various charities in metro Atlanta.
- During the 2010 holiday season, Babineaux baked holiday cookies and distributed gifts to preschoolers from one of Easter Seals North Georgia's Early Education Centers.



### COLLEGE

- Four-year letterman at Iowa, starting 31 of 42 games and recording 131 tackles, 19 sacks, five forced fumbles, four fumble recoveries and one interception.
- Earned All-America and first-team All-Big Ten honors as the team's Most Valuable Player on defense after leading the conference with 11.0 sacks as a senior. Also named the recipient of the Big Ten Conference Sportsmanship Award.
- First-team all-conference linebacker and team captain as a senior, while also competing at defensive end, fullback and punter. Also a member of the number one ranked basketball team in the state of Texas.
- Jonathan's brother, Jordan, is a defensive back for the Tennessee Titans.
- Born Jonathan Babineaux on October 12, 1981 in Port Arthur, Texas.

### PERSONAL

- Lettered in football, baseball and basketball at Lincoln (Port Arthur, TX) High School.

#### BABINEAUX'S CAREER DEFENSIVE STATISTICS

YEAR	GP/GS	TK	SO	AST	SK	YDS	INT	YDS	LG	TD	PD	FF	FR	YDS	TD
2005	ATL 16/6	36	22	14	0.5	6	0	0	0	0	1	0	1	1	0
2006	ATL 16/1	38	25	13	1.0	10.0	1	6	6	0	3	1	1	0	0
2007	ATL 14/9	53	37	16	3.0	17.0	0	0	0	0	2	2	1	11	0
2008	ATL 16/15	38	30	8	3.5	26.5	0	0	0	0	2	0	1	0	0
2009	ATL 16/16	58	44	14	6.0	35.5	0	0	0	0	2	2	2	0	0
2010	ATL 15/15	31	21	10	4.0	32.0	1	0	0	0	2	2	1	0	1
2011	ATL 13/13	25	14	11	1.0	3.0	0	0	0	0	3	0	0	0	0
2012	ATL 16/16	42	33	9	3.5	15.5	1	-2	-2	0	5	1	1	15	1
<b>TOTAL</b>	<b>122/91</b>	<b>321</b>	<b>226</b>	<b>95</b>	<b>22.5</b>	<b>145.5</b>	<b>3</b>	<b>4</b>	<b>6</b>	<b>0</b>	<b>20</b>	<b>8</b>	<b>8</b>	<b>27</b>	<b>2</b>

#### BABINEAUX'S CAREER POSTSEASON STATISTICS

YEAR	GP/GS	TK	SO	AST	SK	YDS	INT	YDS	LG	TD	PD	FF	FR	YDS	TD
2008	ATL 1/1	3	2	1	0.0	0.0	0	0	0	0	0	0	0	0	0
2010	ATL 1/1	3	0	3	0.5	5.0	0	0	0	0	0	0	0	0	0
2011	ATL 1/1	3	1	2	0.0	0.0	0	0	0	0	0	0	0	0	0
2012	ATL 2/2	8	5	3	1.0	9.0	0	0	0	0	0	0	0	0	0
<b>TOTAL</b>	<b>5/5</b>	<b>17</b>	<b>8</b>	<b>9</b>	<b>1.5</b>	<b>14.0</b>	<b>0</b>	<b>0</b>	<b>0</b>	<b>0</b>	<b>0</b>	<b>0</b>	<b>0</b>	<b>0</b>	<b>0</b>

#### BABINEAUX'S BEST GAMES

TACKLES	SACKS	FORCED FUMBLES	PASSES DEFENSED
11 vs. WAS (11/8/10)	2.5 vs. WAS (11/8/10)	1, Eight Times	1, 18 Times
8 @ ARZ (12/23/07)	2.0 @ JAX (9/16/07)	Last vs. OAK (10/14/12)	Last @ DET (12/22/12)



## 2012 GAME-BY-GAME

DATE	OPP	TK	SO	SK	YDS	INT	YDS	FF	FR	PD
9/9	@ KC	2	1	1.0	1.0	0	0	0	0	1
9/17	DEN	2	1	1.0	2.0	0	0	0	0	0
9/23	@ SD	1	1	0.0	0.0	0	0	0	0	0
9/30	CAR	4	4	0.0	0.0	0	0	0	0	0
10/7	@ WAS	4	4	0.5	3.5	0	0	0	0	0
10/14	OAK	6	4	0.0	0.0	0	0	1	0	0
10/28	@ PHI	1	1	0.0	0.0	0	0	0	0	0
11/4	DAL	7	5	1.0	9.0	0	0	0	0	1
11/11	@ NO	2	1	0.0	0.0	0	0	0	0	0
11/18	ARZ	2	2	0.0	0.0	0	0	0	1	0
11/25	@ TB	3	2	0.0	0.0	0	0	0	0	0
11/29	NO	2	2	0.0	0.0	1	-2	0	0	1
12/9	@ CAR	0	0	0.0	0.0	0	0	0	0	0
12/16	NYG	0	0	0.0	0.0	0	0	0	0	1
12/22	@ DET	4	3	0.0	0.0	0	0	0	0	1
12/30	TB	2	2	0.0	0.0	0	0	0	0	0
<b>TOTALS</b>		<b>42</b>	<b>33</b>	<b>3.5</b>	<b>15.5</b>	<b>1</b>	<b>-2</b>	<b>1</b>	<b>1</b>	<b>5</b>
<b>CAREER</b>		<b>321</b>	<b>226</b>	<b>22.5</b>	<b>145.5</b>	<b>3</b>	<b>4</b>	<b>8</b>	<b>8</b>	<b>20</b>

## 2012 POSTSEASON

DATE	OPP	TK	SO	SK	YDS	INT	YDS	FF	FR	PD
1/13	SEA	4	2	1.0	9.0	0	0	0	1	0
1/20	SF	4	3	0.0	0.0	0	0	0	0	0
<b>TOTALS</b>		<b>8</b>	<b>5</b>	<b>1.0</b>	<b>9.0</b>	<b>0</b>	<b>0</b>	<b>0</b>	<b>1</b>	<b>0</b>

## 2011 GAME-BY-GAME

DATE	OPP	TK	SO	SK	YDS	INT	YDS	FF	FR	PD
9/11	@ CHI	1	0	0.0	0.0	0	0	0	0	0
9/18	PHI				INACTIVE					
9/25	@ TB				INACTIVE					
10/2	@ SEA				INACTIVE					
10/9	GB	1	0	0.0	0.0	0	0	0	0	0
10/16	CAR	4	2	0.0	0.0	0	0	0	0	0
10/23	@ DET	3	2	0.0	0.0	0	0	0	0	1
11/6	@ IND	2	2	1.0	3.0	0	0	0	0	0
11/13	NO	4	3	0.0	0.0	0	0	0	0	0
11/20	TEN	3	3	0.0	0.0	0	0	0	0	2
11/27	MIN	0	0	0.0	0.0	0	0	0	0	0
12/4	@ HOU	0	0	0.0	0.0	0	0	0	0	0
12/11	@ CAR	3	1	0.0	0.0	0	0	0	0	0
12/15	JAX	2	0	0.0	0.0	0	0	0	0	0
12/26	@ NO	0	0	0.0	0.0	0	0	0	0	0
1/1	TB	2	1	0.0	0.0	0	0	0	0	0
<b>TOTALS</b>		<b>25</b>	<b>14</b>	<b>1.0</b>	<b>3.0</b>	<b>0</b>	<b>0</b>	<b>0</b>	<b>0</b>	<b>3</b>

## 2011 POSTSEASON

DATE	OPP	TK	SO	SK	YDS	INT	YDS	FF	FR	PD
1/8	@ NYG	3	1	0.0	0.0	0	0	0	0	0
<b>TOTALS</b>		<b>3</b>	<b>1</b>	<b>0.0</b>	<b>0.0</b>	<b>0</b>	<b>0</b>	<b>0</b>	<b>0</b>	<b>0</b>

## 2010 GAME-BY-GAME

DATE	OPP	TK	SO	SK	YDS	INT	YDS	FF	FR	PD
9/12	PIT				SUSPENDED BY LEAGUE					
9/19	ARI	2	1	1.0	6.0	0	0	1	0	0
9/26	@ NO	4	1	1.0	2.0	0	0	0	0	0
10/3	SF	1	1	0.0	0.0	0	0	0	0	0
10/10	@ CLE	2	2	0.0	0.0	0	0	1	0	0
10/17	@ PHI	3	2	0.0	0.0	0	0	0	0	1
10/24	CIN	1	1	0.0	0.0	0	0	0	0	0
11/7	TB	1	1	0.0	0.0	1	0	0	0	1
11/11	BAL	2	1	0.0	0.0	0	0	0	0	0
11/21	@ STL	1	1	0.0	0.0	0	0	0	0	0
11/28	GB	3	3	0.0	0.0	0	0	0	0	0
12/5	@ TB	2	1	1.0	9.0	0	0	0	0	0
12/12	@ CAR	3	2	0.0	0.0	0	0	0	0	0
12/19	@ SEA	2	2	0.0	0.0	0	0	0	1	0
12/27	NO	1	0	0.0	0.0	0	0	0	0	0
1/2	CAR	3	2	1.0	15.0	0	0	0	0	0
<b>TOTALS</b>		<b>31</b>	<b>21</b>	<b>4.0</b>	<b>32.0</b>	<b>1</b>	<b>0</b>	<b>2</b>	<b>1</b>	<b>2</b>

## 2010 POSTSEASON

DATE	OPP	TK	SO	SK	YDS	INT	YDS	FF	FR	PD
1/15	GB	3	0	0.5	5.0	0	0	0	0	0
<b>TOTALS</b>		<b>3</b>	<b>0</b>	<b>0.5</b>	<b>5.0</b>	<b>0</b>	<b>0</b>	<b>0</b>	<b>0</b>	<b>0</b>

## 2009 GAME-BY-GAME

DATE	OPP	TK	SO	SK	YDS	INT	YDS	FF	FR	PD
9/13	MIA	2	2	0.0	0.0	0	0	0	2	0
9/20	CAR	2	2	0.0	0.0	0	0	0	0	0
9/27	@ NE	2	1	0.0	0.0	0	0	0	0	0
10/11	@ SF	2	2	0.0	0.0	0	0	0	0	0
10/18	CHI	2	1	0.5	3.5	0	0	1	0	1
10/25	@ DAL	0	0	0.0	0.0	0	0	0	0	0
11/2	@ NO	4	3	1.0	7.0	0	0	0	0	0
11/8	WSH	11	9	2.5	12.0	0	0	0	0	0
11/15	@ CAR	4	4	0.0	0.0	0	0	0	0	0
11/22	@ NYG	4	1	0.0	0.0	0	0	0	0	0
11/29	TB	6	5	1.0	5.0	0	0	1	0	1
12/6	PHI	2	1	0.0	0.0	0	0	0	0	0
12/13	NO	4	2	0.0	0.0	0	0	0	0	0
12/20	@ NYJ	3	2	0.0	0.0	0	0	0	0	0
12/27	BUF	4	4	1.0	8.0	0	0	0	0	0
1/3	@ TB	6	5	0.0	0.0	0	0	0	0	0
<b>TOTALS</b>		<b>58</b>	<b>44</b>	<b>6.0</b>	<b>35.5</b>	<b>0</b>	<b>0</b>	<b>2</b>	<b>2</b>	<b>2</b>

## 2008 GAME-BY-GAME

DATE	OPP	TK	SO	SK	YDS	INT	YDS	FF	FR	PD
9/7	DET	3	3	0.0	0.0	0	0	0	0	0
9/14	@ TB	3	2	1.0	8.0	0	0	0	0	0
9/21	KC	3	3	0.0	0.0	0	0	0	0	0
9/28	@ CAR	3	2	0.0	0.0	0	0	0	0	0
10/5	@ GB	2	1	0.0	0.0	0	0	0	0	0
10/12	CHI	5	4	0.0	0.0	0	0	0	0	0
10/26	@ PHI	1	1	0.0	0.0	0	0	0	0	0
11/2	@ OAK	1	1	0.0	0.0	0	0	0	1	0
11/9	NO	0	0	0.0	0.0	0	0	0	0	0
11/16	DEN	2	2	1.0	8.0	0	0	0	0	0
11/23	CAR	3	1	0.0	0.0	0	0	0	0	1
11/30	@ SD	2	2	1.5	10.5	0	0	0	0	1
12/7	@ NO	3	2	0.0	0.0	0	0	0	0	0
12/14	TB	3	3	0.0	0.0	0	0	0	0	0
12/21	@ MIN	1	1	0.0	0.0	0	0	0	0	0
12/28	STL	3	2	0.0	0.0	0	0	0	0	0
<b>TOTALS</b>		<b>38</b>	<b>30</b>	<b>3.5</b>	<b>26.5</b>	<b>0</b>	<b>0</b>	<b>0</b>	<b>1</b>	<b>2</b>

## 2008 POSTSEASON

DATE	OPP	TK	SO	SK	YDS	INT	YDS	FF	FR	PD
1/3	@ ARZ	3	2	0.0	0.0	0	0	0	0	0
<b>TOTALS</b>		<b>3</b>	<b>2</b>	<b>0.0</b>	<b>0.0</b>	<b>0</b>	<b>0</b>	<b>0</b>	<b>0</b>	<b>0</b>



2007 GAME-BY-GAME										
DATE	OPP	TK	SO	SK	YDS	INT	YDS	FF	FR	PD
9/9	@ MIN	3	1	0.0	0.0	0	0	0	0	0
9/16	@ JAX	2	2	2.0	9.0	0	0	1	0	0
9/23	CAR	3	2	0.0	0.0	0	0	0	0	1
9/30	HOU	INACTIVE								
10/7	@ TEN	INACTIVE								
10/15	NYG	3	2	0.0	0.0	0	0	0	0	0
10/21	@ NO	2	1	0.0	0.0	0	0	0	0	0
11/4	SF	3	1	0.0	0.0	0	0	0	0	0
11/11	@ CAR	2	0	0.0	0.0	0	0	0	0	0
11/18	TB	5	5	0.0	0.0	0	0	0	0	0
11/22	IND	1	1	0.0	0.0	0	0	0	0	0
12/2	@ STL	5	3	0.0	0.0	0	0	0	0	0
12/10	NO	4	3	0.0	0.0	0	0	0	0	0
12/16	@ TB	7	3	0.0	0.0	0	0	0	0	0
12/23	@ ARZ	8	8	0.0	0.0	0	0	0	0	1
12/30	SEA	5	5	1.0	8.0	0	0	1	1	0
<b>TOTALS</b>		<b>53</b>	<b>37</b>	<b>3.0</b>	<b>17.0</b>	<b>0</b>	<b>0</b>	<b>2</b>	<b>1</b>	<b>2</b>

2005 GAME-BY-GAME										
DATE	OPP	TK	SO	SK	YDS	INT	YDS	FF	FR	PD
9/12	PHI	1	1	0.0	0.0	0	0	0	1	0
9/18	@ SEA	2	1	0.0	0.0	0	0	0	0	0
9/25	@ BUF	1	1	0.0	0.0	0	0	0	0	0
10/2	MIN	0	0	0.0	0.0	0	0	0	0	0
10/9	NE	1	0	0.0	0.0	0	0	0	0	0
10/16	@ NO	3	1	0.0	0.0	0	0	0	0	0
10/24	NYJ	0	0	0.0	0.0	0	0	0	0	0
11/6	@ MIA	5	2	0.0	0.0	0	0	0	0	0
11/13	GB	2	0	0.5	6.0	0	0	0	0	0
11/20	TB	3	3	0.0	0.0	0	0	0	0	0
11/24	@ DET	3	2	0.0	0.0	0	0	0	0	0
12/4	@ CAR	5	3	0.0	0.0	0	0	0	0	0
12/12	NO	0	0	0.0	0.0	0	0	0	0	0
12/18	@ CHI	3	2	0.0	0.0	0	0	0	0	0
12/24	@ TB	5	5	0.0	0.0	0	0	0	0	1
1/1	CAR	2	1	0.0	0.0	0	0	0	0	0
<b>TOTALS</b>		<b>36</b>	<b>22</b>	<b>0.5</b>	<b>6.0</b>	<b>0</b>	<b>0</b>	<b>0</b>	<b>1</b>	<b>1</b>

2006 GAME-BY-GAME										
DATE	OPP	TK	SO	SK	YDS	INT	YDS	FF	FR	PD
9/10	@ CAR	2	1	0.0	0.0	0	0	0	0	0
9/17	TB	2	1	0.0	0.0	0	0	0	0	0
9/25	@ NO	3	3	0.0	0.0	0	0	0	0	0
10/1	ARZ	1	0	0.0	0.0	0	0	0	0	0
10/15	NYG	2	1	0.0	0.0	0	0	0	0	0
10/22	PIT	5	4	1.0	10.0	0	0	1	1	0
10/29	@ CIN	2	2	0.0	0.0	0	0	0	0	1
11/5	@ DET	2	1	0.0	0.0	1	6	0	0	1
11/12	CLE	0	0	0.0	0.0	0	0	0	0	1
11/19	@ BAL	4	2	0.0	0.0	0	0	0	0	0
11/26	NO	2	1	0.0	0.0	0	0	0	0	0
12/3	@ WAS	2	1	0.0	0.0	0	0	0	0	0
12/10	@ TB	2	2	0.0	0.0	0	0	0	0	0
12/16	DAL	3	2	0.0	0.0	0	0	0	0	0
12/24	CAR	5	3	0.0	0.0	0	0	0	0	0
12/31	@ PHI	1	1	0.0	0.0	0	0	0	0	0
<b>TOTALS</b>		<b>38</b>	<b>25</b>	<b>1.0</b>	<b>10.0</b>	<b>1</b>	<b>6</b>	<b>1</b>	<b>1</b>	<b>3</b>



DT Jonathan Babineaux pulls in his third career interception in a 23-13 win over New Orleans in 2012.



## SAM BAKER

# OFFENSIVE TACKLE

72

**HT:** 6'5" **WT:** 301  
**BIRTHDATE:** 5/30/85

**NFL EXP:** 6 **ACQ:** D1B-'08 6th YEAR WITH FALCONS  
**COLLEGE:** UNIVERSITY OF SOUTHERN CALIFORNIA

### TRANSACTIONS

- Originally selected as a first round (21st pick overall) draft choice by Atlanta in 2008.
- Signed a six-year contract with Atlanta on March 14, 2013.

### 2012 (FALCONS)

- Started all 16 games at left tackle, protecting QB Matt Ryan's blindside as the quarterback set franchise records for attempts, completions, completion percentage, yards, and touchdowns in 2012.
- According to *Stats LLC*, Baker was not flagged for a holding or false start penalty all season and allowed a career low 3.5 sacks despite facing some of the NFL's premier pass rushers.
- Was named to *USA Today's* All-Joe team for his unheralded performance.
- Started at left tackle and was part of an offensive line that did not allow a sack against Seattle (1/13) in the NFC Divisional round.
- Helped Ryan post four consecutive games with a passer rating above 100 to open the season.
- Part of an offensive line that produced a 300-yard passer (Ryan), a 100-yard rusher (Michael Turner), and two 100-yard receivers (Julio Jones & Roddy White) in a win over Dallas (11/4), which was the third time in franchise history the Falcons have accomplished that feat.
- Anchored an offensive line that allowed 28 sacks, which ranked tied for seventh in the NFL.

### CAREER

- Has played in 67 career games with 58 starts in five seasons with the Falcons. Part of an offensive line that has blocked for QB Matt Ryan as he has rewritten the Falcons record books.
- In 2011, he played in 13 games with seven starts and blocked for QB Matt Ryan who threw for 4,177 yards with 29 touchdowns and RB Michael Turner who ran for 1,340 yards and 11 touchdowns.

- Started in 16 games at left tackle and was part of an offensive line that averaged 222.9 passing yards per game and 118.2 rushing yards per game in 2010.

- Made 14 starts at left tackle in 2009, helping the Falcons produce back to back winning seasons for the first time in franchise history.

- In his rookie season, paved the way for the Falcons to finish second in the NFL in rushing, averaging 152.7 yards per game.

### COLLEGE

- All-America first-team selection by the Walter Camp Football Foundation, adding second-team accolades from the Associated Press, *College Football News* and *Sports Illustrated* as a senior.
- A unanimous All-Pac 10 Conference first-team choice and was named the team's Co-Offensive Lineman of the Year in 2007.
- A semi-finalist for the Lombardi Award as a senior.
- Selected as the team's Offensive Lineman of the Year in 2004.

### PERSONAL

- Attended Tustin High School (California) and earned Super Prep, Prep Star, Student Sports and *Tom Lemming Prep Football Report* All-America first-team honors.
- Named to the Prep Star Top 100 Dream Team, *Sporting News* Hot 100 and *Tom Lemming's* Top 100.
- Was an *Orange County Register* All-Orange County first-team pick as a senior offensive and defensive lineman in 2002.
- He and his wife, Antoinette, live with their two dogs, Floyd and Rojo.




**BAKER'S CAREER GAMES PLAYED/STARTED**

2012	2011	2010	2009	2008
ATL	ATL	ATL	ATL	ATL
16/16	13/7	16/16	14/14	8/5
<b>TOTAL</b>	<b>67/58</b>			

**BAKER'S CAREER POSTSEASON GAMES PLAYED/STARTED**

2012	2011	2010	2008
ATL	ATL	ATL	ATL
2/2	1/1	1/0	1/0
<b>TOTAL</b>	<b>5/3</b>		



**T Sam Baker protects QB Matt Ryan's blindside from the Redskins pass rush.**



## BRIAN BANKS

### LINEBACKER

**53**

**HT:** 6'2"     **WT:** 250  
**BIRTHDATE:** 7/24/85

**NFL EXP:** R     **ACQ:** FA-'13     1st YEAR WITH FALCONS  
**COLLEGE:** LONG BEACH POLY (HS)

#### TRANSACTIONS

- Signed by the Falcons as a free agent on March 3, 2013.

#### 2012 (LOCOMOTIVES - UFL)

- Spent the 2012 season with Las Vegas Locomotives of the United Football League (UFL) where he appeared in two games and posted one tackle.
- Received tryouts with Kansas City, San Diego, and San Francisco, and attended minicamp with the Seattle Seahawks prior to signing with the Locomotives.

#### PERSONAL

- A standout middle linebacker at Long Beach Polytechnic High School. According to *Rivals.com*, was recruited by Ohio State and Michigan, and verbally committed to USC.
- His story was featured on a March 2013 episode of 60 Minutes.



**TIM BIERE**  
**TIGHT END**

**48**

**HT:** 6'4"     **WT:** 260  
**BIRTHDATE:** 9/10/89

**NFL EXP:** R     **ACQ:** FA-'13     1st YEAR WITH FALCONS  
**COLLEGE:** KANSAS

#### **TRANSACTIONS**

- Originally signed by the Kansas City Chiefs as a college free agent out of Kansas following the 2012 NFL Draft.
- Signed by the Falcons as a free agent on August 4, 2013.

#### **COLLEGE**

- Caught 66 passes for 798 yards with six touchdowns in four seasons with the Jayhawks.



## KROY BIERMANN

### DEFENSIVE END

# 71

**HT:** 6'3" **WT:** 255  
**BIRTHDATE:** 9/12/85

**NFL EXP:** 6 **ACQ:** D5B-'08 **6th YEAR WITH FALCONS**  
**COLLEGE:** UNIVERSITY OF MONTANA

#### TRANSACTIONS

- Selected as a fifth round (154<sup>th</sup> pick overall) draft choice by Atlanta in 2008.
- Re-signed by the Falcons on March 7, 2012.

#### 2012 (FALCONS)

- Saw action in all 16 games with three starts, colared 53 total tackles (45 solo) with 10 tackles for loss and four sacks.
- Ranked second on the team with four sacks, dragging down QB Kirk Cousins, QB Michael Vick, QB Josh Freeman, and QB Eli Manning in 2012.
- Tallied two solo tackles against the 49ers (1/20) in the NFC Championship Game.
- Collected one solo tackle against Seattle (1/13) in the NFC Divisional round.

#### CAREER

- In five seasons in Atlanta, has totaled 185 tackles (142 solo), 16.0 sacks, two interceptions one forced fumble, one fumble recovery, and three touchdowns.
- Played in all 16 games with one start. Totaled 35 tackles (16 solo), 2.5 sacks, one interception, and one touchdown in 2011.
- Played in all 16 games with 14 starts. Notched 37 tackles (30 solo) with 3.0 sacks, one interception and one touchdown in 2010.
- Ranked third on the Falcons in sacks with 5.0 in 2009.
- Recorded his first career touchdown on a fumble recovery against New Orleans on November 2, 2009.

#### EXTRA POINTS

- Was awarded the Atlanta Falcons Community All-Star, sponsored by AllState, for the month of December 2010. Recognized at the inaugural Community Honors dinner presented by AllState at the 191 club in downtown Atlanta.

- Participated in a number of Falcons Community Relations initiatives throughout the 2010 year, including the Alzheimer Association Georgia chapter's Dancing with the Stars event, the Falcons second annual Dazzle & Dine event to benefit breast cancer survivors at Wildfire Grill in Atlanta, autograph signings, school visits and serving a Thanksgiving meal to Atlanta's less fortunate at Crossroads Community Ministry
- In December 2010, the Falcons defensive line treated children from the Atlanta Urban Ministries to a holiday shopping spree at a WalMart in Atlanta. The players ate dinner and shopped with the children.

#### AUDIBLES

Biermann has scored three career touchdowns, including interception returns of 50 and 31 yards.

#### COLLEGE

- Played in 52 career games while collaring 220 tackles, 32 sacks (second-most in school history), 45 tackles for loss, nine forced fumbles and seven fumble recoveries at Montana.
- Was named the 2007 Big Sky Conference Defensive MVP and collected 70 tackles 15 sacks, 18 tackles for loss and five forced fumbles during his senior campaign.
- Became Montana's first-ever recipient of the Buck Buchanan Award in 2007, given annually by the *Sports Network* to the top defensive player in the Division I Football Championship Subdivision.
- Competed in the 2008 Hula Bowl.

#### PERSONAL

- Married to Kim Biermann (Zolciak), has two daughters Brielle and Ariana, and two sons Kroy Jagger Biermann, Jr. and Kash Kade Biermann.
- Earned eight letters at Hardin High School (Montana), three in football and wrestling and two in track.



## BIERMANN'S CAREER DEFENSIVE STATISTICS

YEAR	GP/GS	TK	SO	AST	SK	YDS	INT	YDS	LG	TD	PD	FF	FR	YDS	TD
2008 ATL	16/0	14	11	3	2.0	13.0	0	0	0	0	0	0	0	0	0
2009 ATL	16/2	46	40	6	5.0	25.0	0	0	0	0	0	1	1	4	1
2010 ATL	16/14	37	30	7	3.0	23.0	1	31	31	1	2	0	0	0	0
2011 ATL	16/1	35	16	19	2.5	23.5	1	50t	50t	1	1	0	0	0	0
2012 ATL	16/3	53	45	8	4.0	16.0	0	0	0	0	0	0	0	0	0
<b>TOTAL</b>	<b>80/20</b>	<b>185</b>	<b>142</b>	<b>43</b>	<b>16.5</b>	<b>100.5</b>	<b>2</b>	<b>81</b>	<b>50</b>	<b>2</b>	<b>3</b>	<b>1</b>	<b>1</b>	<b>4</b>	<b>1</b>

## BIERMANN'S CAREER POSTSEASON STATISTICS

YEAR	GP/GS	TK	SO	AST	SK	YDS	INT	YDS	LG	TD	PD	FF	FR	YDS	TD
2008 ATL	1/0	2	2	0	0.0	0.0	0	0	0	0	1	0	0	0	0
2010 ATL	1/1	4	1	3	0.5	5.0	0	0	0	0	0	0	0	0	0
2011 ATL	1/0	4	1	3	0.0	0.0	0	0	0	0	0	0	0	0	0
2012 ATL	2/0	3	3	0	0.0	0.0	0	0	0	0	0	0	0	0	0
<b>TOTAL</b>	<b>3/1</b>	<b>13</b>	<b>7</b>	<b>6</b>	<b>0.5</b>	<b>5.0</b>	<b>0</b>	<b>0</b>	<b>0</b>	<b>0</b>	<b>1</b>	<b>0</b>	<b>0</b>	<b>0</b>	<b>0</b>

- Additional Statistics: Totaled seven special teams tackles in 2008 and recorded 12 special teams stops in 2009. Posted nine special teams tackles in 2011.

## 2012 GAME-BY-GAME

DATE	OPP	TK	SO	SK	YDS	INT	YDS	FF	FR	PD
9/9	@ KC	3	3	0.0	0.0	0	0	0	0	0
9/17	DEN	5	3	0.0	0.0	0	0	0	0	0
9/23	@ SD	1	1	0.0	0.0	0	0	0	0	0
9/30	CAR	3	2	0.0	0.0	0	0	0	0	0
10/7	@ WSH	6	6	1.0	6.0	0	0	0	0	0
10/14	OAK	4	3	0.0	0.0	0	0	0	0	0
10/28	@ PHI	7	7	1.0	7.0	0	0	0	0	0
11/4	DAL	3	2	0.0	0.0	0	0	0	0	0
11/11	@ NO	2	2	0.0	0.0	0	0	0	0	0
11/18	ARZ	3	2	0.0	0.0	0	0	0	0	0
11/25	@ TB	3	3	1.0	1.0	0	0	0	0	0
11/29	NO	2	2	0.0	0.0	0	0	0	0	0
12/9	@ CAR	6	5	0.0	0.0	0	0	0	0	0
12/16	NYG	3	2	1.0	2.0	0	0	0	0	0
12/22	@ DET	0	0	0.0	0.0	0	0	0	0	0
12/30	TB	2	2	0.0	0.0	0	0	0	0	0
<b>TOTALS</b>		<b>53</b>	<b>45</b>	<b>4.0</b>	<b>16.0</b>	<b>0</b>	<b>0</b>	<b>0</b>	<b>0</b>	<b>0</b>
<b>CAREER</b>		<b>185</b>	<b>142</b>	<b>16.5</b>	<b>100.5</b>	<b>2</b>	<b>81</b>	<b>1</b>	<b>1</b>	<b>3</b>

## 2012 POSTSEASON

DATE	OPP	TK	SO	SK	YDS	INT	YDS	FF	FR	PD
1/13	SEA	1	1	0.0	0.0	0	0	0	0	0
1/20	SF	2	2	0.0	0.0	0	0	0	0	0
<b>TOTALS</b>		<b>3</b>	<b>3</b>	<b>0.0</b>	<b>0.0</b>	<b>0</b>	<b>0</b>	<b>0</b>	<b>0</b>	<b>0</b>

## 2011 GAME-BY-GAME

DATE	OPP	TK	SO	SK	YDS	INT	YDS	FF	FR	PD
9/11	@ CHI	3	0	1.0	7.0	1	50	0	0	1
9/18	PHI	1	1	0.0	0.0	0	0	0	0	0
9/25	@ TB	4	2	0.0	0.0	0	0	0	0	0
10/2	@ SEA	2	1	0.0	0.0	0	0	0	0	0
10/9	GB	4	2	0.0	0.0	0	0	0	0	0
10/16	CAR	2	1	0.0	0.0	0	0	0	0	0
10/23	@ DET	1	0	0.0	0.0	0	0	0	0	0
11/6	@ IND	2	2	0.0	0.0	0	0	0	0	0
11/13	NO	2	1	0.0	0.0	0	0	0	0	0
11/20	TEN	0	0	0.0	0.0	0	0	0	0	0
11/27	MIN	2	0	0.0	0.0	0	0	0	0	0
12/4	@ HOU	4	1	0.0	0.0	0	0	0	0	0
12/11	@ CAR	0	0	0.0	0.0	0	0	0	0	0
12/15	JAX	1	1	1.0	12.0	0	0	0	0	0
12/26	@ NO	4	3	0.0	0.0	0	0	0	0	0
1/1	TB	3	1	0.5	4.5	0	0	0	0	0
<b>TOTALS</b>		<b>35</b>	<b>16</b>	<b>2.5</b>	<b>23.5</b>	<b>1</b>	<b>50</b>	<b>0</b>	<b>0</b>	<b>1</b>

## 2011 POSTSEASON

DATE	OPP	TK	SO	SK	YDS	INT	YDS	FF	FR	PD
1/8	@ NYG	4	1	0.0	0.0	0	0	0	0	0
<b>TOTALS</b>		<b>4</b>	<b>1</b>	<b>0.0</b>	<b>0.0</b>	<b>0</b>	<b>0</b>	<b>0</b>	<b>0</b>	<b>0</b>





2010 GAME-BY-GAME										
DATE	OPP	TK	SO	SK	YDS	INT	YDS	FF	FR	PD
9/12	PIT	2	2	1.0	10.0	0	0	0	0	0
9/19	ARI	4	4	0.0	0.0	0	0	0	0	0
9/26	@ NO	4	2	0.0	0.0	0	0	0	0	0
10/3	SF	3	2	0.0	0.0	0	0	0	0	0
10/10	@ CLE	5	3	0.0	0.0	1	31	0	0	1
10/17	@ PHI	1	1	0.0	0.0	0	0	0	0	0
10/24	CIN	3	2	0.0	0.0	0	0	0	0	0
11/7	TB	2	2	0.0	0.0	0	0	0	0	0
11/11	BAL	1	1	0.0	0.0	0	0	0	0	0
11/21	@ STL	1	1	0.0	0.0	0	0	0	0	0
11/28	GB	3	3	0.0	0.0	0	0	0	0	0
12/5	@ TB	0	0	0.0	0.0	0	0	0	0	0
12/12	@ CAR	4	4	2.0	13.0	0	0	0	0	0
12/19	@ SEA	0	0	0.0	0.0	0	0	0	0	0
12/27	NO	4	3	0.0	0.0	0	0	0	0	0
1/2	CAR	0	0	0.0	0.0	0	0	0	0	1
<b>TOTALS</b>		<b>37</b>	<b>30</b>	<b>3.0</b>	<b>23.0</b>	<b>1</b>	<b>31</b>	<b>0</b>	<b>0</b>	<b>2</b>

2010 POSTSEASON										
DATE	OPP	TK	SO	SK	YDS	INT	YDS	FF	FR	PD
1/15	GB	4	1	0.5	5.0	0	0	0	0	0
<b>TOTALS</b>		<b>4</b>	<b>1</b>	<b>0.5</b>	<b>5.0</b>	<b>0</b>	<b>0</b>	<b>0</b>	<b>0</b>	<b>0</b>

2009 GAME-BY-GAME										
DATE	OPP	TK	SO	SK	YDS	INT	YDS	FF	FR	PD
9/13	MIA	4	4	2.0	6.0	0	0	1	0	0
9/20	CAR	1	0	0.0	0.0	0	0	0	0	0
9/27	@ NE	5	5	0.0	0.0	0	0	0	0	0
10/11	@ SF	4	4	1.0	6.0	0	0	0	0	0
10/18	CHI	1	0	0.0	0.0	0	0	0	0	0
10/25	@ DAL	0	0	0.0	0.0	0	0	0	0	0
11/2	@ NO	2	2	0.0	0.0	0	0	0	1	0
11/8	WSH	3	3	1.0	8.0	0	0	0	0	0
11/15	@ CAR	1	1	0.0	0.0	0	0	0	0	0
11/22	@ NYG	2	1	0.0	0.0	0	0	0	0	0
11/29	TB	4	3	0.0	0.0	0	0	0	0	0
12/6	PHI	3	3	1.0	5.0	0	0	0	0	0
12/13	NO	3	3	0.0	0.0	0	0	0	0	0
12/20	@ NYJ	7	7	0.0	0.0	0	0	0	0	0
12/27	BUF	2	1	0.0	0.0	0	0	0	0	0
1/3	@ TB	4	4	0.0	0.0	0	0	0	0	0
<b>TOTALS</b>		<b>46</b>	<b>40</b>	<b>5.0</b>	<b>25.0</b>	<b>0</b>	<b>0</b>	<b>1</b>	<b>1</b>	<b>0</b>

2008 GAME-BY-GAME										
DATE	OPP	TK	SO	SK	YDS	INT	YDS	FF	FR	PD
9/7	DET	0	0	0.0	0.0	0	0	0	0	0
9/14	@ TB	1	0	0.0	0.0	0	0	0	0	0
9/21	KC	0	0	0.0	0.0	0	0	0	0	0
9/28	@ CAR	0	0	0.0	0.0	0	0	0	0	0
10/5	@ GB	1	1	0.0	0.0	0	0	0	0	0
10/12	CHI	1	1	0.0	0.0	0	0	0	0	0
10/26	@ PHI	2	1	0.0	0.0	0	0	0	0	0
11/2	@ OAK	0	0	0.0	0.0	0	0	0	0	0
11/9	NO	0	0	0.0	0.0	0	0	0	0	0
11/16	DEN	0	0	0.0	0.0	0	0	0	0	0
11/23	CAR	0	0	0.0	0.0	0	0	0	0	0
11/30	@ SD	2	2	1.0	3.0	0	0	0	0	0
12/7	@ NO	0	0	0.0	0.0	0	0	0	0	0
12/14	TB	3	2	0.0	0.0	0	0	0	0	0
12/21	@ MIN	2	2	0.0	0.0	0	0	0	0	0
12/28	STL	2	2	1.0	10.0	0	0	0	0	0
<b>TOTALS</b>		<b>14</b>	<b>11</b>	<b>2.0</b>	<b>13.0</b>	<b>0</b>	<b>0</b>	<b>0</b>	<b>0</b>	<b>0</b>

2008 POSTSEASON										
DATE	OPP	TK	SO	SK	YDS	INT	YDS	FF	FR	PD
1/3	@ ARZ	2	2	0.0	0.0	0	0	0	0	1
<b>TOTALS</b>		<b>2</b>	<b>2</b>	<b>0.0</b>	<b>0.0</b>	<b>0</b>	<b>0</b>	<b>0</b>	<b>0</b>	<b>1</b>





## JUSTIN BLALOCK

### OFFENSIVE GUARD

63

**HT:** 6'4" **WT:** 326  
**BIRTHDATE:** 12/20/83

**NFL EXP:** 73 **ACQ:** D2A-'07  
**COLLEGE:** UNIVERSITY OF TEXAS

7th YEAR WITH FALCONS

#### TRANSACTIONS

- Originally selected as a second round (39th pick overall) draft choice by Atlanta in 2007.
- Signed by the Falcons as a free agent on July 31, 2011.

#### 2012 (FALCONS)

- Started all 16 games at left guard and helped pave the way for RB Michael Turner to set a franchise record with 60 career total touchdowns.
- Paved the way for the rushing attack that gained 167 yards against Seattle (1/13) in the NFC Divisional round.
- Part of an offensive line that produced a 300-yard passer (Ryan), a 100-yard rusher (Michael Turner), and two 100-yard receivers (Julio Jones & Roddy White) in a win over Dallas (11/4), which was the third time in franchise history the Falcons have accomplished that feat.
- Blocked for RB Michael Turner who recorded his franchise record 27th 100-yard game as a Falcon against Dallas (11/4).
- Part of an offensive line that helped the Falcons rank sixth in passing offense (281.8), seventh in points per game (26.2), and eighth in total offense (369.1).
- Cleared rushing lanes for RB Michael Turner and RB Jacquizz Rodgers as the duo combined for 1,162 rushing yards with 10 touchdowns on the ground. Additionally, the Falcons were one of four NFL teams to boast two backs with 750+ yards from scrimmage.

#### CAREER

- In five seasons, has started in all 94 contests he has participated in while blocking for the most dynamic offense in Falcons history.
- Blocked for RB Michael Turner while he set franchise records for rushing touchdowns and 100-yard games between 2008-12.

- Protected QB Matt Ryan while the signal caller set franchise records for attempts, completions, completion percentage, yards, and touchdowns in 2012.

- For the first time in four years, was one of three Falcons rookies to start in the season opener and one of two Atlanta rookies to start on the offensive line, which ranked second to the Baltimore Ravens in 2007.

#### COLLEGE

- A unanimous All-America and All-Big 12 Conference first-team selection at Texas as a senior.
- Finalist for the Lombardi Award and Outland Trophy.
- Member of the Longhorns National Championship team of 2006.
- Earned All-Big 12 Conference first-team honors from the Associated Press as a junior.
- Named first-team Freshman All-America by the Football Writers Association of America and *Sporting News* after his freshman redshirt season.

#### AUDIBLES

Blalock is one of five players drafted before the arrival of GM Thomas Dimitroff and Head Coach Mike Smith remaining on the roster.

#### PERSONAL

- Three-year starter at offensive guard and earned first-team All-America honors from *USA Today* as a senior, and was also a first-team All-State Class 5A, all-area and all-district selection.
- One of five finalists for the 2002 Watkins Award, which is presented to the nation's top African-American high school scholar-athlete.


**BLALOCK'S CAREER GAMES PLAYED/STARTED**


2012	2011	2010	2009	2008	2007
ATL	ATL	ATL	ATL	ATL	ATL
16/16	16/16	16/16	16/16	16/16	14/14
<b>TOTAL</b>	<b>94/94</b>				

**BLALOCK'S CAREER POSTSEASON GAMES PLAYED/STARTED**

2012	2011	2010	2008
ATL	ATL	ATL	ATL
2/2	1/1	1/1	1/1
<b>TOTAL</b>	<b>5/5</b>		



**G Justin Blalock protects QB Matt Ryan during the NFC Championship Game.**



## MATT BOSHER

### PUNTER

5

**HT:** 6'0" **WT:** 208  
**BIRTHDATE:** 10/18/87

**NFL EXP:** 3 **ACQ:** D6-'11 **3rd YEAR WITH FALCONS**  
**COLLEGE:** UNIVERSITY OF MIAMI

#### TRANSACTIONS

- Selected as a sixth round (192nd pick overall) draft choice by Atlanta in 2011.

#### 2012 (FALCONS)

- Punted 60 times for 2,827 yards, with a 47.1 yard average and set a franchise record with a 40.7 yard net punting average.
- Averaged 42.7 per kick and the Falcons allowed 4.8 yards per punt return, which was tops in the NFL last season.
- In 2012, posted six games with an average above 50 yards, including a season-high 53.2 yard average in a Week 13 win over the New Orleans Saints (11/29). In those six games, dropped eight of his 22 punts inside the 20-yard line and allowed just one touchback.
- His three touchbacks on punts in 2012 were the lowest total by a Falcons punter since Michael Koenen had three in 2009.
- Set a franchise record with 45 touchbacks on kick-offs, breaking Koenen's club best 28 set in 2009.

#### CAREER

- In two seasons with the Falcons, has punted 131 times for 5,837 yards with a 44.6 yard average and a 39.7 net average. Has dropped 49 punts inside the 20-yard line.
- Punted 70 times pinning opponents inside their own 20 yard line 27 times, which was tied for the fourth-highest total in a single season in team history in 2011.
- In 2011, Falcons opponents started 62 of their 180 offensive possessions inside their own 20-yard line, which led the League.

#### EXTRA POINTS

- Named the Atlanta Falcons Walter Payton Man of the Year award in 2012. The Atlanta Falcons Man of the Year award recognizes a player's off-the-field community service. Each team in the NFL nominates one player from their organization for this prestigious honor.

#### AUDIBLES

Boshers was selected as the Punter of the Day by ESPN Stats & Information for his performance against the New Orleans Saints on 12/11/11.

#### COLLEGE

- Served as the Hurricanes primary placekicker and punter, appearing in 50 games during his career.
- Set a school record after connecting on 14 consecutive field goal attempts between 2009 and 2010.
- Posted a string of 105-straight PATs, which is the second-best streak in Miami annals. His 127 PATs and 260 points scored both placed seventh in Hurricanes annals.
- Connected on 45 field goals as a Hurricane, posting a field goal percentage of 84.9 (45-of-53), including 9-of-13 attempts of 40-or-more yards.
- As a punter, placed 70-of-234 attempts inside the 20-yard line, finishing with a 41.7-yard average, and averaged at least 40.0 yards in each of his four seasons handling punting duties.
- Had 49 punts for 50 yards or longer and forced opponents to call for 82 fair catches.
- Closed out his career ranked second in school history in consecutive PATs made (105), tied for fifth in field goals made (45), seventh in point after touchdowns made (127), in total points scored (260) and points scored kicking (260).
- As a senior, earned first-team All-Atlantic Coast Conference honors as a punter from The NFL Draft Report and second-team accolades from the league's media and coaches. He was named the team's Special Teams Player of the Year and was a candidate for the Lowe's Senior Class Award.

- In his junior season, earned All-Atlantic Coast Conference first-team honors as a kicker and second-team recognition as a punter. Ranked second in the



league with a 42.53-yard average on 51 punts for 2,169 yards, placing 23 kicks inside the 20-yard line with 12 attempts for 50 yards or longer, seven touchbacks and 21 fair catches.

- As a sophomore, earned second-team All-ACC honors as a kicker and punter, while receiving the Jack Harding Award, given to the team's MVP. Was also a semi-finalist for the Lou Groza Award, given to the nation's top kicker.

### PERSONAL

- Attended Jupiter (Fla.) High School where Scout.com regarded Bosher as the best kicker in the prep ranks, giving him a four-star prospect rating. He was also rated the top kicker in the nation by Rivals.com.

- Earned U.S. Army All-American honors and was selected to play in the U.S. Army All American Bowl game after his senior season.

- Was rated the state of Florida's best kicking specialist by the *Florida Times-Union* and the two-time All-State selection was also the recipient of the Lou Groza Award for Palm Beach County as a junior and senior.

### BOSHER'S CAREER KICKING STATISTICS

PUNTING										FIELD GOALS					KICKOFFS				
YEAR	GP/GS	NO	YDS	AVG	NET	TB	20	LG	BK	FG	ATT	%	LG	PAT	ATT	PTS	KO	TB	
2011 ATL	16/0	70	2,990	42.7	38.9	4	27	59	1	0	0	0.0	0	0	0	0	87	25	
2012 ATL	16/0	61	2,847	46.7	40.7	4	22	63	1	0	0	0.0	0	0	0	0	93	45	
<b>TOTALS</b>	<b>32/0</b>	<b>131</b>	<b>5,837</b>	<b>44.6</b>	<b>39.7</b>	<b>8</b>	<b>49</b>	<b>63</b>	<b>2</b>	<b>0</b>	<b>0</b>	<b>0.0</b>	<b>0</b>	<b>0</b>	<b>0</b>	<b>0</b>	<b>180</b>	<b>70</b>	

### BOSHER'S POSTSEASON KICKING STATISTICS

PUNTING										FIELD GOALS					KICKOFFS				
YEAR	GP/GS	NO	YDS	AVG	NET	TB	20	LG	BK	FG	ATT	%	LG	PAT	ATT	PTS	KO	TB	
2011 ATL	1/0	7	322	46.0	42.0	0	1	59	0	0	0	0.0	0	0	0	0	1	0	
2012 ATL	2/0	4	174	43.5	32.5	0	1	48	0	0	0	0.0	0	0	0	0	11	7	
<b>TOTALS</b>	<b>3/0</b>	<b>11</b>	<b>496</b>	<b>45.1</b>	<b>38.5</b>	<b>0</b>	<b>2</b>	<b>59</b>	<b>0</b>	<b>0</b>	<b>0</b>	<b>0.0</b>	<b>0</b>	<b>0</b>	<b>0</b>	<b>0</b>	<b>12</b>	<b>7</b>	





## MATT BRYANT

### KICKER

3

**HT:** 5'9" **WT:** 203  
**BIRTHDATE:** 5/29/75

**NFL EXP:** 12 **ACQ:** FA '09 **5th YEAR WITH FALCONS**  
**COLLEGE:** BAYLOR UNIVERSITY

#### TRANSACTIONS

- Originally signed as a free agent by the New York Giants in 2002 and was allocated to NFL Europa.
- Released by the Giants in 2004 and competed in four games between the Indianapolis Colts and Miami Dolphins.
- Signed by Tampa Bay as a free agent on March 2, 2005.
- Released by the Buccaneers on September 5, 2009 and competed with the Florida Tuskers of the UFL.
- Signed by the Falcons as a free agent on December 1, 2009.
- Signed by the Falcons as a free agent on July 29, 2011.

#### 2012 (FALCONS)

- Hit 33 of 38 field goal attempts (86.8 percent) in 2012, including all four of his attempts of 50 yards or longer. Also connected on all 44 of his extra point attempts and scored 143 points.
- Hit a 49-yard game winning field goal with 13 seconds remaining in the Falcons NFC Divisional Play-off matchup with the Seattle Seahawks (1/13). The kick was his 15th career game winner and his sixth as a Falcon.
- Ranked third in the NFL and set a franchise record with 143 points, breaking Jay Feely's previous record of 138 set in 2002.
- Connected on all four of his field goal attempts of 50+ yards, including a 55-yard game winner against Oakland (10/14).
- Moved into fourth place on the Falcons all-time scoring list with 428 points in his four seasons with the club.
- Has hit 95 field goals since joining the Falcons in 2009. Ranks fourth in club history behind Morten Anderson (184), Mick Luckhurst (115), and Jay Feely (98).

#### CAREER

- In 147 career games, has converted 233 of 276 field goal attempts, a long kick of 62 yards and 324 of 328 PATs for a total of 1,023 career points.
- Since joining the Falcons in 2009, has connected on 95 of his 108 field goal attempts and his 88.0 field goal percentage ranks third in the NFL during that span.
- In 2011, set a franchise record by connecting on 30 consecutive field goals, breaking K Norm Johnson's record of 26 in a row set between 1992 and 1993.
- Kicked the second-longest game-winning field goal in NFL history after splitting the uprights on a 62-yarder against Philadelphia in 2006.
- Has earned NFC Player of the Week honors six times (twice with the Buccaneers, the New York Giants and Falcons), including two times in 2010, and player of the month honors once during his career.
- Has made 15 game-winning field goals in his career, including six as a Falcon.

#### AUDIBLES

Bryant has hit 15 game winning field goals in his career, including six as a member of the Falcons. Last season, he hit three game winners.

#### EXTRA POINTS

- Attended several events to support the March of Dimes Georgia chapter during the 2010 season. He attended a special Prematurity Town Hall Forum at Zoo Atlanta, Bowling for Babies and an Evening of Excellence, where he and his wife, Melissa, spoke about how the March of Dimes has impacted their lives and the great work that they do to support babies all across the nation.
- Participated in the Extra Yard partnership program and donated his tickets to the March of Dimes Georgia.



- Attended a special night at Andretti's Indoor Karting & Games with several children from the Make A Wish Foundation of Georgia/Alabama, bowling for Challenged Child & Friends and Fishing with the Falcons (a special fishing outing on Lake Lanier with wounded military veterans).

### COLLEGE

- A graduate of Baylor University, ranks seventh on the school's all-time scoring list with 105 points (21 field goals and 42 extra points).
- His 21 field goals place him fifth in Bears history while his 42 of 42 PATs set the school record with a 100 percent success rate.
- Attended Trinity Valley Junior College for two years and was twice named a junior college All-America selection.

### PERSONAL

- Attended Bridge City High School in Texas where his 52-yard field goal is still the school record.
- Following the 2008 season, was honored by the PFWA with the Halas Award, which goes to the individual in the NFL who overcame the most adversity to succeed during a season.
- Was named the Buccaneers 2007 Man of the Year and a finalist for the NFL Walter Payton Man of the Year award for his work on and off the football field.
- Was the Buccaneers 2008 Ed Block Courage Award recipient.
- Married to Melissa, and the couple has six children. The couple's youngest son, Matthew Tryson, passed away in September of 2008.

### BRYANT'S CAREER KICKING STATISTICS

FIELD GOALS										KICKOFFS				PUNTING					
YEAR	GP/GS	FG	ATT	%	LG	PAT	ATT	PTS	KO	TB	NO	YD	AVG	NET	TB	20	LG	BK	
2002	NYG 16/0	26	32	81.3	47	30	32	108	70	2	0	0	0.0	0	0	0	0	0	
2003	NYG 11/0	11	14	78.6	47	17	17	50	38	2	0	0	0.0	0	0	0	0	0	
2004	IND/MIA 4/0	3	4	75.0	47	12	12	21	18	0	0	0	0.0	0	0	0	0	0	
2005	TB 15/0	21	25	84.0	50	31	31	94	66	5	0	0	0.0	0	0	0	0	0	
2006	TB 16/0	17	22	77.3	62	23	23	73	53	4	0	0	0.0	0	0	0	0	0	
2007	TB 16/0	28	33	84.8	49	34	34	118	74	6	0	0	0.0	0	0	0	0	0	
2008	TB 16/0	32	38	84.2	49	35	36	131	81	6	0	0	0.0	0	0	0	0	0	
2009	ATL 5/0	7	10	70.0	51	10	10	31	0	0	1	36	36.0	36	0	1	36	0	
2010	ATL 16/0	28	31	90.3	51	44	44	128	0	0	0	0	0.0	0	0	0	0	0	
2011	ATL 16/0	27	29	93.1	51	45	45	126	0	0	0	0	0.0	0	0	0	0	0	
2012	ATL 16/0	33	38	86.8	55	44	44	143	0	0	0	0	0.0	0	0	0	0	0	
TOTALS	147/0	233	276	84.4	62	324	328	1,023	406	25	1	36	36.0	36	0	1	36	0	



## CHASE COFFMAN

### TIGHT END

86

**HT:** 6'6" **WT:** 250  
**BIRTHDATE:** 11/10/1986

**NFL EXP:** 4 **ACQ:** FA '12  
**COLLEGE:** MISSOURI

2nd YEAR WITH FALCONS

#### TRANSACTIONS

- Originally selected by the Cincinnati Bengals in the third round (98th overall) of the 2009 NFL Draft.
- Signed by the Tampa Bay Buccaneers as a free agent on February 21, 2012.
- Waived by the Buccaneers on August 6, 2012.
- Signed by the Falcons as a free agent on August 11, 2012.
- Signed to the Falcons active roster on November 13, 2012

#### 2012 (FALCONS)

- Saw action in five games and had one reception for 11 yards during the regular season.
- Also played in two playoff games and made one reception for 16 yards in the NFC Divisional Playoff vs. Seattle (1/13) to set up Atlanta's first touchdown.
- Served as a member of the Falcons practice squad from Week 1 to Week 10.

#### CAREER

- Has appeared in 11 games with four receptions for 42 yards (10.5 yards per catch) for the Bengals and Falcons.
- In 2010, served as a member of the Bengals practice squad for the first eight weeks of the season before being signed to the active roster in Week 9. Saw action in six games, posting three receptions for 30 yards.
- Made his NFL debut on November 14, 2010 at Indianapolis.

#### COLLEGE

- Set an NCAA record for tight ends with 247 career receptions at Missouri. Finished his college career with 2,659 yards and 30 touchdowns which rank second in NCAA annals.
- As a senior in 2008, posted 90 receptions for 987 yards and 10 touchdowns. Won the John Mackey Award as nation's top TE.

#### AUDIBLES

Coffman owns the NCAA record for receptions by a tight end with 247. He also ranks 56th in NCAA history in career receptions.

#### PERSONAL

- Hometown is Peculiar, Mo. Attended Raymore-Peculiar High School, where he earned first-team all-state honors for three seasons and led club to 13-0 record and state title season as a senior. Also earned three prep letters in basketball, and was first-team all-conference as a junior.
- Holds degree in business from Missouri, and was an All-Academic Big 12 football selection.
- Son of Paul and Amy Coffman, his father played tight end at Kansas State and later for the Green Bay Packers (1978-85) and Kansas City Chiefs (1986-87).



## COFFMAN'S CAREER STATISTICS

RECEIVING								RUSHING			
YEAR	GP/GS	REC	YDS	AVG	LG	TD	ATT	YDS	AVG	LG	TD
2009 CIN	6/0	3	30	10.0	14	0	0	0	0.0	0	0
2012 ATL	5/0	1	12	12.0	12	0	0	0	0.0	0	0
<b>TOTALS</b>	<b>11/0</b>	<b>4</b>	<b>42</b>	<b>10.5</b>	<b>14</b>	<b>0</b>	<b>0</b>	<b>0</b>	<b>0.0</b>	<b>0</b>	<b>0</b>

## 2012 GAME-BY-GAME

		RECEIVING					RUSHING				
DATE	OPP	REC	YDS	AVG	LG	TD	RUSH	YDS	AVG	LG	TD
9/9	@ KC										
9/17	DEN										
9/23	@ SD										
9/30	CAR										
10/7	@ WSH										
10/14	OAK										
10/28	@ PHI										
11/4	DAL										
11/11	@ NO	SIGNED TO THE ACTIVE ROSTER ON 11/13/12									
11/18	ARZ	0	0	0.0	0	0	0	0	0.0	0	0
11/25	@ TB	0	0	0.0	0	0	0	0	0.0	0	0
11/29	NO	0	0	0.0	0	0	0	0	0.0	0	0
12/9	@ CAR	1	11	11.0	11	0	0	0	0.0	0	0
12/16	NYG	INACTIVE									
12/22	@ DET	INACTIVE									
12/30	TB	0	0	0.0	0	0	0	0	0.0	0	0
<b>TOTALS</b>		<b>1</b>	<b>11</b>	<b>11.0</b>	<b>11</b>	<b>0</b>	<b>0</b>	<b>0</b>	<b>0.0</b>	<b>0</b>	<b>0</b>
<b>CAREER</b>		<b>4</b>	<b>42</b>	<b>10.5</b>	<b>14</b>	<b>0</b>	<b>0</b>	<b>0</b>	<b>0.0</b>	<b>0</b>	<b>0</b>

## 2012 POSTSEASON

		RECEIVING					RUSHING				
DATE	OPP	REC	YDS	AVG	LG	TD	RSH	YDS	AVG	LG	TD
1/13	SEA	1	16	16.0	16	0	0	0	0.0	0	0
<b>TOTALS</b>		<b>1</b>	<b>16</b>	<b>16.0</b>	<b>16</b>	<b>0</b>	<b>0</b>	<b>0</b>	<b>0.0</b>	<b>0</b>	<b>0</b>



TE Chase Coffman's 16-yard reception set up Atlanta's first touchdown in its NFC Divisional Playoff win over Seattle (1/13).



## KEVIN CONE

### WIDE RECEIVER

15

**HT:** 6'2" **WT:** 216  
**BIRTHDATE:** 3/20/88

**NFL EXP:** 3 **ACQ:** FA '11 **3rd YEAR WITH FALCONS**  
**COLLEGE:** GEORGIA TECH

#### TRANSACTIONS

- Signed by the Falcons as a College Free Agent on August 2, 2011.
- Waived by the Falcons on September 3, 2011.
- Signed to the Falcons practice squad on September 4, 2011.

#### 2012 (FALCONS)

- Saw action in 12 games, primarily on special teams. Was placed on injured reserve on December 24, 2012 prior to the season finale.

#### CAREER

- In two seasons in Atlanta, has played in 13 games and established himself as a key member of the Falcons special teams units.
- Served as a member of the Falcons practice squad from weeks 1-15 before being signed to the active roster for the season finale against Tampa Bay (1/1) as a rookie in 2011.
- Saw first career action on offense and special teams vs. Tampa Bay (1/1) in the 2011 season finale. Also saw action on special teams in the NFC Wild Card game at New York (1/8).

#### COLLEGE

- Caught five passes for 89 yards and one touchdown in the Yellow Jackets triple option offense in 2010. Prior to transferring to Georgia Tech, he played one season (2007) at Shorter College where he caught 12 passes for 83 yards and two touchdowns.

#### AUDIBLES

Seven Falcons have brothers that also play professional sports. Kevin & Zach Cone (MLB), Jonathan & Jordan Babineaux (NFL), Harry & Toney Douglas (NBA), Peria & John Jerry (NFL), Jacquizz & James Rodgers (NFL), Desmond, Marcus & Isaiah Trufant (NFL), and Robert Alford & Fred Booker (NFL).

#### PERSONAL

- Earned two varsity letters in football at St. Pius X Catholic High School where he also played basketball and ran track. Hails from Stone Mountain, GA.
- His brother Zach played college baseball at the University of Georgia and was selected by the Texas Rangers in the first round (37th overall) of the 2011 First-Year Player Draft. He is currently a member of the Myrtle Beach Pelicans of the Carolina League.





## CONE'S CAREER STATISTICS

RECEIVING													RUSHING				
YEAR	GP/GS		REC	YDS	AVG	LG	TD	ATT	YDS	AVG	LG	TD					
2011	ATL	1/0	0	0	0.0	0	0	0	0	0.0	0	0					
2012	ATL	12/0	0	0	0.0	0	0	0	0	0.0	0	0					
TOTALS		13/0	0	0	0.0	0	0	0	0	0.0	0	0					

## 2012 GAME-BY-GAME

DATE	OPP	RECEIVING					RUSHING				
		REC	YDS	AVG	LG	TD	RUSH	YDS	AVG	LG	TD
9/9	@ KC	0	0	0.0	0	0	0	0	0.0	0	0
9/17	DEN	0	0	0.0	0	0	0	0	0.0	0	0
9/23	@ SD	0	0	0.0	0	0	0	0	0.0	0	0
9/30	CAR	0	0	0.0	0	0	0	0	0.0	0	0
10/7	@ WSH	0	0	0.0	0	0	0	0	0.0	0	0
10/14	OAK	0	0	0.0	0	0	0	0	0.0	0	0
10/28	@ PHI	0	0	0.0	0	0	0	0	0.0	0	0
11/4	DAL	INACTIVE									
11/11	@ NO	INACTIVE									
11/18	ARZ	INACTIVE									
11/25	@ TB	0	0	0.0	0	0	0	0	0.0	0	0
11/29	NO	0	0	0.0	0	0	0	0	0.0	0	0
12/9	@ CAR	0	0	0.0	0	0	0	0	0.0	0	0
12/16	NYG	0	0	0.0	0	0	0	0	0.0	0	0
12/22	@ DET	0	0	0.0	0	0	0	0	0.0	0	0
12/30	TB	PLACED ON INJURED RESERVE									
<b>TOTALS</b>		<b>0</b>	<b>0</b>	<b>0.0</b>	<b>0</b>	<b>0</b>	<b>0</b>	<b>0</b>	<b>0.0</b>	<b>0</b>	<b>0</b>
<b>CAREER</b>		<b>0</b>	<b>0</b>	<b>0.0</b>	<b>0</b>	<b>0</b>	<b>0</b>	<b>0</b>	<b>0.0</b>	<b>0</b>	<b>0</b>



WR Kevin Cone makes a reception during the 2012 preseason.



## DOMINIQUE DAVIS

### QUARTERBACK

4

**HT:** 6'3" **WT:** 210  
**BIRTHDATE:** 7/17/89

**NFL EXP:** 2 **ACQ:** FA '12 **2nd YEAR WITH FALCONS**  
**COLLEGE:** BAYLOR UNIVERSITY

#### TRANSACTIONS

- Signed by the Falcons as a College Free Agent on April 30, 2012.

#### 2012 (FALCONS)

- Made the team as the club's third quarterback after being signed as a college free agent out of East Carolina.
- Completed 33 of 56 pass attempts for 402 yards with three touchdowns and three interceptions during the 2012 preseason.
- Designated inactive weeks one through 17 during the 2012 season.

#### EXTRA POINTS

- Participated as a member of the Atlanta Falcons Rookie Club sponsored by UnitedHealthcare of Georgia. This program gives the players the opportunity to take part in several charitable events.

#### COLLEGE

- Completed 67.6 percent of his passes (334-of-494) for 3,225 yards with 25 touchdowns as a senior at East Carolina. In 2011, he was a fourth team preseason all-conference selection by Phil Steele and named to the watch lists for the Maxwell and Davey O'Brien awards.

#### AUDIBLES

Davis led Ft. Scott Community College to the NJCAA National Championship game in 2009. The Greyhounds were defeated 31-26 by Blinn College and future NFC South rival QB Cam Newton


- Turned in a record-breaking campaign during first season with the Pirates, completing 393 of 609 pass attempts for 3,967 yards with 37 touchdowns in 2010.
- Began his college career at Boston College where he redshirted during QB Matt Ryan's senior season with the Eagles.

#### PERSONAL

- Full name is Dominique Dion Davis. A Lakeland, FL native, his brother Desmond Clark played for tight end for the Broncos, Dolphins and Bears.
- Played for a Junior College National Championship while at Fort Scott Community College.
- Earned FSWA All-State Class 3A first-team honors as a senior quarterback and was an honorable mention as a junior at Kathleen High School in Lakeland, FL.



2012 GAME-BY-GAME													
PASSING											RUSHING		
DATE	OPP	ATT	COM	YDS	PCT	TD	INT	LG	SK	RTG	ATT	YDS	TD
9/9	@ KC					INACTIVE							
9/17	DEN					INACTIVE							
9/23	@ SD					INACTIVE							
9/30	CAR					INACTIVE							
10/7	@ WAS					INACTIVE							
10/14	OAK					INACTIVE							
10/28	@ PHI					INACTIVE							
11/4	DAL					INACTIVE							
11/11	@ NO					INACTIVE							
11/18	ARI					INACTIVE							
11/25	@ TB					INACTIVE							
11/29	NO					INACTIVE							
12/9	@ CAR					INACTIVE							
12/16	NYG					INACTIVE							
12/22	@ DET					INACTIVE							
12/30	TB					INACTIVE							
<b>TOTALS</b>		<b>0</b>	<b>0</b>	<b>0</b>	<b>0.0</b>	<b>0</b>	<b>0</b>	<b>0</b>	<b>0</b>	<b>0.0</b>	<b>0</b>	<b>0</b>	<b>0</b>
<b>CAREER</b>		<b>0</b>	<b>0</b>	<b>0</b>	<b>0.0</b>	<b>0</b>	<b>0</b>	<b>0</b>	<b>0</b>	<b>0.0</b>	<b>0</b>	<b>0</b>	<b>0</b>



QB Dominique Davis drops back to pass against the Jaguars in the 2012 preseason.



## DREW DAVIS

### WIDE RECEIVER

**19**

**HT:** 6'1"     **WT:** 204  
**BIRTHDATE:** 1/4/89

**NFL EXP:** 1     **ACQ:** FA '12     2nd YEAR WITH FALCONS  
**COLLEGE:** OREGON

#### TRANSACTIONS

- Signed by the Falcons as a College Free Agent on July 26, 2011.
- Signed to the Falcons active roster on September 8, 2012.

#### 2012 (FALCONS)

- Played in all 16 games as a reserve wide out and on special teams. Caught four passes for 40 yards (10 yards per reception) with one touchdown in 2012.
- Caught his first career touchdown at Philadelphia (10/28), pulling in a 15-yard pass from QB Matt Ryan in the back of the endzone.
- Signed to the Falcons active roster on September 8, 2012.

#### CAREER

- Has appeared in 16 career games with four receptions for 40 yards and one touchdown. Served as a member of the Falcons practice squad in 2011.

#### COLLEGE

- Earned honorable mention All-Pac-10 honors and was a co-recipient of the Todd Doxey Award, given to the Oregon player who exemplifies the traits of dedication associated with being an outstanding teammate as a senior. The Denver, CO native caught 42 passes for 470 yards and three touchdowns in 2010 and helped lead the Ducks to the BCS National Championship Game. In four seasons with the Ducks, Davis appeared in 46 games and caught 73 passes for 823 yards with six touchdowns.

#### PERSONAL

- The SuperPrep All-American ranked among the top 20 prep receivers in the country as well as among the top 15 players in the Midlands section by the recruiting service. His outstanding character epitomized by him receiving the 16th annual Watkins Memorial Award as the nation's top African American male high school scholar athlete.



## DAVIS' CAREER STATISTICS

RECEIVING								RUSHING			
YEAR	GP/GS	REC	YDS	AVG	LG	TD	ATT	YDS	AVG	LG	TD
2012 ATL	16/0	4	40	10.0	15t	1	0	0	0.0	0	0
<b>TOTALS</b>	16/0	4	40	10.0	15t	1	0	0	0.0	0	0

2012 GAME-BY-GAME											
		RECEIVING					RUSHING				
DATE	OPP	REC	YDS	AVG	LG	TD	RUSH	YDS	AVG	LG	TD
9/9	@ KC	0	0	0.0	0	0	0	0	0.0	0	0
9/17	DEN	0	0	0.0	0	0	0	0	0.0	0	0
9/23	@ SD	0	0	0.0	0	0	0	0	0.0	0	0
9/30	CAR	0	0	0.0	0	0	0	0	0.0	0	0
10/7	@ WSH	0	0	0.0	0	0	0	0	0.0	0	0
10/14	OAK	0	0	0.0	0	0	0	0	0.0	0	0
10/28	@ PHI	2	30	15.0	15	1	0	0	0.0	0	0
11/4	DAL	0	0	0.0	0	0	0	0	0.0	0	0
11/11	@ NO	0	0	0.0	0	0	0	0	0.0	0	0
11/18	ARZ	1	4	4.0	0	0	0	0	0.0	0	0
11/25	@ TB	0	0	0.0	0	0	0	0	0.0	0	0
11/29	NO	0	0	0.0	0	0	0	0	0.0	0	0
12/9	@ CAR	1	6	6.0	0	0	0	0	0.0	0	0
12/16	NYG	0	0	0.0	0	0	0	0	0.0	0	0
12/22	@ DET	0	0	0.0	0	0	0	0	0.0	0	0
12/30	TB	0	0	0.0	0	0	0	0	0.0	0	0
<b>TOTALS</b>		4	40	10.0	15	1	0	0	0.0	0	0
<b>CAREER</b>		4	40	10.0	15	1	0	0	0.0	0	0

2012 POSTSEASON											
		RECEIVING					RUSHING				
DATE	OPP	REC	YDS	AVG	LG	TD	RSH	YDS	AVG	LG	TD
1/13	SEA	1	6	6.0	0	0	0	0	0.0	0	0
<b>TOTALS</b>		1	6	6.0	0	0	0	0	0.0	0	0



WR Drew Davis caught his first career touchdown in a Week 8 win at Philadelphia.





## THOMAS DECOUD

### SAFETY

28



PRO BOWL YEARS  
2012

**HT:** 6'2" **WT:** 193  
**BIRTHDATE:** 3/19/85

**NFL EXP:** 5 **ACQ:** D3C-'08 **5th YEAR WITH FALCONS**  
**COLLEGE:** UNIVERSITY OF CALIFORNIA

#### TRANSACTIONS

- Originally selected as a third round (98<sup>th</sup> pick overall) draft choice by Atlanta in 2008.
- Re-signed by the Falcons on March 6, 2012.

#### 2012 (FALCONS)

- Earned his first career Pro Bowl selection after leading the team with six interceptions while notching 89 tackles (69 solo), nine passes defended, three tackles for loss, one sack and one fumble recovery.
- He was one of just three players to post five interceptions and one sack this season. His six picks ranked tied for fifth in the NFL and set a new career high.
- Led one of the NFL's top defensive units as the Falcons finished the season ranked tied for fifth with 31 takeaways and fifth in scoring defense.
- Intercepted both of the Manning brothers, picking off Broncos QB Peyton Manning in Atlanta's Monday Night win over the Denver in Week 2 and intercepting Giants QB Eli Manning in the Falcons Week 15 win over New York.
- Sealed Atlanta's Week 5 win at Washington when he picked off QB Kirk Cousins with 1:21 remaining in the game.
- Part of a defense that posted an 11-2 record against Pro Bowl quarterbacks in 2012. Against this stiff competition, the Falcons defense allowed just 12 passing touchdowns while intercepting 17 passes and registered 25 sacks. Atlanta also held eight of these QBs to a passer rating below 85 and intercepted multiple passes against five of them.

#### CAREER

- In five seasons with the Falcons, has totaled 424 tackles (287 solo) with 14 interceptions, four forced fumbles, three sacks and 26 passes defended.
- Has started all but one game at free safety in the last four seasons.

- In 2011, ranked third on the team with 109 total tackles (76 solo) and posted four interceptions.
- Named to the 2010 *USA Today* All-Joe Team after starting 15 of 16 games at safety tying a career-high and ranking second on the team with 113 tackles in 2010. Added four passes defended, two forced fumbles and one interception.
- Earned NFC Defensive Player of the Week honors for his performance against the Chicago Bears on Sunday Night Football (10/18/09). DeCoud logged eight tackles, two passes defended and a career-high two interceptions. His multiple-interception game was the first for a member of the Falcons defense since 2006.
- Started all 16 games at safety and set a career high with 113 tackles (73 solo) while adding seven passes defended, three interceptions, two sacks, and one fumble recovery in 2009.
- Played in 10 games as a rookie in 2008 and logged five special teams tackles.

#### AUDIBLES

2012 marked the first time since 1989 and the fifth time in team history that the Falcons had three players with four-or-more INTs (DeCoud, Samuel & Moore).

#### EXTRA POINTS

- Participated in the Extra Yard partnership program the past three seasons and has purchased 40 season tickets and t-shirts for the Juvenile Diabetes Research Foundation Georgia Chapter.
- Participated as a celebrity waiter for Coach Smith's second annual Huddle Up for Miracles at Capital Grille to benefit the Children's Miracle Network.

#### COLLEGE

- DeCoud started 45 games during his career at California and recorded 198 tackles (115 solo), one sack, five tackles for loss, two forced fumbles and two fumble recoveries. He also intercepted one pass, broke-up seven passes and blocked six kicks.



- Named an All-Pac 10 honorable mention selection while serving as the team's defensive captain during his senior season.
- Started 12 games at the safety position in 2007 and led the team with a career-high 116 tackles (71 solo), which also ranked fourth in the league.
- Named Pac-10 Player of the Week against Arizona (9/22/07) after collecting 10 tackles, a 12-yard sack that caused a fumble and his first career interception.

### PERSONAL

- Attended Pinole Valley High School (California) and earned first-team All-Alameda Contra Costa Athletic League accolades during a brilliant senior season in which he recorded 80 tackles, and two interceptions.
- Caught 23 passes for 600 yards as a wide receiver. As a junior, DeCoud was awarded All-AC-CAL honors in both football and basketball.
- Interdisciplinary Studies major.
- Last name is pronounced: Day-Coo.

### DECOUD'S CAREER DEFENSIVE STATISTICS

YEAR	GP/GS	TK	SO	AST	SK	YDS	INT	YDS	LG	TD	PD	FF	FR	YDS	TD
2008 ATL	10/0	0	0	0	0.0	0.0	0	0	0	0	0	0	0	0	0
2009 ATL	16/16	113	73	40	2.0	18.0	3	25	15	0	7	2	1	0	0
2010 ATL	16/16	113	69	44	0.0	0.0	1	0	0	0	4	2	0	0	0
2011 ATL	16/15	109	76	33	0.0	0.0	4	77	49	0	6	0	0	0	0
2012 ATL	16/16	89	69	20	1.0	2.0	6	42	24	0	9	0	1	0	0
<b>TOTAL</b>	<b>74/63</b>	<b>424</b>	<b>287</b>	<b>137</b>	<b>3.0</b>	<b>20.0</b>	<b>14</b>	<b>144</b>	<b>49</b>	<b>0</b>	<b>26</b>	<b>4</b>	<b>2</b>	<b>0</b>	<b>0</b>

### DECOUD'S CAREER POSTSEASON STATISTICS

YEAR	GP/GS	TK	SO	AST	SK	YDS	INT	YDS	LG	TD	PD	FF	FR	YDS	TD
2008 ATL	1/0	0	0	0	0.0	0.0	0	0	0	0	0	0	0	0	0
2010 ATL	1/1	4	3	1	0.0	0.0	0	0	0	0	0	0	0	0	0
2011 ATL	1/1	9	7	2	0.0	0.0	0	0	0	0	0	0	0	0	0
2012 ATL	2/2	11	7	4	0.0	0.0	0	0	0	0	2	0	0	0	0
<b>TOTAL</b>	<b>5/4</b>	<b>24</b>	<b>17</b>	<b>7</b>	<b>0.0</b>	<b>0.0</b>	<b>0</b>	<b>0</b>	<b>0</b>	<b>0</b>	<b>2</b>	<b>0</b>	<b>0</b>	<b>0</b>	<b>0</b>

- Additional Statistics: Five special teams tackles in 2008.

### DECOUD'S BEST GAMES

TACKLES	SACKS	FORCED FUMBLES	INTERCEPTIONS
13, Three Times	1.0, Three Times	1, Two Times	2, Two Times
Last at HOU (12/5/11)	Last at PHI (10/28/12)	Last at TB (1/3/10)	Last vs. SD (9/23/12)



## 2012 GAME-BY-GAME

DATE	OPP	TK	SO	SK	YDS	INT	YDS	FF	FR	PD
9/9	@ KC	9	8	0.0	0.0	0	0	0	0	0
9/17	DEN	5	5	0.0	0.0	1	15	0	0	1
9/23	@ SD	4	3	0.0	0.0	2	-2	0	1	3
9/30	CAR	5	4	0.0	0.0	0	0	0	0	0
10/7	@ WSH	3	2	0.0	0.0	1	24	0	0	1
10/14	OAK	7	5	0.0	0.0	0	0	0	0	1
10/28	@ PHI	7	5	1.0	2.0	0	0	0	0	0
11/4	DAL	4	3	0.0	0.0	0	0	0	0	0
11/11	@ NO	6	5	0.0	0.0	0	0	0	0	0
11/18	ARZ	4	2	0.0	0.0	0	0	0	0	0
11/25	@ TB	2	2	0.0	0.0	0	0	0	0	0
11/29	NO	8	6	0.0	0.0	1	0	0	0	1
12/9	@ CAR	4	3	0.0	0.0	0	0	0	0	0
12/16	NYG	5	4	0.0	0.0	1	5	0	0	1
12/22	@ DET	8	6	0.0	0.0	0	0	0	0	0
12/30	TB	8	6	0.0	0.0	0	0	0	0	1
<b>TOTALS</b>		<b>89</b>	<b>69</b>	<b>1.0</b>	<b>2.0</b>	<b>6</b>	<b>42</b>	<b>0</b>	<b>1</b>	<b>9</b>
<b>CAREER</b>		<b>424</b>	<b>287</b>	<b>3.0</b>	<b>20.0</b>	<b>14</b>	<b>144</b>	<b>4</b>	<b>2</b>	<b>24</b>

## 2012 POSTSEASON

DATE	OPP	TK	SO	SK	YDS	INT	YDS	FF	FR	PD
1/13	SEA	3	2	0.0	0.0	0	0	0	0	1
1/20	SF	8	5	0.0	0.0	0	0	0	0	1
<b>TOTALS</b>		<b>11</b>	<b>7</b>	<b>0.0</b>	<b>0.0</b>	<b>0</b>	<b>0</b>	<b>0</b>	<b>0</b>	<b>2</b>

## 2011 GAME-BY-GAME

DATE	OPP	TK	SO	SK	YDS	INT	YDS	FF	FR	PD
9/11	@ CHI	12	8	0.0	0.0	0	0	0	0	0
9/18	PHI	0	0	0.0	0.0	0	0	0	0	0
9/25	@ TB	11	6	0.0	0.0	1	0	0	0	1
10/2	@ SEA	3	2	0.0	0.0	1	7	0	0	1
10/9	GB	7	6	0.0	0.0	0	0	0	0	1
10/16	CAR	9	5	0.0	0.0	1	49	0	0	1
10/23	@ DET	4	2	0.0	0.0	0	0	0	0	0
11/6	@ IND	4	3	0.0	0.0	0	0	0	0	0
11/13	NO	12	7	0.0	0.0	0	0	0	0	0
11/20	TEN	4	3	0.0	0.0	0	0	0	0	0
11/27	MIN	8	6	0.0	0.0	0	0	0	0	0
12/4	@ HOU	13	11	0.0	0.0	0	0	0	0	0
12/11	@ CAR	3	3	0.0	0.0	0	0	0	0	0
12/15	JAX	1	1	0.0	0.0	1	21	0	0	1
12/26	@ NO	10	7	0.0	0.0	0	0	0	0	1
1/1	TB	8	6	0.0	0.0	0	0	0	0	1
<b>TOTALS</b>		<b>109</b>	<b>76</b>	<b>0.0</b>	<b>0.0</b>	<b>4</b>	<b>77</b>	<b>0</b>	<b>0</b>	<b>7</b>

## 2011 POSTSEASON

DATE	OPP	TK	SO	SK	YDS	INT	YDS	FF	FR	PD
1/8	@ NYG	9	7	0.0	0.0	0	0	0	0	0
<b>TOTALS</b>		<b>9</b>	<b>7</b>	<b>0.0</b>	<b>0.0</b>	<b>0</b>	<b>0</b>	<b>0</b>	<b>0</b>	<b>0</b>

## 2010 GAME-BY-GAME

DATE	OPP	TK	SO	SK	YDS	INT	YDS	FF	FR	PD
9/12	PIT	8	4	0.0	0.0	0	0	0	0	0
9/19	ARI	4	2	0.0	0.0	0	0	0	0	0
9/26	@ NO	9	5	0.0	0.0	1	0	0	0	1
10/3	SF	9	6	0.0	0.0	0	0	0	0	0
10/10	@ CLE	9	3	0.0	0.0	0	0	0	0	1
10/17	@ PHI	8	6	0.0	0.0	0	0	0	0	0
10/24	CIN	3	2	0.0	0.0	0	0	0	0	0
11/7	TB	3	3	0.0	0.0	0	0	0	0	0
11/11	BAL	4	2	0.0	0.0	0	0	0	0	0
11/21	@ STL	4	2	0.0	0.0	0	0	0	0	0
11/28	GB	8	4	0.0	0.0	0	0	1	0	1
12/5	@ TB	6	3	0.0	0.0	0	0	0	0	0
12/12	@ CAR	13	9	0.0	0.0	0	0	0	0	0
12/19	@ SEA	10	7	0.0	0.0	0	0	0	0	0
12/27	NO	10	6	0.0	0.0	0	0	0	0	1
1/2	CAR	5	5	0.0	0.0	0	0	1	0	0
<b>TOTALS</b>		<b>113</b>	<b>69</b>	<b>0.0</b>	<b>0.0</b>	<b>1</b>	<b>0</b>	<b>2</b>	<b>0</b>	<b>4</b>

## 2010 POSTSEASON

DATE	OPP	TK	SO	SK	YDS	INT	YDS	FF	FR	PD
1/15	GB	4	3	0.0	0.0	0	0	0	0	0
<b>TOTALS</b>		<b>4</b>	<b>3</b>	<b>0.0</b>	<b>0.0</b>	<b>0</b>	<b>0</b>	<b>0</b>	<b>0</b>	<b>0</b>

## 2009 GAME-BY-GAME

DATE	OPP	TK	SO	SK	YDS	INT	YDS	FF	FR	PD
9/13	MIA	4	2	0.0	0.0	0	0	0	0	0
9/20	CAR	12	5	0.0	0.0	0	0	0	1	1
9/27	@ NE	5	5	0.0	0.0	0	0	0	0	1
10/11	@ SF	5	3	0.0	0.0	0	0	0	0	1
10/18	CHI	8	5	0.0	0.0	2	20	0	0	2
10/25	@ DAL	13	12	1.0	8.0	0	0	0	0	1
11/2	@ NO	5	4	1.0	10.0	0	0	1	0	0
11/8	WSH	8	4	0.0	0.0	0	0	0	0	0
11/15	@ CAR	10	6	0.0	0.0	0	0	0	0	0
11/22	@ NYG	8	4	0.0	0.0	0	0	0	0	0
11/29	TB	6	3	0.0	0.0	0	0	0	0	0
12/6	PHI	5	5	0.0	0.0	0	0	0	0	0
12/13	NO	10	8	0.0	0.0	0	0	0	0	0
12/20	@ NYJ	5	2	0.0	0.0	1	5	0	0	1
12/27	BUF	4	3	0.0	0.0	0	0	0	0	0
1/3	@ TB	5	2	0.0	0.0	0	0	1	0	0
<b>TOTALS</b>		<b>113</b>	<b>73</b>	<b>2.0</b>	<b>18.0</b>	<b>3</b>	<b>25</b>	<b>2</b>	<b>1</b>	<b>7</b>

## 2008 GAME-BY-GAME

DATE	OPP	TK	SO	SK	YDS	INT	YDS	FF	FR	PD
9/7	DET	0	0	0.0	0.0	0	0	0	0	0
9/14	@ TB	0	0	0.0	0.0	0	0	0	0	0
9/21	KC	0	0	0.0	0.0	0	0	0	0	0
9/28	@ CAR	0	0	0.0	0.0	0	0	0	0	0
10/5	@ GB	0	0	0.0	0.0	0	0	0	0	0
10/12	CHI	0	0	0.0	0.0	0	0	0	0	0
10/26	@ PHI	0	0	0.0	0.0	0	0	0	0	0
11/2	@ OAK	0	0	0.0	0.0	0	0	0	0	0
11/9	NO	0	0	0.0	0.0	0	0	0	0	0
11/16	DEN	0	0	0.0	0.0	0	0	0	0	0
11/23	CAR	0	0	0.0	0.0	0	0	0	0	0
11/30	@ SD	0	0	0.0	0.0	0	0	0	0	0
12/7	@ NO	0	0	0.0	0.0	0	0	0	0	0
12/14	TB	0	0	0.0	0.0	0	0	0	0	0
12/21	@ MIN	0	0	0.0	0.0	0	0	0	0	0
12/28	STL	0	0	0.0	0.0	0	0	0	0	0
<b>TOTALS</b>		<b>0</b>	<b>0</b>	<b>0.0</b>	<b>0.0</b>	<b>0</b>	<b>0</b>	<b>0</b>	<b>0</b>	<b>0</b>

## 2008 POSTSEASON

DATE	OPP	TK	SO	SK	YDS	INT	YDS	FF	FR	PD
1/3	@ ARZ	0	0	0.0	0.0	0	0	0	0	0
<b>TOTALS</b>		<b>0</b>	<b>0</b>	<b>0.0</b>	<b>0.0</b>	<b>0</b>	<b>0</b>	<b>0</b>	<b>0</b>	<b>0</b>



## AKEEM DENT

### LINEBACKER

52

**HT:** 6'1" **WT:** 239  
**BIRTHDATE:** 9/27/87

**NFL EXP:** 3 **ACQ:** D3 '11 **3rd YEAR WITH FALCONS**  
**COLLEGE:** UNIVERSITY OF GEORGIA

#### TRANSACTIONS

- Selected as a third round (91st pick overall) draft choice by Atlanta in the 2011 NFL Draft.

#### 2012 (FALCONS)

- Played in all 16 games, including 14 starts at middle linebacker during his sophomore season. Set career highs with 76 tackles (53 solo), five tackles for loss, two passes defended and one forced fumble.
- Part of a defense that allowed just 18.7 points per game, which was the fifth best mark in League.
- Signal caller for a defense that held opponents to 20 points or less nine times in 2012.

#### CAREER

- In two seasons with the Falcons, has played in 32 games, including 14 starts. Collared 77 tackles (54 solo) with two passes defended and one forced fumble.
- Played in all 16 games, primarily on special teams, leading the team with 19 special teams tackles, which was tied for the second-highest total in team history as a rookie in 2011.
- Made his professional debut at Chicago (9/11/11).

#### EXTRA POINTS

- Participated in the Atlanta Falcons Rookie Club sponsored by UnitedHealthcare of Georgia, this program gives the players the opportunity to take part in several charitable events.

#### COLLEGE

- Started 29-of-47 games at Georgia, including 16 at strong-side outside linebacker and 13 at strong-side inside linebacker. Posted 240 tackles (133 solo) with 4.5 sacks (42 yards) and 12 tackles for loss (54 yards) with two forced fumbles, two fumble recoveries and five passes defended.
- Emerges as one of the elite tacklers in the Southeastern Conference in 2010 after receiving All-SEC second team honors and leading the Bulldogs with 126 tackles (69 solo) with 2.5 sacks and 6.5 tackles for loss.

- His 126 total tackles were the most by a Georgia linebacker in a single season since 1996.
- Served as one of the team's co-captains and showed versatility as coaching changes shifted him from a 4-3 strong-side linebacker to an inside linebacker in the 3-4 defense the Bulldogs employed in his senior season.
- As a junior in 2009, appeared in eight games with four starts and registered 32 tackles and 2.5 tackles for loss.
- As a sophomore, he started eight of 13 games he played in. He produced 46 tackles (27 solo), 1.5 sacks and three tackles for loss.
- Was selected as a member of the Georgia Athletic Director's Academic Honor Roll as a junior and a senior, and earned the team's 'True Grit' Award in 2010.

#### AUDIBLES

Dent was named to the *Pro Football Writers of America* All-Rookie team in 2011 after finishing the season with 19 special teams tackles.

#### PERSONAL

- A Douglass, Georgia native, attended Douglass High School registering 140 tackles as a senior and earning Super Southern 100 honors from the Atlanta Journal-Constitution and Class AAAAA first-team All-State accolades from the Georgia Sports Writers Association.
- Was named to the Orlando Sentinel All-Southern Team, the Valdosta Daily Times All-State defensive squad, and was a Fox Sports Network South Countdown to Signing Day "All-South" third-team choice.
- Graduated from UGA in December 2010 with a bachelor's degree in housing.
- Off the field interests include fishing, basketball and relaxing with his friends.



## DENT'S CAREER DEFENSIVE STATISTICS

YEAR	GP/GS	TK	SO	AST	SK	YDS	INT	YDS	LG	TD	PD	FF	FR	YDS	TD
2011	ATL	16/0	1	1	0	0.0	0.0	0	0	0	0	1	0	0	0
2012	ATL	16/14	76	53	0	0.0	0.0	0	0	0	2	1	0	0	0
TOTAL		32/14	77	54	0	0.0	0.0	0	0	0	2	1	0	0	0

- Additional Statistics: Notched 19 special teams tackles in 2011, which was tied for the second-highest total in team history.

## 2012 GAME-BY-GAME

DATE	OPP	TK	SO	SK	YDS	INT	YDS	FF	FR	PD
9/9	@ KC	1	0	0.0	0.0	0	0	0	0	0
9/17	DEN	1	0	0.0	0.0	0	0	0	0	0
9/23	@ SD	3	2	0.0	0.0	0	0	0	0	0
9/30	CAR	7	4	0.0	0.0	0	0	0	0	0
10/7	WAS	2	1	0.0	0.0	0	0	0	0	0
10/14	OAK	9	7	0.0	0.0	0	0	0	0	0
10/28	@ PHI	2	2	0.0	0.0	0	0	0	0	0
11/4	DAL	10	7	0.0	0.0	0	0	0	0	1
11/11	@ NO	9	7	0.0	0.0	0	0	0	0	0
11/18	ARZ	7	5	0.0	0.0	0	0	0	0	0
11/25	@ TB	5	5	0.0	0.0	0	0	0	0	0
11/29	NO	3	1	0.0	0.0	0	0	0	0	0
12/9	@ CAR	8	6	0.0	0.0	0	0	0	0	0
12/16	NYG	4	2	0.0	0.0	0	0	0	0	0
12/22	@ DET	6	3	0.0	0.0	0	0	0	0	0
12/30	TB	3	3	0.0	0.0	0	0	0	0	1
TOTALS		76	53	0.0	0.0	0	0	0	0	2
CAREER		77	54	0.0	0.0	0	0	1	0	2

## 2012 POSTSEASON

DATE	OPP	TK	SO	SK	YDS	INT	YDS	FF	FR	PD
1/13	SEA	8	4	0.0	0.0	0	0	0	0	0
1/20	SF	9	6	0.0	0.0	0	0	0	0	0
TOTALS		17	10	0.0	0.0	0	0	0	0	0

## 2011 GAME-BY-GAME

DATE	OPP	TK	SO	SK	YDS	INT	YDS	FF	FR	PD
9/11	@ CHI	0	0	0.0	0.0	0	0	0	0	0
9/18	PHI	0	0	0.0	0.0	0	0	0	0	0
9/25	@ TB	0	0	0.0	0.0	0	0	0	0	0
10/2	@ SEA	0	0	0.0	0.0	0	0	0	0	0
10/9	GB	0	0	0.0	0.0	0	0	0	0	0
10/16	CAR	0	0	0.0	0.0	0	0	0	0	0
10/23	@ DET	0	0	0.0	0.0	0	0	1	0	0
11/6	@ IND	0	0	0.0	0.0	0	0	0	0	0
11/13	NO	0	0	0.0	0.0	0	0	0	0	0
11/20	TEN	0	0	0.0	0.0	0	0	0	0	0
11/27	MIN	0	0	0.0	0.0	0	0	0	0	0
12/4	@ HOU	0	0	0.0	0.0	0	0	0	0	0
12/11	@ CAR	0	0	0.0	0.0	0	0	0	0	0
12/15	JAX	1	1	0.0	0.0	0	0	0	0	0
12/26	@ NO	0	0	0.0	0.0	0	0	0	0	0
1/1	TB	0	0	0.0	0.0	0	0	0	0	0
TOTALS		1	1	0.0	0.0	0	0	1	0	0
CAREER		1	1	0.0	0.0	0	0	1	0	0

## 2011 POSTSEASON

DATE	OPP	TK	SO	SK	YDS	INT	YDS	FF	FR	PD
1/8	@ NYG	0	0	0.0	0.0	0	0	0	0	0
TOTALS		0	0	0.0	0.0	0	0	0	0	0



LB Akeem Dent directs the Falcons defense in the NFC Championship game against San Francisco.





## HARRY DOUGLAS

### WIDE RECEIVER

83

**HT:** 6'0" **WT:** 183  
**BIRTHDATE:** 5/29/75

**NFL EXP:** 4 **ACQ:** D3B '08 **5th YEAR WITH FALCONS**  
**COLLEGE:** UNIVERSITY OF LOUISVILLE

#### TRANSACTIONS

- Selected as a third round (84th pick overall) draft choice by Atlanta in 2008.

#### 2012 (FALCONS)

- Played in 15 games with one start. Caught 38 passes for 396 yards (10.4 yards per reception) with one touchdown as the club's primary slot receiver. Also added two rushes for four yards.
- Returned five punts for 42 yards with an average of 8.4 yards per return and a long return of 11 yards.
- Caught a season-high five passes against Oakland (10/14) and again against Arizona (11/18). Also notched his 100th career catch vs. the Raiders.
- Posted a season-high 83 yards on three receptions (27.7 yards per catch), including a 37 yard reception against the New York Giants (12/16).
- Saw action in all 16 games and contributed with 22 receptions for 294 yards and one touchdown in 2010.

#### CAREER

- In four seasons, has played in 63 games with nine starts and compiled 122 receptions for 1,508 yards (12.4 yards per catch) with four touchdowns.
- In 2011, played in 16 games with four starts and caught a career high 39 passes for 498 yards (12.8 yards per catch) with one touchdown.
- Played in 16 games with four starts in 2010 and hauled in 22 passes for 294 yards (13.4 yards per catch) with one touchdown.
- Missed the entire 2009 season with a knee injury.
- Contributed heavily in his rookie campaign, participating in every contest and took over punt return duties halfway through the season. Finished the year with 23 catches for 320 yards and one touchdown while adding 12 carries for 69 yards and one score. Also added 19 punt returns for 226 yards with one touchdown and an 11.9 yards per return average.

#### AUDIBLES

Seven Falcons have brothers that also play professional sports. Kevin & Zach Cone (MLB), Jonathan & Jordan Babineaux (NFL), Harry & Toney Douglas (NBA), Peria & John Jerry (NFL), Jacquizz & James Rodgers (NFL), Desmond, Marcus & Isaiah Trufant (NFL), and Robert Alford & Fred Booker (NFL).

- Posted a 61-yard punt return for a touchdown against Carolina (11/23/08), the Falcons first punt return for a score since 2004.
- Was named NFC Special Teams Player of the Week (12) following his performance against the Carolina Panthers in 2008.

#### EXTRA POINTS

- Hosts an annual bowling fundraising event for the March of Dimes - Georgia Chapter at Ten Pin Bowling Alley in Atlanta. The event has helped raise several thousand dollars for the March of Dimes to help save newborn babies.
- The Douglas Brothers Foundation, a charitable foundation run by Harry and his brother Toney, hosted its second annual Holiday Treat Festival in their hometown of Jonesboro, GA in December 2010. This event helped treat several underprivileged children during the holidays to free gifts, haircuts, health screenings and meals. Last year's event was attended by over 3,000 people. Several of Douglas' teammates joined him at the event.

#### COLLEGE

- Graduated ranking second in school history with 2,924 receiving yards while his 173 receptions ranked fifth on the school's all-time record list. Douglas' 173 catches were also tied with Reggie Wayne for the sixth highest amount in Big East history.
- Totaled 15 career touchdowns which placed him seventh in Louisville annals.



- Became the first player in school history to gain over 200 yards receiving twice in a career, totaling 205 yards against Syracuse and 223 yards against Kentucky, which set the school's game-record and tied a conference record.

### PERSONAL

- Attended Jonesboro High School (Georgia) and was a first-team all-county and honorable mention all-state selection as a senior.
- Was one of only three players to receive all nine sports writers' votes for first-team all-region accolades in 2002.

- Caught 40 passes for 831 yards and seven touchdowns during his final campaign.

- Was an all-region selection by the *Atlanta Journal-Constitution* in basketball as he averaged 20.5 points per game.

- Born on September 16, 1984.

- Brother, Toney, plays professional basketball for the Golden State Warriors.

### DOUGLAS' CAREER OFFENSIVE STATISTICS

RECEIVING								RUSHING			
YEAR	GP/GS	REC	YDS	AVG	LG	TD	ATT	YDS	AVG	LG	TD
2008 ATL	16/0	23	320	13.9	69	1	12	69	5.8	33	1
2009 ATL	INJURED RESERVE										
2010 ATL	16/4	22	294	13.4	46	1	2	-5	-5.0	-5	0
2011 ATL	16/4	39	498	12.8	49	1	1	3	3.0	3	0
2012 ATL	15/1	38	396	10.4	37	1	2	4	2.0	5	0
<b>TOTALS</b>	63/9	122	1,508	12.4	69	4	16	72	4.5	33	1

### DOUGLAS' CAREER RETURN STATISTICS

PUNT RETURNS							KICKOFF RETURNS				
YEAR	NO	FC	YDS	AVG	LG	TD	NO	YDS	AVG	LG	TD
2008 ATL	19	3	226	11.9	61t	1	1	10	10.0	10	0
2009 ATL	INJURED RESERVE										
2012 ATL	5	1	42	8.4	11	0	0	0	0.0	10	0
<b>TOTALS</b>	24	4	268	11.2	61t	1	1	10	10.0	10	0

### DOUGLAS' CAREER POSTSEASON STATISTICS

RECEIVING						RUSHING					
YEAR	GP/GS	REC	YDS	AVG	LG	TD	ATT	YDS	AVG	LG	TD
2008 ATL	1/1	1	0	0.0	0	0	0	0	0.0	0	0
2010 ATL	1/0	1	2	2.0	2	0	0	0	0.0	0	0
2011 ATL	1/0	1	7	7.0	7	0	0	0	0.0	0	0
<b>TOTALS</b>	3/1	3	9	3.0	7	0	0	0	0.0	0	0

### DOUGLAS' POSTSEASON RETURN STATISTICS

PUNT RETURNS						KICKOFF RETURNS					
YEAR	NO	FC	YDS	AVG	LG	TD	NO	YDS	AVG	LG	TD
2008 ATL	3	0	31	10.3	21	0	0	0	0.0	0	0
<b>TOTALS</b>	3	0	31	10.3	21	0	0	0	0.0	0	0

- Additional Statistics: Returned a punt return for a 61-yard touchdown vs. Carolina (11/23/08).

### DOUGLAS' BEST GAMES

RECEPTIONS	YARDS	LONG	TOUCHDOWNS
8 vs. NO (11/13/11)	133 vs. NO (11/13/11)	69 vs. CAR (11/23/08)	1 -- Three Times
			Last vs. MIN (11/27/11)



2012 GAME-BY-GAME												
DATE	OPP	RECEIVING					RUSHING					
		REC	YDS	AVG	LG	TD	RUSH	YDS	AVG	LG	TD	
9/9	@ KC	3	32	10.7	19	0	0	0	0.0	0	0	
9/17	DEN	3	27	9.0	10	0	0	0	0.0	0	0	
9/23	@ SD	2	13	6.5	10	0	0	0	0.0	0	0	
9/30	CAR	1	6	6.0	6	0	0	0	0.0	0	0	
10/7	@ WSH	2	34	17.0	19	0	1	5	5.0	5	0	
10/14	OAK	5	37	7.4	20	0	0	0	0.0	0	0	
10/28	@ PHI	INACTIVE					0	0	0.0	0	0	
11/4	DAL	0	0	0.0	0	0	0	0	0.0	0	0	
11/11	@ NO	4	49	12.3	23	0	0	0	0.0	0	0	
11/18	ARZ	5	48	9.6	26	0	0	0	0.0	0	0	
11/25	@ TB	2	11	5.5	6	0	0	0	0.0	0	0	
11/29	NO	0	0	0.0	0	0	0	0	0.0	0	0	
12/9	@ CAR	2	29	14.5	19	0	0	0	0.0	0	0	
12/16	NYG	3	83	27.7	37	0	1	-1	-1.0	-1	0	
12/22	@ DET	2	6	3.0	5	0	0	0	0.0	0	0	
12/30	TB	4	21	5.3	10	1	0	0	0.0	0	0	
TOTALS		38	396	10.4	37	1	2	4	2.0	5	0	
CAREER		122	1,508	12.4	69	4	17	71	4.2	33	1	

2012 POSTSEASON												
DATE	OPP	RECEIVING					RUSHING					
		REC	YDS	AVG	LG	TD	RSH	YDS	AVG	LG	TD	
1/13	SEA	2	29	14.5	22	0	0	0	0.0	0	0	
1/20	SF	3	31	10.3	22	0	0	0	0.0	0	0	
TOTALS		5	60	12.0	22	0	0	0	0.0	0	0	

2011 GAME-BY-GAME												
DATE	OPP	RECEIVING					RUSHING					
		REC	YDS	AVG	LG	TD	RSH	YDS	AVG	LG	TD	
9/11	@ CHI	2	10	5.0	7	0	0	0	0.0	0	0	
9/18	PHI	2	19	9.5	15	0	0	0	0.0	0	0	
9/25	@ TB	5	35	7.0	16	0	0	0	0.0	0	0	
10/2	@ SEA	0	0	0.0	0	0	0	0	0.0	0	0	
10/9	GB	2	16	8.0	13	0	0	0	0.0	0	0	
10/16	CAR	2	57	28.5	34	0	0	0	0.0	0	0	
10/23	@ DET	4	62	15.5	49	0	0	0	0.0	0	0	
11/6	@ IND	0	0	0.0	0	0	0	0	0.0	0	0	
11/13	NO	8	133	16.6	46	0	1	3	3.0	3	0	
11/20	TEN	4	51	12.8	21	0	0	0	0.0	0	0	
11/27	MIN	2	45	22.5	27	1	0	0	0.0	0	0	
12/4	@ HOU	4	43	10.8	17	0	0	0	0.0	0	0	
12/11	@ CAR	2	12	6.0	9	0	0	0	0.0	0	0	
12/15	JAX	1	12	12.0	12	0	0	0	0.0	0	0	
12/26	@ NO	1	3	3.0	3	0	0	0	0.0	0	0	
1/1	TB	0	0	0.0	0	0	0	0	0.0	0	0	
TOTALS		39	498	12.8	49	1	1	3	3.0	3	0	

2011 POSTSEASON												
DATE	OPP	RECEIVING					RUSHING					
		REC	YDS	AVG	LG	TD	RSH	YDS	AVG	LG	TD	
1/8	@ NYG	1	7	7.0	7	0	0	0	0.0	0	0	
TOTALS		1	7	7.0	7	0	0	0	0.0	0	0	

2010 GAME-BY-GAME												
DATE	OPP	RECEIVING					RUSHING					
		REC	YDS	AVG	LG	TD	RSH	YDS	AVG	LG	TD	
9/12	@ PIT	3	39	13.0	23	0	0	0	0.0	0	0	
9/19	ARI	2	31	15.5	18	0	1	-5	-5.0	-5	0	
9/26	@ NO	1	1	1.0	1	0	0	0	0.0	0	0	
10/3	SF	3	59	19.7	34	1	0	0	0.0	0	0	
10/10	@ CLE	2	17	8.5	11	0	0	0	0.0	0	0	
10/17	@ PHI	4	32	18.0	18	0	0	0	0.0	0	0	
10/24	CIN	0	0	0.0	0	0	0	0	0.0	0	0	
11/7	TB	0	0	0.0	0	0	0	0	0.0	0	0	
11/11	BAL	1	12	12.0	12	0	0	0	0.0	0	0	
11/21	@ STL	0	0	0.0	0	0	0	0	0.0	0	0	
11/28	GB	2	7	3.5	4	0	0	0	0.0	0	0	
12/5	@ TB	1	21	21.0	21	0	0	0	0.0	0	0	
12/12	@ CAR	1	46	46.0	46	0	0	0	0.0	0	0	
12/19	@ SEA	1	10	10.0	10	0	1	0	0.0	0	0	
12/27	NO	0	0	0.0	0	0	0	0	0.0	0	0	
1/2	CAR	1	19	19.0	19	0	0	0	0.0	0	0	
TOTALS		22	294	13.4	46	1	2	-5	-5.0	-5	0	

2010 POSTSEASON												
DATE	OPP	RECEIVING					RUSHING					
		REC	YDS	AVG	LG	TD	RSH	YDS	AVG	LG	TD	
1/15	GB	1	2	2.0	2	0	0	0	0.0	0	0	
TOTALS		1	0	0.0	0	0	0	0	0.0	0	0	

2008 GAME-BY-GAME												
DATE	OPP	PUNT RETURNS					KICKOFF RETURNS					
		NO	YDS	LG	TD		NO	YDS	AVG	LG	TD	
9/7	DET	0	0	0	0		0	0	0.0	0	0	7
9/14	@ TB	0	0	0	0		0	0	0.0	0	0	67
9/21	KC	0	0	0	0		0	0	0.0	0	0	2
9/28	@ CAR	0	0	0	0		0	0	0.0	0	0	8
10/5	@ GB	0	0	0	0		0	0	0.0	0	0	18
10/12	CHI	0	0	0	0		1	10	10.0	10	0	95
10/26	@ PHI	0	0	0	0		0	0	0.0	0	0	10
11/2	@ OAK	2	13	7	0		0	0	0.0	0	0	27
11/9	NO	2	33	25	0		0	0	0.0	0	0	33
11/16	DEN	1	9	9	0		0	0	0.0	0	0	9
11/23	CAR	3	93	61t	1		0	0	0.0	0	0	188
11/30	@ SD	2	32	32	0		0	0	0.0	0	0	45
12/7	@ NO	2	2	2	0		0	0	0.0	0	0	47
12/14	TB	4	37	17	0		0	0	0.0	0	0	48
12/21	@ MIN	1	4	4	0		0	0	0.0	0	0	12
12/28	STL	2	3	6	0		0	0	0.0	0	0	9
TOTALS		19	226	61t	1		1	10	10.0	10	0	625

2008 POSTSEASON												
DATE	OPP	PUNT RETURNS					KICKOFF RETURNS					
		NO	YDS	LG	TD		NO	YDS	AVG	LG	TD	
1/3	@ ARZ	3	31	21	0		0	0	0.0	0	0	31
TOTALS		3	31	21	0		0	0	0.0	0	0	31



## BRADIE EWING

### FULLBACK

# 36

**HT:** 5'11" **WT:** 243  
**BIRTHDATE:** 12/26/89

**NFL EXP:** 2 **ACQ:** D5A '12 **2ND YEAR WITH FALCONS**  
**COLLEGE:** UNIVERSITY OF WISCONSIN

#### TRANSACTIONS

- Selected as a fifth round (157<sup>th</sup> overall) draft choice by Atlanta in 2012.

#### 2012 (FALCONS)

- Missed his entire rookie season after he was placed on Injured Reserve on August 11, 2012.

#### EXTRA POINTS

- Served as a member of the Atlanta Falcons Rookie Club sponsored by UnitedHealthcare of Georgia in 2012, this program gives the players the opportunity to take part in several charitable events.
- Spoke to students about making good decisions and anti-bullying at a school wide assembly at Cedar Shoals High School in Athens.

#### COLLEGE

- Began his career at Wisconsin as a walk-on running back and ended it as a team captain and first team All-American.
- Started 10 of 52 games at Wisconsin, rushing for two touchdowns and adding two more receiving scores.
- According to *NFL Draft Report*, his 30 touchdown-resulting blocks in 2011 are the most ever by a blocker in a season and were more than 99 teams at the NCAA Football Bowl Subdivision level.
- In 2011, he was named a first team All-American and chosen to the Super Sleeper Team by The NFL Draft Report at fullback.
- Cleared running lanes for All-American RB Montee Ball, who rushed for an NCAA-best 1,923 yards and tied RB Barry Sanders collegiate record with 39 rushing touchdowns.
- Also delivered a team-best 100 knockdowns/key blocks, including a Badgers-best 21 down-field blocks.
- As a junior in 2010, he won the Tom Wiesner Award, given to the team's best Wisconsin-born player, while adding Academic All-Big Ten Conference and ESPN Academic All-District honors.

#### AUDIBLES

Ewing was named the Badgers Special Teams Player of the Year as a senior at Wisconsin and was a two-time Academic All-Big Ten selection.

- Produced 18 touchdown-resulting blocks and helped the Badgers rank 21st in the nation in total offense (445.2 yards per game), paving the way for Wisconsin's trio of 1,000-yard rushers, RB James White (1,086), RB John Clay (1,028) and Ball (1,019) in 2010.
- Spent his first two seasons in Madison as a walk-on. During his freshman campaign, he saw action on the kickoff coverage and kick return units before shifting to fullback as a sophomore.

- Earned his first Academic All-Big Ten Conference selection after helping the Badgers finish 15th in the nation and first in the Big 10 in rushing with 203.9 yards per game in 2010.

#### PERSONAL

- Attended Richland Center (Wisc.) High School, where he was a three-sport standout in football, basketball and track-&-field
- Played football for head coach Ed Levy, was tabbed a two-star prospect by *Rivals.com* as a tailback and strong safety for the Hornets.
- Served as team captain in each of his last three years.
- Earned All-Southwest Wisconsin Football Conference honors, as he scored four times on the ground, gaining 627 yards at tailback.
- Was class president and National Honors Society member who graduated with a 3.67 GPA.
- Majored in Sociology at Wisconsin.
- Son of Andrea and David Ewing



## DOMINIQUE FRANKS

### CORNERBACK

# 24

**HT:** 6'0" **WT:** 197  
**BIRTHDATE:** 10/28/87

**NFL EXP:** 4 **ACQ:** D5A '09 **4th YEAR WITH FALCONS**  
**COLLEGE:** UNIVERSITY OF OKLAHOMA

#### TRANSACTIONS

- Selected as a fifth round (135<sup>th</sup> pick overall) draft choice by Atlanta in 2010.
- Signed by the Falcons on September 6, 2012.

#### 2012 (FALCONS)

- Played in all 16 games as a reserve cornerback and on special teams. Totaled 14 tackles (10 solo) with two passes defended.
- Served as the Falcons primary punt returner, logging 21 punt returns for 163 yards, a 7.8 yards-per-return average and 18 fair catches.
- Notched a season-high six tackles (five solo) against Denver (9/17).

#### CAREER

- In three seasons with the Falcons, has appeared in 32 games with four starts while posting 36 tackles (24 solo) with three interceptions and eight passes defended.
- Appeared in 11 games with four starts. Posted 20 tackles (13 solo) with two interceptions and five passes defended in 2011.
- Played in two games as a rookie in 2010 and posted two tackles (one solo), one interception and one pass defended.

#### EXTRA POINTS

- In 2010, a participant in the Atlanta Falcons Rookie Club sponsored by UnitedHealthcare of Georgia, this program gives the players the opportunity to take part in several charitable events.

#### COLLEGE

- Started 28 of 40 career games at cornerback and totaled 95 tackles (62 solo), six interceptions, 15 passes defended, two fumble recoveries and one forced fumble.
- Served as a punt returner for the Sooners and ran back 29 career kicks for 346 yards and an average of 11.9 yards per return.
- Earned All-Big 12 first-team honors following his junior and senior seasons (2008-'09).

#### AUDIBLES

Franks started playing football at a young age but had to stop until he reached high school because he had an allergy to grass.

#### PERSONAL

- Attended Union High School in Tulsa, Oklahoma as a junior and senior and attended Owasso High School as a freshman and sophomore.
- Named the *Tulsa World* Oklahoma Player of the Year and first-team all-state as a senior.
- In 2005, was selected as the runner-up for the State Defensive Player of the Year award from *The Oklahoman*.
- Helped the Redskins to two Class 6A state titles as a junior and senior. Recorded seven interceptions, returning three for touchdowns as a senior, while adding five scores as a tailback and three TDs as a return specialist.





## FRANKS' CAREER DEFENSIVE STATISTICS

YEAR	GP/GS	TK	SO	AST	SK	YDS	INT	YDS	LG	TD	PD	FF	FR	YDS	TD
2010	ATL	2/0	2	1	1	0.0	0.0	1	40	40	0	1	0	0	0
2011	ATL	14/4	20	13	7	0.0	0.0	2	0	0	0	5	0	0	0
2012	ATL	16/0	14	10	4	0.0	0.0	0	0	0	0	2	0	0	0
TOTAL		32/4	36	24	12	0.0	0.0	3	40	40	0	8	0	0	0

## 2012 GAME-BY-GAME

DATE	OPP	TK	SO	SK	YDS	INT	YDS	FF	FR	PD
9/9	@ KC	0	0	0.0	0.0	0	0	0	0	0
9/17	DEN	6	5	0.0	0.0	0	0	0	0	0
9/23	@ SD	4	3	0.0	0.0	0	0	0	0	0
9/30	CAR	0	0	0.0	0.0	0	0	0	0	0
10/7	@ WSH	0	0	0.0	0.0	0	0	0	0	0
10/14	OAK	0	0	0.0	0.0	0	0	0	0	0
10/28	@ PHI	0	0	0.0	0.0	0	0	0	0	0
11/4	DAL	0	0	0.0	0.0	0	0	0	0	0
11/11	@ NO	0	0	0.0	0.0	0	0	0	0	0
11/18	ARZ	0	0	0.0	0.0	0	0	0	0	0
11/25	@ TB	0	0	0.0	0.0	0	0	0	0	0
11/29	NO	0	0	0.0	0.0	0	0	0	0	0
12/9	@ CAR	0	0	0.0	0.0	0	0	0	0	0
12/16	NYG	3	3	0.0	0.0	0	0	0	0	1
12/22	@ DET	2	1	0.0	0.0	0	0	0	0	0
12/30	TB	2	1	0.0	0.0	0	0	0	0	1
TOTALS		14	10	0.0	0.0	0	0	0	0	2
CAREER		35	23	0.0	0.0	3	40	0	0	8

## 2011 GAME-BY-GAME

DATE	OPP	TK	SO	SK	YDS	INT	YDS	FF	FR	PD
9/11	@ CHI									
9/18	PHI									
9/25	@ TB	1	0	0.0	0.0	0	0	0	0	0
10/2	@ SEA									
10/9	GB	0	0	0.0	0.0	0	0	0	0	0
10/16	CAR	0	0	0.0	0.0	0	0	0	0	0
10/23	@ DET	0	0	0.0	0.0	0	0	0	0	0
11/6	@ IND									
11/13	NO									
11/20	TEN	0	0	0.0	0.0	0	0	0	0	0
11/27	MIN	5	3	0.0	0.0	0	0	0	0	0
12/4	@ HOU	4	3	0.0	0.0	0	0	0	0	0
12/11	@ CAR	2	1	0.0	0.0	0	0	0	0	1
12/15	JAX	3	3	0.0	0.0	0	0	0	0	1
12/26	@ NO	0	0	0.0	0.0	1	0	0	0	2
1/1	TB	5	3	0.0	0.0	1	0	0	0	1
TOTALS		20	13	0.0	0.0	2	0	0	0	5
CAREER		22	14	0.0	0.0	3	40	0	0	6

## 2011 POSTSEASON

DATE	OPP	TK	SO	SK	YDS	INT	YDS	FF	FR	PD
1/8	@ NYG	5	3	0.0	0.0	0	0	0	0	0
TOTALS		5	3	0.0	0.0	0	0	0	0	0


## 2010 GAME-BY-GAME

DATE	OPP	TK	SO	SK	YDS	INT	YDS	FF	FR	PD
9/12	PIT									
9/19	ARI	2	1	0.0	0.0	1	40	0	0	1
9/26	@ NO									
10/3	SF									
10/10	@ CLE									
10/17	@ PHI									
10/24	CIN									
11/7	TB									
11/11	BAL									
11/21	@ STL									
11/28	GB									
12/5	@ TB									
12/12	@ CAR									
12/19	@ SEA									
12/27	NO									
1/2	CAR									
TOTALS		2	1	0.0	0.0	1	40	0	0	1

## 2010 POSTSEASON

DATE	OPP	TK	SO	SK	YDS	INT	YDS	FF	FR	PD
1/15	GB									
TOTALS		0	0	0.0	0.0	0	0	0	0	0





## TONY GONZALEZ

### TIGHT END

88



#### PRO BOWL YEARS

2012, 2011, 2010, 2008, 2007, 2006, 2005,  
2004, 2003, 2002, 2001, 2000, 1999

**HT:** 6'5" **WT:** 247  
**BIRTHDATE:** 2/27/76

**NFL EXP:** 16 **ACQ:** TR '09 **5th YEAR WITH FALCONS**  
**COLLEGE:** UNIVERSITY OF CALIFORNIA

#### TRANSACTIONS

- Originally selected in the first round (13th overall) by the Kansas City Chiefs in the 1997 NFL Draft.
- Traded to the Falcons for Atlanta's second round selection in the 2010 NFL Draft on April 23, 2009.
- Re-signed with the Falcons on March 14, 2013.

#### 2012 (FALCONS)

- Continued to show he is one of the premiere tight ends in football in 2012, posting a team-high 93 receptions for 930 yards with eight touchdowns.
- Was named to the Pro Bowl for the 13th time in his career and the third time as a Falcon. Also earned first-team All Pro honors from the *Associated Press*, marking the ninth time he's been named an All Pro.
- Caught six passes for 51 yards and a touchdown in the NFC Divisional Playoff game against Seattle (1/13), earning his first career playoff win.
- Tied WR Tim Brown's NFL record with his 10th consecutive 70-catch season. He has eclipsed 70 catches 13 times in his career and currently holds the longest active streak with a reception in 195 straight games.
- In 2012, Gonzalez became the first tight end in NFL history to record 90-or-more receptions in five seasons.
- Caught two touchdowns at New Orleans in Week 10, becoming the first tight end and eighth player in NFL history to catch 100 touchdown passes.
- Moved into sixth on the NFL's all-time touchdown receptions list with 103 career scores, passing WR Tim Brown and WR Steve Largent with his two touchdown performance at New Orleans (11/11).
- Joined WR Jerry Rice as the second player in NFL history to record over 1,200 career receptions.
- Became the first tight end in League history to have over 14,000 yards receiving in a career, accomplishing the feat at Tampa Bay (11/25).



Gonzalez has more career receptions (1,242), receiving yards (14,268), touchdown catches (103), 100-yard games (30), Pro Bowl appearances (12) and 1,000-yard seasons (four) than any other tight end in NFL history.

- Joined Hall of Fame WR Jerry Rice as the only players in NFL history to record 15 seasons with 50-or-more receptions

- His 93 receptions in 2012 were tied for the fifth highest single-season total in Falcons history. Only WR Roddy White (115 & 100), Terance Mathis (111), and Eric Metcalf (104) have caught more passes in a single season.

#### CAREER

- In 16 NFL seasons, has earned 13 Pro Bowl appearances and nine first or second-team *Associated Press* All-Pro selections.
- Will enter the 2013 season looking to extend his streak of catching at least one pass in a game, which currently stands at 195 contests. His streak, is the longest by a tight end in NFL history, passing Ozzie Newsome (150) in 2010.
- Holds NFL records for career receptions (1,242), receiving yards (14,268), touchdown catches (103), 100-yard receiving games (30), Pro Bowl appearances (13) and 1,000-yard seasons (four) among all tight ends.
- Is the only tight end to ever register six 100-yard receiving games in a single season (2000, 2004).
- Has recorded 13 70-catch seasons, 14 60-catch campaigns and 15 50-catch seasons, more than any other tight end in NFL history. Became just the second player and first tight end in League history to produce 15 consecutive seasons with 50-or-more receptions.
- His 1,242 career catches rank second in NFL history and first among active players.



- Ranks sixth in touchdown receptions (103) and seventh in receiving yards (14,268) among all receivers in NFL history.
- Is the only tight end in League history to record 900-or-more receiving yards in nine seasons and currently stands as only the third tight end (Ozzie Newsome, Cleveland and Shannon Sharpe, Denver) in NFL history to lead their respective franchises in all-time receiving.
- Started all 16 contests and posted 80 receptions, for 875 yards with seven touchdowns en route to his 12 Pro Bowl selection in 2011.
- Became just the seventh player and first tight end in league history to tally 1,000 career receptions after hauling in two passes at Pittsburgh (9/12/10).
- Started all 16 contests and finished the season ranked second on the team in receiving yards (656) and receptions (70) in 2010.
- Registered four catches for 26 yards at Seattle (12/19/10) and became the first player in NFL history to record 12 consecutive 60-plus catch seasons, surpassing WR Jerry Rice's previous mark of 11 seasons.
- Became only the 21st receiver in NFL history to reach 11,000 career receiving yards following the season opener of the 2010 season.
- Set a Falcons franchise record for the most receptions by a tight end in a single season (83) in 2009, topping Alge Crumpler's old mark of 65 (2005).
- Owns 11 career games with double-digit receptions, the most of any player in Kansas City history.
- No player in Chiefs history reached the 300-yard reception plateau quicker than Gonzalez, who got there in 71 games.
- Caught his 500th career pass in his 118th game, which marked the second-fastest pace by a tight end in NFL history.
- Ranks third in Chiefs history with 76 total touchdowns and fifth in total points with 460.
- Has missed just two starts over the past 12 seasons averaging 76.4 receptions, 890.2 receiving yards and 6.3 touchdowns per season over his 14-year career.
- Joined Kansas City wide receiver Carlos Carson (1983-84) as the only other player in team history to register back-to-back 1,000-yard campaign
- Received the Chiefs prestigious Mack Lee Hill Award bestowed annually to Kansas City's top rookie or first-year player after compiling 33 catches for 368 yards and two touchdowns during his ini-

tial pro season.

- Passed Ozzie Newsome for the most starts by a tight end in League history at Pittsburgh (9/12).
- Gonzalez's career receptions, receiving yards and touchdowns already top Pro Football Hall of Famers Charlie Sanders, Jackie Smith, Mike Ditka, John Mackey, Ozzie Newsome, Kellen Winslow and Dave Casper.
- Named to the Sporting News Magazine and Sports Illustrated NFL All-Decade teams.

### EXTRA POINTS

- Has own personal charitable foundation, the Shadow Buddies Foundation.
- In October 2010, spent the afternoon in the Zone at Scottish Rite Children's Hospital in Atlanta. As part of the Shadow Buddies Foundation, Tony and his wife treated several children to a makeup day and spa day. They also spent time visiting with several patients, signing autographs and taking pictures.
- In December 2010, hosted a Shop with a Jock event in Atlanta for children from the Atlanta Union Mission treating several children to a holiday shopping spree and a meal at a local WalMart.

### COLLEGE

- Played in 33 games in three seasons at California, catching 89 passes for 1,302 yards (14.6 avg.) with eight touchdowns.
- Also saw action in 82 career contests (16 starts) as a member of the Cal basketball squad, averaging 6.4 points and 4.3 rebounds per game.
- Flourished under the offense of then-Cal head coach Steve Mariucci as a junior in '96, playing in 12 games, catching 46 receptions for 699 yards (15.9 avg.) and five TDs, earning first-team All-America accolades.
- On the basketball court, he helped lead Cal to the "Sweet 16" of the NCAA Tournament, playing in 28 games (six starts), averaging 6.8 points and 4.5 rebounds per game.

### PERSONAL

- Lettered in both football and basketball at Huntington Beach High School in Huntington Beach, California.
- Helped launch an adaptive and interactive fitness app called FitStar in 2013.
- Caught 62 passes for 945 yards and 13 touchdowns as a senior, earning first-team All-America selection as a tight end and a linebacker.



- Orange County & Sunset League MVP in basketball as he averaged 26.0 ppg. and shot 65 percent from the field (234 of 365) in his final year.
- Was named the Co-Orange County High School Athlete of the Year along with Tiger Woods.
- Inducted into the Boys & Girls Club National Hall of Fame in Boston in May of 2006.
- Was named the "2004 NFL Good Guy" by *Sporting News* for his charitable efforts.
- Authored a book for adolescents in 2005 titled *Catch & Connect*, giving practical advice on growing up based on Tony's experiences.
- Formed the "Tony Gonzalez Foundation" in '98, which supports the Shadow Buddies program, as well as the Boys & Girls Clubs. Shadow Buddies are smiling dolls given to ill individuals, particularly children and the elderly.
- Developed the "Elite 88" program based on his touchdown catches to benefit the Shadow Buddies program in 2003.
- Introduced his "Books and Buddies" program in 2003, to help bridge the gap between teenagers and senior citizens. This program received the Presidential Volunteer Award in 2004.
- In recognition of his Hispanic heritage, paired with the Shadow Buddies Foundation to serve a holiday meal for 156 families from El Centro, Inc., a social service agency serving families in predominantly Hispanic neighborhoods in the Kansas City area. Each family received a \$75 Price Chopper gift certificate and every child received a new toy. El Centro received new classroom materials and toys. Upgrades to the school included fresh paint, a new clothes dryer, as well as a full cleaning of the floors and windows.
- Named to Ingram's prestigious "40 Under 40" list, which annually honors Kansas City's most influential and accomplished leaders under 40 years old. Was named the "2004 NFL Good Guy" by *Sporting News* for his charitable efforts.
- Named the 2000 Boys and Girls Clubs of Greater Kansas City "Role Model of the Year" as selected by the children.
- A communications major.
- Full name: Anthony Gonzalez.
- Gonzalez and his wife, Tobie, have one daughter, Malia (3) and one son, River (2). Gonzalez also has a son, Nikko (9).



GONZALEZ'S CAREER STATISTICS												
		RECEIVING						RUSHING				
YEAR		GP/GS	REC	YDS	AVG	LG	TD	ATT	YDS	AVG	LG	TD
1997	KC	16/0	33	368	11.2	30	2	0	0	0.0	0	0
1998	KC	16/16	59	621	10.5	32	2	0	0	0.0	0	0
1999	KC	15/15	76	849	11.2	73	11	0	0	0.0	0	0
2000	KC	16/16	93	1,203	12.9	39	9	0	0	0.0	0	0
2001	KC	16/16	73	917	12.8	36	6	1	9	9.0	9	0
2002	KC	16/16	63	773	12.3	42t	7	0	0	0.0	0	0
2003	KC	16/16	71	916	12.9	67	10	0	0	0.0	0	0
2004	KC	16/16	102	1,258	12.3	32	7	1	5	5.0	5	0
2005	KC	16/16	78	905	11.6	39	2	0	0	0.0	0	0
2006	KC	15/15	73	900	12.3	57	5	0	0	0.0	0	0
2007	KC	16/16	99	1,172	11.8	31	5	0	0	0.0	0	0
2008	KC	16/16	96	1,058	11.0	35	10	0	0	0.0	0	0
2009	ATL	16/16	83	867	10.4	27	6	0	0	0.0	0	0
2010	ATL	16/16	70	656	9.4	34	6	0	0	0.0	0	0
2011	ATL	16/16	80	875	10.9	30	7	0	0	0.0	0	0
2012	ATL	16/16	93	930	10.0	25	8	0	0	0.0	0	0
<b>TOTALS</b>		254/238	1,242	14,268	11.5	73t	103	2	14	7.0	9	0

GONZALEZ'S CAREER POSTSEASON STATISTICS												
		RECEIVING						RUSHING				
YEAR		GP/GS	REC	YDS	AVG	LG	TD	ATT	YDS	AVG	LG	TD
1997	KC	1/0	3	26	8.7	12	1	0	0	0.0	0	0
2003	KC	1/1	4	55	13.8	22	0	0	0	0.0	0	0
2006	KC	1/1	4	25	6.3	9	1	0	0	0.0	0	0
2010	ATL	1/1	1	7	7.0	7	0	0	0	0.0	0	0
2011	ATL	1/1	4	44	11.0	16	0	0	0	0.0	0	0
2011	ATL	1/1	4	44	11.0	16	0	0	0	0.0	0	0
2012	ATL	2/2	14	129	14.2	19	2	0	0	0.0	0	0
<b>TOTALS</b>		8/7	34	330	9.7	22	4	0	0	0.0	0	0

- Additional Statistics: Blocked a punt that he returned nine yards vs. San Francisco (11/30/97). Recovered an onside kick for no yards at Philadelphia (9/27/98). Has caught two two-point conversions – one from Elvis Grbac at St. Louis (10/26/97) and one from Trent Green vs. Pittsburgh (10/14/01). Completed a 40-yard pass to Mikhael Ricks at San Diego (11/4/01). Has two rushes for 14 yards – one for nine yards at Jacksonville (12/30/01) and one for five yards at San Diego (1/2/05).





## GONZALEZ'S BEST GAMES

RECEPTIONS	YARDS	LONG	TOUCHDOWNS
14 @ SD (1/2/05)	147 @ NE (12/4/00)	73t @ OAK (11/28/99)	3 vs. MIA (9/29/02)
13, Two Times	144 @ SD (1/2/05)	67 @ GB (10/12/03)	2, 16 Times
Last @ WAS (10/7/12)	140, Two Times	57 vs. SD (10/22/06)	Last at NO (11/11/12)
11, Three Times	Last vs. SD (12/2/07)		
Last @ NO (11/11/12)			

## HONORS

**2012:**

- Named to the AFC-NFC Pro Bowl
- Associated Press first-team All-Pro

**2011:**

- Named to the AFC-NFC Pro Bowl

**2010:**

- Named to the AFC-NFC Pro Bowl

**2009:**

- Voted to the NFL, Sporting News Magazine and Sports Illustrated All-Decade Team

**2008:**

- AFC-NFC Pro Bowl
- Associated Press first-team All-Pro
- Derrick Thomas Award as the Chiefs Most Valuable Player

**2007:**

- AFC-NFC Pro Bowl
- Associated Press second-team All-Pro

**2006:**

- AFC-NFC Pro Bowl
- Associated Press second-team All-Pro

**2005:**

- AFC-NFC Pro Bowl

**2004:**

- AFC-NFC Pro Bowl
- Associated Press second-team All-Pro

**2003:**

- AFC-NFC Pro Bowl
- Associated Press first-team All-Pro

**2002:**

- AFC-NFC Pro Bowl

**2001:**

- AFC-NFC Pro Bowl
- Associated Press first-team All-Pro

**2000:**

- AFC-NFC Pro Bowl
- Associated Press first-team All-Pro

**1999:**

- AFC-NFC Pro Bowl
- Associated Press first-team All-Pro

**1997:**

- Mack Lee Hill Award: Chiefs Rookie of the Year Award



2012 GAME-BY-GAME											
DATE	OPP	RECEIVING					RUSHING				
		REC	YDS	AVG	LG	TD	RUSH	YDS	AVG	LG	TD
9/9	@ KC	5	53	10.6	25	1	0	0	0.0	0	0
9/17	DEN	7	70	10.0	16	1	0	0	0.0	0	0
9/23	@ SD	9	91	10.1	15	1	0	0	0.0	0	0
9/30	CAR	5	51	10.2	14	0	0	0	0.0	0	0
10/7	@ WSH	13	123	9.5	21	1	0	0	0.0	0	0
10/14	OAK	4	42	10.5	13	0	0	0	0.0	0	0
10/28	@ PHI	3	29	9.7	11	0	0	0	0.0	0	0
11/4	DAL	4	36	9.0	15	0	0	0	0.0	0	0
11/11	@ NO	11	122	11.1	19	2	0	0	0.0	0	0
11/18	ARZ	3	33	11.0	12	0	0	0	0.0	0	0
11/25	@ TB	5	62	12.4	20	0	0	0	0.0	0	0
11/29	NO	4	58	14.5	18	1	0	0	0.0	0	0
12/9	@ CAR	8	61	7.6	16	0	0	0	0.0	0	0
12/16	NYG	6	49	8.2	12	1	0	0	0.0	0	0
12/22	@ DET	1	9	9.0	9	0	0	0	0.0	0	0
12/30	TB	5	41	8.2	15	0	0	0	0.0	0	0
TOTALS		93	930	10.0	25	8	0	0	0.0	0	0
CAREER		1,242	14,268	11.5	73	103	2	14	7.0	9	0

2012 POSTSEASON											
		RECEIVING					RUSHING				
DATE	OPP	REC	YDS	AVG	LG	TD	RSH	YDS	AVG	LG	TD
1/13	SEA	6	51	8.5	19	1	0	0	0.0	0	0
1/20	SF	8	78	9.8	16	1	0	0	0.0	0	0
TOTALS		14	129	9.2	19	2	0	0	0.0	0	0

2011 GAME-BY-GAME											
		RECEIVING					RUSHING				
DATE	OPP	REC	YDS	AVG	LG	TD	RSH	YDS	AVG	LG	TD
9/11	@ CHI	5	72	14.4	30	0	0	0	0.0	0	0
9/18	PHI	7	83	11.9	17	2	0	0	0.0	0	0
9/25	@ TB	2	18	9.0	10	1	0	0	0.0	0	0
10/2	@ SEA	7	56	8.0	22	1	0	0	0.0	0	0
10/9	GB	6	60	10.0	23	0	0	0	0.0	0	0
10/16	CAR	3	29	9.7	13	0	0	0	0.0	0	0
10/23	@ DET	5	62	12.4	30	0	0	0	0.0	0	0
11/6	@ IND	4	36	9.0	20	1	0	0	0.0	0	0
11/13	NO	6	71	11.8	20	1	0	0	0.0	0	0
11/20	TEN	5	74	14.8	19	1	0	0	0.0	0	0
11/27	MIN	9	69	7.7	18	0	0	0	0.0	0	0
12/4	@ HOU	7	100	14.3	26	0	0	0	0.0	0	0
12/11	@ CAR	7	82	11.7	20	0	0	0	0.0	0	0
12/15	JAX	1	14	14.0	14	0	0	0	0.0	0	0
12/26	@ NO	5	41	8.2	9	0	0	0	0.0	0	0
1/1	TB	1	8	8.0	8	0	0	0	0.0	0	0
TOTALS		80	875	10.9	30	7	0	0	0.0	0	0

2011 POSTSEASON											
DATE	OPP	RECEIVING					RUSHING				
		REC	YDS	AVG	LG	TD	RSH	YDS	AVG	LG	TD
1/8	@ NYG	4	44	11.0	16	0	0	0	0.0	0	0
TOTALS		4	44	11.0	16	0	0	0	0.0	0	0

2010 GAME-BY-GAME											
		RECEIVING					RUSHING				
DATE	OPP	REC	YDS	AVG	LG	TD	RSH	YDS	AVG	LG	TD
9/12	@ PIT	2	35	17.5	20	0	0	0	0.0	0	0
9/19	ARI	2	19	9.5	13	0	0	0	0.0	0	0
9/26	@ NO	8	110	13.8	34	1	0	0	0.0	0	0
10/3	SF	7	41	5.9	11	0	0	0	0.0	0	0
10/10	@ CLE	5	41	8.2	16	0	0	0	0.0	0	0
10/17	@ PHI	3	19	6.3	13	2	0	0	0.0	0	0
10/24	CIN	2	27	13.5	22	0	0	0	0.0	0	0
11/7	TB	8	72	9.0	16	0	0	0	0.0	0	0
11/11	BAL	4	38	9.5	14	0	0	0	0.0	0	0
11/21	@ STL	4	46	11.5	16	0	0	0	0.0	0	0
11/28	GB	6	51	8.5	21	1	0	0	0.0	0	0
12/5	@ TB	3	38	12.7	17	0	0	0	0.0	0	0
12/12	@ CAR	4	28	7.0	11	1	0	0	0.0	0	0
12/19	@ SEA	4	26	6.5	9	0	1	0	0.0	0	0
12/27	NO	2	12	6.0	7	0	0	0	0.0	0	0
1/2	CAR	6	53	8.8	22	1	0	0	0.0	0	0
TOTALS		70	656	9.4	34	6	0	0	0.0	0	0

2010 POSTSEASON											
		RECEIVING					RUSHING				
DATE	OPP	REC	YDS	AVG	LG	TD	RSH	YDS	AVG	LG	TD
1/15	GB	1	7	7.0	7	0	0	0	0.0	0	0
TOTALS		1	7	7.0	7	0	0	0	0.0	0	0

2009 GAME-BY-GAME											
		RECEIVING					RUSHING				
DATE	OPP	REC	YDS	AVG	LG	TD	RSH	YDS	AVG	LG	TD
9/13	MIA	5	73	14.6	20t	1	0	0	0.0	0	0
9/20	CAR	7	71	10.1	24t	1	0	0	0.0	0	0
9/27	@ NE	1	16	16.0	16	0	0	0	0.0	0	0
10/11	@ SF	6	55	9.2	13	0	0	0	0.0	0	0
10/18	CHI	4	52	13.0	16	1	0	0	0.0	0	0
10/25	@ DAL	4	37	9.3	17	0	0	0	0.0	0	0
11/2	@ NO	6	89	14.8	27	0	0	0	0.0	0	0
11/8	WSH	5	41	8.2	13	1	0	0	0.0	0	0
11/15	@ CAR	6	67	11.2	14	0	0	0	0.0	0	0
11/22	@ NYG	8	82	10.3	18	1	0	0	0.0	0	0
11/29	TB	9	83	9.2	17	0	0	0	0.0	0	0
12/6	PHI	8	72	9.0	24	0	0	0	0.0	0	0
12/13	NO	6	50	8.3	18	0	0	0	0.0	0	0
12/20	@ NYJ	3	32	10.7	15	1	0	0	0.0	0	0
12/27	BUF	2	17	8.5	9	0	0	0	0.0	0	0
1/3	@ TB	3	30	10.0	12	0	0	0	0.0	0	0
TOTALS		83	867	10.4	27	6	0	0	0.0	0	0

2008 GAME-BY-GAME											
		RECEIVING					RUSHING				
DATE	OPP	REC	YDS	AVG	LG	TD	RSH	YDS	AVG	LG	TD
9/7	@ NE	6	55	9.2	20	0	0	0	0.0	0	0
9/14	OAK	5	39	7.8	12	1	0	0	0.0	0	0
9/21	@ ATL	4	35	8.8	12	0	0	0	0.0	0	0
9/28	DEN	3	47	15.7	23	1	0	0	0.0	0	0
10/5	@ CAR	3	17	5.7	8	0	0	0	0.0	0	0
10/19	TEN	6	97	16.2	28	0	0	0	0.0	0	0
10/26	@ NYJ	6	79	13.2	21	1	0	0	0.0	0	0
11/2	TB	7	62	8.9	16	0	0	0	0.0	0	0
11/9	@ SD	10	113	11.3	34	2	0	0	0.0	0	0
11/16	NO	5	39	7.8	11	0	0	0	0.0	0	0
11/23	BUF	10	113	11.3	35	1	0	0	0.0	0	0
11/30	@ OAK	8	110	13.8	23	0	0	0	0.0	0	0
12/7	@ DEN	5	73	14.6	24	1	0	0	0.0	0	0
12/14	SD	6	62	10.3	16	1	0	0	0.0	0	0
12/21	MIA	7	64	9.1	15	1	0	0	0.0	0	0
12/28	@ CIN	5	53	10.6	15	1	0	0	0.0	0	0
TOTALS		96	1,058	11.0	35	10	0	0	0.0	0	0



2007 GAME-BY-GAME											
DATE	OPP	RECEIVING					RUSHING				
		REC	YDS	AVG	LG	TD	RSH	YDS	AVG	LG	TD
9/9	@ HOU	5	28	5.6	9	0	0	0	0.0	0	0
9/16	@ CHI	4	43	10.8	26	0	0	0	0.0	0	0
9/23	MIN	7	96	13.7	25	0	0	0	0.0	0	0
9/30	@ SD	5	71	14.2	22t	1	0	0	0.0	0	0
10/7	JAX	8	100	12.5	22	0	0	0	0.0	0	0
10/14	CIN	9	102	11.3	26t	2	0	0	0.0	0	0
10/21	@ OAK	4	66	16.5	20	0	0	0	0.0	0	0
11/4	GB	10	109	10.9	25	1	0	0	0.0	0	0
11/11	DEN	3	29	9.7	10	0	0	0	0.0	0	0
11/18	@ IND	4	46	11.5	18	0	0	0	0.0	0	0
11/25	OAK	3	48	16.0	22	0	0	0	0.0	0	0
12/2	SD	10	140	14.0	31	0	0	0	0.0	0	0
12/9	@ DEN	7	76	10.9	15t	1	0	0	0.0	0	0
12/16	TEN	3	17	5.7	6	0	0	0	0.0	0	0
12/23	@ DET	10	137	13.7	29	0	0	0	0.0	0	0
12/30	@ NYJ	7	64	9.1	17	0	0	0	0.0	0	0
TOTALS		99	1,172	11.8	31	5	0	0	0.0	0	0

2004 GAME-BY-GAME											
DATE	OPP	RECEIVING					RUSHING				
		REC	YDS	AVG	LG	TD	RSH	YDS	AVG	LG	TD
9/12	@ DEN	2	17	8.5	14	0	0	0	0.0	0	0
9/19	CAR	4	63	15.8	22	0	0	0	0.0	0	0
9/26	HOU	8	106	13.3	25	1	0	0	0.0	0	0
10/4	@ BAL	4	42	10.5	18	0	0	0	0.0	0	0
10/17	@ JAX	6	81	13.5	24t	1	0	0	0.0	0	0
10/24	ATL	2	19	9.5	12	0	0	0	0.0	0	0
10/31	IND	8	125	15.6	32	2	0	0	0.0	0	0
11/7	@ TB	9	123	13.7	29	1	0	0	0.0	0	0
11/14	@ NO	6	71	11.8	29	0	0	0	0.0	0	0
11/22	NE	7	86	12.3	22	0	0	0	0.0	0	0
11/28	SD	8	105	13.1	27	0	0	0	0.0	0	0
12/5	@ OAK	3	32	10.7	16	0	0	0	0.0	0	0
12/13	@ TEN	7	76	10.9	27	0	0	0	0.0	0	0
12/19	DEN	3	44	14.7	21	0	0	0	0.0	0	0
12/25	OAK	11	124	11.3	26t	2	0	0	0.0	0	0
1/2	@ SD	14	144	10.3	32	0	1	5	5.0	5	0
TOTALS		102	1,258	12.3	32	7	1	5	5.0	5	0

2006 GAME-BY-GAME											
DATE	OPP	RECEIVING					RUSHING				
		REC	YDS	AVG	LG	TD	RSH	YDS	AVG	LG	TD
9/10	CIN	10	81	8.1	21	1	0	0	0.0	0	0
9/17	@ DEN	2	7	3.5	7	0	0	0	0.0	0	0
10/1	SF	5	59	11.8	16	0	0	0	0.0	0	0
10/8	@ ARZ	1	25	25.0	25	0	0	0	0.0	0	0
10/15	@ PIT	3	15	5.0	8	0	0	0	0.0	0	0
10/22	SD	6	138	23.0	57	0	0	0	0.0	0	0
10/29	SEA	6	116	19.3	37	0	0	0	0.0	0	0
11/5	@ STL	5	63	12.6	25t	2	0	0	0.0	0	0
11/12	@ MIA	6	84	14.0	29	0	0	0	0.0	0	0
11/19	OAK	INACTIVE									
11/23	DEN	4	35	8.8	10	0	0	0	0.0	0	0
12/3	@ CLE	9	105	11.7	23t	2	0	0	0.0	0	0
12/10	BAL	3	31	10.3	18	0	0	0	0.0	0	0
12/17	@ SD	6	53	8.8	19	0	0	0	0.0	0	0
12/23	@ OAK	5	67	13.4	19	0	0	0	0.0	0	0
12/30	JAX	2	21	10.5	16	0	0	0	0.0	0	0
TOTALS		73	900	12.3	57	5	0	0	0.0	0	0

2003 GAME-BY-GAME											
DATE	OPP	RECEIVING					RUSHING				
		REC	YDS	AVG	LG	TD	RSH	YDS	AVG	LG	TD
9/7	SD	2	18	9.0	9	0	0	0	0.0	0	0
9/14	PIT	2	8	4.0	4	0	0	0	0.0	0	0
9/21	@ HOU	3	52	17.3	22	0	0	0	0.0	0	0
9/28	@ BAL	3	13	4.3	8	1	0	0	0.0	0	0
10/5	DEN	3	47	15.7	22	1	0	0	0.0	0	0
10/12	@ GB	4	121	30.3	67	1	0	0	0.0	0	0
10/20	@ OAK	3	87	29.0	40	0	0	0	0.0	0	0
10/26	BUF	6	65	10.8	26	1	0	0	0.0	0	0
11/9	CLE	7	70	10.0	14t	1	0	0	0.0	0	0
11/16	@ CIN	7	86	12.3	15	1	0	0	0.0	0	0
11/23	OAK	4	36	9.0	16	0	0	0	0.0	0	0
11/30	@ SD	4	28	7.0	16	2	0	0	0.0	0	0
12/7	@ DEN	6	73	12.2	31	0	0	0	0.0	0	0
12/14	DET	6	93	15.5	32	2	0	0	0.0	0	0
12/20	@ MIN	5	65	13.0	27	0	0	0	0.0	0	0
12/28	CHI	6	54	9.0	17	0	0	0	0.0	0	0
TOTALS		71	916	12.9	67	10	0	0	0.0	0	0

2006 POSTSEASON											
DATE	OPP	RECEIVING					RUSHING				
		REC	YDS	AVG	LG	TD	RSH	YDS	AVG	LG	TD
1/6	@ IND	4	25	6.3	9	1	0	0	0.0	0	0
TOTALS		4	25	6.3	9	1	0	0	0.0	0	0

2003 POSTSEASON											
DATE	OPP	RECEIVING					RUSHING				
		REC	YDS	AVG	LG	TD	RSH	YDS	AVG	LG	TD
1/11	IND	4	55	13.8	22	0	0	0	0.0	0	0
TOTALS		4	55	13.8	22	0	0	0	0.0	0	0

2005 GAME-BY-GAME											
DATE	OPP	RECEIVING					RUSHING				
		REC	YDS	AVG	LG	TD	RSH	YDS	AVG	LG	TD
9/11	NYJ	4	51	12.8	17	0	0	0	0.0	0	0
9/18	@ OAK	5	44	8.8	13	0	0	0	0.0	0	0
9/26	@ DEN	5	29	5.8	7	0	0	0	0.0	0	0
10/2	PHI	2	5	2.5	4	0	0	0	0.0	0	0
10/16	WAS	2	13	6.5	11	0	0	0	0.0	0	0
10/21	@ MIA	7	67	9.6	18	0	0	0	0.0	0	0
10/30	@ SD	7	97	13.9	36	1	0	0	0.0	0	0
11/6	OAK	5	70	14.0	33	0	0	0	0.0	0	0
11/13	@ BUF	8	81	10.1	19	0	0	0	0.0	0	0
11/20	@ HOU	9	98	10.9	24	0	0	0	0.0	0	0
11/27	NE	4	63	15.8	21	0	0	0	0.0	0	0
12/4	DEN	1	25	25.0	25t	1	0	0	0.0	0	0
12/11	@ DAL	5	94	18.8	39	0	0	0	0.0	0	0
12/17	@ NYG	4	51	12.8	25	0	0	0	0.0	0	0
12/24	SD	5	58	11.6	19	0	0	0	0.0	0	0
1/1	CIN	5	59	11.8	27	0	0	0	0.0	0	0
TOTALS		78	905	11.6	39	2	0	0	0.0	0	0

2002 GAME-BY-GAME											
		RECEIVING					RUSHING				
DATE	OPP	REC	YDS	AVG	LG	TD	RSH	YDS	AVG	LG	TD
9/8	@ CLE	5	87	17.4	30	1	0	0	0.0	0	0
9/15	JAX	3	34	11.3	17	1	0	0	0.0	0	0
9/22	@ NE	1	17	17.0	17	0	0	0	0.0	0	0
9/29	MIA	7	140	20.0	42t	3	0	0	0.0	0	0
10/6	@ NYJ	4	25	6.3	11	0	0	0	0.0	0	0
10/13	@ SD	2	11	5.5	8	1	0	0	0.0	0	0
10/20	DEN	5	58	11.6	23	0	0	0	0.0	0	0
10/27	OAK	6	57	9.5	24	0	0	0	0.0	0	0
11/10	@ SF	1	6	6.0	6	0	0	0	0.0	0	0
11/17	BUF	2	17	8.5	15	0	0	0	0.0	0	0
11/24	@ SEA	4	51	12.8	17	0	0	0	0.0	0	0
12/1	ARZ	4	74	18.5	29	1	0	0	0.0	0	0
12/8	STL	5	38	7.6	16	0	0	0	0.0	0	0
12/15	@ DEN	4	58	14.5	25	0	0	0	0.0	0	0
12/22	SD	6	65	10.8	32	0	0	0	0.0	0	0
12/28	@ OAK	4	35	8.8	16	0	0	0	0.0	0	0
TOTALS		63	773	12.3	42t	7	0	0	0.0	0	0



2001 GAME-BY-GAME											
DATE	OPP	RECEIVING					RUSHING				
		REC	YDS	AVG	LG	TD	RSH	YDS	AVG	LG	TD
9/9	OAK	5	81	16.2	23	0	0	0	0.0	0	0
9/23	NYG	5	43	8.6	16	0	0	0	0.0	0	0
9/30	@ WAS	5	88	17.6	35	1	0	0	0.0	0	0
10/7	@ DEN	8	129	16.1	35	0	0	0	0.0	0	0
10/14	PIT	5	46	9.2	11	0	0	0	0.0	0	0
10/21	@ ARZ	4	58	14.5	25	0	0	0	0.0	0	0
10/25	IND	3	75	25.0	35	1	0	0	0.0	0	0
11/4	@ SD	4	42	10.5	14	0	0	0	0.0	0	0
11/11	@ NYJ	5	43	8.6	13	1	0	0	0.0	0	0
11/25	SEA	6	71	11.8	26	0	0	0	0.0	0	0
11/29	PHI	4	28	7.0	14	0	0	0	0.0	0	0
12/9	@ OAK	4	51	12.8	24t	1	0	0	0.0	0	0
12/16	DEN	3	53	17.7	36	0	0	0	0.0	0	0
12/23	SD	2	22	11.0	16	0	0	0	0.0	0	0
12/30	@ JAX	8	78	9.8	14	2	1	9	9.0	9	0
1/6	@ SEA	2	9	4.5	9	0	0	0	0.0	0	0
TOTALS		73	917	12.8	36	6	1	9	9.0	9	0

1998 GAME-BY-GAME											
DATE	OPP	RECEIVING					RUSHING				
		REC	YDS	AVG	LG	TD	RSH	YDS	AVG	LG	TD
9/6	OAK	3	47	15.7	31	0	0	0	0.0	0	0
9/13	@ JAX	7	67	9.6	16	0	0	0	0.0	0	0
9/20	SD	3	24	8.0	11	0	0	0	0.0	0	0
9/27	@ PHI	3	31	10.3	15	0	0	0	0.0	0	0
10/4	SEA	3	18	6.0	11	0	0	0	0.0	0	0
10/11	@ NE	2	25	12.5	16	0	0	0	0.0	0	0
10/26	PIT	3	49	16.3	31	0	0	0	0.0	0	0
11/1	NYJ	4	18	4.5	6	0	0	0	0.0	0	0
11/8	@ SEA	2	10	5.0	7	0	0	0	0.0	0	0
11/16	DEN	4	35	8.8	16	0	0	0	0.0	0	0
11/22	@ SD	1	32	32.0	32	0	0	0	0.0	0	0
11/29	ARZ	4	32	8.0	19	0	0	0	0.0	0	0
12/6	@ DEN	4	24	6.0	11	0	0	0	0.0	0	0
12/13	DAL	5	65	13.0	18	0	0	0	0.0	0	0
12/20	@ NYG	6	68	11.3	19	1	0	0	0.0	0	0
12/26	@ OAK	5	76	15.2	24	1	0	0	0.0	0	0
TOTALS		59	621	10.5	32	2	0	0	0.0	0	0

2000 GAME-BY-GAME											
DATE	OPP	RECEIVING					RUSHING				
		REC	YDS	AVG	LG	TD	RSH	YDS	AVG	LG	TD
9/3	IND	2	34	17.0	26	0	0	0	0.0	0	0
9/10	@ TEN	2	16	8.0	9	0	0	0	0.0	0	0
9/17	SD	4	43	10.8	33	0	0	0	0.0	0	0
9/24	@ DEN	10	127	12.7	17	1	0	0	0.0	0	0
10/2	SEA	3	34	11.3	15t	1	0	0	0.0	0	0
10/15	OAK	7	100	14.3	22	1	0	0	0.0	0	0
10/22	STL	5	117	23.4	39	1	0	0	0.0	0	0
10/29	@ SEA	8	101	12.6	22	0	0	0	0.0	0	0
11/5	@ OAK	9	134	14.9	29	0	0	0	0.0	0	0
11/12	@ SF	4	46	11.5	13	0	0	0	0.0	0	0
11/19	BUF	9	76	8.4	13t	2	0	0	0.0	0	0
11/26	@ SD	0	0	0.0	0	0	0	0	0.0	0	0
12/4	@ NE	11	147	13.4	29	1	0	0	0.0	0	0
12/10	CAR	10	96	9.6	14	1	0	0	0.0	0	0
12/17	DEN	4	46	11.5	17	0	0	0	0.0	0	0
12/24	@ ATL	5	86	17.2	23	1	0	0	0.0	0	0
TOTALS		93	1,203	12.9	39	9	0	0	0.0	0	0

1997 GAME-BY-GAME											
DATE	OPP	RECEIVING					RUSHING				
		REC	YDS	AVG	LG	TD	RSH	YDS	AVG	LG	TD
8/31	@ DEN	1	22	22.0	22	0	0	0	0.0	0	0
9/8	@ OAK	2	23	11.5	14	0	0	0	0.0	0	0
9/14	BUF	3	34	11.3	19	0	0	0	0.0	0	0
9/21	@ CAR	0	0	0.0	0	0	0	0	0.0	0	0
9/28	SEA	1	10	10.0	10	0	0	0	0.0	0	0
10/5	@ MIA	1	21	21.0	21t	1	0	0	0.0	0	0
10/16	SD	0	0	0.0	0	0	0	0	0.0	0	0
10/26	@ STL	4	53	13.3	20	0	0	0	0.0	0	0
11/3	PIT	4	56	14.0	30	0	0	0	0.0	0	0
11/9	@ JAX	7	69	9.9	17	0	0	0	0.0	0	0
11/16	DEN	0	0	0.0	0	0	0	0	0.0	0	0
11/23	@ SEA	4	37	9.3	16	0	0	0	0.0	0	0
11/30	SF	2	19	9.5	17	1	0	0	0.0	0	0
12/7	OAK	0	0	0.0	0	0	0	0	0.0	0	0
12/15	@ SD	3	15	5.0	7	0	0	0	0.0	0	0
12/22	NO	1	9	9.0	9	0	0	0	0.0	0	0
TOTALS		33	368	11.2	30	2	0	0	0.0	0	0

1999 GAME-BY-GAME											
DATE	OPP	RECEIVING					RUSHING				
		REC	YDS	AVG	LG	TD	RSH	YDS	AVG	LG	TD
9/12	@ CHI	INACTIVE									
9/19	DEN	2	27	13.5	20	0	0	0	0.0	0	0
9/26	DET	7	72	10.3	15	1	0	0	0.0	0	0
10/3	@ SD	7	68	9.7	14	1	0	0	0.0	0	0
10/10	NE	3	40	13.3	21	0	0	0	0.0	0	0
10/21	@ BAL	4	54	13.5	22t	2	0	0	0.0	0	0
10/31	SD	1	4	4.0	4	0	0	0	0.0	0	0
11/7	@ IND	3	37	12.3	15	0	0	0	0.0	0	0
11/14	@ TB	6	62	10.3	22	0	0	0	0.0	0	0
11/21	SEA	8	62	7.8	15	0	0	0	0.0	0	0
11/28	@ OAK	3	90	30.0	73t	1	0	0	0.0	0	0
12/5	@ DEN	5	35	7.0	15	1	0	0	0.0	0	0
12/12	MIN	6	63	10.5	13	2	0	0	0.0	0	0
12/18	PIT	6	93	15.5	23	2	0	0	0.0	0	0
12/26	@ SEA	9	86	9.6	19	0	0	0	0.0	0	0
1/2	OAK	6	56	9.3	19	1	0	0	0.0	0	0
TOTALS		76	849	11.2	73	11	0	0	0.0	0	0

1997 POSTSEASON											
DATE	OPP	RECEIVING					RUSHING				
		REC	YDS	AVG	LG	TD	RSH	YDS	AVG	LG	TD
1/11	IND	4	55	13.8	22	0	0	0	0.0	0	0
TOTALS		4	55	13.8	22	0	0	0	0.0	0	0



## HARLAND GUNN

### GUARD

**69**

**HT:** 6'2"    **WT:** 310  
**BIRTHDATE:** 8/30/89

**NFL EXP:** 2    **ACQ:** FA '12    2nd YEAR WITH FALCONS  
**COLLEGE:** MIAMI (FL)

#### TRANSACTIONS

- Signed by the Cowboys as a college free agent after the 2012 draft.
- Signed to the New Orleans Saints practice squad on September 2, 2012.
- Signed by the Atlanta Falcons off of the Saints practice squad on November 20, 2012.

#### 2012 (FALCONS)

- Spent the final six weeks of the 2012 season on the Falcons active roster, but did not see any game action.

#### COLLEGE

- Played four seasons at Miami and was a starter on the Hurricanes offensive line during his junior and senior seasons. As a senior in 2011, he did not allow a sack in pass protection and helped pave the way for RB Lamar Miller to rush for 1,272 yards.

#### AUDIBLES

Gunn's alma mater, Omaha Central High School, was named one of the top 10 high-school athletic programs in the country by *Sports Illustrated* 2007.

#### PERSONAL

- Played tackle at Central Omaha, Nebraska, High School, the same high school as Gale Sayers, Ahman Green, Calvin Jones, and Keith Jones.
- Earned his degree in criminology from Miami.



## JOSH HARRIS

### LONG SNAPPER

**47**

**HT:** 6'1"     **WT:** 224  
**BIRTHDATE:** 4/27/89

**NFL EXP:** 2     **ACQ:** FA '12     **5th YEAR WITH FALCONS**  
**COLLEGE:** AUBURN UNIVERSITY

#### TRANSACTIONS

- Signed by the Falcons as a College Free Agent on April 30, 2012.

#### 2012 (FALCONS)

- Played in all 16 games during his rookie season, serving as the Falcons long snapper on place kicks and punts.
- Snapped for K Matt Bryant who connected 33 of 38 field goal attempts (86.8 percent) in 2012, including all four of his attempts of 50 yards or longer. Also connected on all 44 of his extra point attempts and scored 143 points.
- Long snapped for Bryant's game winning field goal against Seattle (1/13) in the NFC Divisional round. Snapped on all three of his game winning field goals in 2012.

#### AUDIBLES

Harris was a member of Auburn's 2010 BCS National Championship winning team. The Tigers beat Harris' Falcons teammate WR Drew Davis and the Oregon Ducks to win the title.

#### COLLEGE

- Served as Auburn's long snapper on field goals, punts and PATs for the last three seasons, including 2010 when the Tigers won the BCS National Championship. The Carrollton, GA native was a SEC Academic Honor Roll selection in 2008 and 2009.

#### PERSONAL

- Native of Carrollton, GA. Began his career at Auburn as a walk on before earning a scholarship. Named the National Sigma Nu Athlete of the Year in 2011.
- Majored in Political Science





## JOE HAWLEY

### CENTER

# 61

**HT: 6'3"**    **WT: 302**  
**BIRTHDATE: 10/22/88**

**NFL EXP: 4**    **ACQ: D4 '10**    **4th YEAR WITH FALCONS**  
**COLLEGE: NEVADA - LOS VEGAS**

#### TRANSACTIONS

- Selected as a fourth round (117th pick overall) draft choice by Atlanta in 2010.

#### 2012 (FALCONS)

- Played in six games as a reserve offensive lineman and on special teams in 2012.
- Saw his first action in Atlanta's Week 4 win over Carolina (9/30) helping the offense post 121 rushing yards and a 6.4 yards per carry average.

#### CAREER

- In three seasons with the Falcons, has seen action in 37 games with 12 starts at center and right guard.
- Played in all 16 games with 12 starts in 2011. Helped pave the way for RB Michael Turner who led the NFC with 1,340 rushing yards and QB Matt Ryan who threw for a franchise record 4,177 passing yards.
- In 2011, made three starts at center before taking over as the starter at right guard for the final nine games of the season.
- Saw action in 15 games as a reserve offensive lineman during his rookie season in 2010.

#### EXTRA POINTS

- Teamed up with Operation Homefront of Georgia to treat military families to a special night of dinner and games at Dave & Busters at Sugarloaf Mills Mall in Duluth before Christmas in 2012.
- In 2010, a participant in the Atlanta Falcons Rookie Club sponsored by UnitedHealthcare of Georgia, this

#### AUDIBLES

Hawley was the first UNLV player drafted by the Falcons since DB Charles Dimry & WR George Thomas were selected in 1988.

program gives the players the opportunity to take part in several charitable events.

#### COLLEGE

- Competed in 47 career games with 33 starts at UNLV as a center and right guard.
- Started every contest as a junior and senior (2008-'09).
- A talented blocker who was a leader on the offensive line throughout his collegiate career.
- Won the Rebel Spirit Award, given to the senior who showed the most toughness, positive attitude and strong commitment to his teammates.

#### PERSONAL

- Attended Esperanza High School in Anaheim, California and was a three-year letterwinner for the Aztecs.
- Earned 2005 PrepStar All-West Region Honors as he helped his team to an 11-3 record and an appearance in the state finals.
- Was named the Sunset League Offensive Lineman of the Year in 2005.
- Also threw discus for the track team.



HAWLEY'S CAREER GAMES PLAYED/STARTED		
2012	2011	2010
ATL	ATL	ATL
6/0	16/12	15/0
<b>TOTAL</b>	<b>37/12</b>	

HAWLEY'S CAREER POSTSEASON GAMES PLAYED/STARTED	
2011	2010
ATL	ATL
1/1	1/0
<b>TOTAL</b>	<b>2/1</b>



## LAMAR HOLMES

### TACKLE

# 76

**HT:** 6'6" **WT:** 333  
**BIRTHDATE:** 7/8/89

**NFL EXP:** 2 **ACQ:** D3 '12 **2nd YEAR WITH FALCONS**  
**COLLEGE:** SOUTHERN MISSISSIPPI

#### TRANSACTIONS

- Selected as a third round (91<sup>st</sup> pick overall) draft choice by Atlanta in 2012.

#### 2012 (FALCONS)

- Played in one game as a reserve offensive lineman during his rookie season in 2012.

#### EXTRA POINTS

- Participates as a member of the Atlanta Falcons Rookie Club sponsored by UnitedHealthcare of Georgia, this program gives the players the opportunity to take part in several charitable events.

#### COLLEGE

- Played two seasons at Southern Miss after transferring from Itawamba Community College following the 2009 campaign.
- Was named a team captain by his teammates after transferring from junior college because of his work ethic.
- Earned first team All-Conference USA honors after paving the way for the Golden Eagles to post more than 6,000 yards of total offense for the first time in school history.

#### AUDIBLES

Holmes is the first football player from his alma mater, Hunter Huss High School (NC) to be selected in the NFL Draft.

- Protected QB Austin Davis' blind side, helping the quarterback throw for 3,496 yards with 30 touchdowns, and blocked for a rushing attack that averaged 205.1 yards per game.
- In his first season at Southern Miss, played in 12 games with five starts and helped Davis earn second team All-Conference USA honors after throwing for 3,103 yards.
- Played two seasons at Itawamba Community College, where he earned NJCAA Preseason All-America honors prior to the 2009 season and was a first-team MACJC North pick during his freshman campaign.
- Rivals.com ranked Holmes as a four-star performer and the number 18 junior college player in the nation.

#### HOLMES' CAREER GAMES PLAYED/STARTED

**2012**

**ATL**

1/0

**TOTALS 1/0**



## MARCUS JACKSON

### WIDE RECEIVER

**16**

**HT:** 6'1"     **WT:** 195  
**BIRTHDATE:** 5/20/89

**NFL EXP:** 1     **ACQ:** FA '12     2nd YEAR WITH FALCONS  
**COLLEGE:** LAMAR

#### TRANSACTIONS

- Signed by the Falcons as a College Free Agent on April 30, 2012.

#### 2012 (FALCONS)

- Served as a member of the Falcons practice squad during the 2012 season.

#### COLLEGE

- Posted 65 catches for 1,159 yards during his two seasons at Lamar, including 24 receptions for 432 yards and six touchdowns and a team leading 18.0 yards per catch as a senior.
- His eight touchdown catches in 2010 were the second most in school history.

#### AUDIBLES

Jackson helped lead Navarro Junior College to the number three ranking in the final NJCAA poll after the 2009 season.

- Hauled in 17 passes for 278 yards and four touchdowns at Navarro College, helping the Bulldogs to an 11-1 record and a number three ranking in the 2009 National Junior College Athletic Association.

#### PERSONAL

- Played quarterback at Tyler Lee High School in Tyler, Texas. Son of Marcus and Jackie Jackson.



## STEVEN JACKSON

### RUNNING BACK

# 39



**PRO BOWL YEARS**  
2010, 2009, 2006

**HT: 6'2" WT: 240**  
**BIRTHDATE: 7/22/83**

**NFL EXP: 10 ACQ: FA '13 1st YEAR WITH FALCONS**  
**COLLEGE: OREGON STATE**

#### TRANSACTIONS

- Selected as a first round (24th overall) draft pick by the St. Louis Rams in the 2004 NFL Draft.
- Signed a six-year contract with St. Louis on September 21, 2008.
- Signed by the Falcons as an unrestricted free agent on March 15, 2013.

#### 2012 (RAMS)

- Rushed for 1,042 yards with four touchdowns in 2012, giving him eight straight seasons with more than 1,000 rushing yards.
- Caught 38 passes for 321 yards (8.4 yards per reception).
- Ran for 101 yards on 29 carries with one touchdown at San Francisco (11/11), notching his first 100-yard game of the season and the 32nd of his career. Also moved past WR Torry Holt (12,732) for second on the Rams all-time all-purpose yardage list.
- Logged 13 carries for 81 yards vs. the New York Jets (11/18), notching the sixth highest per carry average of his career (6.2) when he rushed at least 10 times.
- Rushed for 139 yards on 24 carries at Arizona (11/25), marking his second 100-yard game of the season and his 33rd career 100-yard effort. Averaged 5.8 yards per carry and his 139 rushing yards were the 10th highest single game total of his career.
- Became the 27th player in NFL history to rush for 10,000 career yards vs. Minnesota (12/16). Totaled 146 scrimmage yards with 73 yards on 13 carries and 73 yards on eight receptions.
- Tied RB Eric Dickerson's Rams franchise record with his 56 career rushing touchdown, while adding 81 yards on 19 carries at Tampa Bay (12/23).
- Recorded his eighth consecutive 1,000-yard season on a 14-yard rush in the second quarter at Seattle (12/30).



Jackson is the only active running back in the NFL to record at least 10,000 rushing yards and 3,000 receiving yards. Additionally, he is one of just 14 players in NFL history to accomplish that feat.

#### CAREER

- In nine seasons, has logged 2,395 carries for 10,135 yards (4.2 yards per carry) with 56 touchdowns. He is the NFL's active rushing leader and has posted eight straight 1,000-yard seasons, which is the longest active streak in the NFL.
- Has caught 407 passes for 3,324 yards and eight touchdowns. Is one of 27 running backs in NFL history to record 400 receptions and is the NFL's active receiving leader among running backs.
- Is one of 14 running backs in NFL history to record 10,000 rushing yards and 3,000 receiving yards.
- Is one of 12 running backs in NFL history to record 10,000 rushing yards and 400 receptions.
- His current streak of eight consecutive 1,000-yard seasons is the longest active streak in the NFL, joining Emmitt Smith, Barry Sanders, Curtis Martin, Thurman Thomas and LaDainian Tomlinson as the only running backs to record at least eight straight 1,000-yard seasons.
- Since 2005, leads all running backs with 388 receptions and 3,135 receiving yards.
- Since 2005, has averaged 94.4 yards per game on the ground.
- Has 33 100-yard games in his career, which is tied for the second most in Rams history.
- His 2,295 career carries are the most in Rams history and his 407 receptions rank second behind Hall of Famer Marshall Faulk.
- His 90 receptions in 2006 tied RB Brian Westbrook for the sixth most catches by a running back in a single season.



## COLLEGE

- In 36 games at Oregon State, logged 743 carries for 3,625 yards (4.9-yards per carry) and 39 touchdowns. Added 680 yards and six touchdowns on 66 catches.
- His 4,545 all-purpose yards rank second in school history and he ranks second on the school's all-time scoring list with 276 points.

## PERSONAL

- Born Steven Rashad Jackson in Las Vegas, NV. He attended Eldorado High in Las Vegas where he was selected as first-team prep All-American and No. 1 prep player in Nevada by SuperPrep Magazine following his senior year

- He was an All-America pick by Prep Star after leading the state in rushing as senior with 2,764 yards and 34 touchdowns on 386 carries (7.1 average). He also caught 14 passes for 263 yards and three touchdowns, giving him 226 points for the season.
- Jackson was named Player of the Year in Nevada and Southern Nevada's Co-Offensive Player of the Year as a senior. He earned first-team All-Conference (Sunrise Region) honors as a senior as well as first-team all-state honors. He set school records with 3,976 rushing yards and 51 rushing touchdowns.

## JACKSON'S CAREER OFFENSIVE STATISTICS

RUSHING						RECEIVING					
YEAR	GP/GS	ATT	YDS	AVG	LG	TD	REC	YDS	AVG	LG	TD
2004 STL	14/3	134	673	5.0	48	4	19	189	9.9	28	0
2005 STL	15/15	254	1,046	4.1	51	8	43	320	7.4	27	2
2006 STL	16/16	346	1,528	4.4	59t	13	90	806	9.0	64T	3
2007 STL	12/12	237	1,002	4.2	54	5	38	271	7.1	37	1
2008 STL	12/11	253	1,042	4.1	56	7	40	379	9.5	53	1
2009 STL	15/15	324	1,416	4.4	58	4	51	322	6.3	38	0
2010 STL	16/16	330	1,241	3.8	42	6	46	383	8.3	49	0
2011 STL	15/15	260	1,145	4.4	47	5	42	333	7.9	50	1
2012 STL	16/16	257	1,042	4.1	46	4	38	321	8.4	22	0
<b>TOTALS</b>	131/119	2,395	10,135	4.2	59t	56	407	3,324	8.2	64t	8

## JACKSON'S BEST GAMES

RUSHES	RUSHING YARDS	LONG	TOUCHDOWNS
33 vs. WAS (12/24/06)	179 vs. JAX (10/30/05)	59t @ MIN (12/31/06)	3 @ MIN (12/31/06)
32 vs. SF (12/21/08)	161 @ ATL (12/28/08)	58 @ WAS (9/20/09)	3 vs. DAL (10/19/08)
30, Two Times	160 vs. DAL (10/19/08)	56t vs. DAL (10/19/08)	2, Four Times
Last @ ATL (12/28/08)			Last vs. NO (10/30/11)

## HONORS

### 2010:

- **Named to the AFC-NFC Pro Bowl**

### 2009:

- **Named to the AFC-NFC Pro Bowl**
- **Led the NFC with 1,416 rushing yards**
- **Associated Press** second-team All-Pro
- **Sporting News** second-team All-Pro

### 2006:

- **Named to the AFC-NFC Pro Bowl**
- **Associated Press** second-team All-Pro





## ROBERT JAMES LINEBACKER

# 51

**HT:** 5'11" **WT:** 224  
**BIRTHDATE:** 12/26/83

**NFL EXP:** 4 **ACQ:** D51 '08 4TH YEAR WITH FALCONS  
**COLLEGE:** ARIZONA STATE UNIVERSITY

### TRANSACTIONS

- Selected as a fifth round (138<sup>th</sup> pick overall) draft choice by Atlanta in 2008.
- Signed to the Falcons practice squad on September 6, 2009 and was elevated to the 53-man roster on December 29, 2009.
- Signed to the Falcons active roster on December 28, 2011.

### 2012 (FALCONS)

- Saw action in all 16 games as a core member of the Falcons special teams units. Tied S Chris Hope for the team lead with 10 special teams tackles.
- Recorded his first career tackle in Atlanta's Week 5 win at Washington (10/7).

### CAREER

- In five seasons in Atlanta, has spent time as a member of the Falcons practice squad and on the active roster. Established himself as a core special teamer in 2012.
- Served as a member of the Falcons practice squad for the first 15 weeks of the season in 2011.
- Was signed to the active roster for the regular season finale at Tampa Bay in 2010, where he saw action on special teams.
- In 2009, served on the Falcons practice squad before being elevated to the active roster on December 29 for the season finale.

### AUDIBLES

Falcons offensive coordinator Dirk Koetter was James' head coach at Arizona State during his freshman, sophomore and junior seasons.

### COLLEGE

- Started 19 of 42 games during his career at Arizona State, recording 174 tackles (102 solo), 5.5 sacks, 20 tackles for loss and five INTs.
- Earned All-America and All-Pac 10 Conference honors during his senior campaign.
- Helped the Sun Devils improve from a total defensive ranking of 51st in the nation in 2006 to 30th nationally in 2007 allowing 345.2 yards per game.

### PERSONAL

- Attended Maryvale High School (Arizona), lettering four times in football and twice in track.
- Earned second-team all-city honors as a DB and first-team accolades as a RB.
- Has one son, Robert James III.



## JAMES' CAREER DEFENSIVE STATISTICS

YEAR	GP/GS	TK	SO	AST	SK	YDS	INT	YDS	LG	TD	PD	FF	FR	YDS	TD
2008	ATL														
2009	ATL	1/0	0	0	0	0.0	0.0	0	0	0	0	0	0	0	0
2010	ATL														
2011	ATL	1/0	0	0	0	0.0	0.0	0	0	0	0	0	0	0	0
2012	ATL	16/0	1	0	0	0.0	0.0	0	0	0	0	0	0	0	0
TOTAL		18/0	1	0	0	0.0	0.0	0	0	0	0	0	0	0	0

## 2012 GAME-BY-GAME

DATE	OPP	TK	SO	SK	YDS	INT	YDS	FF	FR	PD
9/9	@ KC	0	0	0.0	0.0	0	0	0	0	0
9/17	DEN	0	0	0.0	0.0	0	0	0	0	0
9/23	@ SD	0	0	0.0	0.0	0	0	0	0	0
9/30	CAR	0	0	0.0	0.0	0	0	0	0	0
10/7	@ WSH	1	0	0.0	0.0	0	0	0	0	0
10/14	OAK	0	0	0.0	0.0	0	0	0	0	0
10/28	@ PHI	0	0	0.0	0.0	0	0	0	0	0
11/4	DAL	0	0	0.0	0.0	0	0	0	0	0
11/11	@ NO	0	0	0.0	0.0	0	0	0	0	0
11/18	ARZ	0	0	0.0	0.0	0	0	0	0	0
11/25	@ TB	0	0	0.0	0.0	0	0	0	0	0
11/29	NO	0	0	0.0	0.0	0	0	0	0	0
12/9	@ CAR	0	0	0.0	0.0	0	0	0	0	0
12/16	NYG	0	0	0.0	0.0	0	0	0	0	0
12/22	@ DET	0	0	0.0	0.0	0	0	0	0	0
12/30	TB	0	0	0.0	0.0	0	0	0	0	0
TOTALS		1	0	0.0	0.0	0	0	0	0	0
CAREER		1	0	0.0	0.0	0	0	0	0	0

## 2012 POSTSEASON

DATE	OPP	TK	SO	SK	YDS	INT	YDS	FF	FR	PD
1/13	SEA	0	0	0.0	0.0	0	0	0	0	0
1/20	SF	0	0	0.0	0.0	0	0	0	0	0
TOTALS		0	0	0.0	0.0	0	0	0	0	0

## 2011 GAME-BY-GAME

DATE	OPP	TK	SO	SK	YDS	INT	YDS	FF	FR	PD
9/11	@ CHI	2	0	0.0	0.0	0	0	0	0	0
9/18	PHI	-	-	-,-	-,-	-	-	-	-	-
9/25	@ TB	-	-	-,-	-,-	-	-	-	-	-
10/2	@ SEA	-	-	-,-	-,-	-	-	-	-	-
10/9	GB	-	-	-,-	-,-	-	-	-	-	-
10/16	CAR	-	-	-,-	-,-	-	-	-	-	-
10/23	@ DET	-	-	-,-	-,-	-	-	-	-	-
11/6	@ IND	-	-	-,-	-,-	-	-	-	-	-
11/13	NO	-	-	-,-	-,-	-	-	-	-	-
11/20	TEN	-	-	-,-	-,-	-	-	-	-	-
11/27	MIN	-	-	-,-	-,-	-	-	-	-	-
12/4	@ HOU	-	-	-,-	-,-	-	-	-	-	-
12/11	@ CAR	-	-	-,-	-,-	-	-	-	-	-
12/15	JAX	-	-	-,-	-,-	-	-	-	-	-
12/26	@ NO	SIGNED TO ACTIVE ROSTER 12/28/11								
1/1	TB	0	0	0.0	0.0	0	0	0	0	0
TOTALS		0	0	0.0	0.0	0	0	0	0	0

## 2011 POSTSEASON

DATE	OPP	TK	SO	SK	YDS	INT	YDS	FF	FR	PD
1/8	@ NYG	0	0	0.0	0.0	0	0	0	0	0
TOTALS		0	0	0.0	0.0	0	0	0	0	0



## PERIA JERRY

### DEFENSIVE TACKLE

# 94

**HT:** 6'2" **WT:** 295  
**BIRTHDATE:** 8/23/84

**NFL EXP:** 4 **ACQ:** D1 '09 **4th YEAR WITH FALCONS**  
**COLLEGE:** UNIVERSITY OF MISSISSIPPI

#### TRANSACTIONS

- Selected as a first round (24<sup>th</sup> pick overall) draft choice by Atlanta in 2009.

#### 2012 (FALCONS)

- Played in 14 games with nine starts. Logged a career-high 22 tackles (16 solo) with one fumble recovery.
- Recorded a career-high four total tackles in the NFC Divisional Playoff game against Seattle (1/13).
- Set a regular season career best with three tackles (two solo) at New Orleans (11/11).
- Recovered his first career fumble and collected three tackles (two solo) at Detroit (12/22).

#### CAREER

- After missing most of his rookie season with an injury, has contributed to the defensive line rotation with 42 tackles (16 solo), 2.0 sacks, one forced fumble, one fumble recovery, and two passes defensed.
- Played in all 16 games with four starts in 2011. Posted 11 tackles (three solo) with one pass defense and one forced fumble.
- In 2010, played in all 16 games as a member of the defensive line rotation. Recorded eight tackles (six solo) with two sacks and one pass defensed in 2010. Notched his first career sack at Philadelphia (10/17/10).
- Suffered an injury in the first game of his rookie season. Missed the remainder of the 2009 season.

#### EXTRA POINTS

- During the 2012 offseason, participated in the Fashion Funds the Cure, a fashion show to benefit the Rally Foundation, a local childhood cancer research foundation.

#### AUDIBLES

Seven Falcons have brothers that also play professional sports. Kevin & Zach Cone (MLB), Jonathan & Jordan Babineaux (NFL), Harry & Toney Douglas (NBA), Peria & John Jerry (NFL), Jacquizz & James Rodgers (NFL), Desmond, Marcus & Isaiah Trufant (NFL), and Robert Alford & Fred Booker (NFL).

#### COLLEGE

- In 38 career games at Ole Miss, totaled 132 tackles, 11.5 sacks, 33 tackles for loss, three passes defensed, two forced fumbles, two fumble recoveries and one interception.
- Named to the All-SEC team twice in his collegiate career (first team in '08 and second team in '07).

#### PERSONAL

- Competed at Hargrave Military Academy before joining the Ole Miss roster. Played in eight games at Hargrave in 2004 and was credited with 30 tackles and five sacks.
- Attended South Panola High School in Batesville, Mississippi and was selected as a first-team all-state and Class 5A Defensive Player of the Year by the Mississippi Association of Coaches.
- Made *Mobile Register's* Super Southeast 120 and was a member of *Max Emfinger's* Super South Top 200, which rated Jerry as the No. 6 inside linebacker in region.
- Helped South Panola finish with a perfect 15-0 record in 2003, which was good enough to win the Class 5A state championship.



## JERRY'S CAREER DEFENSIVE STATISTICS

YEAR	GP/GS	TK	SO	AST	SK	YDS	INT	YDS	LG	TD	PD	FF	FR	YDS	TD
2009 ATL	1/0	1	0	1	0.0	0.0	0	0	0	0	0	0	0	0	0
2010 ATL	16/0	8	6	2	2.0	15.0	0	0	0	0	1	0	0	0	0
2011 ATL	16/4	11	3	8	0.0	0.0	0	0	0	0	1	1	0	0	0
2012 ATL	14/9	22	16	6	0.0	0.0	0	0	0	0	0	0	1	0	0
<b>TOTAL</b>	<b>47/13</b>	<b>42</b>	<b>25</b>	<b>17</b>	<b>2.0</b>	<b>15.0</b>	<b>0</b>	<b>0</b>	<b>0</b>	<b>0</b>	<b>2</b>	<b>1</b>	<b>1</b>	<b>0</b>	<b>0</b>

## 2012 GAME-BY-GAME

DATE	OPP	TK	SO	SK	YDS	INT	YDS	FF	FR	PD
9/9	@ KC	1	1	0.0	0.0	0	0	0	0	0
9/17	DEN	2	1	0.0	0.0	0	0	0	0	0
9/23	@ SD	2	1	0.0	0.0	0	0	0	0	0
9/30	CAR	2	1	0.0	0.0	0	0	0	0	0
10/7	@ WSH	2	2	0.0	0.0	0	0	0	0	0
10/14	OAK	2	1	0.0	0.0	0	0	0	0	0
10/28	@ PHI	0	0	0.0	0.0	0	0	0	0	0
11/4	DAL	0	0	0.0	0.0	0	0	0	0	0
11/11	@ NO	3	2	0.0	0.0	0	0	0	0	0
11/18	ARZ	1	1	0.0	0.0	0	0	0	0	0
11/25	@ TB	INACTIVE								
11/29	NO	INACTIVE								
12/9	@ CAR	1	1	0.0	0.0	0	0	0	0	0
12/16	NYG	1	1	0.0	0.0	0	0	0	0	0
12/22	@ DET	3	2	0.0	0.0	0	0	0	1	0
12/30	TB	2	2	0.0	0.0	0	0	0	0	0
<b>TOTALS</b>		<b>22</b>	<b>16</b>	<b>0.0</b>	<b>0.0</b>	<b>0</b>	<b>0</b>	<b>0</b>	<b>1</b>	<b>0</b>
<b>CAREER</b>		<b>42</b>	<b>25</b>	<b>2.0</b>	<b>15.0</b>	<b>0</b>	<b>0</b>	<b>1</b>	<b>1</b>	<b>2</b>

## 2012 POSTSEASON

DATE	OPP	TK	SO	SK	YDS	INT	YDS	FF	FR	PD
1/13	SEA	4	1	0.0	0.0	0	0	0	0	0
1/20	SF	1	1	0.0	0.0	0	0	0	0	0
<b>TOTALS</b>		<b>5</b>	<b>2</b>	<b>0.0</b>	<b>0.0</b>	<b>0</b>	<b>0</b>	<b>0</b>	<b>0</b>	<b>0</b>

## 2010 GAME-BY-GAME

DATE	OPP	TK	SO	SK	YDS	INT	YDS	FF	FR	PD
9/12	PIT	1	1	0.0	0.0	0	0	0	0	0
9/19	ARI	1	1	0.0	0.0	0	0	0	0	0
9/26	@ NO	0	0	0.0	0.0	0	0	0	0	0
10/3	SF	0	0	0.0	0.0	0	0	0	0	0
10/10	@ CLE	0	0	0.0	0.0	0	0	0	0	0
10/17	@ PHI	1	1	1.0	6.0	0	0	0	0	0
10/24	CIN	0	0	0.0	0.0	0	0	0	0	0
11/7	TB	1	0	0.0	0.0	0	0	0	0	0
11/11	BAL	0	0	0.0	0.0	0	0	0	0	0
11/21	@ STL	1	1	0.0	0.0	0	0	0	0	1
11/28	GB	0	0	0.0	0.0	0	0	0	0	0
12/5	@ TB	1	1	0.0	0.0	0	0	0	0	0
12/12	@ CAR	1	0	0.0	0.0	0	0	0	0	0
12/19	@ SEA	0	0	0.0	0.0	0	0	0	0	0
12/27	NO	0	0	0.0	0.0	0	0	0	0	0
1/2	CAR	1	1	1.0	9.0	0	0	0	0	0
<b>TOTALS</b>		<b>8</b>	<b>6</b>	<b>2.0</b>	<b>15.0</b>	<b>0</b>	<b>0</b>	<b>0</b>	<b>0</b>	<b>1</b>

## 2010 POSTSEASON

DATE	OPP	TK	SO	SK	YDS	INT	YDS	FF	FR	PD
1/15	GB	0	0	0.0	0.0	0	0	0	0	0
<b>TOTALS</b>		<b>0</b>	<b>0</b>	<b>0.0</b>	<b>0.0</b>	<b>0</b>	<b>0</b>	<b>0</b>	<b>0</b>	<b>0</b>

## 2011 GAME-BY-GAME

DATE	OPP	TK	SO	SK	YDS	INT	YDS	FF	FR	PD
9/11	@ CHI	2	0	0.0	0.0	0	0	0	0	0
9/18	PHI	0	0	0.0	0.0	0	0	0	1	0
9/25	@ TB	2	1	0.0	0.0	0	0	0	0	0
10/2	@ SEA	2	1	0.0	0.0	0	0	0	0	0
10/9	GB	0	0	0.0	0.0	0	0	0	0	0
10/16	CAR	0	0	0.0	0.0	0	0	0	0	0
10/23	@ DET	0	0	0.0	0.0	0	0	0	0	0
11/6	@ IND	1	0	0.0	0.0	0	0	0	0	0
11/13	NO	0	0	0.0	0.0	0	0	0	0	0
11/20	TEN	0	0	0.0	0.0	0	0	0	0	0
11/27	MIN	1	0	0.0	0.0	0	0	0	0	0
12/4	@ HOU	1	0	0.0	0.0	0	0	0	0	0
12/11	@ CAR	0	0	0.0	0.0	0	0	0	0	1
12/15	JAX	1	0	0.0	0.0	0	0	0	0	0
12/26	@ NO	1	1	0.0	0.0	0	0	0	0	0
1/1	TB	0	0	0.0	0.0	0	0	0	0	0
<b>TOTALS</b>		<b>11</b>	<b>3</b>	<b>0.0</b>	<b>0.0</b>	<b>0</b>	<b>0</b>	<b>1</b>	<b>0</b>	<b>1</b>

## 2011 POSTSEASON

DATE	OPP	TK	SO	SK	YDS	INT	YDS	FF	FR	PD
1/8	@ NYG	0	0	0.0	0.0	0	0	0	0	0
<b>TOTALS</b>		<b>0</b>	<b>0</b>	<b>0.0</b>	<b>0.0</b>	<b>0</b>	<b>0</b>	<b>0</b>	<b>0</b>	<b>0</b>



## MIKE JOHNSON

### GUARD/TACKLE

# 79

**HT:** 6'6" **WT:** 304  
**BIRTHDATE:** 4/2/87

**NFL EXP:** 4 **ACQ:** D3B '10 **4TH YEAR WITH FALCONS**  
**COLLEGE:** UNIVERSITY OF ALABAMA

#### TRANSACTIONS

- Selected as a third round (98<sup>th</sup> pick overall) draft choice by Atlanta in 2010.
- Placed on injured reserve on October 26, 2011.

#### 2012 (FALCONS)

- Played in all 16 games with one start. Primarily served as a reserve offensive lineman in the team's flex role.
- Lined up at tight end in the Falcons goal-line package and caught a one-yard touchdown pass from QB Matt Ryan at New Orleans (11/11). His first career reception and touchdown.
- Helped block for RB Jacquizz Rodgers and RB Michael Turner as the duo each ran for touchdowns in a Week 12 win at Tampa Bay (11/25).

#### CAREER

- Has played in 18 games with one start in three seasons with the Falcons.

#### EXTRA POINTS

- An active participant in the Falcons community programs. During the 2012 offseason, participated in a number of events, including an Atlanta Falcons Gatorade Junior Training Camp in Sandy Springs, an Easter Egg Hunt at Challenged Child & Friends in Gainesville, and the 19th annual Atlanta Ronald McDonald House Golf Classic at Cherokee Golf & Country Club in Atlanta.
- In 2010, a participant in the Atlanta Falcons Rookie Club sponsored by UnitedHealthcare of Georgia, this program gives the players the opportunity to take part in several charitable events.

#### AUDIBLES

Johnson is one of 11 players on the Falcons roster to have played in a collegiate national championship game. He is one of nine players to win a national championship in college ('09 BCS).

#### COLLEGE

- The unquestioned leader of Alabama's offensive line who played both guard and tackle. Was an All-America selection in his junior and senior seasons (2008-'09).
- By the conclusion of his senior season, started in 41 consecutive games while setting the school career-record by appearing in 54 contests.
- A member of the Crimson Tide's 2009 National Championship team while blocking for Heisman Trophy winner Mark Ingram.
- As a starter, recorded 264 knockdown blocks, 39 touchdown-resulting blocks and 18 downfield blocks.

#### PERSONAL

- Attended Pine Forest High School in Pensacola, Florida where he recorded a 4.0 GPA and was named a four-star recruit by *Rivals.com*.
- Never missed a practice or weight room session during his four years at Pine Forest.

**JOHNSON'S CAREER GAMES PLAYED/STARTED**

2012	2011	2010
ATL	ATL	ATL
16/1	2/0	0/0
<b>TOTAL</b>	<b>18/1</b>	


**JOHNSON'S CAREER POSTSEASON GAMES PLAYED/STARTED**

<b>2012</b>
ATL
2/0
<b>TOTAL</b>



G/T Mike Johnson pulls in a one-yard touchdown pass from QB Matt Ryan at New Orleans (11/11/12).





## JULIO JONES

### WIDE RECEIVER

11



PRO BOWL YEARS  
2012

**HT:** 6'3" **WT:** 220  
**BIRTHDATE:** 2/3/89

**NFL EXP:** 2 **ACQ:** D1 '11 **3RD YEAR WITH FALCONS**  
**COLLEGE:** UNIVERSITY OF ALABAMA

#### TRANSACTIONS

- Selected as a first round (6th pick overall) draft choice by Atlanta in 2011.

#### 2012 (FALCONS)

- Built on the success of his impressive rookie campaign to earn his first career Pro Bowl selection in 2012. Set career-highs with 79 receptions for 1,198 yards and 10 touchdowns.
- Posted four 100-yard games and two multi-touchdown games in 2012.
- Teamed up with WR Roddy White to form one of the NFL's top receiving tandems posting an NFL-best 2,549 yards on 171 catches with 17 touchdowns.
- Had the best game of his career, catching 11 passes for 182 yards with two touchdowns in the NFC Championship game against San Francisco (1/20).
- Set a Falcons franchise-record for the most receiving yards in a playoff game vs. San Francisco (1/20), topping Alfred Jenkins who posted 155 yards against the Cowboys in the NFC Divisional Playoff round in 1981.
- Tied White's club postseason record of 11 catches. White caught 11 passes in Atlanta's Wild Card game at Arizona following the 2008 season.
- Posted the first 100-yard playoff game by a Falcons receiver since WR Tony Martin posted 129 yards on five catches at Minnesota (1/17/99) in the NFC Championship game. Became the sixth Falcon receiver to post 100-plus receiving yards in a postseason game.
- Joined White to become the first Falcons teammates to post 1,000 receiving yards in the same season since WR Tony Martin (1,181) and Terance Mathis (1,136) each accomplished that feat in 1998.
- Jones and White each tallied over 100 receiving yards in Atlanta's Week 9 win over the Dallas Cowboys (11/4), marking the third time that the duo has recorded 100 yards each in a single game.

#### AUDIBLES

The Falcons were one of just four teams that boasted a pair of 1,000-yard receivers in 2012 as Jones (1,198) and WR Roddy White (1,351) each eclipsed the 1,000-yard mark last season.

#### CAREER

- In his first two seasons, Jones has established himself as one of the premier receivers in the NFL with 133 receptions for 2,157 yards (15.8 YPC) and 18 touchdowns.
- Has established himself as one of the most explosive receivers in the NFL over the last two seasons as his 27 receptions over 25 yards rank tied for third and his 16.2 yard per reception average ranks 11th during that span.
- His 18 touchdown receptions are tied for the ninth most in the NFL over the last two seasons.
- Posted the best season by a Falcons rookie receiver in 2011 after notching 54 receptions for 959 yards and eight touchdowns. Recorded more yards and touchdowns than any Falcons rookie before him and only Shawn Collins caught more passes in his first season when he pulled down 58 balls in 1989.
- Earned NFL Rookie of the Month honors for December/January after catching 24 passes for 461 yards and six touchdowns in the final five games of the regular season in 2011.
- Posted back-to-back 100-yard games at Tampa Bay in Week 3 and at Seattle in Week 4. Became the first Falcons rookie since Alfred Jenkins in 1975 to accomplish that feat and the first NFL rookie to do so since DeSean Jackson in 2008.
- Recorded five receptions for 71 yards in his NFL debut against Chicago (9/11/11), including a team-long 32-yard reception.
- Set career-highs in receptions (11) and receiving yards (127) and recorded his second-consecutive 100-yard receiving game at Seattle (10/2/11).



- Became the first Falcons rookie to record 11 receptions in a game when he posted 11 catches for 127 yards at Seattle in Week 4. Became the first rookie to post 11-or-more catches in a game since Denver's Eddie Royal in 2008.
- Hauled in three passes for 131 yards, including his first two career touchdowns, and added two carries for 33 yards at Indianapolis (11/6/11).
- Registered 104 yards and two touchdowns on three catches, including a long reception of 75 yards, at Carolina (12/11/11).
- Logged eight catches for 128 yards, including his third consecutive game with a touchdown, at New Orleans (12/26/11).
- Notched his third multi-touchdown game of the season after recording four catches for 76 yards and two scores vs. Tampa Bay (1/1/11).

### EXTRA POINTS

- Participated as a celebrity waiter for the 4th annual Huddle Up for Miracles hosted by Head Coach Mike Smith at 103 West in Atlanta to benefit Children's Miracle Network.
- In 2011, a participant in the Atlanta Falcons Rookie Club sponsored by UnitedHealthcare of Georgia, this program gives the players the opportunity to take part in several charitable events.

### COLLEGE

- Established himself as one of the premier wide receivers in college football at the University of Alabama. In 40 games he caught 179 passes for 2,653 yards with 15 touchdowns, and accumulated 3,084 all-purpose yards.
- His 179 receptions rank second all-time at Alabama, while his 2,653 receiving yards rank second in school history and his 15 touchdowns are tied for fourth in Crimson Tide annals.
- In 2010, garnered second-team All-American honors and was a first-team All-Southeastern Conference selection.
- Was a member of the watch lists for the Maxwell Award, given to the nation's top player, and the Biletnikoff Award, given to the nation's top receiver in both his sophomore and junior seasons.
- Started all 13 games and led the Tide with 78 receptions for 1,133 yards (14.53 avg.) and seven touchdowns as a junior in 2010. Also added 135 yards with two scores on eight carries on the ground.

- Set a single-season school record with 78 receptions, breaking D.J. Hall's previous mark of 67 set in 2007.
- As a junior, set a new school record with 1,133 receiving yards, breaking Hall's mark of 1,056 yards set in 2006.
- Earned Freshman All-American first-team honors from the *Football Writers Association of America* and *Sporting News*.

### PERSONAL

- Attended Foley High School (AL), playing football for head coach Todd Watson where he was regarded as the nation's top receiver by Rivals.com, Scout.com and SuperPrep. He was also named the top high school player in the country by Sports Illustrated and Tackle.com.
- Concluded his prep career with 194 catches for 3,287 yards (16.94 avg.) with 43 touchdowns while adding three rushing touchdowns, two kickoff-return touchdowns, two punt-return touchdowns and two fumble returns for scores.
- Was named a two-time All-America choice by Rivals.com and a two-time All-State selection by the Birmingham News & Alabama Sportswriters Association.
- As a senior, caught 68 passes for 1,181 yards (17.37 avg.) with 16 touchdowns while leading the Lions to a 12-1 overall record, a Region 2 title and an appearance in the state quarterfinals.
- Was named "Mr. Football" and Gatorade Player of the Year for the state of Alabama...All-American choice by Parade Magazine, USA Today, EA Sports and Scout.com in 2007.
- Is a two-time recipient of Alabama's Commitment to Academic Excellence Award (2009-10).
- Led community service projects in high school which included Santa America Foundation and local Optimist International Club.
- Credits his mother, Queen Mavin, as the largest influence in his life as she never let him quit at anything.
- His given name is Quintorris Jones.



## JONES' CAREER STATISTICS

RECEIVING								RUSHING			
YEAR	GP/GS	REC	YDS	AVG	LG	TD	ATT	YDS	AVG	LG	TD
2011 ATL	13/13	54	959	17.8	80	8	6	56	9.3	19	0
2012 ATL	16/15	79	1,198	15.2	80T	10	6	30	5.0	27	0
<b>TOTALS</b>	<b>29/28</b>	<b>133</b>	<b>2,157</b>	<b>16.2</b>	<b>80T</b>	<b>18</b>	<b>12</b>	<b>86</b>	<b>7.2</b>	<b>27</b>	<b>0</b>

## 2012 GAME-BY-GAME

		RECEIVING					RUSHING				
DATE	OPP	REC	YDS	AVG	LG	TD	RUSH	YDS	AVG	LG	TD
9/9	@ KC	6	108	18.0	31	2	0	0	0.0	0	0
9/17	DEN	4	14	3.5	6	0	1	1	1.0	1	0
9/23	@ SD	5	67	13.4	15	1	0	0	0.0	0	0
9/30	CAR	1	30	30.0	30	0	0	0	0.0	0	0
10/7	@ WSH	10	94	9.4	29	1	1	1	1.0	1	0
10/14	OAK	4	63	15.8	25	0	0	0	0.0	0	0
10/28	@ PHI	5	123	24.6	63	1	1	9	9.0	9	0
11/4	DAL	5	129	25.8	48	0	1	8	8.0	8	0
11/11	@ NO	4	75	18.8	52	0	0	0	0.0	0	0
11/18	ARZ	3	33	11.0	20	0	0	0	0.0	0	0
11/25	@ TB	6	147	24.5	80	1	0	0	0.0	0	0
11/29	NO	5	48	9.6	18	0	0	0	0.0	0	0
12/9	@ CAR	5	66	13.2	21	1	0	0	0.0	0	0
12/16	NYG	6	74	12.3	40	2	1	18	18.0	18	0
12/22	@ DET	7	71	10.1	16	1	1	-7	-7.0	-7	0
12/30	TB	3	56	18.7	28	0	0	0	0.0	0	0
<b>TOTALS</b>		<b>79</b>	<b>1,198</b>	<b>15.2</b>	<b>80T</b>	<b>10</b>	<b>6</b>	<b>30</b>	<b>5.0</b>	<b>27</b>	<b>0</b>
<b>CAREER</b>		<b>133</b>	<b>2,157</b>	<b>16.2</b>	<b>80T</b>	<b>18</b>	<b>12</b>	<b>86</b>	<b>7.2</b>	<b>19</b>	<b>0</b>

## 2012 POSTSEASON

		RECEIVING					RUSHING				
DATE	OPP	REC	YDS	AVG	LG	TD	RSH	YDS	AVG	LG	TD
1/13	SEA	6	59	9.8	21	0	1	-1	-1.0	-1	0
1/20	SF	11	182	16.5	46	2	0	0	0.0	0	0
<b>TOTALS</b>		<b>17</b>	<b>241</b>	<b>14.2</b>	<b>46T</b>	<b>2</b>	<b>1</b>	<b>-1</b>	<b>-1.0</b>	<b>-1</b>	<b>0</b>

## FALCONS PLAYOFF RECEIVING

PLAYER	OPP	REC	YARDS
<b>Julio Jones</b>	<b>SF</b>	<b>11</b>	<b>182</b>
Alfred Jenkins	Dal	4	155
Michael Haynes	NO	6	144
Wallace Francis	Phi	6	135

## 2011 GAME-BY-GAME

		RECEIVING					RUSHING				
DATE	OPP	REC	YDS	AVG	LG	TD	RSH	YDS	AVG	LG	TD
9/11	@ CHI	5	71	14.2	32	0	0	0	0.0	0	0
9/18	PHI	2	29	14.5	15	0	0	0	0.0	0	0
9/25	@ TB	6	115	19.2	49	0	1	-9	-9.0	-9	0
10/2	@ SEA	11	127	11.5	45	0	0	0	0.0	0	0
10/9	GB	1	16	16.0	16	0	1	17	17.0	17	0
10/16	CAR	INACTIVE									
10/23	@ DET	INACTIVE									
11/6	@ IND	3	131	43.7	80	2	2	33	16.5	19	0
11/13	NO	2	9	4.5	6	0	0	0	0.0	0	0
11/20	TEN	INACTIVE									
11/27	MIN	0	0	0.0	0	0	0	0	0.0	0	0
12/4	@ HOU	4	68	17.0	26	0	0	0	0.0	0	0
12/11	@ CAR	3	104	34.7	75	2	0	0	0.0	0	0
12/15	JAX	5	85	17.0	29	1	1	6	6.0	6	0
12/26	@ NO	8	128	16.0	40	1	0	0	0.0	0	0
1/1	TB	4	76	19.0	48	2	1	9	9.0	9	0
<b>TOTALS</b>		<b>54</b>	<b>959</b>	<b>17.8</b>	<b>80</b>	<b>8</b>	<b>6</b>	<b>56</b>	<b>9.3</b>	<b>19</b>	<b>0</b>

## 2011 POSTSEASON

		RECEIVING					RUSHING				
DATE	OPP	REC	YDS	AVG	LG	TD	RSH	YDS	AVG	LG	TD
1/8	@ NYG	7	64	9.1	20	0	1	13	13.0	13	0
<b>TOTALS</b>		<b>7</b>	<b>64</b>	<b>9.1</b>	<b>20</b>	<b>0</b>	<b>1</b>	<b>13</b>	<b>13.0</b>	<b>13</b>	<b>0</b>

## FALCONS ROOKIE RECEIVING

PLAYER	REC	YARDS	TDS
<b>Julio Jones</b>	<b>54</b>	<b>959</b>	<b>8</b>
Alfred Jenkins	38	767	6
Ken Burrow	33	741	6
Jim Mitchell	22	339	4



## PETER KONZ

### CENTER

# 66

**HT:** 6'5" **WT:** 317  
**BIRTHDATE:** 6/9/89

**NFL EXP:** 2 **ACQ:** D2 '12 **2nd YEAR WITH FALCONS**  
**COLLEGE:** UNIVERSITY OF WISCONSIN

#### TRANSACTIONS

- Selected as a second round (55<sup>th</sup> overall) draft choice by Atlanta in 2012.

#### 2012 (FALCONS)

- Played in all 16 games, including 10 starts at right guard during his rookie season, paving the way for a Falcons offense that racked up 5,906 total net yards in 2012, the second highest total in a single season in franchise history.
- Part of an offensive line that allowed QB Matt Ryan to set franchise records for attempts, completions, completion percentage, yards, and touchdowns during the 2012 season.
- Part of an offensive line that produced a 300-yard passer (Ryan), a 100-yard rusher (Michael Turner), and two 100-yard receivers (Julio Jones & Roddy White) in a win over Dallas (11/4) which was the third time in franchise history the Falcons have accomplished that feat.
- Helped anchor an offensive line that allowed 28 sacks, which ranked tied for seventh in the NFL.
- Protected Ryan as he threw for a career-high 411 yards at New Orleans (11/11). Ryan's 411 gross passing yards were the third most in a single game in franchise history.
- Part of an offensive line that helped the Falcons rank sixth in passing offense (281.8), seventh in points per game (26.2), and eighth in total offense (369.1).
- Cleared rushing lanes for RB Michael Turner and RB Jacquizz Rodgers as the duo combined for 1,162 rushing yards with 10 touchdowns on the ground. Additionally the Falcons were one of four NFL teams to boast two backs with 750+ yards from scrimmage.
- Made his first career start at guard at Philadelphia (10/28). Blocked for a Falcons rushing attack that totaled a season-high 146 yards on the ground.
- Started at right guard in both of Atlanta's playoff games.

#### AUDIBLES

Konz blocked for RB Montee Ball who tied Hall of Famer RB Barry Sanders NCAA record with 39 rushing touchdowns in 2011.

#### EXTRA POINTS

- Served as a member of the Atlanta Falcons Rookie Club sponsored by UnitedHealthcare of Georgia in 2012, this program gives the players the opportunity to take part in several charitable events.

#### COLLEGE

- Was a Rimington Trophy finalist, earning All-American first-team honors from *Pro Football Weekly* and the American Football Coaches Association, adding second-team honors from Yahoo! Sports and Sports Illustrated, in addition to being chosen third-team by The NFL Draft Report and Phil Steele in 2011.
- Earned first-team All-Big Ten Conference accolades from the media and was an honorable mention pick by the league's coaches as a junior in 2011.
- Anchored a Wisconsin offensive line that paved the way for one of the most prolific offenses in the country, as the Badgers averaged 469.9 yards per game, including 235.6 yards per game on the ground and 234.3 yards through the air.
- In 2011, helped RB Monte Ball lead the nation with 1,923 rushing yards and tie RB Barry Sanders NCAA record with 39 rushing touchdowns.
- Also protected QB Russell Wilson, who threw for a school record 3,175 yards.
- In 2010, was a consensus honorable mention All-Big Ten selection, an Academic All-Big Ten choice and earned ESPN Academic All-District honors.
- Placed on the watch list for the Rimington Trophy after starting 11 games at center and blocking for Wisconsin's trio of 1,000-yard rushers, RB James White (1,086), RB John Clay (1,028) and Ball (1,019) in 2010.



- Was named a first-team freshman All-American by *Sporting News* and earned Academic All-Big Ten honors as a redshirt freshman in 2009.
  - In 2009, started nine games, paving the way for a Badgers offense that averaged 416.9 yards of total offense per game, including 203.8 rushing yards per game.
  - As a junior, was also a first-team all-state choice on offense, adding first-team all-region, first-team all-conference, honorable mention all-conference recognition as a defensive lineman.
  - Earned three varsity letters on the gridiron while also lettering twice in basketball and track and field.
  - A Communication Arts major, twice earned Academic All-Big Ten Conference honors, in addition to being named to the 2010 ESPN Academic All-Region team.
  - Son of Margaret and Tony Konz (pronounced kahnz)
- PERSONAL**
- Attended Neenah (Wisc.) High School, playing football for head coach Steve Mentzel. Rated the 30th-best offensive lineman in the nation and the third-best overall player in the state of Wisconsin by Rivals.com.
  - A team captain, he received first-team all-state, all-region and all-conference honors while excelling in the trenches as both an offensive and defensive lineman as a senior.

#### KONZ'S CAREER GAMES PLAYED/STARTED

**2012**

ATL

16/10

**TOTALS 16/10**

#### KONZ'S PLAYOFF GAMES PLAYED/STARTED

**2012**

ATL

2/2

**TOTALS 2/2**



## JORDAN MABIN

### CORNERBACK

**43**

**HT:** 5'11"    **WT:** 180  
**BIRTHDATE:** 10/31/88

**NFL EXP:** 1    **ACQ:** FA-'13    **1st YEAR WITH FALCONS**  
**COLLEGE:** NORTHWESTERN

#### TRANSACTIONS

- Originally signed as a college free agent by the Baltimore Ravens out of Northwestern following the 2012 NFL Draft.
- Signed by the Falcons as a free agent on August 1, 2013.

#### 2012 (RAVENS/BROWNS)

- Spent time as a practice squad player for the Ravens, prior to signing with the Cleveland Browns for the final week of the 2012 season.

#### COLLEGE

- Played in 51 games at Northwestern, totaling 252 tackles (181 solo) with 31 passes defensed, seven interceptions, three fumble recoveries, and two forced fumbles.
- Led all Big Ten players and ranked tied for 12th in the nation with 15 passes defensed in 2010.

#### PERSONAL

- Attended Nordonia High School in Macedonia, Ohio, where he played both defensive back and running back.
- Rushed for 6,700 career yards in high school, including 2,354 yards his senior year, on 869 attempts. His career rushing total was the sixth highest in Ohio prep history. Scored a total of 92 career TD's -- ninth most in Ohio history -- (81 rushing, 5 receiving, 3 kickoff returns, 3 punt returns) and 12 two-point PAT's for 564 career points.
- Defensively, he totaled 143 career tackles (123 solos) and 11 interceptions. Also posted 8,866 career all-purpose yards with 2,805 in his senior season.
- Earned his undergraduate degree (learning and organizational change major) and went on to earn a master's degree in sports administration.





## PHILLIPKEITH MANLEY

### GUARD

**68**

**HT:** 6'5"     **WT:** 309  
**BIRTHDATE:** 5/7/90

**NFL EXP:** 2     **ACQ:** FA '12     2nd YEAR WITH FALCONS  
**COLLEGE:** UNIVERSITY OF TOLEDO

#### TRANSACTIONS

- Signed by the Falcons as a College Free Agent on April 30, 2012

#### 2012 (FALCONS)

- Served as a member of the Falcons practice squad until being signed to the active roster on November 6, 2012. Finished the season on the active roster, but did not see any game action.

#### COLLEGE

- A two-year starter at guard for Toledo. In 2011, he helped pave the way for the Rockets offense to rush for 2,777 yards, including RB Adonis Thomas, who logged a team-high 1,071 yards.

#### AUDIBLES

Manley helped Toledo to a win in the Military Bowl in 2011, giving the Rockets their first bowl win since the 2005 GMAC Bowl.

#### PERSONAL

- Rated as the No. 63 player in the state of Ohio by Ohio High Magazine and No. 56 guard in the nation by ESPN.com while playing at Hamilton High School in Hamilton, OH. Earned first-team all-league, first-team All-Butler County and honorable mention All-Southwest Ohio honors.



## JONATHAN MASSAQUOI

### DEFENSIVE END

# 96

**HT:** 6'5" **WT:** 264  
**BIRTHDATE:** 5/18/88

**NFL EXP:** 2 **ACQ:** D5B '12  
**COLLEGE:** TROY

**2nd YEAR WITH FALCONS**

#### TRANSACTIONS

- Selected as the second of two fifth round (164th overall) draft choices by Atlanta in 2012.

#### 2012 (FALCONS)

- Played in eight games primarily on special teams and as a reserve defensive lineman during his rookie season.
- Saw action on defense and special teams in the NFC Divisional playoff game against Seattle (1/13). Also played on special teams in the NFC Championship game against San Francisco (1/20).

#### EXTRA POINTS

- Participates as a member of the Atlanta Falcons Rookie Club sponsored by UnitedHealthcare of Georgia, this program gives the players the opportunity to take part in several charitable events.

#### COLLEGE

- Started all 25 games he played in at Troy, recording 128 tackles (78 solo) with 19.5 sacks for minus 138 yards, 31.0 stops for loss, 12 quarterback pressures, two forced fumbles, four fumble recoveries, three passes defended and one blocked kick.
- His 19.5 sacks rank 12th in school history and his 31 tackles for loss rank third in team annals.
- Was named to preseason watch lists for the Lombardi Award, the Walter Camp Player of the Year Award, the Bronko Nagurski Award, the Chuck Bednarik Trophy, and the Ted Hendricks Award as well as for the Pony Express Award.
- Earned All-Sun Belt Conference first-team honors in 2011 after finishing the season with 52 tackles (29 solo) and leading the Trojans with six sacks.
- In 2010, he was named All-Sun Belt Conference first-team by the league's coaches after notching 76 tackles (49 solo) and ranking ninth in the nation with 13.5 sacks.
- His 20.5 stops for loss in 2010 tied DE Osi Umenyiora (2002) for the second most in school history.

#### AUDIBLES

Massaquoi is one of 34 players from Troy to be selected in the NFL Draft, including fellow Falcon DE Osi Umenyiora.

- In his first season at Troy, was named All-Sun Belt Conference first-team by the league's coaches. Ranked third on the team with 76 tackles (49 solos), adding four QB pressures, a forced fumble, three fumble recoveries and one pass defended.
- Led the Sun Belt Conference and ranked ninth in the nation with 13.5 sacks in 2010.
- Prior to arriving at Troy, Massaquoi played two seasons at Butler County (Kan.) Community College, leading the team to the NJCAA Championship.
- Including the 2009 season at Butler College, Massaquoi played in 36 college games, registering 224 tackles (135 solos) with 37.5 sacks for minus 242 yards, 68.0 tackles for loss, 21 QB pressures, four forced fumbles, five fumble recoveries, four passes defended and a blocked kick.

#### PERSONAL

- Attended Central Gwinnett High School in nearby Lawrenceville, Ga., playing football as a junior and senior for Head Coach Brady Warren
- Rated one of the state's top 60 juniors by the Atlanta Journal-Constitution after he recorded 61 tackles and three sacks as a senior.
- Graduated from Troy with a degree in Social Science.
- Cousin of Minnesota Vikings TE Visanthe Shiancoe and Cleveland Browns WR Mohammed Massaquoi.
- Born in Monrovia Liberia, West Africa. Son of Betsy and Jonathan Massaquoi (pronounced mass-ah-kwa)



### MASSAQUOI'S CAREER DEFENSIVE STATISTICS

YEAR	GP/GS	TK	SO	AST	SK	YDS	INT	YDS	LG	TD	PD	FF	FR	YDS	TD
2012	ATL	8/0	0	0	0	0.0	0.0	0	0	0	0	0	0	0	0
TOTAL		8/0	0	0	0	0.0	0.0	0	0	0	0	0	0	0	0

Additional Statistics: Recorded two special teams tackles in 2012.

#### 2012 GAME-BY-GAME

DATE	OPP	TK	SO	SK	YDS	INT	YDS	FF	FR	PD
9/9	@ KC	INACTIVE								
9/17	DEN	INACTIVE								
9/23	@ SD	INACTIVE								
9/30	CAR	INACTIVE								
10/7	WAS	INACTIVE								
10/14	OAK	INACTIVE								
10/28	@ PHI	INACTIVE								
11/4	DAL	INACTIVE								
11/11	@ NO	0	0	0.0	0.0	0	0	0	0	0
11/18	ARZ	0	0	0.0	0.0	0	0	0	0	0
11/25	@ TB	0	0	0.0	0.0	0	0	0	0	0
11/29	NO	0	0	0.0	0.0	0	0	0	0	0
12/9	@ CAR	0	0	0.0	0.0	0	0	0	0	0
12/16	NYG	0	0	0.0	0.0	0	0	0	0	0
12/22	@ DET	0	0	0.0	0.0	0	0	0	0	0
12/30	TB	0	0	0.0	0.0	0	0	0	0	0
<b>TOTALS</b>		<b>0</b>	<b>0</b>	<b>0.0</b>	<b>0.0</b>	<b>0</b>	<b>0</b>	<b>0</b>	<b>0</b>	<b>0</b>
<b>CAREER</b>		<b>0</b>	<b>0</b>	<b>0.0</b>	<b>0.0</b>	<b>0</b>	<b>0</b>	<b>0</b>	<b>0</b>	<b>0</b>



## CLIF MATTHEWS

### DEFENSIVE LINEMEN

98

**HT:** 6'4" **WT:** 268  
**BIRTHDATE:** 8/5/89

**NFL EXP:** 1 **ACQ:** D7B '11 **1st YEAR WITH FALCONS**  
**COLLEGE:** UNIVERSITY OF SOUTH CAROLINA

#### TRANSACTIONS

- Selected as a seventh round (230<sup>th</sup> pick overall) draft choice by Atlanta in 2011.

#### 2012 (FALCONS)

- Played in 10 games in 2012 as a reserve defensive lineman and on special teams. Notched three tackles and three special teams tackles.

#### CAREER

- Was a member of the 53-man roster as a rookie in 2011, but was inactive for Weeks 1-17 and the Wild Card playoff.

#### EXTRA POINTS

- In 2013, participated in Celebrity Server Night at Mellow Mushroom in Gainesville. All of the tips received from the evening benefitted the Edmundson Telford Center for Children.
- Participated in the Fashion Funds the Cure hosted by DT Corey Peters. A fashion show to benefit the Rally Foundation, a local childhood cancer research foundation. The players served as escorts and models with local children who have been afflicted with cancer.
- In 2011, participated in the Atlanta Falcons Rookie Club sponsored by UnitedHealthcare of Georgia, this program gives the players the opportunity to take part in several charitable events.

#### COLLEGE

- Finished his Gamecocks' career with 149 total tackles (108 solo), 26 tackles for loss, 15.5 sacks, six passes defended and seven forced fumbles.
- As a senior in 2010, was listed on the preseason Lott, Nagurski and Lombardi trophy watch lists, was named a preseason first team All-SEC selection. Posted 44 tackles (30 solo), with 8.5 tackles for loss, 5.5 sacks and four forced fumbles in his final season.
- Served as a team captain in 2009 and earned second team All-SEC honors after recording 47 tackles (35 solo), 10.0 tackles for loss and 7.0 sacks.

#### AUDIBLES

Matthews is one of 11 players from the SEC drafted by the Falcons since 2008. Atlanta has selected more players from the SEC than any other conference during that time.

- Earned the Weight Room Effort Award for the defense and captured the Joe Morrison Award as the top defensive player of the spring as a junior.
- Moved to defensive end after spending most of his freshman season at outside linebacker, started all 13 games and logged 32 tackles, including 5.5 tackles for loss and 3.0 sacks.
- Named to both the SEC Coaches and the Sporting News Freshman All-SEC team as an outside linebacker, also named to the honorable mention freshman All-America squad by the Sporting News after playing in all 13 games with nine starts as a freshman.
- Recorded 26 tackles (20 solo) with a pair of tackles for loss and a quarterback hurry in his freshman season.

#### PERSONAL

- Graduated from Cheraw (S.C.) High School in 2007, was a two-way starter, playing both tight end and defensive end and led his team to the state championship as a senior.
- Was an all-region selection, earned Defensive MVP honors at the Shrine Bowl after finishing with four tackles, two sacks and a fumble recovery.
- Earned his degree in Criminal Justice in 2011.
- Family includes father James Matthews, mother Mary Matthews and younger brother Damian.
- Off the field interests include fishing, golf and spending time with family and friends.



## MATTHEWS' CAREER DEFENSIVE STATISTICS

YEAR	GP/GS	TK	SO	AST	SK	YDS	INT	YDS	LG	TD	PD	FF	FR	YDS	TD
2011	ATL	0/0	0	0	0	0.0	0.0	0	0	0	0	0	0	0	0
2012	ATL	10/0	3	3	0	0.0	0.0	0	0	0	0	0	0	0	0
TOTAL		10/0	3	3	0	0.0	0.0	0	0	0	0	0	0	0	0

## 2012 GAME-BY-GAME

DATE	OPP	TK	SO	SK	YDS	INT	YDS	FF	FR	PD
9/9	@ KC	0	0	0.0	0.0	0	0	0	0	0
9/17	DEN	INACTIVE								
9/23	@ SD	INACTIVE								
9/30	CAR	0	0	0.0	0.0	0	0	0	0	0
10/7	@ WSH	INACTIVE								
10/14	OAK	INACTIVE								
10/28	@ PHI	INACTIVE								
11/4	DAL	0	0	0.0	0.0	0	0	0	0	0
11/11	@ NO	0	0	0.0	0.0	0	0	0	0	0
11/18	ARZ	0	0	0.0	0.0	0	0	0	0	0
11/25	@ TB	0	0	0.0	0.0	0	0	0	0	0
11/29	NO	3	3	0.0	0.0	0	0	0	0	0
12/9	@ CAR	0	0	0.0	0.0	0	0	0	0	0
12/16	NYG	0	0	0.0	0.0	0	0	0	0	0
12/22	@ DET	INACTIVE								
12/30	TB	0	0	0.0	0.0	0	0	0	0	0
TOTALS		3	3	0.0	0.0	0	0	0	0	0
CAREER		3	3	0.0	0.0	0	0	0	0	0

## 2012 POSTSEASON

DATE	OPP	TK	SO	SK	YDS	INT	YDS	FF	FR	PD
1/13	SEA	2	0	0.0	0.0	0	0	0	0	0
1/20	SF	0	0	0.0	0.0	0	0	0	0	0
TOTALS		2	0	0.0	0.0	0	0	0	0	0



## ROBERT MCCLAIN

### CORNERBACK

27

**HT:** 5'9" **WT:** 195  
**BIRTHDATE:** 7/22/88

**NFL EXP:** 3 **ACQ:** FA '12 **2nd YEAR WITH FALCONS**  
**COLLEGE:** UNIVERSITY OF CONNECTICUT

#### TRANSACTIONS

- Selected by the Carolina Panthers in the seventh round (249th overall) of the 2010 NFL Draft.
- Waived by Carolina on September 3, 2011.
- Signed by the Jacksonville Jaguars on December 12, 2011.
- Released by Jacksonville on December 29, 2011.
- Signed as a future reserved free agent by the Atlanta Falcons on January 10, 2012.

#### 2012 (FALCONS)

- Played in 15 games with three starts in 2012, solidifying himself as the Falcons nickel cornerback. Logged 65 tackles (55 solo) with 10 passes defended, two fumble recoveries and one interception.
- Recorded his first career interception when he picked off QB Peyton Manning in the first quarter of Atlanta's Week 2 win over Denver (9/17).
- His interception of Manning marked the Falcons third pick against the future Hall of Famer in the first quarter of the game. It was the fourth time in team history that Atlanta has recorded three picks in a single quarter.
- His 10 passes defended ranked second on the team behind CB Asante Samuel, who finished the season with 19.
- Notched a career-high 10 tackles (eight solo) in Atlanta's Week 11 win over the Arizona Cardinals. The Falcons defense held Cardinals' QBs Ryan Lindley and John Skelton to just 70 yards on 11 of 27 passing and a 48.5 passer rating in the game.

#### CAREER

- Solidified the Falcons nickel cornerback position in his first season with the club in 2012. Also saw time at right and left cornerback and on special teams.
- Appeared in 16 games with two starts, primarily serving as a reserve defensive back and on special teams with Carolina in 2010.

#### AUDIBLES

McClain has a tattoo of the number six with rosary beads that he got to honor his former UConn teammate Jasper Howard who was killed in 2011.

#### COLLEGE

- Played in 46 games with 18 starts at Connecticut.
- Collected 129 tackles, one sack, 10 interceptions, 14 passes defended, two forced fumbles and three fumble recoveries in his career. Also returned 15 kickoffs for 271 yards and 23 punts for 274 yards and one touchdown.
- Named second-team All-Big East Conference as a senior in 2009, after finishing second in the conference with a 12.6-yard average on 21 punt returns with one touchdown.
- Scored on an 87-yard return against Cincinnati, the longest return in school history since 1936.
- As a junior in 2008, returned two interceptions for touchdowns, including a 28-yard return against Cincinnati.

#### PERSONAL

- Attended Patuxent High School in Lusby, Md., where he was an All-State selection.
- Named first-team All-Metro by *The Washington Post* as a defensive back after recording six interceptions, 19 passes defended and 53 tackles as a senior.
- Named All-League as both a running back and a defensive back as a senior after earning the honor as a junior on defense.
- Rushed for 1,105 yards and 12 touchdowns while also catching 25 passes for 421 yards and four touchdowns as a senior.
- Also a dangerous returner, bringing back five kickoffs for touchdowns during his senior campaign, one short of the national single-season record.
- Majored in political science at Connecticut.
- Born Robert McClain III on July 22, 1988.





## MCCLAIN'S CAREER DEFENSIVE STATISTICS

YEAR	GP/GS	TK	SO	AST	SK	YDS	INT	YDS	LG	TD	PD	FF	FR	YDS	TD
2010	CAR	16/2	16	14	2	0.0	0.0	0	0	0	0	1	0	0	0
2011	JAX	0/0	0	0	0	0.0	0.0	0	0	0	0	0	0	0	0
2012	ATL	15/2	65	55	9	0.0	0.0	1	32	0	0	10	0	2	0
<b>TOTAL</b>		<b>31/4</b>	<b>81</b>	<b>69</b>	<b>11</b>	<b>0.0</b>	<b>0.0</b>	<b>1</b>	<b>32</b>	<b>0</b>	<b>0</b>	<b>11</b>	<b>0</b>	<b>2</b>	<b>0</b>

## 2012 GAME-BY-GAME

DATE	OPP	TK	SO	SK	YDS	INT	YDS	FF	FR	PD
9/9	@ KC	INACTIVE								
9/17	DEN	0	0	0.0	0.0	1	32	0	0	1
9/23	@ SD	0	0	0.0	0.0	0	0	0	0	0
9/30	CAR	4	4	0.0	0.0	0	0	0	0	0
10/7	@ WSH	3	2	0.0	0.0	0	0	0	0	0
10/14	OAK	1	1	0.0	0.0	0	0	0	1	1
10/28	@ PHI	6	6	0.0	0.0	0	0	0	0	1
11/4	DAL	7	4	0.0	0.0	0	0	0	0	0
11/11	@ NO	4	4	0.0	0.0	0	0	0	0	1
11/18	ARZ	10	8	0.0	0.0	0	0	0	0	1
11/25	@ TB	2	2	0.0	0.0	0	0	0	0	1
11/29	NO	6	6	0.0	0.0	0	0	0	0	2
12/9	@ CAR	9	8	0.0	0.0	0	0	0	0	0
12/16	NYG	4	3	0.0	0.0	0	0	0	0	0
12/22	@ DET	5	4	0.0	0.0	0	0	0	1	1
12/30	TB	4	3	0.0	0.0	0	0	0	0	1
TOTALS		65	55	0.0	0.0	1	32	0	2	10
CAREER		81	69	0.0	0.0	1	32	0	2	11

## 2012 POSTSEASON

DATE	OPP	TK	SO	SK	YDS	INT	YDS	FF	FR	PD
1/13	SEA	1	0	0.0	0.0	0	0	0	0	0
1/20	SF	0	0	0.0	0.0	0	0	0	0	0
<b>TOTALS</b>		<b>1</b>	<b>0</b>	<b>0.0</b>	<b>0.0</b>	<b>0</b>	<b>0</b>	<b>0</b>	<b>0</b>	<b>0</b>



## JACQUES MCCLENDON

### GUARD

**65**

**HT: 6'3"**     **WT: 324**  
**BIRTHDATE: 12/10/87**

**NFL EXP: 3**     **ACQ: FA '12**     **2nd YEAR WITH FALCONS**  
**COLLEGE: TENNESSEE**

#### TRANSACTIONS

- Originally selected in the fourth round (129th pick overall) by the Indianapolis Colts in the 2010 NFL Draft.
- Signed by the Detroit Lions on September 4, 2011.
- Signed to the Pittsburgh Steelers practice squad on October 16, 2012.
- Signed by the Atlanta Falcons on November 7, 2012.

#### 2012 (FALCONS)

- Served as a member of the Falcons practice squad during the 2012 season.

#### COLLEGE

- Played in 49 games and started 26 games in his career at the University of Tennessee as the right guard. Earned Academic All-SEC honors in 2007, 2008, and 2009.

#### AUDIBLES

McClendon earned Academic All-SEC honors three times during his career at the University of Tennessee.

- As a senior in 2009, started all 13 games and blocked for RB Montario Hardesty who logged 1,345 rushing yards.
- In 2007, part of an offensive line that led the nation allowing just four sacks all season.

#### PERSONAL

- Attended The Baylor School for high school in Chattanooga, Tennessee.
- Played in the US Army All-American Bowl as a senior in high school in 2006.



## CHARLES MITCHELL

### SAFETY

20

**HT:** 5'11" **WT:** 205  
**BIRTHDATE:** 9/13/89

**NFL EXP:** 2 **ACQ:** D6 '12 **2nd YEAR WITH FALCONS**  
**COLLEGE:** MISSISSIPPI STATE

#### TRANSACTIONS

- Selected as a sixth round (192<sup>nd</sup> overall) draft choice by Atlanta in 2012.

#### 2012 (FALCONS)

- Saw action in 10 games on special teams and as a reserve defensive back. Recorded one tackle on defense and one tackle on special teams.
- Played in both of the Falcons playoff games in 2012, logging time on special teams and as a backup on defense.

#### EXTRA POINTS

- Participated as a member of the Atlanta Falcons Rookie Club sponsored by UnitedHealthcare of Georgia, this program gives the players the opportunity to take part in several charitable events.

#### COLLEGE

- One of the Bulldogs most consistent defenders, played in 50 games and recorded 283 total tackles with four interceptions during his career.
- Ranked second on the team with 95 tackles (50 solo) while notching three tackles for loss, one sack, six passes defended and one forced fumble as a senior in 2011.
- Became the leader of the Bulldog secondary in 2010, posting 93 total tackles, including double digit tackles in three games.
- As a sophomore in 2009, started all 12 games and posted 65 tackles with four interceptions.
- Played in all 12 games during his true freshman season for the Bulldogs and was selected to the Freshman All-SEC team by the league's coaches after notching 31 tackles and one pass defense.

#### PERSONAL

- Named the Gatorade Player of the Year for the state of Mississippi his senior season at Clarksdale (Miss.) High School after posting 78 tackles, four sacks, and two interceptions.

#### AUDIBLES

Mitchell grew up in Clarksdale, MS, the same town as musician Muddy Waters and playwright Tennessee Williams.

- Chosen to the Jackson Clarion-Ledger Dandy Dozen prior to his senior season, as one of the top 12 prospects in the state of Mississippi.
- Named one of the top 250 players in the country by Rivals.com. Tabbed as the 10th ranked safety in the nation and the top rated defensive back in Mississippi.
- Was selected to play in the Mississippi-Alabama High School All-Star game. Led the Mississippi team to victory with nine tackles and one interception.
- Rushed for 520 yards and nine touchdowns, and caught 14 passes for 200 yards and another score.
- Named second-team, all-state in the secondary by the Clarion-Ledger as a junior after making 108 tackles and three interceptions while rushing for 1,151 yards and 12 touchdowns on offense.




### MITCHELL'S CAREER DEFENSIVE STATISTICS

YEAR	GP/GS	TK	SO	AST	SK	YDS	INT	YDS	LG	TD	PD	FF	FR	YDS	TD
2012	ATL	10/0	1	0	1	0.0	0.0	0	0	0	0	0	0	0	0
TOTAL		10/0	1	0	1	0.0	0.0	0	0	0	0	0	0	0	0

#### 2012 GAME-BY-GAME

DATE	OPP	TK	SO	SK	YDS	INT	YDS	FF	FR	PD
9/9	@ KC	INACTIVE								
9/17	DEN	INACTIVE								
9/23	@ SD	0	0	0.0	0.0	0	0	0	0	0
9/30	CAR	0	0	0.0	0.0	0	0	0	0	0
10/7	WAS	0	0	0.0	0.0	0	0	0	0	0
10/14	OAK	0	0	0.0	0.0	0	0	0	0	0
10/28	@ PHI	0	0	0.0	0.0	0	0	0	0	0
11/4	DAL	0	0	0.0	0.0	0	0	0	0	0
11/11	@ NO	INACTIVE								
11/18	ARZ	INACTIVE								
11/25	@ TB	INACTIVE								
11/29	NO	INACTIVE								
12/9	@ CAR	0	0	0.0	0.0	0	0	0	0	0
12/16	NYG	1	0	0.0	0.0	0	0	0	0	0
12/22	@ DET	0	0	0.0	0.0	0	0	0	0	0
12/30	TB	0	0	0.0	0.0	0	0	0	0	0
<b>TOTALS</b>		<b>1</b>	<b>0</b>	<b>0.0</b>	<b>0.0</b>	<b>0</b>	<b>0</b>	<b>0</b>	<b>0</b>	<b>0</b>
<b>CAREER</b>		<b>1</b>	<b>0</b>	<b>0.0</b>	<b>0.0</b>	<b>0</b>	<b>0</b>	<b>0</b>	<b>0</b>	<b>0</b>



## WILLIAM MOORE

### SAFETY

# 25



PRO BOWL YEARS  
2012

**HT:** 6'0" **WT:** 221  
**BIRTHDATE:** 5/18/85

**NFL EXP:** 5 **ACQ:** D2 '09 **5TH YEAR WITH FALCONS**  
**COLLEGE:** UNIVERSITY OF MISSOURI

#### TRANSACTIONS

- Selected as a second round (55<sup>th</sup> pick overall) draft choice by Atlanta in 2009.
- Signed a five-year contract extension on March 9, 2013.

#### 2012 (FALCONS)

- Earned his first Pro Bowl selection after posting 105 tackles (74 solo) with eight passes defended, four interceptions, four tackles for loss, and one sack.
- Earned NFC Player of the Week honors after recording his first career multi-interception game vs. New Orleans (11/29). Also notched a game-high 13 tackles (10 solo) and two tackles for loss. The Falcons defense intercepted Saints' QB Drew Brees five times and held him without a touchdown pass for the first time in 54 games to snap his NFL record streak.
- Became the first Falcon to earn NFC Defensive Player of the Week honors since CB Brent Grimes in Week 15 of the 2010 season.
- Combined with fellow Pro Bowler S Thomas DeCoud to produce 11 takeaways, including 10 INTs & one fumble recovery, which resulted in 33 points.
- Joined DeCoud and CB Asante Samuel to give Atlanta three players with at least four interceptions for the first time since 1989 and the fifth time in team history.
- Notched double digit tackles in four games in 2012, including back to back games at Washington (10/7) and vs. Oakland (10/14).
- Opened the season with interceptions in back to back games for the first time in his career at Kansas City (9/9) and vs. Denver (9/17).
- His four interceptions in 2012 were tied for the fourth most among all safeties.

#### AUDIBLES

Moore attended the NFL's Business of Music Boot Camp at New York University in 2012 where he worked with top industry professionals to learn the ins and outs of the music business.

#### CAREER

- In three seasons as a starter, has amassed 275 tackles (184 solo), 25 passes defended, 11 interceptions, five forced fumbles, two fumble recoveries and 1.5 sacks.
- Earned his first Pro Bowl selection in 2012.
- Posted 62 tackles (37 solo) with one half sack, two interceptions, two forced fumbles and nine passes defended in his second season as a starter in 2011.
- Anchored a defense that created at least one turnover in 27 consecutive games between 2010 and 2011, which was the longest streak in the NFL since Chicago posted 25 straight games with a takeaway between 2007 and 2008.
- Was one of six Falcons players to record multiple interceptions in 2011.
- Became a starter at safety in 2010 and ranked third on the team with 108 tackles (73 solo), three quarterback hits, one forced fumble, and one fumble recovery.
- His five interceptions in 2010 were tied for the team lead and tied for third in the National Football League among safeties.
- Recorded his first career interception and added four tackles against Arizona (9/19/10).
- Logged eight tackles, one interception and two passes defended at St. Louis (11/21/10). His INT snapped Rams QB Sam Bradford's rookie record streak of 169 consecutive pass attempts without an interception.



### COLLEGE

- Started 32 of 48 games at Missouri and finished his career having totaled 284 tackles (182 solo. Also added 11 interceptions for 162 yards and broke Erik McMillan's school career record (three) by returning four of those for touchdowns.
- His eight interceptions in 2007 broke the old school season record of seven by Pro Football Hall of Fame safety, Roger Wehrli (1968).
- Voted a first and second-team All-America selection during his junior season.

### PERSONAL

- Attended Hayti (Mo.) High School and earned all-state honors on both sides of the ball. Led his team to three conference titles before finishing second in Class 2A ranks during his junior year.
- Set school career-records with 74 catches for 1,768 yards and 34 touchdowns.
- Also competed on the school's basketball team and was a team MVP and all-conference selection on the hardwood as a junior.

### MOORE'S CAREER DEFENSIVE STATISTICS

YEAR	GP/GS	TK	SO	AST	SK	YDS	INT	YDS	LG	TD	PD	FF	FR	YDS	TD
2009	ATL 2/0	0	0	0	0.0	0.0	0	0	0	0	0	0	0	0	0
2010	ATL 16/15	108	73	35	0.0	0.0	5	117	34	0	8	1	1	0	0
2011	ATL 12/11	62	37	25	0.5	4.5	2	56	29	0	9	2	0	0	0
2012	ATL 12/12	105	74	31	1.0	13.0	4	51	29	0	8	2	1	0	0
TOTAL	42/38	275	184	91	1.5	17.5	11	224	34	0	25	5	2	0	0



**S William Moore returns the first of his two interceptions vs. New Orleans (11/29/12).**





## 2012 GAME-BY-GAME

DATE	OPP	TK	SO	SK	YDS	INT	YDS	FF	FR	PD
9/9	@ KC	12	9	0.0	0.0	1	2	0	0	1
9/17	DEN	9	6	1.0	13.0	1	33	0	0	2
9/23	@ SD	6	3	0.0	0.0	0	0	1	1	1
9/30	CAR	8	5	0.0	0.0	0	0	0	0	0
10/7	@ WSH	10	8	0.0	0.0	0	0	0	0	0
10/14	OAK	10	8	0.0	0.0	0	0	0	0	1
10/28	@ PHI	8	5	0.0	0.0	0	0	1	0	1
11/4	DAL	7	4	0.0	0.0	0	0	0	0	0
11/11	@ NO	8	6	0.0	0.0	0	0	0	0	0
11/18	ARZ	8	5	0.0	0.0	0	0	0	0	0
11/25	@ TB	6	5	0.0	0.0	0	0	0	0	0
11/29	NO	13	10	0.0	0.0	2	16	0	0	2
12/9	@ CAR	INACTIVE								
12/16	NYG	INACTIVE								
12/22	@ DET	INACTIVE								
12/30	TB	INACTIVE								
<b>TOTALS</b>		<b>105</b>	<b>74</b>	<b>1.0</b>	<b>13.0</b>	<b>4</b>	<b>51</b>	<b>2</b>	<b>1</b>	<b>8</b>
<b>CAREER</b>		<b>275</b>	<b>184</b>	<b>1.5</b>	<b>17.5</b>	<b>11</b>	<b>224</b>	<b>5</b>	<b>2</b>	<b>25</b>

## 2012 POSTSEASON

DATE	OPP	TK	SO	SK	YDS	INT	YDS	FF	FR	PD
1/13	SEA	6	4	0.0	0.0	0	0	0	0	0
1/20	SF	5	0	0.0	0.0	0	0	0	0	1
<b>TOTALS</b>		<b>11</b>	<b>4</b>	<b>0.0</b>	<b>0.0</b>	<b>0</b>	<b>0</b>	<b>0</b>	<b>0</b>	<b>1</b>

## 2010 GAME-BY-GAME

DATE	OPP	TK	SO	SK	YDS	INT	YDS	FF	FR	PD
9/12	PIT	0	0	0.0	0.0	0	0	0	0	0
9/19	ARI	4	1	0.0	0.0	1	31	0	0	1
9/26	@ NO	11	8	0.0	0.0	0	0	0	0	0
10/3	SF	8	4	0.0	0.0	1	13	1	0	1
10/10	@ CLE	5	4	0.0	0.0	0	0	0	1	0
10/17	@ PHI	9	7	0.0	0.0	1	34	0	0	1
10/24	CIN	9	6	0.0	0.0	0	0	0	0	0
11/7	TB	3	1	0.0	0.0	0	0	0	0	0
11/11	BAL	10	7	0.0	0.0	0	0	0	0	0
11/21	@ STL	8	5	0.0	0.0	1	12	0	0	2
11/28	GB	6	5	0.0	0.0	0	0	0	0	0
12/5	@ TB	8	4	0.0	0.0	0	0	0	0	0
12/12	@ CAR	6	5	0.0	0.0	0	0	0	0	0
12/19	@ SEA	6	5	0.0	0.0	1	27	0	0	2
12/27	NO	8	5	0.0	0.0	0	0	0	0	1
1/2	CAR	7	6	0.0	0.0	0	0	0	0	0
<b>TOTALS</b>		<b>108</b>	<b>73</b>	<b>0.0</b>	<b>0.0</b>	<b>5</b>	<b>117</b>	<b>1</b>	<b>1</b>	<b>8</b>

## 2010 POSTSEASON

DATE	OPP	TK	SO	SK	YDS	INT	YDS	FF	FR	PD
1/15	GB	6	6	0.0	0.0	0	0	0	0	0
<b>TOTALS</b>		<b>6</b>	<b>6</b>	<b>0.0</b>	<b>0.0</b>	<b>0</b>	<b>0</b>	<b>0</b>	<b>0</b>	<b>0</b>

## 2011 GAME-BY-GAME

DATE	OPP	TK	SO	SK	YDS	INT	YDS	FF	FR	PD
9/11	@ CHI	4	2	0.0	0.0	0	0	0	0	0
9/18	PHI	7	3	0.0	0.0	0	0	0	0	0
9/25	@ TB	10	5	0.0	0.0	1	27	0	0	1
10/2	@ SEA	8	4	0.0	0.0	0	0	0	0	0
10/9	GB	2	1	0.0	0.0	0	0	0	0	0
10/16	CAR	3	3	0.0	0.0	0	0	1	0	2
10/23	@ DET	4	4	0.0	0.0	0	0	0	0	1
11/6	@ IND	2	0	0.0	0.0	0	0	0	0	0
11/13	NO	INACTIVE								
11/20	TEN	INACTIVE								
11/27	MIN	DID NOT PLAY								
12/4	@ HOU	DID NOT PLAY								
12/11	@ CAR	3	2	0.0	0.0	1	29	0	0	1
12/15	JAX	7	7	0.0	0.0	0	0	0	0	0
12/26	@ NO	6	2	0.0	0.0	0	0	0	0	4
1/1	TB	6	4	0.5	4.5	0	0	1	0	0
<b>TOTALS</b>		<b>62</b>	<b>37</b>	<b>0.5</b>	<b>4.5</b>	<b>2</b>	<b>56</b>	<b>2</b>	<b>0</b>	<b>9</b>

## 2011 POSTSEASON

DATE	OPP	TK	SO	SK	YDS	INT	YDS	FF	FR	PD
1/8	@ NYG	1	1	0.0	0.0	0	0	0	0	0
<b>TOTALS</b>		<b>1</b>	<b>1</b>	<b>0.0</b>	<b>0.0</b>	<b>0</b>	<b>0</b>	<b>0</b>	<b>0</b>	<b>0</b>



## STEPHEN NICHOLAS

### LINEBACKER

# 54

**HT:** 6'3" **WT:** 236  
**BIRTHDATE:** 5/1/83

**NFL EXP:** 6 **ACQ:** D4A-'07 **6th YEAR WITH FALCONS**  
**COLLEGE:** UNIVERSITY OF SOUTH FLORIDA

#### TRANSACTIONS

- Selected as a fourth round (109<sup>th</sup> pick overall) draft choice by Atlanta in 2007.
- Signed by the Falcons as a free agent on July 29, 2011.

#### 2012 (FALCONS)

- Started all 16 games at linebacker. Lead the team with 116 tackles (85 solo) while adding five tackles for loss, two sacks, one interception, one forced fumble and four passes defended.
- Tied his career high with 13 tackles (11 solo) and recorded one interception in the season opener at Kansas City.
- Was one of six Falcon defenders to post multiple sacks last season.
- Posted three games with double digit tackles, including 10 stops in both of the Falcons games against NFC South rival Carolina.
- Was part of a Falcons defense that ranked fifth in the NFL allowing just 18.7 points per game.

#### CAREER

- In six seasons with the Falcons, has totaled 363 tackles (262 solo), seven sacks, two interceptions, four forced fumbles, three fumble recoveries and 11 passes defended.
- Played in 10 games with eight starts at linebacker in 2011. Totaled 32 tackles (22 solo) with two forced fumbles and one fumble recovery.
- Made a key stop on special teams against Philadelphia (9/18/11) dragging down WR DeSean Jackson on a late game punt return that sealed the win for Atlanta.
- Competed in every contest in 2010, with 11 starts and totaled a career-high 87 tackles (61 solo), one interception, and two passes defended.
- Became the starting strongside linebacker in 2009 and set career highs in tackles and sacks.

#### AUDIBLES

Nicholas attended the NFL-NCAA Coaches Academy during the 2013 offseason. The NFL-NCAA Coaches Academy provides attendees with the opportunity to gain knowledge and insight into the world of coaching.

#### EXTRA POINTS

- During the 2010 holiday season, treated several underprivileged families from the Hall County Boys & Girls Club to a special holiday treat.
- Participated in the Extra Yard partnership program and purchased 40 season tickets and t-shirts for various charities in metro Atlanta.

#### COLLEGE

- Was a 2006 Big East first team choice at South Florida.
- Three-time member of the Butkus Watch List and was named to the Bronco Nagurski Trophy Watch List as a senior.
- His 320 career tackles rank second on USF's all-time list and his 50.5 tackles for loss are a school record.
- In addition to All-Big East honors, was named USF's Defensive Playmaker of the Year.
- Earned freshman All-America status, and was named as a Conference USA All-Freshman and was the USF Rookie of the Year in 2003.

#### PERSONAL

- Class 3A All-State linebacker in 2001 at Lee High School.
- Made 151 tackles in his senior season, including three sacks.
- Played for the North squad in Jacksonville's annual Shrine Bowl.
- Married to wife, Irene, and has a son, Stephen Jr.



## NICHOLAS' CAREER DEFENSIVE STATISTICS

YEAR	GP/GS	TK	SO	AST	SK	YDS	INT	YDS	LG	TD	PD	FF	FR	YDS	TD
2007	ATL	13/0	37	28	9	1.0	0.0	0	0	0	0	0	1	0	0
2008	ATL	16/0	9	7	2	1.0	6.0	0	0	0	2	0	0	0	0
2009	ATL	16/14	82	59	23	3.0	32.0	0	0	0	2	1	1	0	0
2010	ATL	16/11	87	61	26	0.0	0.0	1	0	0	2	0	0	0	0
2011	ATL	10/8	32	22	10	0.0	0.0	0	0	0	1	2	1	0	0
2012	ATL	16/15	116	85	32	2.0	14.0	1	3	3	4	1	0	0	0
<b>TOTAL</b>		<b>87/48</b>	<b>363</b>	<b>262</b>	<b>102</b>	<b>7.0</b>	<b>52.0</b>	<b>2</b>	<b>3</b>	<b>3</b>	<b>11</b>	<b>4</b>	<b>3</b>	<b>0</b>	<b>0</b>

## NICHOLAS' CAREER POSTSEASON STATISTICS

YEAR	GP/GS	TK	SO	AST	SK	YDS	INT	YDS	LG	TD	PD	FF	FR	YDS	TD
2008	ATL	1/0	2	1	1	0.0	0.0	0	0	0	0	0	0	0	0
2010	ATL	1/1	5	4	1	0.0	0.0	0	0	0	0	1	0	0	0
2011	ATL														
2012	ATL	2/2	8	5	3	0.0	0.0	0	0	0	0	0	1	0	0
<b>TOTAL</b>		<b>4/3</b>	<b>15</b>	<b>10</b>	<b>5</b>	<b>0.0</b>	<b>0.0</b>	<b>0</b>	<b>0</b>	<b>0</b>	<b>0</b>	<b>1</b>	<b>1</b>	<b>0</b>	<b>0</b>

- Additional Statistics: Totaled five special teams tackles in 2007, Posted 12 special teams stops in 2008, led the team in special teams tackles in 2009 with 13.

## NICHOLAS' BEST GAMES

TACKLES	SACKS	FUMBLE RECOVERIES	PASSES DEFENSED
13 vs. SF (10/3/10)	1.0, Five Times	1, Three Times	2 vs. KC(9/9/12)
13 vs. KC (9/9/12)	Last vs. ARI (11/18/12)	Last @ NO (11/2/09)	1, Seven Times

## 2012 GAME-BY-GAME

DATE	OPP	TK	SO	SK	YDS	INT	YDS	FF	FR	PD
9/9	@ KC	13	11	0.0	0.0	1	3	0	0	2
9/17	DEN	9	6	0.0	0.0	0	0	1	0	0
9/23	@ SD	7	5	0.0	0.0	0	0	0	0	0
9/30	CAR	10	7	0.0	0.0	0	0	0	0	0
10/7	WAS	5	3	0.0	0.0	0	0	0	0	0
10/14	OAK	0	0	0.0	0.0	0	0	0	0	0
10/28	@ PHI	7	5	0.0	0.0	0	0	0	0	1
11/4	DAL	6	4	0.0	0.0	0	0	0	0	0
11/11	@ NO	8	6	1.0	6.0	0	0	0	0	0
11/18	ARZ	7	5	1.0	14.0	0	0	0	0	0
11/25	@ TB	7	6	0.0	0.0	0	0	0	0	0
11/29	NO	6	4	0.0	0.0	0	0	0	0	1
12/9	@ CAR	10	7	0.0	0.0	0	0	0	0	0
12/16	NYG	6	4	0.0	0.0	0	0	0	0	0
12/22	@ DET	8	5	0.0	0.0	0	0	0	0	0
12/30	TB	7	6	0.0	0.0	0	0	0	0	0
<b>TOTALS</b>		<b>116</b>	<b>85</b>	<b>2.0</b>	<b>20.0</b>	<b>1</b>	<b>3</b>	<b>1</b>	<b>0</b>	<b>4</b>
<b>CAREER</b>		<b>363</b>	<b>262</b>	<b>7.0</b>	<b>58.0</b>	<b>1</b>	<b>3</b>	<b>4</b>	<b>3</b>	<b>11</b>

## 2012 POSTSEASON

DATE	OPP	TK	SO	SK	YDS	INT	YDS	FF	FR	PD
1/13	SEA	5	3	0.0	0.0	0	0	0	0	0
1/20	SF	3	2	0.0	0.0	0	0	0	1	0
<b>TOTALS</b>		<b>8</b>	<b>5</b>	<b>0.0</b>	<b>0.0</b>	<b>0</b>	<b>0</b>	<b>0</b>	<b>1</b>	<b>0</b>

## 2011 GAME-BY-GAME

DATE	OPP	TK	SO	SK	YDS	INT	YDS	FF	FR	PD
9/11	@ CHI	4	3	0.0	0.0	0	0	0	0	0
9/18	PHI	4	3	0.0	0.0	0	0	1	1	0
9/25	@									
10/2	@ SEA									
10/9	GB	3	1	0.0	0.0	0	0	0	0	0
10/16	CAR	4	3	0.0	0.0	0	0	1	0	0
10/23	@ DET	7	6	0.0	0.0	0	0	0	0	0
11/6	@ IND	2	2	0.0	0.0	0	0	0	0	0
11/13	NO	4	2	0.0	0.0	0	0	0	0	0
11/20	TEN	0	0	0.0	0.0	0	0	0	0	0
11/27	MIN	4	2	0.0	0.0	0	0	0	0	1
12/4	@ HOU									
12/11	@ CAR									
12/15	JAX	0	0	0.0	0.0	0	0	0	0	0
12/26	@ NO									
1/1	TB									
<b>TOTALS</b>		<b>32</b>	<b>22</b>	<b>0.0</b>	<b>0.0</b>	<b>0</b>	<b>0</b>	<b>2</b>	<b>1</b>	<b>1</b>

## 2011 POSTSEASON

DATE	OPP	TK	SO	SK	YDS	INT	YDS	FF	FR	PD
1/8	@ NYG									
<b>TOTALS</b>		<b>0</b>	<b>0</b>	<b>0.0</b>	<b>0.0</b>	<b>0</b>	<b>0</b>	<b>0</b>	<b>0</b>	<b>0</b>



2010 GAME-BY-GAME										
DATE	OPP	TK	SO	SK	YDS	INT	YDS	FF	FR	PD
9/12	PIT	3	2	0.0	0.0	0	0	0	0	0
9/19	ARI	1	1	0.0	0.0	0	0	0	0	0
9/26	@ NO	0	0	0.0	0.0	0	0	0	0	0
10/3	SF	13	12	0.0	0.0	0	0	0	0	0
10/10	@ CLE	5	4	0.0	0.0	1	0	0	0	1
10/17	@ PHI	86	0.0	0.0	0	0	0	0	0	0
10/24	CIN	9	4	0.0	0.0	0	0	0	0	0
11/7	TB	8	7	0.0	0.0	0	0	0	0	0
11/11	BAL	6	4	0.0	0.0	0	0	0	0	0
11/21	@ STL	41	0.0	0.0	0	0	0	0	0	0
11/28	GB	4	3	0.0	0.0	0	0	0	0	0
12/5	@ TB	7	5	0.0	0.0	0	0	0	0	0
12/12	@ CAR	7	3	0.0	0.0	0	0	0	0	1
12/19	@ SEA	3	2	0.0	0.0	0	0	0	0	0
12/27	NO	3	2	0.0	0.0	0	0	0	0	0
1/2	CAR	6	6	0.0	0.0	0	0	0	0	0
<b>TOTALS</b>		<b>87</b>	<b>61</b>	<b>0.0</b>	<b>0.0</b>	<b>1</b>	<b>0</b>	<b>0</b>	<b>0</b>	<b>2</b>

2010 POSTSEASON										
DATE	OPP	TK	SO	SK	YDS	INT	YDS	FF	FR	PD
1/15	GB	5	4	0.0	0.0	0	0	1	0	0
<b>TOTALS</b>		<b>5</b>	<b>4</b>	<b>0.0</b>	<b>0.0</b>	<b>0</b>	<b>0</b>	<b>0</b>	<b>0</b>	<b>0</b>

2008 GAME-BY-GAME										
DATE	OPP	TK	SO	SK	YDS	INT	YDS	FF	FR	PD
9/7	DET	0	0	0.0	0.0	0	0	0	0	0
9/14	@ TB	0	0	0.0	0.0	0	0	0	0	0
9/21	KC	0	0	0.0	0.0	0	0	0	0	0
9/28	@ CAR	1	1	0.0	0.0	0	0	0	0	0
10/5	@ GB	3	3	0.0	0.0	0	0	0	0	1
10/12	CHI	0	0	0.0	0.0	0	0	0	0	0
10/26	@ PHI	0	0	0.0	0.0	0	0	0	0	0
11/2	@ OAK	0	0	0.0	0.0	0	0	0	0	0
11/9	NO	1	1	0.0	0.0	0	0	0	0	0
11/16	DEN	1	0	0.0	0.0	0	0	0	0	0
11/23	CAR	2	1	0.0	0.0	0	0	0	0	0
11/30	@ SD	0	0	0.0	0.0	0	0	0	0	0
12/7	@ NO	0	0	0.0	0.0	0	0	0	0	1
12/14	TB	0	0	0.0	0.0	0	0	0	0	0
12/21	@ MIN	0	0	0.0	0.0	0	0	0	0	0
12/28	STL	1	1	1.0	6.0	0	0	0	0	0
<b>TOTALS</b>		<b>9</b>	<b>7</b>	<b>1.0</b>	<b>6.0</b>	<b>0</b>	<b>0</b>	<b>0</b>	<b>0</b>	<b>2</b>

2008 POSTSEASON										
DATE	OPP	TK	SO	SK	YDS	INT	YDS	FF	FR	PD
1/3	@ ARZ	2	1	0.0	0.0	0	0	0	0	0
<b>TOTALS</b>		<b>2</b>	<b>1</b>	<b>0.0</b>	<b>0.0</b>	<b>0</b>	<b>0</b>	<b>0</b>	<b>0</b>	<b>0</b>

2009 GAME-BY-GAME										
DATE	OPP	TK	SO	SK	YDS	INT	YDS	FF	FR	PD
9/13	MIA	6	6	0.0	0.0	0	0	00	0	
9/20	CAR	10	7	1.0	12.0	0	0	0	0	0
9/27	@ NE	7	4	0.0	0.0	0	0	0	0	0
10/11	@ SF	3	0	0.0	0.0	0	0	0	0	0
10/18	CHI	1	1	0.0	0.0	0	0	0	0	0
10/25	@ DAL	4	4	1.0	4.0	0	0	0	0	0
11/2	@ NO	8	6	0.0	0.0	0	0	0	0	1
11/8	WSH	3	2	0.0	0.0	0	0	0	0	0
11/15	@ CAR	5	3	0.0	0.0	0	0	0	0	0
11/22	@ NYG	7	5	1.0	16.0	0	0	1	0	0
11/29	TB	8	5	0.0	0.0	0	0	0	0	0
12/6	PHI	2	2	0.0	0.0	0	0	0	0	0
12/13	NO	9	8	0.0	0.0	0	0	0	0	0
12/20	@ NYJ	3	1	0.0	0.0	0	00	00		
12/27	BUF	1	1	0.0	0.0	0	0	0	0	0
1/3	@ TB	5	4	0.0	0.0	0	0	0	0	1
<b>TOTALS</b>		<b>82</b>	<b>59</b>	<b>3.0</b>	<b>38.0</b>	<b>0</b>	<b>0</b>	<b>1</b>	<b>1</b>	<b>2</b>

2007 GAME-BY-GAME										
DATE	OPP	TK	SO	SK	YDS	INT	YDS	FF	FR	PD
9/9	@ MIN	5	4	0.0	0.0	0	0	0	0	0
9/16	@ JAX	3	0	0.0	0.0	0	0	0	0	0
9/23	CAR	4	2	0.0	0.0	0	0	0	0	0
9/30	HOU	5	5	0.0	0.0	0	0	0	1	0
10/7	@ TEN	4	2	0.0	0.0	0	0	0	0	0
10/15	NYG	INACTIVE								
10/21	@ NO	INACTIVE								
11/4	SF	INACTIVE								
11/11	@ CAR	0	0	0.0	0.0	0	0	0	0	0
11/18	TB	0	0	0.0	0.0	0	0	0	0	0
11/22	IND	0	0	0.0	0.0	0	0	0	0	0
12/2	@ STL	1	1	0.0	0.0	0	0	0	0	0
12/10	NO	4	4	0.0	0.0	0	0	0	0	0
12/16	@ TB	4	4	0.0	0.0	0	0	0	0	0
12/23	@ ARZ	2	1	0.0	0.0	0	0	0	0	0
12/30	SEA	5	5	1.0	0.0	0	0	0	0	0
<b>TOTALS</b>		<b>37</b>	<b>28</b>	<b>1.0</b>	<b>0.0</b>	<b>0</b>	<b>0</b>	<b>0</b>	<b>1</b>	<b>0</b>



## COREY PETERS

### DEFENSIVE TACKLE

# 91

**HT:** 6'3" **WT:** 305  
**BIRTHDATE:** 6/8/88

**NFL EXP:** 4 **ACQ:** D3A-'10 **4th YEAR WITH FALCONS**  
**COLLEGE:** UNIVERSITY OF KENTUCKY

#### TRANSACTIONS

- Selected as a third round (83<sup>rd</sup> pick overall) draft choice by Atlanta in 2010.

#### 2012 (FALCONS)

- Played in 10 games with eight starts after spending the first six weeks of the season on the Reserve/Non-football injury list. Recorded 21 tackles (15 solo) with one forced fumble, and one pass defended.
- Notched a career-high six tackles (five solo) in Atlanta's Week 16 win over the Detroit Lions.
- Helped anchor a defensive line that produced 46 tackles behind the line of scrimmage, which ranked tied for seventh in the NFL.
- Played a key role in the defensive line rotation and helped Atlanta rank fifth in the NFL in scoring defense last season, allowing 18.7 points per game.

#### CAREER

- Has emerged as a stalwart member of the defensive line in his first three seasons with the Falcons, starting 38 of the 41 games in which he has appeared. Has recorded 94 tackles (72 solo), 4.0 sacks, one interception, one fumble recovery and four passes defended.
- Started all 15 games in which he appeared in 2011. Posted 33 tackles (26 solo) with 3.0 sacks, one interception, two passes defended.
- Scored his first career touchdown after recovering a fumble and taking it back 13-yards for a score against Jacksonville (12/15/11).
- Part of a defense that ranked sixth in the NFL in rushing defense in 2011, holding opponents to 97.0 rushing yards per game.
- Made an immediate impact in his rookie season playing in all 16 games with 15 starts. Contributed with 40 tackles (31 solo), one sack and one pass defended.

#### AUDIBLES

Peters was named the Atlanta Falcons 2011 Walter Payton Man of the Year for his off the field commitment to serving the community as well as his on field performance.

#### EXTRA POINTS

- Named the Atlanta Falcons 2011 Walter Payton Man of the Year for his off-the-field community service as well as his playing excellence.
- Peters and 2012 Man of the Year P Matt Bosher were honored by the WellStar Foundation at its annual Gridiron Gala for their commitment to giving back to the community.
- In 2013, took part in the Mother's Day/Father's Day Shop at Egleston Children's Hospital in Atlanta as well as the 4th annual Huddle Up for Miracles hosted by Head Coach Mike Smith.
- Kicked off 2011 by attending the Falcons' September 11 commemoration event, where he participated in surprise visits to Atlanta Fire Departments. Also attended the 3rd annual Atlanta Falcons Dazzle & Dine event for Breast Cancer Awareness Month.
- In 2010, a participant in the Atlanta Falcons Rookie Club sponsored by UnitedHealthcare of Georgia, this program gives the players the opportunity to take part in several charitable events.
- In December 2010, the Falcons defensive line treated children from the Atlanta Urban Ministries to a holiday shopping spree at a WalMart in the city. The players ate dinner and shopped with the children.

#### COLLEGE

- A three-year starter on the Kentucky defensive line who contributed with 146 career tackles (83 solo), 27 tackles for loss, 11.5 sacks, 11 passes defended, one forced fumble and three fumble recoveries.
- Was a two-time SEC Academic Honor Roll honoree in 2007 and '08.



- Was named Kentucky's Most Improved Defensive Player by the team's coaches in 2007.

### PERSONAL

- Attended Central High School (Louisville, Kentucky) and was a four-year letterman and three-year starter on the defensive line.
- Was a first-team all-state choice as a senior by the *Louisville Courier-Journal* and second-team all-state by the Associated Press.
- Was one of the nation's top-25 defensive tackle prospects by *Rivals.com*.
- Totaled 91 tackles, 15 sacks, three interceptions, five forced fumbles, three fumble recoveries and seven passes defended his senior season.
- Part of a Central team that went on to the state play-offs all three years, with a best finish of 10-3 and a trip to the state quarterfinals his junior year.
- Played in the Kentucky-Tennessee High School All-Star Game.
- A native of Louisville, Kentucky.

### PETERS' CAREER DEFENSIVE STATISTICS

YEAR	GP/GS	TK	SO	AST	SK	YDS	INT	YDS	LG	TD	PD	FF	FR	YDS	TD
2010	ATL 16/15	40	31	9	1.0	4.0	0	0	0	0	1	0	0	0	0
2011	ATL 15/15	33	26	7	3.0	29.0	1	0	0	0	2	0	1	13	1
2012	ATL 10/8	21	15	6	0.0	0.0	0	0	0	0	1	1	0	0	0
TOTAL	41/38	94	72	22	4.0	33.0	1	0	0	0	4	1	1	13	1



DT Corey Peters recovers a loose ball against the Saints.





## 2012 GAME-BY-GAME

DATE	OPP	TK	SO	SK	YDS	INT	YDS	FF	FR	PD
9/9	@ KC				RESERVE/NON-FOOTBALL INJURY LIST					
9/17	DEN				RESERVE/NON-FOOTBALL INJURY LIST					
9/23	@ SD				RESERVE/NON-FOOTBALL INJURY LIST					
9/30	CAR				RESERVE/NON-FOOTBALL INJURY LIST					
10/7	@ WSH				RESERVE/NON-FOOTBALL INJURY LIST					
10/14	OAK				RESERVE/NON-FOOTBALL INJURY LIST					
10/28	@ PHI	0	0	0.0	0.0	0	0	0	0	0
11/4	DAL	1	1	0.0	0.0	0	0	0	0	0
11/11	@ NO	2	2	0.0	0.0	0	0	0	0	1
11/18	ARZ	0	0	0.0	0.0	0	0	0	0	0
11/25	@ TB	3	1	0.0	0.0	0	0	0	0	0
11/29	NO	4	2	0.0	0.0	0	0	0	0	0
12/9	@ CAR	3	2	0.0	0.0	0	0	0	0	0
12/16	NYG	0	0	0.0	0.0	0	0	0	0	0
12/22	@ DET	6	5	0.0	0.0	0	0	1	0	0
12/30	TB	2	2	0.0	0.0	0	0	0	0	0
<b>TOTALS</b>		<b>21</b>	<b>15</b>	<b>0.0</b>	<b>0.0</b>	<b>0</b>	<b>0</b>	<b>1</b>	<b>0</b>	<b>1</b>
<b>CAREER</b>		<b>94</b>	<b>70</b>	<b>4.0</b>	<b>33.0</b>	<b>1</b>	<b>0</b>	<b>1</b>	<b>1</b>	<b>4</b>

## 2012 POSTSEASON

DATE	OPP	TK	SO	SK	YDS	INT	YDS	FF	FR	PD
1/13	SEA	2	2	0.0	0.0	0	0	0	0	0
1/20	SF	4	3	1.0	9.0	0	0	0	0	1
<b>TOTALS</b>		<b>6</b>	<b>5</b>	<b>1.0</b>	<b>9.0</b>	<b>0</b>	<b>0</b>	<b>0</b>	<b>0</b>	<b>1</b>

## 2010 GAME-BY-GAME

DATE	OPP	TK	SO	SK	YDS	INT	YDS	FF	FR	PD
9/12	PIT	1	1	0.0	0.0	0	0	0	0	0
9/19	ARI	1	0	0.0	0.0	0	0	0	0	0
9/26	@ NO	3	2	0.0	0.0	0	0	0	0	0
10/3	SF	4	3	0.0	0.0	0	0	0	0	0
10/10	@ CLE	5	4	0.0	0.0	0	0	0	0	0
10/17	@ PHI	4	3	0.0	0.0	0	0	0	0	0
10/24	CIN	0	0	0.0	0.0	0	0	0	0	0
11/7	TB	3	3	0.0	0.0	0	0	0	0	1
11/11	BAL	1	0	0.0	0.0	0	0	0	0	0
11/21	@ STL	2	1	0.0	0.0	0	0	0	0	0
11/28	GB	2	2	0.0	0.0	0	0	0	0	0
12/5	@ TB	4	3	0.0	0.0	0	0	0	0	0
12/12	@ CAR	5	4	0.0	0.0	0	0	0	0	0
12/19	@ SEA	0	0	0.0	0.0	0	0	0	0	0
12/27	NO	2	2	0.0	0.0	0	0	0	0	0
1/2	CAR	3	2	1.0	4.0	0	0	0	0	0
<b>TOTALS</b>		<b>40</b>	<b>31</b>	<b>1.0</b>	<b>4.0</b>	<b>0</b>	<b>0</b>	<b>0</b>	<b>0</b>	<b>1</b>

## 2010 POSTSEASON

DATE	OPP	TK	SO	SK	YDS	INT	YDS	FF	FR	PD
1/15	GB	5	4	0.0	0.0	0	0	0	0	0
<b>TOTALS</b>		<b>2</b>	<b>2</b>	<b>0.0</b>	<b>0.0</b>	<b>0</b>	<b>0</b>	<b>0</b>	<b>0</b>	<b>0</b>

## 2011 GAME-BY-GAME

DATE	OPP	TK	SO	SK	YDS	INT	YDS	FF	FR	PD
9/11	@ CHI				INACTIVE					
9/18	PHI	0	0	0.0	0.0	0	0	0	0	0
9/25	@ TB	1	1	0.0	0.0	0	0	0	0	0
10/2	@ SEA	5	3	0.0	0.0	0	0	0	0	0
10/9	GB	4	3	1.0	7.0	0	0	0	0	0
10/16	CAR	1	1	0.0	0.0	1	0	0	0	1
10/23	@ DET	3	3	1.0	10.0	0	0	0	0	1
11/6	@ IND	2	1	1.0	12.0	0	0	0	0	0
11/13	NO	0	0	0.0	0.0	0	0	0	0	0
11/20	TEN	1	1	0.0	0.0	0	0	0	0	0
11/27	MIN	5	4	0.0	0.0	0	0	0	0	0
12/4	@ HOU	4	3	0.0	0.0	0	0	0	0	0
12/11	@ CAR	3	3	0.0	0.0	0	0	0	0	0
12/15	JAX	2	2	0.0	0.0	0	0	0	1	0
12/26	@ NO	1	1	0.0	0.0	0	0	0	0	0
1/1	TB	1	0	0.0	0.0	0	0	0	0	0
<b>TOTALS</b>		<b>33</b>	<b>26</b>	<b>3.0</b>	<b>29.0</b>	<b>1</b>	<b>0</b>	<b>0</b>	<b>1</b>	<b>2</b>

## 2011 POSTSEASON

DATE	OPP	TK	SO	SK	YDS	INT	YDS	FF	FR	PD
1/8	@ NYG	1	1	0.0	0.0	0	0	0	0	0
<b>TOTALS</b>		<b>1</b>	<b>1</b>	<b>0.0</b>	<b>0.0</b>	<b>0</b>	<b>0</b>	<b>0</b>	<b>0</b>	<b>0</b>



## MICANOR REGIS

### DEFENSIVE TACKLE

# 97

**HT:** 6'3"    **WT:** 305  
**BIRTHDATE:** 11/3/89

**NFL EXP:** 1    **ACQ:** FA-'12    2nd YEAR WITH FALCONS  
**COLLEGE:** UNIVERSITY OF MIAMI (FL)

#### TRANSACTIONS

- Signed by the Falcons as a College Free Agent on April 30, 2012.
- Signed to the Falcons practice squad on September 1, 2012.

#### 2012 (FALCONS)

- Served as a member of the Falcons practice squad during the 2012 season.

#### COLLEGE

- Played in 46 career games with 112 tackles (52 solo), 5.5 sacks, 18 tackles for loss, one forced fumble and three interceptions at Miami.
- Was a reliable and consistent defender for the Hurricanes as he finished the 2011 season with 41 tackles (19 solo), 6.5 tackles for loss, and two sacks.
- 2010, he notched 42 tackles (19 solo), eight tackles for loss and three sacks.

#### AUDIBLES

Regis attended Pahokee High School in Florida. The school's football team has won six state championships and sent numerous player to the NFL, including Falcons RB Antone Smith.

#### PERSONAL

- Played for USA Today's No. 6-ranked high school team at Pahokee High School (FL). Made 101 tackles (31 for loss), with five sacks and an interception as a senior.
- Ranked the No. 55 player in Florida and the 29th best defensive tackle in the nation by Rivals.com and rated as the No. 31 defensive tackle and the No. 58 player in Florida by Scout.com. Selected to the PrepStar All-Southeast Region team after his senior season.
- 2010, he notched 42 tackles (19 solo), eight tackles for loss and three sacks.



## GARRETT REYNOLDS

### OFFENSIVE GUARD

75

**HT:** 6'9" **WT:** 310  
**BIRTHDATE:** 7/1/87

**NFL EXP:** 5 **ACQ:** D5B-'09 **5th YEAR WITH FALCONS**  
**COLLEGE:** UNIVERSITY OF NORTH CAROLINA

#### TRANSACTIONS

- Selected as a fifth round (156<sup>th</sup> overall) draft choice by Atlanta in 2009.
- Signed a two-year contract extension with the Falcons on March 11, 2013.

#### 2012 (FALCONS)

- Played in seven games with six starts before being placed on injured reserve. Began the season as the Falcons starting right guard.
- QB Matt Ryan tossed three touchdowns in four of the seven games that Reynolds played in.
- Blocked for RB Michael Turner as he set a franchise record with his 26th 100-yard game against Carolina (9/30).
- Part of an offensive line that helped Ryan throw for 369 yards with three touchdowns against Carolina (9/30), including a 59-yard pass to WR Roddy White from the Falcons endzone that set up a game-winning field goal.
- Member of an offensive line that helped the Falcons produce a season high 28 first downs at Washington (10/7).

#### CAREER

- Has started 13 of 27 career games in four seasons with the Falcons.
- In 2011, played in all 16 games, including seven starts at right guard. Made his first career start in the season opener at Chicago and assisted the offense in producing 114 total rushing yards.
- Saw action in five games during his rookie season in 2009.

#### EXTRA POINTS

- Awarded the Atlanta Falcons Community All-Star sponsored by AllState for the month of December 2010. Recognized at the inaugural Community Honors dinner presented by AllState at the 191 club in downtown Atlanta.

#### AUDIBLES

Reynolds' number 75 jersey was retired by his alma mater, Carter High School in Tennessee in 2012. He is the only student athlete from Carter to reach the NFL.

- Served as a celebrity waiter for the 4th annual Huddle Up for Miracles hosted by Head Coach Mike Smith in 2013.
- Spoke to the incoming 2010 rookies at the 2nd annual Atlanta Falcons Rookie Club Kickoff Dinner Presented by UnitedHealthcare of Georgia about the importance of giving back to the community and participating in all of the Rookie Club community initiatives.
- Frequently visits local schools, participating in Play 60 activities as well as speaking about the importance of education and goal-setting.

#### COLLEGE

- A second-team All-ACC selection by the Associated Press and first-team All-ACC pick by *The ACC Sports Journal* following his senior season. Was named to the '08 Lombardi Award Watch List.

#### PERSONAL

- Attended Carter High School and ranked among the top 15 players in Tennessee by *Rivals.com* and *SuperPrep*.
- Named all-state at defensive tackle in 4-A schools and was an Associated Press honorable mention all-state selection on offense.
- A three-year starter on both the offensive and defensive lines while contributing with 76 tackles on defense as a senior.
- Uncle is former Rams and 49ers linebacker Jack "Hacksaw" Reynolds.

**REYNOLDS' CAREER GAMES PLAYED/STARTED**

2012	2011	2010	2009
ATL	ATL	ATL	ATL
7/6	16/7	0/0	4/0
<b>TOTAL</b>	<b>27/13</b>		



G Garrett Reynolds lines up at right guard during the 2012 season.



## TRAVIAN ROBERTSON

### DEFENSIVE TACKLE

# 92

**HT:** 6'4" **WT:** 304  
**BIRTHDATE:** 12/9/88

**NFL EXP:** 1 **ACQ:** D7-'12 **2ND YEAR WITH FALCONS**  
**COLLEGE:** SOUTH CAROLINA

#### TRANSACTIONS

- Selected as a seventh round (249<sup>th</sup> overall) draft choice by Atlanta in 2012.

#### 2012 (FALCONS)

- Was active in seven games, playing in four as a reserve defensive end. Recorded two tackles (two solo) in his rookie campaign.

#### EXTRA POINTS

- Participates as a member of the Atlanta Falcons Rookie Club sponsored by UnitedHealthcare of Georgia, this program gives the players the opportunity to take part in several charitable events.

#### COLLEGE

- Named a preseason second-team All-SEC selection by *Phil Steele* as a key interior cog in South Carolina's defense.
- Three-year letter winner played in 12 games as a senior in 2011, recording 45 tackles (22 solo), two sacks and eight tackles for loss.
- In 2010, helped anchor one of the best defensive fronts in the SEC, earning fourth-team All-SEC accolades from *Phil Steele* after starting all 14 contests, and posting 42 tackles, with 10 for loss and four sacks.
- Played in every game in his first two seasons at South Carolina, totaling 24 tackles with two tackles for loss.

#### AUDIBLES

Robertson was one of six South Carolina players selected in the 2012 NFL Draft, including Stephon Gilmore, Melvin Ingram, Alshon Jeffery, Rokevious Watkins, and Antonio Allen.

#### PERSONAL

- Played for Mark Barnes at Scotland County High School in Laurinburg, N.C., where he was named Defensive End of the Year after recording 74 tackles with 7.5 sacks, two fumble recoveries and four forced fumbles as a senior.
- Named all-conference, all-region and team Defensive MVP during his senior season.
- Played in the Shrine Bowl of the Carolinas, posting four tackles, a sack and a fumble recovery. Also logged three tackles and a pair of sacks in the Offense-Defense All-Star Game in Ft. Lauderdale, Fla.
- Graduated from South Carolina in May 2011 with a degree in criminal justice.
- His brother, Tony Robertson, played football at Appalachian State.

#### ROBERTSON'S CAREER DEFENSIVE STATISTICS

YEAR	GP/GS	TK	SO	AST	SK	YDS	INT	YDS	LG	TD	PD	FF	FR	YDS	TD
2012 ATL	7/0	2	2	0	0.0	0.0	0	0	0	0	0	0	0	0	0
TOTAL	7/0	2	2	0	0.0	0.0	0	0	0	0	0	0	0	0	0



2012 GAME-BY-GAME										
DATE	OPP	TK	SO	SK	YDS	INT	YDS	FF	FR	PD
9/9	@ KC									
9/17	DEN									
9/23	@ SD	0	0	0.0	0.0	0	0	0	0	0
9/30	CAR									
10/7	WAS									
10/14	OAK									
10/28	@ PHI									
11/4	DAL									
11/11	@ NO									
11/18	ARZ									
11/25	@ TB	0	0	0.0	0.0	0	0	0	0	0
11/29	NO	1	1	0.0	0.0	0	0	0	0	0
12/9	@ CAR									
12/16	NYG									
12/22	@ DET	1	1	0.0	0.0	0	0	0	0	0
12/30	TB									
<b>TOTALS</b>		<b>2</b>	<b>2</b>	<b>0.0</b>	<b>0.0</b>	<b>0</b>	<b>0</b>	<b>0</b>	<b>0</b>	<b>0</b>
<b>CAREER</b>		<b>2</b>	<b>2</b>	<b>0.0</b>	<b>0.0</b>	<b>0</b>	<b>0</b>	<b>0</b>	<b>0</b>	<b>0</b>



DT Travian Robertson saw action in seven games as a rookie in 2012.





## JACQUIZZ RODGERS

### RUNNING BACK

# 32

**HT:** 5'6" **WT:** 188  
**BIRTHDATE:** 2/9/90

**NFL EXP:** 3 **ACQ:** D5-'11 **3rd YEAR WITH FALCONS**  
**COLLEGE:** OREGON STATE

#### TRANSACTIONS

- Selected as a fifth round (145<sup>th</sup> pick overall) draft choice by Atlanta in 2011.

#### 2012 (FALCONS)

- Played in all 16 games, splitting time in the backfield with RB Michael Turner. Logged 362 yards on 94 carries (3.9 yards per carries) with one touchdown.
- Ranked fourth on the team with 53 receptions and 402 yards, giving him 762 scrimmage yards on 147 touches (5.2 yards per touch).
- Returned 23 kicks for 592 yards with a 25.7 yards per return average in his first season as the Falcons kick returner. Broke a career-long 77 yard return at Kansas City (9/9) on his first career return.
- His 25.7 yards per return average in 2012, was the seventh best single-season average in team history.
- Rushed for a career high 49 yards on 10 carries (4.9 yards per carry) with one touchdown at Tampa Bay (11/25).
- Joined Turner to combine for 1,162 rushing yards on 316 carries with 10 touchdowns on the ground, while adding 72 receptions for 530 yards and two touchdowns through the air. The Falcons were one of just four teams to boast two running backs with over 750 scrimmage yards.
- Tallied 93 yards on 12 touches in the NFC Divisional playoff game against Seattle. Logged 64 yards on 10 carries (6.4 yards per carry), including a 45 yard scamper that helped set up a Falcons field goal. Also added 29 yards on two receptions.
- In Rodgers' 4.8 yards per carry during the playoffs ranked sixth in the NFL among players with 20 or more carries.

#### CAREER

- In two seasons with the Falcons, has tallied 567 yards on 151 carries with two touchdowns on the ground. Has added 74 receptions for 590 yards with two touchdowns in the passing game.

#### AUDIBLES

Seven Falcons have brothers that also play professional sports. Kevin & Zach Cone (MLB), Jonathan & Jordan Babineaux (NFL), Harry & Toney Douglas (NBA), Peria & John Jerry (NFL), Jacquizz & James Rodgers (NFL), Desmond, Marcus & Isaiah Trufant (NFL), and Robert Alford & Fred Booker (NFL).

- Logged 57 carries for 205 yards with one touchdown as a rookie in 2011. Showed his dual-threat ability by adding 21 receptions for 188 yards and one touchdown as a receiver out of the backfield.
- Caught his first career touchdown pass on a 31-yard reception at Carolina (12/11/11).
- Scored his first career rushing touchdown on a one yard run vs. Tampa Bay (1/1/12). Finished the game with 24 yards on eight carries helping the Falcons to a 251 yard output on the ground.

#### EXTRA POINTS

- Awarded the Atlanta Falcons Community All-Star sponsored by AllState for the month of December 2010. Recognized at the inaugural Community Honors dinner presented by AllState at the 191 club in downtown Atlanta.

#### COLLEGE

- Was the focal point of the Oregon State offense since his arrival in 2008, earning touches not only in the ground game, but in the passing attack as well.
- Caught 151 passes in his career, shattering Pat Chaffey's school record for receptions by a running back (124).
- His 4,929 all-purpose yards rank sixth in school annals behind his brother James Rodgers (5,784) and Ken Simonton (5,606).
- Is one of just three players in Beaver history to account for 1,000 yards rushing and 1,000 yards receiving in a career.



- In 36 games with the Beavers, rushed for 3,877 yards on 788 carries with 46 touchdowns.
  - His 3,877 yards rank sixth in Pac-10 Conference history behind Charles White (6,245; 1976-79) and Marcus Allen of USC (4,810; 1978-81), Ken Simon-ton (5,044; 1998-01), Darrin Nelson of Stanford (4,169; 1977-81) and Napoleon Kaufman of Wash- ington (4,106; 1991-94).
  - Was named the Pac 10 Offensive Player of the Year and Rookie of the Year as a freshman in 2008 after posting 1,253 rushing yards and 11 touch- downs, while adding 247 yards and one touchdown on 29 receptions.
  - Gained 186 yards with two touchdowns on 37 carries in OSU's 27-21 upset victory over the top ranked USC Trojans in 2008, earning conference offensive player of the week honors for his performance
  - Set a school record with 21 rushing touchdowns as a junior in 2009 and rushed for a career high 1,440 yards, while adding 78 receptions for 522 yards and one touchdown.
- PERSONAL**
- Rodgers was a standout tailback and safety for Lamar Consolidated High School (Richmond, Tx.) where he earned the nickname "Mr. Touchdown" from his teammates after setting a Texas record for scoring with 136 touchdowns, while his 8,245 career rushing yards were the sixth-highest total in state history.
  - Finished his career ranking second all-time in Texas high school annals with 41 100-yard rushing per- formances, including 21 200-yard games.
  - As a senior, rushed for 2,902 yards and 43 touchdowns while leading his Mustangs squad to a 13-2 overall record and their first ever state title.
  - Named the inaugural Texas Associated Press Play- er of the Year and the Texas Sports Writers Asso- ciation 4A Offensive Player of the Year in his senior season.
  - Also garnered several national honors, including first-team EA Sports High School All-American and 2008 Parade All-American, as well as Old Spice Red Zone and Built Ford Tough Player of the Year awards for Texas.
  - A Richmond, TX native, family includes his mother Tasha Williams and three siblings.
  - Has devoted time to speak about the dangers of drugs at elementary schools in the Richmond area.

### RODGERS' CAREER OFFENSIVE STATISTICS

		RUSHING						RECEIVING			
YEAR	GP/GS	ATT	YDS	AVG	LG	TD	REC	YDS	AVG	LG	TD
2011 ATL	16/0	57	205	3.6	13	1	21	188	9.0	31t	1
2012 ATL	16/0	94	362	3.9	43	1	53	402	7.6	32	1
<b>TOTALS</b>	32/0	151	567	3.8	43	2	74	590	8.0	32	2



2012 GAME-BY-GAME											
DATE	OPP	RUSHING					RECEIVING				
		RUSH	YDS	AVG	LG	TD	REC	YDS	AVG	LG	TD
9/9	@ KC	7	22	3.1	6	0	2	13	6.5	7	0
9/17	DEN	3	3	1.0	2	0	0	0	0.0	0	0
9/23	@ SD	10	32	3.2	9	0	5	35	7.0	11	1
9/30	CAR	6	18	3.0	5	0	4	40	10.0	15	0
10/7	@ WAS	3	4	1.3	2	0	1	8	8.0	8	0
10/14	OAK	2	-2	-1.0	0	0	3	21	7.0	9	0
10/28	@ PHI	8	60	7.5	43	0	5	20	4.0	5	0
11/4	DAL	3	0	0.0	3	0	4	53	13.3	31	0
11/11	@ NO	3	29	9.7	18	0	4	33	8.3	15	0
11/18	ARI	5	16	3.2	6	0	5	35	7.0	17	0
11/25	@ TB	10	49	4.9	20	1	2	30	15.0	32	0
11/29	NO	8	43	5.4	14	0	2	-4	-2.0	2	0
12/9	@ CAR	4	21	5.3	6	0	6	43	7.2	9	0
12/16	NYG	11	25	2.3	6	0	1	14	14.0	14	0
12/22	@ DET	6	14	2.3	5	0	1	11	11.0	11	0
12/30	TB	5	28	5.6	16	0	8	50	6.3	13	0
<b>TOTALS</b>		<b>94</b>	<b>362</b>	<b>3.9</b>	<b>43</b>	<b>1</b>	<b>53</b>	<b>402</b>	<b>7.6</b>	<b>32</b>	<b>1</b>
<b>CAREER</b>		<b>151</b>	<b>567</b>	<b>3.8</b>	<b>43</b>	<b>2</b>	<b>74</b>	<b>590</b>	<b>8.0</b>	<b>32</b>	<b>2</b>

2012 POSTSEASON											
DATE	OPP	RUSHING					RECEIVING				
		RUSH	YDS	AVG	LG	TD	REC	YDS	AVG	LG	TD
1/13	SEA	10	64	6.4	45	0	2	29	14.5	6	0
1/20	SF	10	32	3.2	9	0	0	0	0.0	0	0
<b>TOTALS</b>		<b>20</b>	<b>96</b>	<b>4.8</b>	<b>45</b>	<b>0</b>	<b>2</b>	<b>29</b>	<b>14.5</b>	<b>6</b>	<b>0</b>

2011 GAME-BY-GAME											
DATE	OPP	RUSHING					RECEIVING				
		RUSH	YDS	AVG	LG	TD	REC	YDS	AVG	LG	TD
9/11	@ CHI	2	0	0.0	2	0	3	33	11.0	15	0
9/18	PHI	3	17	5.7	10	0	0	0	0.0	0	0
9/25	@ TB	2	7	3.5	5	0	2	19	9.5	15	0
10/2	@ SEA	6	25	4.2	11	0	1	10	10.0	10	0
10/9	GB	1	11	11.0	11	0	0	0	0.0	0	0
10/16	CAR	1	8	8.0	8	0	1	6	6.0	6	0
10/23	@ DET	1	5	5.0	5	0	3	12	4.0	8	0
11/6	@ IND	10	44	4.4	11	0	1	16	16.0	16	0
11/13	NO	7	30	4.3	13	0	1	8	8.0	8	0
11/20	TEN	2	2	1.0	3	0	0	0	0.0	0	0
11/27	MIN	3	19	6.3	8	0	2	12	6.0	9	0
12/4	@ HOU	1	0	0.0	0	0	1	5	5.0	5	0
12/11	@ CAR	1	4	4.0	4	0	2	39	19.5	31	1
12/15	JAX	8	10	1.3	12	0	1	4	4.0	4	0
12/26	@ NO	1	-1	-1.0	-1	0	2	19	9.5	11	0
1/1	TB	8	24	3.0	12	1	1	5	5.0	5	0
<b>TOTALS</b>		<b>57</b>	<b>205</b>	<b>3.6</b>	<b>13</b>	<b>1</b>	<b>21</b>	<b>188</b>	<b>9.0</b>	<b>31</b>	<b>1</b>

2011 POSTSEASON											
DATE	OPP	RUSHING					RECEIVING				
		RSH	YDS	AVG	LG	TD	REC	YDS	AVG	LG	TD
1/8	@ NYG	0	0	0.0	0	0	4	18	4.5	8	0
<b>TOTALS</b>		<b>0</b>	<b>0</b>	<b>0.0</b>	<b>0</b>	<b>0</b>	<b>4</b>	<b>18</b>	<b>4.5</b>	<b>8</b>	<b>0</b>



RB Jacquizz Rodgers carries the ball in the NFC Divisional Playoff against Seattle.



## JAMES RODGERS

### WIDE RECEIVER

18

**HT:** 5'7" **WT:** 188  
**BIRTHDATE:** 12/20/88

**NFL EXP:** 1 **ACQ:** FA-'12 **2nd YEAR WITH FALCONS**  
**COLLEGE:** OREGON STATE

#### TRANSACTIONS

- Signed by the Falcons as a College Free Agent on April 30, 2012.
- Signed to the Falcons practice squad on September 12, 2012.

#### 2012 (FALCONS)

- Served as a member of the Falcons practice squad during the 2012 season.

#### COLLEGE

- Finished his career as one of the greatest receivers and all-purpose players in Oregon State history, establishing a school record with 222 career receptions, including an OSU record 91 catches in 2009.
- Set the Oregon State career record with 6,377 all-purpose yards and is the first player in OSU history with 1,000 yards rushing and 2,000 yards receiving.

#### PERSONAL

- Joins his brother RB Jacquizz Rodgers, who was selected in the fifth round of the 2011 NFL Draft by the Atlanta Falcons.

#### AUDIBLES

Seven Falcons have brothers that also play professional sports. Kevin & Zach Cone (MLB), Jonathan & Jordan Babineaux (NFL), Harry & Toney Douglas (NBA), Peria & John Jerry (NFL), Jacquizz & James Rodgers (NFL), Desmond, Marcus & Isaiah Trufant (NFL), and Robert Alford & Fred Booker (NFL).

- Graduated from Oregon State with a degree in speech communication and a minor in ethnic studies.
- Attended Lamar Consolidated High School in Richmond, Texas, where he played wide receiver and free safety. Was the 2005 and 2006 District MVP and named a First Team All-State selection. Also starred in basketball and track athlete.
- A Richmond, TX native, family includes his mother Tasha Williams and three siblings.



## MATT RYAN

# QUARTERBACK

2



PRO BOWL YEARS  
2012, 2010

**HT:** 6'4" **WT:** 217  
**BIRTHDATE:** 5/17/85

**NFL EXP:** 6 **ACQ:** D1A-'08 **6th YEAR WITH FALCONS**  
**COLLEGE:** BOSTON COLLEGE

### TRANSACTIONS

- Selected as a first round (3rd pick overall) draft choice by Atlanta in 2008.

### 2012 (FALCONS)

- Earned his second career Pro Bowl nod after completing 422 of 615 pass attempts with an NFL-best 68.6 completion percentage for 4,719 yards with 32 touchdowns and a 99.1 passer rating.
- Ryan earned his 50th career win in his 69th career start, with a 30-17 victory over the Eagles in Week 8 (10/28). He tied QB Ben Roethlisberger as the second fastest active quarterback to reach the 50 win milestone. QB Tom Brady is the only active quarterback to reach 50 wins in fewer games (65).
- Led the Falcons to a 13-3 regular season record and a trip to the NFC Championship game. Picked up his first career playoff win, topping Seattle in the NFC Divisional round.
- His 68.6 completion percentage led the League last season and was the 13th best single-season performance by any NFL quarterback attempting at least 300 passes.
- Threw six touchdowns in the postseason, setting franchise records for the most playoff touchdown passes in a single season and career playoff touchdowns (9).
- Joined NFC South rival QB Drew Brees as the only quarterbacks in NFL history to attempt 600+ passes and complete 68+ percent of those passes in a single season.
- Eclipsed the 300-yard seven times setting a new franchise record for 300-yard games in a single season, breaking his own record of six set in 2011.
- Averaged 294.9 passing yards per game in 2012, which was the fifth highest average in the NFL and the best mark in club history.
- Threw multiple touchdowns in 10 games in 2012. Has recorded 39 career multi-touchdown games.

### AUDIBLES

Ryan set single season franchise records for attempts (615), completions (422), completion percentage (68.6), yards (4,719), and touchdowns (32) in 2012.

- Named NFC Offensive Player of the Month for the month of September after completing 102 of 147 pass attempts (69.4 percent) for 1,162 yards with 11 touchdowns and two interceptions with an NFL-best 112.1 quarterback rating through the first month of the season.
- Threw at least one touchdown in each of the first seven games in 2012. Dating back to the final 15 games of 2011, set a career-best streak of 22 games with at touchdown pass. Threw at least one touchdown pass in 30 of his last 31 games.
- Threw at least one touchdown in each of the final 15 games of the 2011 season, and tying a career-best streak. Has thrown a touchdown pass in 45 of his last 47 games.
- Tossed his 100th career touchdown pass vs. Denver (9/17), also broke QB Steve Bartkowski's franchise record of 197 consecutive pass attempts without an interception. Extended the record to 272 pass attempts without an INT before being picked off at San Diego (9/23).
- Tied career highs in attempts (52) and completions (34) while throwing for a career-best 411 yards with three touchdowns vs. New Orleans(11/11).
- Set a franchise record by completing 22 consecutive pass attempts, including his first 12 at Detroit (12/22), which is tied for the third longest in NFL history.
- Led the Falcons on six game winning drives in the fourth quarter in 2012, including a two-play 41-yard drive that set up a game-winning field goal in the NFC Divisional playoff game vs. Seattle (1/13).





- Completed 30 of 42 pass attempts for a Falcons' playoff record 396 yards with three touchdowns and a 114.8 passer rating in the NFC Championship game vs. San Francisco (1/20).

## CAREER

- Has completed 1,654 of 2,637 pass attempts (62.7 percent) for 18,957 yards with 127 touchdowns, 60 interceptions and a 90.9 passer rating during his career.
- In his five seasons with the Falcons, has led the team to an impressive 33-5 home record as the starter under center.
- Ryan has posted a total of 18,957 yards (2008-11) which ranks second in franchise history, behind QB Steve Bartkowski (23,470).
- Since 2008, Ryan's .718 winning percentage ranks third in the NFL among quarterbacks with 64-or-more starts. Only Patriots QB Tom Brady (.769), and Broncos QB Peyton Manning (.766) have posted a higher winning percentage during that time.
- Ryan has compiled a 56-22 regular season record during his career. His 56 wins are the most by any starting quarterback in his five seasons in NFL history.
- In five season, Ryan has already made his mark in the club's record books. He owns career records for passer rating (90.9), completion percentage (62.7), 300-yard games (17), wins (56), and winning percentage (.718).
- Since 2008, has thrown 127 touchdown passes , which ranks seventh in the NFL and fourth in the NFC during that time.
- Completed 347 of 566 pass attempts (61.3 percent) for 4,177 yards with 29 touchdown passes, 12 interceptions and a 92.2 passer rating in 2011.
- Joined QB Dan Marino and QB Joe Flacco as one of three quarterbacks since 1950 post 40-or-more wins in their first four seasons after leading the Falcons to an 11-5 record in 2011.
- Posted 320 yards on 22 of 38 passing and tied a career high with four touchdowns at Carolina (12/11/11). Garnered FedEx Air Player of the Week and NFC Offensive Player of the Week honors for his efforts at Carolina.
- Earned his first Pro Bowl selection in 2010. In 16 starts, set franchise records with 357 completions on 571 pass attempts. Threw for career-highs with 3,705 yards and 28 touchdowns with a career-best nine interceptions and a 91.0 passer rating.
- With a 31-10 win over the Carolina Panthers in the season finale in 2010 Ryan tied Hall of Fame QB Dan Marino for the most wins by a quarterback in his first three seasons since the 1970 AFL-NFL merger with 33. In three seasons, Ryan has posted a 33-13 record.
- Earned FedEx Air Player of the Week honors after throwing for 299 yards on 24 of 33 passing with three touchdowns against Cincinnati (10/24/10). He also posted a season-high 118.1 passer rating.
- Earned NFC Offensive Player of the Month honors in November (2010) after completing 106 of 153 pass attempts (69.3 percent) for 1,001 yards, seven touchdowns and zero interceptions in leading the Falcons to a 4-0 record in the month.
- Set a career-high and tied a franchise record with an 85.7 completion percentage after connecting on 24 of 28 passes for 197 yards and one touchdown against Green Bay (11/28).
- Led six game-winning drives in the fourth quarter or later in 2010, including wins at New Orleans (9/26), vs. San Francisco (10/3), vs. Cincinnati (10/24), vs. Baltimore (11/11), vs. Green Bay (11/28) and at Tampa Bay (12/5).
- Ranked third in the NFL in 2010 with a 104.1 passer rating on third down. Also completed 63.3 percent of his passes with 15 touchdowns on third down.
- Named *Associated Press* NFL Offensive Rookie of the Year and *Sporting News* Rookie of the Year after completing 265 of 434 passes for 3,440 yards, 16 touchdowns and 11 interceptions for an 87.7 passer rating in his first season.
- His 3,440 passing yards in 2008 ranked sixth in a single season in team history as he became one of two rookie quarterbacks in NFL history to amass over 3,000 passing yards in his first season (Peyton Manning).
- Became the first rookie quarterback in club history to win 11 games and, along with Baltimore Ravens quarterback Joe Flacco was the first rookie quarterback to start all 16 games and lead their teams to the playoffs.
- Tied with Flacco, for posting the best regular season record ever (since the 1970 merger) by a rookie quarterback who started all 16 games (11-5).
- Became the first player in franchise history to earn NFC Rookie of the Month accolades (October of 2008) while earning conference offensive player of the week honors (9) and Diet Pepsi Rookie of the Week twice (Weeks 6 and 15).
- Posted a streak of nine consecutive 200-yard passing games in 2008 from Weeks 6-15 and recorded eight contests with a 65.0 completion percentage or higher.





- Ranked second in the NFL in yards per completion with a 12.98 average in 2008.
- Helped the Falcons offense break a team record for the most net yards in a season with 5,779.
- Guided the Falcons offense to the fifth-most points scored in a season in club history with 391 in 2008.

### EXTRA POINTS

- Holds the annual Matt Ryan Celebrity – Am Classic to benefit Children’s Healthcare of Atlanta at TPC Sugarloaf.
  - Hosts the annual Matt Ryan Football camp at Centennial High School, providing area youth the opportunity to learn football fundamentals from some of Ryan’s teammates as well as area youth coaches.
  - Participated as a celebrity waiter for the 4th annual Huddle Up for Miracles hosted by Head Coach Mike Smith at 103 West in Atlanta to benefit Children’s Miracle Network.
  - Participated in the Extra Yard partnership program the past (3) seasons and has purchased (40) season tickets and t-shirts for the Metro Atlanta Boys & Girls Club
- His 9,313 passing yards placed him third on the Boston College all-time record list behind Doug Flutie and Glenn Foley.
  - With his 388 pass completions in 2007, Ryan joined Philip Rivers of North Carolina State and Ben Bennett of Duke as the only quarterbacks in ACC history to complete 300 passes in a season.
  - Ryan’s 31 touchdown passes in 2007 broke the old school season-record of 27 by Doug Flutie in 1984.
  - His career-high 435 yards against Georgia Tech in 2007 rank sixth on the school’s game-record passing list.
  - With five touchdown passes against Wake Forest in 2007, Ryan finished one shy of tying the school record of six, held by Flutie.
  - Of the Division I-A quarterbacks in the draft who started 24 or more games, Ryan won 76.5 percent of his 34 starts.

### COLLEGE

- Following a stellar career at Boston College, emerged as a Heisman Trophy candidate while earning ACC Player of the Year honors as a senior.
  - Ranked eighth in the nation in total offense and established school records for 400-yard passing performances in both a career and a season while tallying 4,507 yards in 2007. His five 400-yard performances in a career broke the school record set by Doug Flutie and his four games with over 400 yards in 2007 also set a Boston College season record.
  - Completed 807 of 1,347 passes for 9,313 yards and 56 touchdowns in his Eagle career. His 807 completions and 1,347 attempts established school career-records while his completion percentage of 59.9 ranked third in school annals.
- Attended William Penn Charter School in Philadelphia, Pa. and earned All-East honors from *Tom Lemming’s Prep Football Report*.
  - Captured All-Southeastern Pennsylvania accolades as a senior quarterback in addition to receiving All-City first-team honors in 2002 and second-team recognition in 2001.
  - Threw for more than 1,300 yards with 15 touchdowns and just two interceptions as a senior.
  - Captained the school’s basketball and baseball teams.
  - 2004 recipient of Boston College’s Mall Scholar-Athlete Award.
  - Son of Michael and Bernice Ryan and has three siblings.



### RYAN'S CAREER OFFENSIVE STATISTICS

YEAR	GP/GS	ATT	COMP	PCT	YDS	YDS/ATT	TD	INT	LG	SK	LOST	RTG
2008 ATL	16/16	434	265	61.1	3,440	7.7	16	11	70t	17	104	87.7
2009 ATL	14/14	451	263	58.3	2,916	6.5	22	14	90t	19	92	80.9
2010 ATL	16/16	571	357	62.5	3,705	6.4	28	9	46	23	158	91.0
2011 ATL	16/16	566	347	61.3	4,177	7.4	29	12	80	26	173	92.2
2012 ATL	16/16	615	422	68.6	4,719	7.7	32	14	80t	28	185	99.1
<b>TOTALS</b>	<b>78/78</b>	<b>2,637</b>	<b>1,654</b>	<b>62.7</b>	<b>18,957</b>	<b>7.2</b>	<b>127</b>	<b>60</b>	<b>90t</b>	<b>113</b>	<b>712</b>	<b>90.9</b>

### RYAN'S CAREER POSTSEASON STATISTICS

YEAR	GP/GS	ATT	COMP	PCT	YDS	YDS/ATT	TD	INT	LG	SK	LOST	RTG
2008 ATL	1/1	40	26	65.0	199	5.0	2	2	28	3	9	72.8
2010 ATL	1/1	29	20	69.0	186	6.4	1	2	22	5	37	69.0
2011 ATL	1/1	41	24	58.5	199	4.9	0	0	21	2	16	71.1
2012 ATL	2/2	77	54	70.1	646	8.4	6	3	47	1	0	105.2
<b>TOTALS</b>	<b>5/5</b>	<b>187</b>	<b>124</b>	<b>66.3</b>	<b>1,230</b>	<b>6.6</b>	<b>9</b>	<b>7</b>	<b>47</b>	<b>11</b>	<b>62</b>	<b>85.2</b>

### RYAN'S BEST GAMES

COMPLETIONS	ATTEMPTS	YARDS	TOUCHDOWNS
34, Four times	52, Four times	411 @ NO (11/11/12)	4, Three times
Last @ CAR (12/9/12)	Last @ NO (11/11/12)	396 vs. SF (1/20/13)	Last @ DET (12/22/12)
32 vs. BAL (11/11/10)	50 vs. BAL (11/11/10)	373 @ NO (12/26/11)	3, 15 Times
31 @ CHI (9/11/11)		369 vs. CAR (9/30/12)	Last vs. SF (1/20/13)
LONG	QB RATING		
90t @ SF (10/11/09)	146.3 vs. TB (1/1/12)		
80t, Two times	142.6, Two times		
Last @ TB (11/25/12)	Last @ DET (12/22/12)		
75t @ CAR (12/11/11)	138.4 @ OAK (11/2/08)		





2012 GAME-BY-GAME														
PASSING													RUSHING	
DATE	OPP	ATT	COM	YDS	PCT	TD	INT	LG	SK	RTG	ATT	YDS	TD	
9/9	@ KC	31	23	299	74.1	3	0	31	1	136.4	3	25	1	
9/17	DEN	36	24	219	66.6	2	0	21	1	101.5	6	19	0	
9/23	@ SD	40	30	275	75.0	3	1	29	2	107.5	1	4	0	
9/30	CAR	40	25	369	62.5	3	1	60	7	107.2	0	0	0	
10/7	@ WAS	52	34	345	65.4	2	1	29	1	89.0	5	7	0	
10/14	OAK	37	24	249	64.9	1	3	26	1	59.4	1	15	0	
10/28	@ PHI	29	22	262	76.9	3	0	63	2	137.4	3	18	0	
11/4	DAL	34	24	342	76.0	0	0	48	3	102.8	1	8	0	
11/11	@ NO	52	34	411	65.4	3	1	52	1	100.7	2	2	0	
11/18	ARI	46	28	301	60.9	0	5	37	1	40.5	3	-3	0	
11/25	@ TB	32	26	353	81.3	1	1	80	1	110.0	1	13	0	
11/29	NO	33	18	165	54.5	1	0	20	1	78.5	3	-2	0	
12/9	@ CAR	49	34	342	69.4	2	1	21	2	94.1	0	0	0	
12/16	NYG	28	23	270	82.1	3	0	40	1	142.6	1	-1	0	
12/22	@ DET	32	25	279	78.1	4	0	44	1	142.6	2	25	0	
12/30	TB	44	28	238	63.6	1	0	28	2	85.2	2	11	0	
TOTALS		615	422	4,719	68.6	32	14	80†	28	99.1	34	141	1	
CAREER		2,637	1,654	18,957	62.7	127	60	90†	113	90.9	202	500	5	

2012 POSTSEASON													
PASSING											RUSHING		
DATE	OPP	ATT	COM	YDS	PCT	TD	INT	LG	SK	RTG	ATT	YDS	TD
1/13	SEA	35	24	250	68.6	3	2	47	0	93.8	1	6	0
1/20	SF	42	30	396	71.4	3	1	46	1	114.8	2	3	0
TOTALS		77	54	646	70.1	6	3	47	1	105.2	3	9	0

2010 GAME-BY-GAME													
PASSING											RUSHING		
DATE	OPP	ATT	COM	YDS	PCT	TD	INT	LG	SK	RTG	ATT	YDS	TD
9/12	@ PIT	44	27	252	61.4	0	1	23	2	67.6	2	4	0
9/19	ARI	32	21	225	65.6	3	0	24	1	117.3	6	6	0
9/26	@ NO	30	19	228	63.3	2	0	34	2	108.8	6	26	0
10/3	SF	43	26	273	60.5	1	2	34	3	67.3	4	15	0
10/10	@ CLE	28	16	187	57.1	1	0	45t	2	89.4	5	5	0
10/17	@ PHI	42	23	250	54.8	2	1	42	3	78.5	1	3	0
10/24	CIN	33	24	299	72.7	3	1	46	0	118.1	1	5	0
11/7	TB	36	24	235	66.7	1	0	43	0	94.1	3	5	0
11/11	BAL	50	32	316	64.0	3	0	33t	2	101.8	1	5	0
11/21	@ STL	39	26	253	66.7	2	0	26	0	101.8	1	8	0
11/28	GB	28	24	197	85.7	1	0	21	2	107.9	0	0	0
12/5	@ TB	36	18	205	50.0	2	2	25	0	62.8	3	-3	0
12/12	@ CAR	34	20	227	58.8	1	1	46	2	76.5	1	4	0
12/19	@ SEA	35	20	174	57.1	3	1	24t	1	87.1	6	6	0
12/27	NO	29	15	148	51.7	1	0	19	1	77.9	4	26	0
1/2	CAR	32	22	236	68.8	2	0	22	1	110.9	2	7	0
TOTALS		571	357	3,705	62.5	28	9	46	23	91.0	46	122	0

2010 POSTSEASON													
PASSING											RUSHING		
DATE	OPP	ATT	COM	YDS	PCT	TD	INT	LG	SK	RTG	ATT	YDS	TD
1/15	GB	29	20	186	69.0	1	2	22	5	69.0	1	0	0
TOTALS		29	20	186	69.0	1	2	22	5	69.0	1	0	0

2011 GAME-BY-GAME														
PASSING											RUSHING			
DATE	OPP	ATT	COM	YDS	PCT	TD	INT	LG	SK	RTG	ATT	YDS	TD	
9/11	@ CHI	47	31	319	66.0	0	1	32	5	76.5	0	0	0	
9/18	PHI	28	17	195	60.7	4	2	32	4	91.5	4	6	0	
9/25	@ TB	47	26	330	55.3	1	1	49	4	75.7	1	12	0	
10/2	@ SEA	42	28	291	66.7	1	0	45	0	94.4	4	26	0	
10/9	GB	32	18	167	56.3	1	2	23	1	55.1	3	9	0	
10/16	CAR	22	14	163	63.6	1	0	34	1	101.1	3	7	1	
10/23	@ DET	34	20	218	58.8	1	2	49	3	63.1	3	2	1	
11/6	@ IND	24	14	275	58.3	3	1	80	1	1120.7	2	0	0	
11/13	NO	52	29	351	55.8	2	1	46	1	81.5	1	9	0	
11/20	TEN	32	22	316	68.8	1	0	43	0	110.9	6	3	0	
11/27	MIN	37	24	262	79.4	3	0	27	2	128.2	4	3	0	
12/4	@ HOU	20	267	42.6	1	2	26	0	50.6	1	10	0		
12/11	@ CAR	38	22	320	57.9	4	0	75	3	120.5	3	0	0	
12/15	JAX	26	19	224	73.1	3	0	29	1	137.3	0	0	0	
12/26	@ NO	52	34	373	65.4	1	0	40	0	92.9	2	-3	0	
1/1	TB	9	6	106	66.7	2	0	48	0	146.3	0	0	0	
TOTALS		566	347	4,177	61.3	29	12	80	26	92.2	37	84	2	

2011 POSTSEASON													
PASSING												RUSHING	
DATE	OPP	ATT	COM	YDS	PCT	TD	INT	LG	SK	RTG	ATT	YDS	TD
1/8	@ NYG	41	24	199	58.5	0	0	21	2	71.1	3	3	0
TOTALS		41	24	199	58.5	0	0	21	2	71.1	3	3	0

2009 GAME-BY-GAME													
		PASSING										RUSHING	
DATE	OPP	ATT	COM	YDS	PCT	TD	INT	LG	SK	RTG	ATT	YDS	TD
9/13	MIA	36	22	229	61.1	2	0	22	2	98.0	3	-4	0
9/20	CAR	27	21	220	77.7	3	1	27	0	122.2	2	3	0
9/27	@ NE	28	17	199	60.7	0	0	26	0	82.3	1	-1	0
10/11	@ SF	32	22	329	68.8	2	1	19	0	110.0	2	31	
10/18	CHI	33	19	185	57.6	2	2	40	0	68.4	3	8	0
10/25	@ DAL	35	19	198	54.3	2	2	30	4	66.1	1	6	0
11/2	@ NO	42	19	289	45.2	3	3	68	3	46.6	3	9	0
11/8	WSH	24	17	135	70.8	1	1	14	3	81.1	5	6	0
11/15	@ CAR	41	22	224	53.7	2	2	34	0	57.4	2	4	0
11/22	@ NYG	46	26	268	56.5	0	0	28	2	88.0	5	14	0
11/29	TB	3	2	15	66.6	0	0	9	1	78.5	0	0	0
12/6	PHI	INACTIVE											
12/13	NO	INACTIVE											
12/20	@ NYJ	34	16	152	47.1	0	0	38	0	69.7	2	-20	0
12/27	BUF	35	18	250	51.4	0	0	42	3	103.3	0	0	0
1/3	@ TB	35	23	223	65.7	2	2	32	1	78.6	1	3	0
TOTALS		451	263	2,916	58.3	22	14	90	19	81.0	30	49	1

2008 GAME-BY-GAME														
		PASSING										RUSHING		
DATE	OPP	ATT	COM	YDS	PCT	TD	INT	LG	SK	RTG	ATT	YDS	TD	
9/7	DET	13	9	161	69.2	1	0	62t	1	137.0	5	-2	0	
9/14	@ TB	33	13	158	39.4	0	2	23	4	29.6	6	10	0	
9/21	KC	18	12	192	66.7	1	0	70t	0	120.6	1	15	0	
9/28	@ CAR	41	21	158	51.2	0	0	23	2	60.8	2	11	0	
10/5	@ GB	26	16	194	61.5	2	1	37	0	94.1	4	16	0	
10/12	CHI	30	22	301	73.3	1	0	47	0	116.1	1	1	0	
10/26	@ PHI	44	23	277	52.3	2	2	55t	2	68.1	1	4	0	
11/2	@ OAK	22	17	220	77.3	2	0	37t	3	138.4	4	1	0	
11/9	NO	23	16	248	69.6	2	0	67t	0	134.0	2	-2	0	
11/16	DEN	33	20	250	60.6	0	1	37	0	71.5	5	18	0	
11/23	CAR	27	17	259	63.0	0	0	69	1	94.5	3	2	0	
11/30	@ SD	23	17	207	73.9	2	0	38	0	130.2	4	-3	0	
12/7	@ NO	33	24	315	72.7	1	1	59	0	99.9	4	13	1	
12/14	TB	23	15	206	65.2	0	2	30	1	57.5	6	19	0	
12/21	@ MIN	24	13	134	54.2	1	0	22	2	84.8	3	2	0	
12/28	STL	21	10	160	47.6	1	2	41	2	49.8	4	-1	0	
TOTALS		434	265	3,440	61.1	16	11	70t	17	87.7	55	104	1	

2008 POSTSEASON													
PASSING										RUSHING			
DATE	OPP	ATT	COM	YDS	PCT	TD	INT	LG	SK	RTG	ATT	YDS	TD
1/3	@ ARZ	40	26	199	65.0	2	2	28	3	72.8	4	6	0
TOTALS		40	26	199	65.0	2	2	28	3	72.8	4	6	0



## ASANTE SAMUEL

### CORNERBACK

# 22



PRO BOWL YEARS  
2012, 2009, 2008, 2007

**HT:** 5'10" **WT:** 185  
**BIRTHDATE:** 1/6/81

**NFL EXP:** 11 **ACQ:** TR-'12 (PHI) **2nd YEAR WITH FALCONS**  
**COLLEGE:** UNIVERSITY OF CENTRAL FLORIDA

#### TRANSACTIONS

- Originally selected by the New England Patriots in the fourth round (120th overall) of the 2003 NFL Draft.
- Signed by the Philadelphia Eagles as an unrestricted free agent on February 29, 2008.
- Acquired by the Falcons in exchange for an undisclosed draft choice in a trade with the Philadelphia Eagles on April 25, 2011.

#### 2012 (FALCONS)

- Recorded 38 tackles (35 solo) with five interceptions, one touchdown and 18 passes defended in his first season with the Falcons.
- According to *Stats LLC.*, allowed just 39 completions on 74 defensive targets, with quarterbacks completing only 52.7 percent of passes thrown his way.
- Notched his first interception as a Falcon, picking off QB Carson Palmer vs. Oakland (10/14). Returned the pick 79 yards for a touchdown. Including postseason, his 10 interception returns for touchdowns rank fifth in NFL history.
- Intercepted QB Drew Brees' first pass attempt at New Orleans (11/11) for his second interception of the season. Added two tackles and three passes defended.
- Picked off QB Eli Manning's first pass attempt of the game vs. New York (12/16), marking the fourth time he has intercepted Manning in 11 regular season meetings.
- Collared five tackles (five solo) and picked off his fourth pass of the season at Detroit (12/22). Picked off passes in back-to-back games for the first time as a Falcon.
- Closed out the regular season with interceptions in each of the final three games, including a pick in the season finale against Tampa Bay (12/30).

#### AUDIBLES

Samuel is the only player in NFL history to register at least one INT return for a TD in each of his first six NFL seasons (including postseason). His four postseason INT return TDs are an NFL record.

- Recorded his 50th career regular season interception in the 2012 season finale. Became one of 10 cornerbacks to intercept 50 passes in his career and just the 39th player in NFL history to accomplish the feat.
- According to *Stats LLC.*, Samuel is the second fastest cornerback in NFL history to reach 50 career regular season interceptions, accomplishing the feat in just 146 games (Lem Barney, 114).

#### CAREER

- Has totaled 416 tackles (362 solo) with 152 passes defended, 50 interceptions, 10 interceptions returned for touchdowns (including postseason), five forced fumbles, and three fumble recoveries in his career.
- Earned Pro Bowl honors in four consecutive seasons from 2007-2010, longest streak by an NFL cornerback during that time. Also earned Associated Press second-team All-Pro honors in 2009.
- Since joining the League in 2003, ranks second in interceptions with 50, first in interception returns for touchdowns with 10 (including playoffs), and according to *Stats LLC.*, first in passes defended with 160.
- Since 2006, he leads the NFL with 44 interceptions.
- Is the NFL's all-time leader with four postseason interception returns for touchdowns.
- His teams are 39-9 overall (.813) when he records an interception (20-2 with NE, 16-5 with Phi. & 3-2 with Atl.), including a 27-2 record at home (14-0 with NE, 12-1 with PHI, 2-1 with Atl.).



- Since 2003, leads the NFL with nine interceptions in the fourth quarter of close games, in which his team is winning or losing by seven points or less. Has returned two INTs for touchdowns in those situations.
- Has recorded eight multi-interception games in his career and his teams are 8-0 in those games.
- Was a two time Super Bowl Champion with the New England Patriots following the 2003 (XXXVIII) and 2004 (XXXIX) seasons.
- Has intercepted the Manning brothers eight times in his career (Eli five times & Peyton three times), including one from each in the playoffs. Is also the fourth player to pick them both off in the same season and the first player in the NFL to intercept each brother twice.
- Became just the third Eagle ever to post seven-or-more interceptions in back-to-back seasons in 2009 and 2010, joining Bill Bradley (1971-72) and Don Burroughs (1961-62).
- His 10 interceptions in 2006 led the NFL and were the second-highest single-season output in Patriots history behind Ron Hall's 11 in 1964.
- Provided solid leadership in the secondary as well as on special teams, where he was chosen by his teammates to be a captain.
- As a senior in 2002, earned All Mid-American Conference first-team honors after recording 48 tackles (42 solo) with three tackles for loss and a team-high four interceptions. Also posted a team-high 15 passes defended.
- Was named an All-Independent first-team selection by *Football News* as a junior in 2001. Made 41 tackles, (31 solo) with two interceptions and a team-high 13 passes defended.
- Posted 26 tackles (23 solo) with two interceptions and six passes defended as a sophomore.
- Played in every game at free safety during his freshman season in 1999.

### PERSONAL

- Has four children, one son A.J. and three daughters, Ashante, Amaya and Aleesa. A.J. plays quarterback and safety for the Lauderhill Lions of a Pop Warner league and his team won the Super Bowl in 2010.
  - Was a versatile athlete at Boyd Anderson High School, where he played DB, QB, KR and PR. Earned All-State and All-County honors as a senior DB, tallying 75 tackles and four interceptions. Also saw significant action at QB. As a junior he threw for 1,800 yards and rushed for 500 yards.
  - Ten minutes before his final high school game, he replaced his team's injured starting quarterback and went on to throw two touchdown passes, intercepted two more on defense, and also rushed for 80 yards.
  - Also lettered in basketball and baseball and was an all-county selection as a point guard. Led his team in home runs despite his primary position being pitcher.
- EXTRA POINTS**
- Growing up the son of a single mom, Samuel has been inspired to help other women faced with similar circumstances in life. His foundation, Bring it Home Single Moms, has a primary mission to provide low-income single mothers with the opportunity of affordable home ownership.

### COLLEGE

- Recorded 127 tackles (102 solo), with eight interceptions, 38 passes defended, 63 punt returns for 673 yards (10.8 avg.), and 10 kickoff returns for 168 yards (16.8 avg.).
- His 38 career pass breakups set a new school record, breaking the previous record of 34 set by Greg Atterberry (1981-85).

### SAMUEL'S BEST GAMES

TACKLES	INTERCEPTIONS	FORCED FUMBLES	PASSES DEFENDED
8, Four Times	3 vs. CHI (11/26/06)	1, Six Times	4, Three Times
Last vs. CHI (11/26/06)	2, Seven Times	Last at MIA (12/11/11)	Last at CIN (11/16/08)
	Last vs. NYG (11/21/10)		3, Nine Times
			Last at NO (11/11/12)



## SAMUEL'S CAREER DEFENSIVE STATISTICS

YEAR	GP/GS	TK	SO	AST	SK	YDS	INT	YDS	LG	TD	PD	FF	FR	YDS	TD
2003	NE	16/1	36	33	3	0.0	0.0	2	55	55	1	9	0	0	0
2004	NE	13/8	34	32	2	0.0	0.0	1	34	34	1	12	2	0	0
2005	NE	15/15	53	41	12	0.0	0.0	3	15	15	0	18	0	0	0
2006	NE	15/15	62	56	6	0.0	0.0	10	120	33	0	24	1	0	0
2007	NE	16/14	44	42	2	0.0	0.0	6	89	42	1	18	0	0	0
2008	PHI	15/15	40	31	9	0.0	0.0	4	64	50	1	21	0	0	0
2009	PHI	16/16	42	34	8	0.0	0.0	9	117	37	0	10	1	1	0
2010	PHI	11/10	28	26	2	0.0	0.0	7	70	33	0	8	0	1	0
2011	PHI	14/14	38	32	6	0.0	0.0	3	53	20	1	14	1	1	0
2012	ATL	15/15	39	35	5	0.0	0.0	5	110	79T	1	18	0	0	0
TOTAL		146/123	416	362	55	0.0	0.0	50	727	79T	6	152	5	3	0

## 2012 GAME-BY-GAME

DATE	OPP	TK	SO	SK	YDS	INT	YDS	FF	FR	PD
9/9	@ KC	1	1	0.0	0.0	0	0	0	0	1
9/17	DEN	7	6	0.0	0.0	0	0	0	0	0
9/23	@ SD	7	6	0.0	0.0	0	0	0	0	0
9/30	CAR	2	2	0.0	0.0	0	0	0	0	0
10/7	WAS	1	1	0.0	0.0	0	0	0	0	0
10/14	OAK	4	4	0.0	0.0	1	79	0	0	1
10/28	@ PHI	3	2	0.0	0.0	0	0	0	0	2
11/4	DAL	4	4	0.0	0.0	0	0	0	0	1
11/11	@ NO	2	2	0.0	0.0	1	13	0	0	3
11/18	ARZ	0	0	0.0	0.0	0	0	0	0	3
11/25	@ TB	0	0	0.0	0.0	0	0	0	0	2
11/29	NO	0	0	0.0	0.0	0	0	0	0	0
12/9	@ CAR	DID NOT PLAY								
12/16	NYG	1	0	0.0	0.0	1	6	0	0	2
12/22	@ DET	5	5	0.0	0.0	1	1	0	0	1
12/30	TB	2	2	0.0	0.0	1	11	0	0	2
TOTALS		39	35	0.0	0.0	5	110	0	0	18
CAREER		416	362	0.0	0.0	50	727	5	3	152

## 2012 POSTSEASON

DATE	OPP	TK	SO	SK	YDS	INT	YDS	FF	FR	PD
1/13	SEA	5	5	0.0	0.0	0	0	0	0	2
1/20	SF	4	4	0.0	0.0	0	0	0	0	0
TOTALS		9	9	0.0	0.0	0	0	0	0	2





## PAT SCHILLER

### LINEBACKER

**50**

**HT:** 6'2"     **WT:** 235  
**BIRTHDATE:** 11/12/88

**NFL EXP:** R     **ACQ:** FA-'12     1st YEAR WITH FALCONS  
**COLLEGE:** NORTHERN ILLINOIS

#### TRANSACTIONS

- Signed by the Falcons as a College Free Agent on April 30, 2012.
- Signed to the Falcons practice squad on September 2, 2012.

#### 2012 (FALCONS)

- Served as a member of the Falcons practice squad during the 2012 season.

#### COLLEGE

- Earned second team All Mid-American Conference honors from Phil Steele and was named Northern Illinois' Linebacker of the Year by the coaching staff after leading the team with 115 tackles (42 solo), two sacks and 10 tackles for loss in 2011.
- In four seasons, he collared 239 tackles (91 solo), three sacks, 19 tackles for loss, three forced fumbles, seven passes defensed and one interception at NIU.

#### AUDIBLES

Schiller's journey from college free agent to practice squad player was chronicled in the New York Times Magazine story *The Hard Life of an N.F.L. Long Shot*.

#### PERSONAL

- Was a first team all-state selection and a two-time first team all-conference and all-area selection at Geneva High School (IL).
- Totaled 190 tackles, eight sacks, six forced fumbles, six passes defensed, and two blocked kicks. Also played running back and ran for 1,169 yards and 25 touchdowns with four touchdown catches. Led the Vikings to an 11-2 record as a senior in 2006.
- Enjoys boxing, music and art. Graduated with a degree in physical education.



## SHANN SCHILLINGER

### SAFETY

# 29

**HT:** 6'0" **WT:** 200  
**BIRTHDATE:** 5/22/86

**NFL EXP:** 4 **ACQ:** D6-'10 **4th YEAR WITH FALCONS**  
**COLLEGE:** UNIVERSITY OF MONTANA

#### TRANSACTIONS

- Selected as a sixth round (171<sup>st</sup> pick overall) draft choice by Atlanta in 2010.
- Placed on Injured Reserve on August 31, 2012.

#### 2012 (FALCONS)

- Missed the entire 2012 season due to injury.

#### CAREER

- Has appeared in 31 career games as a core member of the Falcons special teams units.
- Played in all 16 games as a core member of the Falcons special teams units as a rookie in 2010.
- Played in all 15 games as a core member of the Falcons special teams units in 2011. Ranked third on the team with 11 special teams tackles behind LB Akeem Dent (19) and WR Eric Weems (12).
- Helped Atlanta field one of the League's best coverage units. The Falcons held opponents to a League-best 4.8 yards per punt return and limited opponents to an average drive start of the 22.5-yard line after kickoffs in 2011.

#### COLLEGE

- Competed in 57 career games and totaled 255 tackles, 19 passes defended and 10 interceptions at Montana.
- Helped Montana reach the NCAA Division I National Championship game (lost to Villanova) in 2009.
- Was a second-team All-Big Sky selection and the recipient of the Tony Barbour Award for the player who best exemplifies Grizzly football in 2008.

#### AUDIBLES

Schillinger is one of 12 players on the Falcons roster to have played in a collegiate national championship game. His Montana Grizzlies made back-to-back trips to the FCS title game in 2008 & 2009.

#### PERSONAL

- Attended Baker High School in Montana and was a two-time all-state selection. His teams combined for a 49-1 overall record.
- As a senior, passed for 1,059 yards with 15 touchdowns and rushed for 650 yards with 14 TDs.
- Was a team captain for the East squad in Montana's annual East-West Shrine Game.

#### EXTRA POINTS

- In 2010, a participant in the Atlanta Falcons Rookie Club sponsored by UnitedHealthcare of Georgia, this program gives the players the opportunity to take part in several charitable events.
- Participated in the 2nd annual Matt Ryan Celebrity Golf Tournament at Sugarloaf Golf & Country Club in Duluth benefitting Children's Healthcare of Atlanta.
- Participated as a celebrity waiter for the 4th annual Huddle Up for Miracles hosted by Head Coach Mike Smith at 103 West in Atlanta to benefit Children's Miracle Network.



### SCHILLINGER'S CAREER DEFENSIVE STATISTICS

YEAR	GP/GS	TK	SO	AST	SK	YDS	INT	YDS	LG	TD	PD	FF	FR	YDS	TD
2010	ATL	16/0	0	0	0	0.0	0.0	0	0	0	0	0	0	0	0
2011	ATL	15/0	0	0	0	0.0	0.0	0	0	0	0	0	0	0	0
TOTAL		31/0	0	0	0	0.0	0.0	0	0	0	0	0	0	0	0

#### 2011 GAME-BY-GAME

DATE	OPP	TK	SO	SK	YDS	INT	YDS	FF	FR	PD
9/11	@ CHI	0	0	0.0	0.0	0	0	0	0	0
9/18	PHI	0	0	0.0	0.0	0	0	0	0	0
9/25	@ TB	0	0	0.0	0.0	0	0	0	0	0
10/2	@ SEA	0	0	0.0	0.0	0	0	0	0	0
10/9	GB	0	0	0.0	0.0	0	0	0	0	0
10/16	CAR	0	0	0.0	0.0	0	0	0	0	0
10/23	@ DET	0	0	0.0	0.0	0	0	0	0	0
11/6	@ IND	0	0	0.0	0.0	0	0	0	0	0
11/13	NO	0	0	0.0	0.0	0	0	0	0	0
11/20	TEN	0	0	0.0	0.0	0	0	0	0	0
11/27	MIN	0	0	0.0	0.0	0	0	0	0	0
12/4	@ HOU	0	0	0.0	0.0	0	0	0	0	0
12/11	@ CAR	0	0	0.0	0.0	0	0	0	0	0
12/15	JAX	0	0	0.0	0.0	0	0	0	0	0
12/26	@ NO	0	0	0.0	0.0	0	0	0	0	0
1/1	TB	0	0	0.0	0.0	0	0	0	0	0
TOTALS		0	0	0.0	0.0	0	0	0	0	0
CAREER		0	0	0.0	0.0	0	0	0	0	0

#### 2011 POSTSEASON

DATE	OPP	TK	SO	SK	YDS	INT	YDS	FF	FR	PD
1/8	@ NYG	0	0	0.0	0.0	0	0	0	0	0
TOTALS		0	0	0.0	0.0	0	0	0	0	0

#### 2010 GAME-BY-GAME

DATE	OPP	TK	SO	SK	YDS	INT	YDS	FF	FR	PD
9/12	PIT	0	0	0.0	0.0	0	0	0	0	0
9/19	ARI	0	0	0.0	0.0	0	0	0	0	0
9/26	@ NO	0	0	0.0	0.0	0	0	0	0	0
10/3	SF	0	0	0.0	0.0	0	0	0	0	0
10/10	@ CLE	0	0	0.0	0.0	0	0	0	0	0
10/17	@ PHI	0	0	0.0	0.0	0	0	0	0	0
10/24	CIN	0	0	0.0	0.0	0	0	0	0	0
11/7	TB	0	0	0.0	0.0	0	0	0	0	0
11/11	BAL	0	0	0.0	0.0	0	0	0	0	0
11/21	@ STL	0	0	0.0	0.0	0	0	0	0	0
11/28	GB	0	0	0.0	0.0	0	0	0	0	0
12/5	@ TB	0	0	0.0	0.0	0	0	0	0	0
12/12	@ CAR	0	0	0.0	0.0	0	0	0	0	0
12/19	@ SEA	0	0	0.0	0.0	0	0	0	0	0
12/27	NO	0	0	0.0	0.0	0	0	0	0	0
1/2	CAR	INJURED RESERVE								
TOTALS		0	0	0.0	0.0	0	0	0	0	0

#### 2010 POSTSEASON

DATE	OPP	TK	SO	SK	YDS	INT	YDS	FF	FR	PD
1/15	GB	INJURED RESERVE								
TOTALS		0	0	0.0	0.0	0	0	0	0	0



## ANTONE SMITH

### RUNNING BACK

# 35

**HT:** 5'9" **WT:** 192  
**BIRTHDATE:** 9/17/85

**NFL EXP:** 4 **ACQ:** FA-'09 **4th YEAR WITH FALCONS**  
**COLLEGE:** FLORIDA STATE UNIVERSITY

#### TRANSACTIONS

- Originally signed as an undrafted rookie free agent by the Detroit Lions on May 8, 2009.
- Released by the Lions in July of '09 and was signed by Minnesota on August 5. Was released by the Vikings following training camp and was signed to Houston's practice squad on Sept. 24.
- Was signed to the Atlanta practice squad on October 21, 2009.
- Signed a two-year contract extension with the Falcons on March 4, 2013.

#### 2012 (FALCONS)

- Saw action in 13 games as a core member of the Falcons special teams units. Recorded four special teams tackles and helped the Falcons post one of the NFL's best coverage units.

#### CAREER

- Saw action in 12 games primarily on special teams. Recorded seven special teams tackles and helped the Falcons post one of the NFL's best coverage units in 2011.
- In 2011, the Falcons held opponents to a League-best 4.8 yards per punt return and limited opponents to an average drive start of the 22.5-yard line after kickoffs.
- Saw action in nine games in 2010 and contributed with two special teams tackles.

#### AUDIBLES

Smith is one of nine former Pahokee High School players to play in the NFL, including WR Anquan Boldin, CB Janoris Jenkins, LB Pernell McPhee, and Pro Football Hall of Famer LB Rickey Jackson.

#### COLLEGE

- Totaled 2,065 rushing yards and 23 touchdowns throughout his career at Florida State and was named a 2008 honorable mention All-ACC pick.

#### PERSONAL

- Attended Pahokee High School and led his team to the state championship as a senior.
- Was a *Parade* All-America selection and the Old Spice National Player of the Year.



2012 GAME-BY-GAME										
DATE	OPP	RUSHING				RECEIVING				
		RUSH	YDS	AVG	LG TD	REC	YDS	AVG	LG TD	
9/9	@ KC	0	0	0.0	0 0	0	0	0.0	0 0	
9/17	DEN	0	0	0.0	0 0	0	0	0.0	0 0	
9/23	@ SD	INACTIVE								
9/30	CAR	INACTIVE								
10/7	@ WAS	0	0	0.0	0 0	0	0	0.0	0 0	
10/14	OAK	INACTIVE								
10/28	@ PHI	0	0	0.0	0 0	0	0	0.0	0 0	
11/4	DAL	0	0	0.0	0 0	0	0	0.0	0 0	
11/11	@ NO	0	0	0.0	0 0	0	0	0.0	0 0	
11/18	ARI	0	0	0.0	0 0	0	0	0.0	0 0	
11/25	@ TB	0	0	0.0	0 0	0	0	0.0	0 0	
11/29	NO	0	0	0.0	0 0	0	0	0.0	0 0	
12/9	@ CAR	0	0	0.0	0 0	0	0	0.0	0 0	
12/16	NYG	0	0	0.0	0 0	0	0	0.0	0 0	
12/22	@ DET	0	0	0.0	0 0	0	0	0.0	0 0	
12/30	TB	0	0	0.0	0 0	0	0	0.0	0 0	
TOTALS		0	0	0.0	0 0	0	0	0.0	0 0	
CAREER		0	0	0.0	0 0	0	0	0.0	0 0	

2010 GAME-BY-GAME										
DATE	OPP	RECEIVING				RUSHING				
		REC	YDS	AVG	LG TD	RSH	YDS	AVG	LG TD	
9/12	@ PIT	INACTIVE								
9/19	ARI	INACTIVE								
9/26	@ NO	0	0	0.0	0 0	0	0	0.0	0 0	
10/3	SF	0	0	0.0	0 0	0	0	0.0	00 10/10	
10/10	31/4 @	0	0.0	0 0 0	0 0	0	0.0	0 0		
10/17	@ PHI	0	0	0.0	0 0	0	0	0.0	00 10/24	
10/24	39 1/4	INACTIVE								
11/7	TB	0	0	0.0	0 0	0	0	0.0	0 0	
11/11	BAL	0	0	0.0	0 0	0	0	0.0	0 0	
11/21	@ STL	0	0	0.0	0 0	0	0	0.0	0 0	
11/28	GB	INACTIVE								
12/5	@ TB	INACTIVE								
12/12	@ CAR	0	0	0.0	0 0	0	0	0.0	0 0	
12/19	@ SEA	INACTIVE								
12/27	NO	INACTIVE								
1/2	CAR	0	0	0.0	0 0	0	0	0.0	0 0	
TOTALS		0	0	0.0	0 0	0	0	0.0	0 0	

2010 POSTSEASON										
DATE	OPP	RECEIVING				RUSHING				
		REC	YDS	AVG	LG TD	RSH	YDS	AVG	LG TD	
1/15	GB	0	0	0.0	0 0	0	0	0.0	0 0	
TOTALS		0	0	0.0	0 0	0	0	0.0	0 0	

2011 GAME-BY-GAME										
DATE	OPP	RUSHING				RECEIVING				
		RUSH	YDS	AVG	LG TD	REC	YDS	AVG	LG TD	
9/11	@ CHI	INACTIVE								
9/18	PHI	INACTIVE								
9/25	@ TB	0	0	0.0	0 0	0	0	0.0	0 0	
10/2	@ SEA	0	0	0.0	0 0	0	0	0.0	0 0	
10/9	GB	INACTIVE								
10/16	CAR	0	0	0.0	0 0	0	0	0.0	0 0	
10/23	@ DET	0	0	0.0	0 0	0	0	0.0	0 0	
11/6	@ IND	INACTIVE								
11/13	NO	0	0	0.0	0 0	0	0	0.0	0 0	
11/20	TEN	0	0	0.0	0 0	0	0	0.0	0 0	
11/27	MIN	0	0	0.0	0 0	0	0	0.0	0 0	
12/4	@ HOU	0	0	0.0	0 0	0	0	0.0	0 0	
12/11	@ CAR	0	0	0.0	0 0	0	0	0.0	0 0	
12/15	JAX	0	0	0.0	0 0	0	0	0.0	0 0	
12/26	@ NO	0	0	0.0	0 0	0	0	0.0	0 0	
1/1	TB	0	0	0.0	0 0	0	0	0.0	0 0	
TOTALS		0	0	0.0	0 0	0	0	0.0	0 0	

2011 POSTSEASON										
DATE	OPP	RECEIVING				RUSHING				
		REC	YDS	AVG	LG TD	RSH	YDS	AVG	LG TD	
1/8	@ NYG	0	0	0.0	0 0	0	0	0.0	0 0	
TOTALS		0	0	0.0	0 0	0	0	0.0	0 0	



## JASON SNELLING

### RUNNING BACK

# 44

**HT:** 5'11" **WT:** 234  
**BIRTHDATE:** 12/29/83

**NFL EXP:** 7 **ACQ:** D7-'07 **7th YEAR WITH FALCONS**  
**COLLEGE:** UNIVERSITY OF VIRGINIA

#### TRANSACTIONS

- Originally selected as a seventh round (244<sup>th</sup> pick overall) draft choice by Atlanta in 2007.
- Signed by Atlanta as a free agent on August 7, 2011.

#### 2012 (FALCONS)

- Continued to show his versatility, playing in all 16 games, including two starts at fullback. Logged 58 yards on 19 carries. Also added 31 receptions for 170 yards and one touchdown.
- Started at fullback against Carolina (9/30) and at Washington (10/7).
- Hauled in three receptions for 16 yards, including a three-yard touchdown pass from QB Matt Ryan in win at Philadelphia (10/28).
- Caught three passes for 25 yards (8.3 yards per catch) against Arizona (11/18).
- Logged three receptions for a season-high 33 yards and 11 yards per reception average at Tampa Bay (11/25).
- Caught a season-high four passes for 28 yards against New Orleans (11/29).
- Registered his best game of the season against the New York Giants (12/16). Logged a season-high 39 yards on six carries (6.5 yards per carry). Also added three receptions for 14 yards.
- Scored his first career postseason touchdown on a five-yard reception in the NFC Divisional Playoff game against Seattle (1/13).
- Logged one carry for five yards while adding two receptions for 12 yards in the NFC Championship game against San Francisco (1/20).

#### CAREER

- In six seasons with the Falcons, has totaled 319 carries for 1,256 yards with seven rushing touchdowns and 139 receptions for 1,033 yards and six receiving touchdowns.

#### AUDIBLES

Snelling is one of five players drafted before the arrival of GM Thomas Dimitroff and Head Coach Mike Smith remaining on the roster.

- Logged 44 carries for 151 yards and added 26 receptions for 179 yards with one touchdown in 15 games in 2011.
- Competed in 14 games totaling 87 carries for 324 yards with two touchdowns and 44 receptions for 303 yards and three scores in 2010.
- Earned NFC Offensive Player of the Week honors after posting a career-high 186 all-purpose yards against Arizona (9/19/10). Snelling scored two rushing TDs and one receiving touchdown while racking up 129 yards on 24 carries and 57 yards on five receptions.
- Set a career-high with 147 rushing yards in the 2009 season finale against Tampa Bay (1/3/10).

#### EXTRA POINTS

- Participated as a celebrity waiter for the 4th annual Huddle Up for Miracles hosted by Head Coach Mike Smith at 103 West in Atlanta to benefit Children's Miracle Network.
- In 2013, attended the Taste of Love gala benefiting the Epilepsy Foundation of Georgia at the Ritz Carlton in Buckhead.
- Participated in the Governor's Red Ribbon Week Awards Ceremony at the Woodruff Performing Arts Center in Atlanta.
- Served as the keynote speaker for the Epilepsy Foundation's Taste of Love gala at the Ritz Carlton in Buckhead in February 2010 and attended to show his support in February 2011.
- During the 2010 holiday season, treated four underprivileged families from the Hall County Boys & Girls Club to a special night at Dave & Buster's at Discover Mills Mall in Lawrenceville.





### COLLEGE

- In his 267 career rushing attempts at Virginia, was only stopped behind the line of scrimmage 15 times, while 81 of his carries produced first downs.
- Had key rushing attempts that set up 21 touchdown drives and 11 more that resulted in field goals.
- 34 of 75 receptions were good for first downs.
- His average of 5.3 yards per rush ranked fifth on the school's all-time rushing record list when he graduated, topped only by John Papit (1947-50), Terry Kirby (1989-92), Barry Word (1982-85) and Nikki Fisher (1988-91).
- His 325 rushing yards in 2005 were the most by a Virginia fullback in a season since Charles Way totaled 517 yards in 1994.

- Super Sleeper Team and All-Atlantic Coast Conference second-team selection by *The NFL Draft Report* in 2006.

- His 325 yards in 2005 led ACC fullbacks and were the most by a Virginia fullback in a season since 1994.

### PERSONAL

- Attended L.C. Bird High School (Richmond, Va.).
- Four-time all-district tailback and was named to the all-region team three times.
- Gained over 3,300 yards rushing during his career, including 1,444 yards and 14 touchdowns during his senior season.
- Graduated in May 2006 with a degree in Anthropology.

### SNELLING'S CAREER OFFENSIVE STATISTICS

RUSHING								RECEIVING			
YEAR	GP/GS	ATT	YDS	AVG	LG	TD	REC	YDS	AVG	LG	TD
2007 ATL	7/0	13	43	3.3	17	1	0	0	0.0	0	0
2008 ATL	16/1	15	62	4.1	13	0	8	89	11.1	27	0
2009 ATL	14/2	142	613	4.3	31	4	30	259	8.6	38	1
2010 ATL	14/0	87	324	3.7	30	2	44	303	6.9	28t	3
2011 ATL	16/0	44	151	3.4	18	0	26	179	6.9	21t	1
2012 ATL	16/2	19	58	3.1	11	0	31	170	5.5	16	1
<b>TOTALS</b>	<b>83/5</b>	<b>319</b>	<b>1,251</b>	<b>3.9</b>	<b>31</b>	<b>7</b>	<b>139</b>	<b>1,000</b>	<b>7.2</b>	<b>38</b>	<b>6</b>

### SNELLING'S CAREER POSTSEASON STATISTICS

RUSHING								RECEIVING			
YEAR	GP/GS	ATT	YDS	AVG	LG	TD	REC	YDS	AVG	LG	TD
2008 ATL	1/0	0	0	0.0	0	0	0	0	0.0	0	0
2010 ATL	1/0	1	1	1.0	1	0	2	6	3.0	4	0
2011 ATL	1/0	2	7	3.5	6	0	2	9	4.5	6	0
2012 ATL	2/0	2	12	6.0	12	0	2	10	5.0	5t	1
<b>TOTALS</b>	<b>5/0</b>	<b>5</b>	<b>20</b>	<b>4.0</b>	<b>12</b>	<b>0</b>	<b>6</b>	<b>25</b>	<b>4.2</b>	<b>6</b>	<b>1</b>

- Additional Statistics: Contributed with two special teams stops in 2007, led the Falcons with 19 special teams tackles in 2008 and posted two special teams stops in 2009.



2012 GAME-BY-GAME												
		RUSHING					RECEIVING					
DATE	OPP	RUSH	YDS	AVG	LG	TD	REC	YDS	AVG	LG	TD	
9/9	@ KC	2	5	2.5	3	0	0	0	0.0	0	0	
9/17	DEN	1	2	2.0	2	0	1	1	1.0	1	0	
9/23	@ SD	1	3	3.0	3	0	1	12	12.0	12	0	
9/30	CAR	0	0	0.0	0	0	3	5	1.7	5	0	
10/7	@ WAS	1	2	0.0	2	0	1	9	9.0	9	0	
10/14	OAK	1	-1	-1.0	-1	0	0	0	0.0	0	0	
10/28	@ PHI	1	1	1.0	1	0	3	16	5.3	8	1	
11/4	DAL	3	0	0.0	3	0	3	1	0.3	2	0	
11/11	@ NO	0	0	0.0	0	0	2	12	6.0	6	0	
11/18	ARI	1	-1	-1.0	-1	0	3	25	8.3	13	0	
11/25	@ TB	0	0	0.0	0	0	3	33	11.0	14	0	
11/29	NO	0	0	0.0	0	0	4	28	7.0	15	0	
12/9	@ CAR	0	0	0.0	0	0	1	5	5.0	5	0	
12/16	NYG	6	39	6.5	11	0	3	14	4.7	14	0	
12/22	@ DET	0	0	0.0	0	0	1	12	12.0	12	0	
12/30	TB	3	8	2.7	7	0	2	25	12.5	16	0	
<b>TOTALS</b>		<b>19</b>	<b>58</b>	<b>3.1</b>	<b>11</b>	<b>0</b>	<b>31</b>	<b>170</b>	<b>5.5</b>	<b>16</b>	<b>1</b>	
<b>CAREER</b>		<b>319</b>	<b>1,256</b>	<b>3.9</b>	<b>31</b>	<b>7</b>	<b>139</b>	<b>1,033</b>	<b>7.4</b>	<b>38</b>	<b>6</b>	

2012 POSTSEASON												
		RECEIVING					RUSHING					
DATE	OPP	REC	YDS	AVG	LG	TD	RSH	YDS	AVG	LG	TD	
1/13	SEA	1	5	5.0	5	1	0	0	0.0	0	0	
1/20	SF	1	5	5.0	5	0	2	12	6.0	12	0	
<b>TOTALS</b>		<b>2</b>	<b>10</b>	<b>5.0</b>	<b>5</b>	<b>1</b>	<b>2</b>	<b>12</b>	<b>6.0</b>	<b>12</b>	<b>0</b>	

2010 GAME-BY-GAME												
		RECEIVING					RUSHING					
DATE	OPP	REC	YDS	AVG	LG	TD	RSH	YDS	AVG	LG	TD	
9/12	@ PIT	1	4	4.0	4	0	2	4	2.0	3	0	
9/19	ARI	5	57	11.4	19	1	24	129	5.4	30	2	
9/26	@ NO	1	8	8.0	8	0	14	62	4.4	17	0	
10/3	SF	2	5	2.5	3	0	7	31	4.4	8	0	
10/10	@ CLE	2	2	1.0	2	0	6	18	3.0	9	0	
10/17	@ PHI	2	10	5.0	7	0	3	17	5.7	9	0	
10/24	CIN	4	15	3.8	9	0	5	4	0.8	4	0	
11/7	TB	5	24	4.8	9	0	5	15	3.0	10	0	
11/11	BAL	6	56	9.3	28	1	3	11	3.7	5	0	
11/21	@ STL	3	26	8.7	15	0	1	2	2.0	2	0	
11/28	GB	4	32	8.0	12	0	4	7	1.8	6	0	
12/5	@ TB	INACTIVE										
12/12	@ CAR	INACTIVE										
12/19	@ SEA	4	15	3.8	7	1	4	6	1.5	4	0	
12/27	NO	2	20	10.0	11	0	1	1	1.0	1	0	
1/2	CAR	3	26	8.7	15	0	8	17	2.1	9	0	
<b>TOTALS</b>		<b>44</b>	<b>303</b>	<b>6.9</b>	<b>28</b>	<b>3</b>	<b>87</b>	<b>324</b>	<b>3.7</b>	<b>30</b>	<b>2</b>	

2010 POSTSEASON												
		RECEIVING					RUSHING					
DATE	OPP	REC	YDS	AVG	LG	TD	RSH	YDS	AVG	LG	TD	
1/15	GB	2	6	3.0	4	0	1	1	1.0	1	0	
<b>TOTALS</b>		<b>2</b>	<b>6</b>	<b>3.0</b>	<b>4</b>	<b>0</b>	<b>1</b>	<b>1</b>	<b>1.0</b>	<b>1</b>	<b>0</b>	

2011 GAME-BY-GAME												
		RUSHING					RECEIVING					
DATE	OPP	RUSH	YDS	AVG	LG	TD	REC	YDS	AVG	LG	TD	
9/11	@ CHI	2	10	5.0	9	0	5	32	6.4	10	0	
9/18	PHI	0	0	0.0	0	0	1	8	8.0	8	0	
9/25	@ TB	0	0	0.0	0	0	2	3	1.5	6	0	
10/2	@ SEA	INACTIVE										
10/9	GB	1	2	2.0	2	0	2	21	10.5	17	0	
10/16	CAR	3	12	4.0	8	0	1	7	7.0	7	0	
10/23	@ DET	0	0	0.0	0	0	1	18	18.0	18	0	
11/6	@ IND	8	15	1.9	6	0	0	0	0.0	0	0	
11/13	NO	1	0	0.0	0	0	1	25	12.5	21	1	
11/20	TEN	7	11	1.6	4	0	1	4	4.0	4	0	
11/27	MIN	3	7	2.3	3	0	1	4	4.0	4	0	
12/4	@ HOU	2	16	8.0	10	0	0	0	0.0	0	0	
12/11	@ CAR	3	6	2.0	2	0	1	-1	-1.0	-1	0	
12/15	JAX	5	22	4.4	11	0	4	26	6.5	7	0	
12/26	@ NO	0	0	0.0	0	0	4	28	7.0	16	0	
1/1	TB	9	50	5.6	18	0	1	4	4.0	4	0	
<b>TOTALS</b>		<b>44</b>	<b>151</b>	<b>3.4</b>	<b>18</b>	<b>0</b>	<b>26</b>	<b>179</b>	<b>6.9</b>	<b>21</b>	<b>1</b>	

2011 POSTSEASON												
		RUSHING					RECEIVING					
DATE	OPP	RSH	YDS	AVG	LG	TD	REC	YDS	AVG	LG	TD	
1/8	@ NYG	2	7	3.5	6	0	2	9	4.5	6	0	
<b>TOTALS</b>		<b>2</b>	<b>7</b>	<b>3.5</b>	<b>6</b>	<b>0</b>	<b>2</b>	<b>9</b>	<b>4.5</b>	<b>6</b>	<b>0</b>	

2009 GAME-BY-GAME												
		RUSHING					RECEIVING					
DATE	OPP	RUSH	YDS	AVG	LG	TD	REC	YDS	AVG	LG	TD	
9/13	MIA	0	0	0.0	0	0	2	2.0	2	0	0	
9/20	CAR	6	37	6.2	20	0	1	10	10.0	10	1	
9/27	@ NE	1	3	3.0	3	0	3	41	13.7	21	0	
10/11	@ SF	2	5	2.5	3	0	3	15	5.0	6	0	
10/18	CHI	3	9	3.0	6	0	2	22	11.0	13	0	
10/25	@ DAL	7	68	9.7	31	0	1	10	10.0	10	0	
11/2	@ NO	INACTIVE										
11/8	WSH	INACTIVE										
11/15	@ CAR	18	61	3.4	11	1	3	32	10.7	19	0	
11/22	@ NYG	25	76	3.0	13	2	3	13	4.3	7	0	
11/29	TB	4	8	2.0	3	0	0	0	0.0	0	0	
12/6	PHI	10	35	3.5	10	0	2	17	8.5	12	0	
12/13	NO	10	37	3.7	7	1	4	65	16.3	38	0	
12/20	@ NYJ	16	59	3.7	20	0	3	5	1.7	3	0	
12/27	BUF	15	68	4.5	17	0	1	6	6.0	6	0	
1/3	@ TB	25	147	5.9	22	0	3	21	7.0	9	0	
<b>TOTALS</b>		<b>142</b>	<b>613</b>	<b>4.3</b>	<b>31</b>	<b>4</b>	<b>30</b>	<b>259</b>	<b>8.6</b>	<b>38</b>	<b>1</b>	



2008 GAME-BY-GAME											
		RUSHING					RECEIVING				
DATE	OPP	RUSH	YDS	AVG	LG	TD	REC	YDS	AVG	LG	TD
9/7	DET	0	0	0.0	0	0	0	0	0.0	0	0
9/14	@ TB	0	0	0.0	0	0	0	0	0.0	0	0
9/21	KC	0	0	0.0	0	0	0	0	0.0	0	0
9/28	@ CAR	0	0	0.0	0	0	1	11	11.0	11	0
10/5	@ GB	0	0	0.0	0	0	0	0	0.0	0	0
10/12	CHI	0	0	0.0	0	0	0	0	0.0	0	0
10/26	@ PHI	0	0	0.0	0	0	2	20	10.0	18	0
11/2	@ OAK	8	47	5.9	13	0	1	12	12.0	12	0
11/9	NO	0	0	0.0	0	0	0	0	0.0	0	0
11/16	DEN	1	-3	-3.0	-3	0	1	2	2.0	2	0
11/23	CAR	0	0	0.0	0	0	2	31	15.5	27	0
11/30	@ SD	1	1	0.0	0	0	0	0	0.0	0	0
12/7	@ NO	2	5	2.5	3	0	0	0	0.0	0	0
12/14	TB	0	0	0.0	0	0	0	0	0.0	0	0
12/21	@ MIN	3	12	4.0	8	0	1	13	13.0	13	0
12/28	STL	0	0	0.0	0	0	0	0	0.0	0	0
<b>TOTALS</b>		<b>15</b>	<b>62</b>	<b>4.1</b>	<b>13</b>	<b>0</b>	<b>8</b>	<b>89</b>	<b>11.1</b>	<b>27</b>	<b>0</b>

2008 POSTSEASON											
		RUSHING					RECEIVING				
DATE	OPP	RUSH	YDS	AVG	LG	TD	REC	YDS	AVG	LG	TD
1/3	@ ARZ	0	0	0.0	0	0	0	0	0.0	0	0
<b>TOTALS</b>		<b>0</b>	<b>0</b>	<b>0.0</b>	<b>0</b>	<b>0</b>	<b>0</b>	<b>0</b>	<b>0.0</b>	<b>0</b>	<b>0</b>

2007 GAME-BY-GAME											
		RUSHING					RECEIVING				
DATE	OPP	RUSH	YDS	AVG	LG	TD	REC	YDS	AVG	LG	TD
9/9	@ MIN	PRACTICE SQUAD									
9/16	@ JAX	PRACTICE SQUAD									
9/23	CAR	PRACTICE SQUAD									
9/30	HOU	PRACTICE SQUAD									
10/7	@ TEN	PRACTICE SQUAD									
10/15	NYG	PRACTICE SQUAD									
10/21	@ NO	PRACTICE SQUAD									
11/4	SF	PRACTICE SQUAD									
11/11	@ CAR	PRACTICE SQUAD									
11/18	TB	2	13	6.5	7	0	0	0	0.0	0	0
11/22	IND	4	6	1.5	3	0	0	0	0.0	0	0
12/2	@ STL	0	0	0.0	0	0	0	0	0.0	0	0
12/10	NO	3	9	3.0	4	0	0	0	0.0	0	0
12/16	@ TB	1	-1	-1.0	-1	0	0	0	0.0	0	0
12/23	@ ARZ	2	18	9.0	17	1	0	0	0.0	0	0
12/30	SEA	1	-2	-2.0	-2	0	0	0	0.0	0	0
<b>TOTALS</b>		<b>13</b>	<b>43</b>	<b>3.3</b>	<b>17</b>	<b>1</b>	<b>0</b>	<b>0</b>	<b>0.0</b>	<b>0</b>	<b>0</b>



RB Jason Snelling finds in the endzone in the NFC Divisional Playoff round vs. Seattle (1/13).



## ANDREW SZCZERBA

### TIGHT END

85

**HT:** 6'6" **WT:** 256  
**BIRTHDATE:** 7/16/88

**NFL EXP:** 1 **ACQ:** FA-'12 **2nd YEAR WITH FALCONS**  
**COLLEGE:** PENN STATE

#### TRANSACTIONS

- Originally signed by the Cowboys as a college free agent following 2012 NFL draft.
- Signed to the Falcons practice squad on November 13, 2012.

#### 2012 (FALCONS)

- Served as a member of the Falcons practice squad during the 2012 season.

#### COLLEGE

- Played in every game for the third straight year as a senior in 2011, finishing with 12 catches for 101 yards. also helped block for a running game that tallied 2,142 yards and 18 touchdowns.
- As a sophomore, played in every game and had one catch for six yards while blocking for a rushing attack that totaled 2,207 yards and 20 touchdowns.

#### PERSONAL

- Led Salesianum High School (Wilmington, DE.) to state championships in 2005 and 2006. Was a dynamic player on both sides of the ball, playing tight end and defensive end.

#### AUDIBLES

Szczerbe is one of two Salesianum School (DE) alumni to play in the NFL, joining Kevin P. Reilly who played for the Eagles and Patriots in the 1970s.

- Was selected as the 2006 Gatorade Player-of-the-Year in Delaware while earning first-team all-state honors on offense and defense.
- Has two brothers, Edward and Philip, and two sisters, Elizabeth and Julianna, who is Andrew's twin sister.
- Received his degree in labor studies and employment relations in May 2011.



## PEYTON THOMPSON

### CORNERBACK

**37**

**HT:** 5'11"    **WT:** 180  
**BIRTHDATE:** 9/26/90

**NFL EXP:** R    **ACQ:** FA-'12    **1st YEAR WITH FALCONS**  
**COLLEGE:** SANE JOSE STATE

#### TRANSACTIONS

- Signed by the Falcons as a College Free Agent on April 30, 2012.
- Signed to the Falcons practice squad on September 1, 2012.

#### 2012 (FALCONS)

- Served as a member of the Falcons practice squad during the 2012 season.

#### COLLEGE

- Logged 186 tackles (125 solo), 10.5 tackles for loss, seven interceptions, one sack, two forced fumbles, two fumble recoveries and 22 passes defended in four seasons at San Jose State.
- As a senior in 2011, played in all 13 games with 11 starts. Shared the team lead with 10 pass break-ups and finished second on the team with two interceptions. Also added 82 total tackles, which ranked third for the Spartans.

#### AUDIBLES

Thompson attended Granite Bay high school, which has produced several NFL players including former Falcons WR Adam Jennings (2006-08).

#### PERSONAL

- An Abilene, Texas native. Was a two-time Sacramento Bee honorable mention All-Metro choice. Lettered in football and track at Granite Bay High School (CA). Averaged 6.4 yards per carry, caught 21 passes for 292 yards, and averaged 25.7 yards a kickoff return in 2007. Set a school record in the 400-yard dash, running 48.2 seconds.
- Graduated from San Jose State with a degree in sociology.



## OSI UMENYIORA

### DEFENSIVE END

90



PRO BOWL YEARS  
2007, 2005

**HT:** 6'3" **WT:** 255  
**BIRTHDATE:** 11/16/81

**NFL EXP:** 11 **ACQ:** UFA-'13 (NY) **1st YEAR WITH FALCONS**  
**COLLEGE:** TROY UNIVERSITY

#### TRANSACTIONS

- Originally selected by the New York Giants in the second round (56th overall) of the 2003 NFL Draft.
- Signed by the Falcons as a free agent on March 27, 2013.

#### 2012 (NY GIANTS)

- Played in all 16 games with four starts at defensive end. Tallied 55 tackles (33 solo), six sacks, five tackles for loss, 21 quarterback hits, 18 quarterback hurries and one forced fumble.
- Part of a Giants defense that recorded 33 sacks and 35 takeaways in 2012.
- Recorded one sack in back-to-back games at Carolina (9/20) and at Philadelphia (9/30) dragging down a pair of the NFL's most mobile quarterbacks in QB Cam Newtown and QB Michael Vick.
- Recorded first start of season at San Francisco (10/14) and led a Giants defensive unit that allowed just three points and held the 49ers to just 80 rushing yards.
- Played in the defensive line rotation vs. Washington (10/21) and recorded two tackles (one solo), including a six-yard sack on QB Robert Griffin III in the fourth quarter.
- Saw action at defensive end at Dallas (10/28) and recorded one tackle. Part of a Giants defense that forced six Cowboys turnovers and allowed just 19 rushing yards.
- Strip-sacked Ben Roethlisberg, leading to a 70-yard fumble return for a touchdown by LB Michael Boley vs. Pittsburgh (11/4). Also added seven tackles (five solo).

#### CAREER

- In 10 seasons with the Giants, compiled 430 tackles (285 solo), 75 sacks, 32 forced fumbles, and 13 fumble recoveries in 129 career games.
- A two-time Super Bowl Champion (XLII & XLVI), has posted 29 tackles (22 solo) with 3.5 sacks and two forced fumbles in the postseason.



Umenyiora tied an NFL record for forced fumbles in a single season with 10 in 2010. He tied LB Jason Taylor's NFL record which was set in 2006.

- Since he was drafted by the Giants in 2003, ranks tied for sixth in the NFL with 32 forced fumbles.
- Ranks fourth in Giants franchise history with 75 career sacks.
- Set a Giants franchise record with six sacks vs. Philadelphia on Sept. 23, 2007, surpassing the old mark of 4.5 sacks by Pepper Johnson at Tampa Bay on Nov. 24, 1991.
- Led the Giants and tied an NFL record with 10 forced fumbles in 2010, tying Jason Taylor's record set in 2006 with Miami.
- Has been named NFC Defensive Player of the Week twice, Special Teams Player of the Week once and Defensive Player of the Month once.
- In 2011, played in nine games with seven starts and in four postseason games with no starts. Finished second on the team with 9.0 sacks and was credited with 25 tackles (16 solo), and 2 forced fumbles.
- In 2010, was named a second team All-Pro by the Associated Press after starting all 16 games and tying for the team lead with 11.5 sacks. Also added 66 tackles (53 solo) and 10 forced fumbles.
- Ranked second among NFL defensive tackles in tackles for loss (8.5) in 2009 while ranking third in the category in 2006.
- In 2009, played in all 16 games with 11 starts and finished the season with 45 tackles (19 solo), a team-high 7.0 sacks, 4 forced fumbles, and a team-high 4 fumble recoveries.





- Earned his second career Pro Bowl selection after recording 53 tackles (33 solo), a team-high 13.0 sacks, five forced fumbles, two fumble recoveries and two passes defended while leading the Giants to the Super Bowl XLII title after the 2007 season.
- In 2006, 11 and led the team with 6.0 sacks despite missing five games due to injury. Also added 39 tackles (27 solo), 16 quarterback hurries, 12 quarterback hits, one pass defended and one forced fumble
- Earned his first Pro Bowl selection and was named a first-team All-Pro by both the *Associated Press* and *Pro Football Weekly* in 2005 after posting an NFC-best 14.5 sacks with 70 tackles (49 solo), three passes defended, four forced fumbles, and two fumble recoveries.
- In 2004, played in 16 games with seven starts leading the team with 7.0 sacks, four fumble recoveries (including one returned for a touchdown) and three forced fumbles along with 58 tackles (42 solo), and three passes defended.

### EXTRA POINTS

- Is a participating member of The Make a Play Foundation, an NFL player-driven organization dedicated to making a difference in Africa's most under-developed regions. The Make a Play Foundation's aim is to fund-raise for, and support the infrastructure projects and sustainable development solutions Africa needs to break the cycle of poverty, famine and disease.

- Joined NFL Commissioner Roger Goodell on a USO Tour, visiting troops in the Middle East in July of 2008.

### COLLEGE

- Played in 48 games with 46 starts for Troy, recording 276 tackles (129 solo) with 25 sacks for a loss of 140 yards, 39 tackles for loss, 71 quarterback pressures, seven forced fumbles, two fumble recoveries and one pass defense.
- As a senior, was named All-America honorable mention and All-Independent first-team selection by The NFL Draft Report. Started every game at defensive end, recording 57 tackles (35 solo) with three forced fumbles while set school records with 43 quarterback pressures and 16 sacks.

### PERSONAL

- Born on Nov. 16, 1981 in London, England, Umenyiora, spent the first seven years of his life in London then lived with his family in Nigeria from the ages of 7-14. In 2007, Umenyiora was made a chief in the Nigerian village of Okbunike when he visited there.
- Has one son (Tijani) and is the son of John and Ijgoma Umenyiora.

### UMENYIORA'S CAREER DEFENSIVE STATISTICS

YEAR	GP/GS	TK	SO	AST	SK	YDS	INT	YDS	LG	TD	PD	FF	FR	YDS	TD
2003	NYG 13/1	19	15	4	1.0	17.0	0	0	0	0	0	1	0	0	0
2004	NYG 16/7	58	42	16	7.0	40.0	0	0	0	0	3	3	4	50t	1
2005	NYG 16/16	70	48	22	14.5	95.5	0	0	0	0	3	4	2	0	0
2006	NYG 11/11	39	27	12	6.0	45.0	0	0	0	0	2	1	0	0	0
2007	NYG 16/16	52	32	20	13.0	87.0	0	0	0	0	0	5	2	75t	1
2008	NYG	DID NOT PLAY													
2009	NYG 16/11	45	19	26	7.0	64.0	0	0	0	0	1	4	4	37t	1
2010	NYG 16/16	66	53	13	11.5	72.0	0	0	0	0	2	10	1	0	0
2011	NYG 9/7	25	16	9	9.0	64.0	0	0	0	0	1	2	0	0	0
2012	NYG 16/4	55	33	17	6.0	36.0	0	0	0	0	1	2	0	0	0
TOTAL	129/89	430	285	145	75.0	520.5	0	0	0	0	13	32	13	162	3

### UMENYIORA'S BEST GAMES

TACKLES	SACKS	FORCED FUMBLES	FUMBLE RECOVERIES
Nine, Two Times	6.0 vs. PHI (9/30/07)	2, Five Times	2 vs. SF (10/21/07)
Last vs. MIN (11/13/05)	3.0 vs. CHI (10/3/10)	Last at WAS (1/2/11)	
	2.0, 14 Times		
	Last vs. DAL (1/1/12)		



## JOSH VAUGHAN

### DEFENSIVE TACKLE

**30**

**HT:** 6'0" **WT:** 225  
**BIRTHDATE:** 12/3/86

**NFL EXP:** 2 **ACQ:** FA-'12 **1st YEAR WITH FALCONS**  
**COLLEGE:** RICHMOND

#### TRANSACTIONS

- Originally signed as college free agent by the Tampa Bay Buccaneers on May 1, 2009.
- Signed to the Falcons practice squad on September 25, 2012.

#### 2012 (FALCONS)

- Served as a member of the Falcons practice squad during the 2012 season.

#### CAREER

- Appeared in 10 career games with the Carolina Panthers, posting 10 carries for 31 yards (3.1 yards per carry) with one touchdown.
- Served as a practice squad player for Jacksonville, Carolina, Indianapolis, and Buffalo before being signed to the Panthers active roster in 2010.
- Played in seven games for the Panthers in 2011. Recorded seven carries for 24 yards while adding nine special teams tackles.
- Saw action in three games with the Panthers in 2010, rushing three times for seven yards, including one touchdown.

#### AUDIBLES

Vaughan is one of 12 players on the Falcons roster to have played in a collegiate national championship game. His Richmond Spiders won the FCS title in 2009.

#### COLLEGE

- Finished career at Richmond tied with the Tim Hightower for the school record with 34 touchdowns.
- As a senior in 2008, he helped the Spiders win the Division I FCS National Championship.

#### PERSONAL

- Attended Hermitage High School in Richmond, Va. where he played running back and linebacker.
- As a senior in 2004, he was named a first-team All-Colonial District running back and a second-team All-Colonial District linebacker.



## SEAN WEATHERSPOON

### LINEBACKER

# 56

**HT:** 6'2" **WT:** 244  
**BIRTHDATE:** 12/29/87

**NFL EXP:** 4 **ACQ:** D1-'10 **4th YEAR WITH FALCONS**  
**COLLEGE:** UNIVERSITY OF MISSOURI

#### TRANSACTIONS

- Selected as a first round (19<sup>th</sup> pick overall) draft choice by Atlanta in 2010.

#### 2012 (FALCONS)

- Claimed a leadership role on the Falcons defense, taking over play calling duties in his third NFL season. Posted 114 tackles (84 solo), finishing on the team second behind fellow linebacker Stephen Nicholas.
- Notched six tackles for loss, while adding three sacks, one interception, one forced fumble, one fumble recovery, and four passes defended.
- Helped the Falcons post one of the League's top scoring defenses in 2012. Atlanta allowed 18.7 points per game, which was the fifth-best mark in League.
- Recorded double digit tackles in seven games, including 11-or-more tackles in five contests.
- Opened the 2012 season with a strong performance at Kansas City (9/9). Sacked QB Matt Cassel for an eight-yard loss while adding seven tackles, two tackles for loss, two quarterback hits, and one pass defended in the season opener.
- Collared 11 tackles (six solo) vs. Denver (9/17) and helped the Falcons hold QB Peyton Manning to a 58.5 passer rating. Also added one pass defended and one fumble recovery to give the Falcons four takeaways in the win.
- Logged four tackles (three solo) with one sack against NFC South rival Carolina (9/30).
- Recorded a season-high 12 tackles (nine solo) with one sack at Washington (10/7). The Falcons held QB Robert Griffin III to 91 passing yards in a 24-17 win.
- Recorded sacks in back-to-back games for the first time in his career dropping Panthers QB Cam Newton vs. Carolina (9/30) and stopping Redskins QB Robert Griffin III for a two-yard loss at Washington (10/7).
- Grabbed his first career interception against New Orleans (11/29), picking off QB Drew Brees in the

#### AUDIBLES

Weatherspoon was named a second team All-Pro selection as a 4-3 outside linebacker by Pro Football Focus in 2011.

endzone. Helped the Falcons intercept Brees five times and end his NFL record streak of 54 consecutive games with a TD pass. Also added six tackles.

- Closed out the regular season with three straight double-digit tackle games, posting 11 total tackles in each of Atlanta's final three contests.
- Forced RB Marshawn Lynch to fumble at the Falcons 39 yard line in the NFC Divisional playoff against Seattle (1/13). The Falcons recovered the loose ball and drove 61 yards for touchdown. Also added eight tackles (five solo) and one pass defended.
- Posted five tackles (three solo) in the NFC Championship game against San Francisco (1/20).

#### CAREER

- Has emerged as a leader on defense in his three seasons with the Falcons. Played in 40 career games with 34 starts while posting 293 tackles (208 solo) with eight sacks, 13 passes defended, two fumble recoveries and one forced fumble.
- Since being drafted in 2010, the Falcons have posted the best defense in the NFL in terms of two-minute situations. Atlanta has allowed just 16 points on drives beginning inside the final two minutes of either half.
- Had a breakout sophomore season in 2011, starting all 16 games at linebacker and posting career-highs with 127 tackles (86 solo) and 4.0 sacks. Also added one fumble recovery and eight passes defended.
- Made a key stop of RB Toby Gerhart on fourth and goal from the two-yard line that sealed a 24-14 victory over the Minnesota Vikings (11/27/11).
- Played in 11 games with six starts in his rookie season in 2010, missing five games due to injury, and con-



tributed with 52 tackles (38 solo) and one sack.

- Notched a career-high 10 tackles (eight solo) and his first career sack, dragging down Cardinals QB Derek Anderson in a win against Arizona (9/19/10).
- Posted nine tackles (eight solo) in his NFL debut at Pittsburgh (9/12/10).

### EXTRA POINTS

- In 2012, hosted a youth football camp at Flowery Branch High School for the local youth to participate. Weatherspoon was joined by several NFL players, including teammates Shann Schillinger, William Moore and Thomas DeCoud.
- Participated in Fashion Funds the Cure, a fashion show to benefit the Rally Foundation, a local childhood cancer research foundation. Falcons players served as escorts and models with local children who have been afflicted with cancer.
- In 2010, was a participant in the Atlanta Falcons Rookie Club sponsored by UnitedHealthcare of Georgia, this program gives the players the opportunity to take part in several charitable events.

### COLLEGE

- A standout linebacker at the University of Missouri where he started each of his final 41 games.
- Recorded 413 career tackles (240 solo), 12.5 sacks, 43.5 tackles for loss, four interceptions (two returned for touchdowns), five forced fumbles, one fumble recovery and 17 passes defended.
- Graduated as the third player in school history to lead the team in tackles three times in a career as his 413 stops rank third in school history and 10th on the Big 12 Conference all-time list.

- As a senior, was voted team captain while earning Butkus Award finalist, Lombardi Award semifinalist and Lott Trophy quarterfinalist honors.

- Named a first-team All-Big 12 selection from 2007-09 as he averaged 132 tackles per season over that time span.

- His 155 tackles in 2008 rank second on the Tigers season-record list, while finishing fifth nationally that season.

- Graduated ranking 13th on the school career chart with 12.5 sacks.

### PERSONAL

- Attended Jasper High School and was named the Texas District 22-3A Player of the Year as a senior after recording 98 tackles, eight tackles for loss, four sacks and two interceptions.

- Added second-team all-state honors while competing as a receiver. Finished with 27 catches for 428 yards and seven touchdowns.

- Was named a first-team all-district selection as a junior and was chosen as the Class 22-3A Defensive Newcomer of the Year as a sophomore.

- Was an all-state selection in track and an all-district honoree in basketball.

- Cousin of former WNBA star, Teresa Weatherspoon.

- His full name is Franklin De'Sean Weatherspoon.

- A native of Jasper, Texas.

### WEATHERSPOON'S CAREER DEFENSIVE STATISTICS

YEAR	GP/GS	TK	SO	AST	SK	YDS	INT	YDS	LG	TD	PD	FF	FR	YDS	TD
2010	ATL	11/5	52	38	14	1.0	9.0	0	0	0	1	0	0	0	0
2011	ATL	16/16	127	86	41	4.0	35.0	0	0	0	8	0	1	0	0
2012	ATL	13/13	114	84	30	3.0	10.0	1	6	6	4	1	1	0	0
TOTAL		40/34	293	208	85	8.0	54.0	1	6	6	13	1	2	0	0

### WEATHERSPOON'S BEST GAMES

TACKLES	SACKS	FORCED FUMBLES	FUMBLE RECOVERIES
13 at TB (9/25/11)	1.0, Seven Times	1 at SD (9/23/12)	1, Two Times
12, Two Times	Last at WAS (10/7/12)		Last vs. DEN (9/17/11)
Last at WAS (10/7/12)			



## WEATHERSPOON'S CAREER PLAYOFF DEFENSIVE STATISTICS

YEAR	GP/GS	TK	SO	AST	SK	YDS	INT	YDS	LG	TD	PD	FF	FR	YDS	TD
2010	ATL	1/1	2	2	0	0.0	0.0	0	0	0	0	0	0	0	0
2011	ATL	1/1	12	6	6	0.0	0.0	0	0	0	0	0	0	0	0
2012	ATL	2/2	13	8	5	0.0	0.0	0	0	0	1	1	0	0	0
<b>TOTAL</b>		<b>4/4</b>	<b>27</b>	<b>16</b>	<b>11</b>	<b>0.0</b>	<b>0.0</b>	<b>0</b>	<b>0</b>	<b>0</b>	<b>1</b>	<b>1</b>	<b>0</b>	<b>0</b>	<b>0</b>

## 2012 GAME-BY-GAME

DATE	OPP	TK	SO	SK	YDS	INT	YDS	FF	FR	PD
9/9	@ KC	10	9	1.0	8.0	0	0	0	0	1
9/17	DEN	11	6	0.0	0.0	0	0	0	1	1
9/23	@ SD	6	5	0.0	0.0	0	0	1	0	0
9/30	CAR	4	3	1.0	0.0	0	0	0	0	0
10/7	@ WAS	12	9	1.0	2.0	0	0	0	0	0
10/14	OAK	10	8	0.0	0.0	0	0	0	0	0
10/28	@ PHI	7	6	0.0	0.0	0	0	0	0	0
11/4	DAL	INACTIVE								
11/11	@ NO	INACTIVE								
11/18	ARZ	INACTIVE								
11/25	@ TB	7	7	0.0	0.0	0	0	0	0	0
11/29	NO	6	2	0.0	0.0	1	6	0	0	1
12/9	@ CAR	8	4	0.0	0.0	0	0	0	0	0
12/16	NYG	11	7	0.0	0.0	0	0	0	0	0
12/22	@ DET	11	9	0.0	0.0	0	0	0	0	0
12/30	TB	11	9	0.0	0.0	0	0	0	0	1
<b>TOTALS</b>		<b>114</b>	<b>84</b>	<b>3.0</b>	<b>10.0</b>	<b>1</b>	<b>6</b>	<b>1</b>	<b>1</b>	<b>4</b>
<b>CAREER</b>		<b>293</b>	<b>208</b>	<b>7.0</b>	<b>54.0</b>	<b>1</b>	<b>6</b>	<b>1</b>	<b>2</b>	<b>13</b>

## 2012 POSTSEASON

DATE	OPP	TK	SO	SK	YDS	INT	YDS	FF	FR	PD
1/13	SEA	8	5	0.0	0.0	0	0	1	0	1
1/20	SF	5	3	0.0	0.0	0	0	0	0	0
<b>TOTALS</b>		<b>13</b>	<b>8</b>	<b>0.0</b>	<b>0.0</b>	<b>0</b>	<b>0</b>	<b>1</b>	<b>0</b>	<b>1</b>

## 2010 GAME-BY-GAME

DATE	OPP	TK	SO	SK	YDS	INT	YDS	FF	FR	PD
9/12	PIT	9	8	0.0	0.0	0	0	0	0	0
9/19	ARI	10	8	1.0	9.0	0	0	0	0	0
9/26	@ NO	8	7	0.0	0.0	0	0	0	0	0
10/3	SF	INACTIVE								
10/10	@ CLE	5	3	0.0	0.0	0	0	0	0	1
10/17	@ PHI	INACTIVE								
10/24	CIN	INACTIVE								
11/7	TB	INACTIVE								
11/11	BAL	INACTIVE								
11/21	@ STL	00	0.0	0.0	0	0	0	0	0	0
11/28	GB	4	2	0.0	0.0	0	0	0	0	0
12/5	@ TB	1	1	0.0	0.0	0	0	0	0	0
12/12	@ CAR	1	1	0.0	0.0	0	0	0	0	0
12/19	@ SEA	5	5	0.0	0.0	0	0	0	0	0
12/27	NO	6	3	0.0	0.0	0	0	0	0	0
1/2	CAR	1	0	0.0	0.0	0	0	0	0	0
<b>TOTALS</b>		<b>52</b>	<b>38</b>	<b>1.0</b>	<b>9.0</b>	<b>0</b>	<b>0</b>	<b>0</b>	<b>0</b>	<b>1</b>

## 2010 POSTSEASON

DATE	OPP	TK	SO	SK	YDS	INT	YDS	FF	FR	PD
1/15	GB	2	2	0.0	0.0	0	0	0	0	0
<b>TOTALS</b>		<b>2</b>	<b>2</b>	<b>0.0</b>	<b>0.0</b>	<b>0</b>	<b>0</b>	<b>0</b>	<b>0</b>	<b>0</b>

## 2011 GAME-BY-GAME

DATE	OPP	TK	SO	SK	YDS	INT	YDS	FF	FR	PD
9/11	@ CHI	12	9	0.0	0.0	0	0	0	0	1
9/18	PHI	10	7	0.0	0.0	0	0	0	0	0
9/25	@ TB	13	10	0.0	0.0	0	0	0	0	0
10/2	@ SEA	8	5	0.0	0.0	0	0	0	0	0
10/9	GB	11	7	1.0	11.0	0	0	0	0	0
10/16	CAR	9	4	0.0	0.0	0	0	0	0	1
10/23	@ DET	6	5	1.0	9.0	0	0	0	0	1
11/6	@ IND	10	6	0.0	0.0	0	0	0	0	2
11/13	NO	7	4	0.0	0.0	0	0	0	0	1
11/20	TEN	5	3	0.0	0.0	0	0	0	0	0
11/27	MIN	10	7	1.0	9.0	0	0	0	0	0
12/4	@ HOU	8	6	0.0	0.0	0	0	0	0	1
12/11	@ CAR	9	8	1.0	6.0	0	0	0	0	1
12/15	JAX	2	2	0.0	0.0	0	0	0	1	0
12/26	@ NO	2	1	0.0	0.0	0	0	0	0	0
1/1	TB	5	2	0.0	0.0	0	0	0	0	0
<b>TOTALS</b>		<b>127</b>	<b>86</b>	<b>4.0</b>	<b>35.0</b>	<b>0</b>	<b>0</b>	<b>0</b>	<b>1</b>	<b>8</b>
<b>CAREER</b>		<b>179</b>	<b>124</b>	<b>5.0</b>	<b>44.0</b>	<b>0</b>	<b>0</b>	<b>0</b>	<b>1</b>	<b>9</b>

## 2011 POSTSEASON

DATE	OPP	TK	SO	SK	YDS	INT	YDS	FF	FR	PD
1/8	@ NYG	12	6	0.0	0.0	0	0	0	0	0
<b>TOTALS</b>		<b>12</b>	<b>6</b>	<b>0.0</b>	<b>0.0</b>	<b>0</b>	<b>0</b>	<b>0</b>	<b>0</b>	<b>0</b>





## RODDY WHITE

### WIDE RECEIVER

84



PRO BOWL YEARS  
2011, 2010, 2009, 2008

**HT:** 6'0" **WT:** 211  
**BIRTHDATE:** 11/2/81

**NFL EXP:** 9 **ACQ:** D1-'05 **9th YEAR WITH FALCONS**  
**COLLEGE:** UNIVERSITY OF ALABAMA-BIRMINGHAM

#### TRANSACTIONS

- Selected as a first round (27<sup>th</sup> pick overall) draft choice by Atlanta in 2005.

#### 2012 (FALCONS)

- Finished the 2012 season with 92 catches for 1,351 yards and seven touchdowns, becoming fifth player in NFL history to record three consecutive seasons with 90+ receptions and 1,200+ yards.
- Ranked ninth in the NFL with 1,351 receiving yards and tied for 10th with 92 catches in 2012.
- Teamed up with WR Julio Jones to make up one of the top receiving tandems in the NFL in 2012. Atlanta was one of four teams with two 1,000-yard receivers.
- The duo of White & Jones were the first Falcons teammates to post 1,000 receiving yards in the same season since WR Tony Martin (1,181) and Terance Mathis (1,136) each accomplished that feat in 1998.
- In 2012, White became the sixth receiver in NFL history to record six consecutive seasons with at least 80 catches and 1,000 receiving yards.
- Set a franchise record with his sixth consecutive 1,000 yard season in 2012.
- White has caught at least seven touchdown receptions in five straight seasons.
- Increased his franchise record for 100-yard games to 35 and tied his franchise record for 100-yard games in a season with seven.
- Posted eight catches for a season-high 169 yards, including a 59-yard catch in the fourth quarter that set up the eventual game winning field goal vs. Carolina (9/30). Also added two touchdown receptions.
- Logged three straight 100 yard games for the second time in his career notching 118 yards vs. Dallas (11/4), 114 yards at New Orleans (11/11), and 123 yards vs. Arizona (11/18).

#### AUDIBLES

White was a two-time state champion wrestler at James Island High School in South Carolina. In 2011, he visited the US Olympic Training Center to help promote USA Wrestling

- Caught nine passes for 117 yards at Carolina (12/9), including a four-yard touchdown for his 50th career touchdown reception. Became the third player in franchise history to catch 50 touchdown passes in his career.
  - Notched eight receptions for 153 yards and two touchdowns at Detroit (12/22). Eclipsed the 100-yard mark and scored both touchdowns before half-time.
  - Tallied five catches for 76 yards, including a 47-yard touchdown grab, in the NFC Divisional playoff against Seattle (1/13).
  - Broke WR Terance Mathis' franchise record for career postseason receptions with his 24th playoff grab. Mathis caught 23 passes in four playoff games between 1995 and 1998.
  - Pulled in seven catches for 100 yards in the NFC Championship game vs. San Francisco (1/20), marking his first career 100-yard game in the postseason.
  - Teamed up with Jones to become the the first Falcons teammates to post 100 receiving yards in a single playoff game in franchise history against the 49ers (1/20).
  - Set franchise records for career postseason receptions (34) and postseason receiving yards (369).
- #### CAREER
- In eight seasons with the Falcons, has recorded 622 receptions for 8,725 yards with 52 touchdowns.
  - Owns Falcons franchise records for receptions (622), receiving yards (8,725), 100-yard games (35), receiving yards in a season (1,389), and receptions in a season (115).





- White is the only player in the NFL to record over 1,200 receiving yards in each of the last three seasons and one of just three receivers to post at least 1,000 receiving yards each year during that time.
- Pieced together a streak of four straight games with at least on touchdown reception in 2009, which ranks tied for second in club annals.
- White's 8,725 career receiving yards rank 11th among active players.
- Earned his fourth consecutive Pro Bowl selection after catching an NFC-best 100 passes for 1,296 yards with eight touchdowns in 2011.
- White is the second receiver in team history to record 500-or-more career catches and the first to eclipse 600 receptions. His 622 career receptions are the most in club annals.
- Since 2008, White ranks second in the NFC and ranks third in the NFL with 480 receptions. Additionally, his 43 touchdowns are tied for the second most in the League during that time.
- In 2011, led the NFC in receptions for the second straight season (100) and became the first player in Falcons history to record multiple seasons with 100-or-more catches.
- Led the League with 35 catches on third down, 29 of which resulted in first downs. Also tied for the League lead and set a new franchise record with 77 first down receptions in 2011.
- Passed WR Terance Mathis to become the franchise's all-time receiving yardage leader after recording four catches for 69 yards vs. Tampa Bay in the 2011 season finale.
- Earned his third consecutive Pro Bowl berth in 2010 after recording his fourth straight 1,000-yard season, leading the NFC and setting a new franchise record with 1,389 yards.
- Named the Wide Receiver of the Year by the NFL Alumni for his performance in 2010.
- Earned PFW/PFWA All-NFL honors in 2010.
- In 2010, received 47 of 50 possible votes to earn his first career All-Pro selection.
- Led the League with a career-high and franchise-best 115 receptions, and became the third player in team history to record 100-or-more catches in a season.
- Is the first wide receiver in franchise history to post six consecutive 1,000-yard seasons.
- In 2010, hauled in an NFL-best 36 receptions for a League-leading 497 yards on third down. Since 2008, leads the NFL with 120 catches and 102 first downs on third down. His 13 touchdowns on third down tied for the second most in the NFL.
- Collected 104 yards on seven receptions against San Francisco (10/3/10). Also forced a fumble that led to the Falcons 68-yard game-winning drive with just 1:22 remaining in the game.
- Earned NFC Offensive Player of the Week honors after totaling a season-high 201 receiving yards on 11 catches with two touchdowns against Cincinnati (10/24/10).
- Named NFC Offensive Player of the Month for the month of October after posting 29 receptions for 489 yards and three touchdowns in four games. Also posted three 100-plus-yard receiving games during the month.
- Became the fastest player in Falcons history to reach 1,000 yards in a season by hauling in nine catches for 83 yards at St. Louis (11/21/10).
- Set a franchise record for total receiving yards in one game with 210 at San Francisco on October 11, 2009.
- Pieced together a streak of four straight games with at least on touchdown reception in 2009, which ranks tied for second in club annals.
- Became the first Falcons player in team history and the 12th player in NFL history to have 80 catches and 1,100-plus yards in three consecutive seasons.
- Set a franchise receiving record with 1,382 yards in 2008, besting Alfred Jenkins' old record of 1,358 yards in 1981 en route to his first Pro Bowl selection.
- In 2008, White and RB Michael Turner became the first Falcons duo to record 1,000-yard rushing and receiving seasons since 1998.
- Posted the Falcons first 1,000-yard season by a receiver since 1999 when he compiled 1,202 yards on 83 receptions in 2007.
- Finished the 2007 campaign tied for third in the NFC in receiving yards (1,202) while recording a career-best five 100-yard games.

## 2012 (FALCONS)

- Spent a day at Benjamin E. Mays High School in Atlanta, serving as a cheerleader, band member, teacher, and coach as part of Duracell's Trust Your Power program. White also donated items to the school to help the kids both on the field and in the classroom.
- Hosts a football camp for kids where he serves as a coach and gives daily talks highlighting the finer points of the game of football and life. In 2013 his camp is presented by Academy Sports & Outdoors.



### COLLEGE

- Totaled 163 receptions for 3,112 yards and 26 touchdowns, while starting 43 of 45 games for Alabama-Birmingham during his four-year career with the Blazers. His career totals rank second all-time in school history.
- Led the nation with 1,452 receiving yards and ranked third in the country with a 20.5-yard per catch average in 2004 as an All-Conference USA first-team pick as a senior. Registered six 100-yard receiving contests.
- Received All-Conference USA second-team honors after starting every game for the Blazers and leading the team with 39 catches for 844 yards with seven touchdowns as a junior.

### PERSONAL

- Lettered in football, baseball and wrestling at James Island (Charleston, SC) High School, where he twice earned all-state and All-Low County recognition for football.
- Won two state wrestling titles.
- Born Sharod Lamor White on November 2, 1981 in James Island, South Carolina.
- Has one son, Roddy Jr., and one daughter, Milan.

### WHITE'S CAREER STATISTICS

RECEIVING								RUSHING			
YEAR	GP/GS	REC	YDS	AVG	LG	TD	ATT	YDS	AVG	LG	TD
2005 ATL	16/8	29	446	15.4	54t	3	4	12	3.0	16	0
2006 ATL	16/5	30	506	16.9	55	0	0	0	0.0	0	0
2007 ATL	16/15	83	1,202	14.5	69t	6	1	-2	-2.0	-2	0
2008 ATL	16/15	88	1,382	15.7	70t	7	2	4	2.0	2	0
2009 ATL	16/16	85	1,153	13.6	90t	11	1	2	2.0	2	0
2010 ATL	16/16	115	1,389	12.1	46	10	0	0	0.0	0	0
2011 ATL	16/16	100	1,296	13.0	43	8	0	0	0.0	0	0
2012 ATL	16/16	92	1,351	14.7	59	7	0	0	0.0	0	0
<b>TOTALS</b>	<b>128/107</b>	<b>622</b>	<b>8,725</b>	<b>14.0</b>	<b>90t</b>	<b>52</b>	<b>8</b>	<b>16</b>	<b>2.0</b>	<b>16</b>	<b>0</b>

### WHITE'S CAREER POSTSEASON STATISTICS

RECEIVING								RUSHING			
YEAR	GP/GS	REC	YDS	AVG	LG	TD	ATT	YDS	AVG	LG	TD
2008 ATL	1/1	11	84	7.6	12	1	0	0	0.0	0	0
2010 ATL	1/1	6	57	9.5	12	1	0	0	0.0	0	0
2011 ATL	1/1	5	52	10.4	21	0	0	0	0.0	0	0
2012 ATL	2/2	12	176	14.7	47	1	0	0	0.0	0	0
<b>TOTALS</b>	<b>5/5</b>	<b>34</b>	<b>369</b>	<b>10.9</b>	<b>47</b>	<b>3</b>	<b>0</b>	<b>0</b>	<b>0.0</b>	<b>0</b>	<b>0</b>

### WHITE'S BEST GAMES

RECEPTIONS	YARDS	LONG	TOUCHDOWNS
13 @ PIT (9/12/10)	210 @ SF (10/11/09)	90t @ SF (10/11/09)	2, Eight Times
12, Two Times	201 vs. CIN (10/24/10)	69t vs. CAR (9/23/07)	Last @ DET (12/22/12)
Last vs. BAL (11/11/10)	169 vs. CAR (9/30/12)	68t @ NO (11/2/09)	
11, Two Times	164 @ NO (12/7/08)		
Last @ NO (12/26/11)			



2012 GAME-BY-GAME												
DATE	OPP	RECEIVING					RUSHING					
		REC	YDS	AVG	LG	TD	RUSH	YDS	AVG	LG	TD	
9/9	@ KC	6	87	14.5	26	0	0	0	0.0	0	0	
9/17	DEN	8	102	12.8	21	1	0	0	0.0	0	0	
9/23	@ SD	5	55	11.0	19	0	0	0	0.0	0	0	
9/30	CAR	8	169	21.1	59	2	0	0	0.0	0	0	
10/7	@ WSH	4	68	17.0	20	0	0	0	0.0	0	0	
10/14	OAK	6	72	12.0	26	1	0	0	0.0	0	0	
10/28	@ PHI	3	38	12.7	14	0	0	0	0.0	0	0	
11/4	DAL	7	118	16.9	26	0	0	0	0.0	0	0	
11/11	@ NO	7	114	16.3	49	0	0	0	0.0	0	0	
11/18	ARZ	8	123	15.4	37	0	0	0	0.0	0	0	
11/25	TB	5	57	11.4	29	0	0	0	0.0	0	0	
11/29	NO	1	20	20.0	20	0	0	0	0.0	0	0	
12/9	@ CAR	9	117	13.0	18	1	0	0	0.0	0	0	
12/16	NYG	2	16	8.0	11	0	0	0	0.0	0	0	
12/22	@ DET	8	153	19.1	44	2	0	0	0.0	0	0	
12/30	TB	5	42	8.4	14	0	0	0	0.0	0	0	
TOTALS		92	1,351	14.7	59	7	0	0	0.0	0	0	
CAREER		622	8,725	14.0	90	52	9	19	2.1	16	0	

2012 POSTSEASON												
DATE	OPP	RECEIVING					RUSHING					
		REC	YDS	AVG	LG	TD	RSH	YDS	AVG	LG	TD	
1/13	SEA	5	76	15.2	47	1	0	0	0.0	0	0	
1/20	SF	7	100	14.3	23	0	0	0	0.0	0	0	
TOTALS		12	176	14.7	47	1	0	0	0.0	0	0	

2010 GAME-BY-GAME												
DATE	OPP	RECEIVING					RUSHING					
		REC	YDS	AVG	LG	TD	RSH	YDS	AVG	LG	TD	
9/12	@ PIT	13	111	8.5	18	0	0	0	0.0	0	0	
9/19	ARI	7	78	11.1	24	1	0	0	0.0	0	0	
9/26	@ NO	5	69	13.8	24	1	0	0	0.0	0	0	
10/3	SF	7	104	14.9	20	0	0	0	0.0	0	0	
10/10	@ CLE	5	101	20.2	45	1	0	0	0.0	0	0	
10/17	@ PHI	6	83	13.8	25	0	0	0	0.0	0	0	
10/24	CIN	11	201	18.3	46	2	0	0	0.0	0	0	
11/7	TB	4	49	12.3	22	0	0	0	0.0	0	0	
11/11	BAL	12	138	11.5	33	2	0	0	0.0	0	0	
11/21	@ STL	9	83	9.2	26	0	0	0	0.0	0	0	
11/28	GB	5	49	9.8	14	0	0	0	0.0	0	0	
12/5	@ TB	7	74	10.6	25	0	0	0	0.0	0	0	
12/12	@ CAR	8	79	9.9	18	0	0	0	0.0	0	0	
12/19	@ SEA	7	65	9.3	15	1	0	0	0.0	0	0	
12/27	NO	3	43	14.3	18	1	0	0	0.0	0	0	
1/2	CAR	6	62	10.3	14	1	0	0	0.0	0	0	
TOTALS		115	1,389	12.1	46	10	0	0	0.0	0	0	

2010 POSTSEASON												
DATE	OPP	RECEIVING					RUSHING					
		REC	YDS	AVG	LG	TD	RSH	YDS	AVG	LG	TD	
1/15	GB	6	67	11.2	12	1	0	0	0.0	0	0	
TOTALS		6	67	11.2	12	1	0	0	0.0	0	0	

2011 GAME-BY-GAME												
DATE	OPP	RECEIVING					RUSHING					
		REC	YDS	AVG	LG	TD	RSH	YDS	AVG	LG	TD	
9/11	@ CHI	8	61	7.6	14	0	0	0	0.0	0	0	
9/18	PHI	3	23	7.7	17	1	0	0	0.0	0	0	
9/25	@ TB	9	140	15.6	30	0	0	0	0.0	0	0	
10/2	@ SEA	6	78	13.0	26	0	0	0	0.0	0	0	
10/9	GB	6	50	8.3	15	1	0	0	0.0	0	0	
10/16	CAR	2	21	10.5	14	0	0	0	0.0	0	0	
10/23	@ DET	5	52	10.4	18	1	0	0	0.0	0	0	
11/6	@ IND	4	76	19.0	33	0	0	0	0.0	0	0	
11/13	NO	4	62	15.5	20	0	0	0	0.0	0	0	
11/20	TEN	7	147	21.0	43	0	0	0	0.0	0	0	
11/27	MIN	10	120	12.0	26	1	0	0	0.0	0	0	
12/4	@ HOU	4	51	12.8	16	1	0	0	0.0	0	0	
12/11	@ CAR	7	84	12.0	26	1	0	0	0.0	0	0	
12/15	JAX	10	135	13.5	29	2	0	0	0.0	0	0	
12/26	@ NO	11	127	11.5	26	0	0	0	0.0	0	0	
1/1	TB	4	69	17.3	23	0	0	0	0.0	0	0	
TOTALS		100	1,296	13.0	43	8	0	0	0.0	0	0	
CAREER		530	7,374	13.9	90	45	8	16	2.0	16	0	

2011 POSTSEASON												
DATE	OPP	RECEIVING					RUSHING					
		REC	YDS	AVG	LG	TD	RSH	YDS	AVG	LG	TD	
1/8	@ NYG	5	52	10.4	21	0	0	0	0.0	0	0	
TOTALS		5	52	10.4	21	0	0	0	0.0	0	0	

2009 GAME-BY-GAME												
DATE	OPP	RECEIVING					RUSHING					
		REC	YDS	AVG	LG	TD	RSH	YDS	AVG	LG	TD	
9/13	MIA	5	42	8.4	14	0	0	0	0.0	0	0	
9/20	CAR	6	53	8.8	17	1	0	0	0.0	0	0	
9/27	@ NE	4	24	6.0	14	0	0	0	0.0	0	0	
10/11	@ SF	8	210	26.3	90	2	0	0	0.0	0	0	
10/18	CHI	4	56	14.0	40	1	0	0	0.0	0	0	
10/25	@ DAL	6	50	8.3	12	1	0	0	0.0	0	0	
11/2	@ NO	4	108	27.0	68	1	0	0	0.0	0	0	
11/8	WSH	3	27	9.0	12	0	1	2	2.0	2	0	
11/15	@ CAR	7	98	14.0	34	0	0	0	0.0	0	0	
11/22	@ NYG	4	45	11.3	22	0	0	0	0.0	0	0	
11/29	TB	5	57	11.4	18	1	0	0	0.0	0	0	
12/6	PHI	9	104	11.6	35	1	0	0	0.0	0	0	
12/13	NO	2	41	20.5	27	0	0	0	0.0	0	0	
12/20	@ NYJ	4	33	8.3	16	0	0	0	0.0	0	0	
12/27	BUF	8	139	17.4	42	2	0	0	0.0	0	0	
1/3	@ TB	6	66	11.0	19	1	0	0	0.0	0	0	
TOTALS		85	1,153	13.6	90	11	1	2	2.0	2	0	



2008 GAME-BY-GAME												
DATE	OPP	RECEIVING					RUSHING					
		REC	YDS	AVG	LG	TD	RSH	YDS	AVG	LG	TD	
9/7	DET	2	54	27.0	46	0	0	0	0.0	0	0	
9/14	@ TB	4	59	14.8	19	0	1	2	2.0	2	0	
9/21	KC	5	119	23.8	70	1	0	0	0.0	0	0	
9/28	@ CAR	7	90	12.9	23	0	0	0	0.0	0	0	
10/5	@ GB	8	132	16.5	37	1	0	0	0.0	0	0	
10/12	CHI	9	112	12.4	26	1	0	0	0.0	0	0	
10/26	@ PHI	8	113	14.1	55	2	0	0	0.0	0	0	
11/2	@ OAK	5	54	10.8	17	0	0	0	0.0	0	0	
11/9	NO	5	68	13.6	16	1	1	2	2.0	2	0	
11/16	DEN	5	102	20.4	37	0	0	0	0.0	0	0	
11/23	CAR	4	70	17.5	30	0	0	0	0.0	0	0	
11/30	@ SD	6	112	18.7	38	0	0	0	0.0	0	0	
12/7	@ NO	10	164	16.4	59	0	0	0	0.0	0	0	
12/14	TB	4	61	15.3	30	0	0	0	0.0	0	0	
12/21	@ MIN	3	24	8.0	12	0	0	0	0.0	0	0	
12/28	STL	3	48	16.0	22	1	0	0	0.0	0	0	
<b>TOTALS</b>		<b>88</b>	<b>1,382</b>	<b>15.7</b>	<b>70</b>	<b>7</b>	<b>2</b>	<b>4</b>	<b>2.0</b>	<b>2</b>	<b>0</b>	

2008 POSTSEASON												
DATE	OPP	RECEIVING					RUSHING					
		REC	YDS	AVG	LG	TD	RSH	YDS	AVG	LG	TD	
1/3	@ ARZ	11	84	7.6	12	1	0	0	0.0	0	0	
<b>TOTALS</b>		<b>11</b>	<b>84</b>	<b>7.6</b>	<b>12</b>	<b>1</b>	<b>0</b>	<b>0</b>	<b>0.0</b>	<b>0</b>	<b>0</b>	

2006 GAME-BY-GAME												
DATE	OPP	RECEIVING					RUSHING					
		REC	YDS	AVG	LG	TD	RSH	YDS	AVG	LG	TD	
9/10	@ CAR	1	5	5.0	5	0	0	0	0.0	0	0	
9/17	TB	1	18	18.0	18	0	0	0	0.0	0	0	
9/25	@ NO	0	0	0.0	0	0	0	0	0.0	0	0	
10/1	ARZ	4	26	6.5	7	0	0	0	0.0	0	0	
10/15	NYG	2	20	10.0	10	0	0	0	0.0	0	0	
10/22	PIT	2	10	5.0	7	0	0	0	0.0	0	0	
10/29	@ CIN	3	42	14.0	21	0	0	0	0.0	0	0	
11/5	@ DET	0	0	0.0	0	0	0	0	0.0	0	0	
11/12	CLE	5	99	19.8	55	0	0	0	0.0	0	0	
11/19	@ BAL	1	49	49.0	49	0	0	0	0.0	0	0	
11/26	NO	1	14	14.0	14	0	0	0	0.0	0	0	
12/3	@ WAS	0	0	0.0	0	0	0	0	0.0	0	0	
12/10	@ TB	2	17	8.5	12	0	0	0	0.0	0	0	
12/16	DAL	3	104	34.7	52	0	0	0	0.0	0	0	
12/24	CAR	1	12	12.0	12	0	0	0	0.0	0	0	
12/31	@ PHI	4	90	22.5	47	0	0	0	0.0	0	0	
<b>TOTALS</b>		<b>30</b>	<b>506</b>	<b>16.9</b>	<b>55</b>	<b>0</b>	<b>0</b>	<b>0</b>	<b>0.0</b>	<b>0</b>	<b>0</b>	

2007 GAME-BY-GAME												
DATE	OPP	RECEIVING					RUSHING					
		REC	YDS	AVG	LG	TD	RSH	YDS	AVG	LG	TD	
9/9	@ MIN	4	29	7.3	9	0	0	0	0.0	0	0	
9/16	@ JAX	4	81	20.3	35	0	0	0	0.0	0	0	
9/23	CAR	7	127	18.1	69	1	0	0	0.0	0	0	
9/30	HOU	3	64	21.3	34	0	0	0	0.0	0	0	
10/7	@ TEN	3	55	18.3	34	0	1	-2	-2.0	-2	0	
10/15	NYG	4	64	16.0	38	0	0	0	0.0	0	0	
10/21	@ NO	8	110	13.8	32	1	0	0	0.0	0	0	
11/4	SF	3	55	18.3	22	0	0	0	0.0	0	0	
11/11	@ CAR	6	57	9.5	18	0	0	0	0.0	0	0	
11/18	TB	4	28	7.0	11	0	0	0	0.0	0	0	
11/22	IND	6	104	17.3	48	1	0	0	0.0	0	0	
12/2	@ STL	10	146	14.6	34	1	0	0	0.0	0	0	
12/10	NO	3	75	25.0	39	1	0	0	0.0	0	0	
12/16	@ TB	1	4	4.0	4	0	0	0	0.0	0	0	
12/23	@ ARZ	12	141	11.8	26	0	0	0	0.0	0	0	
12/30	SEA	5	62	12.4	27	1	0	0	0.0	0	0	
<b>TOTALS</b>		<b>83</b>	<b>1,202</b>	<b>14.5</b>	<b>69</b>	<b>6</b>	<b>1</b>	<b>-2</b>	<b>-2.0</b>	<b>-2</b>	<b>0</b>	

2005 GAME-BY-GAME												
DATE	OPP	RECEIVING					RUSHING					
		REC	YDS	AVG	LG	TD	RSH	YDS	AVG	LG	TD	
9/12	PHI	0	0	0.0	0	0	0	0	0.0	0	0	
9/18	@ SEA	0	0	0.0	0	0	0	0	0.0	0	0	
9/25	@ BUF	0	0	0.0	0	0	0	0	0.0	0	0	
10/2	MIN	2	12	6.0	7	0	0	0	0.0	0	0	
10/9	NE	0	2	0.0	2	0	0	0	0.0	0	0	
10/16	@ NO	1	10	10.0	10	0	0	0	0.0	0	0	
10/24	NYJ	2	20	10.0	11	0	0	0	0.0	0	0	
11/6	@ MIA	3	50	16.7	20	1	16	16.0	16	0	0	
11/13	GB	2	22	11.0	19	1	1	2	2.0	2	0	
11/20	TB	4	108	27.0	54	0	0	0	0.0	0	0	
11/24	@ DET	2	25	12.5	16	0	0	0	0.0	0	0	
12/4	@ CAR	3	35	11.7	17	0	0	0	0.0	0	0	
12/12	NO	2	65	32.5	54	1	1	-7	-7.0	-7	0	
12/18	@ CHI	1	19	19.0	19	0	0	0	0.0	0	0	
12/24	@ TB	3	31	10.3	13	0	0	0	0.0	0	0	
1/1	CAR	4	47	11.8	16	1	1	1	1.0	1	0	
<b>TOTALS</b>												

# RISE UP



## ROOKIES



## DESMOND TRUFANT

### CORNERBACK

21

**HT:** 6'0" **WT:** 190  
**BIRTHDATE:** 9/10/90

**NFL EXP:** R **ACQ:** D1-'13 **1st YEAR WITH FALCONS**  
**COLLEGE:** UNIVERSITY OF WASHINGTON

#### TRANSACTIONS

- Selected as a first round (22<sup>nd</sup> overall) draft choice by Atlanta in 2013.

#### COLLEGE

- Started 47 of 50 career games at the University of Washington posting 195 tackles (151 solo) with a school record 39 passes defended, 8.5 tackles for loss, and six interceptions.
- Allowed just eight of 54 pass completions (14.8 percent) on balls thrown in his direction as the Huskies ranked 23<sup>rd</sup> in the nation in pass defense, allowing 197.3 passing yards per game.
- As a senior, won both the Sports Radio 950 KJR Most Outstanding Defensive Player and the Guy Flaherty Award (the team's oldest and most prestigious honor).
- As a team captain in 2012, earned second-team All-American honors from The NFL Draft Report and Fox Sports as well as first-team All-Pac 12 honors after recording 36 tackles (27 solo) with nine passes defended and one interception.
- In 2011, was named All-Pac 12 Conference honorable mention and won the team's Don James Perseverance Award after starting all 13 games and posting a career-high 64 tackles (46 solo), a team-leading 16 passes defended, two interceptions, two forced fumbles and two fumble recoveries.
- Earned All-Pac 10 Conference honorable mention as a sophomore in 2010 starting all 13 games and logging 48 tackles (34 solo) with four passes defended, one interception, and one fumble recovery.
- Made an instant impact as a freshman as he was named to the *Sporting News* Freshman All-Pac 10 team and earn All-Pac 10 Conference honorable mention in 2009.
- Spent three games as a reserve cornerback before taking over the starting role for the final nine games posting 47 tackles (44 solo), six passes defended, and two interceptions.

#### AUDIBLES

Seven Falcons have brothers that also play professional sports. Kevin & Zach Cone (MLB), Jonathan & Jordan Babineaux (NFL), Harry & Toney Douglas (NBA), Peria & John Jerry (NFL), Jacquizz & James Rodgers (NFL), Desmond, Marcus & Isaiah Trufant (NFL), and Robert Alford & Fred Booker (NFL).

#### PERSONAL

- Attended Wilson High School (Tacoma, Wash.) where he was named a first-team all-state selection by the *Seattle Times* after recording 67 tackles on defense and 12 rushing touchdowns during his senior season.
- As a junior, he posted 47 tackles and eight interceptions, along with four stops for loss, scoring five times while gaining 440 receiving yards and finding the end zone six more times on 36 carries for 360 yards.
- Named a red chip prospect by the *Seattle Times* and a "Northwest Nugget" honorable mention by the *Tacoma News-Tribune*. Rated the sixth-best overall player in the state of Washington and the country's 56<sup>th</sup>-best cornerback by Rivals.com.
- A standout long jumper and triple jumper at Wilson. Took second place in the Class 4A state track meet in the triple jump (46 feet, 5.75 inches) and placed 11<sup>th</sup> in the long jump (21 feet, 2.25 inches) as a junior in 2008. Also starred on the Rams basketball team.
- His two older brothers Marcus and Isaiah also played in the NFL. Marcus was selected 11<sup>th</sup> overall by Seattle in the 2003 NFL Draft and spent 10 years with the Seahawks while Isaiah spent time in the AFL and UFL before breaking into the NFL as a practice squad player with the New York Jets and Philadelphia Eagles.
- Son of Constance and Lloyd Trufant.





### TRUFANT'S CAREER DEFENSIVE STATISTICS

YEAR		GP/GS	TK	SO	AST	SK	YDS	INT	YDS	LG	TD	PD	FF	FR	YDS	TD
2009	UW	12/9	47	44	3	0.0	0.0	2	45	32	0	8	0	1	17t	1
2010	UW	13/13	48	34	14	0.5	2.0	1	5	5	0	5	0	1	0	0
2011	UW	13/13	64	46	18	0.5	5.0	2	7	7	0	16	2	2	0	0
2012	UW	12/12	36	27	9	1.0	8.0	1	0	0	0	10	1	1	0	0
TOTAL		50/47	195	151	44	2.0	15.0	6	57	32	0	39	3	5	17t	1



CB Desmond Trufant covers a receiver from Hawaii during his junior season.



## ROBERT ALFORD

### CORNERBACK

23

**HT:** 5'10" **WT:** 186  
**BIRTHDATE:** 11/1/88

**NFL EXP:** R **ACQ:** D2-'13 **1st YEAR WITH FALCONS**  
**COLLEGE:** SOUTHEASTERN LOUISIANA

#### TRANSACTIONS

- Selected as a second round (60<sup>th</sup> overall) draft choice by Atlanta in 2013.

#### COLLEGE

- Started 31-of-32 games at Southeastern Louisiana, recording 137 tackles (110 solo) with 20 passes defended, 10 interceptions, six tackles for loss, three fumble recoveries and one forced fumble.
- Also added nine punt returns for 104 yards, including a 75-yard touchdown against Lamar University.
- In 2012, was named the NCAA Football Championship Subdivision National Defensive Player of the Year by the *College Sports Journal* and added FCS All American honors from the *NFL Draft Report* and the *Sports Network*.
- Also added first-team All-Southland Conference honors and was named a finalist for the Buck Buchanan Award in 2012.
- In 2011, received second-team All-Southland Conference honors after starting all 11 games and notching 52 tackles (44 solo), seven passes defended, five interceptions, one forced fumble and one fumble recovery.
- His five interceptions in 2011 tied Billy Ladner (1961), Duriel Adams (2005) and Steve Keller (1969) for eighth on the school's all-time single-season list.
- Prior to redshirting the 2010 season, started nine of the 10 games he appeared in as a sophomore in 2009. Finished the season with 46 tackles (31 solo), five passes defended, two fumble recoveries, and one interception.

#### AUDIBLES

Alford is the first player from Southeastern Louisiana to be selected in the NFL Draft since the school reintroduced its football program in 2003.

#### PERSONAL

- Attended Hammond (La.) High School where he earned All-District 7-5A first-team honors after catching 10 touchdown passes as a senior.
- Also ran track, taking second in 400-meters at the 2007 Louisiana High School Athletic Association Track and Field Championships.
- His older brother, Fred Booker, was a cornerback at Louisiana State and played in the Arena Football League and NFL Europe before suiting up for 12 games with the New Orleans Saints in 2005.
- His other older brother, Duke Adams, was a safety for the Southeastern Louisiana Lions from 2003-06 and earned All-Southland Conference recognition as a junior.
- Became the first player from Southeastern Louisiana University to play in the Senior Bowl in over 40 years.
- Logged a 4.39 40-yard dash, 1.59 10-yard dash, 2.57 20-yard dash, 4.23 20-yard shuttle, 6.89 three-cone drill at the NFL Scouting Combine. Also posted a 40' vertical leap, 17 reps of 225 pounds measured with 31 3/8-inch arms, 9 3/8-inch hands, and a 74 1/2-inch wingspan.
- Son of Robert Cox and Gloria Bridgewater.



ALFORD'S CAREER DEFENSIVE STATISTICS																
YEAR		GP/GS	TK	SO	AST	SK	YDS	INT	YDS	LG	TD	PD	FF	FR	YDS	TD
2009	SLA	10/9	46	31	15	0.0	0.0	1	13	13	0	5	0	1	0	0
2010	SLA	DID NOT PLAY (REDSHIRT)														
2011	SLA	11/11	52	44	8	0.0	0.0	5	64	64t	1	7	1	1	0	0
2012	SLA	11/11	39	25	14	0.0	0.0	4	5	3	0	8	0	0	0	0
TOTAL		32/31	137	110	27	0.0	0.0	10	82	64t	1	20	1	2	0	0



## MALLICIAH GOODMAN

### DEFENSIVE END

93

**HT:** 6'4" **WT:** 276  
**BIRTHDATE:** 1/4/90

**NFL EXP:** R **ACQ:** D4A-'13 **1st YEAR WITH FALCONS**  
**COLLEGE:** CLEMSON UNIVERSITY

#### TRANSACTIONS

- Selected as the first of two fourth round (127<sup>th</sup> overall) draft choices by Atlanta in 2013.

#### COLLEGE

- Started 28 of 54 career games at Clemson, including each of his final 27 appearances, recording 127 tackles (70 solo) with 23 tackles for loss, 12 sacks, three passes defended and one fumble recovery.
- His eight forced fumbles fell two shy of the Tigers record of 10 shared by Jeff Davis (1978-81) and Ed McDaniel (1988-91).
- As a senior in 2012, received All-Atlantic Coast Conference honorable mention from the league's coaches and media, and was named Clemson's defensive player of the game in the Tigers Chick-fil-A Bowl win over LSU notching three sacks.
- Finished his senior season with 20 tackles (11 solo), 9.5 sacks, seven tackles for loss, four forced fumbles, and one fumble recovery.
- In 2011, he set a school record for defensive linemen with 767 defensive snaps. Goodman recorded a career-high 49 tackles (25 solo) with four tackles for loss and two sacks.
- As a sophomore in 2010, was the recipient of the team's Future Impact Player Award after recording 32 tackles (17 solo) with 3.5 tackles for loss, three fumble recoveries, and one sack.
- Was named Co-Defensive-Rookie-of-the-Year and a first-team freshman All-ACC selection in 2009 after posting 26 tackles (17 solo), six tackles for loss, and two sacks.

#### AUDIBLES

Goodman's size-11 hands were the largest at this year's NFL Scouting Combine.

#### PERSONAL

- Attended Florence (S.C.) High School where he was a Parade and EA Sports All-America selection.
- Rated as the nation's 36th-best overall prospect by *Rivals.com*, the 10th-best defensive end in America by ESPN.com and the 11th-best defensive end in the prep ranks *Scout.com*.
- Regarded as the best player in the state of South Carolina, according to *Rivals.com*, as that recruiting service also rated him the fifth-best defensive end in the country...Finalist for "Mr. Football" honors.
- Added All-Conference and All-State accolades as a senior...Was also a Parade and EA Sports All-American selection in 2008... recorded 73 tackles that included 15 sacks and 27 stops behind the line of scrimmage as a senior.
- Was one of just two South Carolina prep players to compete at the U.S. Army All-American Game and also participated in the Shrine Bowl.
- Graduated on December 20th, 2012 with a degree in Sociology...Born 1/04/90...Resides in Florence, South Carolina.


**GOODMAN'S CAREER DEFENSIVE STATISTICS**

YEAR	GP/GS	TK	SO	AST	SK	YDS	INT	YDS	LG	TD	PD	FF	FR	YDS	TD
2009 CLM	14/0	26	17	9	2.0	15	0	0	0	0	0	0	0	0	0
2010 CLM	13/1	32	17	15	1.0	7	0	0	0	0	1	3	0	0	0
2011 CLM	14/14	49	25	24	2.0	18	0	0	0	0	1	1	0	0	0
2012 CLM	13/13	20	11	9	7.0	41	0	0	0	0	1	4	1	0	0
<b>TOTAL</b>	<b>54/28</b>	<b>127</b>	<b>70</b>	<b>57</b>	<b>12.0</b>	<b>81</b>	<b>0</b>	<b>0</b>	<b>0</b>	<b>0</b>	<b>3</b>	<b>8</b>	<b>1</b>	<b>0</b>	<b>0</b>



DE Malliciah Goodman tracks down a runner from Virginia Tech.





## LEVINE TOILOLO

### TIGHT END

80

**HT:** 6'8" **WT:** 265  
**BIRTHDATE:** 7/30/91

**NFL EXP:** R **ACQ:** D4B-'13  
**COLLEGE:** STANFORD UNIVERSITY

1st YEAR WITH FALCONS

#### TRANSACTIONS

- Selected as the second of two fourth round (133<sup>rd</sup> overall) draft choices by Atlanta in 2013.

#### COLLEGE

- Caught 50 passes for 763 yards (15.3 yards per catch) with 10 touchdowns in 31 career games at Stanford.
- Was an offensive mainstay as both a receiver and a blocker, earning All-Pac-12 honorable mention honors and the Cardinal's T.E.A.M. Technician Award for technique, effort, attitude and mental discipline after catching 24 passes for 393 yards (16.4 yards per catch) with four touchdowns as a senior in 2012.
- Earned honorable mention all-conference honors as a junior after pulling down 25 receptions for 343 yards and a career-high six touchdowns in 2011.
- In 2012, Led all Stanford receivers with 16.4 yards per catch average and scored four touchdowns on five receptions inside the red zone.

#### PERSONAL

- Attended Helix Charter High School in La Mesa, California, where he was labeled a four-star recruit by both *Rivals* and *Scout.com*.
- Earned PrepStar All-America honors, was named a first team all-state Division II and all-CIF San Diego Section pick, earned first team All-Grossmont League honors as a tight end and defensive end as well as first team honors from the *San Diego Union-Tribune*, San Diego Hall of Champions and *MaxPreps.com*.
- Selected as a Scholar Leader-Athlete for the 2008-09 academic year by the National Football Foundation and College Football Hall of Fame
- Attended San Diego's H-Town Christian Academy for two years before transferring to Helix HS...also lettered in basketball.
- Parents are Raymond and Trina Young-Toilolo...one of four children...sister Chasity was a track athlete at the University of Utah
- Has three uncles, Dan Saleaumua, Edwin Mulitalo and Joe Salave'a who played in the NFL.

#### AUDIBLES

Toilolo is one of three members of the 2013 Rookie Club to have family members who have played in the National Football League.




**TOILOLO 'S CAREER STATISTICS**

RECEIVING								RUSHING				
YEAR	GP/GS	REC	YDS	AVG	LG	TD	ATT	YDS	AVG	LG	TD	
2009 STAN	0/0	0	0	0.0	0	0	0	0	0.0	0	0	
2010 STAN	5/1	1	27	27.0	27	0	0	0	0.0	0	0	
2011 STAN	12/0	25	343	13.7	41	6	0	0	0.0	0	0	
2012 STAN	14/0	24	393	16.4	46	4	0	0	0.0	0	0	
<b>TOTALS</b>	<b>31/1</b>	<b>50</b>	<b>763</b>	<b>15.3</b>	<b>46</b>	<b>10</b>	<b>0</b>	<b>0</b>	<b>0.0</b>	<b>0</b>	<b>0</b>	



TE Levine Toilolo leaps to catch a pass at Stanford.



## STANSLY MAPONGA

### DEFENSIVE END

99

**HT:** 6'2" **WT:** 265  
**BIRTHDATE:** 3/5/91

**NFL EXP:** R **ACQ:** D5-'13 **1st YEAR WITH FALCONS**  
**COLLEGE:** TEXAS CHRISTIAN

#### TRANSACTIONS

- Selected as fifth round (153<sup>rd</sup> overall) draft choice by Atlanta in 2013.

#### COLLEGE

- Started 34 of 36 career games at TCU, recording 113 total tackles (63 solo) with 23 tackles for loss, 15.5 sacks, eight forced fumbles, four fumble recoveries, and four passes defended.
- As a senior in 2012, was selected to the All-Big 12 first team after logging 26 tackles (15 solo) with 6.5 tackles for loss, four sacks, two forced fumbles, and two fumble recoveries.
- In 2011, was one of four players in the nation to rank in the top 10 in forced fumbles (5) and top 20 in sacks (9).
- Also led the team with 13.5 tackles for loss, nine sacks, five forced fumbles, and two fumble recoveries in 2011. Added 55 total tackles (33 solo).
- Helped lead the Horned Frogs to the 2011 Rose Bowl and finish the 2010 season with a 13-0 overall record. TCU became the first school from a non-BCS conference to play in the Rose Bowl (in the BCS era). The Horned Frogs topped Wisconsin, 21-19 in Pasadena.
- Earned second-team Freshman All-America honors from *CollegeFootballNews.com* and was a second-team All-Mountain West Conference selection in 2010 after posting 32 tackles (15 solo) with 2.5 sacks.

#### AUDIBLES

Maponga is one of eight starters from TCU's 2011 Rose Bowl team currently in the NFL.

#### PERSONAL

- A Carrollton, Texas native, he was the District 6-5A Defensive Player of the Year as a senior at Hebron High School.
- Totaled 71 tackles, including 5.5 sacks, as a senior at Hebron. Also added over 20 quarterback hurries.
- Lead Hebron to the district championship, after an 0-3 start and became the first player in Hebron history to play at TCU.
- Born in Zimbabwe and lived there until moving to the United States at the age of nine. Grew up playing rugby prior to coming to the US.



### MAPONGA'S CAREER DEFENSIVE STATISTICS

YEAR	GP/GS	TK	SO	AST	SK	YDS	INT	YDS	LG	TD	PD	FF	FR	YDS	TD
2010	TCU 12/12	32	15	17	2.5	17	0	0	0	0	1	1	0	0	0
2011	TCU 13/13	55	33	22	9.0	54	0	0	0	0	2	5	2	0	0
2012	TCU 11/9	26	15	11	4.0	28	0	0	0	0	1	2	2	0	0
<b>TOTAL</b>	<b>36/34</b>	<b>113</b>	<b>63</b>	<b>50</b>	<b>15.5</b>	<b>99</b>	<b>0</b>	<b>0</b>	<b>0</b>	<b>0</b>	<b>4</b>	<b>8</b>	<b>4</b>	<b>0</b>	<b>0</b>



DE Stansly Maponga rushes the quarterback against Iowa State.



## KEMAL ISHMAEL

### SAFETY

36

**HT:** 6'0" **WT:** 206  
**BIRTHDATE:** 5/6/91

**NFL EXP:** R **ACQ:** D7A-'13  
**COLLEGE:** CENTRAL FLORIDA

1st YEAR WITH FALCONS

#### TRANSACTIONS

- Selected as the first of three seventh round (243<sup>rd</sup> overall) draft choices by Atlanta in 2013.

#### COLLEGE

- Collared 368 total tackles (213 solo) with 9.5 tackles for loss, six interceptions, six forced fumbles, six fumble recoveries, and one sack in 53 career games at Central Florida.
- As a senior in 2012, was named the Conference USA Defensive Player of the Year and a First Team All-C-USA selection.
- Finished his career as the Knights all-time leader in tackles among defensive backs and is the just the third player in UCF history to lead the team in tackles three times during his career.
- Posted 124 total tackles (68 solo) with five tackles for loss, four passes defense, three interceptions, three forced fumbles, three fumble recoveries, and three forced fumbles in 2012.
- Closed out his Black and Gold career by starting his final 49 games and leading the Knights to the C-USA championship game.
- As a junior in 2011, earned All-C-USA honorable mention honors after starting all 12 games and posting a team-high 81 tackles (39 solo) with 2 three passes defended and 2.5 tackles for loss.
- Was a first team All-C-USA performer during his sophomore season in 2010 finishing the season with a team-high 93 tackles (57 solo), five passes defended, two interceptions, two forced fumbles, and one fumble recovery.

#### AUDIBLES

Falcons GM Thomas Dimitroff called Ishmael one of the surest tacklers in the 2013 NFL Draft.

- Appeared in 13 games with nine starts as a true freshman in 2009 and posted 70 tackles (49 solo) with one tackle for loss, one interception, one pass broken up, and one fumble recovery.

#### PERSONAL

- Was an All-Dade county performer at North Miami Beach High School.
- Helped North Miami Beach to the 2006 state semifinals, an undefeated campaign in 2007 and the state playoffs again in 2008.
- Played both wide receiver and defensive back. Posted 45 catches for 500 yards with three touchdowns while making three interceptions as a senior. As a junior, had two interceptions while making 30 receptions for 500 yards and seven scores.
- Son of Blessed and Darlene Ishmael. Majored in general studies with a minor in coaching at UCF.



ISHMAEL'S CAREER DEFENSIVE STATISTICS																
YEAR		GP/GS	TK	SO	AST	SK	YDS	INT	YDS	LG	TD	PD	FF	FR	YDS	TD
2009	UCF	13/9	70	49	21	0.0	0	1	0	0	0	1	0	1	0	0
2010	UCF	14/14	93	57	36	0.0	0	2	12	12	0	5	2	1	0	0
2011	UCF	12/12	81	39	42	0.0	0	0	0	0	0	3	1	1	0	0
2012	UCF	14/14	124	68	56	1.0	10	3	46	-	0	4	3	3	0	0
TOTAL		53/49	368	213	155	1.0	10	6	58	-	0	13	6	6	0	0



## ZEKE MOTTA

### SAFETY

41

**HT:** 6'0" **WT:** 206  
**BIRTHDATE:** 5/6/91

**NFL EXP:** R **ACQ:** D7B-'13  
**COLLEGE:** CENTRAL FLORIDA

1st YEAR WITH FALCONS

#### TRANSACTIONS

- Selected as the second of three seventh round (244<sup>th</sup> overall) draft choices by Atlanta in 2013.

#### COLLEGE

- Started 29 of 51 career games at Notre Dame posting 179 tackles (94 solo) with four tackles for loss, two interceptions, two fumble recoveries, one forced fumble, and one half sack.
- Played in every game during his career with the Irish, including the 2013 BCS National Championship Game. Recorded a career-high 16 total tackles (seven solo) against the Crimson Tide.
- Helped lead the Irish to their first number 1 ranking in the AP and Coaches' polls since 1993. Also anchored a defense that led to Notre Dame's first ever number one ranking in the BCS and its first appearance in the BCS National Championship Game.
- Appeared in 13 games with nine starts as a true freshman in 2009 and posted 70 tackles (49 solo) with one tackle for loss, one interception, one pass breakup, and one fumble recovery.
- As senior captain, registered 77 tackles (39 solo), second most on Irish defense behind LB Manti Te'o, with two tackles for loss and one fumble recovery.
- During his junior season in 2011, played in all 13 games, including eight starts, and tallied 40 tackles, one interception, one pass breakup, one forced fumble and one fumble recovery.
- Played in all 13 games with eight starts for the Irish as a sophomore in 2010 and posted 50 tackles (30 solo) with two passes defended, 1.5 tackles for loss and one interception.
- Was one of just three freshmen to play in every game in 2009. He played extensively on special teams and alternated between outside linebacker and safety logging 12 tackles (six solo), one half sack and one half tackle for loss.

#### AUDIBLES

Motta is one of 10 current Falcons that played in a National Championship game during their college careers. He is one of eight players to play in the BCS National Championship Game.

#### PERSONAL

- Attended Vero Beach High School in Vero Beach, FL where he was selected to the *Jacksonville Times-Union's* Florida Super 75 squad and named a first-team Class 6A all-state selection as a senior
- Tallied 137 tackles, including eight tackles for a loss and three sacks during senior campaign at Vero Beach High School
- Participated in 2009 U.S. Army All-American Game in San Antonio. He was also selected to play in Hawaii Football Prep Classic, featuring all-star team from the U.S. mainland against an all-star team from Hawaii.
- Rated the eighth-best overall prospect in Florida according to *Rivals.com*, a member of Florida Varsity Top 100, and named a SuperPrep All American.
- Named District 17 Player of the Year in as a junior 2007 and as a senior in 2008
- Full name is Ezekiel Edward Motta. Son of Bill Motta, who was the defensive coordinator at Vero Beach High School.
- Enrolled in College of Arts and Letters at Notre Dame as an industrial design major.




**MOTTA'S CAREER DEFENSIVE STATISTICS**

YEAR		GP/GS	TK	SO	AST	SK	YDS	INT	YDS	LG	TD	PD	FF	FR	YDS	TD
2009	ND	12/0	12	6	6	0.5	1	0	0	0	0	0	0	0	0	0
2010	ND	13/8	50	30	20	0.0	0	1	0	0	0	3	0	1	0	0
2011	ND	13/8	40	17	23	0.0	0	1	0	0	0	1	1	1	29	0
2012	ND	13/13	77	39	38	0.0	0	0	0	0	0	0	0	1	0	0
<b>TOTAL</b>		<b>51/29</b>	<b>179</b>	<b>94</b>	<b>87</b>	<b>0.5</b>	<b>1</b>	<b>2</b>	<b>0</b>	<b>0</b>	<b>0</b>	<b>4</b>	<b>1</b>	<b>3</b>	<b>29</b>	<b>0</b>



**Zeke Motta** helped lead Notre Dame to its first BCS National Championship Game in 2012.



## SEAN RENFREE

### QUARTERBACK

12

**HT:** 6'5" **WT:** 225  
**BIRTHDATE:** 4/28/90

**NFL EXP:** R  
**COLLEGE:** DUKE

**ACQ:** D7C-'13 1st YEAR WITH FALCONS

#### TRANSACTIONS

- Selected as the third of three seventh round (249<sup>th</sup> overall) draft choices by Atlanta in 2013.

#### COLLEGE

- Started 36 of 42 career games at Duke completing 898 of 1,389 pass attempts (64.7 percent) for 9,465 yards with 51 touchdowns and 40 interceptions.
- The two-year captain owns both the school's single-season (67.3 in 2012) and career (64.7) records for completion percentage.
- As a senior, won the ACC's Jim Tatum Award and the Pop Warner National College Football Award while also being named to the AFCA's Good Works Team.
- In 2012, he completed 297 of his 442 passes for 3,113 yards, 19 touchdowns and 10 interceptions while leading the Blue Devils to the Belk Bowl, their first bowl game since 1995.
- As a junior, started all 12 games and completed 282 of 434 passes (65 percent) for 2,891 with 14 touchdowns and 11 interceptions.
- Started 11 of 12 games as a sophomore in 2010 completing 285 of 464 pass attempts (61.4 percent) for 3,131 yards with 14 touchdowns.
- Saw action in five games as a redshirt freshman in 2009.

#### AUDIBLES

Renfree led the Duke Blue Devils to the 2012 Belk Bowl, their first bowl game appearance since 1995.

#### PERSONAL

- A Scottsdale, Arizona native, was a four-year letterman at Notre Dame Prep. Selected to the 2008 *PARADE* All-America team and charted as the No. 10 quarterback in the country by *Scout.com*.
- Was rated as the No. 15 pro-style quarterback nationally and No. 9 overall prospect in the state of Arizona by *Rivals.com*.
- Was named Arizona's Big School Class 5A and 4A Player of the Year, and to the All-Arizona team as a senior by *The Arizona Republic*.
- As a senior, led Notre Dame Prep to a 13-1 record and the 2007 Arizona 4AII state championship, capping his high school career by completing 23-of-33 passes for a state championship game record 411 yards and five touchdowns against Cottonwood Mingus.
- Graduated from Duke in December, 2011 with a degree in public policy studies and is pursuing a master's degree in humanities.
- Son of Lisa and Kevin Renfree.



### RENFREE'S CAREER STATISTICS

YEAR	GP/GS	ATT	COMP	PCT	YDS	YDS/ATT	TD	INT	LG	SK	LOST	RTG
2009	DU 5/0	50	34	68.0	330	6.6	4	2	31	-	-	141.8
2010	DU 12/11	464	285	61.4	3,131	6.7	14	17	70	-	-	120.7
2011	DU 12/12	434	282	65.0	2,891	6.7	14	11	70	-	-	126.5
2012	DU 13/13	441	297	67.3	3,113	7.1	19	10	-	-	-	136.3
<b>TOTALS</b>	<b>42/36</b>	<b>1,389</b>	<b>898</b>	<b>64.7</b>	<b>9,465</b>	<b>6.8</b>	<b>51</b>	<b>40</b>	<b>70</b>	<b>-</b>	<b>-</b>	<b>128.2</b>



Sean Renfree owns both the career and single season records for completion percentage at Duke.

# RISE UP



**COLLEGE  
FREE AGENTS**





## JOPLO BARTU

### LINEBACKER

59

**HT:** 6'2" **WT:** 230  
**BIRTHDATE:** 10/3/90

**NFL EXP:** R **ACQ:** FA-'13 **1st YEAR WITH FALCONS**  
**COLLEGE:** TEXAS STATE

#### TRANSACTIONS

- Signed by the Falcons as a College Free Agent on April 29, 2013.

#### COLLEGE

- Earned All-WAC second team honors after posting 95 tackles, 12 tackles for loss, and 5.5 sacks in 2012.
- Closed out his collegiate career with 62 tackles in his final four games, including 17 tackles and four sacks in a win over New Mexico State.

#### PERSONAL

- Earned first-team All-District honors at tight end and linebacker at Waller High School.
- Son of Ester Jackson. His brother Wellington Deshield also played at Texas State. He majored in exercise and sports science.



## DEVONTE CAMPBELL

### FULLBACK

43

**HT:** 6'2" **WT:** 255  
**BIRTHDATE:** 6/27/89

**NFL EXP:** R **ACQ:** FA-'13 **1st YEAR WITH FALCONS**  
**COLLEGE:** MARYLAND

#### TRANSACTIONS

- Signed by the Falcons as a College Free Agent on April 29, 2013.

#### COLLEGE

- Played in 27 games with four starts in his career at the University of Maryland.
- Caught 10 passes for 84 yards with two touchdowns during his career with the Terps.

#### PERSONAL

- Earned SuperPrep All-America honors and was labeled a four-star recruit by *Rivals.com* at Forestville Military Academy.
- Son of Celestine Young and David Samuel. Was an honor roll student at Forestville. Majored in family science.



## NICK CLANCY

### LINEBACKER

55

**HT:** 6'3" **WT:** 232  
**BIRTHDATE:** 11/3/89

**NFL EXP:** R **ACQ:** FA-'13 **1st YEAR WITH FALCONS**  
**COLLEGE:** BOSTON COLLEGE

#### TRANSACTIONS

- Signed by the Falcons as a College Free Agent on April 29, 2013.

#### COLLEGE

- Played in 42 games and collared 187 tackles (109 solo) with 12 passes defensed and seven tackles for loss at Boston College.
- Led the ACC and ranked fourth in the nation with 145 tackles as a senior in 2012.

#### PERSONAL

- Earned Class 6A All-State honors from the Illinois High School Football Coaches Association as a senior linebacker at Joliet Catholic.
- Earned his bachelor's degree in communications in May 2012. Is the youngest of Roseanne and Michael Clancy, Sr.'s five children; has two brothers and two sisters.



## SETH DOEGE

### QUARTERBACK

9

**HT:** 6'1" **WT:** 197  
**BIRTHDATE:** 12/18/88

**NFL EXP:** R **ACQ:** FA-'13 **1st YEAR WITH FALCONS**  
**COLLEGE:** Texas Tech

#### TRANSACTIONS

- Signed by the Falcons as a College Free Agent on April 29, 2013.

#### COLLEGE

- Named the MVP of the Meineke Car Care Bowl after leading Texas Tech to a win completing 31 of 45 passes for 271 yards with one touchdown.
- Ranks third in Red Raider history with 8,646 passing yards, 69 touchdowns, 1187 pass attempts, and 819 completions.

#### PERSONAL

- Quarterbacked Frenship High School (Wolfforth, Texas) to the Texas state seven-on-seven tournament and was named *Lubbock Avalanche-Journal's* 'Top 100' for 2008
- Majored in exercise and sports sciences at Texas Tech.





## RASHAD EVANS

### WIDE RECEIVER

# 89

**HT:** 5'9" **WT:** 187  
**BIRTHDATE:** 8/28/90

**NFL EXP:** R **ACQ:** FA-'13 **1st YEAR WITH FALCONS**  
**COLLEGE:** FRESNO STATE

#### TRANSACTIONS

- Signed by the Falcons as a College Free Agent on April 29, 2013.

#### COLLEGE

- Caught 138 passes for 1,321 yards and 12 touchdowns in 44 games at Fresno State.
- Averaged 10.1 yards per return on 53 career punt returns with two touchdowns.

#### PERSONAL

- Was named MVP of his conference after rushing for 1,420 yards and 18 touchdowns as a senior at James Logan High School. Also excelled at the triple jump, posting a mark of 49'1" in the triple jump and 23'6" in the long jump.
- He is cousins with former NFL QB Rodney Peete. Majored in business administration-real estate.



## THEO GOINS

### GUARD

# 77

**HT:** 6'4" **WT:** 317  
**BIRTHDATE:** 11/1/88

**NFL EXP:** R **ACQ:** FA-'13 **1st YEAR WITH FALCONS**  
**COLLEGE:** CENTRAL FLORIDA

#### TRANSACTIONS

- Signed by the Falcons as a College Free Agent on April 29, 2013.

#### COLLEGE

- Was an All-Conference USA honorable mention performer at the University of Central Florida.
- Helped anchor and offensive line that led the Knights to their second bowl win in school history at the 2012 Beef 'O' Brady's Bowl.

#### PERSONAL

- Earned all-district honorable mention honors as a junior at Hightower High School (Houston, TX) after leading the team in sacks with 10 and tackles for loss with 15.
- Received his bachelor's degree in interpersonal/organizational communication after the 2012 spring semester



## CAM HENDERSON

### DEFENSIVE END

# 73

**HT:** 6'5" **WT:** 245  
**BIRTHDATE:** 6/20/90

**NFL EXP:** R **ACQ:** FA-'13 **1st YEAR WITH FALCONS**  
**COLLEGE:** CENTRAL FLORIDA

#### TRANSACTIONS

- Signed by the Falcons as a College Free Agent on April 29, 2013.

#### COLLEGE

- Played in 25 games in two seasons at the University of Central Florida logging 61 tackles (33 solo) with six tackles for loss, two sacks, and one fumble recovery.
- Played at Navarro Junior College before enrolling at UCF.

#### PERSONAL

- Was a two-sport standout for Shades Valley High School (Irondale, AL), also was a dominant post player for the basketball team. Recorded 100 tackles with 10 sacks as a senior and was named the Defensive Player of the Year in basketball.
- Majored in interdisciplinary studies with a minor in coaching.



## NEAL HUYNH

### DEFENSIVE TACKLE

# 64

**HT:** 6'4" **WT:** 315  
**BIRTHDATE:** 6/22/90

**NFL EXP:** R **ACQ:** FA-'13 **1st YEAR WITH FALCONS**  
**COLLEGE:** OHIO

#### TRANSACTIONS

- Signed by the Falcons as a College Free Agent on April 29, 2013.

#### COLLEGE

- Was a key cog in the Bobcats defensive line during his four seasons at Ohio. collared 29 tackles (10 solo), eight tackles for loss, and two sacks for the Ohio Bobcats in 2012.
- Helped lead the Bobcats to the MAC Championship game in 2011, where Ohio was narrowly defeated by Northern Illinois, 23-20.

#### PERSONAL

- Was named a second-team All-Conference, Mid-Penn defensive end as well as Altoona Mirror, first-team Blair County, and all-region All-Star honors at Altoona High School in Altoona, PA. Also was an all-region javelin thrower.
- Majored in Health Services Administration.



## DARIUS JOHNSON

### WIDE RECEIVER

# 13

**HT:** 5'10" **WT:** 175  
**BIRTHDATE:** 2/22/91

**NFL EXP:** R **ACQ:** FA-'13 1st YEAR WITH FALCONS  
**COLLEGE:** SOUTHERN METHODIST

#### TRANSACTIONS

- Signed by the Falcons as a College Free Agent on April 29, 2013.

#### COLLEGE

- Earned first team All-Conference USA honors after logging 79 catches for 1,188 yards and eight touchdowns as a junior.
- Was named the MVP in back-to-back bowl games for the Mustangs, including the 2011 BVAA Compass Bowl after posting seven catches for 120 yards with one touchdown in a win over Pittsburgh.

#### PERSONAL

- Was a three-star prospect according to *Rivals.com* coming out of Hightower High School in Missouri City, TX. Earned first-team all-district honors as a junior.
- Also ran in the Texas state track meet, with his 400m relay taking sixth place.



## TERREN JONES

### TACKLE

# 74

**HT:** 6'7" **WT:** 341  
**BIRTHDATE:** 11/19/91

**NFL EXP:** R **ACQ:** FA-'13 1st YEAR WITH FALCONS  
**COLLEGE:** ALABAMA STATE

#### TRANSACTIONS

- Signed by the Falcons as a College Free Agent on April 29, 2013.

#### COLLEGE

- A three-time All-SWAC performer and an AFCA All-American following his senior season at Alabama State University.
- Started every game at left tackle in 2012 helping the Hornets post more than 400 yards of total offense four times and score at least 30 points in six consecutive games.

#### PERSONAL

- Originally from Ft. Walton Beach, FL.



## SAEED LEE

### CORNERBACK

# 26

**HT:** 5'10" **WT:** 182  
**BIRTHDATE:** 1/20/91

**NFL EXP:** R **ACQ:** FA-'13 **1st YEAR WITH FALCONS**  
**COLLEGE:** ALABAMA STATE

#### TRANSACTIONS

- Signed by the Falcons as a College Free Agent on May 13, 2013.

#### PERSONAL

- Originally from Miami, FL.

#### COLLEGE

- Had 34 tackles, including three for loss, in his senior season at Alabama State in 2012.
- Played in 11 games in 2011, notching 25 tackles (10 solo) with one fumble recovery and six passes defended.



## MARTEL MOORE

### WIDE RECEIVER

# 14

**HT:** 6'0" **WT:** 183  
**BIRTHDATE:** 11/2/90

**NFL EXP:** R **ACQ:** FA-'13 **1st YEAR WITH FALCONS**  
**COLLEGE:** NORTHERN ILLINOIS

#### TRANSACTIONS

- Signed by the Falcons as a College Free Agent on April 29, 2013.

#### COLLEGE

- Finished his career at Northern Illinois ranking second in school history with 2,544 receiving yards and 24 touchdown catches.
- Also ranks fourth in school history with 178 career receptions and earned first team All-MAC honors as a senior.

#### PERSONAL

- Earned all-state honors as a senior with 1,248 receiving yards and 14 touchdowns on 60 catches at Earl Warren High School in San Antonio, TX. Named to San Antonio's 2008 Super Team and was a City All-Star. Earned all-conference honors three times with two first team nods and was named the Warriors' Offensive Player of the Year.
- Majored in Communications.



## ADAM REPLOGLE

### DEFENSIVE TACKLE

67

**HT:** 6'3" **WT:** 294  
**BIRTHDATE:** 10/10/90

**NFL EXP:** R **ACQ:** FA-'13 **1st YEAR WITH FALCONS**  
**COLLEGE:** INDIANA

#### TRANSACTIONS


- Signed by the Falcons as a College Free Agent on April 29, 2013.

#### COLLEGE

- Set an Indiana University school record by starting the final 47 games of his career.
- Posted 184 tackles (95 solo), 28.5 tackles for loss, 15 sacks, three forced fumbles and one fumble recovery during his four seasons with the Hoosiers.

#### PERSONAL

- Earned first team all-state, first team all-district and the Greater Western Ohio Conference (GWOC) and Area Player of the Year as a senior at Centerville High School in Ohio.
- Was a criminal justice and psychology double major.



## DONALD RUSSELL

### RUNNING BACK

33

**HT:** 5'11" **WT:** 212  
**BIRTHDATE:** 8/4/90

**NFL EXP:** R **ACQ:** FA-'13 **1st YEAR WITH FALCONS**  
**COLLEGE:** GEORGIA STATE

#### TRANSACTIONS

- Signed by the Falcons as a College Free Agent on April 29, 2013.

#### COLLEGE

- Was an all-conference running back at Georgia State University.
- In two seasons, he rushed for 1,412 yards with 12 touchdowns making him the Panthers all-time leading rusher.

#### PERSONAL

- Played both cornerback and running back at Dwyer High School in Palm Beach Gardens, FL. Rated as one of the nation's top 50 running backs and a top 100 player in Florida by *Rivals.com* after rushing for 893 yards and 12 touchdowns during his senior season
- Earned first-team all-conference honors as a senior, second team honors as a junior, and was named to the "Super 11" team for Palm Beach County.



## TROY SANDERS

### SAFETY

40

**HT:** 6'0" **WT:** 214  
**BIRTHDATE:** 1/23/91

**NFL EXP:** R **ACQ:** FA-'13 **1st YEAR WITH FALCONS**  
**COLLEGE:** APPALACHIAN STATE

#### TRANSACTIONS

- Signed by the Falcons as a College Free Agent on April 29, 2013.

#### COLLEGE

- Was a three-year starter at cornerback and safety at Appalachian State.
- In 2011, earned second-team All-Southern Conference honors from the league's coaches and media after starting all 12 games and notching 79 tackles and two interceptions.

#### PERSONAL

- Rated as a three-star prospect and one of the nation's top 100 safeties by *Rivals.com* after registering 124 tackles, three interceptions, 11 pass break-ups and two sacks as a senior.
- Majored in health promotion and was a member of ASU athletics' and Southern Conference academic honor rolls.



## ALEC SAVOIE

### TACKLE

64

**HT:** 6'7" **WT:** 322  
**BIRTHDATE:** 9/28/89

**NFL EXP:** R **ACQ:** FA-'13 **1st YEAR WITH FALCONS**  
**COLLEGE:** MCNEESE STATE

#### TRANSACTIONS

- Signed by the Falcons as a College Free Agent on April 29, 2013.

#### COLLEGE

- Was an All-Southland Conference performer at McNeese State.
- Anchored an offensive line that allowed the Cowboys to rush for 2,219 yards with 20 touchdowns in 2012 en route to a 7-4 record in 2012.

#### PERSONAL

- Was an all-district, all-parish and all-Acadiana selection at Comeaux High School in Lafayette, LA.
- Majored in Government.





## RYAN SCHRAEDER

### TACKLE

**73**

**HT:** 6'7"     **WT:** 300  
**BIRTHDATE:** 5/4/88

**NFL EXP:** R     **ACQ:** FA-'13     1st YEAR WITH FALCONS  
**COLLEGE:** VALDOSTA STATE

#### TRANSACTIONS

- Signed by the Falcons as a College Free Agent on April 29, 2013.

#### PERSONAL

- Earned Originally from Wichita, KS.

#### COLLEGE

- Anchored the offensive line at Valdosta State for two seasons after earning All-America honors at Butler Community College.
- Helped the Grizzlies to the NJCAA National Championship game in his final season at Butler and earned All-America honors in 2011 at Valdosta.



## JEREMY SHELLEY

### KICKER

1

**HT:** 5'10" **WT:** 165  
**BIRTHDATE:** 10/25/90

**NFL EXP:** R **ACQ:** FA-'13 **1st YEAR WITH FALCONS**  
**COLLEGE:** ALABAMA

#### TRANSACTIONS

- Signed by the Falcons as a College Free Agent on May 13, 2013.

#### COLLEGE

- Served as the place kicker for the back-to-back BCS National Champion Alabama Crimson Tide in 2011 and 2012.
- In 2012, set a school record with 63 extra points and his 166 career PATs are the most in Alabama history.

#### PERSONAL

- Hit 10-of-13 field goal attempts with a long of 48 yards as a senior at Broughton High School in Raleigh, NC. Connected on 41-of-42 extra points and averaged 40.0 yards per punt.
- Owns the BCS National Championship Game record for field goals made against when he hit five against LSU in the 2012 title game.



## MATT SMITH

### CENTER

67

**HT:** 6'4" **WT:** 296  
**BIRTHDATE:** 5/1/90

**NFL EXP:** R **ACQ:** FA-'13 **1st YEAR WITH FALCONS**  
**COLLEGE:** KENTUCKY

#### TRANSACTIONS

- Signed by the Falcons as a College Free Agent on April 29, 2013.

#### COLLEGE

- Anchored the offensive line at the University of Kentucky for three seasons as the starting center.
- Helped the offense rush for 1,944 yards with 13 touchdowns while passing for 2,115 yards with 13 touchdowns in 2012.

#### PERSONAL

- Earned first-team all-state honors as a senior from the *Louisville Courier-Journal*. Was also named to the "Class of the Commonwealth" listing of the top 22 seniors in Kentucky by the *Lexington Herald-Leader*.
- Worked with Read Across America while in college and majored in middle school education.



## BRANDON THURMOND

### DEFENSIVE END

70

**HT:** 6'2" **WT:** 260  
**BIRTHDATE:** 2/15/90

**NFL EXP:** R **ACQ:** FA-'13 1st YEAR WITH FALCONS  
**COLLEGE:** ARKANSAS PINE BLUFF

#### TRANSACTIONS

- Signed by the Falcons as a College Free Agent on April 29, 2013.

#### PERSONAL

- Originally from Augusta, Georgia where he attended Laney High School.

#### COLLEGE

- Paced the Arkansas-Pine Bluff defense with 70 tackles (41 solo), 25 tackles for loss, 17.5 sacks, three fumble recoveries, and one forced fumble in 2012.



## RONNIE WINGO

### RUNNING BACK

45

**HT:** 6'3" **WT:** 231  
**BIRTHDATE:** 2/18/91

**NFL EXP:** R **ACQ:** FA-'13 1st YEAR WITH FALCONS  
**COLLEGE:** ARKANSAS

#### TRANSACTIONS

- Signed by the Falcons as a College Free Agent on April 29, 2013.

#### COLLEGE

- Saw action in 49 career games at the University of Arkansas. Rushed 206 times for 1,089 yards with eight touchdowns during his career with the Razorbacks.
- In 2012, played in 12 games with three starts. Logged 104 carries for 458 yards and three touchdowns while adding 20 receptions for 187 yards and two touchdowns.

#### PERSONAL

- Had a record-breaking prep career in which he shattered 12 single-season or career records and tied three more at St. Louis University High School. was selected to the U.S. Army All-American Bowl West team and was a first-team Class 6A all-state honoree.
- Majored in in sociology.



## PAUL WORRILOW

### LINEBACKER

49

**HT:** 6'0" **WT:** 230  
**BIRTHDATE:** 5/1/90

**NFL EXP:** R **ACQ:** FA-'13 **1st YEAR WITH FALCONS**  
**COLLEGE:** DELAWARE

#### TRANSACTIONS

- Signed by the Falcons as a College Free Agent on April 29, 2013.

#### COLLEGE

- Was a four-year starter at linebacker for the University of Delaware.
- Led the Blue Hens with 107 total tackles (57 solo) in 2012 while adding nine tackles for loss and three sacks.

#### PERSONAL

- Played linebacker, running back, and offensive guard at Concord High School in Wilmington, DE. Was named state Defensive Player of the Year as a senior and led Concord to the 2006 state Division II title and a berth in the state semifinals in 2005 and 2007.
- Was a nominee for the Allstate AFCA Good Works team for outstanding community service. Majored in history education.



## MARCUS SALES

### WIDE RECEIVER

45

**HT:** 6'0" **WT:** 196  
**BIRTHDATE:** 10/27/89

**NFL EXP:** R **ACQ:** FA-'13 **1st YEAR WITH FALCONS**  
**COLLEGE:** SYRACUSE

#### TRANSACTIONS

- Signed by the Falcons as a College Free Agent on July 25, 2013.

#### COLLEGE

- Played in all 13 games, including 12 starts, in his senior year at Syracuse. He averaged 67.8 receiving yards per game, which ranked fourth in the BIG EAST.
- His 16 career touchdown receptions tied Scott Schwedes for sixth on the Orange's career record list.

#### PERSONAL

- Named to the 2007 Football NYSSWA All-State Class AA first team offense after recording 39 catches for 700 yards and five touchdowns at Christian Brothers Academy. Was named a team captain his senior year and 2007 *SuperPrep* and *PrepStar* All-American. Rated the 43rd-best wide receiver in the nation and second-best New York prospect by *Rivals.com*.
- Born in Syracuse, N.Y. and majored in child and family studies.



## JEFF NADY

### TACKLE

**70**

**HT:** 6'7"    **WT:** 305  
**BIRTHDATE:** 2/15/90

**NFL EXP:** R    **ACQ:** FA-'13    1st YEAR WITH FALCONS  
**COLLEGE:** NEVADA

#### TRANSACTIONS

- Originally signed by the Jacksonville Jaguars as a college free agent following the 2013 NFL Draft.
- Signed by the Falcons as a free agent on August 9, 2013.

#### COLLEGE

- Started 36 games for the Wolfpack and was a two-time all-conference selection.
- Started all 13 games and anchored an offensive front that paved the way for the top-producing Nevada offense in the Pistol era in 2010.

#### PERSONAL

- Attended Douglas High School in Minden, NV. Was a two-year letterwinner in football and helped lead the team to a Sierra League championship in 2007.
- Born Jeffrey Wray Nicholas Nady, son of Joe and Cleo Nady.

# RISE UP



## 2012 SEASON REVIEW





## STAT PACK

2012

(13-3) 1st NFC SOUTH  
Coach: Mike Smith

DATE	ATL	OPP
9/9 @KC	40	24 W 71,180
9/17 DEN	27	21 W 70,427
9/23 @SD	27	3 W 61,297
9/30 CAR	30	28 W 69,594
10/7 @WSH	24	17 W 75,337
10/14 OAK	23	20 W 69,383
10/28 @PHI	30	17 W 69,144
11/4 DAL	19	13 W 70,840
11/11 @NO	27	31 L 73,126
11/18 ARZ	23	19 W 69,630
11/25 @TB	24	23 W 54,400
11/29 NO	23	13 W 70,514
12/9 @CAR	20	30 L 73,292
12/16 NYG	34	0 W 70,741
12/22 @DET	31	18 W 63,849
12/30 TB	17	24 L 69,644
PLAYOFFS		
1/13 SEA	30	28 W 70,366

2012	ATL	OPP
<b>TOTAL FIRST DOWNS</b>	<b>343</b>	<b>298</b>
Rushing	70	99
Passing	247	189
Penalty	26	10
3rd Down: Made/Att	92/204	81/200
3rd Down Pct.	45.1	40.5
4th Down: Made/Att	2/8	6/13
4th Down Pct.	25.0	46.2
<b>POSSESSION AVG.</b>	<b>30:52</b>	<b>29:08</b>
<b>TOTAL NET YARDS</b>	<b>5,906</b>	<b>5,849</b>
Avg. Per Game	369.1	365.6
Total Plays	1,021	991
Avg. Per Play	5.8	5.9
<b>NET YARDS RUSHING</b>	<b>1,397</b>	<b>1,971</b>
Avg. Per Game	87.3	123.2
Total Rushes	378	411
<b>NET YARDS PASSING</b>	<b>4,509</b>	<b>3,878</b>
Avg. Per Game	281.8	242.4
Sacked/Yards Lost	28/210	29/182
Gross Yards	4,719	4,060
Att./Completions	615/422	551/337

SCORE/QTR	Q1	Q2	Q3	Q4	OT	PTS
Team	91	131	68	129	0	419
Opponents	59	101	55	84	0	299

SCORING TD	Ru	Pa	RT	PAT	FG	2	TP
M. Bryant	0	0	0	0	44/44	33/38	0 143
M. Turner	11	10	1	0	0/0	0/0	0 66
J. Jones	10	0	10	0	0/0	0/0	0 60
T. Gonzalez	8	0	8	0	0/0	0/0	0 48
R. White	7	0	7	0	0/0	0/0	0 42
J. Rodgers	2	1	1	0	0/0	0/0	0 12
J. Snelling	1	0	1	0	0/0	0/0	0 6
D. Davis	1	0	1	0	0/0	0/0	0 6
M. Ryan	1	1	0	0	0/0	0/0	0 6
M. Palmer	1	0	1	0	0/0	0/0	0 6
M. Johnson	1	0	1	0	0/0	0/0	0 6
H. Douglas	1	0	1	0	0/0	0/0	0 6
A. Samuel	1	0	0	1	0/0	0/0	0 6
J. Babineaux	1	0	0	1	0/0	0/0	0 6
<b>Team</b>	<b>46</b>	<b>12</b>	<b>32</b>	<b>2</b>	<b>44/44</b>	<b>33/38</b>	<b>0 419</b>
<b>Opponents</b>	<b>31</b>	<b>16</b>	<b>14</b>	<b>1</b>	<b>130/302</b>	<b>7/32</b>	<b>0 299</b>

PASSING	ATT	CMP	YDS	CP%	YD/AT	TD	TD%	INT	INT%	LG	SK/YDS	RTG
Ryan	615	422	4,719	68.6	7.7	32	5.2	14	2.3	80t	28/210	99.1
<b>Team</b>	<b>615</b>	<b>422</b>	<b>4,719</b>	<b>68.6</b>	<b>7.7</b>	<b>32</b>	<b>5.2</b>	<b>14</b>	<b>2.3</b>	<b>80t</b>	<b>28/210</b>	<b>99.1</b>
<b>Opponents</b>	<b>551</b>	<b>337</b>	<b>4,060</b>	<b>61.2</b>	<b>7.4</b>	<b>14</b>	<b>2.5</b>	<b>20</b>	<b>3.6</b>	<b>77t</b>	<b>29/182</b>	<b>77.1</b>

PUNTING	NO	YDS	AVG	NET	TB	I20	LG	B
Bosher	60	2,847	47.5	40.7	4	22	63	2
<b>Team</b>	<b>60</b>	<b>2,847</b>	<b>47.5</b>	<b>40.7</b>	<b>4</b>	<b>22</b>	<b>63</b>	<b>2</b>
<b>Opponents</b>	<b>64</b>	<b>3,065</b>	<b>47.9</b>	<b>42.5</b>	<b>7</b>	<b>24</b>	<b>67</b>	<b>0</b>

RUSHING	NO	YDS	AVG	LG	TD
Turner	222	800	3.6	43	10
Rodgers	94	362	3.9	43	1
Ryan	34	141	4.1	16	1
Snelling	18	63	3.5	11	0
Jones	6	30	5.0	18	0
Douglas	2	4	2.0	5	0
McCown	2	-3	-1.5	-1	0
<b>Team</b>	<b>378</b>	<b>1,397</b>	<b>3.7</b>	<b>43</b>	<b>12</b>
<b>Opponents</b>	<b>411</b>	<b>1,971</b>	<b>4.8</b>	<b>72t</b>	<b>16</b>

INTS	NO	YDS	AVG	LG	TD
DeCoud	6	42	7.0	24	0
Samuel	5	110	22.0	79t	1
Moore	4	51	12.8	33	0
McClain	1	32	32.0	32	0
Weatherspoon	1	6	6.0	6	0
Robinson	1	4	4.0	4	0
Nicholas	1	3	3.0	3	0
Babineaux	1	-2	-2.0	-2	0
<b>Team</b>	<b>20</b>	<b>246</b>	<b>12.3</b>	<b>79t</b>	<b>1</b>
<b>Opponents</b>	<b>14</b>	<b>158</b>	<b>11.3</b>	<b>34</b>	<b>1</b>

RECEIVING	NO	YDS	AVG	LG	TD
Gonzalez	93	930	10.0	25	8
White	92	1,351	14.7	59	7
Jones	79	1,198	15.2	80t	10
Rodgers	53	402	7.6	32	1
Douglas	38	396	10.4	37	1
Snelling	31	203	6.5	16	1
Turner	19	128	6.7	60t	1
Palmer	6	22	3.7	6	1
Davis	4	40	10.0	15t	1
Cox	2	19	9.5	8	0
Coffman	1	11	11.0	11	0
Polite	1	8	8.0	8	0
Gallarda	1	7	7.0	7	0
Johnson	1	1	1.0	1	1
<b>Team</b>	<b>422</b>	<b>4,719</b>	<b>11.2</b>	<b>80t</b>	<b>32</b>
<b>Opponents</b>	<b>337</b>	<b>4,060</b>	<b>12.0</b>	<b>77t</b>	<b>14</b>

Sacks: J. Abraham 10.0, K. Biermann 4.0, J. Babineaux 3.5, S. Weatherspoon 3.0, V. Walker 3.0, S. Nicholas 2.0, D. Robinson 1.5, W. Moore 1.0, T. DeCoud 1.0  
**TEAM: 29.0**  
 Opponents: 28.0

2-Pt. Conversions: Team 0/2, Opponents: 0/0

Fumbles Lost: M. Ryan 2, J. Snelling 1, M. Turner 1  
**Total: 4**

Fumble Recoveries: R. McLain 2, R. Edwards 2, S. Weatherspoon 1, S. Nicholas 1, T. DeCoud 1, W. Moore 1, J. Babineaux 1, C. Hope 1, P. Jerry 1  
**Total: 11**

PUNT RET	RET	FC	YDS	AVG	LG	TD
Franks	21	18	163	7.8	28	0
Douglas	5	1	42	8.4	11	0
<b>Team</b>	<b>26</b>	<b>19</b>	<b>205</b>	<b>7.9</b>	<b>28</b>	<b>0</b>
<b>Opponents</b>	<b>26</b>	<b>23</b>	<b>241</b>	<b>9.3</b>	<b>37</b>	<b>0</b>

KICK RET	NO	YDS	AVG	LG	TD
Rodgers	23	592	25.7	77	0
J. Snelling	2	16	8.0	9	0
Polite	1	24	24.0	24	0
Douglas	1	8	8.0	8	0
<b>Team</b>	<b>27</b>	<b>640</b>	<b>23.7</b>	<b>77</b>	<b>0</b>
<b>Opponents</b>	<b>48</b>	<b>1,065</b>	<b>22.2</b>	<b>65</b>	<b>0</b>

FG'S	1-19	20-29	30-39	40-49	50+
Bryant	1/1	8/9	10/11	10/13	4/4
<b>Team</b>	<b>1/1</b>	<b>8/9</b>	<b>10/11</b>	<b>10/13</b>	<b>4/4</b>
<b>Opponents</b>	<b>0/0</b>	<b>10/10</b>	<b>8/10</b>	<b>7/8</b>	<b>2/4</b>



## STAT PACK

DEFENSIVE TACKLES	T	A	TOTAL TACKLES
Stephen Nicholas	85	31	116
Sean Weatherspoon	84	30	114
William Moore	74	31	105
Dunta Robinson	83	13	96
Thomas DeCoud	69	20	89
Akeem Dent	57	22	79
Robert McClain	55	10	65
Kroy Biermann	45	8	53
Jonathan Babineaux	33	9	42
Asante Samuel	36	3	39
John Abraham	27	4	31
Vance Walker	31	0	31
Chris Hope	17	12	29
Mike Peterson	12	14	26
Peria Jerry	18	5	23
Corey Peters	14	6	20
Chris Owens	15	2	17
Dominique Franks	13	4	17
Ray Edwards	9	2	11
Cliff Matthews	4	0	4
Brent Grimes	3	0	3
Travian Robertson	2	0	2
Charles Mitchell	0	1	1
Robert James	0	1	1
Lawrence Sidbury	0	1	1
<b>Total</b>	<b>732</b>	<b>235</b>	<b>967</b>

QUARTERBACK SACKS	SACKS
John Abraham	10.0
Kroy Biermann	4.0
Jonathan Babineaux	3.5
Sean Weatherspoon	3.0
Vance Walker	3.0
Stephen Nicholas	2.0
Dunta Robinson	1.5
Thomas DeCoud	1.0
William Moore	1.0
<b>Total</b>	<b>29.0</b>

SPECIAL TEAMS TACKLES	T	A	TOTAL TACKLES
Chris Hope	8	2	10
Robert James	9	1	10
Kroy Biermann	6	0	6
Chris Owens	5	0	5
Jason Snelling	5	0	5
Drew Davis	4	1	5
Matt Bosher	2	2	4
Robert McClain	4	0	4
Antone Smith	4	0	4
Josh Harris	3	0	3
Akeem Dent	2	1	3
Kevin Cone	3	0	3
Cliff Matthews	3	0	3
Stephen Nicholas	1	1	2
Tommy Gallarda	1	1	2
Mike Peterson	2	0	2
Jonathan Massaquoi	2	0	2
Mike Peterson	1	0	1
Charles Mitchell	1	0	1
Sean Weatherspoon	1	0	1
<b>Total</b>	<b>62</b>	<b>9</b>	<b>71</b>

PASSESS DEFENSED	PD
Asante Samuel	19
Robert McClain	10
Thomas DeCoud	9
William Moore	8
Dunta Robinson	8
John Abraham	7
Jonathan Babineaux	5
Stephen Nicholas	4
Christopher Owens	4
Sean Weatherspoon	4
Akeem Dent	2
Dominique Franks	2
Corey Peters	1
<b>Total</b>	<b>83</b>

TACKLES FOR LOSS	TFL
J. Abraham	15
J. Babineaux	11
K. Biermann	10
S. Weatherspoon	6
S. Nicholas	5
A. Dent	5
D. Robinson	5
V. Walker	5
W. Moore	4
T. DeCoud	3
P. Jerry	2
M. Peterson	2
C. Owens	1
R. Edwards	1
R. McClain	1
<b>Total</b>	<b>75</b>

INTERCEPTIONS	INTs
Thomas DeCoud	6
A. Samuel	5
William Moore	4
Dunta Robinson	1
Robert McClain	1
Stephen Nicholas	1
Jonathan Babineaux	1
Sean Weatherspoon	1
<b>Total</b>	<b>20</b>

DEFENSIVE FORCED FUMBLES	FF
J. Abraham	6
W. Moore	2
J. Babineaux	1
S. Nicholas	1
S. Weatherspoon	1
D. Robinson	1
C. Owens	1
C. Peters	1
V. Walker	1
<b>Total</b>	<b>15</b>

DEFENSIVE FUMBLE RECOVERIES	FR
R. Edwards	2
R. McClain	2
T. DeCoud	1
W. Moore	1
S. Weatherspoon	1
S. Nicholas	1
J. Babineaux	1
P. Jerry	1
C. Hope	1
<b>Total</b>	<b>11</b>



## GAME REVIEWS

# GAME 1

ARROWHEAD STADIUM - KANSAS CITY, MO



40-24



## ATLANTA FALCONS

PASSING	ATT	CP	YD	SK	TD	LG	INT	RT
M. Ryan	31	23	299	1/7	3	31	0	136.4
<b>TOTAL</b>	<b>31</b>	<b>23</b>	<b>299</b>	<b>1/7</b>	<b>3</b>	<b>31</b>	<b>0</b>	<b>136.4</b>

RUSHING	ATT	YDS	AVG	LG	TD
M. Turner	11	32	2.9	11	0
M. Ryan	3	25	8.3	11	1
J. Rodgers	7	22	3.1	6	0
J. Snelling	2	5	2.5	3	0
<b>TOTAL</b>	<b>23</b>	<b>84</b>	<b>3.7</b>	<b>11</b>	<b>1</b>

RECEIVING	NO	YDS	AVG	LG	TD
J. Jones	6	108	18.0	31	2
R. White	6	87	14.5	26	0
T. Gonzalez	5	53	10.6	25	1
H. Douglas	3	32	10.7	19	0
J. Rodgers	2	13	6.5	7	0
M. Palmer	1	6	6.0	6	0
<b>TOTAL</b>	<b>23</b>	<b>299</b>	<b>13.0</b>	<b>31</b>	<b>3</b>

## KANSAS CITY CHIEFS

PASSING	ATT	CP	YD	SK	TD	LG	INT	RT
M. Cassel	33	21	258	3/17	1	24	2	72.5
<b>TOTAL</b>	<b>33</b>	<b>21</b>	<b>258</b>	<b>3/17</b>	<b>1</b>	<b>24</b>	<b>2</b>	<b>72.5</b>

RUSHING	ATT	YDS	AVG	LG	TD
J. Charles	16	87	5.4	46	0
S. Draughn	6	29	4.8	14	1
M. Cassel	4	20	5.0	13	1
P. Hillis	7	16	2.3	7	0
<b>TOTAL</b>	<b>33</b>	<b>152</b>	<b>4.6</b>	<b>46</b>	<b>2</b>

RECEIVING	NO	YDS	AVG	LG	TD
D. McCluster	6	82	13.7	21	0
D. Bowe	3	53	17.7	23	0
T. Moeaki	3	37	12.3	18	0
P. Hillis	3	8	2.7	4	0
K. Boss	2	36	18.0	22T	1
S. Breaston	2	30	15.0	24	0
S. Draughn	2	12	6.0	9	0
<b>TOTAL</b>	<b>21</b>	<b>258</b>	<b>12.3</b>	<b>24</b>	<b>1</b>

## SCORING DRIVE

TEAM	QTR	TIME	SCORING PLAY	ATL	KC
Falcons	1	8:51	J. Jones 8 yd. pass from M. Ryan (M. Bryant kick) (12-80, 6:09)	7	0
Chiefs	1	4:02	R. Succop 39 yd. Field Goal (11-56, 4:49)	7	3
Falcons	1	1:57	M. Bryant 34 yd. Field Goal (4-8, 2:05)	10	3
Chiefs	2	11:39	K. Boss 22 yd. pass from M. Cassel (R. Succop kick) (9-76, 5:18)	10	10
Falcons	2	7:48	J. Jones 14 yd. pass from M. Ryan (M. Bryant kick) (8-73, 3:51)	17	10
Chiefs	2	3:38	M. Cassel 5 yd. run (R. Succop kick) (8-80, 4:10)	17	17
Falcons	2	0:10	M. Bryant 21 yd. Field Goal (11-77, 3:28)	20	17
Falcons	3	4:54	M. Ryan 5 yd. run (M. Bryant kick) (9-70, 4:13)	27	17
Falcons	3	3:56	T. Gonzalez 7 yd. pass from M. Ryan (M. Bryant kick) (1-7, 0:06)	34	17
Falcons	4	14:13	M. Bryant 30 yd. Field Goal (5-31, 2:07)	37	17
Falcons	4	10:40	M. Bryant 41 yd. Field Goal (4-8, 2:04)	40	17
Chiefs	4	0:05	S. Draughn 4 yd. run (R. Succop kick) (11-73, 2:56)	40	24



## GAME REVIEWS

## GAME 2

GEORGIA DOME, ATLANTA, GA



27-21



## DENVER BRONCOS

PASSING	ATT	CP	YD	SK	TD	LG	INT	RT
P. Manning	37	24	241	3/23	1	18	3	58.5
<b>TOTAL</b>	<b>37</b>	<b>24</b>	<b>241</b>	<b>3/23</b>	<b>1</b>	<b>18</b>	<b>3</b>	<b>58.5</b>

RUSHING	ATT	YDS	AVG	LG	TD
W. McGahee	22	113	5.1	31	2
L. Ball	1	4	4.0	4	0
K. Moreno	3	2	0.7	4	0
P. Manning	1	-1	-1.0	-1	0
<b>TOTAL</b>	<b>27</b>	<b>118</b>	<b>4.4</b>	<b>31</b>	<b>2</b>

RECEIVING	NO	YDS	AVG	LG	TD
D. Thomas	8	78	9.8	17T	1
E. Decker	4	53	13.3	18	0
B. Stokley	3	27	9.0	16	0
J. Dreessen	2	16	8.0	9	0
J. Tamme	2	13	6.5	9	0
W. McGahee	2	11	5.5	10	0
L. Ball	1	17	17.0	17	0
M. Willis	1	14	14.0	14	0
K. Moreno	1	12	12.0	12	0
<b>TOTAL</b>	<b>24</b>	<b>241</b>	<b>10.0</b>	<b>18</b>	<b>1</b>

## ATLANTA FALCONS

PASSING	ATT	CP	YD	SK	TD	LG	INT	RT
M. Ryan	36	24	219	1/11	2	21	0	101.5
<b>TOTAL</b>	<b>36</b>	<b>24</b>	<b>219</b>	<b>1/11</b>	<b>2</b>	<b>21</b>	<b>0</b>	<b>101.5</b>

RUSHING	ATT	YDS	AVG	LG	TD
M. Turner	17	42	2.5	15	1
M. Ryan	6	19	3.2	7	0
J. Rodgers	3	3	1.0	2	0
J. Snelling	1	2	2.0	2	0
J. Jones	1	1	1.0	1	0
<b>TOTAL</b>	<b>28</b>	<b>67</b>	<b>2.4</b>	<b>15</b>	<b>1</b>

RECEIVING	NO	YDS	AVG	LG	TD
R. White	8	102	12.8	21	1
T. Gonzalez	7	70	10.0	16	1
J. Jones	4	14	3.5	6	0
H. Douglas	3	27	9.0	10	0
J. Snelling	1	6	6.0	6	0
M. Turner	1	0	0.0	0	0
<b>TOTAL</b>	<b>28</b>	<b>67</b>	<b>2.4</b>	<b>15</b>	<b>1</b>

## SCORING DRIVE

TEAM	QTR	TIME	SCORING PLAY	DEN	ATL
Falcons	1	13:20	M. Turner 1 yd. run (M. Bryant kick) (3-1, 0:53)	0	7
Falcons	1	9:46	M. Bryant 37 yd. Field Goal (6-24, 2:04)	0	10
Falcons	2	10:05	M. Bryant 42 yd. Field Goal (11-59, 4:57)	0	13
Falcons	2	4:39	T. Gonzalez 1 yd. pass from M. Ryan (M. Bryant kick) (7-73, 4:04)	0	20
Broncos	2	0:06	D. Thomas 17 yd. pass from P. Manning (M. Prater kick) (13-80, 4:33)	7	20
Falcons	3	7:08	R. White 4 yd. pass from M. Ryan (M. Bryant kick) (6-64, 3:17)	7	27
Broncos	4	11:48	W. McGahee 2 yd. run (M. Prater kick) (12-88, 5:02)	14	27
Broncos	4	3:25	W. McGahee 2 yd. run (M. Prater kick) (9-45, 2:48)	21	27



## GAME REVIEWS

# GAME 3

QUALCOMM STADIUM, SAN DIEGO, CA



27-3



## ATLANTA FALCONS

PASSING	ATT	CP	YD	SK	TD	LG	INT	RT
M. Ryan	40	30	275	2/10	3	29	1	107.8
<b>TOTAL</b>	<b>40</b>	<b>30</b>	<b>275</b>	<b>2/10</b>	<b>3</b>	<b>29</b>	<b>1</b>	<b>107.8</b>

RUSHING	ATT	YDS	AVG	LG	TD
M. Turner	14	80	25	5.7	1
J. Rodgers	10	32	3.2	9	0
M. Ryan	1	4	4.0	4	0
J. Snelling	1	3	3.0	3	0
<b>TOTAL</b>	<b>26</b>	<b>119</b>	<b>4.6</b>	<b>25</b>	<b>1</b>

RECEIVING	NO	YDS	AVG	LG	TD
T. Gonzalez	9	91	10.1	15	1
J. Jones	5	67	13.4	29	1
R. White	5	55	11.0	19	0
J. Rodgers	5	35	7.0	11	1
H. Douglas	2	13	6.5	10	0
M. Turner	2	1	0.5	1	0
J. Snelling	2	3	1.5	6	0
M. Palmer	1	1	1.0	1	0
<b>TOTAL</b>	<b>30</b>	<b>275</b>	<b>9.2</b>	<b>29</b>	<b>3</b>

## SAN DIEGO CHARGERS

PASSING	ATT	CP	YD	SK	TD	LG	INT	RT
P. Rivers	38	21	173	1/9	0	28	2	45.2
<b>TOTAL</b>	<b>38</b>	<b>21</b>	<b>173</b>	<b>1/9</b>	<b>0</b>	<b>28</b>	<b>2</b>	<b>45.2</b>

RUSHING	ATT	YDS	AVG	LG	TD
J. Battle	3	55	18.3	52	0
R. Mathews	10	44	4.4	7	0
E. Royal	1	10	10.0	10	0
C. Brinkley	1	5	5.0	5	0
P. Rivers	2	2	1.0	3	0
<b>TOTAL</b>	<b>17</b>	<b>116</b>	<b>6.8</b>	<b>52</b>	<b>0</b>

RECEIVING	NO	YDS	AVG	LG	TD
R. Mathews	5	32	6.4	11	0
R. Meachem	4	43	10.8	19	0
M. Floyd	3	52	17.3	28	0
A. Gates	3	22	7.3	14	0
C. Brinkley	2	12	6.0	7	0
E. Royal	2	7	3.5	4	0
R. McMichael	1	5	5.0	5	0
D. Rosario	1	0	0.0	0	0
<b>TOTAL</b>	<b>21</b>	<b>173</b>	<b>8.2</b>	<b>28</b>	<b>0</b>

## SCORING DRIVE

TEAM	QTR	TIME	SCORING PLAY	ATL	SD
Falcons	1	9:43	J. Rodgers 8 yd. pass from M. Ryan (run failed) (10-80, 5:17)	6	0
Falcons	2	2:32	T. Gonzalez 7 yd. pass from M. Ryan (M.Bryant kick) (17-96, 7:59)	13	0
Falcons	2	0:54	J. Jones 9 yd. pass from M. Ryan (M.Bryant kick) (4-29, 0:59)	20	0
Chargers	3	11:10	N. Kaeding 41 yd. Field Goal (13-41, 3:50)	20	3
Falcons	4	8:51	M. Turner 7 yd. run (M.Bryant kick) (3-32, 1:35)	27	3



## GAME REVIEWS

# GAME 4

GEORGIA DOME, ATLANTA, GA



30-28



CAROLINA PANTHERS								
PASSING	ATT	CP	YD	SK	TD	LG	INT	RT
C. Newton	24	15	215	3/10	2	36	0	119.3
A. Edwards	1	0	0	0/0	0	0	0	39.6
<b>TOTAL</b>	<b>25</b>	<b>15</b>	<b>215</b>	<b>3/10</b>	<b>2</b>	<b>36</b>	<b>0</b>	<b>114.6</b>

RUSHING	ATT	YDS	AVG	LG	TD
C. Newton	9	86	9.6	32	1
D. Williams	11	49	4.5	13T	1
J. Stewart	10	40	4.0	15	0
M. Tolbert	4	14	3.5	6	0
S. Smith	1	10	10.0	10	0
<b>TOTAL</b>	<b>35</b>	<b>199</b>	<b>5.7</b>	<b>32</b>	<b>2</b>

RECEIVING	NO	YDS	AVG	LG	TD
G. Olsen	6	89	14.8	34	1
S. Smith	3	52	17.3	27	0
K Pilaes	1	36	36.0	36T	1
A. Edwards	1	12	12.0	12	0
M. Tolbert	1	8	8.0	8	0
L. Murphy	1	8	8.0	8	0
J. Stewart	1	8	8.0	8	0
D. Williams	1	2	2.0	2	0
<b>TOTAL</b>	<b>15</b>	<b>215</b>	<b>14.3</b>	<b>36</b>	<b>2</b>

ATLANTA FALCONS								
PASSING	ATT	CP	YD	SK	TD	LG	INT	RT
M. Ryan	40	25	369	7/64	3	60	1	107.2
<b>TOTAL</b>	<b>40</b>	<b>25</b>	<b>369</b>	<b>7/64</b>	<b>3</b>	<b>60</b>	<b>1</b>	<b>107.2</b>

RUSHING	ATT	YDS	AVG	LG	TD
M. Turner	13	103	7.9	27	0
J. Rodgers	6	18	3.0	5	0
<b>TOTAL</b>	<b>19</b>	<b>121</b>	<b>6.4</b>	<b>27</b>	<b>0</b>

RECEIVING	NO	YDS	AVG	LG	TD
R. White	8	169	21.1	59	2
T. Gonzalez	5	51	10.2	14	0
J. Rodgers	4	40	10.0	15	0
M. Turner	3	68	22.7	60	1
J. Snelling	3	5	1.7	5	0
J. Jones	1	30	30.0	30	0
H. Douglas	1	6	6.0	6	0
<b>TOTAL</b>	<b>25</b>	<b>369</b>	<b>14.8</b>	<b>60</b>	<b>3</b>

## SCORING DRIVE

TEAM	QTR	TIME	SCORING PLAY	ATL	CAR
Panthers	1	11:45	G. Olsen 17 yd. pass from C. Newton (J.Medlock kick) (5-53, 2:29)	0	7
Falcons	1	0:26	R. White 49 yd. pass from M. Ryan (M.Bryant kick) (3-77, 1:30)	7	7
Falcons	2	13:11	M. Bryant 41 yd. Field Goal (6-7, 2:05)	10	7
Panthers	2	8:44	D. Williams 13 yd. run (J.Medlock kick) (7-79, 4:27)	10	14
Falcons	2	1:49	R. White 14 yd. pass from M. Ryan (M.Bryant kick) (8-51, 3:40)	17	14
Falcons	3	10:17	M. Turner 60 yd. pass from M. Ryan (M.Bryant kick) (3-72, 1:37)	24	14
Panthers	3	3:16	C. Newton 4 yd. run (J.Medlock kick) (12-77, 7:01)	24	21
Panthers	4	7:55	K. Pilaes 36 yd. pass from C. Newton (J.Medlock kick) (6-88, 3:23)	24	28
Falcons	4	4:57	M. Bryant 36 yd. Field Goal (9-65, 2:58)	27	28
Falcons	4	0:05	M. Bryant 40 yd. Field Goal (5-77, 0:54)	30	28





## GAME REVIEWS

# GAME 5

FEDEX FIELD, LANDOVER, MD



# 24-17



## ATLANTA FALCONS

PASSING	ATT	CP	YD	SK	TD	LG	INT	RT
M. Ryan	52	34	345	1/7	2	29	1	89.0
<b>TOTAL</b>	<b>52</b>	<b>34</b>	<b>345</b>	<b>1/7</b>	<b>2</b>	<b>29</b>	<b>1</b>	<b>89.0</b>

RUSHING	ATT	YDS	AVG	LG	TD
M. Turner	18	67	3.7	13	1
H. Douglas	1	5	5.0	5	0
M. Ryan	4	4	1.0	6	0
J. Rodgers	3	4	1.3	2	0
J. Snelling	1	2	2.0	2	0
J. Jones	1	1	1.0	1	0
<b>TOTAL</b>	<b>28</b>	<b>83</b>	<b>3.0</b>	<b>13</b>	<b>1</b>

RECEIVING	NO	YDS	AVG	LG	TD
T. Gonzalez	13	123	9.5	21	1
J. Jones	10	94	9.4	29	1
R. White	4	68	17.0	20	0
H. Douglas	2	34	17.0	19	0
M. Turner	2	2	1.0	5	0
J. Snelling	1	9	9.0	9	0
J. Rodgers	1	8	8.0	8	0
T. Gallarda	1	7	7.0	7	0
<b>TOTAL</b>	<b>34</b>	<b>345</b>	<b>10.1</b>	<b>29</b>	<b>2</b>

## WASHINGTON REDSKINS

PASSING	ATT	CP	YD	SK	TD	LG	INT	RT
R. Griffin	15	10	91	2/9	0	20	0	82.9
K. Cousins	9	5	111	1/6	1	77	2	97.2
<b>TOTAL</b>	<b>24</b>	<b>15</b>	<b>202</b>	<b>3/15</b>	<b>1</b>	<b>77</b>	<b>2</b>	<b>68.4</b>

RUSHING	ATT	YDS	AVG	LG	TD
A. Morris	18	115	6.4	29	0
R. Griffin	1	7	7.0	7	0
R. Grant	1	5	5.0	5	0
L. Hankerson	1	2	2.0	2	0
<b>TOTAL</b>	<b>21</b>	<b>129</b>	<b>6.1</b>	<b>29</b>	<b>0</b>

RECEIVING	NO	YDS	AVG	LG	TD
F. Davis	5	54	10.8	18	0
P. Garcon	3	24	8.0	20	0
S. Moss	2	80	40.0	77	1
A. Morris	1	20	20.0	20	0
A. Robinson	1	10	10.0	10	0
E. Royster	1	7	7.0	7	0
J. Morgan	1	4	4.0	4	0
L. Hankerson	1	3	3.0	3	0
<b>TOTAL</b>	<b>15</b>	<b>202</b>	<b>13.5</b>	<b>77</b>	<b>1</b>

## SCORING DRIVE

TEAM	QTR	TIME	SCORING PLAY	ATL	WSH
Redskins	2	10:11	R. Kerrigan 28 yd. interception return (B.Cundiff kick)	0	7
Falcons	2	0:30	T. Gonzalez 1 yd. pass from M. Ryan (M.Bryant kick) (8-79, 1:46)	7	7
Redskins	3	5:56	B. Cundiff 23 yd. Field Goal (8-34, 3:29)	7	10
Falcons	4	13:23	J. Jones 18 yd. pass from M. Ryan (M.Bryant kick) (6-47, 2:32)	14	10
Redskins	4	12:24	S. Moss 77 yd. pass from K. Cousins (B.Cundiff kick) (3-78, 0:59)	14	17
Falcons	4	7:42	M. Bryant 53 yd. Field Goal (9-45, 4:42)	17	17
Falcons	4	2:46	M. Turner 13 yd. run (M.Bryant kick) (6-69, 2:54)	24	17



## GAME REVIEWS

## GAME 6

GEORGIA DOME, ATLANTA, GA



23-20



## OAKLAND RAIDERS

PASSING	ATT	CP	YD	SK	TD	LG	INT	RT
C. Palmer	33	23	353	3/28	1	49	1	102.2
<b>TOTAL</b>	<b>33</b>	<b>23</b>	<b>353</b>	<b>3/28</b>	<b>1</b>	<b>49</b>	<b>1</b>	<b>102.2</b>

RUSHING	ATT	YDS	AVG	LG	TD
D. McFadden	27	70	2.6	14	1
M. Goodson	4	59	14.8	43	0
D. Heyward-Bey	1	20	20.0	20	0
<b>TOTAL</b>	<b>32</b>	<b>149</b>	<b>4.7</b>	<b>43</b>	<b>1</b>

RECEIVING	NO	YDS	AVG	LG	TD
D. Moore	5	104	20.8	49	1
B Myers	5	62	12.4	18	0
D. Hagan	4	85	21.3	38	0
D. McFadden	3	28	9.3	20	0
R. Streater	3	24	8.0	14	0
M. Goodson	1	37	37.0	37	0
D. Ausberry	1	12	12.0	12	0
M. Reece	1	1	1.0	1	0
<b>TOTAL</b>	<b>23</b>	<b>353</b>	<b>15.3</b>	<b>49</b>	<b>1</b>

## ATLANTA FALCONS

PASSING	ATT	CP	YD	SK	TD	LG	INT	RT
M. Ryan	37	24	249	1/8	1	26	3	59.4
<b>TOTAL</b>	<b>37</b>	<b>24</b>	<b>249</b>	<b>1/8</b>	<b>1</b>	<b>26</b>	<b>3</b>	<b>59.4</b>

RUSHING	ATT	YDS	AVG	LG	TD
M. Turner	11	33	3.0	9	0
M. Ryan	1	15	15.0	15	0
J. Snelling	1	-1	-1.0	-1	0
J. Rodgers	2	-2	-1.0	0	0
<b>TOTAL</b>	<b>15</b>	<b>45</b>	<b>3.0</b>	<b>15</b>	<b>0</b>

RECEIVING	NO	YDS	AVG	LG	TD
R. White	6	72	12.0	26	1
H. Douglas	5	37	7.4	20	0
J. Jones	4	63	15.8	25	0
T. Gonzalez	4	42	10.5	13	0
J. Rodgers	3	21	7.0	9	0
L. Polite	1	8	8.0	8	0
M. Turner	1	6	6.0	6	0
<b>TOTAL</b>	<b>24</b>	<b>249</b>	<b>10.4</b>	<b>26</b>	<b>1</b>

## SCORING DRIVE

TEAM	QTR	TIME	SCORING PLAY	OAK	ATL
Raiders	1	0:24	S. Janikowski 52 yd. Field Goal (8-65, 4:24)	3	0
Falcons	2	9:51	R. White 4 yd. pass from M. Ryan (M.Bryant kick) (10-80, 5:33)	3	7
Raiders	2	4:11	S. Janikowski 22 yd. Field Goal (10-76, 5:40)	6	7
Raiders	2	1:50	D. Moore 25 yd. pass from C. Palmer (S.Janikowski kick) (2-28, 0:54)	13	7
Falcons	3	5:06	M. Bryant 41 yd. Field Goal (9-47, 3:29)	13	10
Falcons	3	2:31	M. Bryant 20 yd. Field Goal (4-0, 1:53)	13	13
Falcons	4	2:40	A. Samuel 79 yd. interception return (M.Bryant kick)	13	20
Raiders	4	0:40	D. McFadden 2 yd. run (S.Janikowski kick) (8-80, 2:00)	20	20
Falcons	4	0:01	M. Bryant 55 yd. Field Goal (7-43, 0:39)	20	23



## GAME REVIEWS

**GAME 7**

LINCOLN FINANCIAL FIELD,  
PHILADELPHIA, PA

**30-17****ATLANTA FALCONS**

PASSING	ATT	CP	YD	SK	TD	LG	INT	RT
M. Ryan	29	22	262	2/16	3	63	0	137.4
<b>TOTAL</b>	29	22	262	2/16	3	63	0	137.4

RUSHING	ATT	YDS	AVG	LG	TD
J. Rodgers	8	60	7.5	43	0
M. Turner	24	58	2.4	11	0
M. Ryan	3	18	6.0	10	0
J. Jones	1	9	9.0	9	0
J. Snelling	1	1	1.0	1	0
<b>TOTAL</b>	37	146	3.9	43	0

RECEIVING	NO	YDS	AVG	LG	TD
J. Jones	5	123	24.6	63	1
J. Rodgers	5	20	4.0	5	0
R. White	3	38	12.7	14	0
T. Gonzalez	3	29	9.7	11	0
J. Snelling	3	16	5.3	8	1
D. Davis	2	30	15.0	15	1
M. Turner	1	6	6.0	6	0
<b>TOTAL</b>	22	262	11.9	63	3

**PHILADELPHIA EAGLES**

PASSING	ATT	CP	YD	SK	TD	LG	INT	RT
M. Vick	21	35	191	3/13	1	32	0	84.3
<b>TOTAL</b>	21	35	191	3/13	1	32	0	84.3

RUSHING	ATT	YDS	AVG	LG	TD
L. McCoy	16	45	2.8	10	1
M. Vick	7	42	6.0	13	0
B. Brown	1	5	5.0	5	0
<b>TOTAL</b>	24	92	3.8	13	1

RECEIVING	NO	YDS	AVG	LG	TD
J. Maclin	6	33	5.5	12	0
D. Jackson	5	59	11.8	32	0
J. Avant	4	45	11.3	14	0
B. Celek	3	32	10.7	16	0
L. McCoy	3	22	7.3	11	1
<b>TOTAL</b>	21	191	9.1	32	1

**SCORING DRIVE**

TEAM	QTR	TIME	SCORING PLAY	ATL	PHI
Falcons	1	6:16	D. Davis 15 yd. pass from M. Ryan (M.Bryant kick) (16-80, 8:44)	7	0
Falcons	1	0:32	J. Snelling 3 yd. pass from M. Ryan (M.Bryant kick) (8-51, 4:18)	14	0
Eagles	2	8:18	L. McCoy 2 yd. run (A.Henery kick) (13-66, 7:14)	14	7
Falcons	2	6:33	J. Jones 63 yd. pass from M. Ryan (M.Bryant kick) (3-73, 1:45)	21	7
Falcons	2	0:02	M. Bryant 43 yd. Field Goal (13-66, 2:46)	24	7
Eagles	3	11:20	A. Henery 33 yd. Field Goal (9-68, 3:40)	24	10
Falcons	3	6:10	M. Bryant 29 yd. Field Goal (12-69, 5:10)	27	10
Falcons	4	14:57	M. Bryant 30 yd. Field Goal (9-78, 5:05)	30	10
Eagles	4	7:18	L. McCoy 7 yd. pass from M. Vick (A.Henery kick) (16-80, 7:39)	30	17



## GAME REVIEWS

# GAME 8

GEORGIA DOME, ATLANTA, GA



19-13

**DALLAS COWBOYS**

PASSING	ATT	CP	YD	SK	TD	LG	INT	RT
T. Romo	35	25	321	1/9	1	65	0	109.3
<b>TOTAL</b>	<b>35</b>	<b>25</b>	<b>321</b>	<b>1/9</b>	<b>1</b>	<b>65</b>	<b>0</b>	<b>109.3</b>

RUSHING	ATT	YDS	AVG	LG	TD
F. Jones	9	39	4.3	15	0
L. Dunbar	8	26	3.3	18	0
P. Tanner	1	0	0.0	0	0
<b>TOTAL</b>	<b>18</b>	<b>65</b>	<b>3.6</b>	<b>18</b>	<b>0</b>

RECEIVING	NO	YDS	AVG	LG	TD
M. Austin	7	76	10.9	20	0
J. Witten	7	51	7.3	11	0
F. Jones	5	70	14.0	39	0
K. Ogletree	3	96	32.0	65	1
D. Bryant	1	15	15.0	15	0
C. Beasley	1	8	8.0	8	0
L. Vickers	1	5	5.0	5	0
<b>TOTAL</b>	<b>25</b>	<b>321</b>	<b>12.8</b>	<b>65</b>	<b>1</b>

**ATLANTA FALCONS**

PASSING	ATT	CP	YD	SK	TD	LG	INT	RT
M. Ryan	34	24	342	3/12	0	48	0	102.8
<b>TOTAL</b>	<b>34</b>	<b>24</b>	<b>342</b>	<b>3/12</b>	<b>0</b>	<b>48</b>	<b>0</b>	<b>102.8</b>

RUSHING	ATT	YDS	AVG	LG	TD
M. Turner	20	102	5.1	43	1
M. Ryan	1	8	8.0	8	0
J. Jones	1	8	8.0	8	0
J. Snelling	1	5	5.0	5	0
J. Rodgers	3	0	0.0	3	0
<b>TOTAL</b>	<b>26</b>	<b>123</b>	<b>4.7</b>	<b>43</b>	<b>1</b>

RECEIVING	NO	YDS	AVG	LG	TD
R. White	7	118	16.9	26	0
J. Jones	5	129	25.8	48	0
J. Rodgers	4	53	13.3	31	0
T. Gonzalez	4	36	9.0	15	0
J. Snelling	3	1	0.3	2	0
M. Palmer	1	5	5.0	5	0
<b>TOTAL</b>	<b>24</b>	<b>342</b>	<b>14.3</b>	<b>48</b>	<b>0</b>

**SCORING DRIVE**

TEAM	QTR	TIME	SCORING PLAY	DAL	ATL
Cowboys	1	10:46	D. Bailey 23 yd. Field Goal (7-27, 3:07)	3	0
Cowboys	1	3:42	D. Bailey 32 yd. Field Goal (7-59, 2:33)	6	0
Falcons	2	14:15	M. Bryant 45 yd. Field Goal (8-46, 4:27)	6	3
Falcons	2	0:00	M. Bryant 46 yd. Field Goal (7-60, 1:03)	6	6
Falcons	4	14:16	M. Turner 3 yd. run (M.Bryant kick) (6-81, 3:23)	6	13
Falcons	4	7:49	M. Bryant 36 y.d Field Goal (9-62, 4:50)	6	16
Cowboys	4	5:21	K. Ogletree 21 yd. pass from T. Romo (D.Bailey kick) (6-78, 2:28)	13	16
Falcons	4	0:17	M. Bryant 32 yd. Field Goal (12-66, 5:04)	13	19



## GAME REVIEWS

**GAME 9**

MERCEDES-BENZ SUPERDOME,  
NEW ORLEANS, LA

**31-27****ATLANTA FALCONS**

PASSING	ATT	CP	YD	SK	TD	LG	INT	RT
M. Ryan	52	34	411	1/3	3	52	1	100.7
<b>TOTAL</b>	<b>52</b>	<b>34</b>	<b>411</b>	<b>1/3</b>	<b>3</b>	<b>52</b>	<b>1</b>	<b>100.7</b>

RUSHING	ATT	YDS	AVG	LG	TD
J. Rodgers	3	29	9.7	18	0
M. Turner	13	15	1.2	9	0
M. Ryan	2	2	1.0	1	0
<b>TOTAL</b>	<b>18</b>	<b>46</b>	<b>2.6</b>	<b>18</b>	<b>0</b>

RECEIVING	NO	YDS	AVG	LG	TD
T. Gonzalez	11	122	11.1	19	2
R. White	7	114	16.3	49	0
J. Jones	4	75	18.8	52	0
H. Douglas	4	49	12.3	23	0
J. Rodgers	4	33	8.3	15	0
J. Snelling	2	12	6.0	6	0
M. Palmer	1	5	5.0	5	0
M. Johnson	1	1	1.0	1	1
<b>TOTAL</b>	<b>34</b>	<b>411</b>	<b>12.1</b>	<b>52</b>	<b>3</b>

**NEW ORLEANS SAINTS**

PASSING	ATT	CP	YD	SK	TD	LG	INT	RT
D. Brees	32	21	298	1/6	3	46	1	113.8
<b>TOTAL</b>	<b>32</b>	<b>21</b>	<b>298</b>	<b>1/6</b>	<b>3</b>	<b>46</b>	<b>1</b>	<b>113.8</b>

RUSHING	ATT	YDS	AVG	LG	TD
C. Ivory	7	72	10.3	56	1
M. Ingram	16	67	4.2	8	0
P. Thomas	5	10	2.0	4	0
D. Brees	1	-1	-1.0	-1	0
<b>TOTAL</b>	<b>29</b>	<b>148</b>	<b>5.1</b>	<b>56</b>	<b>1</b>

RECEIVING	NO	YDS	AVG	LG	TD
J. Graham	7	146	20.9	46	2
L. Moore	7	91	13.0	29	0
M. Colston	3	26	8.7	12	1
T. Cadet	2	16	8.0	10	0
C. Ivory	1	13	13.0	13	0
P. Thomas	1	6	6.0	6	0
<b>TOTAL</b>	<b>21</b>	<b>298</b>	<b>14.2</b>	<b>46</b>	<b>3</b>

**SCORING DRIVE**

TEAM	QTR	TIME	SCORING PLAY	ATL	NO
Falcons	1	11:38	M. Johnson 1 yd. pass from M. Ryan (M.Bryant kick) (7-80, 3:22)	7	0
Falcons	1	9:19	M. Bryant 37 yd. Field Goal (4-8, 2:07)	10	0
Saints	1	6:49	C. Ivory 56 yd. run (G.Hartley kick) (6-78, 2:30)	10	7
Saints	2	13:33	J. Graham 29 yd. pass from D. Brees (G.Hartley kick) (11-90, 5:23)	10	14
Falcons	2	6:27	T. Gonzalez 2 yd. pass from M. Ryan (M.Bryant kick) (14-80, 7:06)	17	14
Saints	2	0:34	J. Graham 14 yd. pass from D. Brees (G.Hartley kick) (8-69, 1:43)	17	21
Saints	3	9:23	M. Colston 7 yd. pass from D. Brees (G.Hartley kick) (7-81, 3:31)	17	28
Falcons	4	13:27	T. Gonzalez 6 yd. pass from M. Ryan (M.Bryant kick) (11-91, 5:46)	24	28
Falcons	4	9:08	M. Bryant 20 yd. Field Goal (6-67, 2:42)	27	28
Saints	4	5:54	G. Hartley 31 yd. Field Goal (9-67, 3:14)	27	31



## GAME REVIEWS

# GAME 10

GEORGIA DOME, ATLANTA, GA



23-19



## ARIZONA CARDINALS

PASSING	ATT	CP	YD	SK	TD	LG	INT	RT
R. Lindley	20	9	64	3/29	0	17	0	52.9
J. Skelton	7	2	6	0/0	0	5	0	39.6
<b>TOTAL</b>	<b>27</b>	<b>11</b>	<b>70</b>	<b>3/29</b>	<b>0</b>	<b>17</b>	<b>0</b>	<b>48.5</b>

RUSHING	ATT	YDS	AVG	LG	TD
Stephens-Howling	22	127	5.8	52	1
W. Powell	4	10	2.5	6	0
<b>TOTAL</b>	<b>26</b>	<b>137</b>	<b>5.3</b>	<b>52</b>	<b>1</b>

RECEIVING	NO	YDS	AVG	LG	TD
E. Doucet	5	28	5.6	8	0
M. Floyd	2	18	9.0	17	0
Stephens-Howling	2	6	3.0	5	0
L. Fitzgerald	1	11	11.0	11	0
A. Roberts	1	7	7.0	7	0
<b>TOTAL</b>	<b>11</b>	<b>70</b>	<b>6.4</b>	<b>17</b>	<b>0</b>

## ATLANTA FALCONS

PASSING	ATT	CP	YD	SK	TD	LG	INT	RT
M. Ryan	46	28	301	1/5	0	37	5	40.5
<b>TOTAL</b>	<b>46</b>	<b>28</b>	<b>301</b>	<b>1/5</b>	<b>0</b>	<b>37</b>	<b>5</b>	<b>40.5</b>

RUSHING	ATT	YDS	AVG	LG	TD
M. Turner	15	46	3.1	10	1
J. Rodgers	5	16	3.2	6	0
J. Snelling	1	-1	-1.0	-1	0
M. Ryan	3	-3	-1.0	-1	0
<b>TOTAL</b>	<b>24</b>	<b>58</b>	<b>2.4</b>	<b>10</b>	<b>1</b>

RECEIVING	NO	YDS	AVG	LG	TD
R. White	8	123	15.4	37	0
H. Douglas	5	48	9.6	26	0
J. Rodgers	5	35	7.0	17	0
T. Gonzalez	3	33	11.0	12	0
J. Jones	3	33	11.0	20	0
J. Snelling	3	25	8.3	13	0
D. Davis	1	4	4.0	4	0
<b>TOTAL</b>	<b>28</b>	<b>301</b>	<b>10.8</b>	<b>37</b>	<b>0</b>

## SCORING DRIVE

TEAM	QTR	TIME	SCORING PLAY	ARZ	ATL
Cardinals	1	13:54	L. Stephens-Howling 3 yd. run (J. Feely kick) (2-9, 0:47)	7	0
Cardinals	1	10:59	J. Feely 48 yd. Field Goal (5-40, 2:00)	10	0
Cardinals	1	1:02	J. Feely 28 yd. Field Goal (4-9, 1:38)	13	0
Falcons	2	9:39	M. Bryant 51 yd. Field Goal (13-47, 6:23)	13	3
Falcons	2	8:37	J. Babineaux 15 yd. fumble return (M. Bryant kick)	13	10
Falcons	2	1:52	M. Bryant 28 yd. Field Goal (10-81, 4:56)	13	13
Cardinals	2	0:32	J. Feely 38 yd. Field Goal (6-74, 1:20)	16	13
Falcons	2	0:00	M. Bryant 48 yd. Field Goal (5-50, 0:32)	16	16
Cardinals	4	14:56	J. Feely 27 yd. Field Goal (4-7, 1:47)	19	16
Falcons	4	6:40	M. Turner 1 yd. run (M. Bryant kick) (7-70, 3:04)	19	23





## GAME REVIEWS

# GAME 11

RAYMOND JAMES STADIUM,  
TAMPA BAY, FL



## 24-23



### ATLANTA FALCONS

PASSING	ATT	CP	YD	SK	TD	LG	INT	RT
M. Ryan	32	26	353	1/8	1	80	1	110.0
<b>TOTAL</b>	<b>32</b>	<b>26</b>	<b>353</b>	<b>1/8</b>	<b>1</b>	<b>80</b>	<b>1</b>	<b>110.0</b>

RUSHING	ATT	YDS	AVG	LG	TD
J. Rodgers	10	49	4.9	20	1
M. Turner	13	17	1.3	9	1
M. Ryan	1	13	13.0	13	0
<b>TOTAL</b>	<b>24</b>	<b>79</b>	<b>3.3</b>	<b>20</b>	<b>2</b>

RECEIVING	NO	YDS	AVG	LG	TD
J. Jones	6	147	24.5	80	1
T. Gonzalez	5	62	12.4	20	0
R. White	5	57	11.4	29	0
J. Snelling	3	33	11.0	14	0
M. Turner	3	13	4.3	8	0
J. Rodgers	2	30	15.0	32	0
H. Douglas	2	11	5.5	6	0
<b>TOTAL</b>	<b>26</b>	<b>353</b>	<b>13.6</b>	<b>80</b>	<b>1</b>

### TAMPA BAY BUCCANEERS

PASSING	ATT	CP	YD	SK	TD	LG	INT	RT
J. Freeman	30	19	256	2/8	0	39	0	90.4
M. Williams	1	1	28	0/0	0	28	0	118.8
<b>TOTAL</b>	<b>31</b>	<b>20</b>	<b>284</b>	<b>2/8</b>	<b>0</b>	<b>39</b>	<b>0</b>	<b>94.0</b>

RUSHING	ATT	YDS	AVG	LG	TD
D. Martin	21	50	2.4	10	2
<b>TOTAL</b>	<b>21</b>	<b>50</b>	<b>2.4</b>	<b>10</b>	<b>2</b>

RECEIVING	NO	YDS	AVG	LG	TD
V. Jackson	5	96	19.2	31	0
T. Underwood	5	77	15.4	39	0
D. Clark	4	65	16.3	22	0
M. Williams	3	28	9.3	14	0
D. Martin	2	13	6.5	8	0
L. Stocker	1	5	5.0	5	0
<b>TOTAL</b>	<b>20</b>	<b>284</b>	<b>14.2</b>	<b>39</b>	<b>0</b>

### SCORING DRIVE

TEAM	QTR	TIME	SCORING PLAY	ATL	TB
Falcons	1	7:38	M. Bryant 31 yd. Field Goal (12-67, 7:22)	3	0
Bucs	1	1:12	D. Martin 1 yd. run (C. Barth kick) (10-81, 6:26)	3	7
Falcons	2	10:25	J. Rodgers 5 yd. run (M. Bryant kick) (10-75, 5:47)	10	7
Bucs	2	3:37	C. Barth 22 yd. Field Goal (5-27, 2:10)	10	10
Bucs	3	8:37	C. Barth 42 yd. Field Goal (13-62, 6:23)	10	13
Falcons	3	8:26	J. Jones 80 yd. pass from M. Ryan (M. Bryant kick) (1-80, 0:11)	17	13
Bucs	4	14:56	D. Martin 1 yd. run (C. Barth kick) (9-82, 5:16)	17	20
Bucs	4	10:28	C. Barth 48 yd. Field Goal (4-6, 0:55)	17	23
Falcons	4	7:55	M. Turner 3 yd. run (M. Bryant kick) (6-64, 2:33)	24	23



## GAME REVIEWS

## GAME 12

GEORGIA DOME, ATLANTA, GA



23-13



## NEW ORLEANS SAINTS

PASSING	ATT	CP	YD	SK	TD	LG	INT	RT
D. Brees	50	28	341	1/6	0	38	5	37.6
<b>TOTAL</b>	<b>50</b>	<b>28</b>	<b>341</b>	<b>1/6</b>	<b>0</b>	<b>38</b>	<b>5</b>	<b>37.6</b>

RUSHING	ATT	YDS	AVG	LG	TD
P. Thomas	14	84	6.0	13	0
M. Ingram	6	13	2.2	5	1
C. Ivory	3	4	1.3	6	0
<b>TOTAL</b>	<b>18</b>	<b>70</b>	<b>3.9</b>	<b>16</b>	<b>0</b>

RECEIVING	NO	YDS	AVG	LG	TD
L. Moore	7	123	17.6	32	0
M. Colston	6	71	11.8	21	0
D. Sproles	5	47	9.4	14	0
J. Graham	4	59	14.8	25	0
J. Collins	2	2	1.0	2	0
J. Morgan	1	38	38.0	38	0
P. Thomas	1	5	5.0	5	0
M. Ingram	1	-1	-1.0	-1	0
M. Higgins	1	-3	-3.0	-3	0
<b>TOTAL</b>	<b>28</b>	<b>341</b>	<b>12.2</b>	<b>38</b>	<b>0</b>

## ATLANTA FALCONS

PASSING	ATT	CP	YD	SK	TD	LG	INT	RT
M. Ryan	33	18	165	1/6	1	20	0	78.5
<b>TOTAL</b>	<b>33</b>	<b>18</b>	<b>165</b>	<b>1/6</b>	<b>1</b>	<b>20</b>	<b>0</b>	<b>78.5</b>

RUSHING	ATT	YDS	AVG	LG	TD
M. Turner	12	83	6.9	35	1
J. Rodgers	8	43	5.4	14	0
M. Ryan	3	-2	-0.7	0	0
<b>TOTAL</b>	<b>23</b>	<b>124</b>	<b>5.4</b>	<b>35</b>	<b>1</b>

RECEIVING	NO	YDS	AVG	LG	TD
J. Jones	5	48	9.6	18	0
T. Gonzalez	4	58	14.5	18	1
J. Snelling	4	28	7.0	15	0
J. Rodgers	2	-4	-2.0	2	0
R. White	1	20	20.0	20	0
M. Cox	1	8	8.0	8	0
M. Turner	1	7	7.0	7	0
<b>TOTAL</b>	<b>18</b>	<b>165</b>	<b>9.2</b>	<b>20</b>	<b>1</b>

## SCORING DRIVE

TEAM	QTR	TIME	SCORING PLAY	NO	ATL
Falcons	1	11:09	M. Turner 3 yd. run (M. Bryant kick) (6-80, 3:51)	0	7
Falcons	2	14:08	T. Gonzalez 17 yd. pass from M. Ryan (M. Bryant kick) (5-49, 2:28)	0	14
Falcons	2	8:53	M. Bryant 45 y.d Field Goal (4-2, 0:51)	0	17
Saints	2	3:17	M. Ingram 1 yd. run (G. Hartley kick) (11-80, 5:36)	7	17
Saints	3	8:24	G. Hartley 21 yd. Field Goal (15-83, 6:36)	10	17
Saints	3	3:53	G. Hartley 52 yd. Field Goal (8-36, 2:49)	13	17
Falcons	4	14:48	M. Bryant 29 yd. Field Goal (7-30, 2:50)	13	20
Falcons	4	4:25	M. Bryant 55 yd. Field Goal (11-43, 5:38)	13	23



## GAME REVIEWS

# GAME 13

BANK OF AMERICA STADIUM,  
CHARLOTTE, NC



## 30-20



### ATLANTA FALCONS

PASSING	ATT	CP	YD	SK	TD	LG	INT	RT
M. Ryan	49	34	342	2/15	2	21	1	94.1
<b>TOTAL</b>	<b>49</b>	<b>34</b>	<b>342</b>	<b>2/15</b>	<b>2</b>	<b>21</b>	<b>1</b>	<b>94.1</b>

RUSHING	ATT	YDS	AVG	LG	TD
J. Rodgers	4	21	5.3	6	0
M. Turner	7	14	2.0	5	1
<b>TOTAL</b>	<b>11</b>	<b>35</b>	<b>3.2</b>	<b>6</b>	<b>1</b>

RECEIVING	NO	YDS	AVG	LG	TD
R.White	9	117	13.0	18	1
T.Gonzalez	8	61	7.6	16	0
J. Rodgers	6	43	7.2	9	0
J. Jones	5	66	13.2	21	1
H. Douglas	2	29	14.5	19	0
C. Coffman	1	11	11.0	11	0
D. Davis	1	6	6.0	6	0
J. Snelling	1	5	5.0	5	0
M. Palmer	1	4	4.0	4	0
<b>TOTAL</b>	<b>34</b>	<b>342</b>	<b>10.1</b>	<b>21</b>	<b>2</b>

### CAROLINA PANTHERS

PASSING	ATT	CP	YD	SK	TD	LG	INT	RT
C. Newton	35	23	287	1/7	2	53	0	110.1
<b>TOTAL</b>	<b>35</b>	<b>23</b>	<b>287</b>	<b>1/7</b>	<b>2</b>	<b>53</b>	<b>0</b>	<b>110.1</b>

RUSHING	ATT	YDS	AVG	LG	TD
C. Newton	9	116	12.9	<b>72</b>	1
D. Williams	17	56	3.3	13	0
M. Tolbert	5	20	4.0	7	0
J. Adams	1	3	3.0	3	0
<b>TOTAL</b>	<b>32</b>	<b>195</b>	<b>6.1</b>	<b>72</b>	<b>1</b>

RECEIVING	NO	YDS	AVG	LG	TD
S. Smith	7	109	15.6	22	0
L. Murphy	5	36	7.2	16	0
G. Olsen	4	55	13.8	<b>25</b>	1
M. Tolbert	3	18	6.0	8	0
D. Williams	2	56	28.0	<b>53</b>	1
A. Edwards	1	7	7.0	7	0
G. Barnidge	1	6	6.0	6	0
<b>TOTAL</b>	<b>23</b>	<b>287</b>	<b>12.5</b>	<b>53</b>	<b>2</b>

### SCORING DRIVE

TEAM	QTR	TIME	SCORING PLAY	ATL	CAR
Panthers	1	7:49	G. Olsen 25 yd. pass from C. Newton (G.Gano kick) (11-77, 7:11)	0	7
Panthers	2	10:55	G. Gano 24 yd. Field Goal (17-72, 9:17)	0	10
Panthers	2	4:58	G. Gano 41 yd. Field Goal (7-52, 3:45)	0	13
Panthers	2	0:00	G. Gano 31 yd. Field Goal (13-59, 3:35)	0	16
Panthers	3	11:01	C. Newton 72 yd. run (G.Gano kick) (4-86, 2:08)	0	23
Falcons	3	4:48	R. White 4 yd. pass from M. Ryan (M.Bryant kick) (13-84, 6:13)	7	23
Falcons	4	13:57	J. Jones 11 yd. pass from M. Ryan (pass failed) (11-80, 3:41)	13	23
Panthers	4	4:11	D. Williams 53 yd. pass from C. Newton (G.Gano kick) (4-60, 2:08)	13	30
Falcons	4	0:53	M. Turner 1 yd. run (M.Bryant kick) (13-80, 3:18)	20	30



## GAME REVIEWS

# GAME 14

GEORGIA DOME, ATLANTA, GA



34-0



## NEW YORK GIANTS

PASSING	ATT	CP	YD	SK	TD	LG	INT	RT
E. Manning	25	13	161	1/2	0	37	2	38.9
<b>TOTAL</b>	<b>25</b>	<b>13</b>	<b>161</b>	<b>1/2</b>	<b>0</b>	<b>37</b>	<b>2</b>	<b>38.9</b>

RUSHING	ATT	YDS	AVG	LG	TD
D. Wilson	12	55	4.6	25	0
K. Lumpkin	9	42	4.7	22	0
<b>TOTAL</b>	<b>21</b>	<b>97</b>	<b>4.6</b>	<b>25</b>	<b>0</b>

RECEIVING	NO	YDS	AVG	LG	TD
D. Hixon	5	80	16.0	37	0
H. Nicks	3	40	13.3	24	0
V. Cruz	3	15	5.0	7	0
M. Bennett	1	15	15.0	15	0
D. Wilson	1	11	11.0	11	0
<b>TOTAL</b>	<b>13</b>	<b>161</b>	<b>12.4</b>	<b>37</b>	<b>0</b>

## ATLANTA FALCONS

PASSING	ATT	CP	YD	SK	TD	LG	INT	RT
M. Ryan	28	23	270	1/5	3	40	0	142.6
<b>TOTAL</b>	<b>28</b>	<b>23</b>	<b>270</b>	<b>1/5</b>	<b>3</b>	<b>40</b>	<b>0</b>	<b>142.6</b>

RUSHING	ATT	YDS	AVG	LG	TD
M. Turner	16	52	3.3	14	1
J. Snelling	6	39	6.5	11	0
J. Rodgers	11	25	2.3	6	0
J. Jones	1	18	18.0	18	0
H. Douglas	1	-1	-1.0	-1	0
M. Ryan	1	-1	-1.0	-1	0
L. McCown	2	-3	-3.0	-1	0
<b>TOTAL</b>	<b>38</b>	<b>129</b>	<b>3.4</b>	<b>18</b>	<b>1</b>

RECEIVING	NO	YDS	AVG	LG	TD
J. Jones	6	74	12.3	40	2
T. Gonzalez	6	49	8.2	12	1
H. Douglas	3	83	27.7	37	0
J. Snelling	3	14	4.7	14	0
R. White	2	16	8.0	11	0
J. Rodgers	1	14	14.0	14	0
M. Cox	1	11	11.0	11	0
M. Turner	1	9	9.0	9	0
<b>TOTAL</b>	<b>23</b>	<b>270</b>	<b>11.7</b>	<b>40</b>	<b>3</b>

## SCORING DRIVE

TEAM	QTR	TIME	SCORING PLAY	NYG	ATL
Falcons	1	12:12	M. Turner 1 yd. run (M. Bryant kick) (4-16, 1:51)	0	7
Falcons	1	1:43	T. Gonzalez 12 yd. pass from M. Ryan (M. Bryant kick) (10-80, 5:42)	0	14
Falcons	2	10:22	M. Bryant 38 yd. Field Goal	0	17
Falcons	3	11:31	J. Jones 40 yd. pass from M. Ryan (M. Bryant kick) (8-80, 3:29)	0	24
Falcons	3	0:10	M. Bryant 19 yd. Field Goal (12-73, 6:43)	0	27
Falcons	4	4:57	J. Jones 3 yd. pass from M. Ryan (M. Bryant kick) (13-69, 9:14)	0	34



## GAME REVIEWS

# GAME 15

FORD FIELD, DETROIT, MI



31-18



## ATLANTA FALCONS

PASSING	ATT	CP	YD	SK	TD	LG	INT	RT
M. Ryan	32	25	279	1/8	4	44	0	142.6
<b>TOTAL</b>	<b>32</b>	<b>25</b>	<b>279</b>	<b>1/8</b>	<b>4</b>	<b>44</b>	<b>0</b>	<b>142.6</b>

RUSHING	ATT	YDS	AVG	LG	TD
M. Turner	13	41	3.2	22	0
M. Ryan	2	25	12.5	16	0
J. Rodgers	6	14	2.3	5	0
J. Jones	1	-7	-7.0	-7	0
<b>TOTAL</b>	<b>22</b>	<b>73</b>	<b>3.3</b>	<b>22</b>	<b>0</b>

RECEIVING	NO	YDS	AVG	LG	TD
R. White	8	153	19.1	44	2
J. Jones	7	71	10.1	16	1
M. Turner	4	16	4.0	12	0
H. Douglas	2	6	3.0	5	0
J. Snelling	1	12	12.0	12	0
J. Rodgers	1	11	11.0	11	0
T. Gonzalez	1	9	9.0	9	0
M. Palmer	1	1	1.0	1	1
<b>TOTAL</b>	<b>25</b>	<b>279</b>	<b>11.2</b>	<b>44</b>	<b>4</b>

## DETROIT LIONS

PASSING	ATT	CP	YD	SK	TD	LG	INT	RT
M. Stafford	56	37	443	0/0	0	49	1	82.7
<b>TOTAL</b>	<b>56</b>	<b>37</b>	<b>443</b>	<b>0/0</b>	<b>0</b>	<b>49</b>	<b>1</b>	<b>82.7</b>

RUSHING	ATT	YDS	AVG	LG	TD
M. Leshoure	15	46	3.1	9	1
S. Logan	1	13	13.0	13	0
J. Bell	4	10	2.5	7	0
M. Thomas	1	8	8.0	8	0
M. Stafford	1	2	2.0	2	0
<b>TOTAL</b>	<b>22</b>	<b>79</b>	<b>3.6</b>	<b>13</b>	<b>1</b>

RECEIVING	NO	YDS	AVG	LG	TD
C. Johnson	11	225	20.5	49	0
J. Bell	9	73	8.1	16	0
T. Scheffler	4	41	10.3	18	0
W. Heller	4	34	8.5	16	0
M. Leshoure	3	20	6.7	11	0
K. Durham	2	32	16.0	18	0
B. Robiskie	1	5	5.0	5	0
M. Thomas	1	5	5.0	5	0
K. Smith	1	4	4.0	4	0
S. Logan	1	4	4.0	4	0
<b>TOTAL</b>	<b>37</b>	<b>443</b>	<b>12.0</b>	<b>49</b>	<b>0</b>

## SCORING DRIVE

TEAM	QTR	TIME	SCORING PLAY	ATL	DET
Falcons	1	5:50	R. White 44 yd. pass from M. Ryan (M.Bryant kick) (4-69, 2:22)	7	0
Lions	1	0:13	J. Hanson 34 yd. Field Goal (11-58, 5:37)	7	3
Falcons	2	9:54	R. White 39 yd. pass from M. Ryan (M.Bryant kick) (9-80, 5:19)	14	3
Falcons	2	1:17	J. Jones 16 yd. pass from M. Ryan (M.Bryant kick) (7-40, 2:47)	21	3
Lions	2	0:02	J. Hanson 38 yd. Field Goal (7-65, 1:15)	21	6
Lions	3	6:59	M. Leshoure 1 yd. run (J. Hanson kick) (10-60, 6:36)	21	13
Lions	4	13:26	J. Hanson 20 yd. Field Goal (12-83, 6:55)	21	16
Falcons	4	7:12	M. Palmer 1 yd. pass from M. Ryan (M.Bryant kick) (11-78, 6:14)	28	16
Falcons	4	3:05	M. Bryant 20 yd. Field Goal (8-40, 3:58)	31	16
Lions	4	1:21	M. Turner tackled in end zone by K. Vanden Bosch for a safety	31	18



## GAME REVIEWS

## GAME 16

GEORGIA DOME, ATLANTA, GA



22-17



## TAMPA BAY BUCCANEERS

PASSING	ATT	CP	YD	SK	TD	LG	INT	RT
J. Freeman	35	19	222	0/0	1	27	1	71.4
<b>TOTAL</b>	<b>35</b>	<b>19</b>	<b>222</b>	<b>0/0</b>	<b>1</b>	<b>27</b>	<b>1</b>	<b>71.4</b>

RUSHING	ATT	YDS	AVG	LG	TD
D. Martin	28	142	5.1	<b>40</b>	1
T. Underwood	1	1	1.0	1	0
J. Freeman	1	1	1.0	1	0
<b>TOTAL</b>	<b>30</b>	<b>144</b>	<b>4.8</b>	<b>40</b>	<b>1</b>

RECEIVING	NO	YDS	AVG	LG	TD
M. Williams	6	65	10.8	23	1
D. Martin	4	18	4.5	12	0
V. Jackson	3	50	16.7	27	0
L. Stocker	3	50	16.7	26	0
T. Underwood	2	27	13.5	17	0
E. Lorig	1	12	12.0	12	0
<b>TOTAL</b>	<b>19</b>	<b>222</b>	<b>11.7</b>	<b>27</b>	<b>1</b>

## ATLANTA FALCONS

PASSING	ATT	CP	YD	SK	TD	LG	INT	RT
M. Ryan	44	28	238	2/25	1	28	0	85.2
<b>TOTAL</b>	<b>44</b>	<b>28</b>	<b>238</b>	<b>2/25</b>	<b>1</b>	<b>28</b>	<b>0</b>	<b>85.2</b>

RUSHING	ATT	YDS	AVG	LG	TD
J. Rodgers	5	28	5.6	16	0
M. Turner	6	18	3.0	<b>17</b>	1
M. Ryan	2	11	5.5	6	0
J. Snelling	3	8	2.7	7	0
<b>TOTAL</b>	<b>16</b>	<b>65</b>	<b>4.1</b>	<b>17</b>	<b>1</b>

RECEIVING	NO	YDS	AVG	LG	TD
J. Rodgers	8	50	6.3	13	0
R. White	5	42	8.4	14	0
T. Gonzalez	5	41	8.2	15	0
H. Douglas	4	21	5.3	10	1
J. Jones	3	56	18.7	28	0
J. Snelling	2	25	12.5	16	0
M. Cox	1	3	3.0	3	0
<b>TOTAL</b>	<b>28</b>	<b>238</b>	<b>8.5</b>	<b>28</b>	<b>1</b>

## SCORING DRIVE

TEAM	QTR	TIME	SCORING PLAY	TB	ATL
Bucs	1	6:24	C. Barth 48 yd. Field Goal (9-60, 4:25)	3	0
Falcons	1	2:24	M. Bryant 28 yd. Field Goal (9-62, 4:00)	3	3
Bucs	2	8:43	M. Williams 8 yd. pass from J. Freeman (C. Barth kick) (7-64, 3:55)	10	3
Bucs	2	3:03	C. Barth 22 yd. Field Goal (7-22, 3:03)	13	3
Bucs	3	10:47	C. Barth 42 yd. Field Goal (11-56, 4:13)	16	3
Falcons	3	3:45	M. Turner 17 yd. run (M. Bryant kick) (2-21, 0:41)	16	10
Bucs	3	1:43	D. Martin 40 yd. run (pass failed) (4-80, 2:02)	22	10
Falcons	4	7:02	H. Douglas 7 yd. pass from M. Ryan (M. Bryant kick) (9-52, 4:21)	22	17





## PLAYER PARTICIPATION

	Player	@KC	DEN	@SD	CAR	@WSH	OAK	@PHI	DAL	@NO	ARZ	@TB	NO	@CAR	NYG	@DET	TB	PL	S	DNP	IA
55	Abraham, J.	RE	RE	RE	RE	RE	RE	P	RE	RE	RE	RE	RE	RE	LE	RE	RE	16	15	0	0
95	Babineaux, J.	DT	DT	DT	DT	DT	DT	DT	DT	LE	DT	DT	LE	DT	RE	LE	LE	16	16	0	0
72	Baker, S.	LT	LT	LT	LT	LT	LT	LT	LT	LT	LT	LT	LT	LT	LT	LT	LT	16	16	0	0
71	Biermann, K.	LE	LE	P	P	P	P	LE	P	P	P	P	P	P	P	P	P	16	3	0	0
63	Blalock, J.	LG	LG	LG	LG	LG	LG	LG	LG	LG	LG	LG	LG	LG	LG	LG	LG	16	16	0	0
5	Bosher, M.	P	P	P	P	P	P	P	P	P	P	P	P	P	P	P	P	16	0	0	0
3	Bryant, M.	P	P	P	P	P	P	P	P	P	P	P	P	P	P	P	P	16	0	0	0
77	Clabo, T.	RT	RT	RT	RT	RT	RT	RT	RT	RT	RT	RT	RT	RT	RT	RT	RT	16	16	0	0
86	Coffman, C.										P	P	P	P	IA	IA	P	5	0	0	2
15	Cone, K.	P	P	P	P	P	P	P	IA	IA	IA	P	P	P	P	P	IR	12	0	0	3
42	Cox, M.									FB	P	FB	FB	FB	FB	FB	FB	8	7	0	0
4	David, D.	IA	IA	IA	IA	IA	IA	IA	IA	IA	IA	IA	IA	IA	IA	IA	IA	0	0	0	16
19	Davis, Drew	P	P	P	P	P	P	P	P	P	P	P	P	P	P	P	P	16	0	0	0
28	DeCoud, T.	S	S	S	S	S	S	S	S	S	S	S	S	S	S	S	S	16	16	0	0
52	Dent, A.	P	P	MLB	MLB	MLB	MLB	MLB	MLB	MLB	MLB	MLB	MLB	MLB	MLB	MLB	MLB	16	14	0	0
83	Douglas, H.	P	P	P	P	P	P	IA	P	P	WR	P	P	P	P	P	P	15	1	0	1
93	Edwards, R.	P	P	LE	LE	LE	LE	P	P	P								9	4	0	0
29	Franks, D.	P	P	P	P	P	P	P	P	P	P	P	P	P	P	P	P	16	0	0	0
87	Gallarda, T.	P	P	P	P	P	P	P	P	P	IR	IR	IR	IR	IR	IR	IR	9	0	0	0
69	Gunn, H.											IA	IA	IA	IA	IA	IA	0	0	0	6
88	Gonzalez, T.	TE	TE	TE	TE	TE	TE	TE	TE	TE	TE	TE	TE	TE	TE	TE	TE	16	16	0	0
20	Grimes, B.	CB	IR	IR	IR	IR	IR	IR	IR	IR	IR	IR	IR	IR	IR	IR	IR	1	1	0	0
47	Harris, J.	P	P	P	P	P	P	P	P	P	P	P	P	P	P	P	P	16	0	0	0
61	Hawley, J.	IA	IA	IA	P	P	P	IA	P	P	P	SP	SP	SP	SP	SP	IA	6	0	0	5
76	Holmes, L.	IA	IA	IA	IA	IA	IA	IA	IA	IA	IA	DNP	DNP	DNP	P	P	DNP	2	0	4	10
24	Hope, C.	P	P	P	P	P	P	P	P	P	P	P	P	S	S	S	S	16	4	0	0
51	R. James	P	P	P	P	P	P	P	P	P	P	P	P	P	P	P	P	16	0	0	0
94	Jerry, P.	DT	DT	DT	DT	DT	DT	DT	DT	P	LE	IA	IA	P	P	P	P	14	10	0	2
79	Johnson, M.	P	TE	P	P	P	P	P	P	P	P	P	P	P	P	P	P	16	1	0	0
30	Johnson, T.		IA	P	P	IA	IA											2	0	0	3
11	Jones, J.	WR	P	WR	WR	WR	WR	WR	WR	WR	WR	WR	WR	WR	WR	WR	WR	16	15	0	0
66	Konz, P.	P	P	P	P	P	P	RG	RG	RG	RG	RG	RG	RG	RG	RG	RG	16	10	0	0
96	Massaquoi, J.	IA	IA	IA	IA	IA	IA	IA	IA	P	P	P	P	P	P	P	P	8	0	0	8
98	Matthews, C.	P	IA	IA	P	IA	IA	IA	P	P	P	P	P	P	P	IA	P	10	0	0	6
27	McClain, R.	IA	P	P	P	P	P	P	P	CB	P	P	P	CB	P	P	P	15	2	0	1
62	McClure, T.	C	C	C	C	C	C	C	C	C	C	C	C	C	C	C	C	16	16	0	0
12	McCown, L.	DNP	DNP	DNP	DNP	DNP	DNP	DNP	DNP	DNP	DNP	DNP	DNP	DNP	DNP	DNP	DNP	1	0	15	0
26	Mitchell, C.	IA	IA	P	P	P	P	P	P	IA	IA	IA	IA	P	P	P	P	10	0	0	6
25	Moore, W.	S	S	S	S	S	S	S	S	S	S	S	S	IA	IA	IA	IA	12	12	0	4
54	Nicholas, S.	OLB	OLB	OLB	OLB	OLB	P	OLB	OLB	OLB	OLB	OLB	OLB	OLB	OLB	OLB	OLB	16	16	0	0
21	Owens, C.	P	CB	IA	IA	P	P	P	P	P	P	P	P	P	P	P	IA	13	1	0	3
81	Palmer, M.	TE	TE	P	IA	IA	IA	P	P	P	P	P	P	P	P	P	P	13	2	0	3
91	Peters, C.							P	P	DT	DT	DT	DT	LE	DT	DT	DT	10	8	0	0
53	Peterson, M.	P	P	P	P	P	OLB	P	OLB	P	OLB	P	P	P	P	P	P	15	3	0	1
45	Polite, L.	P	FB	FB	IA	IA	FB	FB	FB									6	5	0	2
75	Reynolds, G.	RG	RG	RG	RG	RG	RG	P	IA	IR	IR	IR	IR	IR	IR	IR	IR	7	6	0	1
92	Robertson, T.	DNP	DNP	DNP	DNP	DNP	DNP	IA	IA	IA	IA	P	P	IA	DNP	P	IA	4	0	6	6
23	Robinson, D.	CB	CB	CB	CB	CB	CB	CB	CB	CB	CB	CB	CB	CB	CB	CB	CB	16	16	0	0
22	Rodgers, J.	P	P	P	P	P	P	P	P	P	P	P	P	P	P	P	P	16	0	0	0
2	Ryan, M.	QB	QB	QB	QB	QB	QB	QB	QB	QB	QB	QB	QB	QB	QB	QB	QB	16	16	0	0
22	Samuel, A.	CB	CB	CB	CB	CB	CB	CB	CB	CB	CB	CB	CB	DNP	CB	CB	CB	15	15	1	0
90	Sidbury, L.	IA	P	P	P	P	P	P	P	P	DNP	IA	IA	IA	IA	P	P	10	0	1	5
35	Smith, A.	P	P	IA	IA	P	IA	P	P	P	P	P	P	P	P	P	P	13	0	0	3
44	Snelling, J.	P	P	P	FB	FB	P	P	P	P	P	P	P	P	P	P	P	16	2	0	0
17	Toone, T.										DNP	IA	IA	IA	IA	IA	DNP	0	0	2	5
33	Turner, M.	RB	RB	RB	RB	RB	RB	RB	RB	RB	RB	RB	RB	RB	RB	RB	RB	16	16	0	0
99	Walker, V.	P	P	P	P	P	P	DT	LE	DT	P	LE	DT	DT	DT	DT	DT	16	9	0	0
56	Weatherspoon, S.	OLB	OLB	OLB	OLB	OLB	OLB	OLB	IA	IA	IA	OLB	OLB	OLB	OLB	OLB	OLB	13	13	0	3
84	White, R.	WR	P	WR	WR	WR	WR	WR	WR	WR	WR	WR	WR	WR	WR	WR	WR	16	15	0	0

KEY: Position - start, P - played, IA - inactive, DNP - did not play, IR - injured reserve, SP - suspended by NFL



## OFFENSIVE &amp; DEFENSIVE STARTERS

OFFENSE		WR	LT	LG	C	RG	RT	TE	WR	QB	RB	FB
9/9	@KC	R. White	S. Baker	J. Blalock	T. McClure	G. Reynolds	T. Clabo	T. Gonzalez	J. Jones	M. Ryan	M. Turner	M. Palmer (TE)
9/17	DEN	M. Johnson	S. Baker	J. Blalock	T. McClure	G. Reynolds	T. Clabo	T. Gonzalez	M. Palmer	M. Ryan	M. Turner	M. Palmer
10/7	@SD	R. White	S. Baker	J. Blalock	T. McClure	G. Reynolds	T. Clabo	T. Gonzalez	J. Jones	M. Ryan	M. Turner	L. Polite
9/30	CAR	R. White	S. Baker	J. Blalock	T. McClure	G. Reynolds	T. Clabo	T. Gonzalez	J. Jones	M. Ryan	M. Turner	J. Snelling
10/7	@WSH	R. White	S. Baker	J. Blalock	T. McClure	G. Reynolds	T. Clabo	T. Gonzalez	J. Jones	M. Ryan	M. Turner	J. Snelling
10/14	OAK	R. White	S. Baker	J. Blalock	T. McClure	G. Reynolds	T. Clabo	T. Gonzalez	J. Jones	M. Ryan	M. Turner	L. Polite
10/28	@PHI	R. White	S. Baker	J. Blalock	T. McClure	P. Konz	T. Clabo	T. Gonzalez	J. Jones	M. Ryan	M. Turner	L. Polite
11/4	DAL	R. White	S. Baker	J. Blalock	T. McClure	P. Konz	T. Clabo	T. Gonzalez	J. Jones	M. Ryan	M. Turner	L. Polite
11/11	@NO	R. White	S. Baker	J. Blalock	T. McClure	P. Konz	T. Clabo	T. Gonzalez	J. Jones	M. Ryan	M. Turner	M. Cox
11/18	ARZ	R. White	S. Baker	J. Blalock	T. McClure	P. Konz	T. Clabo	T. Gonzalez	J. Jones	M. Ryan	M. Turner	H. Douglas (WR)
11/25	@TB	R. White	S. Baker	J. Blalock	T. McClure	P. Konz	T. Clabo	T. Gonzalez	J. Jones	M. Ryan	M. Turner	M. Cox
11/29	NO	R. White	S. Baker	J. Blalock	T. McClure	P. Konz	T. Clabo	T. Gonzalez	J. Jones	M. Ryan	M. Turner	M. Cox
12/9	@CAR	R. White	S. Baker	J. Blalock	T. McClure	P. Konz	T. Clabo	T. Gonzalez	J. Jones	M. Ryan	M. Turner	M. Cox
12/16	NYG	R. White	S. Baker	J. Blalock	T. McClure	P. Konz	T. Clabo	T. Gonzalez	J. Jones	M. Ryan	M. Turner	M. Cox
12/22	@DET	R. White	S. Baker	J. Blalock	T. McClure	P. Konz	T. Clabo	T. Gonzalez	J. Jones	M. Ryan	M. Turner	M. Cox
12/28	TB	R. White	S. Baker	J. Blalock	T. McClure	P. Konz	T. Clabo	T. Gonzalez	J. Jones	M. Ryan	M. Turner	M. Cox
DEFENSE		LE	DT	DT	RE	OLB	MLB	OLB	LCB	RCB	S	S
9/9	@KC	K. Biermann	J. Babineaux	P. Jerry	J. Abraham	S. Nicholas	D. Robinson	S. Weatherspoon	A. Samuel	B. Grimes	W. Moore	T. DeCoud
9/17	DEN	K. Biermann	J. Babineaux	P. Jerry	J. Abraham	S. Nicholas	C. Owens	S. Weatherspoon	A. Samuel	D. Robinson	W. Moore	T. DeCoud
9/23	@SD	R. Edwards	J. Babineaux	P. Jerry	J. Abraham	S. Nicholas	A. Dent	S. Weatherspoon	A. Samuel	D. Robinson	W. Moore	T. DeCoud
9/30	CAR	R. Edwards	J. Babineaux	P. Jerry	J. Abraham	S. Nicholas	A. Dent	S. Weatherspoon	A. Samuel	D. Robinson	W. Moore	T. DeCoud
10/7	@WSH	R. Edwards	J. Babineaux	P. Jerry	J. Abraham	S. Nicholas	A. Dent	S. Weatherspoon	A. Samuel	D. Robinson	W. Moore	T. DeCoud
10/14	OAK	R. Edwards	J. Babineaux	P. Jerry	J. Abraham	M. Peterson	A. Dent	S. Weatherspoon	A. Samuel	D. Robinson	W. Moore	T. DeCoud
10/28	@PHI	K. Biermann	J. Babineaux	P. Jerry	V. Walker	S. Nicholas	A. Dent	S. Weatherspoon	A. Samuel	D. Robinson	W. Moore	T. DeCoud
11/4	DAL	V. Walker	J. Babineaux	P. Jerry	J. Abraham	S. Nicholas	A. Dent	M. Peterson	A. Samuel	D. Robinson	W. Moore	T. DeCoud
11/11	@NO	J. Babineaux	V. Walker	C. Peters	J. Abraham	S. Nicholas	A. Dent	R. McClain (CB)	A. Samuel	D. Robinson	W. Moore	T. DeCoud
11/18	ARZ	P. Jerry	J. Babineaux	C. Peters	J. Abraham	S. Nicholas	A. Dent	M. Peterson	A. Samuel	D. Robinson	W. Moore	T. DeCoud
11/25	@TB	V. Walker	J. Babineaux	C. Peters	J. Abraham	S. Nicholas	A. Dent	S. Weatherspoon	A. Samuel	D. Robinson	W. Moore	T. DeCoud
11/29	NO	J. Babineaux	V. Walker	C. Peters	J. Abraham	S. Nicholas	A. Dent	S. Weatherspoon	A. Samuel	D. Robinson	W. Moore	T. DeCoud
12/9	@CAR	C. Peters	J. Babineaux	V. Walker	J. Abraham	S. Nicholas	A. Dent	S. Weatherspoon	R. McClain	D. Robinson	C. Hope	T. DeCoud
12/16	NYG	C. Peters	J. Babineaux	V. Walker	J. Abraham	S. Nicholas	A. Dent	S. Weatherspoon	A. Samuel	D. Robinson	C. Hope	T. DeCoud
12/22	@DET	J. Babineaux	C. Peters	V. Walker	J. Abraham	S. Nicholas	A. Dent	S. Weatherspoon	A. Samuel	D. Robinson	C. Hope	T. DeCoud
12/28	TB	J. Babineaux	C. Peters	V. Walker	J. Abraham	S. Nicholas	A. Dent	S. Weatherspoon	A. Samuel	D. Robinson	C. Hope	T. DeCoud



## GAME-BY-GAME STATS

OFFENSE	1 <sup>ST</sup> DOWNS				3 <sup>RD</sup> D.	TOT. OFF.		RUSH.		PASSING				PENAL.	FUM.	PUNT.	T.O.P
	T	R	P	PN	PCT.	PLAYS	YDS	ATT	YDS	NET	SCK	GROSS	ATT-CP-TD-INT	NO-YDS	NO-LST	NO-AVG	
@KC	21	4	17	0	50.0	55	376	23	84	292	1/7	299	31 - 23 - 3 - 0	2-12	0-0	1-52.0	28:05
DEN	22	3	15	4	38.0	65	275	28	67	208	1/11	219	36 - 24 - 2 - 0	8-72	0-0	6-42.0	32:40
@SD	25	5	18	2	62.0	68	384	26	119	265	2/10	275	40 - 30 - 3 - 1	2-15	0-0	5-44.6	36:14
CAR	24	6	14	4	38.0	66	426	19	121	305	7/64	369	40 - 25 - 3 - 1	2-15	0-0	5-47.0	29:54
@WSH	28	5	21	2	53.0	81	421	28	83	338	1/7	345	52 - 34 - 2 - 1	2-13	1-1	6-48.8	37:01
OAK	16	3	11	2	22.0	53	286	15	45	241	1/8	249	37 - 24 - 1 - 3	2-25	0-0	4-52.8	23:34
@PHI	24	6	14	4	54.0	68	392	37	146	246	2/16	262	29 - 22 - 3 - 0	6-40	1-0	2-26.0	32:55
DAL	21	3	16	2	50.0	63	453	26	123	330	3/12	342	34 - 24 - 0 - 0	2-15	1-0	2-40.0	32:43
@NO	25	3	20	2	50.0	70	454	18	46	408	1/3	411	52 - 34 - 3 - 1	6-53	0-0	3-46.7	32:35
ARZ	20	4	15	1	44.0	71	354	24	58	296	1/5	301	46 - 28 - 0 - 5	5-35	2-1	4-51.3	32:41
@TB	20	6	13	1	62.0	57	424	24	79	345	1/8	353	32 - 26 - 1 - 1	2-15	1-1	1-45.0	29:22
NO	15	8	7	0	9.0	57	283	23	124	159	1/6	165	33 - 18 - 1 - 0	5-25	1-1	6-53.2	26:16
@CAR	26	2	23	1	25.0	62	362	11	35	327	2/15	342	49 - 34 - 2 - 1	3-15	0-0	4-42.0	24:13
NYG	22	6	16	0	69.0	67	394	38	129	265	1/5	270	28 - 23 - 3 - 0	3-30	0-0	2-50.0	38:57
@DET	19	4	15	0	55.0	55	344	22	73	271	1/8	279	32 - 25 - 4 - 0	3-20	0-0	4-41.8	28:52
TB	15	2	12	1	21.0	62	278	16	65	213	2/25	238	44 - 28 - 1 - 0	2-15	0-0	7-43.6	27:55

DEFENSE	1 <sup>ST</sup> DOWNS				3 <sup>RD</sup> D.	TOT. OFF.		RUSH.		PASSING				PENAL.	FUM.	PUNT.	T.O.P
	T	R	P	PN	PCT.	PLAYS	YDS	ATT	YDS	NET	SCK	GROSS	ATT-CP-TD-INT	NO-YDS	NO-LST	NO-AVG	
@KC	22	9	13	0	69.0	69	393	33	152	241	3/17	258	33 - 21 - 1 - 2	2-25	1-1	1-47.0	31:55
DEN	24	9	12	3	33.3	67	336	27	118	218	3/23	241	37 - 24 - 1 - 3	10-96	1-1	5-50.2	27:20
@SD	15	6	9	0	45.0	56	280	17	116	164	1/9	173	38 - 21 - 0 - 2	4-17	2-2	4-51.5	23:46
CAR	21	11	10	0	36.0	63	404	35	199	205	3/10	215	25 - 15 - 2 - 0	9-64	3-1	6-45.2	30:06
@WSH	12	6	6	0	11.0	48	316	21	129	187	3/15	202	24 - 15 - 1 - 2	4-20	0-0	6-42.3	22:59
OAK	22	6	15	1	38.0	68	474	32	149	325	3/28	353	33 - 23 - 1 - 1	12-110	2-2	5-48.2	36:26
@PHI	20	9	10	1	46.0	62	270	24	92	178	3/13	191	35 - 21 - 1 - 0	6-57	2-0	3-48.0	27:05
DAL	18	3	14	1	30.0	65	377	18	65	312	1/9	321	35 - 25 - 1 - 0	7-50	0-0	4-45.5	27:17
@NO	21	4	17	0	40.0	62	440	29	148	292	1/6	298	32 - 21 - 3 - 1	5-35	0-0	5-50.0	27:25
ARZ	7	4	3	0	13.0	56	178	26	137	41	3/29	70	27 - 11 - 0 - 0	5-43	1-1	8-50.9	27:19
@TB	16	4	12	0	40.0	54	326	21	50	276	2/8	284	31 - 20 - 0 - 0	5-24	0-0	2-50.0	30:38
NO	24	4	18	2	50.0	74	436	23	101	335	1/6	341	50 - 28 - 0 - 5	5-30	0-0	4-50.0	30:38
@CAR	23	10	12	1	60.0	68	475	32	195	280	1/7	287	35 - 23 - 2 - 0	3-10	1-0	2-44.0	35:47
NYG	10	4	5	1	40.0	47	256	21	97	159	1/2	161	25 - 13 - 0 - 2	2-25	1-1	2-55.0	21:03
@DET	25	4	21	0	36.0	78	522	22	79	443	0/0	443	56 - 37 - 0 - 1	2-20	2-2	2-41.0	31:08
TB	18	6	12	0	44.0	65	366	30	144	222	0/0	222	35 - 19 - 1 - 1	2-15	0-0	5-50.2	32:05



GAME-BY-GAME STATS, PASSING

PASSING

MATT RYAN

LUKE MCCOWN

GAME	ATL	OPP	ATT	CMP	CMP%	GROSS	NET	LG	TD	INT	RATE	ATT	CMP	CMP%	GROSS	NET	LG	TD	INT	RATE
@KC	40	24	31	23	74.2	299	292	31	3	0	136.4									DID NOT PLAY
DEN	27	21	36	24	66.7	219	208	21	2	0	101.5									DID NOT PLAY
@SD	27	3	40	30	75.0	275	265	29	3	1	107.8	0	0	0.0	0	0	0	0	0	0.0
CAR	30	28	40	25	62.5	369	305	60	t	3	1	107.2								DID NOT PLAY
@WSH	24	17	52	34	65.4	345	338	29	2	1	89.0									DID NOT PLAY
OAK	23	20	37	24	64.9	249	241	26	1	3	59.4									DID NOT PLAY
@PHI	30	17	29	22	75.9	262	246	63	t	3	0	137.4								DID NOT PLAY
DAL	19	13	34	24	70.6	342	330	48	0	0	102.8									DID NOT PLAY
@NO	27	31	52	34	65.4	411	408	52	3	1	100.7									DID NOT PLAY
ARZ	23	19	46	28	60.9	301	296	37	0	5	40.5									DID NOT PLAY
@TB	24	23	32	26	81.3	353	345	80	t	1	1	110.0								DID NOT PLAY
NO	23	13	33	18	54.5	165	159	20	1	0	78.5									DID NOT PLAY
@CAR	20	30	49	34	69.4	342	327	21	2	1	94.1									DID NOT PLAY
NYG	34	0	28	23	82.1	270	265	40	3	0	142.6	0	0	0.0	0	0	0	0	0	0.0
@DET	31	18	32	25	78.1	279	271	44	4	0	142.6									DID NOT PLAY
TB	17	22	44	28	63.6	238	213	28	1	0	85.2									DID NOT PLAY
Totals	419	299	615	422	68.6	4,719	4,509	80	t	32	14	99.1	0	0	0.0	0	0	0	0	0.0



## GAME-BY-GAME STATS, RECEIVING

RECEIVING		CHASE COFFMAN					MIKE COX					DREW DAVIS					HARRY DOUGLAS				
GAME	ATL OPP	REC	YDS	AVG	LG	TD	REC	YDS	AVG	LG	TD	REC	YDS	AVG	LG	TD	REC	YDS	AVG	LG	TD
@KC	40 24											0	0	0.0	0	0	3	32	10.7	19	0
DEN	27 21											0	0	0.0	0	0	3	27	9.0	10	0
@SD	27 3											0	0	0.0	0	0	2	13	6.5	10	0
CAR	30 28											0	0	0.0	0	0	1	6	6.0	6	0
@WSH	24 17											0	0	0.0	0	0	2	34	17.0	19	0
OAK	23 20											0	0	0.0	0	0	5	37	7.4	20	0
@PHI	30 17											2	30	15.0	15	1	INACTIVE				
DAL	19 13											0	0	0.0	0	0	0	0	0.0	0	0
@NO	27 31						0	0	0.0	0	0	0	0	0.0	0	0	4	49	12.3	23	0
ARZ	23 19	0	0	0.0	0	0	0	0	0.0	0	0	1	4	4.0	4	0	5	48	9.6	26	0
@TB	24 23	0	0	0.0	0	0	0	0	0.0	0	0	0	0	0.0	0	0	2	11	5.5	6	0
NO	23 13	0	0	0.0	0	0	1	8	8.0	8	0	0	0	0.0	0	0	0	0	0.0	0	0
@CAR	20 30	1	11	11.0	11	0	0	0	0.0	0	0	1	6	6.0	6	0	2	29	14.5	19	0
NYG	34 0	INACTIVE					1	11	11.0	11	0	0	0	0.0	0	0	3	83	27.7	37	0
@DET	31 18	INACTIVE					0	0	0.0	0	0	0	0	0.0	0	0	2	6	3.0	5	0
TB	17 22	0	0	0.0	0	0	1	3	3.0	3	0	0	0	0.0	0	0	4	21	5.3	10	1
Totals	419 299	1	11	11.0	11	0	3	22	7.3	11	0	4	40	10.0	15	1	38	396	10.4	37	1

RECEIVING		TOMMY GALLARDA					TONY GONZALEZ					MIKE JOHNSON					JULIO JONES				
GAME	ATL OPP	REC	YDS	AVG	LG	TD	REC	YDS	AVG	LG	TD	REC	YDS	AVG	LG	TD	REC	YDS	AVG	LG	TD
@KC	40 24	0	0	0.0	0	0	5	53	10.6	25	1	0	0	0.0	0	0	6	108	18.0	31	2
DEN	27 21	0	0	0.0	0	0	7	70	10.0	16	1	0	0	0.0	0	0	4	14	6.5	6	0
@SD	27 3	0	0	0.0	0	0	9	91	10.1	15	1	0	0	0.0	0	0	5	67	13.4	29	1
CAR	30 28	0	0	0.0	0	0	5	51	10.2	14	0	0	0	0.0	0	0	1	30	30.0	30	0
@WSH	24 17	1	7	7.0	7	0	13	123	9.5	21	1	0	0	0.0	0	0	10	94	9.4	29	1
OAK	23 20	0	0	0.0	0	0	4	42	10.5	13	0	0	0	0.0	0	0	4	63	15.8	25	0
@PHI	30 17	0	0	0.0	0	0	3	29	9.7	11	0	0	0	0.0	0	0	5	123	24.6	63	1
DAL	19 13	0	0	0.0	0	0	4	36	9.0	15	0	0	0	0.0	0	0	5	129	25.8	48	0
@NO	27 31	0	0	0.0	0	0	11	122	11.1	19	2	1	1	1.0	1	1	4	75	18.8	52	0
ARZ	23 19	INJURED RESERVE					3	33	11.0	12	0	0	0	0.0	0	0	3	33	11.0	20	0
@TB	24 23	INJURED RESERVE					5	62	12.4	20	0	0	0	0.0	0	0	6	147	24.5	80	1
NO	23 13	INJURED RESERVE					4	58	14.5	18	1	0	0	0.0	0	0	5	48	9.6	18	0
@CAR	20 30	INJURED RESERVE					8	61	7.6	16	0	0	0	0.0	0	0	5	66	13.2	21	1
NYG	34 0	INJURED RESERVE					6	49	8.2	12	1	0	0	0.0	0	0	6	74	12.3	40	2
@DET	31 18	INJURED RESERVE					1	9	9.0	9	0	0	0	0.0	0	0	7	71	10.1	16	1
TB	17 22	INJURED RESERVE					5	41	8.2	15	0	0	0	0.0	0	0	3	56	18.7	28	0
Totals	419 299	1	7	7.0	7	0	93	930	10.0	25	8	1	1	1.0	1	1	79	1,198	15.2	80	10



RECEIVING		MICHAEL PALMER					LOUSAKA POLITE					JACQUIZZ RODGERS					JASON SNELLING				
GAME	ATL OPP	REC	YDS	AVG	LG	TD	REC	YDS	AVG	LG	TD	REC	YDS	AVG	LG	TD	REC	YDS	AVG	LG	TD
												REC YDS AVG LG TD									
@KC	40 24	1	6	6.0	6	0	0	0	0.0	0	0	2	13	6.5	7	0	0	0	0.0	0	0
DEN	27 21	0	0	0.0	0	0	0	0	0.0	0	0	0	0	0.0	0	0	1	6	6.0	6	0
@SD	27 3	1	1	1.0	1	0	0	0	0.0	0	0	5	35	7.0	11	1	1	12	12.0	12	0
CAR	30 28	INACTIVE					INACTIVE					4	40	10.0	15	0	3	5	1.7	5	0
@WSH	24 17	INACTIVE					INACTIVE					1	8	8.0	8	0	1	9	9.0	9	0
OAK	23 20	INACTIVE					1	8	8.0	8	0	3	21	7.0	9	0	0	0	0.0	0	0
@PHI	30 17	0	0	0.0	0	0	0	0	0.0	0	0	5	20	4.0	5	0	3	16	5.3	8	1
DAL	19 13	1	5	5.0	5	0	0	0	0.0	0	0	4	53	13.3	31	0	3	1	0.3	2	0
@NO	27 31	1	5	5.0	5	0						4	33	8.3	15	0	2	12	6.0	6	0
ARZ	23 19	0	0	0.0	0	0						5	35	7.0	17	0	3	25	8.3	13	0
@TB	24 23	0	0	0.0	0	0						2	30	15.0	32	0	3	33	11.0	14	0
NO	23 13	0	0	0.0	0	0						2	-4	-2.0	2	0	4	28	7.0	15	0
@CAR	20 30	1	4	4.0	4	0						6	43	7.2	9	0	1	5	5.0	5	0
NYG	34 0	0	0	0.0	0	0						1	14	14.0	14	0	3	14	4.7	14	0
@DET	31 18	1	1	1.0	1	1						1	11	11.0	11	0	1	12	12.0	12	0
TB	17 22	0	0	0.0	0	0						8	50	6.3	13	0	2	25	12.5	16	0
Totals	419 299	6	22	3.7	6	1	1	8	8.0	8	0	53	402	7.6	32	1	31	203	6.5	16	1

RECEIVING		MICHAEL TURNER				RODDY WHITE					
GAME	ATL OPP	REC	YDS	AVG	LG	TD	REC	YDS	AVG	LG	TD
@KC	40 24	0	0	0.0	0	0	6	87	14.5	26	0
DEN	27 21	1	0	0.0	0	0	8	102	12.8	21	1
@SD	27 3	2	1	0.5	1	0	5	55	11.0	19	0
CAR	30 28	3	68	22.7	60	1	8	169	21.1	59	2
@WSH	24 17	2	2	1.0	5	0	4	68	17.0	20	0
OAK	23 20	1	6	6.0	6	0	6	72	12.0	26	1
@PHI	30 17	1	6	6.0	6	0	3	38	12.7	14	0
DAL	19 13	0	0	0.0	0	0	7	118	16.9	26	0
@NO	27 31	0	0	0.0	0	0	7	114	16.3	49	0
ARZ	23 19	0	0	0.0	0	0	8	123	15.4	37	0
@TB	24 23	3	13	4.3	8	0	5	57	11.4	29	0
NO	23 13	1	7	7.0	7	0	1	20	20.0	20	0
@CAR	20 30	0	0	0.0	0	0	9	117	13.0	18	1
NYG	34 0	1	9	9.0	9	0	2	16	8.0	11	0
@DET	31 18	4	16	4.0	12	0	8	153	19.1	44	2
TB	17 22	0	0	0.0	0	0	5	42	8.4	14	0
Totals	419 299	19	128	6.7	60	1	92	1,351	14.7	59	7





## GAME-BY-GAME STATS, RECEIVING

RUSHING		HARRY DOUGLAS					JULIO JONES					LUKE MCCOWN					JACQUIZZ RODGERS				
GAME	ATL OPP	ATT	YDS	AVG	LG	TD	ATT	YDS	AVG	LG	TD	ATT	YDS	AVG	LG	TD	ATT	YDS	AVG	LG	TD
@KC	40 24	0	0	0.0	0	0	0	0	0.0	0	0	0	0	0.0	0	0	7	22	3.1	6	0
DEN	27 21	0	0	0.0	0	0	1	1	1.0	1	0	0	0	0.0	0	0	3	3	1.0	2	0
@SD	27 3	0	0	0.0	0	0	0	0	0.0	0	0	0	0	0.0	0	0	10	32	3.2	9	0
CAR	30 28	0	0	0.0	0	0	0	0	0.0	0	0	0	0	0.0	0	0	6	18	3.0	5	0
@WSH	24 17	1	5	5.0	5	0	1	1	1.0	1	0	0	0	0.0	0	0	3	4	1.3	2	0
OAK	23 20	0	0	0.0	0	0	0	0	0.0	0	0	0	0	0.0	0	0	2	-2	-1.0	0	0
@PHI	30 17	INACTIVE					1	9	9.0	9	0	0	0	0.0	0	0	8	60	7.5	43	0
DAL	19 13	0	0	0.0	0	0	1	8	8.0	8	0	0	0	0.0	0	0	3	0	0.0	3	0
@NO	27 31	0	0	0.0	0	0	0	0	0.0	0	0	0	0	0.0	0	0	3	29	9.7	18	0
ARZ	23 19	0	0	0.0	0	0	0	0	0.0	0	0	0	0	0.0	0	0	5	16	3.2	6	0
@TB	24 23	0	0	0.0	0	0	0	0	0.0	0	0	0	0	0.0	0	0	10	49	4.9	20	1
NO	23 13	0	0	0.0	0	0	0	0	0.0	0	0	0	0	0.0	0	0	8	43	5.4	14	0
@CAR	20 30	0	0	0.0	0	0	0	0	0.0	0	0	0	0	0.0	0	0	4	21	5.3	6	0
NYG	34 0	1	-1	-1.0	-1	0	1	18	18.0	18	0	2	-3	-1.5	-1	0	11	25	2.3	6	0
@DET	31 18	0	0	0.0	0	0	1	-7	-7.0	-7	0	0	0	0.0	0	0	6	14	2.3	5	0
TB	17 22	0	0	0.0	0	0	0	0	0.0	0	0	0	0	0.0	0	0	5	28	5.6	16	0
<b>Totals</b>	<b>419 299</b>	<b>2</b>	<b>4</b>	<b>2.0</b>	<b>5</b>	<b>0</b>	<b>6</b>	<b>30</b>	<b>5.0</b>	<b>18</b>	<b>0</b>	<b>2</b>	<b>-3</b>	<b>-1.5</b>	<b>-1</b>	<b>0</b>	<b>94</b>	<b>362</b>	<b>3.9</b>	<b>43</b>	<b>1</b>

RUSHING		MATT RYAN					JASON SNELLING					MICHAEL TURNER									
GAME	ATL OPP	ATT	YDS	AVG	LG	TD	ATT	YDS	AVG	LG	TD	ATT	YDS	AVG	LG	TD	ATT	YDS	AVG	LG	TD
@KC	40 24	3	25	8.3	11	1	2	5	2.5	3	0	11	32	2.9	11	0					
DEN	27 21	6	19	3.2	7	0	1	2	2.0	2	0	17	42	2.5	15	1					
@SD	27 3	1	4	4.0	4	0	1	3	3.0	3	0	14	80	5.7	25	1					
CAR	30 28	0	0	0.0	0	0	0	0	0.0	0	0	13	103	7.9	27	0					
@WSH	24 17	4	4	1.0	6	0	1	2	2.0	2	0	18	67	3.7	13	1					
OAK	23 20	1	15	15.0	15	0	1	-1	-1.0	-1	0	11	33	3.0	9	0					
@PHI	30 17	3	18	6.0	10	0	1	1	1.0	1	0	24	58	2.4	11	0					
DAL	19 13	1	8	8.0	8	0	1	5	5.0	5	0	20	102	5.1	43	1					
@NO	27 31	2	2	1.0	1	0	0	0	0.0	0	0	13	15	1.2	9	0					
ARZ	23 19	3	-3	-1.0	-1	0	1	-1	-1.0	-1	0	15	46	3.1	10	1					
@TB	24 23	1	13	13.0	13	0	0	0	0.0	0	0	13	17	1.3	9	1					
NO	23 13	3	-2	-0.7	0	0	0	0	0.0	0	0	12	83	6.9	35	1					
@CAR	20 30	0	0	0.0	0	0	0	0	0.0	0	0	7	14	2.0	5	1					
NYG	34 0	1	-1	-1.0	-1	0	6	39	6.5	11	0	16	52	3.3	14	1					
@DET	31 18	2	25	12.5	16	0	0	0	0.0	0	0	13	41	3.2	22	0					
TB	17 22	2	11	5.5	6	0	3	8	2.7	7	0	6	18	3.0	17	1					
<b>Totals</b>	<b>419 299</b>	<b>34</b>	<b>141</b>	<b>4.1</b>	<b>16</b>	<b>1</b>	<b>18</b>	<b>63</b>	<b>3.5</b>	<b>11</b>	<b>0</b>	<b>222</b>	<b>800</b>	<b>3.6</b>	<b>43</b>	<b>10</b>					



## SACKS &amp; INTERCEPTIONS

Player	@KC	DEN	@SD	CAR	@WSH	OAK	@PHI	DAL	@NO	ARZ	@TB	NO	@CAR	NYG	@DET	TB	Total
<b>SACKS</b>	9/9	9/17	9/23	9/30	10/7	10/14	10/28	11/4	11/11	11/18	11/25	11/29	12/9	12/16	12/22	12/30	Total
J. Abraham	1/8		1/9	1/5	.5/3.5	3/28	1/4			2/15		1/6					10/75
J. Babineaux	1/1	1/2			1/6		1/7	1/9									3.5/15.5
K. Biermann											1/1			1/2			4/16
W. Moore		1/13															1/13
D. Robinson					.5/3.5						1/7						1.5/10.5
V. Walker		1/8		1/5	1/2								1/7				3/20
S. Weatherspoon	1/8			1/0			1/2										3/10
T. DeCoud																	1/2
S. Nicholas									1/6	1/14							2/20
Team Totals	3/17	3/23	1/9	3/10	3/15	3/28	3/13	1/9	1/6	3/29	2/8	1/6	1/7	1/2	0/0	0/0	29/182

Player	@KC	DEN	@SD	CAR	@WSH	OAK	@PHI	DAL	@NO	ARZ	@TB	NO	@CAR	NYG	@DET	TB	Total
<b>INTS</b>	9/9	9/17	9/23	9/30	10/7	10/14	10/28	11/4	11/11	11/18	11/25	11/29	12/9	12/16	12/22	12/30	Total
T. DeCoud		1/15	2/-2		1/24							1/0		1/5			6/42
R. McClain		1/32															1/32
W. Moore	1/2	1/33										2/16					4/51
S. Nicholas	1/3																1/3
D. Robinson					1/4												1/4
A. Samuel						1/79			1/13					1/6	1/1	1/11	5/110
S. Weatherspoon												1/6					1/6
J. Babineaux												1/-2					1/-2
Team Totals	2/5	3/80	2/-2	0/0	2/28	1/79	0/0	0/0	1/13	0/0	0/0	5/20	0/0	2/11	1/1	1/11	20/246

# RISE UP



## RECORDS & RESULTS



# TEAM RECORDS

## ATLANTA FALCONS ALL/TIME RECORDS

Total Regular Season Games Played: 720

Regular Season Record: 312-402-6 (47 seasons)

**Home:** (186-173-2)

**Away:** (126-229-4)

Playoff Gms. Played: 19 (7 home, 11 away, 1 neut.)

Playoff Rec.: 7-12 (4-3 home, 3-8 away, 0-1 neutral)

### Most Games Won, Season:

16	(14 regular — 2 playoff)	1998
13	(all regular season)	2012
13	(all regular season)	2010
12	(all regular season)	1980
12	(11 regular — 1 playoff)	2004

### Best Winning Percentage, Overall Season:

.842 (16-3) ..... 1998

Best Win. Per., Reg. Season: .875 (14-2) . . 1998

Playoff Berths: ..... 12 (1978, '80, '82, '91, '95, '98, '02,  
..... '04, '08, '10, '11, '12)

Division Titles: 4 ..... 1980, '98, '04, '10  
Conference Championships: 1 ..... 1998

## CONSECUTIVES

### Most Consecutive Wins

9	..... (1998)
9	..... (1980)

### Most Consecutive Home Wins

10 ..... (2 in 1997, 8 in 1998)

### Most Consecutive Road Wins

6 ..... (1980)

## ATTENDANCE

### Home Season, (10 games)

703,423	..... (1992)
703,361	..... (2006)
701,556	..... (2005)

### Largest Attendance, Home Game

71,151	..... (10/22/06 vs. Pitt.)
71,102	..... (12/16/06 vs. Dal.)
71,079	..... (10/9/05 vs. N. E.)

### Largest Attendance, Away Game

86,436 ..... (12/3/06 at Was., FedEx Field)

### Consecutive Sellouts, Home (Regular Season)

43 ..... (2002-07)

## Largest Margin of Victory

55	at N.O., 62-7	..... (9/16/73)
41	at Car., 41-0	..... (11/24/02)
41	at S.D., 41-0	..... (10/21/73)

## LARGEST MARGIN OF LOSSES

59	at LA Rams, 0-59	..... (12/4/76)
----	------------------	-----------------

## BIGGEST COMEBACKS

21	vs. G.B.	..... (11/27/83)
	Down 21-0, Won 47-41-OT	
21	at NYJ.	..... (10/23/83)
	Down 21-0, Won 27-21	
18	at Stl.	..... (11/9/80)
	Down 24-6, Won 33-27 OT	

## LONGEST GAME PLAYED

4:23	S.F.	..... (10/6/85)
------	------	-----------------

## SHORTEST GAME PLAYED

2:16	at N.E.	..... (9/24/72)
------	---------	-----------------

## SCORING

### Most Points, Season

442	..... (1998)
426	..... (1981)
419	..... (2012)

### Most Points, Game

62	at N.O. (7)	..... (9/16/73)
51	vs. Car. (23)	..... (10/4/98)
48	vs. Chi. (31)	..... (11/16/69)

### Most Points, First Half

35	at S.F.	..... (10/11/09)
----	---------	------------------

### Most Points, Second Half

38	at N.O.	..... (9/16/73)
----	---------	-----------------

### Most Points, One Quarter

33	vs. T.B., (2nd Qtr)	..... (11/17/91)
----	---------------------	------------------

### Most Points, Each Quarter

<b>1st:</b>	21, Five Times	
	Last vs. Det.	..... (9/7/08)
<b>2nd:</b>	33 vs. T.B.	..... (11/17/91)
<b>3rd:</b>	24 at N.O.	..... (10/19/80)
<b>4th:</b>	31 at G.B.	..... (9/13/81)

### Most Points, Both Teams, Game

90	Atlanta (33) vs. Pitt. (57)	..... (12/18/66)
88	Atlanta (47) at G.B. (41)	..... (11/27/83)
85	Atlanta (44) vs. Sea. (41)	..... (12/30/07)

### Most Points, Both Teams, By Quarter

<b>1st:</b>	34 Atlanta (13) at LA Rai. (21)	..... (11/30/75)
<b>2nd:</b>	41 Atlanta (20) at N.O. (21)	..... (9/2/79)
<b>3rd:</b>	35 Atlanta (14) vs. Pitt. (21)	..... (12/18/66)
<b>4th:</b>	43 Atlanta (28) vs. Car. (15)	..... (11/23/08)

**Most Touchdowns, Season**

53	.....	(1998)
52	.....	(1981)
50	.....	(1980)

**Most Touchdowns, Game**

8	at N.O.	.....	(9/16/73)
---	---------	-------	-----------

**Most Touchdowns, Both Teams, Game**

12	Atlanta (5) vs. Pitt. (7)	.....	(12/18/66)
----	---------------------------	-------	------------

**Most PATs, Season**

51	.....	(1998)
51	.....	(1981)

**Most PATs, Game**

8	at N.O.	.....	(9/16/73)
---	---------	-------	-----------

**Most Two-Point Conversions, Season**

4	(4 for 4)	.....	(2005)
---	-----------	-------	--------

**Most FG's, Season**

33	(38 att.)	.....	(2012)
33	(40 att.)	.....	(1995)
32	(40 att.)	.....	(2002)

**Most FG's Made, Game**

6	at N.O.	.....	(11/13/94)
---	---------	-------	------------

**Most FG's Made, Both Teams**

8	Atlanta (6) at N.O.(2)	.....	(11/13/94)
---	------------------------	-------	------------

**Most FG's Attempted, Game**

6	vs. Chi, (5 made)	.....	(10/12/08)
6	vs. Ari, (6 made)	.....	(10/1/06)

**Most FG's Attempted, Both Teams**

10	Atlanta (3) vs. Stl. (7)	.....	(12/11/66)
----	--------------------------	-------	------------

**Most Consecutive Games Scored In**

160	.....	(1993-2003)
-----	-------	-------------

**FIRST DOWNS****Most First Downs, Season**

353	.....	(2010)
349	.....	(2011)
342	.....	(2012)

**Most First Downs, Game**

35	vs. N.O.(OT)	.....	(1979)
33	vs. Ari.	.....	(2010)

**Most First Downs, Both Teams**

58	Atlanta (35) at N.O. (23) (OT)	..	(9/2/79)
----	--------------------------------	----	----------

**Most First Downs, Rushing, Season**

149	.....	(1986)
149	.....	(1985)

**Most First Downs, Rushing, Game**

19	.....	vs. N.O. (10/24/71)
----	-------	---------------------

**Most First Downs, Passing, Season**

246	.....	(2012)
218	.....	(1994)
216	.....	(1995)

**Most First Downs, Passing, Game**

22	.....	at Car. (12/9/12)
22	.....	vs. Det.(11/5/95)

**Most First Downs, Penalty, Season**

42	.....	(2010)
----	-------	--------

**Most First Downs, Penalty, Game**

8	.....	vs. Ari (9/19/10)
---	-------	-------------------

**TOTAL YARDS****Most Net Yards Gained, Season**

6,026	.....	(2011)
5,906	.....	(2012)
5,779	.....	(2008)

**Most Yards Gained, Game**

587	.....	vs. Stl., (209-R, 378-P)(11/9/80)
569	.....	vs. N.O., (257-R, 312-P)(9/2/79)

**Most Yards Gained, Game, Both Teams**

1,092	.....	Atlanta (447) at Pitt. (645)(11/10/02)
1,061	.....	Atlanta (552) at N.O.(509)(9/2/79)

**Most Total Plays, Season**

1,144	.....	(1981)
1,097	.....	(2010)
1,090	.....	(1985)

**RUSHING****Most Yards Gained, Season**

*2,939	.....	(2006)
*2,672	.....	(2004)
*2,546	.....	(2005)
*NFL leader		

**Most Yards Gained, Game**

318	vs. Det.	.....	(9/7/08)
306	vs. T.B.	.....	(9/17/06)
297	vs. LA Rams	.....	(10/1/72)

**Most Yards Gained, Both Teams, Game**

476	Atlanta (169) vs. Was. (307)	...	(11/3/85)
-----	------------------------------	-----	-----------

**Most Rushing Attempts, Season**

582	.....	(1977)
578	.....	(1986)
560	.....	(2008)

**Most Rushing Attempts, Game**

58	at T.B.	.....	(11/27/77)
----	---------	-------	------------

**Most Rushing Att. Both Teams, Game**

105	Atlanta (43) at Oak. (62)	.....	(11/30/75)
-----	---------------------------	-------	------------

**Best Rushing Average, Season**

5.5 ..... (2006)  
 5.1 ..... (2004)  
 4.8 ..... (2005)

**Most TD's Rushing, Season**

23 ..... (2008)  
 23 ..... (2002)  
 20 ..... (2004)

**Most TD's Rushing, Game**

5 ..... vs. Car. (11/23/08)  
 5 ..... at S.D. (10/21/73)

**PASSING****Most Net Yards Passing, Season**

4,509 ..... (2012)  
 4,192 ..... (2011)  
 4,186 ..... (1995)

**Most Net Yards Passing, Game**

434 at N.O. .... (12/26/11)  
 422 vs. Buf. .... (12/23/01)

**Most Net Yds Passing, Both Teams, Game**

807 Atlanta (365) vs. S.F. (442) .. (10/14/90)

**Most Passing Attempts, Season**

629 ..... (1994)  
 615 ..... (2012)  
 603 ..... (1995)

**Most Passing Attempts, Game**

66 vs. Det. (37 comp.) ..... (12/24/89)  
 61 at N.O. (40 comp.) ..... (12/26/11)  
 58 at Stl. (33 comp.) ..... (12/2/07)

**Most Passing Att. Both Teams, Game**

102 Atlanta (45) vs. S.F. (57) ..... (10/6/85)

**Most Passes Completed, Season**

422 (615 att.) ..... (2012)  
 374 (629 att.) ..... (1994)  
 366 (548 att.) ..... (1992)

**Most Passes Completed, Game**

40 at N.O. (61 att.) ..... (12/26/11)  
 37 vs. Det. (66 att.) ..... (12/24/89)

**Most Passes Comp. Both Teams, Game**

68 Atlanta (31) vs. S.F. (37) ..... (10/6/85)

**Best Completion Percentage, Season**

68.6 ..... (2012)  
 64.0 ..... (1982)  
 63.3 ..... (1983)

**Most TD Passes, Season**

33 ..... (1992)

32 ..... (2012)

31 ..... (1980)

**Most TD Passes, Game**

5 at T.B. .... (12/13/92)

**Most TD Passes, Both Teams, Game**

10 Atlanta (4) vs. S.F. (6) ..... (10/14/90)

**Most Passes Had Intercepted, Season**

32 (501 att.) ..... (1987)  
 31 (355 att.) ..... (1974)  
 30 (600 att.) ..... (1996)

**Fewest Passes, Intercepted, Season**

9 (577 att.) ..... (2010)  
 10 (507 att.) ..... (1983)

**Fewest Times Passer Thrown For Loss, Season**

17 (434 att.) ..... (2008)  
 23 (577 att.) ..... (2010)  
 26 (594 att.) ..... (2011)

**Fewest Sacks Per Play, Season**

1 per 25.5 plays ..... (2008)  
 1 per 25.0 plays ..... (2010)  
 1 per 22.8 plays ..... (2011)

**PUNTING****Highest Punting Average, Season**

45.9 ..... (2012)  
 44.3 ..... (1968)  
 43.7 ..... (1967)

**Most Punts, Season**

110 ..... (1978)

**Most Punts, Game**

12 vs. Was ..... (12/10/78)

**PUNT RETURNS****Highest Punt Return Average, Season**

14.3 ..... (2003)  
 13.6 ..... (2001)  
 12.5 ..... (1974)

**Most Punt Returns, Season**

60 ..... (1976)

**Most Punt Returns, Game**

8 Three Times  
 Last at Det. .... (11/12/00)

**Most Yards Gained, Season**

635 ..... (1974)  
 613 ..... (2003)  
 536 ..... (1980)

**Most Yards Gained, Game**

139 vs. Dal. .... (11/11/01)



**Most TD Returns, Season**

2 .....(1970, 1999)

**Most TD Returns, Game**1 14 Times  
Last vs. Car. ....(1/2/11)**KICKOFF RETURNS****Highest Kickoff Return Average, Season**26.5 .....(2010)  
25.2 .....(1998)  
25.0 .....(1971)**Most Kickoff Returns, Season**

87 .....(1996)

**Most Yards Gained, Season**1,890 .....(2000)  
1,825 .....(1996)  
1,737 .....(1966)**Most Yards Gained, Game**257 at Den.....(9/10/00)  
249 vs. Pitt.....(9/27/93)  
237 vs. Sea. ....(12/30/07)**Most TD Returns, Season**

3 .....(2000)

**TURNOVERS/TAKEAWAYS****Most Fumbles Had, Season**

42 .....(1972)

**Most Fumbles Lost, Season**

24 .....(1974)

**Most Fumbles Lost, Game**5 Three Times  
Last vs. N.O.....(11/25/79)**Most Turnovers, Season**

55 (24 Fum., 31 int.) .....(1974)

**Most Takeaways, Season**

48 .....(1977)

**Biggest Turnover Differential, Season**+23 (48 Takeaways, 25 Turnovers) ....(1977)  
+20 (44 Takeaways, 24 Turnovers) ....(1998)**Biggest Turnover Deficit, Season**-26 (29 Takeaways, 55 Turnovers) ....(1974)  
-22 (27 Takeaways, 49 Turnovers) ....(1987)**QUARTERBACK SACKS MADE****Most Sacks, Season**55 .....(1997)  
48 .....(2004)  
47 .....(2002)

47 .....(1978)

**Most Sack Yardage, Season**425 .....(1978)  
396 .....(1980)  
391 .....(1977)**Most Sacks, Game**

10 at N.O.....(10/12/97)

**OPPONENT FUMBLES/RECOVERIES****Most Fumbles, Game**7 at Min.....(12/21/08)  
7 vs. Phi.....(10/5/76)**PENALTIES****Most Penalties, Season**

130 (1,083 yds.) .....(1978)

**Most Penalties, Game**

17 at S.F. ....(11/5/78)

**Fewest Penalties, Season**55 **(415 yds.) ..... (2012)\***  
**\*NFL Record**58 (598 yds.) .....(2010)  
63 (601 yds.) .....(1969)  
63 (659 yds.) .....(1968)**Fewest Penalties, Game**1 18 Times  
Last at IND. ....(11/06/11)**Most Yards, Penalties, Game**

153 vs. G.B., (16 penalties) .....(12/26/72)

**TIME OF POSSESSION****Largest Advantage, Game** (Atlanta in regulation)(45:15) Atl. at Oak. (14:45) .....(11/2/08)  
(43:21) Atl. vs. LA Rams (16:39) .....(11/17/85)  
(42:39) Atl. vs. S.F. (17:21) .....(12/19/82)**INTERCEPTIONS****Most Interceptions, Season**26 .....(1980)  
26 .....(1977)**Most Interceptions, Game**6 at N.O. ....(9/16/73)  
6 vs. LA Rams.....(10/1/72)



## POINTS

### Fewest Points Allowed, Season

129 ..... (1977)

### Fewest Points Allowed, Game

0 14 Times  
Last vs. NYG. .... (12/16/12)

### Fewest TD's Allowed, Season

15 ..... (1977)

## FIRST DOWNS

### Fewest First Downs Allowed, Season

170 ..... (1982)

### Fewest First Downs Allowed, Game

3 at Oak. .... (11/2/08)

### Fewest First Downs Allowed, Rushing, Season

66 ..... (1982)

### Fewest First Downs Allowed, Rushing, Game

1 Six Times Last  
at Arz. .... (12/23/07)

### Fewest First Downs Allowed, Passing, Season

76 ..... (1977)

### Fewest First Downs Allowed, Passing, Game

0 at Oak. .... (11/2/08)  
0 at LA Rams. .... (9/23/73)

## PASSING

### Fewest Net Yards Allowed, Season

1,384 ..... (1977)

### Fewest Net Yards Allowed, Game

9 vs. Stl. .... (12/9/73)  
10 at Oak. .... (11/2/08)  
15 vs. N.E. .... (11/29/92)

### Fewest Opponent Passing Attempts, Game

8 vs. G.B. (3 Comp.) .... (11/22/71)

### Fewest Opponent Passes Completed, Game

2 vs. Stl. (10 Att.) .... (12/9/73)

### Fewest Opponent TDs Allowed, Passing, Season

9 ..... (1977)  
9 ..... (1971)

## YARDS

### Fewest Net Yards Allowed, Season

2,848 ..... (1982)

### Fewest Net Yards Allowed, Game

77 at Oak (67-R, 10-P) .... (11/2/08)  
78 vs. T.B. (62-R, 16-P) .... (11/27/77)

### Fewest Yds Rushing Per Attempt Allowed, Season

3.2 ..... (1998)

### Fewest Yards Allowed, Rushing, Season

1,044 ..... (1982)  
1,203 ..... (1998)  
1,357 ..... (1990)

### Fewest Yards Allowed, Rushing, Game

18 at N.E. (14 att.) .... (11/8/98)  
22 vs. Det. (26 att.) .... (10/15/78)  
29 vs. Hou. (12 att.) .... (9/9/90)

### Fewest Rushing Attempts, Game

11 at T.B., (40 yards) .... (12/2/90)  
11 at Det., (34 yards) .... (9/18/83)

### Fewest TD's Allowed, Rushing, Season

5 ..... (1977)



# INDIVIDUAL RECORDS

## SCORING

### Most Points Career

806	Morten Andersen...	(1995-00, 2006-07)
558	Mick Luckhurst .....	(1981-87)
436	Jay Feely .....	(2001-04)
<b>428</b>	<b>Matt Bryant.....</b>	<b>(2009-12)</b>
395	Norm Johnson .....	(1991-94)

### Most Points, Season

<b>143</b>	<b>Matt Bryant.....</b>	<b>(2012)</b>
138	Jay Feely .....	(2002)
129	Jason Elam .....	(2008)
<b>128</b>	<b>Matt Bryant.....</b>	<b>(2010)</b>
<b>126</b>	<b>Matt Bryant.....</b>	<b>(2011)</b>

### Most Points, Game

24	Michael Turner vs. Car.....	(11/23/08)
24	T.J. Duckett vs. Oak.....	(12/12/04)
20	Norm Johnson at N.O. ....	(11/13/94)

### Most Consecutive Games Scoring

124	Morten Andersen....	(1995-WK 1, 2000, 2006 W2-W17, 2007 W 2-W 17)
68	Mick Luckhurst .....	(1981-WK 12, 1985)

### Most Touchdowns, Career

61	Michael Turner .....	(2008-12)
57	Terance Mathis.....	(1994-2001)
56	Andre Rison .....	(1990-94)
<b>52</b>	<b>Roddy White.....</b>	<b>(2005-12)</b>
48	Gerald Riggs.....	(1982-88)

### Most Touchdowns, Season

17	Michael Turner .....	(2008)
16	Jamal Anderson .....	(1998)
15	Andre Rison .....	(1993)

### Most Touchdowns, Game

4	Michael Turner vs. Car.....	(11/23/08)
4	T.J. Duckett vs. Oak.....	(12/12/04)

### Most Consecutive Games, TD Scored

7	Michael Turner .....	(2009)
7	T.J. Duckett .....	(2003)
6	Terance Mathis.....	(1998)

### Most Two-Point Conversions, Career

6	Terance Mathis.....	(1994-2001)
3	Brian Finneran .....	(2000-08)

### Most Two-Point Conversions, Season

3	Terance Mathis.....	(1995)
3	Brian Finneran .....	(2005)
2	Terance Mathis.....	(1994)

## KICKING

### Most PAT's Made, Career

254	Morten Andersen (1995-2000, 2006-07)
213	Mick Luckhurst . . . . . (1981-87)

### 143 Matt Bryant.....(2009-12)

143	Norm Johnson.....	(1991-94)
142	Jay Feely .....	(2001-04)

### Most PAT's Attempted, Career

256	Morten Andersen (1995–2000, 2006–07)
216	Mick Luckhurst . . . . . (1981–87)
144	Norm Johnson . . . . . (1991–94)
144	Jay Feely . . . . . (2001–04)

### 143 Matt Bryant.....(2009-12)

### Most PAT's Made, Season

51	Morten Andersen.....	(1998)
51	Mick Luckhurst .....	(1981)
46	Tim Mazzetti .....	(1980)

### Most PAT's Attempted, Season

52	Morten Andersen.....	(1998)
51	Mick Luckhurst .....	(1981)
49	Tim Mazzetti .....	(1980)

### Most PAT's Made, Game

8	Nick Mike-Mayer at N.O.....	(9/16/73)
---	-----------------------------	-----------

### Most PAT's Attempted, Game

8	Nick Mike-Mayer at N.O.....	(9/16/73)
---	-----------------------------	-----------

### Most Consecutive PAT's Made

153	Morten Anderson.....	(1998 W4-2000, 2006-07)
<b>143</b>	<b>Matt Bryant.....</b>	<b>(2009 W13-2012)</b>
139	Norm Johnson.....	(1991-94)
134	Mick Luckhurst .....	(1983-87)

### Most FG's Made, Career

184	Morten Andersen (1995–2000, 2006–07)
115	Mick Luckhurst . . . . . (1981–87)
98	Jay Feely . . . . . (2001–04)
<b>95</b>	<b>Matt Bryant. . . . . (2009–12)</b>

### Most FG's Made, Season

<b>33</b>	<b>Matt Bryant.....</b>	<b>(2012)</b>
32	Jay Feely .....	(2002)
31	Morten Andersen.....	(1995)

### Most FG's Made, Game

6	Norm Johnson.....at N.O.	(11/13/94)
6	Morten Andersen.....vs. Ari	(10/1/06)

### Most FGs Attempted, Career

224	Morten Andersen (1995–2000, 2006–07)
164	Mick Luckhurst . . . . . (1981–87)
127	Jay Feely . . . . . (2001–04)
<b>108</b>	<b>Matt Bryant . . . . . (2009–12)</b>

### Most FGs Attempted, Season

40	Jay Feely .....	(2002)
<b>38</b>	<b>Matt Bryant.....</b>	<b>(2012)</b>
38	Nick Mike-Mayer .....	(1973)

**Most FGs Attempted, Game**

- 6 Jason Elam . . . . . vs. Chi. (10/12/08)  
6 Norm Johnson . . . . . at N.O. (11/13/94)

**Most Consecutive FGs Made**

- 30 Matt Bryant. (2010) (16), (2011) (1st 14)**  
26 Norm Johnson . . (1992) (5), (1993) (1st 21)  
18 Todd Peterson . . . . . (2005)  
18 Morten Andersen . . . . . (1995) (Wks. 1-9)

**Best FG Percentage, Career (Min. 35)**

- .880 Matt Bryant (95 of 108) . . . . . (2009-12)**  
.866 Norm Johnson (84 of 97) . . . . . (1991-94)  
.821 Morten Andersen (184 of 224) . . . . . (95-2000, 2006-07)

**Best FG Percentage, Season**

- .963 Norm Johnson (26 of 27) . . . . . (1993)  
.935 Jason Elam (29 of 31) . . . . . (2008)  
**.931 Matt Bryant (27 of 29) . . . . . (2011)**

**Most 50-yard FGs, Career**

- 15 Morten Andersen (1995-2000, 2006-'07)  
8 Norm Johnson . . . . . (1991-94)  
8 Mick Luckhurst . . . . . (1981-87)

**Most 50-yard FGs, Season**

- 8 Morten Andersen . . . . . (1995)  
4 Norm Johnson . . . . . (1992)

**Most 50-yard FGs, Game**

- 3 Morten Andersen\* . . . . . vs. N.O. (12/10/95)  
*\*(tied for NFL Record, Neil Rackers in '04)*

**Longest Field Goal, Career**

- 59 yds Morten Andersen . . . . . vs. S.F., (12/24/95)  
58 yds Michael Koenen . . . . . vs. N.E., (10/9/05)

**RUSHING****Most Yards Gained, Career**

- 6,631 Gerald Riggs . . . . . (1982-88)  
6,081 Michael Turner . . . . . (2008-12)  
5,986 William Andrews . . . . . (1979-86)  
5,981 Warrick Dunn . . . . . (2002-07)  
5,336 Jamal Anderson . . . . . (1994-01)

**Most Yards Gained, Season**

- 1,846 Jamal Anderson . . . . . (1998)  
1,719 Gerald Riggs . . . . . (1985)  
1,699 Michael Turner . . . . . (2008)

**Most 1,000-yard Seasons**

- 4 Jamal Anderson . . . . . (1996-98, 2000)  
4 William Andrews . . . . . (1979-81, 1983)  
3 Warrick Dunn . . . . . (2004-06)  
3 Gerald Riggs . . . . . (1984-86)  
3 Michael Turner . . . . . (2008, 10-11)

**Most Consecutive 1,000-yard Seasons**

- 3 Warrick Dunn . . . . . (2004-06)  
3 Jamal Anderson . . . . . (1996-98)  
3 Gerald Riggs . . . . . (1984-86)  
3 William Andrews . . . . . (1979-81)

**Most Yards Gained, Game**

- 220 Michael Turner . . . vs. Det. (22 att), (9/7/08)  
208 Michael Turner . . . vs. Stl. (25 att), (12/28/08)  
202 Gerald Riggs . . . . . at N.O. (35 att), (9/2/84)

**Most Rushing Attempts, Career**

- 1,587 Gerald Riggs . . . . . (1982-88)  
1,413 Warrick Dunn . . . . . (2002-07)  
1,411 Michael Turner . . . . . (2008-12)  
1,329 Jamal Anderson . . . . . (1994-01)  
1,315 William Andrews . . . . . (1979-1986)

**Most Rushing Attempts, Season**

- 410 Jamal Anderson . . . . . (1998)  
397 Gerald Riggs . . . . . (1985)  
376 Michael Turner . . . . . (2008)

**Most Rushing Attempts, Game**

- 41 Gerald Riggs vs. LA Rm. (123 yds), (11/17/85)  
39 Gerald Riggs . . . at N.O. (158 yds), (12/22/85)  
37 Erric Pegram . . . at Cin. (180 yds), (12/26/93)

**Most 100-Yard Games, Career**

- 27 Michael Turner . . . . . (2008-12)  
25 Gerald Riggs . . . . . (1982-88)  
22 William Andrews . . . . . (1979-86)

**Most 100-Yard Games, Season**

- 12 Jamal Anderson . . . . . (1998)  
9 Gerald Riggs . . . . . (1985)  
8 Michael Turner . . . . . (2008)

**Most TD's Rushing, Career**

- 60 Michael Turner . . . . . (2008-12)  
48 Gerald Riggs . . . . . (1982-88)  
34 Jamal Anderson . . . . . (1994-2001)

**Most TDs Rushing, Season**

- 17 Michael Turner . . . . . (2008)  
14 Jamal Anderson . . . . . (1998)  
13 Gerald Riggs . . . . . (1984)

**Most TD's Rushing, Game**

- 4 Michael Turner . . . . . vs. Car. (11/23/08)  
4 T.J. Duckett . . . . . vs. Oak., (12/12/04)

**Most Consecutive Games, Rushing TD**

- 7 Michael Turner . . . . . (2009)  
7 T.J. Duckett . . . . . (2003)  
5 Michael Turner . . . . . (2012)

**Highest Average Gain, Career (750 carries)**

4.6	William Andrews	(1979-86)
4.3	Michael Turner	(2008-12)
4.2	Warrick Dunn	(2002-07)
4.2	Gerald Riggs	(1982-88)
4.0	Jamal Anderson	(1994-01)

**Highest Average Gain, Season (Min. 150 Carries)**

5.1	Warrick Dunn	(2005)
4.9	Michael Turner	(2009)
4.9	William Andrews	(1980)

**Highest Average Gain, Game (Min. 10 Carries)**

17.3	Michael Vick	... at Min. (10-173), (12/1/02)
13.8	Michael Vick	... vs. N.O. (12-166), (11/26/06)
10.4	Warrick Dunn	vs. NYG (14-146), (10/15/06)

**PASSING****Most Yards Gained Passing, Career**

23,470	Steve Bartkowski	(1975-85)
<b>18,957</b>	<b>Matt Ryan</b>	<b>(2008-12)</b>
14,066	Chris Miller	(1987-93)

**Most Gross Yards Passing, Season**

<b>4,719</b>	<b>Matt Ryan</b>	<b>(2012)</b>
<b>4,177</b>	<b>Matt Ryan</b>	<b>(2011)</b>
4,143	Jeff George	(1995)

**Most 300-Yard Games, Career**

<b>17</b>	<b>Matt Ryan</b>	<b>(2008-12)</b>
12	Steve Bartkowski	(1975-85)
8	Chris Miller	(1987-93)

**Most 300-Yard Games, Season**

<b>7</b>	<b>Matt Ryan</b>	<b>(2012)</b>
<b>6</b>	<b>Matt Ryan</b>	<b>(2011)</b>
4	Jeff George	(1995)

**Most Gross Yards Passing, Game**

431	Chris Chandler	... vs. Buf. (28-40), (12/23/01)
416	Steve Bartkowski	... vs. Pitt. (33-50), (11/15/81)
<b>411</b>	<b>Matt Ryan</b>	<b>... at N.O. (27-31), (11/11/12)</b>

**Most Passes Attempted, Career**

3,330	Steve Bartkowski	(1975-85)
<b>2,637</b>	<b>Matt Ryan</b>	<b>(2008-12)</b>
2,089	Chris Miller	(1987-93)

**Most Passes Attempted, Season**

<b>615</b>	<b>Matt Ryan</b>	<b>(2012)</b>
<b>571</b>	<b>Matt Ryan</b>	<b>(2010)</b>
<b>566</b>	<b>Matt Ryan</b>	<b>(2011)</b>

**Most Passes Attempted, Game**

66	Chris Miller	... vs. Det. (37 comp), (12/24/89)
56	Steve Bartkowski	... vs. Oak. (34 comp), (9/19/82)
53	Jeff George	... at Car. (29 comp), (12/17/95)

**Most Passes Completed, Career**

1,871	Steve Bartkowski	(1975-85)
<b>1,654</b>	<b>Matt Ryan</b>	<b>(2008-12)</b>
1,129	Chris Miller	(1987-93)

**Most Passes Completed, Season**

<b>422</b>	<b>Matt Ryan</b>	<b>(2012)</b>
<b>357</b>	<b>Matt Ryan</b>	<b>(2010)</b>
<b>347</b>	<b>Matt Ryan</b>	<b>(2011)</b>

**Most Passes Completed, Game**

37	Chris Miller	... vs. Det., (12/24/89)
<b>34</b>	<b>Matt Ryan</b>	<b>... at N.O. (11/11/12)</b>
<b>34</b>	<b>Matt Ryan</b>	<b>... at N.O., (12/26/11)</b>
34	Steve Bartkowski	... vs. Oak., (9/19/82)

**Highest Completion Percentage, Career**

<b>62.7</b>	<b>Matt Ryan</b>	<b>(2008-12)</b>
60.5	Jeff George	(1994-96)
59.8	Bobby Hebert	(1993-96)

**Highest Completion Percentage, Season**

<b>.686</b>	<b>Matt Ryan</b>	<b>(2012)</b>
.681	Wade Wilson	(1992)
.673	Steve Bartkowski	(1984)

**Highest Completion Percentage, Game**

(Minimum 20 Att.)

<b>.857</b>	<b>Matt Ryan vs. G.B (24-28), (11/28/10)</b>
.857	Steve Bartkowski vs. Det. (24-28), (9/9/84)
.826	Steve Bartkowski at Pitt. (19-23), (10/28/84)
.826	Steve Bartkowski ... at S.F. (19-23), (9/25/83)

**Best QB Rating, Career**

<b>90.9</b>	<b>Matt Ryan</b>	<b>(2008-12)</b>
87.4	Chris Chandler	(1997-2001)
85.6	Jeff George	(1994-96)

**Best QB Rating, Season (Minimum 100 Att.)**

110.2	Wade Wilson	(1992)
106.7	Bob Berry	(1969)
100.9	Chris Chandler	(1998)

**Most TD Passes, Career**

154	Steve Bartkowski	(1975-85)
<b>127</b>	<b>Matt Ryan</b>	<b>(2008-12)</b>
87	Chris Chandler	(1997-2001)
87	Chris Miller	(1987-93)

**Most TD Passes, Season**

<b>32</b>	<b>Matt Ryan</b>	<b>(2012)</b>
31	Steve Bartkowski	(1980)
30	Steve Bartkowski	(1981)

**Most TD Passes, Game**

5	Wade Wilson	... vs. T.B. (12/13/92)
---	-------------	-------------------------

**Most Consecutive Games, TD Pass**

27	Chris Chandler.....	(1997-99)
<b>22</b>	<b>Matt Ryan .....</b>	<b>(2011-12)</b>

**Most Consecutive Passes Without Int.**

197	Steve Bartkowski .....	(1982-83)
<b>185</b>	<b>Matt Ryan .....</b>	<b>(2010)</b>
185	Chris Miller .....	(1989)

**Most Consecutive Games Without Int.**

6	Michael Vick .....	(2002)
5	Steve Bartkowski .....	(1983)

**Lowest Interception Pct., Career**

<b>2.3</b>	<b>Matt Ryan .....</b>	<b>(2008-12)</b>
2.7	Jeff George.....	(1994-96)
3.0	Michael Vick .....	(2001-06)

**Lowest Interception Pct., Season**

(Minimum 150 Att.)

1.2	Steve Bartkowski (5-432) .....	(1983)
<b>1.6</b>	<b>Matt Ryan (9-571) .....</b>	<b>(2010)</b>
1.9	Michael Vick (8-421) .....	(2002)
1.9	Chris Miller (10-526) .....	(1989)

**RECEIVING****Most Passes Caught, Career**

<b>622</b>	<b>Roddy White.....</b>	<b>(2005-12)</b>
573	Terance Mathis.....	(1994-2001)
423	Andre Rison.....	(1990-94)
360	Alfred Jenkins .....	(1975-83)
<b>326</b>	<b>Tony Gonzalez .....</b>	<b>(2009-12)</b>

**Most Passes Caught, Season**

<b>115</b>	<b>Roddy White.....</b>	<b>(2010)</b>
111	Terance Mathis.....	(1994)
104	Eric Metcalf .....	(1995)

**Most 50+ Catch Seasons**

8	Terance Mathis.....	(1994-2001)
<b>6</b>	<b>Roddy White.....</b>	<b>(2007-12)</b>
5	Andre Rison.....	(1990-94)

**Most Passes Caught, Game**

15	William Andrews . vs. Pitt. (124 yds), (11/15/81)
14	Andre Rison..... at Det. (193 yds), (9/4/94)
<b>13</b>	<b>Roddy White.....at Pitt. (111 yds), (9/12/10)</b>
13	Terance Mathis . vs. K.C. (123 yds), (9/18/94)
13	William Andrews . . at T.B. (98 yds), (12/6/81)

**Most Yards Gained Receiving, Career**

<b>8,725</b>	<b>Roddy White.....</b>	<b>(2005-12)</b>
7,349	Terance Mathis.....	(1994-2001)
6,267	Alfred Jenkins .....	(1975-83)

**Most Yards Gained Receiving, Season**

<b>1,389</b>	<b>Roddy White.....</b>	<b>(2010)</b>
<b>1,382</b>	<b>Roddy White.....</b>	<b>(2008)</b>
1,358	Alfred Jenkins .....	(1981)

**Most Yards Gained Receiving, Game**

<b>210</b>	<b>Roddy White..... at S.F. (8 rec), (10/11/09)</b>
<b>201</b>	<b>Roddy White..... vs. Cin. (11 rec), (10/24/10)</b>
198	Terance Mathis . . . . at N.O.(6 rec), (12/13/98)

**Most 100-Yard Games, Career**

<b>35</b>	<b>Roddy White.....</b>	<b>(2005-12)</b>
16	Alfred Jenkins .....	(1975-83)
15	Andre Rison.....	(1990-94)

**Most 100-Yard Receiving Games, Season**

<b>7</b>	<b>Roddy White.....</b>	<b>(2012)</b>
<b>7</b>	<b>Roddy White.....</b>	<b>(2008)</b>
6	Tony Martin .....	(1998)

**Most TD Receptions, Career**

57	Terance Mathis.....	(1994-2001)
56	Andre Rison.....	(1990-94)
<b>52</b>	<b>Roddy White.....</b>	<b>(2005-12)</b>

**Most TD Receptions, Season**

15	Andre Rison .....	(1993)
13	Alfred Jenkins .....	(1981)
12	Andre Rison .....	(1991)

**Most TD Receptions, Game**

3	Five Times
	Last vs. Stl (Terance Mathis) . . (11/19/95)

**Highest Per Catch Average, Season**

(minimum 20 catches)

22.5	Ken Burrow (33) .....	(1971)
22.4	Michael Haynes (50).....	(1991)
21.3	Brian Finneran (23) .....	(2001)

**KICKOFF RETURNS****Most Return Yards, Career**

5,489	Allen Rossum.....	(2002-06)
3,388	Deion Sanders.....	(1989-93)
3,084	Jerious Norwood.....	(2006-10)

**Most Return Yards, Season**

1,491	Darrick Vaughn.....	(2001)
1,317	Jerious Norwood.....	(2007)
1,311	Jerious Norwood.....	(2008)

**Most Return Yards, Game**

249	Tony Smith .....	vs. Pitt., (9/27/93)
220	Allen Rossum.....	vs. Pitt., (10/22/06)
198	Darrick Vaughn.....	at Stl., (1/6/02)
198	Clarence Verdin . . . .	vs. N.O., (12/11/94)

**Highest Average Return, Career (Min. 75)**

25.7	Darrick Vaughn.....	(2000-01)
25.6	Eric Weems .....	(2007-11)
25.5	Jerious Norwood.....	(2006-09)
24.3	Ron Smith.....	(1966-67)



**Highest Average Return, Season (Min. 25)**

27.7	Darrick Vaughn..... (2000)
27.5	Eric Weems..... (2010)
27.5	Sylvester Stamps..... (1987)

**Most Returns, Career**

250	Allen Rossum..... (2002-06)
147	Deion Sanders..... (1989-93)
121	Jerious Norwood..... (2006-10)

**Most Returns, Season**

62	Allen Rossum..... (2003)
61	Darrick Vaughn..... (2001)
58	Allen Rossum..... (2004)

**Longest Kickoff Returns**

102t	Eric Weems..... at T.B., (12/5/10)
100t	Darrick Vaughn..... at Den., (9/10/00)
100t	Deion Sanders..... at S.F., (10/13/91)
100t	Dennis Pearson..... at Stl., (12/17/78)

**Most Touchdowns, Kickoff Returns, Career**

4	Darrick Vaughn..... (2000-01)
3	Deion Sanders..... (1989-93)
2	Byron Hanspard..... (1997-99)

**PUNT RETURNS****Most Return Yards, Career**

1,723	Allen Rossum..... (2002-06)
1,251	Billy Johnson..... (1982-87)
815	Eric Weems..... (2007-11)

**Most Return Yards, Season**

545	Allen Rossum..... (2003)
489	Billy Johnson..... (1983)
457	Allen Rossum..... (2004)

**Most Return Yards, Game**

139	Darrien Gordon vs. Dal. .... (11/11/01)
116	Billy Johnson at NYJ..... (10/23/83)
108	Al Dodd vs. Chi..... (10/13/74)

**Highest Return Average, Career (Min. 75)**

11.2	Allen Rossum..... (2002-05)
10.6	Eric Weems..... (2007-11)
10.1	Billy Johnson..... (1982-87)

**Highest Return Average, Season (Min. 20)**

14.1	Darrien Gordon..... (2001)
14.0	Allen Rossum..... (2003)
12.7	Al Dodd..... (1974)

**Highest Return Average, Game (Min. 3)**

46.3	Darrien Gordon..... vs. Dal., (11/11/01)
31.0	Harry Douglas..... vs. Car., (11/23/08)
31.0	Billy Johnson..... vs. LA Raid., (11/21/82)

**Most Returns, Career**

154	Allen Rossum..... (2002-06)
-----	-----------------------------

124	Billy Johnson..... (1982-87)
109	Rolland Lawrence..... (1973-80)

**Most Returns, Season**

54	Rolland Lawrence..... (1976)
52	Todd Kinchen..... (1997)
51	Rolland Lawrence..... (1977)

**Most Returns, Game**

8	Tim Dwight at Det..... (11/12/00)
8	Rolland Lawrence..... at S.F., (10/9/77)

**Most Touchdowns, Punt Returns, Career**

2	Allen Rossum..... (2002-06)
2	Tim Dwight..... (1998-2000)
2	Deion Sanders..... (1989-93)

**Longest Punt Returns**

79t	Deion Sanders .... vs. Cin., (10/28/90)
77t	Tom McCauley.... vs. N.O., (10/25/70)
75t	Allen Rossum..... at K.C., (10/24/04)
75t	John Mallory..... vs. Min., (12/20/70)

**COMBINED RETURNS****Combined Return Yards, Career**

7,212	Allen Rossum..... (2002-06)
4,177	Deion Sanders..... (1989-93)
3,711	Eric Weems..... (2007-11)

**Most Combined Return Yards, Season**

1,836	Allen Rossum..... (2003)
1,707	Allen Rossum..... (2004)
1,491	Darrick Vaughn..... (2001)

**Most Combined Returns, Career**

404	Allen Rossum..... (2002-06)
240	Deion Sanders..... (1989-93)
196	Tim Dwight..... (1998-2000)

**Most Combined Returns, Season**

101	Allen Rossum..... (2003)
95	Allen Rossum..... (2004)
77	Allen Rossum..... (2002)

**COMBINED NET YARDS**

(Rushing, Receiving, KO &amp; Punt Returns)

**Most Combined Yards, Career**

<b>8,744</b>	<b>Roddy White..... (2005-12)</b>
8,704	William Andrews..... (1979-86)
8,345	Gerald Riggs..... (1982-88)
7,616	Warrick Dunn..... (2002-07)
7,392	Terance Mathis..... (1994-01)

**Most Combined Yards, Season**

2,207	Jerious Norwood..... (2007)
2,176	William Andrews..... (1983)
2,165	Jamal Anderson..... (1998)

**Most Combined Yards, Game**

296	Eric Metcalf (0/97/176/23) vs. Phi., (9/22/96)
270	Jerious Norwood (56/22/192/0) ..... vs. Stl., (12/28/08)
264	Tim Dwight (5/60/149/50) ..... at Den., (9/10/00)

**PUNTING****Highest Punting Average, Career (Min. 100)**

<b>44.9</b>	<b>Matt Boshier</b> ..... <b>(2011-12)</b>
42.6	Rick Donnelly ..... (1985-88)
42.0	Michael Koenen ..... (2005-10)

**Highest Punting Average, Season (Min. 35)**

<b>47.5</b>	<b>Matt Boshier</b> ..... <b>(2012)</b>
44.3	Billy Lothridge ..... (1968)
44.0	Rick Donnelly ..... (1987)

**Highest Punting Average, Game (Min. 4)**

66.6	Scott Fulhage ..... vs. S.F., (10/14/90)
52.1	Rick Donnelly ..... at Phi., (11/10/85)

**Highest Net Punting Average, Season**

<b>38.9</b>	<b>Matt Boshier</b> ..... <b>(2011)</b>
38.8	Michael Koenen ..... (2007)
38.7	Chris Mohr ..... (2002)

**Most Punts, Career**

873	John James ..... (1972-81)
469	Dan Stryzinski ..... (1995-2000)
440	Michael Koenen ..... (2005-10)

**Most Punts, Season**

109	John James ..... (1978)
105	John James ..... (1977)
101	John James ..... (1976)

**Most Punts, Game**

12	John James ..... vs. Was., (12/10/78)
11	Rick Donnelly ..... at Phi., (10/30/88)

**Most Punts Inside 20, Season**

30	Michael Koenen ..... (2007)
29	Michael Koenen ..... (2010)
28	John James ..... (1976)

**Longest Punt**

75	Harold Alexander ..... at Chi., (10/3/93)
75	John James ..... vs. Oak., (11/30/75)
72	John James ..... vs. N.O., (9/16/73)

**Most Fair Catches Forced, Season**

45	Dan Stryzinski ..... (1997)
34	Dan Stryzinski ..... (1999)
33	Chris Mohr ..... (2003)

**INTERCEPTIONS****Most Passes Intercepted, Career**

39	Rolland Lawrence ..... (1973-81)
31	Ray Brown ..... (1971-77)

30	Ray Buchanan ..... (1997-2003)
30	Scott Case ..... (1984-94)

**Most Passes Intercepted, Season**

10	Scott Case ..... (1988)
9	Rolland Lawrence ..... (1975)
8	Ray Brown ..... (1974)

**Most Passes Intercepted, Game**

<b>2</b>	<b>31 Times</b>
	<b>Last time by, William Moore . . . vs. N.O., (11/29/12)</b>

**Most Consecutive Games Pass Int.**

4	D.J. Johnson . . . (Weeks 2-5, 1994 Season)
4	Ken Reaves ..... (3 games-1970, 1-1971)

**Most Interception Return Yards, Career**

658	Rolland Lawrence ..... (1973-80)
574	Ray Brown ..... (1971-77)
520	Deion Sanders ..... (1989-93)
442	Ray Buchanan ..... (1997-03)
439	Ken Reaves ..... (1966-73)

**Most Interception Return Yards, Season**

221	Tom Pridemore ..... (1981)
177	DeAngelo Hall ..... (2005)
164	Ray Brown ..... (1974)

**Most Interception Return Yards, Game**

101	Tom Pridemore vs. S.F. (1 INT), (9/20/81)
-----	---

**Most Interceptions For TD's, Career**

3	Kevin Mathis ..... (2002-04)
	Deion Sanders ..... (1989-93)

**Most Interceptions For TD's, Season**

2	Four Times
	Last by Kevin Mathis ..... (2004)

**Most Interceptions For TD's, Game**

2	Kenny Johnson. vs. G.B. (26 and 31), (11/27/83)
---	---

**FUMBLE RECOVERIES****Most Recoveries, Career**

14	Greg Brezina (12 yds) ..... (1968-79)
13	Tom Pridemore (50 yds) ..... (1978-85)
13	Rolland Lawrence (20 yds) . . . (1973-80)
13	Tommy Nobis (6 yds) ..... (1966-76)

**Most Recoveries, Season**

5	Four Times
	Last by Jeff Yeates (0 yards) ..... (1979)

**Most Recoveries, Game**

2	Seven Times,
	Last by Jonathan Babineaux. . . . vs. Mia., (9/13/09)

**Most Yards, Fumble Recoveries, Career**

155	Jessie Tuggle (10 recoveries) . . . (1987-97)
-----	---



- 113 Bob Glazebrook (4) ..... (1978-83)  
 111 Joel Williams (8) ..... (1979-89)

#### **Most Yards, Fumble Recoveries, Season**

- 91 Bob Glazebrook (2) ..... (1982)  
 86 DeAngelo Hall (2) ..... (2005)  
 75 Oliver Barnett (1) ..... (1991)

#### **Most TD's, Fumble Recoveries, Career**

- 5 Jessie Tuggle (10 recoveries) . . (1987-98)

#### **Most TD's, Fumble Recoveries, Season**

- 2 Kenny Johnson ..... (1981)

#### **Most TD's Fumble Recoveries, Game**

- 1 46 Times  
 Last by Lawrence Sidbury . . vs. Buf., 11 yds,  
 (12/27/09)

#### **Safeties, Career**

- 2 Three Times  
 Last by Brian Jordan . . . . . (1989-91)

### **SACKS**

#### **Most Sacks, Career**

- 94.5 (757 yds) Claude Humphrey . . (1968-78)  
 68.5 (463 yds) John Abraham . . . . (2006-12)  
 58.5 (321.5 yds) Chuck Smith . . . . (1992-99)

#### **Most Sacks, Season**

- 16.5 John Abraham . . . . . (2008)  
 16.0 Joel Williams . . . . . (1980)  
 15.0 Claude Humphrey . . . . . (1976)

#### **Most Sacks, Game**

- 5.0 Chuck Smith. . . . . at N.O., (10/12/97)  
 5.0 Claude Humphrey . . . . . (Twice)  
 4.0 Claude Humphrey . . . at N.O., ( 12/19/71)

#### **Most Sack Yards, Career**

- 757.0 Claude Humphrey . . . . . (1968-78)  
 463.0 John Abraham . . . . . (2006-12)  
 395.0 John Zook . . . . . (1969-75)

#### **Most Sack Yards, Season**

- 137.5 Joel Williams . . . . . (1980)  
 127.5 Claude Humphrey . . . . . (1976)  
 109.5 John Abraham . . . . . (2008)



# CAREER SERVICE AND STREAKS

## SERVICE

### Most Seasons Played

18	Jeff Van Note	(1969-86)
17	Mike Kenn	(1978-94)
14	Todd McClure	(1999-12)
14	Jessie Tuggle	(1987-00)
12	Bob Whitfield	(1992-03)
12	Bobby Butler	(1981-92)
11	Keith Brooking	(1998-08)
11	Scott Case	(1984-94)
11	Steve Bartkowski	(1975-85)
11	Jim Mitchell	(1969-79)
11	Tommy Nobis	(1966-76)

### Most Games Played

251	Mike Kenn	(1978-94)
246	Jeff Van Note	(1969-86)
209	Jessie Tuggle	(1987-00)
197	Todd McClure	(1999-12)
178	Bob Whitfield	(1992-03)
169	Bobby Butler	(1981-92)
162	Scott Case	(1984-94)
161	Keith Brooking	(1998-08)
155	Jim Mitchell	(1969-79)
151	Greg Brezina	(1968-79)

### Most Games Started

251	Mike Kenn
225	Jeff Van Note
197	Todd McClure
189	Jessie Tuggle
167	Bob Whitfield
145	Keith Brooking
133	Tommy Nobis
127	Claude Humphrey
126	Bobby Butler
122	Scott Case

### Most Consecutive Games Played

155	Jeff Van Note	(1976-86)
144	Todd McClure	(2001-10)
130	Keith Brooking	(2001-Week 16-08)
129	Bob Whitfield	(1992-Week 11, '00)
112	Ken Reaves	(1966-73)
112	Patrick Kerney	(1999-05)

### Most Consecutive Games Started

144	Todd McClure	(2001-10)
128	Keith Brooking	(2000-08)
123	Bob Whitfield	(Wk 1, '93-Wk 11, '00)
112	Jeff Van Note	(1970-84)
100	Steve Bartkowski	(Wk 8, '77-Wk 10, '84)

### Most Pro Bowl Appearances

6	Claude Humphrey	(1970, 71, 72, 73, 74, 77)
6	Jeff Van Note	(1974, 75, 79, 80, 81, 82)
5	Jessie Tuggle	(1992, 94, 95, 97, 98)
5	Tommy Nobis	(1966, 67, 68, 70, 72)
5	George Kunz	(1969, 71, 72, 73, 74)

5	Mike Kenn	(1980, 81, 82, 83, 84)
5	Keith Brooking	(2001, 02, 03, 04, 05)
4	<b>Roddy White</b>	<b>(2008, 09, 10, 11)</b>
4	Alge Crumpler	(2003, 04, 05, 06)
4	Elbert Shelley	(1992, 93, 94, 95)

### Most Consecutive Pro Bowl Appearances

5	Keith Brooking	(2001-05)
5	Claude Humphrey	(1970-74)
5	Mike Kenn	(1980-84)
4	<b>Roddy White</b>	<b>(2008-11)</b>
4	Alge Crumpler	(2003-06)
4	Elbert Shelley	(1992-95)
4	Andre Rison	(1990-93)
4	William Andrews	(1980-83)
4	Jeff Van Note	(1979-82)
4	George Kunz	(1971-74)

## SCORING

### Most Consecutive Games, Scoring

124	Morten Andersen	(1995 Week 1-2000, 2006 Week 2-2006 Week 17, 2007 Week 2-2007 Week 17)
68	Mick Luckhurst	(Wk 1, '81-Wk 11, '85)

### Most Consecutive Games Scoring TD

7	Michael Turner (all rushing)	(2009)
7	T.J. Duckett, (all rushing)	(2003)
6	Terance Mathis, (all receiving)	(1998)
5	Eric Metcalf, (4 receiving, 1 return)	(1995)
5	Michael Turner (all rushing)	(2012)
4	<b>Roddy White, (all receiving)</b>	<b>(2011)</b>
4	<b>Roddy White, (all receiving)</b>	<b>(2009)</b>
4	Michael Turner (all rushing)	(2008)
4	T.J. Duckett, (all rushing)	(2005)
4	Bert Emanuel, (all receiving)	(1997)
4	Andre Rison, (all receiving)	(1993)
4	Gerald Riggs, (all rushing)	(1986)
4	Jim Mitchell, (3 receiv., 1 fumble)	(1975)
4	Dave Hampton, (3 rush, 1 receiv.)	(1975)

### Most Consecutive Games With TD Pass

27	Chris Chandler	(Wk 3, '97-Wk 3, '99)
15	<b>Matt Ryan</b>	<b>(2011)</b>
15	<b>Matt Ryan</b>	<b>(2010)</b>
14	Chris Miller	(Wk 11, '91-Wk 8, '92)
14	Steve Bartkowski	(Wk 7, '80-Wk 4, '81)

### Most Consecutive Games With TD Catch

6	Terance Mathis	(1998)
4	<b>Roddy White</b>	<b>(2011)</b>
4	<b>Roddy White</b>	<b>(2009)</b>
4	Bert Emanuel	(1997)
4	Andre Rison	(1993)
4	Andre Rison	(1991)

## KICKING

### Most Consecutive PAT's

153	Morten Anderson	(1998 WK 4-2000,
-----	-----------------	------------------



2006-07)

**143 Matt Bryant.....(2009-12)**

139 Norm Johnson..... (1991-94)

**Most Consecutive Games FG Made**

14 Jay Feely..... (2001)

13 Jay Feely.....(2002)

**11 Matt Bryant..... (2011)**

11 Norm Johnson..... (1993)

**Most Consecutive Field Goals****27 Matt Bryant..... (2010-11)**

26 Norm Johnson..... (1992-93)

18 Todd Peterson.....(2005)

18 Morten Andersen..... (1995)

**RUSHING****Most Consecutive 100-Yard Games**

6 Jamal Anderson..... (1998)

4 Gerald Riggs..... (1985)

3 Michael Turner..... (2009)

3 Gerald Riggs..... (1986)

3 William Andrews..... (1983)

**Most Consecutive 1,000-yard Seasons**

3 Warrick Dunn..... (2004-06)

3 Jamal Anderson.....(1996-98)

3 Gerald Riggs.....(1984-86)

3 William Andrews..... (1979-81)

**RECEIVING****Most Consecutive Games With Reception**

103 Alfred Jenkins..... (1975-1983)

**100 Roddy White.... (Wk 14 2006-present)**

74 Alge Crumpler..... (2001-2007)

**64 Tony Gonzalez.....(2009-present)**

59 Terance Mathis..... (1997-2000)

**Most Consecutive 100-Yard Games**4 Terance Mathis..... (1994)  
(Nov. 13 10-125, Nov. 20 8-168,  
Nov. 27 10-124, Dec. 4 7-128)4 Andre Rison..... (1990)  
(Sept. 23 11-128, Oct. 7 10-154,  
Oct. 14 9-172, Oct. 21 5-161)**PASSING****Most Consecutive Passes Without INT**

197 Steve Bartkowski.....(1982-83)

**185 Matt Ryan.....(2010)**

185 Chris Miller..... (1989)

**Most Consecutive Games With TD Pass****22 Matt Ryan.....(2010-2012)**

22 Chris Chandler..... (1997-99)

14 Chris Miller..... (1991-92)

14 Steve Bartkowski..... (1980-81)

13 Chris Miller..... (1989-90)

**INTERCEPTIONS****Most Consecutive Games Pass INT**

6 Matt Ryan.....(Weeks 5-10, 2009)



## ALL-TIME LISTS

### ALL-TIME FUMBLE RETURNS FOR TOUCHDOWN

Date	Play
(10/19/69)	Jim Weatherford for 74 yards at S.F.
(12/21/69)	Claude Humphrey for 24 yards vs. Min.
(10/25/70)	Randy Marshall rec. in end zone vs. N.O.
(12/6/70)	John Mallory for 17 yards at S.F.
(10/17/71)	John Mallory for 54 yards vs. LA Rams
*(10/28/71)	Jim Mitchell for 55 yards at Min.
(12/5/71)	Tom Hayes for 60 yards vs. Oak.
(9/17/72)	John Zook for 26 yards at Chi.
(10/5/75)	Jim Mitchell for 50 yards vs. N.O.
(11/13/77)	Ralph Ortega for 14 yards vs. Det.
(10/29/79)	Rick Byas for 40 yards vs. Sea.
(10/5/80)	Buddy Curry for 30 yards vs. Det.
(10/5/80)	Joel Williams for 42 yards vs. Det.
(12/14/80)	Al Richardson rec. in end zone vs. S.F.
(10/6/81)	Kenny Johnson for 35 yards vs. N.O.
(10/13/81)	Joel Williams for 57 yards at G.B.
(10/5/81)	Kenny Johnson for 20 yards at Phi.
(11/29/81)	Alfred Jackson rec. in end zone at Hou.
(9/12/82)	Bob Glazebrook for 91 yards at NYG
** (1/9/83)	Doug Rogers rec. in end zone at Min.
(10/30/83)	John Rade for 16 yards vs. N.E.
(11/20/83)	Blane Gaison for 64 yards vs. S.F.
(10/20/85)	Mike Gann for 42 yards vs. N.O.
(10/21/86)	Mike Pitts for 22 yards at Dal.
(10/26/86)	James Britt for 65 yards at LA Rams
(12/6/87)	Robert Moore for 20 yards at Dal.
(10/30/88)	Mike Gann for 36 yards at Phi.
(12/11/88)	Jessie Tuggle for two yards at LA Rams
(10/17/89)	Bobby Butler for 29 yards vs. Dal.
(10/9/90)	Jessie Tuggle for 65 yards vs. Hou.
(10/22/91)	Jessie Tuggle for 18 yards vs. LA Raiders
(9/29/91)	Ken Tippins for 23 yards vs. N.O.
(11/17/91)	Oliver Barnett for 75 yards vs. T.B.
(12/1/91)	Joe Fishback for 16 yards vs. G.B.
(12/3/92)	Jessie Tuggle for 69 yards vs. N.O.
(9/27/93)	Vinnie Clark for 46 yards vs. Pitt.
(11/13/94)	Eric Jack for 27 yards at N.O.
(10/4/97)	William White for 18 yards vs. Car.
(10/11/97)	Antonio Edwards for two yards at NYG
(11/8/98)	Chuck Smith for 71 yards at N.E.
(11/15/98)	Jessie Tuggle for one yard vs. S.F.
(11/3/02)	Patrick Kerney for four yards vs. Bal.
(10/26/04)	Brady Smith for zero yards vs. Stl.
(10/16/05)	DeAngelo Hall for 66 yards at N.O.
(10/24/05)	Chauncey Davis for 24 yards vs. NYJ
(10/7/07)	DeAngelo Hall for 56 yards at Ten.
^ (12/21/08)	Justin Blalock rec. in end zone at Min.
(11/2/09)	Kroy Biermann for four yards at N.O.
(12/27/09)	Lawrence Sidbury for 11 yards vs. Buf.
(12/19/10)	Jonathan Babineaux in endzone at Sea.
(12/15/11)	Corey Peters for 13 yards vs. Jax
(11/18/12)	Jonathan Babineaux for 15 yards vs. Az.
*Ball was fumbled by teammate and picked up and run back for a touchdown.	
**1982 Playoffs	
^Ball was fumbled by teammate in end zone	

and recovered for a touchdown.

### ALL-TIME INTERCEPTIONS FOR A TOUCHDOWN

Date	Play
(12/4/66)	Bobby Riddle for 62 yards at Min.
(10/17/67)	Lee Calland for 77 yards at Bal.
(10/29/67)	Tommy Nobis for 41 yards vs. Min.
(10/20/68)	Ken Reaves for 90 yards at LA Rams
(12/15/68)	Jimmy Burson for 73 yards vs. S.F.
(10/31/71)	Don Hansen for 40 yards at Cle.
(10/1/72)	Tommy Nobis for 29 yards vs. LA Rams
(9/16/73)	Tom Hayes for 65 yards at N.O.
(12/9/73)	Tom Hayes for 38 yards vs. Stl.
(10/6/74)	Ray Brown for 59 yards at NYG
(11/23/75)	Ray Brown for 41 yards vs. Den.
(11/30/75)	Rolland Lawrence for 87 yards at Oak.
(11/13/77)	Robert Pennywell for 20 yards vs. Det.
(11/20/77)	Rick Byas for 72 yards at N.O.
(9/2/79)	James Mayberry for six yards at N.O.
(12/16/79)	Robert Pennywell for 39 yards vs. S.F.
(9/13/81)	Fulton Kuykendall for 20 yards at G.B.
(9/20/81)	Tom Pridemore for 101 yards vs. S.F.
(11/23/81)	Buddy Curry for 35 yards vs. Min.
*(1/9/83)	Bob Glazebrook for 35 yards vs. Min.
(11/27/83)	Kenny Johnson (2) for 26 & 31 yds vs G.B.
(9/23/84)	Jeff Jackson for 35 yards vs. Hou.
(9/22/85)	John Rade for 38 yards vs. Den.
(9/21/86)	Bobby Butler for 33 yards at Dal.
(11/16/86)	Joel Williams for 14 yards vs. Chi.
(9/18/88)	Robert Moore for 47 yards at S.F.
(9/9/90)	Deion Sanders for 82 yards vs. Hou.
(12/23/90)	Scott Case for 36 yards vs. LA Rams
(12/30/90)	Deion Sanders for 61 yards vs. Dal.
(12/15/91)	Deion Sanders for 55 yards vs. Sea.
(9/11/94)	Darnell Walker for 44 yards vs. L.A.
(11/5/95)	Alton Montgomery for 71 yards vs. Det.
(11/26/95)	Jessie Tuggle for 27 yards at Arz.
(10/18/98)	Eugene Robinson for 25 yards vs. N.O.
(12/27/98)	Ronnie Bradford for 11 yards vs. Mia.
(12/5/99)	Ray Buchanan 52 yards vs. N.O.
(9/3/00)	Ashley Ambrose for 36 yards vs. S.F.
(10/1/00)	Tim Dwight for 70 yards at Phi.
(11/24/02)	Keion Carpenter for 41 yards at Car.
(11/16/03)	Tod McBride for 15 yards at N.O.
(12/7/03)	Kevin Mathis for 32 yards in OT vs. Car.
(12/20/03)	Juran Bolden for 41 yards at T.B.
(10/3/04)	Kevin Mathis for 35 yards at Car.
(10/31/04)	Kevin Mathis for 66 yards at Den.
(12/12/04)	Rod Coleman for 39 yards vs. Oak.
(1/2/05)	DeAngelo Hall for 48 yards at Sea.
(9/21/08)	Chris Houston 10 yards at K.C.
(11/9/08)	Chevis Jackson 95 yards vs. N.O.
(11/8/09)	Tye Hill 62 yards vs. Was.
(10/10/10)	Kroy Biermann 31 yards at Cle.
(12/27/10)	Chauncey Davis 26 yards vs. N.O.
(09/11/11)	Kroy Beirmann 50 yards at Chi.
(01/01/12)	Curtis Lofton 26 yards vs. T.B.
(10/14/12)	Asante Samuel 79 yards vs. OAK
*1982 NFC Playoffs	





### ALL-TIME 2-POINT CONVERSIONS

Date	Play
(10/2/94)	Terance Mathis at LA Rams
(10/27/94)	Terance Mathis vs. Phi.
(12/18/94)	Andre Rison at G.B.
(10/1/95)	Terance Mathis vs. N.E.
(11/5/95)	Terance Mathis vs. Det.
(9/17/99)	Terance Mathis at N.O.
(9/22/96)	Terance Mathis vs. Phi.
(11/29/98)	Jamal Anderson at Stl.
(10/15/00)	Jamal Anderson at Stl.
(10/14/01)	Shawn Jefferson vs. S.F.
(9/18/05)	Alge Crumpler at Sea.
(10/9/05)	Brian Finneran vs. N.E.
(11/13/05)	Brian Finneran vs. G.B.
(1/1/06)	Brian Finneran vs. Car.
(12/7/08)	Michael Jenkins at N.O.
(10/24/10)	Roddy White vs. Cin.

### ALL-TIME BLOCKED PUNT FOR TOUCHDOWN

Date	Play
(12/7/69)	Ron Acks rec. in the end zone vs. N.O.
(10/3/71)	Tom Hayes for 20 yards at Det.
(10/10/71)	Tom Hayes for 25 yards vs. Stl.
(9/3/78)	Tom Moriarty rec. in end zone vs. Hou.
(10/21/79)	Rolland Lawrence for 41 yards at S.F.
(10/5/80)	Frank Reed for 16 yards vs. Det.
(10/14/90)	Bobby Butler for 62 yards vs. S.F.
(1/4/03)	Artie Ulmer for 1 yd at G.B. in NFC W.C.

### ALL-TIME BLOCKED FIELD GOAL FOR T.D.

Date	Play
(10/12/95)	Kevin Ross for 83 yards at Stl.
(10/16/05)	Demorrio Williams for 59 yards at N.O.

### ALL-TIME KICKOFF RETURN FOR TOUCHDOWN

Date	Play
(9/17/67)	Ron Smith for 99 yards at Bal.
(11/16/69)	Mal Snider for 48 yards vs. Chi.
(12/17/78)	Dennis Pearson for 100 yards at Stl.
(10/20/85)	Cliff Austin for 94 yards vs. N.O.
(12/20/87)	Sylvester Stamps for 97 yards vs. S.F.
(12/30/90)	Keith Jones for 76 yards vs. Dal.
(10/13/91)	Deion Sanders for 100 yards vs. S.F.
(10/13/92)	Deion Sanders for 99 yards at Was.
(11/21/92)	Deion Sanders for 73 yards at Buf.
(9/27/93)	Tony Smith for 97 yards vs. Pitt.
(11/30/97)	Byron Hanspard for 93 yards at Sea.
(12/7/97)	Byron Hanspard for 99 yards at S.D.
(10/4/98)	Tim Dwight for 93 yards vs. Car.
(9/10/00)	Darrick Vaughn for 100 yards at Den.
(10/15/00)	Darrick Vaughn for 96 yards at Stl.
(12/17/00)	Darrick Vaughn for 88 yards at N.O.
(1/6/02)	Darrick Vaughn for 96 yards at Stl.
(12/15/02)	Allen Rossum for 91 yards vs. Sea.

(12/5/10) Eric Weems for 102 yards at T.B.  
 \*(1/15/11) Eric Weems for 102 yards vs. G.B.  
 \* 2010 Divisional Round Playoff Game

### ALL-TIME PUNT RETURN FOR TOUCHDOWN

Date	Play
(10/25/70)	Tom McCauley for 77 yards vs. N.O.
(12/20/70)	John Mallory for 75 yards vs. Min.
(9/29/74)	Gerald Tinker for 72 yards vs. N.O.
(10/23/83)	Billy Johnson for 71 yards at NYJ
(9/10/89)	Deion Sanders for 68 yds. vs. LA Rams
(10/28/90)	Deion Sanders for 79 yards vs. Cin.
(10/12/95)	Eric Metcalf for 66 yards at Stl.
(12/12/99)	Winslow Oliver for 58 yards at S.F.
(1/3/00)	Tim Dwight for 70 yards vs. S.F.
(10/1/00)	Tim Dwight for 70 yards at Phi.
(11/23/03)	Allen Rossum for 59 yards vs. Tenn.
(10/24/04)	Allen Rossum for 75 yards at K.C.
(11/23/08)	Harry Douglas for 61 yards vs. Car.
(1/2/11)	Eric Weems for 55 yards vs. Car.



## TOP PERFORMANCES

### RUSHING YARDAGE

220	Michael Turner vs. Det., (22 att) ... (9/7/08)	129	Gerald Riggs vs. Phi., (27 att) ... (11/10/85)
208	Michael Turner vs. Stl., (25 att) ... (12/28/08)	129	William Andrews vs. G.B., (20 att) ... (11/27/83)
202	Gerald Riggs vs. N.O., (35 att) ... (9/2/84)	129	Haskel Stanback vs. N.O., (22 att) ... (12/18/77)
197	Gerald Riggs vs. K.C., (26 att) ... (12/8/85)	129	Gerald Riggs vs. T.B., (27 att) ... (9/28/86)
192	Erric Pegram vs. S.F., (27 att) ... (9/19/93)	128	Erric Pegram at LA Rams, (27 att) (11/14/93)
188	Jamal Anderson at Stl., (31 att) ... (11/29/98)	127	Michael Vick vs. T.B., (14 att) ... (9/17/06)
180	Erric Pegram at Cin., (37 att) ... (12/26/93)	127	Gerald Riggs vs. Was., (22 att) ... (11/3/85)
178	Warrick Dunn at NYG., (25 att) ... (11/9/03)	127	Gerald Riggs vs. Dal., (24 att) ... (10/27/85)
173	Michael Vick at Min., (10 att) ... (12/1/02)	127	Jim Butler vs. S.F., (17 att) ... (10/4/70)
172	Michael Turner vs. T.B., (17 att) ... (1/1/12)	126	Warrick Dunn vs. Min., (18 att) ... (10/02/05)
172	Jamal Anderson vs. Stl., (22 att) ... (11/1/98)	126	William Andrews vs. S.F., (28 att) (9/25/83)
172	Gerald Riggs vs. Mia., (33 att) ... (11/30/88)	125	William Andrews vs. N.E., (25 att) (10/30/83)
167	William Andrews vs. N.O., (30 att) (9/2/79)	125	John Settle vs. Den., (25 att) ... (10/16/88)
166	Michael Turner vs. Was., (18 att) (11/8/09)	124	William Andrews vs. N.E., (19 att) (9/14/80)
166	Michael Vick vs. N.O., (12 att) ... (11/26/06)	123	Jamal Anderson at S.F., (13 att) ... (9/27/98)
162	Warrick Dunn at N.O., (23 att) ... (11/16/03)	123	Erric Pegram at N.O., (34 att) ... (10/24/93)
162	Jamal Anderson vs. Stl., (20 att) ... (11/2/97)	123	Gerald Riggs vs. LA Rams, (41 att) ... (11/17/85)
162	Steve Broussard vs. Was., (26 att) (12/19/93)	123	Lynn Cain vs. Min., (24 att) ... (9/7/80)
161	William Andrews vs. Mia., (21 att) (12/10/83)	123	Woody Thompson vs. N.O., (24 att) (11/20/77)
161	Dave Hampton vs. L.A., (29 att) ... (10/1/72)	122	Jamal Anderson vs. Ind., (30 att) (12/6/98)
158	Gerald Riggs vs. N.O., (39 att) ... (12/22/85)	122	Michael Turner at Det., (27 att) ... (10/23/11)
158	William Andrews vs. Buf., (28 att) (12/17/83)	121	Michael Turner vs. Cin., (23 att) (10/24/10)
155	Warrick Dunn vs. NYJ., (24 att) ... (10/24/05)	121	Michael Turner at G.B., (26 att) (10/5/08)
155	Mike Rozier vs. Dal., (21 att) ... (12/30/90)	121	William Andrews vs. Phi., (24 att) (9/10/79)
152	Michael Turner vs. T.B., (32 att) (12/14/08)	120	Michael Turner at S.D., (31 att) ... (11/30/08)
152	Jamal Anderson at Arz., (33 att) (12/21/97)	120	Craig Heyward vs. NYJ., (19 att) ... (9/24/95)
151	Michael Turner at N.O., (20 att) ... (11/2/09)	120	Gerald Riggs vs. Was., (23 att) ... (9/20/87)
150	William Andrews vs. Phi., (25 att) (10/2/83)	120	Gerald Riggs vs. Hou., (25 att) ... (9/23/84)
150	William Andrews vs. Det., (32 att) (9/18/83)	119	Jamal Anderson at Det., (25 att) (11/12/00)
148	Maurice Smith vs. Dal., (27 att) ... (11/11/01)	119	William Andrews vs. Rams, (21 att) ... (11/21/82)
148	Jamal Anderson at N.O., (27 att) (12/13/98)	119	William Andrews vs. Rams, (21 att) ... (10/11/81)
147	Jason Snelling at T.B., (25 att) ... (1/3/10)	119	Gerald Riggs vs. Dal., (30 att) ... (12/6/87)
147	Jamal Anderson at Det., (30 att) (12/20/98)	117	Michael Turner vs. Car., (24 att) (11/23/08)
146	Warrick Dunn vs. NYG., (14 att) (10/15/06)	117	Warrick Dunn vs. Arz., (20 att) ... (9/26/04)
145	Lynn Cain vs. LA Rams (35 att) ... (10/7/84)	117	Jamal Anderson vs. Car., (31 att) ... (10/4/98)
142	Warrick Dunn at N.O., (23 att) ... (10/27/02)	117	Craig Heyward vs. Stl., (20 att) ... (11/19/95)
141	Michael Vick vs. Car., (14 att) ... (12/7/03)	117	Junior Coffey vs. Cle., (17 att) ... (10/30/66)
141	Gerald Riggs vs. LA Rams, (35 att) ... (10/12/86)	115	Michael Vick at Den., (12 att) ... (10/31/04)
140	Michael Turner at Cle., (19 att) ... (10/10/10)	115	William Andrews vs. Stl., (20 att) (11/9/80)
139	Michael Turner at Car., (27 att) ... (10/16/11)	115	William Andrews vs. Rams, (23 att) (12/14/81)
139	Michael Turner at Oak., (30 att) ... (11/2/08)	115	Gerald Riggs vs. S.F., (19 att) ... (9/18/88)
139	Gerald Riggs vs. Sea., (23 att) ... (10/13/85)	115	John Settle vs. Sea., (21 att) ... (10/2/88)
136	Gerald Riggs vs. S.F., (28 att) ... (9/30/84)	115	Mike Rozier vs. T.B., (23 att) ... (12/2/90)
136	Gerald Riggs vs. Ind., (30 att) ... (12/7/86)	114	Michael Turner vs. Phi., (21 att) ... (9/18/11)
135	Dave Hampton vs. Stl., (23 att) ... (9/21/75)	114	Michael Turner at N.O., (30 att) ... (9/26/10)
134	Warrick Dunn vs. T.B., (21 att) ... (9/17/06)	114	Jim Butler vs. N.O., (20 att) ... (10/24/71)
134	Warrick Dunn vs. Car., (28 att) ... (12/18/04)	113	Gerald Riggs vs. Hou., (21 att) ... (10/25/87)
134	Gerald Riggs vs. Was., (27 att) ... (11/5/84)	112	Michael Turner at Car., (28 att) ... (12/12/10)
133	Gerald Riggs vs. S.F., (30 att) ... (12/2/84)	112	Gerald Riggs vs. Cin., (23 att) ... (11/15/87)
132	Warrick Dunn at Car., (29 att) ... (9/10/06)	112	Haskel Stanback vs. T.B., (23 att) (9/24/78)
132	Warrick Dunn at Sea., (25 att) ... (1/2/04)	111	Michael Turner at Car., (9 att) ... (11/15/09)
132	Warrick Dunn vs. Det., (30 att) (12/22/02)	111	William Andrews vs. Rams, (20 att) ... (10/26/80)
132	Jamal Anderson vs. N.O., (25 att) (10/18/98)	111	William Andrews vs. Was., (24 att) ... (11/30/80)
131	Michael Turner at Stl., (28 att) ... (11/21/10)	111	Gerald Riggs vs. Stl., (29 att) ... (9/14/86)
131	Gerald Riggs vs. Det., (31 att) ... (9/8/85)	110	Michael Turner vs. G.B., (23 att) (11/28/10)
131	William Andrews vs. S.D., (21 att) (12/2/79)	110	Jamal Anderson vs. NYG., (29 att) ... (10/11/98)
129	Jason Snelling vs. Arz., (24 att) ... (9/19/10)	110	Gerald Riggs vs. Chi., (30 att) ... (11/24/85)
129	Warrick Dunn at Pitt., (20 att) ... (11/10/02)	109	Michael Vick vs. Stl., (12 att) ... (9/19/04)
		109	Jamal Anderson vs. Car., (22 att) (11/3/96)



109	Gerald Riggs vs. Dal., (25 att) . . . . (9/21/86)	177	Andre Rison vs. Chi., (10 rec) . . . . (9/27/92)
108	Jamal Anderson at Car., (14 att) . . . (9/1/96)	173	Bert Emanuel vs. Rams, (9 rec) . . (12/15/96)
108	William Andrews vs. S.F., (24 att) . . (12/19/82)	172	Andre Rison vs. S.F., (9 rec) . . . . (10/14/90)
108	Gerald Riggs vs. Stl., (29 att) . . . . (9/14/86)	169	<b>Roddy White vs. Car., (8 rec) . . . (9/30/12)</b>
107	Michael Turner vs. T.B., (24 att) . . . (11/7/10)	169	Stacey Bailey vs. Dal., (4 rec) . . . . (9/25/88)
107	Jerious Norwood at Was., (9 att) . . (12/3/06)	168	Peerless Price vs. Min., (12 rec) . . (10/5/03)
107	Jamal Anderson vs. K.C., (28 att) . . (12/24/00)	166	Terance Mathis at Pitt., (12 rec) . (10/25/99)
107	Sonny Collins vs. S.F., (31 att) . . . . (11/14/76)	164	<b>Roddy White at N.O., (10 rec) . . (12/7/08)</b>
106	Jerious Norwood vs. Arz., (6 att) . . (10/1/06)	164	Ken Burrow vs. S.F., (5 rec) . . . . (10/28/73)
106	Dave Hampton vs. Den., (26 att) . (11/23/75)	163	Terance Mathis at Den., (8 rec) . . (11/20/94)
105	Michael Turner vs. Car., (28 att) . . (9/20/09)	162	Tim Dwight vs. S.F., (7 rec) . . . . . (1/3/00)
105	William Andrews vs. S.F., (18 att) . (12/4/80)	161	Andre Rison vs. Rams, (5 rec) . . (10/21/90)
104	Michael Turner vs. K.C., (23 att) . . (9/21/08)	159	Stacey Bailey vs. Was., (9 rec) . . . (12/4/83)
104	Jamal Anderson at N.E., (32 att) . . (11/8/98)	158	Stacey Bailey vs. Rams, (7 rec) . . (10/7/84)
104	Michael Vick at NYG, (15 att) . . . (11/21/04)	155	Eric Metcalf at N.O., (11 rec) . . . . (9/17/95)
104	Bubba Bean vs. Rams, (17 att) . . . (11/19/79)	154	Andre Rison vs. N.O., (10 rec) . . . (10/7/90)
104	Cliff Austin vs. N.O., (27 att) . . . . (9/7/86)	153	<b>Roddy White at Det., (8 rec) . . (12/22/12)</b>
104	Steve Broussard vs. S.F., (10 att) . . (10/13/91)	153	Billy Johnson vs. N.O., (11 rec) . . (10/20/85)
104	Dave Hampton vs. N.O., (19 att) . . (9/16/73)	153	Wallace Francis vs. NYG, (7 rec) . . (10/1/78)
103	Michael Turner vs. Car., (13 att) . . (9/30/12)	152	Alfred Jenkins vs. Was., (7 rec) . . . (9/25/77)
103	Warrick Dunn vs. Oak., (25 att) . . (12/12/04)	148	Shawn Jefferson vs. S.F., (7 rec) . . (9/3/00)
103	Jamal Anderson vs. Mia., (18 att) . (12/27/98)	148	Wallace Francis vs. S.F., (4 rec) . . (12/14/80)
103	Jamal Anderson at Det., (16 att) . . (10/6/96)	148	Michael Haynes vs. Dal., (5 rec) . (12/22/91)
103	Art Malone vs. Rams, (18 att) . . . (10/1/72)	147	<b>Julio Jones at T.B. (6 rec) . . . . . (11/25/12)</b>
102	Michael Turner vs. Dal, (20 att) . . . (11/4/12)	147	Andre Rison vs. T.B., (11 rec) . . . . (12/31/93)
102	Byron Hanspard vs. Arz., (26 att) . (12/26/99)	147	Alfred Jenkins vs. S.F., (7 rec) . . . (12/14/75)
102	Craig Heyward at N.O., (25 att) . . . (9/17/95)	147	<b>Roddy White vs. Ten., (7 rec) . . . (11/20/11)</b>
102	Lynn Cain vs. Det., (21 att) . . . . . (10/5/80)	146	<b>Roddy White at Stl., (10 rec) . . . (12/2/07)</b>
102	John Settle vs. N.O., (10 att) . . . . (9/11/88)	146	Floyd Dixon vs. Phi., (8 rec) . . . . . (10/5/86)
102	Mike Rozier vs. Rams, (21 att) . . . (12/23/90)	144	Alex Hawkins vs. Phi., (9 rec) . . . . (9/18/66)
101	Michael Vick vs. Arz., (11 att) . . . . (10/1/06)	143	Jim Mitchell vs. LA Rams, (4 rec) . (9/26/71)
101	Warrick Dunn vs. Sea., (20 att) . . (12/15/02)	141	<b>Roddy White at Arz., (12 rec) . . (12/23/07)</b>
101	William Andrews vs. Phi., (18 att) . (12/7/80)	140	<b>Roddy White at T.B., (9 rec) . . . . (9/25/11)</b>
101	William Andrews vs. Hou., (25 att) . (11/19/81)	140	Tony Martin vs. Ind., (7 rec) . . . . . (12/6/98)
101	Dave Hampton vs. N.O., (25 att) . . (10/5/75)	140	Stacey Bailey vs. Phi., (8 rec) . . . (12/16/84)
101	Steve Broussard vs. S.D., (20 att) . . (9/15/91)	139	<b>Roddy White vs. Buf., (8 rec) . . (12/27/09)</b>
100	Michael Turner vs. Ten., (21 att) . . (11/20/11)	138	<b>Roddy White vs. Bal., (12 rec) . . (11/11/10)</b>
100	Michael Turner at Chi., (10 att) . . . (9/11/11)	138	Wallace Francis vs. Den., (8 rec) . . (9/16/79)
100	Warrick Dunn at N.O., (22 att) . . . (10/16/05)	136	Bert Emanuel vs. Arz., (4 rec) . . . . (12/24/94)
100	T. J. Duckett at Car., (14 att) . . . . (9/28/030)	136	Billy Johnson vs. Raid., (6 rec) . . . (12/1/85)
100	Jamal Anderson vs. S.F., (31 att) . . (11/15/98)	136	Alfred Jenkins vs. Cle., (6 rec) . . . (9/27/81)
100	Sonny Collins vs. Sea., (17 att) . . . . (11/7/76)	136	Alfred Jenkins vs. Mia., (4 rec) . . . (9/21/80)
100	William Andrews vs. S.F., (21 att) . (9/28/80)	135	<b>Roddy White vs. Jax., (10 rec) . . (12/15/11)</b>
100	Warrick Dunn vs. S.F., (27 att) . . . . (11/4/07)	134	Alfred Jenkins vs. S.F., (7 rec) . . . . (11/8/81)

## RECEIVING YARDAGE

210	Roddy White at S.F., (8 rec) ....(10/11/09)	132	William Andrews vs. Stl., (8 rec). (10/18/81)
201	Roddy White vs. Cin., (11 rec).. (10/24/10)	131	Julio Jones at Ind., (3 rec) .....(11/6/11)
198	Terance Mathis at N.O., (6 rec) . (12/13/98)	131	Shawn Jefferson at Pitt., (9 rec) . (11/10/02)
193	Andre Rison at Det., (14 rec) ..... (9/4/94)	131	Alfred Jenkins vs. N.O., (7 rec).... (9/2/79)
193	Alfred Jackson vs. S.F., (11 rec).... (12/2/84)	130	Terance Mathis at S.F., (7 rec) .... (9/27/98)
190	Michael Haynes vs. Was., (6 rec)... (12/17/89)	129	Julio Jones vs. Dal., (5 rec) ..... (11/4/12)
190	Ken Burrow vs. Det., (6 rec) ..... (10/3/71)	129	Warrick Dunn vs. Ten., (9 rec)... (11/23/03)
190	Ken Burrow vs. N.O., (8 rec) .....(12/19/71)	129	Alfred Jenkins vs. Den., (5 rec) ... (9/16/79)
187	Michael Haynes vs. N.O., (6 rec) .(11/24/91)	128	Julio Jones at N.O., (8 rec) ..... (12/26/11)
184	Terance Mathis vs. Rams,(10 rec) (11/19/95)	128	Terance Mathis at S.F., (7 rec) .... (12/4/94)
182	Quentin McCord vs. Det., (7 rec)(12/22/02)	128	George Thomas vs. Min., (7 rec) .. (9/8/91)
182	Michael Haynes vs. N.O., (7 rec) . (9/12/93)	128	Andre Rison vs. S.F., (11 rec) ..... (9/23/90)
179	Alfred Jenkins vs. N.O., (5 rec).... (11/1/81)	127	Roddy White at N.O., (11 rec) ... (12/26/11)



127	<b>Julio Jones at Sea., (11 rec) . . . . . (10/2/11)</b>	109	Alfred Jackson vs. Pitt., (5 rec) . . . . (11/15/81)
127	<b>Roddy White vs. Car., (7 rec) . . . . . (9/23/07)</b>	109	Jim Mitchell vs. Rams, (7 rec) . . . . (12/1/74)
126	Shawn Collins vs. G.B., (5 rec) . . . . (10/1/89)	108	<b>Julio Jones at K.C. (6 rec) . . . . . (9/9/12)</b>
125	Terance Mathis at N.O., (10 rec) . . . . (9/13/94)	108	<b>Roddy White at N.O., (4 rec) . . . . (11/2/09)</b>
124	Terance Mathis vs. Phi., (10 rec) . . . . (11/27/94)	108	<b>Roddy White vs. T.B., (4 rec) . . . . (11/20/05)</b>
124	Andre Rison vs. G.B., (8 rec) . . . . . (12/1/91)	108	Maurice Smith at Arz., (2 rec) . . . . (9/30/01)
123	<b>Roddy White vs. Arz., (8 rec) . . . . . (11/18/12)</b>	108	Bert Emanuel vs. Stl., (6 rec) . . . . . (11/2/97)
123	<b>Julio Jones at Phi, (5 rec) . . . . . (10/28/12)</b>	108	Wallace Francis vs. Rams, (10 rec) (12/9/79)
123	<b>Tony Gonzalez at Wsh., (13 rec) . . . . . (10/7/12)</b>	108	Arthur Cox vs. NYJ, (4 rec) . . . . . (11/9/86)
123	Terance Mathis at Car., (4 rec) . . . . (9/1/96)	107	Terance Mathis at Car., (8 rec) . . . . (10/26/97)
123	Terance Mathis vs. K.C., (13 rec) . . . . (9/18/94)	107	Andre Rison vs. S.F., (6 rec) . . . . . (12/11/93)
123	Andre Rison vs. Rams, (12 rec) . . . . (9/11/94)	107	Drew Hill vs. Rams, (8 rec) . . . . . (12/27/92)
123	Alfred Jackson vs. Det., (5 rec) . . . . (9/18/83)	107	Billy Ryckman vs. Chi., (8 rec) . . . . (11/19/78)
122	<b>Tony Gonzalez at N.O. (11 rec) . . . . . (11/11/12)</b>	106	Andre Rison vs. Det., (6 rec) . . . . . (9/5/93)
122	Eric Metcalf at Cin., (9 rec) . . . . . (11/24/96)	106	Stacey Bailey vs. Phi., (7 rec) . . . . (10/2/83)
122	Alfred Jenkins vs. Rams, (7 rec) . . . . (11/5/72)	106	Stacey Bailey vs. Rams, (6 rec) . . . . (10/16/83)
121	Bert Emanuel at T.B., (9 rec) . . . . . (10/22/95)	106	William Andrews vs. Den., (3 rec) (12/5/82)
120	Andre Rison vs. Rams, (5 rec) . . . . (11/14/93)	106	Alfred Jenkins vs. Oak., (4 rec) . . . . (11/30/75)
120	Wes Chesson vs. Rams, (7 rec) . . . . (11/5/72)	106	Alfred Jenkins vs. Den., (6 rec) . . . . (11/23/75)
120	Paul Flatley vs. Phi., (4 rec) . . . . . (12/14/69)	106	John Settle vs. S.D., (10 rec) . . . . . (11/13/88)
120	<b>Roddy White vs. Min., (10 rec) . . . . . (11/27/11)</b>	106	Eric Metcalf at T.B., (4 rec) . . . . . (10/22/95)
119	<b>Roddy White vs. K.C., (5 rec) . . . . . (9/21/08)</b>	105	Tony Martin vs. Mia., (3 rec) . . . . (12/27/98)
119	Charlie Brown vs. N.O., (7 rec) . . . . (9/7/86)	105	Floyd Dixon vs. Was., (5 rec) . . . . (9/20/87)
118	<b>Roddy White vs. Dal. (7 rec) . . . . . (11/4/12)</b>	105	Alfred Jenkins vs. NYG, (6 rec) . . . . (11/11/79)
118	Alge Crumpler vs. T.B., (4 rec) . . . . (11/14/04)	105	Harmon Wages vs. N.O., (3 rec) . . . . (12/7/69)
118	Andre Rison at N.O., (8 rec) . . . . . (11/13/94)	105	Michael Haynes vs. Was., (2 rec) (11/10/91)
117	<b>Roddy White at Car., (9 rec) . . . . . (12/9/12)</b>	105	Mike Pritchard vs. Dal., (9 rec) . . . . (12/21/92)
117	Alge Crumpler vs. Pitt., (4 rec) . . . . (10/22/06)	104	<b>Julio Jones at Car., (3 rec) . . . . . (12/11/11)</b>
117	Terance Mathis at N.E., (8 rec) . . . . (11/8/98)	104	<b>Roddy White vs. S.F., (7 rec) . . . . (10/3/10)</b>
117	Junior Miller vs. N.E., (8 rec) . . . . (9/14/80)	104	<b>Roddy White vs. Phi., (9 rec) . . . . (12/6/09)</b>
116	Tony Martin vs. N.O., (7 rec) . . . . (10/18/98)	104	<b>Roddy White vs. Ind., (6 rec) . . . . (11/22/07)</b>
116	Bert Emanuel vs. Min., (9 rec) . . . . . (9/8/96)	104	<b>Roddy White vs. Dal., (3 rec) . . . . (12/16/06)</b>
116	Billy Johnson vs. Det., (8 rec) . . . . . (9/9/84)	104	Alge Crumpler vs. Det., (4 rec) . . . . (11/24/05)
115	<b>Julio Jones at T.B., (6 rec) . . . . . (9/25/11)</b>	104	Brian Finneran at Car., (5 rec) . . . . (11/24/02)
115	Aubrey Matthews vs. Stl., (7 rec) (11/29/87)	104	Bert Emanuel at N.O., (6 rec) . . . . (9/17/95)
114	<b>Roddy White at N.O., (7 rec) . . . . . (11/11/12)</b>	104	Bert Emanuel vs. Det., (7 rec) . . . . (11/5/95)
114	Brian Finneran at Min., (5 rec) . . . . (12/1/02)	104	Billy Johnson vs. S.F., (6 rec) . . . . (11/20/83)
113	<b>Roddy White at Phi., (8 rec) . . . . . (10/21/08)</b>	103	Brian Finneran vs. N.E., (5 rec) . . . . (10/9/05)
113	Alfred Jackson vs. S.F., (4 rec) . . . . (11/22/78)	103	Alge Crumpler vs. N.O., (4 rec) . . . . (11/28/04)
113	Michael Haynes vs. T.B., (5 rec) . . . . (12/13/92)	102	<b>Roddy White vs. Den., (8 rec) . . . . (9/17/12)</b>
113	Paul Flatley vs. Rams, (6 rec) . . . . . (9/28/69)	102	<b>Roddy White vs. Den., (5 rec) . . . . (11/16/08)</b>
112	<b>Roddy White at S.D., (6 rec) . . . . . (11/30/08)</b>	102	Tim Dwight at Car., (5 rec) . . . . . (11/28/99)
112	<b>Roddy White vs. Chi., (9 rec) . . . . . (10/12/08)</b>	102	Terance Mathis at Car., (8 rec) . . . . (12/17/95)
112	Charlie Brown vs. NYJ, (6 rec) . . . . (11/9/86)	102	Stacey Bailey vs. Min., (4 rec) . . . . (9/16/84)
112	Michael Haynes vs. Rams, (6 rec) (12/8/91)	102	Alfred Jenkins vs. N.O., (4 rec) . . . . (11/2/75)
111	<b>Roddy White at Pitt., (13 rec) . . . . . (9/12/10)</b>	102	Alfred Jenkins vs. Hou., (5 rec) . . . . (11/28/76)
111	Jim Mitchell vs. N.O., (7 rec) . . . . . (9/16/73)	102	Alfred Jenkins vs. Stl., (5 rec) . . . . (12/17/78)
110	<b>Tony Gonzalez at N.O., (8 rec) . . . . . (9/26/10)</b>	101	<b>Roddy White at Cle., (5 rec) . . . . (10/10/10)</b>
110	<b>Roddy White at N.O., (8 rec) . . . . . (10/21/07)</b>	101	Terance Mathis at Dal., (5 rec) . . . . (10/20/96)
110	Billy Johnson vs. Den., (7 rec) . . . . (9/22/85)	101	Paul Flatley vs. Bal., (3 rec) . . . . . (10/5/69)
110	Paul Gibson vs. Rams, (5 rec) . . . . (11/22/70)	101	Alfred Jenkins vs. G.B., (6 rec) . . . . (12/12/76)
110	Lynn Cain vs. Oak., (6 rec) . . . . . (10/24/79)	101	Alfred Jenkins vs. Stl., (4 rec) . . . . (10/18/81)
110	Charlie Brown vs. T.B., (7 rec) . . . . (9/28/86)	101	Michael Haynes vs. Dal., (5 rec) . . . . (12/21/92)
110	Michael Haynes vs. Rams, (4 rec) (10/27/91)	100	<b>Tony Gonzalez at Hou., (7 rec) . . . . (12/4/11)</b>
109	Shawn Jefferson at Oak., (7 rec) (11/26/00)	100	Trevor Gaylor vs. N.O., (3 rec) . . . . (11/17/02)
109	Tony Martin at N.O., (8 rec) . . . . . (12/13/98)	100	Tony Martin vs. Chi., (6 rec) . . . . . (11/22/98)
109	Bert Emanuel at Rams, (4 rec) . . . . (11/10/96)	100	Bert Emanuel at Buf., (6 rec) . . . . . (11/12/95)
109	Stacey Bailey vs. N.O., (7 rec) . . . . (10/9/83)	100	Andre Rison vs. Cle., (6 rec) . . . . . (12/16/90)
109	Milton Barney vs. Rams, (6 rec) . . . . (10/18/87)	100	Andre Rison vs. Mia., (7 rec) . . . . (10/11/92)





## PASSING YARDAGE

431	Chris Chandler vs. Buf., (28-of-40) . (12/23/01)
416	Steve Bartkowski vs. Pitt., (33-of-50) (11/15/81)
<b>411</b>	<b>Matt Ryan at N.O., (34-of-52)..... (11/11/12)</b>
386	Jeff George at N.O., (27-of-39) . . (9/17/95)
378	Steve Bartkowski vs. Stl., (31-of-47) . (11/9/80)
375	Steve Bartkowski vs. Raid., (36-of-54) . (9/19/82)
374	Wade Wilson vs. Rams, (31-of-47) (12/27/92)
<b>373</b>	<b>Matt Ryan at N.O., (34-of-52)..... (12/26/11)</b>
371	Steve Bartkowski vs. Hou., (18-of-25) ... (11/29/81)
<b>369</b>	<b>Matt Ryan at Car., (25-of-40)..... (9/30/12)</b>
366	Steve Bartkowski vs. Det. (24-of-34) (9/18/83)
366	Chris Miller vs. N.O., (23-of-44) . . (10/7/90)
364	Jeff George vs. Phi., (26-of-46) . (11/27/94)
363	Bobby Hebert vs. Rams, (28-of-49) (12/15/96)
362	Jeff George vs. Det., (31-of-40) . . (11/5/95)
361	J. Harrington vs. Car., (31-of-44) . (9/23/07)
<b>353</b>	<b>Matt Ryan at T.B., (26-of-32) . . (11/25/12)</b>
352	Doug Johnson vs. Min., (28-of-40) . (10/5/03)
352	Chris Chandler at G.B., (29-of-50) (11/18/01)
352	Jeff George vs. Rams, (20-of-34) (11/19/95)
<b>351</b>	<b>Matt Ryan vs. N.O., (29-of-52) .. (11/13/11)</b>
351	Chris Miller vs. Chi., (30-of-48) . . (9/27/92)
350	Dave Archer vs. NYJ, (21-of-36) . . (11/9/86)
<b>345</b>	<b>Matt Ryan at Wash., (34-of-52) . (10/7/12)</b>
345	Chris Chandler at N.O., (19-of-28) . (12/13/98)
<b>342</b>	<b>Matt Ryan at Car., (34-of-49) ..... (12/9/12)</b>
<b>342</b>	<b>Matt Ryan vs. Dal., (24-of-34) ..... (11/4/12)</b>
340	Wade Wilson vs. Dal., (30-of-41) (12/21/92)
340	Chris Miller vs. Rams, (28-of-39) (10/8/89)
337	Michael Vick vs. Det., (20-of-38) . (12/22/02)
337	Chris Miller vs. S.F., (25-of-41) . . (9/23/90)
335	Erik Kramer vs. Rams, (27-of-46) (10/18/87)
334	Chris Miller vs. Det., (37-of-66) (12/24/89)
332	Steve Bartkowski vs. Mia., (18-of-36). (9/21/80)
<b>330</b>	<b>Matt Ryan at T.B., (26-of-47) . . . (9/25/11)</b>
<b>329</b>	<b>Matt Ryan at S.F., (22-of-32) . . (10/11/09)</b>
328	Jeff George at N.O., (29-of-49) . . (11/13/94)
326	Steve Bartkowski vs. Den., (20-of-29) . (9/16/79)
325	Chris Miller vs. Dal., (19-of-39) . (12/22/91)
324	Wade Wilson vs. T.B., (19-of-26) (12/13/92)
<b>320</b>	<b>Matt Ryan at Car., (22-of-38) . . . (12/11/11)</b>
<b>319</b>	<b>Matt Ryan at Chi., (31-of-47) . . . (9/11/11)</b>
317	Bobby Hebert vs. Hou., (30-of-52) . . (12/5/93)
<b>316</b>	<b>Matt Ryan vs. Ten., (22-of-32) . . (11/20/11)</b>
<b>316</b>	<b>Matt Ryan vs. Bal., (32-of-50) . . . (11/11/10)</b>
<b>315</b>	<b>Matt Ryan at N.O., (24-of-33) . . (12/7/08)</b>
315	Chris Chandler at Car., (24-of-42). (11/28/99)
315	Chris Redman at Arz., (28-of-42) (12/23/07)
315	Bobby Hebert vs. Dal., (24-of-32) (11/21/93)
313	Steve Bartkowski vs. NYJ, (25-of-36) . (10/23/83)
312	Steve Bartkowski vs. N.O., (22-of-38) (9/2/79)
311	Steve Bartkowski vs. NYG, (24-of-28) (10/25/81)
310	Jeff George at Car., (29-of-53) . . (12/17/95)
310	Chris Miller vs. Was., (17-of-35). (12/17/89)
309	Bob Berry vs. Det., (13-of-23) . . . (10/3/71)
306	Michael Vick vs. T.B., (21-of-38). (11/20/05)
306	Chris Chandler vs. S.F., (19-of-37) . (1/3/00)
305	Steve Bartkowski vs. S.F., (19-of-37) (12/14/75)

304	Bobby Hebert at Cin., (23-of-40) (11/24/96)
<b>303</b>	<b>Chris Redman vs. N.O., (23-of-34 (12/13/09)</b>
303	Mike Moroski vs. G.B., (22-of-35) (11/27/83)
302	Bob Berry vs. G.B., (28-of-44) . . . (9/27/70)
<b>301</b>	<b>Matt Ryan vs. Arz., (28-of-46) . (11/18/12)</b>
<b>301</b>	<b>Matt Ryan vs. Chi., (22-of-30) . (10/12/08)</b>
301	Bob Berry vs. Rams, (15-of-22) . . . (9/26/71)
301	Steve Bartkowski vs. S.F., (28-of-39) . . (11/20/83)
300	Chris Miller vs. Min., (27-of-41) . . . (9/8/91)

## LONGEST PUNTS (65+ YARDS)

75	Harold Alexander vs. Chi. . . . . (10/3/93)
75	John James vs. Oak. . . . . (11/30/75)
72	John James vs. N.O. . . . . (9/16/73)
71	Rick Donnelly vs. NYJ . . . . . (11/9/86)
70	Michael Koenen at Car. . . . . (11/15/09)
70	Billy Lothridge vs. Cle. . . . . (10/27/68)
68	Rick Donnelly vs. Was. . . . . (11/3/85)
68	Rick Donnelly vs. Phi. . . . . (10/5/86)
67	Michael Koenen at Sea. . . . . (9/18/05)
67	John James vs. N.O. . . . . (10/31/76)
65	Michael Koenen at Cin. . . . . (10/29/06)
65	Rick Donnelly vs. Chi. . . . . (11/16/86)
65	Scott Fulhage vs. N.E. . . . . (10/15/89)

## LONGEST RUNS FROM SCRIMMAGE (50+ YARDS)

90t	Warrick Dunn vs. NYG . . . . . (10/15/06)
81t	Michael Turner vs. T.B. . . . . (1/1/12)
78t	Jerious Norwood vs. Arz. . . . . (10/1/06)
77	Byron Hanspard vs. Oak. . . . . (9/14/97)
70	Michael Turner vs. Stl. . . . . (12/28/08)
69t	Jerious Norwood at Was. . . . . (12/3/06)
69t	Warrick Dunn vs. N.O. . . . . (10/19/03)
67t	Jerious Norwood vs. NYG . . . . . (10/15/07)
67	Mike Rozier vs. Dal. . . . . (12/30/90)
66t	Michael Turner at Det. . . . . (9/7/08)
66t	Harmon Wages vs. N.O. . . . . (12/7/69)
65	Warrick Dunn vs. NYJ. . . . . (10/24/05)
65	Ernie Wheelwright vs. Rams . . . . . (9/11/66)
62	John Settle vs. N.O. . . . . (9/11/88)
61	Michael Turner vs. Phi . . . . . (9/18/11)
60t	Jim Butler vs. Det. . . . . (12/8/68)
60t	Bubba Bean vs. T.B. . . . . (11/4/79)
60	Warrick Dunn vs. Arz. . . . . (9/26/04)
59	Warrick Dunn at Buf. . . . . (9/25/05)
59t	Warrick Dunn at Pitt. . . . . (11/10/02)
58t	Michael Turner vs. Was. . . . . (11/8/09)
58	Michael Vick vs. Arz. . . . . (9/26/04)
58	Maurice Smith vs. N.E. . . . . (11/4/01)
57	Byron Hanspard vs. Den. . . . . (9/28/97)
57	Gerald Riggs vs. N.O. . . . . (9/2/84)
56	Warrick Dunn at N.O. . . . . (10/27/02)
56	Dave Hampton vs. Rams . . . . . (10/1/72)
55	Michael Turner at Cle. . . . . (10/10/10)
55	T.J. Duckett vs. Min. . . . . (10/5/03)
55t	Haskel Stanback vs. Det. . . . . (9/23/79)
54	Warrick Dunn at N.O. . . . . (11/16/03)
53	Michael Turner at Chi. . . . . (9/11/11)



53	Bob Christian at Car. ....	(11/25/01)
53	Byron Hanspard vs. Phi. ....	(12/14/97)
51	Michael Vick vs. N.O. ....	(11/26/06)
50	Michael Turner at Det. ....	(10/23/11)
50	Gerald Riggs vs. K.C. ....	(12/8/85)
50t	Steve Broussard vs. Cin. ....	(10/28/90)

### LONGEST PASS COMPLETIONS (75+ YARDS)

98t	Bobby Hebert to Michael Haynes vs. N.O. ....	(10/12/93)
94t	Chris Chandler to Jamal Anderson vs. Car. ....	(9/23/01)
90t	Matt Ryan to Roddy White at S.F. ....	(10/11/09)
89t	Chris Miller to Michael Haynes vs. Was. ....	(9/13/92)
88t	Bob Berry to Harmon Wages vs N.O. ....	(12/7/69)
86t	Doug Johnson to Warrick Dunn vs. Ten. ....	(11/23/03)
86t	Steve Bartkowski to William Andrews vs. Den. ....	(12/5/82)
85t	Jeff George to Bert Emanuel vs. Arz. ....	(12/24/94)
84	Bob Berry to Ken Burrow vs. N.O. ....	(12/19/71)
82t	Randy Johnson to Ray Ogden vs. S.F. ....	(12/10/67)
81	Jeff George to Terance Mathis at S.F. ....	(12/4/94)
81t	Steve Bartkowski to Wallace Francis vs. S.F. ....	(12/14/80)
80t	<b>Matt Ryan to Julio Jones at T.B. ....</b>	<b>(11/25/12)</b>
80t	<b>Matt Ryan to Julio Jones at Ind. ....</b>	<b>(11/6/11)</b>
80t	Chris Miller to Michael Haynes vs. N.O. ....	(11/24/91)
79t	Chris Chandler to Maurice Smith at Arz. ....	(9/30/01)
78t	Chris Chandler to Terance Mathis vs. S.F. ....	(11/15/98)
76t	Steve Bartkowski to Floyd Hodge vs. S.F. ....	(9/25/83)
75t	<b>Matt Ryan to Julio Jones at Car. ....</b>	<b>(12/11/11)</b>
75t	Tom Moore to Tommy McDonald vs. Bal. ....	(11/12/67)
75t	Chris Miller to Andre Rison vs. S.F. ....	(10/14/90)
75t	Billy Joe Tolliver to Michael Haynes vs. Was. ....	(11/10/91)

### LONGEST FIELD GOALS (50+ YARDS)

59	Morten Andersen vs. S.F. ....	(12/24/95)
58	Michael Koenen vs. N.E. ....	(10/9/05)
55	<b>Matt Bryant vs. N.O. ....</b>	<b>(11/29/12)</b>
55	<b>Matt Bryant vs. Oak. ....</b>	<b>(10/14/12)</b>

55	Jay Feely, at Arz. ....	(9/30/01)
55	Morten Andersen at N.O. ....	(10/12/97)
55	Morten Andersen vs. N.O. ....	(12/10/95)
54	Morten Andersen at Dal. ....	(10/20/96)
54	Morten Andersen vs. N.E. ....	(10/1/95)
54	Norm Johnson vs. Det. ....	(9/5/93)
54	Norm Johnson vs. NYJ. ....	(9/6/92)
54	Norm Johnson vs. N.E. ....	(11/29/92)
54	Paul McFadden vs. Buf. ....	(11/5/89)
53	<b>Matt Bryant at Wsh. ....</b>	<b>(10/7/12)</b>
53	Morten Andersen at NYJ. ....	(10/25/98)
53	Greg Davis vs. Phi. ....	(11/18/90)
52	Jay Feely, at G.B. ....	(9/8/02)
52	Jay Feely, vs. Buf. ....	(12/23/01)
52	Morten Andersen vs. S.F. ....	(12/24/95)
52	Norm Johnson vs. Mia. ....	(10/11/92)
52	Greg Davis vs. G.B. ....	(11/6/88)
52	Mick Luckhurst vs. Sea. ....	(10/13/85)
52	Mick Luckhurst vs. Rams. ....	(10/7/84)
52	Nick Mike-Mayer vs. S.F. ....	(10/28/73)
51	<b>Matt Bryant vs. Arz. ....</b>	<b>(11/18/12)</b>
51	<b>Matt Bryant at N.O. ....</b>	<b>(12/26/11)</b>
50	<b>Matt Bryant at Sea. ....</b>	<b>(10/2/11)</b>

### LONGEST INTERCEPTION RETURNS (60+ YARDS)

101t	Tom Pridemore vs. S.F. ....	(9/20/81)
95t	Chevis Jackson vs. N.O. ....	(11/9/08)
90t	Ken Reaves vs. LA Rams. ....	(10/20/68)
87t	Rolland Lawrence vs. Oak. ....	(11/30/75)
85	Aaron Beasley at S.F. ....	(9/12/04)
82t	Deion Sanders vs. Hou. ....	(9/9/90)
81t	Rolland Lawrence vs. S.D. ....	(10/21/73)
79t	<b>Asante Samuel vs. Oak. ....</b>	<b>(10/14/12)</b>
77t	Lee Calland vs. Bal. ....	(9/17/67)
74	Vinnie Clark vs. T.B. ....	(10/9/94)
73t	Jimmy Burson vs. S.F. ....	(12/15/68)
72t	Rick Byas vs. N.O. ....	(11/20/77)
71t	Alton Montgomery vs. Car. ....	(9/3/95)
66t	Kevin Mathis at Den. ....	(10/31/04)
65	DeAngelo Hall at T.B. ....	(12/24/05)
65t	Tom Hayes vs. N.O. ....	(9/16/73)
62t	Tye Hill vs. Was. ....	(11/8/09)
62t	Bob Riddle vs. Min. ....	(12/4/66)
61t	Deion Sanders vs. Dal. ....	(12/30/90)
60	Ray Buchanan vs. T.B. ....	(11/5/00)

### LONGEST PUNT RETURNS (50+ YARDS)

79t	Deion Sanders vs. Cin. ....	(10/28/90)
77t	Tom McCauley vs. N.O. ....	(10/25/70)
75t	Allen Rossum at K.C. ....	(10/24/04)
75t	John Mallory vs. Min. ....	(12/20/70)
74	Darrien Gordon vs. Dal. ....	(11/11/01)
72	Allen Rossum vs. Phi. ....	(11/2/03)
72t	Gerald Tinker vs. N.O. ....	(9/29/74)
71t	Billy Johnson vs. NYJ. ....	(10/23/83)
71	Billy Johnson vs. LA Rams. ....	(11/21/82)
70t	Tim Dwight at Phi. ....	(10/1/00)
70t	Tim Dwight vs. S.F. ....	(1/3/00)





68t	Deion Sanders vs. LA Rams . . . . .	(9/10/89)
67	Darrien Gordon at Ind. . . . .	(12/16/01)
66t	Eric Metcalf at Stl. . . . .	(10/12/95)
61t	Harry Douglas vs. Car. . . . .	(11/23/08)
60	Dennis Pearson vs. Det. . . . .	(9/23/79)
68	Lew Barnes vs. Phi. . . . .	(10/30/88)
59t	Allen Rossum vs. Ten. . . . .	(11/23/03)
58t	Winslow Oliver vs. S.F. . . . .	(12/12/99)
57	Ray Brown vs. Phi. . . . .	(11/11/73)
57	Al Dodd vs. Chi. . . . .	(10/13/74)
56	Kenny Johnson vs. Chi. . . . .	(9/23/80)
51	Tony Smith vs. T.B. . . . .	(10/31/93)

#### LONGEST FUMBLE RETURNS (50+ YARDS)

91t	Bob Glazebrook vs. NYG . . . . .	(9/12/82)
75t	Oliver Barnett vs. T.B. . . . .	(11/17/91)
74t	Jim Weatherford vs. S.F. . . . .	(10/19/69)
71t	Chuck Smith at N.E. . . . .	(11/8/98)
69t	Jessie Tuggle vs. N.O. . . . .	(12/3/92)
66t	DeAngelo Hall at N.O. . . . .	(10/16/05)
65t	James Britt vs. LA Rams. . . . .	(10/26/86)
65t	Jessie Tuggle vs. Hou. . . . .	(9/9/90)
<b>64</b>	<b>Ray Edwards vs. Phi. . . . .</b>	<b>(9/18/11)</b>
64t	Blane Gaison vs. S.F. . . . .	(11/20/83)
60t	Tom Hayes vs. Oak. . . . .	(12/5/71)
57t	Joel Williams vs. G.B. . . . .	(9/13/81)
56t	DeAngello Hall at Ten. . . . .	(10/7/07)
*55t	Jim Mitchell at Min. . . . .	(11/28/71)
54t	John Mallory vs. LA Rams. . . . .	(10/17/71)
50t	Jim Mitchell vs. N.O. . . . .	(10/5/75)

\*Ball was fumbled by teammate and run in for a TD.

#### LONGEST KICKOFF RETURNS (60+ YARDS)

<b>*102t</b>	<b>Eric Weems vs. G.B. . . . .</b>	<b>(1/15/11)</b>
<b>102t</b>	<b>Eric Weems at T.B. . . . .</b>	<b>(12/5/10)</b>
100t	Darrick Vaughn at Den. . . . .	(9/10/00)
100t	Deion Sanders vs. S.F. . . . .	(10/13/91)
100t	Dennis Pearson vs. Stl. . . . .	(12/17/78)
99t	Byron Hanspard at S.D. . . . .	(12/7/97)
99t	Deion Sanders vs. Was. . . . .	(9/13/92)
99t	Ron Smith vs. Bal. . . . .	(9/17/67)
97t	Tony Smith vs. Pitt. . . . .	(9/27/93)
97t	Sylvester Stamps vs. S.F. . . . .	(12/20/87)
96t	Darrick Vaughn at Stl. . . . .	(1/6/02)
96t	Darrick Vaughn at Stl. . . . .	(10/15/00)
94t	Cliff Austin vs. N.O. . . . .	(10/20/85)
93t	Tim Dwight vs. Car. . . . .	(10/4/98)
93t	Byron Hanspard at Sea. . . . .	(11/30/97)
92	Jerious Norwood vs. Stl. . . . .	(12/28/08)
*	2010 Divisional Playoff Game	
91t	Allen Rossum vs. Sea . . . . .	(12/15/02)
88t	Darrick Vaughn at N.O. . . . .	(12/17/00)
85	Jerious Norwood vs. Chi. . . . .	(10/12/08)
82	Jim Butler vs. G.B. . . . .	(11/22/71)
80	Ron Smith vs. Chi. . . . .	(11/27/66)
76t	Keith Jones vs. Dal. . . . .	(12/30/90)
76	Jerious Norwood at Ten. . . . .	(10/7/07)
74	Sylvester Stamps vs. Hou. . . . .	(10/25/87)
73t	Deion Sanders vs. Buf. . . . .	(11/22/92)
72	Deion Sanders vs. N.O. . . . .	(10/29/89)
62	Eric Weems vs. Chi. . . . .	(10/18/09)
61	Adam Jennings vs. Sea. . . . .	(12/30/07)



**CB ASANTE SAMUEL RETURNING AN INTERCEPTION 79 YARDS FOR A TOUCHDOWN VS. OAK (10/14/12)**



### TOP TEN PASSERS

(BASED ON PASSING YARDAGE)							
	PLAYER	YEARS	ATT.	COMP.	YDS	PCT.	TD INT
1.	Steve Bartkowski	1975-85	3,330	1,871	23,470	56.2	154 141
2.	<b>Matt Ryan</b>	<b>2008-12</b>	<b>2,637</b>	<b>1,654</b>	<b>18,957</b>	<b>62.7</b>	<b>127 60</b>
3.	Chris Miller	1987-93	2,089	1,129	14,066	54.0	87 72
4.	Chris Chandler	1997-2001	1,672	981	13,268	58.7	87 56
5.	Michael Vick	2001-06	1,730	930	11,505	53.4	71 52
6.	Jeff George	1994-96	1,180	714	8,575	60.5	50 32
7.	Bob Berry	1968-72	1,049	598	8,489	57.0	57 56
8.	Bobby Hebert	1993-96	1,066	637	7,053	59.8	50 49
9.	Randy Johnson	1966-70	904	435	5,538	48.1	34 65
10.	Dave Archer	1984-87	647	331	4,275	51.2	18 29

### TOP TEN RECEIVERS

(BASED ON RECEIVING YARDAGE)						
	PLAYER	YEARS	REC	YDS	AVG.	LG TD
1.	<b>Roddy White</b>	<b>2005-12</b>	<b>622</b>	<b>8,725</b>	<b>14.0</b>	<b>90t 52</b>
2.	Terance Mathis	1994-2001	573	7,349	12.8	81t 57
3.	Alfred Jenkins	1975-83	360	6,267	17.4	73t 40
4.	Andre Rison	1990-94	423	5,633	13.3	75t 56
5.	Jim Mitchell	1969-79	305	4,358	14.3	52 28
6.	Michael Haynes	1988-93, 97	266	4,220	15.7	98t 34
7.	Alge Crumpler	2001-07	316	4,212	13.3	63 35
8.	Wallace Francis	1975-81	244	3,695	15.1	81t 27
9.	Bert Emanuel	1994-97	260	3,600	13.8	85t 24
10.	Michael Jenkins	2004-10	276	3,512	12.7	62t 20

### TOP TEN RUSHERS

(BASED ON RUSHING YARDAGE)						
	PLAYER	YEARS	ATT.	YDS	AVG.	LG TD
1.	Gerald Riggs	1982-88	1,587	6,631	4.2	57 48
2.	Michael Turner	2008-12	1,411	6,081	4.3	81t 60
3.	William Andrews	1979-86	1,315	5,986	4.6	33 30
4.	Warrick Dunn	2002-07	1,413	5,981	4.2	90t 30
5.	Jamal Anderson	1994-2001	1,329	5,336	4.0	48 34
6.	Michael Vick	2001-06	529	3,859	7.3	58 21
7.	Dave Hampton	1972-76	882	3,482	3.9	56t 17
8.	Haskel Stanback	1974-79	728	2,662	3.7	55t 2
9.	Lynn Cain	1979-84	604	2,263	3.7	37 19
10.	Jim Butler	1968-71	609	2,250	3.7	60t 7



### TOP TEN INTERCEPTORS

	PLAYER	YEARS	NO.	RET. YDS	AVG.	TD
1.	Rolland Lawrence	1973-81	39	658	16.9	1
2.	Ray Brown	1971-77	31	574	18.5	2
3.	Ray Buchanan	1997-2003	30	442	14.7	1
3t.	Scott Case	1984-94	30	264	8.8	1
5.	Ken Reaves	1966-74	29	439	15.1	1
6.	Bobby Butler	1981-92	27	227	8.4	1
7.	Deion Sanders	1989-93	24	520	21.7	3
8.	Tom Pridemore	1978-85	21	372	17.7	1
9.	DeAngelo Hall	2004-07	17	438	25.8	2
9t.	Tom Hayes	1971-75	17	197	11.6	2

### TOP TEN PUNT RETURNERS

(BASED ON RETURN YARDAGE)

	PLAYER	YEARS	NO.	YDS	AVG.	LG	TD
1.	Allen Rossum	2002-06	154	1,723	11.2	75t	2
2.	Billy Johnson	1982-87	124	1,251	10.1	71t	1
3.	Eric Weems	2007-11	77	815	10.6	55t	1
4.	Tim Dwight	1998-2000	84	792	9.4	70t	2
5.	Deion Sanders	1989-93	93	789	8.5	79t	2
6.	Rolland Lawrence	1973-80	109	734	6.7	37	0
7.	Eric Metcalf	1995-96	66	679	10.3	66t	1
8.	Ray Brown	1971-77	60	539	9.0	57	0
9.	Tony Smith	1992-94	56	485	8.7	51	0
10.	Todd Kinchen	1997	58	484	8.3	38	0

### TOP TEN KICKOFF RETURNERS

(BASED ON RETURN YARDAGE)

	PLAYER	YEARS	NO.	YDS	AVG.	LG	TD
1.	Allen Rossum	2002-06	250	5,489	22.0	91t	1
2.	Deion Sanders	1989-93	147	3,388	23.0	100t	3
3.	Jerious Norwood	2006-09	117	2,987	25.5	92	0
4.	Eric Weems	2007-11	113	2,896	25.6	102t	1
5.	Tim Dwight	1998-2000	112	2,597	23.2	93t	1
6.	Darrick Vaughn	2000-01	100	2,573	25.7	100t	4
7.	Ron Smith	1966-67	82	1,989	24.3	99t	1
8.	Sylvester Stamps	1984-88	83	1,934	23.3	97t	1
9.	Cannonball Butler	1968-71	77	1,860	24.2	82	0
10.	Reggie Smith	1980-81	72	1,655	23.0	52	0



### TOP TEN SCORERS

(BASED ON TOTAL POINTS)

	PLAYER	YEARS	TD	RUSH TD	REC TD	RET TD	FG	PAT	PTS
1.	Morten Andersen	1995-2000, 06-07	0	0	0	0	184	254	806
2.	Mick Luckhurst	1981-87	0	0	0	0	115	213	558
3.	Jay Feely	2001-04	0	0	0	0	98	142	436
4.	<b>Matt Bryant</b>	<b>2009-12</b>	<b>0</b>	<b>0</b>	<b>0</b>	<b>0</b>	<b>95</b>	<b>143</b>	<b>428</b>
5.	Norm Johnson	1991-94	0	0	0	0	84	147	395
6.	Michael Turner	2008-12	61	61	1	0	0	0	366
7.	Terance Mathis	1994-2001	59	0	59	0	0	0	354*
8.	Andre Rison	1990-94	56	0	56	0	0	0	338*
9.	<b>Roddy White</b>	<b>2005-12</b>	<b>52</b>	<b>0</b>	<b>52</b>	<b>0</b>	<b>0</b>	<b>0</b>	<b>316*</b>
10.	Gerald Riggs	1982-88	48	0	0	0	0	0	288

\*Includes two-point conversions

### TOP TEN SACK LEADERS

(BASED ON TOTAL SACKS)

	PLAYER	YEARS	SACKS
1.	Claude Humphrey	1968-78	94.5
2.	John Abraham	2006-12	68.5
3.	Chuck Smith	1992-98	58.5
4.	Patrick Kerney	1999-2006	58.0
5.	John Zook	1969-75	47.0
6.	Travis Hall	1995-2004	41.5
7.	Don Smith	1979-84	38.5
8.	Jeff Merrow	1975-83	36.0
9.	Brady Smith	2000-05	32.0
10.	Lester Archambeau	1993-99	31.0



## CAREER 100 AND 300 YARD GAMES

### CAREER 100-YARD RUSHING GAMES

PLAYER	NO
Michael Turner.....	26
Gerald Riggs.....	25
William Andrews.....	22
Jamal Anderson.....	19
Warrick Dunn.....	19
Michael Vick.....	8
Dave Hampton.....	7
Erric Pegram.....	4
Steve Broussard.....	3
Lynn Cain.....	3
Craig Heyward.....	3
Mike Rozier.....	3
John Settle.....	3
<b>Jason Snelling.....</b>	<b>2</b>
Jerious Norwood.....	2
Jim Butler.....	2
Sonny Collins.....	2
Haskel Stanback.....	2
Cliff Austin.....	1
Bubba Bean.....	1
Junior Coffey.....	1
T.J. Duckett.....	1
Byron Hanspard.....	1
Art Malone.....	1
Maurice Smith.....	1
Woody Thompson.....	1

### CAREER 300-YARD PASSING GAMES

PLAYER	NO
<b>Matt Ryan.....</b>	<b>17</b>
Steve Bartkowski.....	12
Chris Miller.....	8
Jeff George.....	6
Chris Chandler.....	4
Bobby Hebert.....	4
Bob Berry.....	3
Wade Wilson.....	3
Chris Redman.....	2
Michael Vick.....	2
Dave Archer.....	1
Joey Harrington.....	1
Doug Johnson.....	1
Erik Kramer.....	1
Mike Moroski.....	1

### CAREER 100-YARD RECEIVING GAMES

PLAYER	NO
<b>Roddy White.....</b>	<b>35</b>
Alfred Jenkins.....	16
Andre Rison.....	15
Terance Mathis.....	14
<b>Julio Jones.....</b>	<b>9</b>
Bert Emanuel.....	9
Michael Haynes.....	9
Stacey Bailey.....	8
Tony Martin.....	5
Billy Johnson.....	5
<b>Tony Gonzalez.....</b>	<b>4</b>
Wallace Francis.....	4
Alge Crumpler.....	4
Charlie Brown.....	3
Paul Flatley.....	3
Shawn Jefferson.....	3
Eric Metcalf.....	3
Ken Burrow.....	3
Brian Finneran.....	3
Jim Mitchell.....	3
William Andrews.....	3
Floyd Dixon.....	2
Tim Dwight.....	2
<b>Harry Douglas.....</b>	<b>1</b>
Milton Barney.....	1
Lynn Cain.....	1
Wes Chesson.....	1
Shawn Collins.....	1
Arthur Cox.....	1
Warrick Dunn.....	1
Paul Gipson.....	1
Alex Hawkins.....	1
Drew Hill.....	1
Aubrey Matthews.....	1
Quentin McCord.....	1
Junior Miller.....	1
Peerless Price.....	1
Mike Pritchard.....	1
Laurent Robinson.....	1
Billy Ryckman.....	1
John Settle.....	1
Maurice Smith.....	1
George Thomas.....	1
Harmon Wages.....	1



## YEARLY LEADERS

YEAR	PLAYER	SCORING					
		TD	XPM	XPA	FGM	FGA	TP
1966	Lou Kirouac	0	19	24	9	18	46
1967	Wade Traynham	0	22	22	7	18	43
1968	Bob Etter	0	17	19	11	21	50
1969	Bob Etter	0	33	33	15	30	78
1970	Kenny Vinyard	0	23	26	9	25	50
1971	Bill Bell	0	29	33	13	21	68
1972	Bill Bell	0	31	31	16	30	79
1973	Nick Mike-Mayer	0	34	34	26	38	112
1974	Nick Mike-Mayer	0	12	12	9	16	39
1975	Nick Mike-Mayer	0	30	33	4	10	42
1976	Nick Mike-Mayer	0	20	20	10	21	50
1977	Haskel Stanback	6	0	0	0	0	36
1978	Tim Mazzetti	0	18	18	13	16	57
1979	Tim Mazzetti	0	31	37	13	25	70
1980	Tim Mazzetti	0	46	49	19	27	103
1981	Mick Luckhurst	0	51	51	21	33	114
1982	Mick Luckhurst	0	21	22	10	14	51
1983	Mick Luckhurst	0	43	45	17	22	94
1984	Mick Luckhurst	0	31	31	20	27	91
1985	Mick Luckhurst	0	29	29	24	31	101
1986	Mick Luckhurst	0	21	21	14	24	63
1987	Mick Luckhurst	0	17	17	9	13	44
1988	Greg Davis	0	25	27	19	30	82
1989	Paul McFadden	0	18	18	15	20	63
1990	Greg Davis	0	40	40	22	33	106
1991	Norm Johnson	0	38	39	19	23	95
1992	Norm Johnson	0	39	39	18	22	93
1993	Norm Johnson	0	34	34	26	27	112
1994	Norm Johnson	0	32	32	21	25	95
1995	Morten Andersen	0	29	30	31	37	122
1996	Morten Andersen	0	31	31	22	29	97
1997	Morten Andersen	0	35	35	23	27	104
1998	Morten Andersen	0	51	52	23	28	120
1999	Morten Andersen	0	34	34	15	21	79
2000	Morten Andersen	0	23	23	25	31	98
2001	Jay Feely	0	28	28	29	37	115
2002	Jay Feely	0	42	43	32	40	138
2003	Jay Feely	0	32	33	19	27	89
2004	Jay Feely	0	40	40	18	23	94
2005	Todd Peterson	0	35	35	23	25	104
2006	Morten Andersen	0	27	27	20	23	87
2007	Morten Anderson	0	24	24	25	28	99
2008	Jason Elam	0	42	42	29	31	129
2009	Jason Elam	0	32	33	12	19	68
2010	Matt Bryant	0	44	44	28	31	128
2011	Matt Bryant	0	45	45	27	29	126
2012	Matt Bryant	0	44	44	33	38	143





**PASSING**  
(MINIMUM 100 ATTEMPTS)

YEAR	PLAYER	ATT	COMP	PCT	YDS	TD	INT
1966	Randy Johnson	295	129	43.7	1,795	12	21
1967	Randy Johnson	288	142	49.3	1,620	10	21
1968	Bob Berry	153	81	52.9	1,433	7	13
1969	Bob Berry	169	71	57.3	1,087	10	2
1970	Bob Berry	269	156	58.0	1,806	16	13
1971	Bob Berry	226	136	60.2	2,005	11	16
1972	Bob Berry	277	154	55.6	2,158	13	12
1973	Bob Lee	230	120	52.2	1,786	10	8
1974	Bob Lee	172	78	45.3	852	3	14
1975	Steve Bartkowski	255	115	45.1	1,662	13	15
1976	Steve Bartkowski	120	57	47.5	677	2	9
1977	Scott Hunter	151	70	46.4	898	2	3
1978	Steve Bartkowski	369	187	50.7	2,489	10	18
1979	Steve Bartkowski	379	203	53.6	2,502	17	20
1980	Steve Bartkowski	463	257	55.5	3,544	31	16
1981	Steve Bartkowski	533	297	55.7	3,830	30	23
1982	Steve Bartkowski	262	166	63.4	1,905	8	11
1983	Steve Bartkowski	432	274	63.4	3,167	22	5
1984	Steve Bartkowski	269	181	67.3	2,158	11	10
1985	Dave Archer	312	161	51.6	1,992	7	17
1986	Dave Archer	294	150	51.0	2,007	10	9
1987	Scott Campbell	260	136	52.3	1,728	11	14
1988	Chris Miller	351	184	52.4	2,133	11	12
1989	Chris Miller	526	280	53.2	3,459	16	10
1990	Chris Miller	388	222	57.2	2,735	17	14
1991	Chris Miller	413	220	53.3	3,103	26	18
1992	Chris Miller	253	152	60.1	1,739	15	6
1993	Bobby Hebert	430	263	61.2	2,978	24	17
1994	Jeff George	524	322	61.5	3,734	23	18
1995	Jeff George	557	336	60.3	4,143	24	11
1996	Bobby Hebert	488	294	60.2	3,152	22	25
1997	Chris Chandler	342	202	59.1	2,692	20	7
1998	Chris Chandler	327	190	58.1	3,154	25	12
1999	Chris Chandler	307	174	56.7	2,339	16	11
2000	Chris Chandler	331	192	58.0	2,236	10	12
2001	Chris Chandler	365	223	61.1	2,847	16	14
2002	Michael Vick	421	231	54.9	2,936	16	8
2003	Doug Johnson	243	136	56.0	1,655	8	12
2004	Michael Vick	321	181	56.4	2,313	14	12
2005	Michael Vick	387	214	55.3	2,412	15	13
2006	Michael Vick	388	204	52.6	2,474	20	13
2007	Joey Harrington	348	215	61.8	2,215	7	8
2008	Matt Ryan	434	265	61.1	3,440	16	11
2009	Matt Ryan	451	263	58.3	2,916	22	14
2010	Matt Ryan	571	357	62.5	3,705	28	9
2011	Matt Ryan	566	347	61.3	4,177	29	12
2012	Matt Ryan	615	422	68.6	4,719	32	14



## RUSHING

YEAR	PLAYER	NO	YDS	AVG	LG	TD
1966	Junior Coffey	199	722	3.6	37	4
1967	Junior Coffey	180	722	4.0	20t	4
1968	Jim Butler	94	365	3.9	60t	2
1969	Jim Butler	163	655	4.0	39	3
1970	Jim Butler	166	636	3.8	33	0
1971	Jim Butler	186	594	3.2	19	2
1972	Dave Hampton	230	995	4.3	56t	6
1973	Dave Hampton	263	997	3.8	25	3
1974	Dave Hampton	127	464	3.7	34	2
1975	Dave Hampton	250	1,002	4.0	22	5
1976	Bubba Bean	124	428	3.5	30	2
1977	Haskel Stanback	247	873	3.4	35	6
1978	Bubba Bean	193	707	3.7	25	3
1979	William Andrews	239	1,023	4.3	23	2
1980	William Andrews	265	1,308	4.9	33	4
1981	William Andrews	289	1,301	4.5	29	10
1982	William Andrews	139	573	4.1	19t	5
1983	William Andrews	331	1,567	4.7	27	7
1984	Gerald Riggs	353	1,486	4.2	57	13
1985	Gerald Riggs	297	1,719	4.3	50	10
1986	Gerald Riggs	343	1,327	3.9	31	9
1987	Gerald Riggs	203	875	4.3	44	2
1988	John Settle	232	1,024	4.4	62	7
1989	John Settle	179	689	3.8	20	3
1990	Mike Rozier	153	675	4.4	67	4
1991	Steve Broussard	99	449	4.5	36	4
1992	Steve Broussard	84	363	4.3	27	1
1993	Erric Pegram	292	1,185	4.1	29	3
1994	Craig Heyward	183	779	4.3	17	7
1995	Craig Heyward	236	1,083	4.6	31	6
1996	Jamal Anderson	232	1,055	4.5	32t	5
1997	Jamal Anderson	290	1,002	3.5	39	7
1998	Jamal Anderson	410	1,846	4.5	48	14
1999	Ken Oxendine	141	452	3.2	20	1
2000	Jamal Anderson	282	1,024	3.6	42	6
2001	Maurice Smith	237	760	3.2	58	5
2002	Warrick Dunn	230	927	4.0	59	7
2003	T.J. Duckett	197	779	4.0	55	11
2004	Warrick Dunn	265	1,106	4.2	60	9
2005	Warrick Dunn	280	1,416	5.1	65	3
2006	Warrick Dunn	286	1,140	4.0	90t	4
2007	Warrick Dunn	227	720	3.2	38	4
2008	Michael Turner	376	1,699	4.5	70	17
2009	Michael Turner	178	871	4.9	58t	10
2010	Michael Turner	334	1,371	4.1	55	12
2011	Michael Turner	301	1,340	4.5	81t	11
2012	Michael Turner	222	800	3.6	43	10



## RECEIVING

YEAR	PLAYER	NO	YDS	AVG	LG	TD
1966	Alex Hawkins	44	661	15.0	42	2
1967	Tommy McDonald	33	436	13.2	75	4
1968	Jerry Simmons	28	479	17.1	61	0
1969	Paul Flatley	45	834	18.5	71	6
1970	Jim Mitchell	44	650	14.8	51	6
1971	Art Malone	34	380	11.2	46	2
	Ken Burrow	33	741	22.5	84	6
1972	Art Malone	50	585	11.7	57	2
1973	Jim Mitchell	32	420	13.1	50	0
	Ken Burrow	31	567	18.3	57	7
1974	Ken Burrow	34	545	16.0	48	1
1975	Alfred Jenkins	38	767	20.2	68	6
1976	Alfred Jenkins	41	710	17.3	34	6
1977	Alfred Jenkins	39	677	17.4	73	4
1978	Wallace Francis	45	695	15.4	54	3
	Billy Ryckman	45	679	15.1	59	2
1979	Wallace Francis	74	1,013	13.7	42	8
1980	Alfred Jenkins	57	1,025	18.0	57	6
1981	William Andrews	81	736	9.1	70	2
	Alfred Jenkins	70	1,358	19.4	67	13
1982	William Andrews	42	503	12.0	86t	2
1983	Billy Johnson	64	709	11.1	47t	4
	Stacey Bailey	55	881	16.0	53	6
1984	Stacey Bailey	67	1,138	17.0	61	6
1985	Billy Johnson	62	830	13.4	62t	5
1986	Charlie Brown	63	918	14.6	42	4
1987	Floyd Dixon	36	600	16.7	51t	5
1988	John Settle	68	570	8.4	27	1
1989	Shawn Collins	58	862	14.9	47	3
1990	Andre Rison	82	1,208	14.7	75t	10
1991	Andre Rison	81	976	12.0	39t	12
1992	Andre Rison	93	1,121	12.1	71t	11
1993	Andre Rison	86	1,242	14.4	53t	15
1994	Terance Mathis	111	1,342	12.1	81	11
1995	Eric Metcalf	104	1,189	11.4	62t	8
1996	Bert Emanuel	75	921	12.3	53	6
1997	Bert Emanuel	65	991	15.2	56	9
1998	Tony Martin	66	1,181	17.9	62	6
	Terance Mathis	64	1,136	17.8	78t	11
1999	Terance Mathis	81	1,016	12.5	52	6
2000	Shawn Jefferson	60	822	13.7	49	2
2001	Terance Mathis	51	564	11.1	34	2
2002	Brian Finneran	56	838	15.0	47	6
2003	Peerless Price	64	838	13.1	49	3
2004	Alge Crumpler	48	774	16.1	49t	6
2005	Alge Crumpler	65	877	13.5	48	5

\*receiving continued on next page



## RECEIVING (CONTINUED)

YEAR	PLAYER	NO	YDS	AVG	LG	TD
2006	Alge Crumpler	56	780	13.9	46	8
2007	Roddy White	83	1,202	14.5	69t	6
2008	Roddy White	88	1,382	15.7	70t	7
2009	Roddy White	85	1,153	13.6	90t	11
2010	Roddy White	115	1,389	12.1	46	10
2011	Roddy White	100	1,296	13.0	43	8
2012	Tony Gonzalez	93	930	10.0	25	8
	Roddy White	92	1,351	14.7	59	7



WR RODDY WHITE 47-YARD TOUCHDOWN CATCH VS. SEATTLE IN DIVISIONAL PLAYOFF GAME (1/13/13)



## PUNT RETURNS

YEAR	PLAYER	NO	YDS	AVG	LG	TD
1966	Ron Smith	11	80	7.3	23	0
1967	Ron Smith	20	92	4.6	26	0
1968	Jim Burson	11	56	5.1	17	0
1969	John Mallory	13	42	3.2	15	0
1970	John Mallory	17	203	11.9	75t	1
1971	Willie Belton	30	163	5.4	32	0
1972	Willie Belton	17	110	6.5	34	0
1973	Ray Brown	40	360	9.0	57	0
1974	Al Dodd	27	344	12.7	57	0
1975	Mack Herron	10	94	9.4	24	0
1976	Rolland Lawrence	54	376	7.0	24	0
1977	Rolland Lawrence	51	352	6.9	37	0
1978	Billy Ryckman	28	227	8.1	38	0
1979	Dennis Pearson	12	115	9.6	60	0
1980	Kenny Johnson	23	281	12.2	56	0
1981	Scott Woerner	33	278	8.4	38	0
1982	Billy Johnson	24	273	11.4	71	0
1983	Billy Johnson	46	489	10.6	71t	1
1984	Billy Johnson	15	152	10.1	37	0
1985	Anthony Allen	21	141	6.7	19	0
1986	Floyd Dixon	26	151	5.8	16	0
1987	Billy Johnson	21	168	8.0	45	0
1988	Lew Barnes	34	307	9.0	68	0
1989	Deion Sanders	28	307	11.0	68t	1
1990	Deion Sanders	29	250	8.6	79t	1
1991	Deion Sanders	21	170	8.1	23	0
1992	Tony Smith	16	155	9.7	45	0
1993	Tony Smith	32	255	8.0	51	0
1994	Clarence Verdin	23	113	4.9	29	0
1995	Eric Metcalf	39	383	9.8	66t	1
1996	Eric Metcalf	27	296	11.0	39	0
1997	Todd Kinchen	52	446	8.6	38	0
1998	Tim Dwight	31	263	8.5	23	0
1999	Tim Dwight	20	220	11.0	70t	1
2000	Tim Dwight	33	309	9.4	70t	1
2001	Darrien Gordon	31	437	14.1	74	0
2002	Allen Rossum	24	288	12.0	36	0
2003	Allen Rossum	39	545	14.0	72	1
2004	Allen Rossum	37	457	12.4	75t	1
2005	Allen Rossum	17	145	8.5	29	0
2006	Allen Rossum	37	288	7.8	41	0
2007	Adam Jennings	30	186	6.2	23	0
2008	Harry Douglas	19	226	11.9	61t	1
2009	Eric Weems	27	270	10.0	28	0
2010	Eric Weems	18	230	12.8	55t	1
2011	Eric Weems	32	315	9.8	42	0
2012	Dominique Franks	21	163	7.8	28	0



## KICKOFF RETURNS

YEAR	PLAYER	NO	YDS	AVG	LG	TD
1966	Ron Smith	43	1,013	23.6	80	0
1967	Ron Smith	39	976	25.0	99t	1
1968	Jim Butler	37	799	21.6	42	0
1969	Charlie Bryant	21	407	19.4	39	0
1970	Jim Butler	14	284	20.3	29	0
1971	Willie Belton	28	706	25.2	58	0
1972	Dave Hampton	25	535	21.0	52	0
1973	Joe Wash.	20	432	21.6	30	0
1974	Gerald Tinker	29	704	24.3	59	0
1975	Gerald Tinker	13	307	23.6	33	0
1976	Rolland Lawrence	21	521	24.8	36	0
1977	Karl Farmer	23	466	20.3	30	0
1978	Dennis Pearson	25	662	26.7	100t	1
1979	Dennis Pearson	30	577	19.2	29	0
1980	Reggie Smith	25	512	20.5	35	0
1981	Reggie Smith	47	1,143	24.3	52	0
1982	Reggie Brown	24	466	19.4	33	0
1983	Kenny Johnson	11	224	20.4	28	0
1984	Sylvester Stamps	19	452	23.8	50	0
1985	Cliff Austin	39	838	21.5	94t	1
1986	Sylvester Stamps	24	514	21.4	35	0
1987	Sylvester Stamps	24	660	27.5	97t	1
1988	Evan Cooper	16	331	20.7	28	0
1989	Deion Sanders	35	725	20.7	72	0
1990	Deion Sanders	39	851	21.8	50	0
1991	Deion Sanders	26	576	22.2	100t	1
1992	Deion Sanders	40	1,067	26.7	99t	2
1993	Tony Smith	38	948	24.9	97t	1
1994	Clarence Verdin	44	1,026	23.3	69	0
1995	Roell Preston	30	627	20.9	44	0
1996	Eric Metcalf	49	1,034	21.1	55	0
1997	Byron Hanspard	40	987	24.7	99t	2
1998	Tim Dwight	36	973	27.0	93t	1
1999	Tim Dwight	44	944	21.5	40	0
2000	Darrick Vaughn	39	1,082	27.7	100t	3
2001	Darrick Vaughn	61	1,491	24.4	96t	1
2002	Allen Rossum	53	1,164	22.0	91t	1
2003	Allen Rossum	62	1,291	20.8	52	0
2004	Allen Rossum	58	1,250	21.6	49	0
2005	Allen Rossum	31	702	22.6	47	0
2006	Allen Rossum	46	1,082	23.5	51	0
2007	Jerious Norwood	52	1,317	25.3	76	0
2008	Jerious Norwood	51	1,311	25.7	92	0
2009	Eric Weems	48	1,214	25.3	62	0
2010	Eric Weems	40	1,100	27.5	102t	1
2011	Eric Weems	24	563	23.5	37	0
2012	Jacquizz Rodgers	23	592	25.7	77	0





## TACKLES

YEAR	PLAYER	TACKLES
1966	Tommy Nobis (173 solo)	<b>296</b>
1967	Tommy Nobis (41 solo)	67
1968	Tommy Nobis (39 solo)	69
1969	Greg Brezina (22 solo)	38
1970	Tommy Nobis (48 solo)	94
1971	Don Hansen (43 solo)	95
1972	Greg Brezina (80 solo)	130
1973	Greg Brezina (89 solo)	135
1974	Tommy Nobis (121 solo)	183
1975	Tommy Nobis (91 solo)	115
1976	Tommy Nobis (100 solo)	134
1977	Greg Brezina (67 solo)	90
1978	Fulton Kuykendall (98 solo)	284
1979	Robert Pennywell (77 solo)	109
1980	Buddy Curry (80 solo)	145
1981	Buddy Curry (107 solo)	135
1982	Buddy Curry (38 solo)	61
1983	Buddy Curry (127 solo)	229
1984	Rick Bryan (78 solo)	125
1985	Buddy Curry (82 solo)	137
1986	Buddy Curry (84 solo)	157
1987	John Rade (55 solo)	123
1988	John Rade (67 solo)	137
1989	Jessie Tuggle (112 solo)	183
1990	Jessie Tuggle (99 solo)	201
1991	Jessie Tuggle (106 solo)	207
1992	Jessie Tuggle (90 solo)	193
1993	Jessie Tuggle (120 solo)	185
1994	Jessie Tuggle (111 solo)	195
1995	Jessie Tuggle (126 solo)	180
1996	Jessie Tuggle (108 solo)	184
1997	Jessie Tuggle (123 solo)	123
1998	Cornelius Bennett (80 solo)	121
1999	Jessie Tuggle (85 solo)	122
2000	Marty Carter (86 solo)	131
2001	Keith Brooking (110 solo)	167
2002	Keith Brooking (100 solo)	212
2003	Keith Brooking (130 solo)	207
2004	Keith Brooking (71 solo)	144
2005	Keith Brooking (88 solo)	148
2006	Keith Brooking (88 solo)	165
2007	Keith Brooking (82 solo)	127
2008	Keith Brooking (80 solo)	133
2009	Curtis Lofton (118 solo)	160
2010	Curtis Lofton (101 solo)	142
2011	Curtis Lofton (95 solo)	159
2012	Stephen Nicholas (85 solo)	116

## SACKS

YEAR	PLAYER	TACKLES
1966	Sam Williams	7.5
1967	Ralph Heck/Jim Norton	4.5
1968	Claude Humphrey	11.5
1969	Claude Humphrey	9.5
1970	Claude Humphrey/John Zook	9.0
1971	Claude Humphrey	12.0
1972	John Zook	6.5
1973	Claude Humphrey	10.0
1974	Claude Humphrey	12.5
1975	John Zook	10.0
1976	Claude Humphrey	15.0
1977	Jeff Merrow	10.0
	Claude Humphrey	10.0
1978	Greg Brezina	9.0
1979	Don Smith	9.0
1980	Joel Williams	16.0
1981	Al Richardson	10.0
1982	Don Smith	3.5
1983	Mike Pitts	7.0
1984	Don Smith	6.5
1985	Rick Bryan	7.5
1986	Rick Bryan	7.0
1987	Buddy Moore	4.0
1988	Aundray Bruce	6.0
1989	Marcus Cotton	9.0
1990	Tim Green	6.0
1991	Tim Green	5.0
1992	Darion Conner	7.0
1993	Pierce Holt	6.5
1994	Chuck Smith	11.0
1995	Chris Doleman	9.0
1996	Clay Matthews	6.5
1997	Chuck Smith	12.0
1998	Lester Archambeau	10.0
1999	Chuck Smith	10.0
2000	Travis Hall/Brady Smith	4.5
2001	Patrick Kerney	12.0
2002	Patrick Kerney	10.5
2003	Ellis Johnson	8.0
2004	Patrick Kerney	13.0
2005	Rod Coleman	10.5
2006	Rod Coleman	6.0
2007	John Abraham	10.0
2008	John Abraham	<b>16.5</b>
2009	Jonathan Babineaux	6.0
2010	John Abraham	13.0
2011	John Abraham	9.5
2012	John Abraham	10.0



## ALL PURPOSE YARDS

YEAR	PLAYER	RUSH	REC	PT RET	KO RET	INT RET	TOTAL
1966	Ron Smith	0	0	80	1,013	0	1,093
1967	Ron Smith	42	227	92	976	0	1,337
1968	Jim Butler	365	127	0	799	0	1,291
1969	Jim Butler	655	297	0	405	0	1,357
1970	Jim Butler	636	151	0	284	0	1,071
1971	Willie Belton	237	22	163	706	0	1,128
1972	Dave Hampton	995	244	0	535	0	1,774
1973	Dave Hampton	997	273	0	258	0	1,528
1974	Gerald Tinker	5	12	195	704	0	916
1975	Dave Hampton	1,002	195	0	0	0	1,197
1976	Rolland Lawrence	0	0	372	521	0	893
1977	Haskel Stanback	873	261	0	0	0	1,134
1978	Bubba Bean	707	209	0	0	0	916
1979	William Andrews	1,023	309	0	0	0	1,332
1980	William Andrews	1,308	456	0	0	0	1,764
1981	William Andrews	1,301	736	0	0	0	2,037
1982	William Andrews	573	503	0	0	0	1,076
1983	William Andrews	1,567	609	0	0	0	2,176
1984	Gerald Riggs	1,486	277	0	0	0	1,763
1985	Gerald Riggs	1,719	267	0	0	0	1,986
1986	Gerald Riggs	1,327	136	0	0	0	1,463
1987	Gerald Riggs	875	199	0	0	0	1,074
1988	John Settle	1,024	570	0	0	0	1,594
1989	Deion Sanders	0	8	307	725	52	1,076
1990	Deion Sanders	0	0	250	851	153	1,254
1991	Michael Haynes	0	1,122	0	0	0	1,122
1992	Deion Sanders	4	45	41	1,067	0	1,149
1993	Erric Pegram	1,185	302	0	63	0	1,550
1994	Terance Mathis	0	1,342	0	0	0	1,342
1995	Eric Metcalf	133	1,189	383	278	0	1,983
1996	Eric Metcalf	8	599	296	1,034	0	1,937
1997	Byron Hanspard	335	53	0	987	0	1,375
1998	Jamal Anderson	1,846	319	0	0	0	2,165
1999	Tim Dwight	28	669	220	944	0	1,861
2000	Jamal Anderson	1,024	382	0	0	0	1,406
2001	Darrick Vaughn	0	0	0	1,491	0	1,491
2002	Allen Rossum	0	0	288	1,164	0	1,452
2003	Allen Rossum	0	0	545	1,291	0	1,836
2004	Allen Rossum	0	0	457	1,250	0	1,707
2005	Warrick Dunn	1,416	220	0	0	0	1,636
2006	Warrick Dunn	1,140	170	0	0	0	1,310
2007	Jerious Norwood	613	277	0	1,317	0	2,207
2008	Jerious Norwood	489	338	0	1,311	0	2,138
2009	Eric Weems	53	50	270	1,214	0	1,587
2010	Michael Turner	1,371	85	0	0	0	1,456
2011	Michael Turner	1,340	168	0	0	0	1,508
2012	Jacquizz Rodgers	362	402	0	592	0	1,356



## OFFENSIVE & DEFENSIVE RANKINGS

### OFFENSE

#### BY YARDS 1970-2012 (NFL RANK)

YEAR	TOTAL	RUSH	PASS
2012	369.1 (8)	87.3 (29)	281.8 (6)
2011	376.6 (10)	114.6 (17)	262.0 (8)
2010	341.1 (16)	118.2 (12)	222.9 (15)
2009	340.4 (16)	117.3 (15)	223.2 (14)
2008	361.2 (6)	152.7 (2)	208.5 (14)
2007	301.0 (23)	95.0 (26)	206.0 (18)
2006	331.9 (12)	183.7 (1)	148.2 (32)
2005	326.6 (12)	159.1 (1)	167.4 (27)
2004	317.8 (20)	167.0 (1)	150.8 (30)
2003	272.3 (29)	121.8 (14)	150.5 (31)
2002	345.9 (14)	148.0 (4)	197.9 (23)
2001	316.9 (15)	110.8 (16)	206.1 (17)
2000	249.6 (30)	75.9 (28)	173.8 (24)
1999	283.9 (27)	74.8 (30)	209.1 (17)
1998	342.9 (7)	131.3 (6)	211.6 (11)
1997	294.8 (23)	102.7 (19)	192.1 (22)
1996	319.8 (17)	91.3 (27)	228.4 (9)
1995	348.7 (10)	87.1 (27)	261.6 (6)
1994	335.1 (7)	78.1 (28)	257.0 (5)
1993	319.4 (11)	99.4 (23)	220.0 (6)
1992	306.4 (10)	79.4 (27)	227.1 (4)
1991	319.6 (8)	104.0 (16)	215.6 (6)
1990	315.9 (10)	99.6 (21)	216.3 (6)
1989	291.8 (24)	72.2 (28)	219.6 (9)
1988	286.4 (25)	126.0 (14)	160.4 (25)
1987	271.1 (28)	86.5 (28)	184.5 (22)
1986	319.1 (17)	157.8 (3)	161.4 (25)
1985	310.0 (20)	154.1 (3)	155.9 (27)
1984	315.3 (19)	124.6 (15)	190.6 (20)
1983	351.8 (8)	139.0 (11)	212.8 (11)
1982	329.2 (9)	131.2 (9)	198.0 (18)
1981	354.0 (7)	122.8 (18)	231.2 (5)
1980	353.1 (3)	150.3 (5)	202.8 (9)
1979	308.1 (17)	137.5 (16)	170.6 (15)
1978	253.9 (26)	103.8 (27)	150.1 (16)
1977	231.9 (25)	135.0 (17)	96.9 (27)
1976	221.6 (27)	120.6 (25)	101.0 (28)
1975	275.8 (20)	128.1 (19)	147.6 (19)
1974	200.0 (26)	106.6 (21)	93.4 (26)
1973	288.4 (15)	145.5 (10)	142.9 (12)
1972	286.5 (16)	149.4 (9)	137.1 (20)
1971	282.8 (15)	121.6 (16)	161.1 (11)
1970	245.1 (23)	114.3 (15)	130.8 (23)

### DEFENSE

#### BY YARDS 1970-2012 (NFL RANK)

YEAR	TOTAL	RUSH	PASS
2012	365.6 (24)	123.2 (21)	242.4 (23)
2011	333.6 (12)	97.0 (6)	236.6 (20)
2010	332.4 (16)	105.9 (10)	226.6 (22)
2009	348.9 (21)	106.8 (10)	242.1 (28)
2008	347.9 (24)	127.5 (25)	220.4 (21)
2007	355.5 (29)	127.1 (26)	228.4 (23)
2006	332.8 (22)	103.6 (9)	229.3 (29)
2005	325.0 (22)	128.9 (26)	196.1 (14)
2004	325.4 (14)	105.1 (8t)	220.4 (22)
2003	381.8 (32)	144.3 (29)	237.5 (32)
2002	333.4 (19)	127.9 (23)	205.4 (16)
2001	365.3 (30)	121.4 (21)	243.9 (30)
2000	350.4 (25)	123.9 (27)	226.5 (24)
1999	326.4 (16)	129.5 (29)	196.9 (9)
1998	295.9 (8)	75.2 (2)	220.7 (21)
1997	319.1 (20)	104.1 (8)	215.0 (20)
1996	361.6 (29)	127.6 (26)	234.1 (27)
1995	380.5 (29)	96.7 (9)	283.8 (30)
1994	364.3 (27)	105.8 (14)	258.5 (27)
1993	338.8 (25)	111.5 (15)	227.3 (25)
1992	346.8 (28)	143.4 (28)	203.4 (22)
1991	328.0 (24)	122.1 (23)	205.9 (20)
1990	329.4 (19)	84.8 (3)	244.6 (28)
1989	376.6 (28)	154.4 (28)	222.1 (19)
1988	355.8 (25)	144.9 (25)	210.8 (21)
1987	393.8 (28)	182.3 (28)	211.5 (18)
1986	306.8 (7)	119.8 (16)	187.0 (7)
1985	365.6 (25)	128.3 (17)	237.4 (27)
1984	329.9 (15)	134.6 (21)	195.4 (7)
1983	364.1 (25)	144.3 (22)	219.8 (20)
1982	316.4 (14t)	116.0 (17)	200.4 (13)
1981	334.6 (14)	104.1 (2)	230.5 (25)
1980	329.0 (16)	104.4 (3)	224.6 (25)
1979	359.9 (25)	135.2 (13)	224.8 (26)
1978	276.9 (5)	129.2 (8)	147.8 (9)
1977	231.6 (2)	132.7 (11)	98.9 (1)
1976	327.0 (20)	184.1 (25)	142.9 (11)
1975	343.7 (22)	162.6 (21)	181.1 (21)
1974	295.4 (15)	183.1 (26)	112.3 (2)
1973	254.2 (6)	152.1 (18)	102.1 (3)
1972	269.1 (7)	147.4 (17)	121.7 (2)
1971	270.5 (8)	153.5 (21)	117.0 (1)
1970	276.9 (11)	123.0 (15)	153.9 (8)



# ALL TIME STARTING QUARTERBACKS

## YEAR-BY-YEAR RESULTS

YEAR	QUARTERBACK	RECORD
1966	Randy Johnson	3-8
	Dennis Claridge	0-3
1967	Randy Johnson	1-10-1
	Steve Sloan	0-1
	Terry Nofsinger	0-1
1968	Randy Johnson	1-6
	Bob Berry	1-6
1969	Bob Berry	4-3
	Randy Johnson	2-3
	Bruce Lemmerman	0-2
1970	Bob Berry	3-7-2
	Randy Johnson	1-1
1971	Bob Berry	4-6-1
	Dick Shiner	3-0
1972	Bob Berry	7-7
1973	Bob Lee	8-2
	Dick Shiner	1-3
1974	Bob Lee	2-6
	Pat Sullivan	0-4
	Kim McQuilken	1-1
1975	Steve Bartkowski	4-7
	Kim McQuilken	0-2
	Pat Sullivan	0-1
1976	Steve Bartkowski	1-4
	Kim McQuilken	1-2
	Scott Hunter	2-4
1977	Scott Hunter	4-3
	Steve Bartkowski	3-4
1978	Steve Bartkowski	8-5
	June Jones	1-2
1979	Steve Bartkowski	6-8
	June Jones	0-2
1980	Steve Bartkowski	12-4
1981	Steve Bartkowski	7-9
1982	Steve Bartkowski	5-4
1983	Steve Bartkowski	6-8
	Mike Moroski	1-1
1984	Steve Bartkowski	3-8
	Mike Moroski	1-4
1985	Steve Bartkowski	0-5
	Dave Archer	4-7
1986	Dave Archer	5-4-1
	Turk Schonert	2-3
1987	Dave Archer	0-1
	Scott Campbell	2-7
	Erik Kramer	1-2
	Chris Miller	0-2
1988	Chris Miller	5-8
	Steve Dils	0-3

## YEAR-BY-YEAR RESULTS

YEAR	QUARTERBACK	RECORD
1989	Chris Miller	3-12
	Hugh Millen	0-1
1990	Chris Miller	3-9
	Scott Campbell	0-2
	Hugh Millen	2-0
1991	Chris Miller	9-5
	Billy Joe Tolliver	1-1
1992	Chris Miller	3-5
	Billy Joe Tolliver	2-3
	Wade Wilson	1-2
1993	Bobby Hebert	5-9
	Chris Miller	0-1
	Billy Joe Tolliver	1-0
1994	Jeff George	7-9
1995	Jeff George	9-7
1996	Bobby Hebert	3-10
	Jeff George	0-3
1997	Chris Chandler	7-7
	Billy Joe Tolliver	0-1
	Tony Graziani	0-1
1998	Chris Chandler	13-1
	Steve DeBerg	0-1
	Tony Graziani	1-0
1999	Chris Chandler	4-8
	Tony Graziani	1-2
	Danny Kanell	0-1
2000	Chris Chandler	4-9
	Doug Johnson	0-2
2001	Danny Kanell	0-1
	Chris Chandler	6-8
	Michael Vick	1-1
2002	Michael Vick	8-6-1
	Doug Johnson	1-0
2003	Doug Johnson	1-7
	Kurt Kittner	1-3
	Michael Vick	3-1
2004	Michael Vick	10-5
	Matt Schaub	0-1
2005	Michael Vick	8-7
	Matt Schaub	0-1
2006	Michael Vick	7-9
2007	Joey Harrington	3-7
	Chris Redman	1-3
2008	Byron Leftwich	0-2
	Matt Ryan	11-5
2009	Matt Ryan	9-5
	Chris Redman	0-2
2010	Matt Ryan	13-3
2011	Matt Ryan	10-6
2012	Matt Ryan	13-3



## PRE SEASON RESULTS

### PRESEASON

#### 1966 (1-4)

Philadelphia at Atlanta (20,072) . . . . .	7-9
Atlanta at St. Louis (34,303) . . . . .	10-20
NY Giants at Atlanta (Nashville - 20,945) . . . . .	7-14
Cleveland at Atlanta (48,548) . . . . .	3-42
San Francisco vs. Atlanta (Columbia - 21,780) . . . . .	24-17

#### 1967 (2-2-1)

Atlanta at New York Giants (Ithaca - 20,000) . . . . .	10-10
Atlanta at Miami (50,822) . . . . .	27-17
Cleveland at Atlanta (52,240) . . . . .	34-31
Atlanta vs. Minnesota (Cleveland - 84,236) . . . . .	3-16
Atlanta at New Orleans (67,486) . . . . .	14-27

#### 1968 (1-4)

Atlanta vs. Washington (Tampa - 42,180) . . . . .	14-16
Atlanta vs. NY Giants (Nashville - 14,555) . . . . .	13-17
Atlanta vs. NY Jets (Birmingham - 27,406) . . . . .	12-27
NO at Atlanta (49,832) . . . . .	16-10
Atlanta at Miami (36,122) . . . . .	13-19

#### 1969 (2-4)

Philadelphia vs. Atlanta (Portland - 21,625) . . . . .	13-7
Atlanta at Boston (24,084) . . . . .	34-16
Washington at Atlanta (56,990) . . . . .	7-24
Atlanta at New Orleans (69,898) . . . . .	17-21
Atlanta at Kansas City (37,273) . . . . .	10-14
Atlanta vs. G.B. (Canton - 17,411) . . . . .	24-38

#### 1970 (4-1)

NY Jets vs. Atlanta (Winston-Salem - 19,700) . . . . .	33-7
Atlanta at Washington (35,186) . . . . .	13-21
Kansas City at Atlanta (56,990) . . . . .	22-17
Atlanta at Buffalo (30,869) . . . . .	10-7
Atlanta at Miami (50,259) . . . . .	20-17

#### 1971 (3-2)

Atlanta at Kansas City (37,403) . . . . .	10-12
Denver vs. Atlanta (Memphis - 22,474) . . . . .	27-10
Buffalo at Atlanta (53,090) . . . . .	35-24
Atlanta at New England (48,631) . . . . .	45-35
Atlanta at San Diego (32,555) . . . . .	14-21

#### 1972 (1-4)

Atlanta at San Diego (41,404) . . . . .	7-30
Pittsburgh at Atlanta (53,288) . . . . .	17-31
Atlanta at Miami (75,372) . . . . .	10-24
New York Jets at Atlanta (37,806) . . . . .	3-9
Atlanta at Cincinnati (55,804) . . . . .	44-14

#### 1973 (2-3)

Baltimore at Atlanta (57,122) . . . . .	34-10
New England at Atlanta (56,238) . . . . .	27-10
Cleveland vs. Atlanta (Knoxville - 40,831) . . . . .	17-20
Cincinnati at Atlanta (55,863) . . . . .	20-31
Atlanta at Pittsburgh (50,350) . . . . .	0-19

#### 1974 (4-2)

Atlanta at Philadelphia (15,379) . . . . .	23-7
Atlanta at Oakland (Berkeley - 34,319) . . . . .	16-28
Cincinnati at Atlanta (Grant Field 44,127) . . . . .	7-13
Atlanta at Houston (27,116) . . . . .	10-6
Baltimore at Atlanta (50,085) . . . . .	23-7
Atlanta at Denver (43,253) . . . . .	20-14

#### 1975 (3-3)

Atlanta at Washington (18,444) . . . . .	16-14
Baltimore vs. Atlanta (Lincoln, Neb - 43,097) . . . . .	10-3
Oakland at Atlanta (39,878) . . . . .	7-22
NY Jets at Atlanta (34,387) . . . . .	13-16
Buffalo vs. Atlanta (Tampa, Fla. - 41,212) . . . . .	14-16
Philadelphia at Atlanta (28,675) . . . . .	17-14

#### 1976 (2-4)

Washington at Atlanta (38,808) . . . . .	10-17
Cleveland vs. Atlanta (Stillwater, Okla - 24,227) . . . . .	7-31
Tampa Bay vs. Atlanta (Jacksonville, Fla. - 11,342) . . . . .	3-17
New England at Atlanta (23,495) . . . . .	17-28
Baltimore at Atlanta (24,986) . . . . .	21-7
Atlanta at G.B. (Milw - 54,989) . . . . .	26-7

#### 1977 (3-3)

Atlanta at St. Louis (24,667) . . . . .	3-0
NY Jets at Atlanta (28,954) . . . . .	2-17
Denver at Atlanta (21,239) . . . . .	2-10
Tampa Bay vs. Atlanta (Orlando - 31,123) . . . . .	30-21
Atlanta at Kansas City (22,748) . . . . .	24-16
Atlanta New England (41,346) . . . . .	0-29

#### 1978 (2-2)

Atlanta at NY Jets (31,480) . . . . .	20-17
Atlanta at Pittsburgh (46,444) . . . . .	7-13
Philadelphia at Atlanta (51,306) . . . . .	7-24
Atlanta at Washington (29,487) . . . . .	10-7

#### 1979 (0-4)

New England at Atlanta (53,228) . . . . .	14-37
Atlanta at St. Louis (39,705) . . . . .	17-42
Washington at Atlanta (52,478) . . . . .	6-16
Atlanta at Green Bay (55,416) . . . . .	35-45

#### 1980 (1-3)

Atlanta at Seattle (59,555) . . . . .	10-14
Pittsburgh at Atlanta (55,695) . . . . .	14-17
Atlanta at San Diego (47,184) . . . . .	9-17
Baltimore at Atlanta (42,983) . . . . .	51-35

#### 1981 (2-3)

Atlanta vs. Cleveland (Canton, Ohio - 23,921) . . . . .	10-24
Atlanta at Oakland (42,697) . . . . .	16-17
NY Jets at Atlanta (51,163) . . . . .	21-20
Atlanta at Minnesota (42,908) . . . . .	19-20
Tampa Bay at Atlanta (53,688) . . . . .	27-7

#### 1982 (2-2)



Minnesota at Atlanta (49,831) ..... 20-17  
 Atlanta vs. Baltimore (Phoenix - 56,748) ..... 3-34  
 Philadelphia at Atlanta (51,175) ..... 24-21  
 Atlanta at Tampa Bay (62,933) ..... 0-34

### 1983 (2-2)

Washington at Atlanta (46,052) ..... 13-10  
 Atlanta at Denver (73,199) ..... 10-21  
 Atlanta at Tampa Bay (57,237) ..... 6-17  
 Baltimore at Atlanta (37,420) ..... 10-7

### 1984 (1-3)

Atlanta at Minnesota (51,693) ..... 6-37  
 Atlanta at New Orleans (58,502) ..... 21-31  
 Tampa Bay at Atlanta (29,610) ..... 52-21  
 Denver at Atlanta (30,988) ..... 13-24

### 1985 (2-2)

Washington at Atlanta (30,574) ..... 14-17  
 Atlanta at Tampa Bay (34,040) ..... 23-17  
 Atlanta at Green Bay (Milw - 49,703) ..... 24-28  
 Miami at Atlanta (32,768) ..... 19-17

### 1986 (2-2)

NY Giants at Atlanta (25,445) ..... 31-24  
 Atlanta at Tampa Bay (28,797) ..... 20-17  
 Cleveland at Atlanta (33,637) ..... 21-27  
 Atlanta at Washington (52,619) ..... 21-29

### 1987 (1-3)

Buffalo at Atlanta (31,166) ..... 19-14  
 Atlanta at Kansas City (39,164) ..... 10-13  
 Cleveland at Atlanta (35,960) ..... 3-23  
 New Eng. vs. Atlanta (Jacksonville - 59,129) ..... 13-14

### 1988 (2-2)

Atlanta at New England (32,949) ..... 34-30  
 Kansas City at Atlanta (23,369) ..... 13-27  
 Tampa Bay at Atlanta (18,141) ..... 19-14  
 Washington at Atlanta (Birmingham - 51,400) ..... 17-34

### 1989 (1-3)

Atlanta at Philadelphia (40,145) ..... 17-23  
 Atlanta at Tampa Bay (28,330) ..... 0-27  
 New England at Atlanta (21,118) ..... 7-23  
 Buffalo vs. Atlanta (Jacksonville- 41,813) ..... 36-17

### 1990 (4-0)

Washington at Atlanta (Chapel Hill, N.C. - 52,036) 31-27  
 Cincinnati at Atlanta (43,472) ..... 34-17  
 Atlanta at Green Bay (Milwaukee 51,069) ..... 17-14  
 Atlanta at New England (24,106) ..... 45-14

### 1991 (2-2)

LA Rams at Atlanta (Jacksonville 66,531) ..... 38-17  
 Houston at Houston (52,140) ..... 36-7  
 Tampa Bay at Atlanta (41,983) ..... 7-12

Atlanta at Dallas (53,689) OT ..... 17-20

### 1992 (1-3)

Atlanta at Cleveland (59,566) ..... 0-7  
 Atlanta at Tampa Bay (37,000) ..... 28-40  
 Philadelphia at Atlanta (66,834) ..... 20-10  
 Buffalo at Atlanta (62,565) ..... 21-27

### 1993 (1-3)

Miami at Atlanta (51,798) ..... 27-28  
 Tampa Bay at Atlanta (49,108) ..... 20-10  
 Atlanta at Philadelphia (54,425) ..... 20-37  
 Atlanta at Buffalo (51,232) ..... 16-17

### 1994 (3-2)

Atlanta vs. S.D (23,185) (HOF Game, Canton, Ohio) ..... 21-17  
 Atlanta at Denver (72,231) ..... 16-37  
 Buffalo at Atlanta (46,595) ..... 27-7  
 Atlanta at Cleveland (51,602) ..... 7-28  
 Philadelphia at Atlanta (40,780) ..... 20-12

### 1995 (2-2)

Atlanta at Philadelphia (43,678) ..... 17-25  
 Miami at Atlanta (42,579) ..... 37-0  
 Cleveland at Atlanta (41,813) ..... 19-10  
 Atlanta at Buffalo (41,765) ..... 14-20

### 1996 (2-2)

Atlanta at Seattle (30,284) ..... 17-19  
 Atlanta at Tampa Bay (32,855) ..... 0-16  
 Oakland at Atlanta (30,553) ..... 27-6  
 Arizona at Atlanta (29,306) ..... 31-30

### 1997 (1-3)

Atlanta at Detroit (40,425) ..... 17-20  
 Tampa Bay at Atlanta (34,219) ..... 17-12  
 Washington at Atlanta (37,984) ..... 31-35  
 Atlanta at Jacksonville (67,743) ..... 17-26

### 1998 (2-2)

Tennessee at Atlanta (29,313) ..... 16-31  
 Atlanta at Detroit (45,749) ..... 7-3  
 Atlanta at Pittsburgh (54,689) ..... 22-28  
 Cincinnati at Atlanta (26,269) ..... 17-0

### 1999 (2-2)

Detroit at Atlanta (47,653) ..... 35-31  
 Baltimore at Atlanta (44,843) ..... 6-19  
 Atlanta at Tennessee (65,729) ..... 3-17  
 Atlanta at Cincinnati (39,651) ..... 28-16

### 2000 (4-1)

Atlanta at Indianapolis (47,985) ..... 20-13  
 Atlanta at Dallas (42,178) (American Bowl, Tokyo Japan) 20-9  
 Cincinnati at Atlanta (38,346) ..... 31-16  
 San Diego at Atlanta (38,384) ..... 14-28  
 Atlanta at Jacksonville (55,946) ..... 31-20

### 2001 (3-1)





Pittsburgh at Atlanta (44,275).....16-17  
 Atlanta at NY Jets (76,658) ..... 20-10  
 Atlanta at Washington (67,211) ..... 27-6  
 Tampa Bay at Atlanta (44,162)..... 36-7

**2002 (4-0)**

Jacksonville at Atlanta (43,264) ..... 23-13  
 NY Giants at Atlanta (67,204).....36-24  
 Atlanta at Dallas (62,942) .....21-19  
 Atlanta at Cincinnati (40,530)..... 27-14

**2003 (0-4)**

Green Bay at Atlanta (68,818) ..... 21-27  
 Baltimore at Atlanta (68,237) .....10-13  
 Atlanta at Miami (59,093) ..... 21-30  
 Atlanta at Cleveland (69,618).....9-20

**2004 (2-2)**

Atlanta at Baltimore (69,299) .....0-24  
 Minnesota at Atlanta (70,623) ..... 27-24  
 Cincinnati at Atlanta (70,331) ..... 21-30  
 Atlanta at Washington (72,892) ..... 0-27

**2005 (4-1)**

Atlanta vs. Indianapolis (Tokyo, Japan, 45,203) ..27-21  
 Baltimore at Atlanta (67,123) ..... 16-3  
 Tennessee at Atlanta (69,327)..... 21-24  
 Atlanta at Jacksonville (60,596) ..... 23-7  
 Atlanta at Miami (71,616) ..... 20-17

**2006 (2-2)**

New England at Atlanta (69,283) ..... 26-23  
 Atlanta at Green Bay (69,845)..... 10-38  
 Atlanta at Tennessee (69,143) .....20-6  
 Jacksonville at Atlanta (70,616)..... 17-20

**2007 (3-1)**

Atlanta at NY Jets (75,767).....16-31  
 Atlanta at Buffalo (50,577).....13-10  
 Cincinnati at Atlanta (65,525) ..... 24-19  
 Baltimore at Atlanta (71,377).....13-10

**2008 (2-2)**

Atlanta at Jacksonville (63,194)..... 17-20  
 Indianapolis at Atlanta (59,693) ..... 9-16  
 Tennessee at Atlanta (47,318) .....17-3  
 Atlanta at Baltimore (70,149)..... 10-9

**2009 (2-2)**

Atlanta at Detroit (34,785).....26-27  
 Atlanta at St. Louis (46,958)..... 20-13  
 San Diego at Atlanta (66,718) .....27-24  
 Baltimore at Atlanta (66,610).....3-20

**2010 (2-2)**

Atlanta vs. Kansas City (65,726).....20-10  
 Atlanta vs. New England (66,783) .....10-28  
 Atlanta at Miami (59,144)..... 16-6  
 Atlanta at Jacksonville (61,802) ..... 9-13

**2011 (0-4)**

Atlanta vs. Miami (67,038).....23-28  
 Atlanta at Jacksonville (60,815) .....13-15  
 Atlanta at Pittsburgh (56,754).....16-34  
 Atlanta vs. Baltimore (67,216) .....7-21

**2012 (1-3)**

Atlanta vs. Baltimore (68,449) .....17-31  
 Atlanta vs. Cincinnati (68,541) .....19-24  
 Atlanta at Miami (41,550).....23-6  
 Atlanta at Jacksonville (62,362) .....14-24



## ALL TIME RESULTS

### ATLANTA VS. ARIZONA

Cardinals lead series, 14-12

Cardinals lead postseason, 1-0

1966	Falcons	16-10 (A)
1968	Cardinals	17-12 (StL)
1971	Cardinals	26-9 (A)
1973	Cardinals	32-10 (A)
1975	Cardinals	23-20 (StL)
1978	Cardinals	42-21 (StL)
1980	Falcons	33-27 (StL) (OT)
1981	Falcons	41-20 (A)
1982	Cardinals	23-20 (A)
1986	Falcons	33-13 (A)
1987	Cardinals	34-21 (A)
1989	Cardinals	34-20 (Phx)
1990	Cardinals	24-13 (A)
1991	Cardinals	16-10 (Phx)
1992	Falcons	20-17 (A)
1993	Cardinals	27-10 (A)
1994	Falcons	10-6 (A)
1995	Cardinals	40-37 (Phx) (OT)
1997	Cardinals	29-26 (Phx)
1999	Falcons	37-14 (A)
2001	Falcons	34-14 (Phx)
2004	Falcons	6-3 (A)
2006	Falcons	32-10 (A)
2007	Cardinals	30-27 (Arz) (OT)
*2008	Cardinals	30-24 (Arz)
2010	Falcons	41-7 (A)
2012	Falcons	23-19 (A)

(Points-Cardinals 557, Falcons 582)  
(\*Postseason Points: Cardinals 30, Falcons 24)

### ATLANTA VS. BALTIMORE

Series tied, 2-2

1999	Ravens	19-13 (A)(OT)
2002	Falcons	20-17 (A)
2006	Ravens	24-10 (B)
2010	Falcons	26-21 (A)

(Points-Ravens 81, Falcons 69)

### ATLANTA VS. BUFFALO

Falcons lead series, 6-4

1973	Bills	17-6 (A)
1977	Bills	3-0 (B)
1980	Falcons	30-14 (B)
1983	Falcons	31-14 (A)
1989	Falcons	30-28 (A)
1992	Bills	41-14 (B)
1995	Bills	23-17 (B)
2001	Falcons	33-30 (A)
2005	Falcons	24-21 (B)
2009	Falcons	31-3 (A)

(Points-Bills 189, Falcons 216)

### ATLANTA VS. CAROLINA

Falcons lead series, 23-13

1995	Falcons	23-20 (A)(OT)
	Panthers	21-17 (C)

1996	Panthers	29-6 (C)
	Falcons	20-17 (A)
1997	Panthers	9-6 (A)
	Panthers	21-12 (C)
1998	Falcons	19-14 (C)
	Falcons	51-23 (A)
1999	Falcons	27-20 (A)
	Panthers	34-28 (C)
2000	Falcons	15-10 (C)
	Falcons	13-12 (A)
2001	Falcons	24-16 (A)
	Falcons	10-7 (C)
2002	Falcons	30-0 (A)
	Falcons	41-0 (C)
2003	Panthers	23-3 (C)
	Falcons	20-14 (A) (OT)
2004	Falcons	27-10 (C)
	Falcons	34-31 (A) (OT)
2005	Panthers	24-6 (C)
	Panthers	44-11 (A)
2006	Falcons	20-6 (C)
	Panthers	10-3 (A)
2007	Panthers	27-20 (A)
	Falcons	20-13 (C)
2008	Panthers	24-9 (C)
	Falcons	45-28 (A)
2009	Falcons	28-20 (A)
	Panthers	28-19 (C)
2010	Falcons	31-10 (C)
	Falcons	31-10 (A)
2011	Falcons	31-17 (A)
	Falcons	31-23 (C)
2012	Falcons	30-28 (A)
	Panthers	30-20 (C)

(Points-Falcons 781, Panthers 673)

### ATLANTA VS. CHICAGO

Bears lead series, 13-12

1966	Bears	23-6 (C)
1967	Bears	23-14 (A)
1968	Falcons	16-13 (C)
1969	Falcons	48-31 (A)
1970	Bears	23-14 (A)
1972	Falcons	37-21 (C)
1973	Falcons	46-6 (A)
1974	Falcons	13-10 (A)
1976	Falcons	10-0 (C)
1977	Falcons	16-10 (C)
1978	Bears	13-7 (C)
1980	Falcons	28-17 (A)
1983	Falcons	20-17 (C)
1985	Bears	36-0 (C)
1986	Bears	13-10 (A)
1990	Bears	30-24 (C)
1992	Bears	41-31 (C)
1993	Bears	6-0 (C)
1998	Falcons	20-13 (A)
2001	Bears	31-3 (A)
2002	Bears	14-13 (A)



2005	Bears	16-3 (C)
2008	Falcons	22-20 (A)
2009	Falcons	21-14 (A)
2011	Bears	30-12 (C)

(Points-Bears 471, Falcons 434)

**ATLANTA VS. CINCINNATI**

Bengals lead series, 7-5

1971	Falcons	9-6 (C)
1975	Bengals	21-14 (A)
1978	Bengals	37-7 (C)
1981	Bengals	30-28 (A)
1984	Bengals	35-14 (C)
1987	Bengals	16-10 (A)
1990	Falcons	38-17 (A)
1993	Bengals	21-17 (C)
1996	Bengals	41-31 (C)
2002	Falcons	30-3 (A)
2006	Falcons	29-27 (C)
2010	Falcons	39-32 (A)

(Points-Bengals 286, Falcons 266)

**ATLANTA VS. CLEVELAND**

Browns lead series, 10-3

1966	Browns	49-17 (A)
1968	Browns	30-7 (C)
1971	Falcons	31-14 (C)
1976	Browns	20-17 (A)
1978	Browns	24-16 (A)
1981	Browns	28-17 (C)
1984	Browns	23-7 (A)
1987	Browns	38-3 (C)
1990	Browns	13-10 (C)
1993	Falcons	17-14 (A)
2002	Browns	24-16 (C)
2006	Browns	17-13 (A)
2010	Falcons	20-10 (C)

(Points-Browns 304, Falcons 191)

**ATLANTA VS. DALLAS**

Cowboys lead series, 14-9

Cowboys lead postseason, 2-0

1966	Cowboys	47-14 (A)
1967	Cowboys	37-7 (D)
1969	Cowboys	24-17 (A)
1970	Cowboys	13-0 (D)
1974	Cowboys	24-0 (A)
1976	Falcons	17-10 (A)
*1978	Cowboys	27-20 (D)
*1980	Cowboys	30-27 (A)
1985	Cowboys	24-10 (D)
1986	Falcons	37-35 (D)
1987	Falcons	21-10 (D)
1988	Cowboys	26-20 (D)
1989	Falcons	27-21 (A)
1990	Falcons	26-7 (A)
1991	Cowboys	31-27 (D)

1992	Cowboys	41-17 (A)
1993	Falcons	27-14 (A)
1995	Cowboys	28-13 (A)
1996	Cowboys	32-28 (D)
1999	Cowboys	24-7 (D)
2001	Falcons	20-13 (A)
2003	Falcons	27-13 (D)
2006	Cowboys	38-28 (A)
2009	Cowboys	37-21 (D)
2012	Falcons	19-13 (A)

(Regular Season Points: Cowboys 562, Falcons 430)  
(\*Postseason Points: Cowboys 57, Falcons 47)

**ATLANTA VS. DENVER**

Broncos lead series, 8-5

Broncos lead postseason, 1-0

1970	Broncos	24-10 (D)
1972	Falcons	23-20 (A)
1975	Falcons	35-21 (A)
1979	Broncos	20-17 (A) (OT)
1982	Falcons	34-27 (D)
1985	Broncos	44-28 (A)
1988	Broncos	30-14 (D)
1994	Broncos	32-28 (D)
1997	Broncos	29-21 (A)
*1998	Broncos	34-19 (Mia)
2000	Broncos	42-14 (D)
2004	Falcons	41-28 (A)
2008	Broncos	24-20 (A)
2012	Falcons	27-21 (A)

(Regular Season Points: (Broncos 334, Atlanta 271)  
(Postseason Points: Broncos 34, Atlanta 19)  
\*Super Bowl XXXIII

**ATLANTA VS. DETROIT**

Lions lead series 23-12

1966	Lions	28-10 (D)
1967	Lions	24-3 (D)
1968	Lions	24-7 (A)
1969	Lions	27-21 (D)
1971	Lions	41-38 (D)
1972	Lions	26-23 (A)
1973	Lions	31-6 (D)
1975	Lions	17-14 (A)
1976	Lions	24-10 (D)
1977	Falcons	17-6 (A)
1978	Falcons	14-0 (A)
1979	Lions	24-23 (D)
1980	Falcons	43-28 (A)
1983	Falcons	30-14 (D)
1984	Lions	27-24 (A) (OT)
1985	Lions	28-27 (A)
1986	Falcons	20-6 (D)
1987	Lions	30-13 (A)
1988	Lions	31-17 (D)
1989	Lions	31-24 (A)
1990	Lions	21-14 (D)



1993	Lions	30-13 (D)
1994	Lions	31-28 (D) (OT)
1995	Falcons	34-22 (A)
1996	Lions	28-24 (D)
1997	Lions	28-17 (D)
1998	Falcons	24-17 (D)
2000	Lions	13-10 (D)
2002	Falcons	36-15 (A)
2004	Lions	17-10 (A)
2005	Falcons	27-7 (D)
2006	Lions	30-14 (D)
2008	Falcons	34-21 (A)
2011	Falcons	23-16 (D)
2012	Falcons	31-18 (D)

(Points-Lions 781, Falcons 723)

#### ATLANTA VS. GREEN BAY

Green Bay leads series, 13-12

Packers lead series, 2-1

1966	Packers	56-3 (Mil)
1967	Packers	23-0 (Mil)
1968	Packers	38-7 (A)
1969	Packers	28-10 (GB)
1970	Packers	27-24 (GB)
1971	Falcons	28-21 (A)
1972	Falcons	10-9 (Mil)
1974	Falcons	10-3 (A)
1975	Packers	22-13 (GB)
1976	Packers	24-20 (A)
1979	Falcons	25-7 (A)
1981	Falcons	31-17 (GB)
1982	Packers	38-7 (A)
1983	Falcons	47-41 (A-OT)
1988	Falcons	20-0 (A)
1989	Packers	23-21 (Mil)
1991	Falcons	35-31 (A)
1992	Falcons	24-10 (A)
1994	Packers	21-17 (Mil)
*1995	Packers	37-20 (GB)
2001	Falcons	23-20 (GB)
2002	Packers	37-34 (GB-OT)
*2002	Falcons	27-7 (GB)
2005	Packers	33-25 (A)
2008	Falcons	27-24 (GB)
2010	Falcons	20-17 (A)
	^Packers	48-21 (A)
2011	Packers	25-14 (A)

(Points-Packers 595, Falcons 499)

(Postseason Points- Packers 92, Falcons 68)

\*NFC Wild Card

^ NFC Divisional Round

#### ATLANTA VS. HOUSTON

Houston leads series, 2-1

2003	Texans	17-13 (H)
2007	Falcons	26-16 (A)
2011	Texans	17-10 (H)

(Points-Texans 50, Falcons 49)

#### ATLANTA VS. INDIANAPOLIS\*

Colts lead series, 13-2

1966	Colts	19-7 (A)
1967	Colts	38-31 (B)
	Colts	49-7 (A)
1968	Colts	28-20 (A)
	Colts	44-0 (B)
1969	Colts	21-14 (A)
	Colts	13-6 (B)
1974	Colts	17-7 (A)
1986	Colts	28-23 (A)
1989	Colts	13-9 (I)
1998	Falcons	28-21 (A)
2001	Colts	41-27 (I)
2003	Colts	38-7 (I)
2007	Colts	31-13 (A)
2011	Falcons	31-7 (I)

(Points-Colts 408, Falcons 230)

\*Franchise in Baltimore prior to 1984.

#### ATLANTA VS. JACKSONVILLE

Jaguars lead series, 3-2

1996	Jaguars	19-17 (J)
1999	Jaguars	30-7 (A)
2003	Falcons	21-14 (A)
2007	Jaguars	13-7 (J)
2011	Falcons	41-14 (A)

(Points-Falcons 93, Jaguars 87)

#### ATLANTA VS. KANSAS CITY

Chiefs lead series, 5-3

1972	Chiefs	17-14 (A)
1985	Chiefs	38-10 (KC)
1991	Chiefs	14-3 (KC)
1994	Chiefs	30-10 (A)
2000	Falcons	29-13 (A)
2004	Chiefs	56-10 (KC)
2008	Falcons	38-14 (A)
2012	Falcons	40-24 (KC)

(Points-Chiefs 206, Falcons 154)

#### ATLANTA VS. MIAMI

Dolphins lead series, 7-4

1970	Dolphins	20-7 (A)
1974	Dolphins	42-7 (M)
1980	Dolphins	20-17 (A)
1983	Dolphins	31-24 (M)
1986	Falcons	20-14 (M)
1992	Dolphins	21-17 (M)
1995	Dolphins	21-20 (M)
1998	Falcons	38-16 (A)
2001	Dolphins	21-14 (M)
2005	Falcons	17-10 (M)
2009	Falcons	19-7 (A)

(Points-Dolphins 223, Falcons 200)

#### ATLANTA VS. MINNESOTA

Vikings lead series, 15-10

Postseason tied, 1-1



1966	Falcons	20-13 (M)	1973	Falcons	62-7 (NO)
1967	Falcons	21-20 (A)		Falcons	14-10 (A)
1968	Vikings	47-7 (M)	1974	Saints	14-13 (NO)
1969	Falcons	10-3 (A)		Saints	13-3 (A)
1970	Vikings	37-7 (A)	1975	Falcons	14-7 (A)
1971	Vikings	24-7 (M)		Saints	23-7 (NO)
1973	Falcons	20-14 (A)	1976	Saints	30-0 (NO)
1974	Vikings	23-10 (M)		Falcons	23-20 (A)
1975	Vikings	38-0 (M)	1977	Saints	21-20 (NO)
1977	Vikings	14-7 (A)		Falcons	35-7 (A)
1980	Vikings	24-23 (M)	1978	Falcons	20-17 (NO)
1981	Falcons	31-30 (A)		Falcons	20-17 (A)
*1982	Vikings	30-24 (M)	1979	Falcons	40-34 (NO)(OT)
1984	Vikings	27-20 (M)		Saints	37-6 (A)
1985	Falcons	14-13 (A)	1980	Falcons	41-14 (NO)
1987	Vikings	24-13 (M)		Falcons	31-13 (A)
1989	Vikings	43-17 (M)	1981	Falcons	27-0 (A)
1991	Vikings	20-19 (A)		Falcons	41-10 (NO)
1996	Vikings	23-17 (A)	1982	Falcons	35-0 (A)
**1998	Falcons	30-27 (M)(OT)		Saints	35-6 (NO)
1999	Vikings	17-14 (A)	1983	Saints	19-17 (A)
2002	Falcons	30-24 (M) (OT)		Saints	27-10 (NO)
2003	Vikings	39-26 (A)	1984	Falcons	36-28 (NO)
2005	Falcons	30-10 (A)		Saints	17-13 (A)
2007	Vikings	24-3 (M)	1985	Falcons	31-24 (A)
2008	Falcons	24-17 (M)		Falcons	16-10 (NO)
2011	Falcons	24-14 (A)	1986	Falcons	31-10 (NO)
(Regular Season Points-Vikings 582, Falcons 414)				Saints	14-9 (A)
(Postseason Points-Vikings 57, Falcons 54)			1987	Saints	38-0 (A)
*NFC Playoffs			1988	Saints	29-21 (A)
** NFC Championship				Saints	10-9 (NO)
			1989	Saints	20-13 (NO)
				Saints	26-17 (A)
			1990	Falcons	28-27 (A)
				Saints	10-7 (NO)
			1991	Saints	27-6 (A)
				Falcons	23-20 (NO)(OT)
				*Falcons	27-20 (NO)
			1992	Saints	10-7 (A)
				Saints	22-14 (NO)
			1993	Saints	34-31 (A)
				Falcons	26-15 (NO)
			1994	Saints	33-32 (NO)
				Saints	29-20 (A)
			1995	Falcons	27-24 (NO) (OT)
				Falcons	19-14 (A)
			1996	Falcons	17-15 (A)
				Falcons	31-15 (NO)
			1997	Falcons	23-17 (NO)
				Falcons	20-3 (A)
			1998	Falcons	31-23 (A)
				Falcons	27-17 (NO)
			1999	Falcons	20-17 (NO)
				Falcons	35-12 (A)
			2000	Saints	21-19 (A)
				Saints	23-7 (NO)
			2001	Falcons	20-13 (NO)
				Saints	28-10 (A)
			2002	Falcons	37-35 (NO)

#### ATLANTA VS. NEW ENGLAND

Series tied, 6-6

1972	Patriots	21-20 (NE)
1977	Patriots	16-10 (A)
1980	Falcons	37-21 (NE)
1983	Falcons	24-13 (A)
1986	Patriots	25-17 (NE)
1989	Falcons	16-15 (A)
1992	Falcons	34-0 (A)
1995	Falcons	30-17 (A)
1998	Falcons	41-10 (NE)
2001	Patriots	24-10 (A)
2005	Patriots	31-28 (A)
2009	Patriots	26-10 (NE)

(Points-Falcons 277, Patriots 219)

#### ATLANTA VS. NEW ORLEANS

Falcons lead series, 46-41

Falcons lead postseason, 1-0

1967	Saints	27-24 (NO)
1969	Falcons	45-17 (A)
1970	Falcons	14-3 (NO)
	Falcons	32-14 (A)
1971	Falcons	28-6 (A)
	Falcons	24-20 (NO)
1972	Falcons	21-14 (NO)
	Falcons	36-20 (A)



	Falcons	24-17 (A)
2003	Saints	45-17 (A)
	Saints	23-20 (NO) (OT)
2004	Falcons	24-21 (A)
	Saints	26-13 (NO)
2005	Falcons	34-31 (NO)
	Falcons	36-17 (A)
2006	Saints	23-3 (NO)
	Saints	31-13 (A)
2007	Saints	22-16 (NO)
	Saints	34-14 (A)
2008	Falcons	34-20 (A)
	Saints	29-25 (NO)
2009	Saints	35-27 (NO)
	Saints	26-23 (A)
2010	Falcons	27-24 (NO) (OT)
	Saints	17-14 (A)
2011	Saints	26-23 (A) (OT)
	Saints	45-16 (NO)
2012	Saints	31-27 (NO)
	Falcons	23-13 (A)

(Points-Falcons 1,895, Saints 1,782)

(Postseason Points-Falcons 27, Saints 20)

\*NFC Wild Card

**ATLANTA VS. N.Y. GIANTS**

Falcons lead series, 11-10

Giants lead postseason, 1-0

1966	Falcons	27-16 (NY)
1968	Falcons	24-21 (A)
1971	Giants	21-17 (A)
1974	Falcons	14-7 (New Haven)
1977	Falcons	17-3 (A)
1978	Falcons	23-20 (A)
1979	Giants	24-3 (NY)
1981	Giants	27-24 (A) (OT)
1982	Falcons	16-14 (NY)
1983	Giants	16-13 (A) (OT)
1984	Giants	19-7 (A)
1988	Giants	23-16 (A)
1998	Falcons	34-20 (NY)
2000	Giants	13-6 (A)
2002	Falcons	17-10 (NY)
2003	Falcons	27-7 (NY)
2004	Falcons	14-10 (NY)
2006	Giants	27-14 (A)
2007	Giants	31-10 (A)
2009	Giants	34-31 OT (NY)
2011	Giants	24-2 (NY)
2012	Falcons	34-0 (A)

(Points- Falcons, 388, Giants 363)

(Postseason Points-Giants 24, Falcons 2)

^ NFC Wildcard Playoff Game

**ATLANTA VS. N.Y. JETS**

Falcons lead series, 6-4

1973	Falcons	28-20 (NY)
1980	Jets	14-7 (A)
1983	Falcons	27-21 (NY)

1986	Jets	28-14 (A)
1989	Jets	27-7 (NY)
1992	Falcons	20-17 (A)
1995	Falcons	13-3 (A)
1998	Jets	28-3 (NY)
2005	Falcons	27-14 (A)
2009	Falcons	10-7 (NY)

(Points-Jets 179, Falcons 156)

**ATLANTA VS. OAKLAND\***

Raiders lead series, 7-6

1971	Falcons	24-13 (A)
1975	Raiders	37-34 (O) (OT)
1979	Raiders	50-19 (O)
1982	Raiders	38-14 (A)
1985	Raiders	34-24 (A)
1988	Falcons	12-6 (LA)
1991	Falcons	21-17 (A)
1994	Raiders	30-17 (LA)
1997	Raiders	36-31 (A)
2000	Raiders	41-14 (O)
2004	Falcons	35-10 (A)
2008	Falcons	24-0 (O)
2012	Falcons	23-20 (A)

(Points-Raiders 332, Falcons 292)

\*Franchise in LA from 1983-1994.

**ATLANTA VS. PHILADELPHIA**

Eagles lead series, 15-12-1

Eagles lead postseason, 2-1

1966	Eagles	23-10 (P)
1967	Eagles	38-7 (A)
1969	Falcons	27-3 (P)
1970	Tie	13-13 (P)
1973	Falcons	44-27 (P)
1976	Eagles	14-13 (A)
*1978	Falcons	14-13 (A)
1979	Falcons	14-10 (P)
1980	Falcons	20-17 (P)
1981	Eagles	16-13 (P)
1983	Eagles	28-24 (A)
1984	Falcons	26-10 (A)
1985	Eagles	23-17 (P)(OT)
1986	Eagles	16-0 (A)
1988	Falcons	27-24 (P)
1990	Eagles	24-23 (A)
1994	Falcons	28-21 (A)
1996	Eagles	33-18 (A)
1997	Falcons	20-17 (A)
1998	Falcons	17-12 (A)
2000	Eagles	38-10 (P)
#2002	Eagles	20-6 (P)
2003	Eagles	23-16 (A)
^2005	Eagles	27-10 (P)
2005	Falcons	14-10 (A)
2006	Eagles	24-17 (P)
2008	Eagles	27-14 (P)
2009	Eagles	34-7 (A)
2010	Eagles	31-17 (P)





2011 Falcons ..... 35-31 (A)  
 2012 Falcons ..... 30-17 (P)  
 (Points-Eagles 604, Falcons 521)  
 (Postseason Points-Eagles 60, Falcons 30)  
 \* NFC Wild Card  
 #NFC Divisional Playoff  
 ^NFC Championship Game

#### ATLANTA VS. PITTSBURGH

Steelers lead series, 12-2-1

1966 Steelers ..... 57-33 (A)  
 1968 Steelers ..... 41-21 (A)  
 1970 Falcons ..... 27-16 (A)  
 1974 Steelers ..... 24-17 (P)  
 1978 Steelers ..... 31-7 (P)  
 1981 Steelers ..... 34-20 (A)  
 1984 Steelers ..... 35-10 (P)  
 1987 Steelers ..... 28-12 (A)  
 1990 Steelers ..... 21-9 (P)  
 1993 Steelers ..... 45-17 (A)  
 1996 Steelers ..... 20-17 (A)  
 1999 Steelers ..... 13-9 (P)  
 2002 Tie ..... 34-34 (P)  
 2006 Falcons ..... 41-38 (A)  
 2010 Steelers ..... 15-9 (P) (OT)  
 (Points-Steelers 452, Falcons 283)

#### ATLANTA VS. SAN DIEGO

Falcons lead series, 8-1

1973 Falcons ..... 41-0 (SD)  
 1979 Falcons ..... 28-26 (SD)  
 1988 Chargers ..... 10-7 (A)  
 1991 Falcons ..... 13-10 (SD)  
 1994 Falcons ..... 10-9 (A)  
 1997 Falcons ..... 14-3 (SD)  
 2000 Falcons ..... 21-20 (A)  
 2008 Falcons ..... 22-16 (SD)  
 2012 Falcons ..... 27-3 (SD)  
 (Points-Falcons 183, Chargers 97)

#### ATLANTA VS. SAN FRANCISCO

49ers lead series, 44-29-1

Postseason series tied, 1-1

1966 49ers ..... 44-7 (A)  
 1967 49ers ..... 38-7 (SF)  
       49ers ..... 34-28 (A)  
 1968 49ers ..... 28-13 (SF)  
       49ers ..... 14-12 (A)  
 1969 Falcons ..... 24-12 (A)  
       Falcons ..... 21-7 (SF)  
 1970 Falcons ..... 21-20 (A)  
       49ers ..... 24-20 (SF)  
 1971 Falcons ..... 20-17 (A)  
       49ers ..... 24-3 (SF)  
 1972 49ers ..... 49-14 (A)  
       49ers ..... 20-0 (SF)  
 1973 49ers ..... 13-9 (A)  
       Falcons ..... 17-3 (SF)  
 1974 49ers ..... 16-10 (A)

49ers ..... 27-0 (SF)  
 1975 Falcons ..... 17-3 (SF)  
       Falcons ..... 31-9 (A)  
 1976 49ers ..... 15-0 (SF)  
       Falcons ..... 21-16 (A)  
 1977 Falcons ..... 7-0 (SF)  
       49ers ..... 10-3 (A)  
 1978 Falcons ..... 20-17 (SF)  
       Falcons ..... 21-10 (A)  
 1979 49ers ..... 20-15 (SF)  
       Falcons ..... 31-21 (A)  
 1980 Falcons ..... 20-17 (SF)  
       Falcons ..... 35-10 (A)  
 1981 Falcons ..... 34-17 (A)  
       49ers ..... 17-14 (SF)  
 1982 Falcons ..... 17-7 (SF)  
 1983 49ers ..... 24-20 (SF)  
       Falcons ..... 28-24 (A)  
 1984 49ers ..... 14-5 (SF)  
       49ers ..... 35-17 (A)  
 1985 49ers ..... 35-16 (SF)  
       49ers ..... 38-17 (A)  
 1986 Tie ..... 10-10 (A)(OT)  
       49ers ..... 20-0 (SF)  
 1987 49ers ..... 25-17 (A)  
       49ers ..... 35-7 (SF)  
 1988 Falcons ..... 34-17 (SF)  
       49ers ..... 13-3 (A)  
 1989 49ers ..... 45-3 (SF)  
       49ers ..... 23-10 (A)  
 1990 49ers ..... 19-13 (SF)  
       49ers ..... 45-35 (A)  
 1991 Falcons ..... 39-34 (SF)  
       Falcons ..... 17-14 (A)  
 1992 49ers ..... 56-17 (SF)  
       49ers ..... 41-3 (A)  
 1993 49ers ..... 37-30 (SF)  
       Falcons ..... 27-24 (A)  
 1994 49ers ..... 42-3 (A)  
       49ers ..... 50-14 (SF)  
 1995 49ers ..... 41-10 (SF)  
       Falcons ..... 28-27 (A)  
 1996 49ers ..... 39-17 (SF)  
       49ers ..... 34-10 (A)  
 1997 49ers ..... 34-7 (SF)  
       49ers ..... 35-28 (A)  
 1998 49ers ..... 31-20 (SF)  
       Falcons ..... 31-19 (A)  
       \*Falcons ..... 20-18 (A)  
 1999 49ers ..... 26-7 (SF)  
       Falcons ..... 34-29 (A)  
 2000 Falcons ..... 36-28 (A)  
       49ers ..... 16-6 (SF)  
 2001 49ers ..... 16-13 (SF) (OT)  
       49ers ..... 37-31 (A) (OT)  
 2004 Falcons ..... 21-19 (SF)  
 2007 Falcons ..... 20-16 (A)  
 2009 Falcons ..... 45-10 (SF)

# 2012 ATLANTA FALCONS RECORDS & RESULTS

## ALL-TIME RESULTS

2010 Falcons .....16-14 (A)  
 \*\*2012 49ers .....28-24 (A)  
 (Points-49ers 1,770, Falcons 1,277)  
 \*NFC Divisional Playoffs  
 \*\*2012 NFC Championship

### ATLANTA VS. SEATTLE

Seahawks lead series, 8-5

Falcons lead postseason series, 1-0

1976 Seahawks .....30-13 (S)  
 1979 Seahawks .....31-28 (A)  
 1985 Seahawks .....30-26 (S)  
 1988 Seahawks .....31-20 (A)  
 1991 Falcons .....26-13 (A)  
 1997 Falcons .....24-17 (S)  
 2000 Seahawks .....30-10(A)  
 2002 Seahawks .....30-24 (A) (OT)  
 2004 Seahawks .....28-26 (S)  
 2005 Seahawks .....21-18 (S)  
 2007 Falcons .....44-41 (A)  
 2010 Falcons .....34-18 (S)  
 2011 Falcons .....30-28 (S)  
 \*2012 Falcons .....30-28 (A)  
 (Points-Seahawks 348, Falcons 323)

### ATLANTA VS. ST. LOUIS\*

Rams lead series, 47-26-2

Falcons lead postseason, 1-0

1966 Rams .....19-14 (A)  
 1967 Rams .....31-3 (A)  
       Rams .....20-3 (LA)  
 1968 Rams .....27-14 (LA)  
       Rams .....17-10 (A)  
 1969 Rams .....17-7 (LA)  
       Rams .....38-6 (A)  
 1970 Tie .....10-10 (LA)  
       Rams .....17-7 (A)  
 1971 Tie .....20-20 (LA)  
       Rams .....24-16 (A)  
 1972 Falcons .....31-3 (A)  
       Rams .....20-7 (LA)  
 1973 Rams .....31-0 (LA)  
       Falcons .....15-13 (A)  
 1974 Rams .....21-0 (LA)  
       Rams .....30-7 (A)  
 1975 Rams .....22-7 (LA)  
       Rams .....16-7 (A)  
 1976 Rams .....30-14 (A)  
       Rams .....59-0 (LA)  
 1977 Falcons .....17-6 (A)  
       Rams .....23-7 (LA)  
 1978 Rams .....10-0 (LA)  
       Falcons .....15-7 (A)  
 1979 Rams .....20-14 (LA)  
       Rams .....34-13 (A)  
 1980 Falcons .....13-10 (A)  
       Rams .....20-17 (LA)(OT)  
 1981 Rams .....37-35 (A)  
       Rams .....21-16 (LA)

1982 Falcons .....34-17 (A)  
 1983 Rams .....27-21 (LA)  
       Rams .....36-13 (A)  
 1984 Falcons .....30-28 (LA)  
       Rams .....24-10 (A)  
 1985 Rams .....17-6 (LA)  
       Falcons .....30-14 (A)  
 1986 Falcons .....26-14 (A)  
       Rams .....14-7 (LA)  
 1987 Falcons .....24-20 (A)  
       Rams .....33-0 (LA)  
 1988 Rams .....33-0 (A)  
       Rams .....22-7 (LA)  
 1989 Rams .....31-21 (A)  
       Rams .....26-14 (LA)  
 1990 Rams .....44-24 (LA)  
       Falcons .....20-13 (A)  
 1991 Falcons .....31-14 (A)  
       Falcons .....31-14 (LA)  
 1992 Falcons .....30-28 (A)  
       Rams .....38-27 (LA)  
 1993 Falcons .....30-24 (A)  
       Falcons .....13-0 (LA)  
 1994 Falcons .....31-13 (A)  
       Falcons .....8-5 (LA)  
 1995 Rams .....21-19 (StL)  
       Falcons .....31-6 (A)  
 1996 Rams .....59-16 (StL)  
       Rams .....34-27 (A)  
 1997 Falcons .....34-31 (A)  
       Falcons .....27-21 (StL)  
 1998 Falcons .....37-15 (A)  
       Falcons .....21-10 (StL)  
 1999 Rams .....35-7 (StL)  
       Rams .....41-13 (A)  
 2000 Rams .....41-20 (A)  
       Rams .....45-29 (StL)  
 2001 Rams .....35-6 (A)  
       Rams .....31-13 (StL)  
 2003 Rams .....36-0 (StL)  
 2004 Falcons .....34-17 (A)  
 ^2005 Falcons .....47-17 (A)  
 2007 Rams .....28-16 (StL)  
 2008 Falcons .....31-27 (A)  
 2010 Falcons .....34-17 (StL)  
 (Points-Rams 1,772, Falcons 1,248)

\*Franchise in LA prior to 1995.

^NFC Divisional Playoff

### ATLANTA VS. TAMPA BAY

Bucs lead series, 20-19

1977 Falcons .....17-0 (TB)  
 1978 Bucs .....14-9 (TB)  
 1979 Falcons .....17-14 (A)  
 1981 Bucs .....24-23 (TB)  
 1984 Bucs .....23-6 (TB)  
 1986 Falcons .....23-20 (TB) (OT)  
 1987 Bucs .....48-10 (TB)  
 1988 Falcons .....17-10 (A)



1990	Bucs	23-17 (TB)	1969	Redskins	27-20 (W)
1991	Falcons	43-7 (A)	1972	Redskins	24-13 (W)
1992	Falcons	35-7 (TB)	1975	Redskins	30-27 (A)
1993	Bucs	31-24 (A)	1977	Redskins	10-6 (W)
1994	Falcons	34-13 (A)	1978	Falcons	20-17 (A)
1995	Falcons	24-21 (TB)	1979	Redskins	16-7 (A)
1997	Bucs	31-10 (A)	1980	Falcons	10-6 (A)
1999	Bucs	19-10 (TB)	1983	Redskins	37-21 (W)
2000	Bucs	27-14 (A)	1984	Redskins	27-14 (W)
2002	Bucs	20-6 (A)	1985	Redskins	44-10 (A)
	Bucs	34-10 (TB)	1987	Falcons	21-20 (A)
2003	Bucs	31-10 (A)	*1989	Redskins	31-30 (A)
	Falcons	30-28 (TB)	1991	Redskins	56-17 (W)
2004	Falcons	24-14 (A)	*1991	Redskins	24-7 (W)
	Bucs	27-0 (TB)	1992	Redskins	24-17 (W)
2005	Bucs	30-27 (A)	1993	Redskins	30-17 (W)
	Bucs	27-24 (TB)	2003	Redskins	33-31 (A)
2006	Falcons	14-3 (A)	2006	Falcons	24-14 (W)
	Falcons	17-6 (TB)	2009	Falcons	31-17 (A)
2007	Bucs	31-7 (A)	2012	Falcons	24-17 (W)
	Bucs	37-3 (TB)	(Points-Redskins 553, Falcons 417)		
2008	Bucs	24-9 (TB)	*NFC Divisional Playoffs		
	Falcons	13-10 (A) (OT)			
2009	Falcons	20-17 (A)			
	Falcons	20-10 (TB)			
2010	Falcons	27-21 (A)			
	Falcons	28-24 (TB)			
2011	Bucs	16-13 (TB)			
	Falcons	45-24 (A)			
2012	Falcons	24-23 (TB)			
	Bucs	24-17 (A)			
(Points-Bucs 813, Falcons 721)					

#### ATLANTA VS. TENNESSEE\*

Titans lead series, 7-6

1972	Falcons	20-10 (A)
1976	Oilers	20-14 (H)
1978	Falcons	20-14 (A)
1981	Falcons	31-27 (H)
1984	Falcons	42-10 (A)
1987	Oilers	37-33 (H)
1990	Falcons	47-27 (A)
1993	Oilers	33-17 (H)
1996	Oilers	23-13 (A)
1999	Titans	30-17 (T)
2003	Titans	38-31 (A)
2007	Titans	13-10 (T)
2011	Falcons	23-17 (A)

(Points-Falcons 321, Titans 286)

\*Franchise in Houston prior to 1997 and known as Houston Oilers; Team name from 1997-98 was Tennessee Oilers; in 1999 team was renamed Tennessee Titans.

#### ATLANTA VS. WASHINGTON

Redskins lead series, 14-7-1

Redskins lead postseason, 1-0

1966	Redskins	33-20 (W)
1967	Tie	20-20 (A)



# YEAR-BY-YEAR RESULTS

## 1966

(3-11) 7<sup>th</sup> EAST CON.  
Coach: Norb Hecker

DATE		ATL	OPP		
9/11	LA	14	19	L	54,418
9/18	@ PHI	10	23	L	54,049
9/25	@ DET	10	28	L	47,615
10/2	DAL	14	47	L	56,990
10/9	@ WAS	20	33	L	50,116
10/16	SF	7	44	L	54,788
10/23	@ GB Mil	3	56	L	48,623
10/30	CLE	17	49	L	57,235
11/13	BAL	7	19	L	58,850
11/20	@ NYG	27	16	W	62,746
11/27	@ CHI	6	23	L	44,777
12/4	@ MIN	20	13	W	37,117
12/11	STL	16	10	W	57,169
12/18	PIT	33	57	L	56,229

## 1969

(6-8) 3<sup>rd</sup> COASTAL  
Coach: Norm Van Brocklin

DATE		ATL	OPP		
9/21	SF	24	12	W	45,940
9/28	@ LA	7	17	L	58,031
10/5	BAL	14	21	L	57,806
10/12	DAL	17	24	L	54,833
10/19	@ SF	21	7	W	28,684
10/26	@ GB	10	28	L	50,861
11/2	LA	6	38	L	58,850
11/9	@ DET	21	27	L	53,242
11/16	CHI	48	31	W	53,722
11/23	@ WAS	20	27	L	50,345
11/30	@ BAL	6	13	L	60,238
12/7	NO	45	17	W	51,021
12/14	@ PHI	27	3	W	60,658
12/21	MIN	10	3	W	52,872

## 1972

(7-7) 2<sup>nd</sup> NFC WEST  
Coach: Norm Van Brocklin

DATE		ATL	OPP		
9/17	@ CHI	37	21	W	55,701
9/24	@ NE	20	21	L	60,999
10/1	LA	31	3	W	58,850
10/8	DET	23	26	L	58,850
10/15	@ NO	21	14	W	66,294
10/22	@ GB Mil	10	9	W	47,967
10/29	SF	14	49	L	58,850
11/5	@ LA	7	20	L	75,081
11/12	NO	36	20	W	58,850
11/20	@ WAS	13	24	L	53,039
11/26	DEN	23	20	W	58,850
12/3	HOU	20	10	W	58,850
12/10	@ SF	0	20	L	61,214
12/17	KC	14	17	L	58,850

## 1967

(1-12-1) 4<sup>th</sup> COASTAL  
Coach: Norb Hecker

DATE		ATL	OPP		
9/17	@ BAL	31	38	L	56,715
9/24	@ SF	7	38	L	30,207
10/1	@ GB Mil	0	23	L	49,467
10/8	PHI	7	38	L	53,868
10/15	WAS	20	20	T	56,538
10/22	@ DET	3	24	L	50,601
10/29	MIN	21	20	W	52,859
11/5	@ DAL	7	37	L	54,751
11/12	BAL	7	49	L	58,850
11/19	LA	3	31	L	56,871
11/20	@ NO	24	27	L	83,437
12/3	@ LA	3	20	L	46,395
12/10	SF	28	34	L	51,798
12/17	CHI	14	23	L	54,107

## 1970

(4-8-2) 3<sup>rd</sup> NFC WEST  
Coach: Norm Van Brocklin

DATE		ATL	OPP		
9/20	@ NO	14	3	W	77,042
9/27	@ GB	24	27	L	56,263
10/4	SF	21	20	W	58,850
10/11	@ DAL	0	13	L	53,611
10/18	@ DEN	10	24	L	50,705
10/25	NO	32	14	W	58,850
11/1	CHI	14	23	L	58,850
11/8	@ LA	10	10	T	67,232
11/15	@ PHI	13	13	T	55,425
11/22	LA	7	17	L	58,850
11/30	MIA	7	20	L	54,036
12/6	@ SF	20	24	L	41,387
12/13	PIT	27	16	W	54,162
12/20	MIN	7	37	L	57,992

## 1973

(9-5) 2<sup>nd</sup> NFC WEST  
Coach: Norm Van Brocklin

DATE		ATL	OPP		
9/16	@ NO	62	7	W	66,428
9/23	@ LA	0	31	L	64,528
10/1	@ DET	6	31	L	45,519
10/7	SF	9	13	L	58,850
10/14	CHI	46	6	W	58,850
10/21	@ SD	41	0	W	41,527
10/28	@ SF	17	3	W	56,825
11/4	LA	15	13	W	58,850
11/11	@ PHI	44	27	W	63,114
11/19	MIN	20	14	W	58,850
11/25	@ NYJ	28	20	W	61,327
12/2	BUF	6	17	L	58,850
12/9	STL	10	32	L	58,850
12/16	NO	14	10	W	58,850

## 1968

(2-12) 4<sup>th</sup> COASTAL  
Coach: Norm Van Brocklin (2-9), Norb Hecker (0-3)

DATE		ATL	OPP		
9/14	@ MIN	7	47	L	45,563
9/22	BAL	20	28	L	50,428
9/29	@ SF	13	28	L	27,471
10/6	GB	7	38	L	58,850
10/13	NYG	24	21	W	49,962
10/20	@ LA	14	27	L	54,443
10/27	@ CLE	7	30	L	67,723
11/3	PIT	21	41	L	47,727
11/10	LA	10	17	L	53,979
11/17	@ CHI	16	13	W	44,214
11/24	@ STL	12	17	L	43,246
12/1	@ BAL	0	44	L	60,238
12/8	DET	7	24	L	49,437
12/15	SF	12	14	L	44,977

## 1971

(7-6-1) 3<sup>rd</sup> NFC WEST  
Coach: Norm Van Brocklin

DATE		ATL	OPP		
9/19	SF	20	17	W	56,990
9/26	@ LA	20	20	T	57,895
10/3	@ DET	38	41	L	54,418
10/10	STL	9	26	L	58,850
10/17	LA	16	24	L	58,850
10/24	NO	28	6	W	58,850
10/31	@ CLE	31	14	W	76,825
11/7	@ CIN	9	6	W	59,604
11/14	NYG	17	21	L	58,850
11/22	GB	28	21	W	58,850
11/28	@ MIN	7	24	L	49,784
12/5	OAK	24	13	W	58,850
12/12	@ SF	3	24	L	44,582
12/19	@ NO	24	20	W	75,954

## 1974

(3-11) 2<sup>nd</sup> NFC WEST  
Coach: Norm Van Brocklin

DATE		ATL	OPP		
9/15	DAL	0	24	L	57,322
9/22	SF	10	16	L	47,686
9/29	@ NO	13	14	L	62,273
10/6	@ NYG	14	7	W	50,415
10/13	CHI	13	10	W	47,835
10/20	NO	3	13	L	47,127
10/28	@ PIT	17	24	L	48,094
11/3	@ MIA	7	42	L	64,399
11/10	@ LA	0	21	L	70,056
11/17	BAL	7	17	L	41,278
11/24	@ SF	0	27	L	45,435
12/1	LA	7	30	L	18,648
12/7	@ MIN	10	23	L	47,105
12/15	GB	10	3	W	10,020



## 1975

(4-10) 4<sup>th</sup> NFC WEST  
Coach: Marion Campbell

DATE		ATL	OPP	
9/21	@ STL	20	23	L 42,172
9/28	DET	14	17	L 45,218
10/5	NO	14	7	W 29,444
10/12	@ SF	17	3	W 44,043
10/19	@ LA	7	22	L 64,843
10/26	CIN	14	21	L 45,811
11/2	@ NO	7	23	L 49,342
11/9	@ MIN	0	38	L 43,751
11/16	LA	7	16	L 44,595
11/23	DEN	35	21	W 28,686
11/30	@ OAK	34	37(OT)	L 50,860
12/7	WAS	27	30	L 52,809
12/14	SF	31	9	W 38,501
12/21	@ GB	13	22	L 56,267

## 1976

(4-10) 4<sup>th</sup> NFC WEST  
Coach: Marion Campbell

DATE		ATL	OPP	
9/12	LA	14	30	L 53,607
9/19	@ DET	10	24	L 50,840
9/26	@ CHI	10	0	W 41,029
10/3	PHI	13	14	L 45,535
10/10	@ NO	0	30	L 51,521
10/17	CLE	17	20	L 33,364
10/23	@ SF	0	15	L 50,240
10/31	NO	23	20	W 34,127
11/7	@ SEA	13	30	L 57,985
11/14	SF	21	16	W 20,058
11/21	DAL	17	10	W 54,992
11/28	@ HOU	14	20	L 25,838
12/4	@ LA	0	59	L 57,366
12/12	GB	20	24	L 23,436

## 1977

(7-7) 2<sup>nd</sup> NFC WEST  
Coach: Leeman Bennett

DATE		ATL	OPP	
9/18	LA	17	6	W 55,956
9/25	@ WAS	6	10	L 55,031
10/2	NYG	17	3	W 46,374
10/9	@ SF	7	0	W 38,009
10/16	@ BUF	0	3	L 27,348
10/23	@ CHI	16	10	W 49,407
10/30	MIN	7	14	L 59,257
11/6	SF	3	10	L 46,577
11/13	DET	17	6	W 47,451
11/20	@ NO	20	21	L 43,135
11/27	@ TB	17	0	W 43,592
12/4	NE	10	16	L 57,911
12/11	@ LA	7	23	L 52,574
12/18	NO	35	7	W 36,895

## 1978

(9-7) 2<sup>nd</sup> NFC WEST  
Coach: Leeman Bennett

DATE		ATL	OPP	
9/3	HOU	20	14	W 57,328
9/10	@ LA	0	10	L 46,201
9/17	CLE	16	24	L 56,648
9/24	@ TB	9	14	L 58,072
10/1	NYG	23	20	W 47,765
10/8	@ PIT	7	31	L 48,202
10/15	DET	14	0	W 51,172
10/22	@ SF	20	17	W 34,133
10/30	LA	15	7	W 57,250
11/5	SF	21	10	W 55,468
11/12	@ NO	20	17	W 70,323
11/19	@ CHI	7	13	L 46,022
11/26	NO	20	17	W 55,121
12/3	@ CIN	7	37	L 25,601
12/10	WASH	20	17	W 54,176
12/17	@ STL	21	42	L 40,022

## POSTSEASON

NFC Wild Card Game				
12/24	PHI	14	13	W 49,447
NFC Divisional Playoff Game				
12/31	@ DAL	20	27	L 60,338

## 1979

(6-10) 3<sup>rd</sup> NFC WEST  
Coach: Leeman Bennett

DATE		ATL	OPP	
9/2	@ NO	40	34(OT)	W70,940
9/10	@ PHI	14	10	W 55,935
9/16	DEN	17	20 (OT)	L 57,677
9/23	@ DET	23	24	L 56,249
9/30	WAS	7	16	L 56,819
10/7	GB	25	7	W 56,184
10/14	@ OAK	19	50	L 52,900
10/21	@ SF	15	20	L 33,952
10/29	SEA	28	31	L 52,566
11/4	TB	17	14	W 55,150
11/11	@ NYG	3	24	L 60,860
11/19	@ LA	14	20	L 54,097
11/25	NO	6	37	L 42,815
12/2	@ SD	28	26	W 50,198
12/9	LA	13	34	L 49,236
12/16	SF	31	21	W 37,211

## 1980

(12-4) 1<sup>st</sup> NFC WEST  
Coach: Leeman Bennett

DATE		ATL	OPP	
9/7	@ MIN	23	24	L 44,773
9/14	@ NE	37	21	W 48,321
9/21	MIA	17	20	L 54,479
9/28	@ SF	20	17	W 56,518
10/5	DET	43	28	W 57,652
10/12	NYJ	7	14	L 57,458
10/19	@ NO	41	14	W 62,651
10/26	LA	13	10	W 57,401
11/2	@ BUF	30	14	W 57,959
11/9	@ STL	33	27(OT)	W 48,662
11/16	NO	31	13	W 53,871
11/23	CHI	28	17	W 49,164
11/30	WAS	10	6	W 55,665
12/7	@ PHI	20	17	W 70,205

## 1980

Continued...

12/14	SF	35	10	W 55,767
12/21	@ LA	17	20(OT)	L 62,469

## POSTSEASON

NFC Wild Card Game				
1/4	DAL	27	30	L 60,022

## 1981

(7-9) 2<sup>nd</sup> NFC WEST  
Coach: Leeman Bennett

DATE		ATL	OPP	
9/6	NO	27	0	W 57,406
9/13	@ GB	31	17	W 55,382
9/20	SF	34	17	W 56,653
9/27	@ CLE	17	28	L 78,283
10/5	@ PHI	13	16	L 71,488
10/11	LA	35	37	L 57,841
10/18	STL	41	20	W 51,428
10/25	NYG	24	27(OT)	L 48,410
11/1	@ NO	41	10	W 63,637
11/8	@ SF	14	17	L 59,127
11/15	PIT	20	34	L 57,485
11/23	MIN	31	30	W 54,086
11/29	@ HOU	31	27	W 40,201
12/6	@ TB	23	24	L 69,221
12/14	@ LA	16	21	L 57,054
12/20	CIN	28	30	L 35,972

## 1982

(5-4) 5<sup>th</sup> NFC WEST\*  
Coach: Leeman Bennett

DATE		ATL	OPP	
9/12	@ NYG	16	14	W 74,286
9/19	LA Rai.	14	38	L 54,774
11/21	LA Ram.	34	17	W 39,686
11/28	STL	20	23	L 33,411
12/5	@ DEN	34	17	W 75,103
12/12	NO	35	0	W 39,535
12/19	@ SF	17	7	W 53,234
12/26	GB	7	38	L 50,245
1/2	@ NO	6	35	L 47,336

## POSTSEASON

NFC Divisional Playoffs				
1/9	@ MIN	24	30	L 60,560

Seven games cancelled due to strike.

## 1983

(7-9) 4<sup>th</sup> NFC WEST  
Coach: Dan Henning

DATE		ATL	OPP	
9/4	@ CHI	20	17	W 60,165
9/11	NYG	13	16(OT)	L 52,850
9/18	@ DET	30	14	W 54,622
9/25	@ SF	20	24	L 57,814
10/2	PHI	24	28	L 50,621
10/9	NO	17	19	L 51,654
10/16	@ LA Ram.	21	27	L 50,404
10/23	@ NYJ	27	21	W 46,878
10/30	NE	24	13	W 47,546
11/6	@ NO	10	27	L 67,062
11/14	LA Ram.	13	36	L 31,203
11/20	SF	28	24	W 32,782
11/27	GB	47	41(OT)	W 35,688
12/4	@ WAS	21	37	L 52,074



## 1983

Continued...

12/10	@ MIA	24	31	L	56,725
12/18	BUF	31	14	W	31,015

## 1984

(4-12) 4<sup>th</sup> NFC WEST

Coach: Dan Henning

DATE		ATL	OPP		
9/2	@ NO	36	28	W	66,652
9/9	DET	24	27(OT)	L	49,878
9/16	@ MIN	20	27	L	53,955
9/23	HOU	42	10	W	45,248
9/30	@ SF	5	14	L	57,990
10/7	@ LA	30	28	W	47,832
10/14	NYG	7	19	L	50,268
10/22	LA	10	24	L	52,861
10/28	@ PIT	10	35	L	55,971
11/5	@ WAS	14	27	L	51,301
11/11	NO	13	17	L	40,590
11/18	CLE	7	23	L	28,280
11/25	@ CIN	14	35	L	44,678
12/2	SF	7	35	L	29,644
12/9	@ TB	6	23	L	33,808
12/16	PHI	26	10	W	15,582

## 1985

(4-12) 4<sup>th</sup> NFC WEST

Coach: Dan Henning

DATE		ATL	OPP		
9/8	DET	27	28	L	37,785
9/15	@ SF	16	35	L	58,923
9/22	DEN	28	44	L	37,903
9/29	@ LA Ram.	6	17	L	49,870
10/6	SF	17	38	L	44,740
10/13	@ SEA	26	30	L	60,430
10/20	NO	31	24	W	44,784
10/27	@ DAL	10	24	L	57,941
11/3	WAS	10	44	L	42,209
11/10	@ PHI	17	23(OT)	L	63,694
11/17	LA Ram.	30	14	W	29,960
11/24	@ CHI	0	36	L	65,790
12/1	LA Rai.	24	34	L	20,585
12/8	@ KC	10	38	L	18,199
12/15	MIN	14	13	W	14,167
12/22	@ NO	16	10	W	37,717

## 1986

(7-8-1) 3<sup>rd</sup> NFC WEST

Coach: Dan Henning

DATE		ATL	OPP		
9/7	@ NO	31	10	W	67,950
9/14	STL	33	13	W	46,463
9/21	@ DAL	37	35	W	62,880
9/28	@ TB	23	20(OT)	W	38,950
10/5	PHI	0	16	L	57,104
10/12	LA Ram.	26	14	W	51,662
10/19	SF	10	10(OT)	T	55,306
10/26	@ LA Ram.	7	14	L	56,993
11/2	@ NE	17	25	L	60,597
11/9	NYJ	14	28	L	53,476
11/16	CHI	10	13	L	55,520
11/23	@ SF	0	20	L	58,747
11/30	@ MIA	20	14	W	53,762
12/7	IND	23	28	L	30,397
12/14	NO	9	14	L	39,994
12/21	@ DET	20	6	W	35,255

## 1987

(3-12) 4<sup>th</sup> NFC WEST

Coach: Marion Campbell

DATE		ATL	OPP		
9/13	@ TB	10	48	L	51,250
9/20	WAS	21	20	W	50,882
9/27	@ NO	(Cancelled by strike)			
10/4	PIT	12	28	L	16,667
10/11	SF	17	25	L	8,684
10/18	LA Ram.	24	20	W	15,813
10/25	@ HOU	33	37	L	29,062
11/1	NO	0	38	L	42,196
11/8	@ CLE	3	38	L	71,135
11/15	CIN	10	16	L	25,758
11/22	@ MIN	13	24	L	53,866
11/29	STL	21	34	L	15,909
12/6	@ DAL	21	10	W	40,103
12/13	@ LA Ram.	0	33	L	43,310
12/20	@ SF	7	35	L	54,698
12/27	DET	13	30	L	13,906

## 1988

(5-11) 4<sup>th</sup> NFC WEST

Coach: Marion Campbell

DATE		ATL	OPP		
9/4	@ DET	17	31	L	31,075
9/11	NO	21	29	L	48,901
9/18	@ SF	34	17	W	60,168
9/25	@ DAL	20	26	L	39,702
10/2	SEA	20	31	L	28,619
10/9	LA Ram.	0	33	L	30,852
10/16	@ DEN	14	30	L	75,287
10/23	NYG	16	23	L	45,092
10/30	@ PHI	27	24	W	60,091
11/6	GB	20	0	W	29,952
11/13	SD	7	10	L	26,329
11/20	@ LA Rai.	12	6	W	40,967
11/27	TB	17	10	W	14,020
12/4	SF	3	13	L	44,048
12/11	@ LA Ram.	7	22	L	42,828
12/18	@ NO	9	10	L	60,566

## 1989

(3-13) 4<sup>th</sup> NFC WEST

Coach: Marion Campbell

DATE		ATL	OPP		
9/10	LA Ram.	21	31	L	38,708
9/17	DAL	27	21	W	55,285
9/24	@ IND	9	13	L	57,816
10/1	@ GB Mil	21	23	L	54,647
10/8	@ LA Ram.	14	26	L	52,182
10/15	NE	16	15	W	39,697
10/22	@ PHO	20	34	L	33,894
10/29	@ NO	13	20	L	65,153
11/5	BUF	30	28	W	45,267
11/12	@ SF	3	45	L	59,914
11/19	NO	17	26	L	53,173
11/26	@ NYJ	7	27	L	40,429
12/3	SF	10	23	L	43,128
12/10	@ MIN	17	43	L	58,116
12/17	WASH	30	31	L	37,501
12/24	DET	24	31	L	7,792

## 1990

(5-11) 4<sup>th</sup> NFC WEST

Coach: Jerry Glanville

DATE		ATL	OPP		
9/9	HOU	47	27	W	56,222
9/16	@ DET	14	21	L	48,961
9/23	@ SF	13	19	L	62,858
10/7	NO	28	27	W	57,401
10/14	SF	35	45	L	57,921
10/21	@ LA Ram.	24	44	L	54,761
10/28	CIN	38	17	W	53,214
11/4	@ PIT	9	21	L	57,09
11/11	@ CHI	24	30	L	62,855
11/18	PHI	23	24	L	53,755
11/25	@ NO	7	10	L	68,629
12/2	@ TB	17	23	L	42,839
12/9	PHO	13	24	L	36,222
12/16	@ CLE	10	13	L	46,536
12/23	LA Ram.	20	13	W	30,021
12/30	DAL	26	7	W	50,097

## 1991

(10-6) 2<sup>nd</sup> NFC WEST

Coach: Jerry Glanville

DATE		ATL	OPP		
9/1	@ KC	3	14	L	74,246
9/8	MIN	19	20	L	50,936
9/15	@ SD	13	10	W	44,804
9/22	LA Rai.	21	17	W	53,615
9/29	NO	6	27	L	56,556
10/13	@ SF	39	34	W	57,343
10/20	@ PHO	10	16	L	24,124
10/27	LA Ram.	31	14	W	50,187
11/3	SF	17	14	W	51,259
11/10	@ WAS	17	56	L	52,641
11/17	TB	43	7	W	41,274
11/24	@ NO	23	20(OT)	W	68,591
12/1	GB	35	31	W	43,270
12/8	@ LA Ram.	31	14	W	35,315
12/15	SEA	26	13	W	55,834
12/22	@ DAL	27	31	L	60,962





## 1991

Continued...

## POSTSEASON

## NFC Wild Card Game

12/29 @ NO 27 20 W 68,794

## NFC Divisional Playoff Game

1/4/92 @ WAS 7 24 L 55,181

## 1992

(6-10) 3<sup>rd</sup> NFC WEST

Coach: Jerry Glanville

DATE	ATL	OPP	
9/6	NYJ	20 17	W 65,585
9/13	@ WAS	17 24	L 54,343
9/20	NO	7 10	L 67,328
9/27	@ CHI	31 41	L 63,528
10/4	GB	24 10	W 63,769
10/11	@ MIA	17 21	L 68,633
10/18	@ SF	17 56	L 63,302
11/1	LA Ram.	30 28	W 62,168
11/9	SF	3 41	L 67,404
11/15	PHO	20 17	W 58,477
11/22	@ BUF	14 41	L 80,004
11/29	NE	34 0	W 54,494
12/3	@ NO	14 22	L 68,591
12/13	@ TB	35 7	W 39,056
12/21	DAL	17 41	L 67,036
12/27	@ LA Ram.	27 38	L 37,706

## 1993

(6-10) 3<sup>rd</sup> NFC WEST

Coach: Jerry Glanville

DATE	ATL	OPP	
9/5	@ DET	13 30	L 56,216
9/12	NO	31 34	L 64,287
9/19	@ SF	30 37	L 63,032
9/27	PIT	17 45	L 65,477
10/3	@ CHI	0 6	L 57,441
10/14	LA Ram.	30 24	W 45,231
10/24	@ NO	26 15	W 69,043
10/31	TB	24 31	L 50,647
11/14	@ LA Ram.	13 0	W 37,073
11/21	DAL	27 14	W 67,337
11/28	CLE	17 14	W 54,510
12/05	@ HOU	17 33	L 58,186
12/11	SF	27 24	W 64,688
12/19	@ WAS	17 30	L 50,192
12/26	@ CIN	17 21	L 27,014
1/2	PHO	10 27	L 44,360

## 1994

(7-9) 3<sup>rd</sup> NFC WEST

Coach: June Jones

DATE	ATL	OPP	
9/4	@ DET	28 31(OT)	L 60,740
9/11	LA Ram.	31 13	W 55,378
9/18	KC	10 30	L 67,357
9/25	@ WAS	27 20	W 53,238
10/2	@ LA Ram.	8 5	W 34,599
10/9	TB	34 13	W 52,633
10/16	SF	3 42	L 67,298
10/23	@ LA Rai.	17 30	L 42,192
11/6	SD	10 9	W 59,217
11/13	@ NO	32 33	L 60,313
11/20	@ DEN	28 32	L 70,594
11/27	PHI	28 21	W 60,008
12/4	@ SF	14 50	L 60,549
12/11	NO	20 29	L 61,307
12/21	@ GB Mil	17 21	L 54,885
12/27	AZ	10 6	W 35,311

## 1995

(9-7) 2<sup>nd</sup> NFC WEST

Coach: June Jones

DATE	ATL	OPP	
9/4	CAR	23 20(OT)	W 58,808
9/10	@ SF	10 41	L 63,627
9/17	@ NO	27 24(OT)	W 57,442
9/24	NYJ	13 3	W 40,778
10/1	NE	30 17	W 47,114
10/12	@ STL	19 21	L 59,700
10/22	@ TB	24 21	W 66,135
10/29	DAL	13 28	L 70,089
11/5	DET	34 22	W 49,619
11/12	@ BUF	17 23	L 62,690
11/19	STL	31 6	W 46,309
11/26	@ AZ	37 40(OT)	L 35,147
12/3	@ MIA	20 21	L 63,395
12/10	NO	19 14	W 54,603
12/17	@ CAR	17 21	L 53,833
12/24	SF	28 27	W 51,785

## POSTSEASON

## NFC Wild Card

12/31 @ GB 20 37 L 60,453

## 1996

(3-13) 4<sup>th</sup> NFC WEST

Coach: June Jones

DATE	ATL	OPP	
9/1	@ CAR	6 29	L 69,522
9/8	MIN	17 23	L 42,688
9/22	PHI	18 33	L 40,107
9/29	@ SF	17 39	L 62,995
10/6	@ DET	24 28	L 58,666
10/13	HOU	13 23	L 35,401
10/20	@ DAL	28 32	L 64,091
10/27	PIT	17 20	L 58,760
11/3	CAR	20 17	W 42,726
11/10	@ STL	16 59	L 58,776
11/17	NO	17 15	W 43,119
11/24	@ CIN	31 41	L 44,868
12/2	SF	10 34	L 46,318
12/8	@ NO	31 15	W 32,923
12/15	STL	27 34	L 26,519
12/22	@ JAC	17 19	L 71,449

## 1997

(7-9) 3<sup>rd</sup> NFC WEST

Coach: Dan Reeves

DATE	ATL	OPP	
8/31	@ DET	17 28	L 61,244
9/7	CAR	6 9	L 51,829
9/14	OAK	31 36	L 47,922
9/21	@ SF	7 34	L 60,404
9/28	DEN	21 29	L 48,211
10/12	@ NO	23 17	W 65,619
10/19	SF	28 35	L 53,378
10/26	@ CAR	12 21	L 54,675
11/2	STL	34 31	W 36,583
11/9	TB	10 31	L 46,018
11/16	@ STL	27 21	W 64,299
11/23	NO	20 3	W 48,620
11/30	@ SEA	24 17	W 52,584
12/7	@ SD	14 3	W 46,317
12/14	PHI	20 17	W 42,866
12/21	@ ARZ	26 29	L 32,003

## 1998

(14-2) 1<sup>st</sup> NFC WEST

Coach: Dan Reeves

DATE	ATL	OPP	
9/6	@ CAR	19 14	W 65,129
9/13	PHI	17 12	W 46,456
9/27	@ SF	20 31	L 62,296
10/4	CAR	51 23	W 50,724
10/11	@ NYG	34 20	W 71,173
10/18	NO	31 23	W 60,774
10/25	@ NYJ	3 28	L 71,573
11/1	STL	37 15	W 37,996
11/8	@ NE	41 10	W 59,790
11/15	SF	31 19	W 69,828
11/22	CHI	20 13	W 60,804
11/29	@ STL	21 10	W 47,971
12/6	IND	28 21	W 61,141
12/13	@ NO	27 17	W 61,678
12/20	@ DET	24 17	W 67,143
12/27	MIA	38 16	W 69,754

## POSTSEASON

## Divisional Playoff Game

1/9 SF 20 18 W 70,262

## NFC Championship Game

1/17 @ MIN 30 27(OT) W 64,060

## SUPER BOWL XXXIII

1/31 vs DEN 19 34 L 74,803



## 1999 (5-11) 3<sup>rd</sup> NFC WEST

Coach: Dan Reeves

DATE	MIN	ATL	OPP		
9/12	@ DAL	7	24	L	63,663
9/26	@ STL	7	35	L	63,253
10/3	BAL	13	19(OT)	L	50,712
10/10	@ NO	20	17	W	57,289
10/17	STL	13	41	L	51,973
10/25	@ PIT	9	13	L	58,141
10/31	CAR	27	20	W	52,594
11/7	JAC	7	30	L	68,466
11/21	@ TB	10	19	L	65,158
11/28	@ CAR	28	34	L	55,507
12/5	NO	35	12	W	62,568
12/12	@ SF	7	26	L	67,465
12/19	@ TEN	17	30	L	66,196
12/26	ARZ	37	14	W	47,074
1/3	SF	34	29	W	57,980

## 2000 (4-12) 5<sup>th</sup> NFC WEST

Coach: Dan Reeves

DATE	ATL	OPP		
9/3	SF	36	28	W 54,626
9/10	@ DEN	14	42	L 75,466
9/17	@ CAR	15	10	W 73,025
9/24	STL	20	41	L 58,761
10/1	@ PHI	10	38	L 65,424
10/8	NYG	6	13	L 50,947
10/15	@ STL	29	45	L 66,019
10/22	NO	19	21	L 56,508
10/29	CAR	13	12	W 46,178
11/5	TB	14	27	L 70,097
11/12	@ DET	10	13	L 74,309
11/19	@ SF	6	16	L 67,447
11/26	@ OAK	14	41	L 55,175
12/3	SEA	10	30	L 44,680
12/17	@ NO	7	23	L 64,900
12/24	KC	29	13	W 41,017

## 2001 (7-9) 4<sup>th</sup> NFC SOUTH

Coach: Dan Reeves

DATE	ATL	OPP		
9/9	@ SF	13	16(OT)	L 65,989
9/23	CAR	24	16	W 49,312
9/30	@ ARZ	34	14	W 28,878
10/7	CHI	3	31	L 47,640
10/14	SF	31	37(OT)	L 65,424
10/21	@ NO	20	13	W 70,020
11/4	NE	10	24	L 45,572
11/11	DAL	20	13	W 70,452
11/18	@ GB	23	20	W 59,849
11/25	@ CAR	10	7	W 72,234
12/2	STL	6	35	L 60,787
12/9	NO	10	28	L 68,826
12/16	@ IND	27	41	L 55,603
12/23	BUF	33	30	W 43,320
12/30	@ MIA	14	21	L 73,619
1/6	@ STL	13	31	L 66,033

## 2002 (9-6-1) 2<sup>nd</sup> NFC SOUTH

Coach: Dan Reeves

DATE	ATL	OPP		
9/8	@ GB	34	37(OT)	L 63,127
9/15	CHI	13	14	L 68,081
9/22	CIN	30	3	W 68,129
10/6	TB	6	20	L 68,936
10/13	@ NYG	17	10	W 78,728
10/20	CAR	30	0	W 68,056
10/27	@ NO	37	35	W 67,883
11/3	BAL	20	17	W 68,532
11/10	@ PIT	34	34(OT)	T 62,779
11/17	NO	24	17	W 70,382
11/24	@ CAR	41	0	W 72,533
12/1	@ MIN	30	24(OT)	W 63,947
12/8	@ TB	10	34	L 65,648
12/15	SEA	24	30(OT)	L 69,551
12/22	DET	36	15	W 69,307
12/29	@ CLE	16	24	L 73,528

### POSTSEASON

NFC Wild Card Game				
1/4	at GB	27	7	W 65,358
NFC Divisional Playoff Game				
1/11	at PHI	6	20	L 66,452

## 2003 (5-11) 4<sup>th</sup> NFC SOUTH

Coach: Dan Reeves (3-10) Wade Philips (2-1)

DATE	ATL	OPP		
9/7	@ DAL	27	13	W 64,104
9/14	WAS	31	33	L 70,241
9/21	TB	10	31	L 70,871
9/28	@ CAR	3	23	L 72,765
10/5	MIN	26	39	L 70,427
10/13	@ STL	0	36	L 66,075
10/19	NO	17	45	L 70,837
11/2	PHI	16	23	L 70,064
11/9	@ NYG	27	7	W 78,813
11/16	@ NO	20	23(OT)	L 68,432
11/23	TEN	31	38	L 70,891
11/30	@ HOU	13	17	L 70,388
12/7	CAR	20	14(OT)	W 70,079
12/14	@ IND	7	38	L 57,103
12/21	@ TB	30	28	W 65,572
12/28	JAC	21	14	W 70,266

## 2004 (11-5) 1<sup>st</sup> NFC SOUTH

Coach: Jim Mora

DATE	ATL	OPP		
9/12	@ SF	21	19	W 65,584
9/19	STL	34	17	W 70,882
9/26	ARZ	6	3	W 70,534
10/3	@ CAR	27	10	W 73,461
10/10	DET	10	17	L 70,434
10/17	SD	21	20	W 70,187
10/24	@ KC	10	56	L 78,260
10/31	@ DEN	41	28	W 75,083
11/14	TB	24	14	W 70,810
11/21	@ NYG	14	10	W 78,793
11/28	NO	24	21	W 70,521
12/5	@ TB	0	27	L 65,556
12/12	OAK	35	10	W 70,616
12/18	CAR	34	31(OT)	W 70,845
12/26	@ NO	13	26	L 64,900
1/2	@ SEA	26	28	L 66,740

### POSTSEASON

NFC Divisional Playoff Game				
1/15	STL	47	17	W 70,709
NFC Championship Game				
1/23	@ PHI	10	27	L 67,717

## 2005 (8-8) 3<sup>rd</sup> NFC SOUTH

Coach: Jim Mora

DATE	ATL	OPP		
9/12	PHI	14	10	W 70,806
9/18	@ SEA	18	21	L 66,030
9/25	@ BUF	24	21	W 72,032
10/2	MIN	30	10	W 69,552
10/9	NE	28	31	L 71,079
10/16	@ NO	34	31	W 65,562
10/24	NYJ	27	14	W 70,995
11/6	@ MIA	17	10	W 72,187
11/13	GB	25	33	L 71,001
11/20	TB	27	30	L 70,794
11/24	@ DET	27	7	W 62,390
12/4	@ CAR	6	24	L 73,661
12/12	NO	36	17	W 70,083
12/18	@ CHI	3	16	L 62,170
12/25	@ TB	24	27(OT)	L 65,482
1/1	CAR	11	44	L 70,796



## 2006

(7-9) 3<sup>rd</sup> NFC SOUTH

Coach: Jim Mora

DATE	ATL	OPP	
9/10 @ CAR	20	6	W 73,522
9/17 TB	14	3	W 70,828
9/25 @ NO	3	23	L 70,003
10/1 ARZ	32	10	W 68,981
10/15 NYG	14	27	L 70,840
10/22 PIT	41	38	W 71,151
10/29 @ CIN	29	27	W 65,978
11/5 @ DET	14	30	L 60,987
11/12 CLE	13	17	L 70,793
11/19 @ BAL	10	24	L 70,790
11/26 NO	13	31	L 70,933
12/3 @ WAS	24	14	W 86,436
12/10 @ TB	17	6	W 65,691
12/16 DAL	28	38	L 71,102
12/24 CAR	3	10	L 68,834
12/31 @ PHI	17	24	L 69,341

## 2009

(9-7) 2<sup>nd</sup> NFC SOUTH

Coach: Mike Smith

DATE	ATL	OPP	
9/13 MIA	19	7	W 67,606
9/20 CAR	28	20	W 67,313
9/27 @ NE	10	26	L 68,756
10/11 @ SF	45	10	W 69,732
10/18 CHI	21	14	W 68,082
10/25 @ DAL	21	37	L 81,521
11/2 @ NO	27	35	L 70,088
11/8 WAS	31	17	W 67,982
11/15 @ CAR	19	28	L 73,239
11/22 @ NYG	31	34 OT	L 78,491
11/29 TB	20	17	W 67,029
12/6 PHI	7	34	L 69,560
12/13 NO	23	26	L 68,930
12/20 @ NYJ	10	7	W 76,866
12/27 BUF	31	3	W 68,887
1/3 @ TB	20	10	W 62,578

## 2012

(13-3) 1<sup>st</sup> NFC SOUTH

Coach: Mike Smith

DATE	ATL	OPP	
9/9 @ KC	40	24	W 71,180
9/17 DEN	27	21	W 70,427
9/23 @ SD	27	3	W 61,297
9/30 CAR	30	28	W 69,594
10/7 @ WSH	24	17	W 75,337
10/14 OAK	23	20	W 69,383
10/28 @ PHI	30	17	W 69,144
11/4 DAL	19	13	W 70,840
11/11 @ NO	27	31	L 73,126
11/18 ARZ	23	19	W 69,630
11/25 @ TB	24	23	W 54,400
11/29 NO	23	13	W 70,514
12/9 @ CAR	20	30	L 73,292
12/16 NYG	34	0	W 70,741
12/22 @ DET	31	18	W 63,849
12/30 TB	17	24	L 69,644

## PLAYOFFS

1/13 SEA	30	28	W 70,366
1/20 SF	24	28	L 70,863

## 2007

(4-12) 4<sup>th</sup> NFC SOUTH

Coach: Bobby Petrino (3-10) Emmitt Thomas (1-2)

DATE	ATL	OPP	
9/9 @ MIN	3	24	L 62,815
9/16 @ JAC	7	13	L 61,821
9/23 CAR	20	27	L 68,175
9/30 HOU	26	16	W 69,312
10/7 @ TEN	10	13	L 69,143
10/15 NYG	10	31	L 69,828
10/21 @ NO	16	22	L 69,994
11/4 SF	20	16	W 66,049
11/11 @ CAR	20	13	W 73,340
11/18 TB	7	31	L 69,480
11/22 IND	13	31	L 69,845
12/2 @ STL	16	28	L 52,051
12/10 NO	14	34	L 69,553
12/16 @ TB	3	37	L 65,133
12/23 @ ARZ	27	30(OT)	L 64,159
12/30 SEA	44	41	W 64,925

## 2010

(13-3) 1<sup>st</sup> NFC SOUTH

Coach: Mike Smith

DATE	ATL	OPP	
9/12 @ PIT	9	15(OT)	L 63,609
9/19 ARZ	41	7	W 66,824
9/26 @ NO	27	24(OT)	W 70,051
10/3 SF	16	14	W 66,874
10/10 @ CLE	20	10	W 65,290
10/17 @ PHI	17	31	L 69,144
10/24 CIN	39	32	W 67,665
11/7 TB	27	21	W 67,266
11/11 BAL	26	21	W 68,474
11/21 @ STL	34	17	W 53,005
11/28 GB	20	17	W 68,204
12/5 @ TB	28	24	W 53,955
12/12 @ CAR	31	10	W 71,235
12/19 @ SEA	34	18	W 67,101
12/27 NO	14	17	L 70,144
1/2 CAR	31	10	W 67,349

## POSTSEASON

## NFC Divisional Round

1/15 GB	21	48	L 69,210
---------	----	----	----------

## 2008

(11-5) 2<sup>nd</sup> NFC SOUTH

Coach: Mike Smith

DATE	ATL	OPP	
9/7 DET	34	21	W 62,310
9/14 @ TB	9	24	L 63,611
9/21 KC	38	14	W 62,434
9/28 @ CAR	9	24	L 72,688
10/5 @ GB	27	24	W 70,610
10/12 CHI	22	20	W 64,096
10/26 @ PHI	14	27	L 69,144
11/2 @ OAK	24	0	W 61,196
11/9 NO	34	20	W 64,826
11/16 DEN	20	24	L 64,358
11/23 CAR	45	28	W 64,841
11/30 @ SD	22	16	W 67,200
12/7 @ NO	25	29	L 70,011
12/14 TB	13	10(OT)	W 65,045
12/21 @ MIN	24	17	W 62,889
12/28 STL	31	27	W 64,617

## POSTSEASON

## NFC Wild Card

1/3 @ ARZ	24	30	L 62,848
-----------	----	----	----------

## 2011

(10-6) 2<sup>nd</sup> NFC SOUTH

Coach: Mike Smith

DATE	ATL	OPP	
9/11 @ CHI	12	30	L 62,115
9/18 PHI	35	31	W 69,608
9/25 @ TB	13	16	L 46,995
10/2 @ SEA	30	28	W 66,266
10/9 GB	14	25	L 69,576
10/16 CAR	31	17	W 69,047
10/23 @ DET	23	16	W 63,625
11/6 @ IND	31	7	W 65,218
11/13 NO	23	26	L 70,359
11/20 TEN	23	17	W 68,164
11/27 MIN	24	14	W 68,115
12/4 @ HOU	10	17	L 71,545
12/11 @ CAR	31	23	W 72,680
12/15 JAX	41	14	W 68,856
12/26 @ NO	16	45	L 70,086
1/1 TB	45	24	W 68,167

## POSTSEASON

## NFC Wildcard Round

1/8 @ NYG	2	24	L 79,909
-----------	---	----	----------



## FALCONS RADIO NETWORK

---



**WES DURHAM (LEFT) AND DAVID ARCHER (RIGHT)**

---

For the third consecutive season, Lincoln Financial Media is Falcons flagship radio network for all preseason and regular season broadcasts. All 20 Falcons games will be heard on STAR 94, and Sports Radio 790 The Zone.



In addition to the game broadcast, STAR 94 and Sports Radio 790 The Zone will provide listeners with a pre-game show that will include interviews with Head Coach Mike Smith, General Manager Thomas Dimitroff, Quarterback Matt Ryan, and Falcons Team President Rich McKay.

Following the game, fans can stay tuned to STAR 94 and Sports Radio 790 The Zone to catch post-game analysis and exclusive interviews with players and coaches. Fans will still hear the familiar voices of Falcons broadcasters Wes Durham (play-by-play) and former Falcons quarterback Dave Archer (color analyst) calling all of the Falcons action on both stations.

# RISE UP



## HISTORY





### **RANKIN M. SMITH — TEAM FOUNDER**

“He was a pioneer and a quiet leader. He was a person of great integrity and had a lot of respect from me and my predecessor, Pete Rozelle, and from all of the other owners. He was such a high quality person. He was a person on whose work you could rely on. In the 1960s he was a pioneer in bringing the NFL to Georgia, and particularly in the Southeast.”  
– Former NFL Commissioner Paul Tagliabue

Team owner and founder Rankin M. Smith passed away from heart complications just hours before the Falcons October 26, 1997 game at Carolina. Some of the largest footprints on professional, college and high school sports in Atlanta belong to Smith, who founded the Atlanta Falcons in 1966.

Over three decades ago in the early 1960s, Smith began planting the seeds that saw professional sports finally blossom in Atlanta.

Smith was part of a group that formed “Major Sports, Inc.,” with goals of pro sports franchises for Atlanta. That group helped get Atlanta Stadium built by 1965. Major Sports, Inc., later became the Stadium Authority that operated Atlanta-Fulton County Stadium.

Smith paid the highest price in NFL history at the time in 1965 for an NFL franchise. Former commissioner Pete Rozelle and Smith made the deal in about five minutes and the Atlanta Falcons brought the largest and most popular sport to the city of Atlanta.

Smith worked with the city, county and state to build one of the largest facilities for conventions, trade shows and other major events in the world. The spectacular Georgia Dome opened its doors in 1992, giving the Falcons one of the best fan-friendly stadiums in America. Having the Georgia Dome helped bring the Olympic games to Atlanta in 1992.

He was the catalyst and driving force in bringing the most prestigious of all sporting events, the Super Bowl, to Atlanta in 1994. The week-long fanfare and the most-watched TV sport in the world, added a huge economic value to the city and tons of free publicity to lure other events, conventions and meetings to the city. He lobbied hard to bring back the game to Atlanta in 2000.

The date June 30, 1965, will always be remembered as both a termination and a commencement in the history





of Atlanta sports. For on that day the end came to the many and disparate struggles to place a professional football team in the Southeast's key metropolis. At the same time the Atlanta Falcons were born and began a storied tenure in the National Football League.

All that had gone before — the successes (an \$18 million stadium to play in) and the near-misses (aborted attempts to place other franchises in the city) — was set aside for the immediate business of fielding a team in little over a year's time.

Prime mover in this task was Rankin Smith, a young insurance executive who had controlling ownership of the Falcons.

Virtually unknown to the general public before that June day, Smith immediately endeared himself to aficionados of the sport by asking a choice rhetorical question at a press conference following his acquisition of the franchise: "Doesn't every adult male in America want to own his own football team?" Not every adult male American has the wherewithal to swing such a deal, but it was comforting to hear that a man is capable of dreams like those of any other guy.

The day's proceedings threw the city into a happy delirium unequalled in the history of football. By the time Smith got back to his insurance office 24 hours later, there had been over 1,000 phone calls for tickets. He had to push his way through stacks of mail. By August, when a contest was completed which resulted in the nickname Falcons, a few of the avid fans even had come to blows in defense of what they believed their adopted team should be called. Several persons suggested the name "Falcons" in a contest, but a school teacher from nearby Griffin, Miss Julia Elliott, was selected winner because of her reasons: "the falcon is proud and dignified, with great courage and fight. It never drops prey. It is deadly and has a great sporting tradition."

By the middle of December, Smith had signed the most coveted college football player in the nation, Texas linebacker Tommy Nobis. By Christmas Eve, when the Falcons cut off a brief 54-day ticket sale requiring almost no promotion, an NFL record had been established for season tickets sold by a new club (45,000).

And in January, Smith surprised the entire athletic fraternity by naming a head coach who never had been mentioned in the perpetual stream of journalistic speculation about the job. But Green Bay Packer assistant Norb Hecker assumed his new post with vigor and immediately embraced the gigantic job of sifting — along with Director of Player Personnel Gene Cronin — a huge list of NFL players made available to the Atlanta expansion team by other teams in the league.

Finally, three men were chosen from each club and these 42 formed the nucleus of the roster Hecker had to work with when he took the team to summer training camp in Black Mountain, North Carolina in early July. Added to this group were the drafted rookies, scores of free agents and a few miscellaneous players obtained in trades. In all, Hecker and his staff were faced with evaluating over 130 men from July to September.

Then, on August 27, in Columbia, South Carolina, the Falcons recorded their first victory, defeating the San Francisco 49ers, 24-17, in a preseason game.

Once the stadium, Atlanta-Fulton County Stadium, was built, Atlantans felt the time was ripe to start pursuing professional football. One independent group which had been active in NFL preseason promotions in Atlanta applied for franchises in both the AFL and the NFL, acting entirely on its own with no guarantee of stadium rights. Another group reported it had deposited earnest money for a team in the AFL.

With everyone running in different directions, some local businessmen worked out a deal and were awarded an AFL franchise on June 7, 1965, contingent upon acquiring exclusive stadium rights from city officials. NFL Commissioner Pete Rozelle, who had been moving deliberately in Atlanta matters, headed on the next plane down to Atlanta to protect his league's claim on the city of Atlanta. He forced the city to make a choice between the two leagues. Of course, on that memorable June 30, Rankin Smith and the NFL were the choice.

The huge void which had been the Southeast without an NFL team was beginning to close. Fans were looking now toward Atlanta. The Falcons expect to be filling that void for a long time.

A new chapter in the history of the Atlanta Falcons began on December 6, 2001. On that day, Arthur M. Blank, the co-founder and retired co-chairman of Atlanta-based Home Depot, reached a preliminary agreement with the Falcons' Taylor Smith to purchase the team. In a special meeting prior to Super Bowl XXXVI in New Orleans on February 2, 2002, NFL owners voted unanimously to approve the purchase.



## YEAR BY YEAR HISTORY

---

### 1966

Rankin M. Smith was awarded, by the National Football League, a franchise for the city of Atlanta for \$8.5 million. At the time there were 14 NFL franchises in existence, eight AFL clubs. Officially, Atlanta became the 23rd professional football club in existence, the 15th in the NFL prior to the merger. An average of 56,526 people filled Atlanta Stadium to watch the Falcons finish their inaugural season at 3-11. The Falcons claimed their first victory on November 20, defeating the New York Giants, 27-16, at storied Yankee Stadium. Head Coach Norb Hecker's team, at the time, became the only expansion team in history not to finish in last place. The Falcons finished in seventh place in a field of eight teams in the NFL's Eastern Conference. The Falcons' first pick in the draft, LB Tommy Nobis, was voted to the Pro Bowl and named Rookie of the Year.

### 1967

A disappointing second year saw the Falcons finish the season at 1-12-1. While the broad picture looked bleak, there were cameos of excellence that led to a promising future. LB Tommy Nobis was named to his second Pro Bowl and RB Junior Coffey ended the year with 722 yards to finish as the eighth leading rusher in the league and the Falcons' Most Valuable Player.

### 1968

Norm Van Brocklin was named to replace Norb Hecker as head coach after three games in the season. The 2-12 Falcons won twice after Brocklin's arrival and finished short by a touchdown or less in three other games. DE Claude Humphrey, the Falcons first-round draft choice, was voted NFL Defensive Rookie of the Year for his play at left end. Billy Lothridge, despite having to start at safety, won his second consecutive NFL punting championship. LB Tommy Nobis was also named to his third-straight Pro Bowl.

### 1969

The Falcons doubled their best victory total ending the season at 6-8. Atlanta started the season with its first victory in a season opener, a 24-12 decision, vs. San Francisco at Fulton-County Stadium. Backup QB Randy Johnson was named NFL Offensive Player of the Week for his four-touchdown effort in the Falcons' 48-31 victory over the Chicago Bears on November 16. RB Harmon Wages scored three touchdowns vs. New Orleans on December 7, as he threw, caught and ran for a touchdown in a 45-17 win. The club would finish the season in its highest place yet in the Coastal Division at third. Seven Falcons were named to the Pro Bowl: RB Jim Butler, QB Bob Berry, LB Greg Brezina, K Bob Etter, T George Kunz, TE Jim Mitchell and DB Ken Reaves.

### 1970

The Falcons completed their fifth season at 4-8-2,

but were not far away from having their first winning season as four times Atlanta led deep in the fourth quarter (vs. San Francisco, Green Bay, Los Angeles and Philadelphia) only to lose or be tied in the final moments. Quarterback Bob Berry had the franchise's first 300-yard passing game vs. the Packers on September 27 and RB Jim Butler set a new club record in rushing with 127 yards on 17 carries in the home opener vs. the 49ers on October 4. Over 30 million viewers saw the Falcons face the Dolphins in Atlanta's first game nationally on Monday Night Football with Miami prevailing, 20-7. Defensive end Claude Humphrey, T George Kunz and LB Tommy Nobis represented the Falcons at the Pro Bowl.

### 1971

For the first time in team history, ticket prices are raised. Most seats increase in price from \$6 to \$7.50. Head coach Norm Van Brocklin was elected to the Pro Football Hall of Fame. Furman University in Greenville, South Carolina, becomes the third home of the Falcons' training camp. The Falcon uniform is also changed as the team switches to red jerseys. On November 22, Atlanta wins its first nationally-televised game with a 28-21 victory over Green Bay at home on Monday Night Football. The Falcons post their first winning season in history at 7-6-1, after WR Ken Burrow pulls in a winning touchdown pass from QB Bob Berry with 40 seconds remaining in a 24-20 victory over New Orleans on December 19 in the regular-season finale, but still do not qualify for the postseason. DE Claude Humphrey is named to his second-straight Pro Bowl.

### 1972

Draft rights for Heisman Trophy winner Pat Sullivan of Auburn are obtained as the Falcons make four deals involving six veterans. RB Dave Hampton scores two touchdowns and rushes for a club record of 161 yards as the Falcons stop Los Angeles, 31-3, on October 1 for the team's first victory ever, in 11 games, over the Rams. Fellow RB Art Malone rushes for 103 yards, marking the first time in Atlanta's seven-year history that two backs

### 1973

Smashing 35 team records, the Falcons defeat New Orleans in the season opener, 62-7. In one of the most dramatic comebacks in the club's history, Atlanta rebounds to defeat the previously unbeaten Minnesota Vikings, 20-14, before a capacity crowd and national-television audience at Atlanta Stadium. The Falcons finish the season at 9-5 for their most wins and best record ever, but lose out for the playoffs by just one game. Rookie kicking specialist Nick Mike-Mayer, DE Claude Humphrey, DE John Zook and T George Kunz were named to the National Football Conference Pro Bowl team on December 18.

**1974**

Norm Van Brocklin is fired as head coach-general manager after eight games into the season on November 5. Marion Campbell, the Falcons' defensive coordinator since 1969, is named head coach the following day. A record low of 40,202 "no shows" is recorded at Atlanta Stadium as Los Angeles defeats the Falcons, 30-7, in sub-freezing weather on December 1. Rookie QB Kim McQuilken, making his second start of the year, leads the Falcons to a season-closing 10-3 victory over Green Bay to finish the team's record for the year at 3-11. DE Claude Humphrey and C Jeff Van Note are selected to represent Atlanta at the Pro Bowl.

**1975**

The Falcons trade veteran T George Kunz and a draft choice to Baltimore for the No. 1 pick in the 1975 NFL draft. Atlanta also got the Colts' sixth round choice. QB Steve Bartkowski of California, a consensus All-America, is selected by the Falcons as the No. 1 draft choice on January 28. On February 26, Pat Peppler, instrumental in the construction of two Super Bowl championships at Green Bay (1967 and 1968) and Miami (1973 and 1974), is named the Falcons' new general manager. RB Dave Hampton finally cracked the elusive 1,000-yard Club, by gaining 61 yards in the final game of the season against the Green Bay Packers. Those yards pushed his total to 1,002, making him the first back in Falcons history to gain 1,000 or more yards rushing. Atlanta ended the season at 4-10. The Falcons had two players selected to the Pro Bowl following the season: C Jeff Van Note and P John James.

**1976**

After the club's fourth loss in five starts, Marion Campbell is fired as head coach. Chairman of the Board Rankin M. Smith Sr. names Pat Peppler interim head coach on October 11. Atlanta exploded for 17 points in the fourth quarter to upset playoff-bound Dallas, 17-10, on Nov. 21, before 54,992 fans at Atlanta-Fulton County Stadium. Under Peppler, the Falcons finish the season 4-10. P John James is selected to his second straight Pro Bowl.

**1977**

The Falcons begin a complete revamping of the front office. On February 1, former Washington Redskin and Dallas Cowboy QB Eddie LeBaron is named General Manager and Rankin M. Smith, Jr. is named President of the team. Leeman Bennett, an assistant coach with the Los Angeles Rams for four years, is named the Falcons' head coach on February 3. During the season, the Falcons defense established a modern-day NFL record of 129 points allowed in a 14-game season, as the club finishes 7-7. The defense gains the popular nickname "The Gritz Blitz". P John James, DE Claude Humphrey and DB Rolland Lawrence are named to the Pro Bowl.

**1978**

On March 30, the Falcons announce plans for a new year-round training site and team headquarters to be constructed in Suwanee, Georgia. The team unveiled new uniforms, which featured silver-gray pants on August 19. The Falcons record their first ever shutout in Atlanta-Fulton County Stadium on October 15, with a 14-0 defeat of Detroit. K Tim Mazzetti kicks five field goals to give Atlanta a 15-7 Monday Night victory over the Los Angeles Rams on October 30. On December 16, the Falcons clinch their first ever playoff berth when Chicago defeats Washington as the Falcons close out the season with a 9-7 record. QB Steve Bartowski throws two touchdown passes in the final eight minutes to spark a 14-13 Atlanta win vs. Philadelphia in the NFC Wild card Playoff Game on December 24 for the Falcons first-ever playoff victory. The Falcons lose the next week in the Divisional Playoff Game 27-20 at Dallas after squandering a 20-13 halftime lead.

**1979**

Rookie RB William Andrews establishes a new club single game rushing record with a 167-yard performance at New Orleans on September 2, in his NFL debut. On September 16, QB Steve Bartowski sets a new franchise record for single game passing with 326 yards on 20 of 29 passing against Denver. Running back Lynn Cain becomes the first Falcon player to ever score three touchdowns in a single game as he catches two and rushes for another against Oakland on October 14. In a 31-21 victory over San Francisco on December 16, records were broken for the season by Andrews with 1,023 yards rushing, WR Wallace Francis with 74 catches for 1,013 yards and by Bartowski with 2,502 passing yards (203-379). The Falcons finish the year at 6-10 and C Jeff Van Note is selected to play in the Pro Bowl.

**1980**

The Falcons go on a nine-game winning streak, starting with a 41-14 rout of New Orleans, to finish with a 12-4 record to capture the team's first-ever NFC Western Division title. The Falcons nine straight wins and 12 wins on the season are both club bests. In a battle of 12-4 teams in Atlanta, the Falcons build a 27-17 lead over Dallas in the NFC Divisional Playoff game, but are defeated by the Cowboys 30-27 in front of the largest crowd in stadium history (60,022). The year features club records in passing from QB Steve Bartowski (3,544 yards and 31 TDs), rushing by RB William Andrews (1,308 yards) and receiving by WR Alfred Jenkins (1,025 yards) plus LB Al Richardson got a takeaway in nine consecutive games as the team garnered a total of 42 takeaways. A record six Falcons are selected to play in the Pro Bowl: Andrews, Bartowski, Jenkins, C Jeff Van Note, T Mike Kenn and TE Junior Miller.



## 1981

Trailing Green Bay 17-0 after three quarters on the road, the Falcons erupt for an NFL record tying 31 fourth quarter points in a 31-17 win. The team finishes the year at 7-9 and has a club-record seven members selected to the Pro Bowl: T Mike Kenn, QB Steve Bartkowski, C Jeff Van Note, WR Alfred Jenkins, RB William Andrews, TE Junior Miller and G R.C. Thielemann. The team will look back on seven losses of five points or less as to why they finished with the 7-9 record. The defeats were by 1,2,2,3,3,3 and 5 points.

## 1982

Season ticket sales are halted after reaching a club record 55,144 as Atlanta finishes the strike-shortened season at 5-4. For the third time in five seasons, the Falcons go to the playoffs with a playoff-clinching 17-7 victory on national-television at San Francisco on December 19. In the opening round of the playoffs at Minnesota, the Falcons special teams score touchdowns on a blocked punt and a fake field goal to help build a 21-13 lead in the second half. But the Vikings rally for 14 points in the 4<sup>th</sup> quarter to win 30-24. T Mike Kenn, G R.C. Thielemann, C Jeff Van Note and RB William Andrews are selected to the Pro Bowl.

## 1983

The Falcons end the year with a 7-9 record as new head coach Dan Henning takes over the team. DE Kenny Johnson became only the 12<sup>th</sup> player in NFL history to score two touchdowns in the same game on interception returns as Atlanta defeats Green Bay 41-34 in overtime. Running back William Andrews sets a new club record with 331 rushing attempts for 1,567 yards. QB Steve Bartkowski has his third 3,000-yard season and set a team mark with a 63.4% completion rate and just a 1.1% interception rate (5 interceptions in 432 passing attempts), while C Jeff Van Note starts his 200<sup>th</sup> game as a Falcon on December 18.

## 1984

RB Gerald Riggs takes over for the Falcons' all time leading rusher William Andrews who is out for the season after knee surgery. On opening day at New Orleans, Riggs sets a new club record with 35 attempts for 202 yards in a 36-28 win. This begins the first of three consecutive 1,000-yard seasons for Riggs who carries 483 times over 18 games without fumbling. The Falcons finish the year at 4-12.

## 1985

PR Billy "White Shoes" Johnson became the NFL's all-time leading punt returner as he gains 58 yards in the season opener versus Detroit on September 8. On the final game of the season, RB Gerald Riggs

runs for 158 yards, his 9<sup>th</sup> 100-yard game of the year, in a 16-10 win at New Orleans to finish the season with 1,719 yards and leads the NFC in rushing, while being named to the Pro Bowl. The team ends their second straight season at 4-12. Eddie LeBaron, Vice President and CEO, is dismissed, while former Falcon head coach Marion Campbell is hired as defensive coordinator.

## 1986

The Falcons soared to four straight wins by beating New Orleans, St. Louis, Dallas and Tampa Bay for the best-ever start in club history. On December 14, Atlanta Fulton-County Stadium played host to C Jeff Van Note day as the 18-year veteran center was honored after 246 games. With all his family present, Van Note was presented gifts including a vintage 1957 Chevy (symbolic of his jersey #57 and being a classic). K Mick Luckhurst extended his club record to 117 consecutive PATs, as the team lost seven of their last nine contests to end the year at 7-8-1. G Bill Fralic and RB Gerald Riggs were selected to represent the Falcons at the Pro Bowl.

## 1987

For the second time in his career, Marion Campbell is named head coach of the team. After being defeated 48-10 at Tampa Bay in the season opener the Falcons rebound claiming victory over the eventual World Champion Washington Redskins 21-20 in front of over 50,000 fans at Fulton-County Stadium on September 20. Also on that day, PR Billy "White Shoes" Johnson added another milestone to his brilliant career by becoming the NFL's all-time leading punt returner by recording his 259<sup>th</sup> lifetime return. On September 22, the NFL Players Association walk off the job for the second time in five years, but only one game is cancelled. The League's owners decide to continue with replacement players. RB Gerald Riggs becomes the club's all-time leading rusher with 5,987 yards, surpassing William Andrews on December 6. P Rick Donnelly and WR Sylvester Stamps claim a pair of NFL individual titles as they finish the season with the league's punting title with a 44.03 average and a league-best 27.5 kickoff return average, respectively. The Falcons end the year with a 3-12 record, while G Bill Fralic and Riggs are named to the Pro Bowl.

## 1988

An improving Falcons defense was among the best in the NFL during the second half of the season as Atlanta finishes the '88 campaign at 5-11. Atlanta's "baby boomers" (average age of 25) allowed only six touchdowns over the final seven games. CB Scott Case laid claim to a spot in the Pro Bowl by being named NFC Defensive Player of the Month for November. Case picked off 10 passes on the season to finish atop the league charts and set a Falcons record for interceptions in a season. Running back John Settle put his name in the league record book by becoming the



first free agent in NFL history since the 1970 merger to gain 1,000 yards in a season with 1,024 yards. G Bill Fralic joined Case and Settle in the Pro Bowl following the season.

### 1989

CB Deion "Prime Time" Sanders, who after a lengthy holdout, reports to camp and takes part in practice on Friday and a Saturday walk-through before the season opener versus the Los Angeles Rams. In the first quarter, Sanders returns a punt 68 yards for a touchdown. After hitting a home run for the New York Yankees earlier in the week, it makes him the only modern day athlete to hit a homerun and score a touchdown in the same week. G Bill Fralic goes to a fourth consecutive Pro Bowl, the only guard in the NFL to do so, and is named to the 2<sup>nd</sup> team of the All-NFL team of the 80's. Rookie WR Shawn Collins leads all NFL rookies and sets a club rookie mark with 58 catches, while Sanders gains post-season recognition by leading all rookie defensive backs with five interceptions and gaining over 1,000 yards in return yardage. Head coach Marion Campbell announces his resignation after 12 games (3-9); leaving assistant head coach Jim Hanifan to take over for the final four games. The team ends the season with a 3-13 mark.

### 1990

Former Falcons defensive coordinator and Houston Oilers head coach Jerry Glanville accepts the offer to become the Falcons 9<sup>th</sup> head coach in franchise history. The team announces plans for their 25<sup>th</sup> Anniversary season that includes going back to the original black jerseys of 1966. In addition, black helmets are unveiled along with the anniversary logo patches for the uniforms. With the number one pick in the draft, Atlanta trades with Indianapolis for six-time Pro Bowl lineman T Chris Hinton, all-rookie WR Andre Rison and the following year's #1 pick. The Falcons close their first-ever undefeated preseason at 4-0 with a 45-14 win over New England. On September 9, Houston comes to town to face Atlanta and their former coach, but the Falcons prevail scoring three defensive touchdowns en route to a 47-27 victory. The Falcons led the NFL with a 3.3 per carry rush defense as the team moved up in over 20 statistical categories from the previous season to finish the year at 5-11. LB Jessie Tuggle led the NFL in tackles with 201 and Rison sets a club mark with 82 pass receptions on his way to a Pro Bowl berth.

### 1991

The Falcons proved to be one of the most exciting and entertaining teams of the NFL in '91, winning six straight games down the stretch and eight of their last 11 contests, to earn a playoff berth at 10-6. Atlanta had the second most wins in club history with 11 and captured their first road playoff victory at New Orleans. The Falcons also made team history

by sweeping through their NFC West road trips by defeating the Saints, Rams, and 49ers, giving San Francisco their only home loss on the season. A sellout crowd witnessed the Falcons final home game of the 1991 season, as well as Atlanta's final game in Fulton-County Stadium. The Falcons defeated Seattle, 26-13, to run their home win streak to five straight. CBs Deion Sanders and Tim McKyer both co-led the NFC in interceptions with six apiece. Sanders was joined at the Pro Bowl by teammates WR Andre Rison, QB Chris Miller and T Chris Hinton.

### 1992

On August 23, a sold-out crowd and a national TV audience saw the Falcons win the first-ever football game in the new Georgia Dome, 20-10, over the Philadelphia Eagles. In the regular season opener in the Dome, Atlanta scored on their first four possessions en route to a 20-17 win over the New York Jets before another sellout crowd. The Falcons led the NFL with a club record 33-touchdown passes and became the only team to have 30 or more touchdowns in both '91 and '92. The 336 pass completions were a club season best as were the 194 passing first downs. WR Andre Rison set a club record with 93 receptions and became the first player in NFL history to have 300 catches in their first four years in the league. The Rison-WR Michael Haynes tandem netted 21 touchdowns to lead the NFL for the second straight year (23 in '91). The team finished the season with a 6-10 record as Rison, DB Deion Sanders, LB Jessie Tuggle and special teams standout Elbert Shelley were named to the Pro Bowl.

### 1993

Led by Pro Bowlers WR Andre Rison, QB Bobby Hebert, S Elbert Shelley and PK Norm Johnson, Atlanta's offense scored over 300 points for the fourth consecutive season. Rison scored a club record 15 TDs and set a new standard for the most receptions in his first five seasons with 394. Hebert finished third in the NFL with a career-high 24 touchdown passes and had the NFL's longest play of the year, a 98-yard strike to WR Michael Haynes. Johnson nearly had a perfect season, connecting on 26-of-27 field goals (.963), while stretching his consecutive FG streak to 26 in-a-row, the second best mark in NFL history. Pro Bowler CB Deion Sanders continued to be an impact player, picking off seven passes while shutting down the league's top receivers. Third-year RB Erric Pegrum made a name for himself, rushing for 1,185 yards, the fourth highest total in '93 as the team ended the year for a second straight season at 6-10.

### 1994

June Jones was named the Falcons' 10<sup>th</sup> head coach on January 24 replacing Jerry Glanville who resigned following the 1993 season. The '94 season was trademarked by the way the team started and ended each game. The Falcons came out ready to play in the





first quarters, rolling up a combined 93-61 advantage in those first 15 minutes of play. Atlanta also had the lead in 14 of the 16 games they played in and led 12 of those 16 games, heading into the fourth quarter only to finish the year with a 7-9 record. In 11 of the 16 games, the Falcons had the lead at the two-minute warning only to falter in the end. Wide receiver Terance Mathis closes out a brilliant season with a club record 111 receptions, the fourth highest total of all-time. His 1,342 receiving yards ranks second on the Atlanta's all-time charts. For his efforts, he is voted to the '95 Pro Bowl along with teammates LB Jessie Tuggle and S Elbert Shelley.

### 1995

In what would be Atlanta's first playoff season since 1991, the Falcons ended the regular season with a 9-7 mark, while establishing some club and league records along the way. K Morten Andersen, who was signed as a free agent from New Orleans before training camp, sets an NFL- mark with three field goals from beyond 50 yards in one game. Shots from 55, 55 and 51 capped a 19-14 victory over Andersen's former Saints teammates to give Atlanta their first sweep of New Orleans since 1985. Needing a win to make the playoffs, the Falcons pull off the improbable, defeating the defending World Champion 49ers, 28-27, in front of a frenzied crowd at the Georgia Dome on Christmas Eve. Quarterback Bobby Hebert connects with WR Terance Mathis on two touchdowns, including the game-winner, as Mathis makes an incredible run to the end zone with 1:45 remaining. Atlanta establishes an NFL record by having four players each gain 1,000 yards, including WRs Eric Metcalf (1,189), Terance Mathis (1,039), Bert Emanuel (1,039) and RB Craig Heyward (1,083). Quarterback Jeff George, meanwhile, became only the 18<sup>th</sup> quarterback in league history to have over 4,000 yards passing in a season by finishing with 4,143 yards. LB Jessie Tuggle, S Elbert Shelley, DE Chris Doleman, Andersen and Hayward were named to the Pro Bowl.

### 1996

Only one season after earning a wild-card berth, Atlanta tied a club-mark for most losses and finished with the third-poorest winning percentage (.188) in team history with a 3-13 mark. A 31-15 victory over the Saints on December 8 snapped a 10-game road losing streak and provided the team with its first NFC West win outside the Georgia Dome since an overtime win in New Orleans on September 17, 1995. In a lone bright spot, RB Jamal Anderson became the seventh Falcons player in club history to rush for over 1,000 yards in a season, gaining 1,055 on the year. With Anderson's accomplishment, the Falcons were the only NFL team to have three different players in the past four years to gain 1,000 yards. On December 23, head coach June Jones was dismissed from the team.

### 1997

On January 3, Dan Reeves is named the 11<sup>th</sup> head coach in franchise history as he comes to Atlanta as Executive Vice President of Football Operations/Head Coach. After a difficult 1-7 start, the Falcons went 6-2 in their final eight games to finish 7-9, marking one of the best second-half comebacks in NFL history. QB Chris Chandler came on strong and ranked second in the NFL in QB rating (95.1) on his way to his first Pro Bowl appearance, joining teammate LB Jessie Tuggle. The real story of the season, however, was the tremendous play of the defensive line, which established a club record 55 sacks to rank 2<sup>nd</sup> in the NFL. DE Chuck Smith (12.0 sacks) and DT Travis Hall (10.5 sacks) led the charge. Team owner and founder Rankin M. Smith passed away on October 26 from heart complications just hours before the Falcons were to play a nationally televised game at Carolina. The 72-year old was remembered at a Tuesday memorial service as a quiet, behind-the-scenes "pioneer" who helped bring professional sports, and other major contributions, to his beloved city of Atlanta.

### 1998

The Falcons, who jumped from a 7-9 finish in 1997 to a franchise record 14-2 in 1998, specialized in quick turnovers. In one of the more heart felt stories of the year, head coach Dan Reeves underwent quadruple bypass surgery and a mere five weeks later coached his team to a 30-27 overtime victory against Minnesota to capture the NFC Championship that matched the Falcons against the Denver Broncos in Super Bowl XXXIII in Miami. The team accomplished many firsts in 1998 with the first-ever 8-0 home mark, best overall record at 14-2, most points in a season with 442 that included a best 53 touchdowns and a league-high 44 takeaways. Atlanta was paced by RB Jamal Anderson, who set a team record with 1,846 yards rushing, including an NFL high 12 100-yard games. The Falcons dubbed themselves the "Dirty Birds" and Anderson created a touchdown dance to fit the name. The dance, which even consisted of flapping arms to act like wings, was introduced when TE O.J. Santiago celebrated his two-touchdown effort following a 41-10 victory at New England in early November. The fever it generated captivated a national audience as well as brought the Falcons to the front of the Atlanta sports scene. Dan Reeves joining Anderson on stage for a rendition of the "Dirty Bird" following the NFC Championship trophy presentation was a lasting highlight of the team's journey to the Super Bowl. Reeves, who was named NFL Coach of the Year, guided his Falcons to just the second NFC West title in the 33-year history of the franchise. QB Chris Chandler, CB Ray Buchanan, S Eugene Robinson, LB Jessie Tuggle and T Bob Whitfield joined Anderson in representing the Falcons in the Pro Bowl.





## 1999

The Atlanta Falcons entered the 1999 season with the hopes of defending their 1998 NFC Championship crown and becoming the first NFL team ever to reach the Super Bowl in its own stadium. The Georgia Dome was the site of Super Bowl XXXIV. Unfortunately the setbacks of an 0-4 start led the Falcons to a disappointing 5-11 finish. In Week 2 against the Dallas Cowboys in a Monday Night Football matchup at Texas Stadium, RB Jamal Anderson was lost for the season with a knee injury. The Falcons did reach some milestones through the season. WR Terance Mathis became the club's all-time leader in receptions with a 12-catch, 166-yard performance in a Monday Night Football game at Pittsburgh. LB Jessie Tuggle had his 12<sup>th</sup>-straight 100-tackle season after finishing with a team-leading 122 total tackles.

## 2000

After a 2-1 start that included victories over two key NFC West opponents, the Falcons season took a turn for the worse with a 4-12 final record. The Falcons suffered several key injuries including a season-ending foot injury to LB Keith Brooking after five games and LB Jessie Tuggle in the eighth game of the season. RB Jamal Anderson returned to action following a 1999 season-ending knee injury, starting all 16 games and finishing with his fourth 1,000-yard season with 1,024 yards. K Morten Andersen began the season with a five-field goal game vs. San Francisco and then ended the year with five field goals in the season-finale vs. Kansas City. In the process he became the Falcons all-time leader in both field goals and points. Wide receiver Terance Mathis became the club's all-time leader in receiving yards to pass WR Alfred Jenkins in that category. Rookie CB Darrick Vaughn, the Falcons seventh round draft choice, led the NFL with a 27.7 average and three kickoff returns for a touchdown. That average and the three touchdowns are both Falcons single-season high marks.

## 2001

The 2001 Atlanta Falcons entered Week 15 with a matchup at Miami with a 7-7 record and still alive in the NFC playoff race. Three controversial calls by the officials and two goal line stands by the Dolphins defense ended the Falcons postseason hopes with a 21-14 defeat. The next week the Falcons traveled to St. Louis and lost 31-13 to finish the year with a disappointing 7-9 record. Even with two overtime losses to San Francisco when the Falcons squandered fourth quarter leads, Atlanta jumped to a 6-4 record before winning just one of their remaining six games. Included in the wins was a big 23-20 victory over the Green Bay Packers at Lambeau Field, highlighted by a 352-passing effort by QB Chris Chandler. Long after memories of the disappointing 2001 season end, the year will be remembered for the nucleus of young players that emerged and will hopefully lead

the Falcons to a successful future. Among the group of young players that stood out were Pro Bowl LB Keith Brooking, who had 10 or more tackles in 11 of the team's 16 games, and first-round draft pick QB Michael Vick. Vick had the normal growing pains of any rookie quarterback, but in the Miami game Vick, who played following an elbow injury to Chandler, showed flashes of his potential, completing 11 of 20 passes for 214 yards with a touchdown and gaining 63 yards rushing on five carries. Among his highlights were a 52-yard pass to WR Brian Finneran and a 23-yard scramble for a first down on a 4<sup>th</sup> and 15 play. A renewed Chandler led the team to a 6-4 record in games where he started and finished, and DE Patrick Kerney had a breakout year with a team-leading 12.0 sacks. The day before the draft, the Falcons obtained the first pick in a trade with San Diego and used the pick on Vick, who is expected to be the quarterback of the future. In another historical move, team President Taylor Smith agreed to sell the team to local businessman Arthur Blank, who was approved by the NFL owners the day before the Super Bowl. A week before the final preseason game the end of an era came upon the Falcons when LB Jessie Tuggle retired following 14 seasons in Atlanta. The example he set helped his replacement Brooking, who was moved from the weakside linebacker spot to the middle, spring to the top of the middle linebacker lists in the NFL with a career-high 167 tackles.

## 2002

The Atlanta Falcons began the Arthur Blank era with a 9-6-1 record and a berth in the playoffs as a Wild Card participant. Blank helped resurrect the excitement in the Georgia Dome with added value to the fans with increased tailgating, parking and entertainment. The fans responded with every game being sold out. After beginning the year with a 1-3 record, head coach Dan Reeves and QB Michael Vick led the Falcons to an NFL-best eight-game unbeaten streak (7-0-1). The Falcons set records and showcased numerous highlights during that stretch. In a game at Pittsburgh, the Falcons rallied from a 34-17 deficit with just over eight minutes to play to tie the game at 34-34. The Falcons also shutout Carolina two times with a 30-0 victory at the Dome and a 41-0 win in Charlotte. The Falcons finished the season with a team-record 23 rushing touchdowns and a franchise-best eight games with 30 or more points. After finishing 30<sup>th</sup> in rushing in 1999, 28<sup>th</sup> in 2000 and 16<sup>th</sup> in 2001, the Falcons improved to 4<sup>th</sup> in the NFL in 2002. On the defensive side of the ball, new defensive coordinator Wade Phillips made a switch to a 3-4 defensive alignment that helped the team finish third in interceptions with 24, second in takeaways with 39 and fourth in sacks with 47. In his first season as a starter, Vick earned a Pro Bowl berth to become just the sixth quarterback to be



voted to the Pro Bowl in his first year as a starter. Vick rushed for 173 yards in an overtime win at Minnesota, the highest single-game rushing total for an NFL quarterback ever. Vick also had the longest run ever by a Falcons quarterback with a 46-yard game-winning touchdown in overtime against the Vikings. LB Keith Brooking earned his second consecutive Pro Bowl berth after setting a career-high with 212 total tackles. In the postseason, the Falcons became the first team ever to defeat the Green Bay Packers in the postseason at Lambeau Field with a 27-7 win to advance to the second round of the NFC playoffs. The Falcons season came to an end the next week with a 20-6 loss against the Philadelphia Eagles at Veterans Stadium in an NFC Divisional playoff game.

## 2003

One season removed from a playoff berth and a historical win over Green Bay in the playoffs, the 2003 Falcons fell to 5-11. Injuries and a lack of consistency punctuated the Falcons' 2003 season. QB Michael Vick, who played a large role in the Falcons' push for the playoffs in 2002, suffered a broken right leg in the second preseason game against Baltimore and did not return until the 11<sup>th</sup> game of the regular season in a relief appearance at Houston. Strong first half efforts would give way to second half heartbreak as the Falcons went 2-6 in the eight games which they led at the half. The Falcons defeated the Dallas Cowboys in the regular season opener, 27-13, before losing their next seven contests. They did not win again until the ninth game of the season when they went on the road and defeated the New York Giants 27-7. The victory gave Falcons head coach Dan Reeves the 200<sup>th</sup> win of his career. One year after setting the NFL single-game record for most yards rushing by a quarterback, Vick went out and rushed for a 141 yards in his first start of the season against the Panthers. His rushing performance marked the third-highest single game rushing total by a quarterback in NFL history. Three days after the victory against the Panthers, Reeves, who coached the Falcons for seven seasons, was released from his contract on December 10. Defensive coordinator Wade Phillips took over as interim coach for the final three games. In the days leading up to the Buccaneers game in Week 16, Rich McKay, who for the previous eight seasons was general manager of the Buccaneers, was named president and general manager of the Falcons on December 15. Less than two weeks after the conclusion of the season, Jim Mora was named head coach on January 9, 2004. LB Keith Brooking and TE Alge Crumpler were named to the Pro Bowl, with Crumpler earning a starting nod on the NFC squad.

## 2004

First year Head Coach Jim Mora's fiery, motivating style of coaching becomes contagious and resonates with his team as the Falcons match the best start ever

in team history at 4-0 on their way to a 6-2 halfway record. The aggressive approach on both offense and defense pays off and masks the potential growing pains of new offensive and defensive systems being implemented. The birds clinch just their third division title in team history in high fashion in a 35-10 rout of the Oakland Raiders in Week 14 as RB T.J. Duckett establishes a new team record with four rushing touchdowns. The club finishes the regular season with an 11-5 record, a first round playoff bye, and sets numerous milestones, including leading the NFL in rushing for the first time ever with a team record 2,672 yards and a club-best 5.1 per carry average, as well as a League-high 48 sacks, which also is the first time that feat has been accomplished. The Falcons defense soars 18 spots from the last in the League in 2003 to 14<sup>th</sup> in total defense and scoring defense under new architect Ed Donatell. Atlanta blasts St. Louis 47-17 in the Divisional Playoff game at the Georgia Dome in one of the most dominant rushing performances in postseason history, racking up 327 yards rushing, the fourth-highest total ever. The Falcons' dream of a Super Bowl trip is ended the following week in a 27-10 defeat at Philadelphia in the NFC Championship Game, the second NFC Title appearance in team history. Mora garners votes for NFL Coach of the Year and becomes just the 11th head coach in NFL history to capture a Division title in his first season. QB Michael Vick, TE Alge Crumpler, LB Keith Brooking, DE Patrick Kerney and returner Allen Rossum go to the Pro Bowl, the most Falcons players since 1998 Super Bowl season.

## 2005

The Falcons soar to a 6-2 first half record despite numerous injuries on defense that force rookies into the starting lineup and a shuffling of linebacker positions after five games. Atlanta records a perfect 3-0 mark on Monday Night Football (and 4-1 record in nationally-televised games). The growing pains catch up to the Falcons in the second half of the season though and the team finishes 8-8. Atlanta's offense again leads the NFL in rushing yards with 2,546 yards and average at 4.8. RB Warrick Dunn enjoys a career year with a career-high 1,416 rushing yards en route to earning his Pro Bowl since 2000. TE Alge Crumpler leads the team in receptions with a career-best 65 catches for a career-high 877 receiving yards. QB Michael Vick passes for 2,412 yards with 15 touchdowns and rushes for 597 yards and six scores. LB Keith Brooking leads the club again in tackles with 150 as he moves over to MLB after a season-ending Achilles injury to Edgerton Hartwell in Week 5 forces a chain reaction of wholesale changes in the linebacker department. Rookies such as LB Michael Boley and DL Jonathon Babineux, Chauncey Davis and Darrell Shropshire are pressed into major duty due to injuries. DT Rod Coleman leads all interior linemen with 10.5 sacks. Dunn, Crumpler, Vick, Brooking, Coleman and CB DeAngelo Hall are voted to the Pro Bowl by their



peers and are the most Pro Bowlers since the 1998 Super Bowl season.

## 2006

Similar to the second half of 2005, the Falcons start out 5-2 in first half of play only to limp to 2-7 down the stretch. Head Coach Jim Mora is dismissed from his contract after three years following the 7-9 season. The Falcons lead the NFL in rushing again for the third straight year with a franchise record 2,939 yards, which is the ninth-highest total in NFL history. Michael Vick becomes the first quarterback in League history to rush for over 1,000 yards with 1,039. With RB Warrick Dunn's 1,140 rushing yards, Vick and Dunn become only the fourth set of backfield teammates to both eclipse the century mark in the same season in NFL history. Vick also adds a career-high 20 touchdown passes. TE Alge Crumpler is named to his fourth straight Pro Bowl as he leads the team in receiving and adds a career-high eight touchdowns. CB DeAngelo Hall also is voted to the Pro Bowl but first year as a starter. K Morten Andersen becomes the NFL's all-time leading scorer and all-time leader in career field goals.

## 2007

The Falcons placed a franchise record 16 players on injured reserve which included seven starters over the course of the season. Atlanta also witnessed its starting quarterback be suspended by the NFL prior to the start of the year while its Head Coach Bobby Petrino left the team following Week 14. With a 4-12 record, the Falcons did see some positive results however. Wide receiver Roddy White became the Falcons first 1,000-yard receiver since 1999 and running back Warrick Dunn became the 22nd player in league history to amass 10,000 career rushing yards. Kicker Morten Andersen and quarterback Chris Redman each received NFC Player of the Week accolades.

## 2008

In just one season, the Atlanta Falcons rebounded from four wins in 2007 to an 11-5 regular season record and the team's first playoff berth since 2004. The '08 campaign was a year of firsts as first year Head Coach Mike Smith and first year quarterback Matt Ryan became the first rookie head coach and quarterback duo to compete in a playoff contest since 1945 when the Cleveland Rams accomplished the feat. In Smith's stellar first season, he also became only the fourth Head Coach in franchise history to record 11 or more victories in a single year en route to Associated Press Coach of the Year honors. The distinction marked only the second occasion a Falcons coach earned the award in franchise history. The Falcons witnessed an entire team effort in the turnaround as an organization with a fresh look that took the NFL by storm, winning five of their last six games on the way to a second place finish in the NFC South Division. Atlanta garnered two

Pro Bowl selections in running back Michael Turner and wide receiver Roddy White who also made their first visits to the league's all-star game. Quarterback Matt Ryan earned Associated Press Offensive Rookie of the Year honors and was named NFC Rookie of the Month (October), a first in both categories in team history. The Falcons also finished the regular season with five NFC Player of the Week accolades. Turner earned the honor on three occasions, while Ryan was named NFC Offensive Player of the Week after his performance against the Oakland Raiders in Week 9 and wide receiver Harry Douglas was named NFC Special Teams Player of the Week after returning a punt 61 yards against Carolina in Week 12. In his first season with the Falcons, Turner was tied for second in the final NFL MVP voting as he finished second in the league in rushing (1,699 yards) while topping the 1,000-yard plateau for the first time in his career. Turner also posted 17 rushing touchdowns, which set a new franchise record. White also logged a career year as he set a new franchise record with 1,382 receiving yards in a single-season while becoming the first wide receiver in team history to post back-to-back 1,200-yard campaigns. Defensively, John Abraham set a new team record and a personal best with 16.5 sacks, topping the old record of 16.0 held by Joel Williams, which was set in 1980. At the conclusion of the year, Coach Smith (Coach of the Year), Matt Ryan (Rookie of the Year) and General Manager Thomas Dimitroff (Executive of the Year) all earned honors from *Sporting News Magazine*, becoming the first trio in the publication's 132-year history to sweep the awards.

## 2009

The Falcons concluded the 2009 campaign with a 9-7 record and back to back winning seasons for the first time in the franchise's 44-year history, which includes an 11-5 record in 2008. Atlanta ended the season with three consecutive victories and a series sweep over NFC South Division rival Tampa Bay. After two seasons, Falcons Head Coach Mike Smith compiled a coaching record of 20-12 (.625), which is the second-best winning percentage for an Atlanta head coach in their first two seasons with the team. He sits behind Dan Reeves who totaled a 21-11 mark (.656) from 1997-98. As a starter, quarterback Matt Ryan finished the 2009 campaign with a 6-0 home record and after two seasons is 13-1 starting under center. The 2009 season featured many team and individual accomplishments, but none as impressive as wide receiver Roddy White who finished the season with 85 receptions for 1,153 yards and a career-high 11 touchdowns. He became only the second receiver in franchise history to register three consecutive 1,000-yard receiving seasons. Tight end Tony Gonzalez, who led all tight ends in NFL history at seasons end in receptions (999), yards (11,807) and touchdowns (82), became the 21st player in NFL history to surpass 11,000 career receiving yards. Among other



accomplishments, Gonzalez set the Falcons single-season reception record for tight ends with 83. Defensively, Jonathan Babineaux led the team with a career-high six sacks. Cornerback Brent Grimes finished the year with a team-leading six interceptions and safety Thomas DeCoud was named NFC Defensive Player of the Week (6) for his performance against the Chicago Bears.

## 2010

The Atlanta Falcons finished the 2010 regular season with a 13-3 record, marking the team's second highest win total in franchise history. The Falcons also claimed the NFC South title and earned the top seed as well as home field advantage in the NFC Playoffs. Combined with an 11-5 record in 2008 and a 9-7 record in 2009, Atlanta has now posted three consecutive winning seasons for the first time in club history and has earned two playoff berths in the last three seasons. In 2010, the Falcons sent a franchise record and NFL-best nine players to the Pro Bowl with DE John Abraham, TE Tony Gonzalez, FB Ovie Mughelli, QB Matt Ryan, RB Michael Turner, WR/ST Eric Weems, and WR Roddy White all voted in, while T Tyson Clabo and CB Brent Grimes were added as alternates at the end of the season. The Birds went 7-1 at the Georgia Dome this season, which was tied for the second-best home record in a single-season in franchise history. This is the fifth time in club history that the team has posted a 7-1 home record, including twice under Head Coach Mike Smith. Only the 1998 team posted a better record, going 8-0 at home. Additionally, Atlanta posted a 5-1 record against NFC South opponents. Since 2008, the Falcons are 11-7 against division foes. Ryan had a breakout season in his third year under center, throwing for a career-high 3,705 yards, 28 touchdown passes and a 91.0 passer rating. Meanwhile, White set new franchise records with 115 catches and 1,389 receiving yards. White also posted his fourth straight 1,000-yard season and earned All-Pro honors. For the second time since 2008, the Falcons had a 3,000-yard passer, 1,000-yard receiver, and a 1,000-yard rusher, as Turner led the NFC with 1,371 yards and a team-high 12 touchdowns on the ground. Gonzalez continued his climb in the NFL record books, becoming the first tight end in League history to record 1,000 career receptions and his 1,069 catches ranks sixth all-time and second among all active players. His six touchdown catches in 2010 tied him with WR Don Maynard for 10th on the NFL's all-time touchdown receptions list with 88 career TDs and his 12,463 receiving yards are 15th all-time. Defensively, Abraham regained his 2008 form posting 13.0 sacks and two forced fumbles, while Grimes and S William Moore shared the team lead with five interceptions each and Grimes posted a franchise record 23 passes defended. LB Curtis Lofton led the team in tackles for the second consecutive season with 142 total tackles (101 solo). Atlanta captured the NFC South title for the second time since

the NFL's realignment in 2002 and it was the fourth time in team history that the Falcons won their division (1980, 1998, 2004, 2010).

## 2011

The Atlanta Falcons concluded the 2011 season with a 10-6 record, marking the first time in franchise history that the team has recorded back-to-back seasons with at least 10 wins and third time in the last four seasons. The Falcons captured the fifth seed in the NFC, notching consecutive playoff berths for the first time in franchise history.

The Falcons also clinched a playoff berth for the third time in the last four seasons. Under Head Coach Mike Smith, the Falcons are the only NFC team to post winning records in each of the last four seasons (2008-11).

Smith has posted a four-year record of 43-21, which is not only the best four-year mark in team history, but ranks among the best records in NFL history for first-time head coaches. Smith is tied with Bill Cowher (Pittsburgh - '92-95), Mike Martz (St. Louis - '00-03), Mike Sherman (Green Bay - '00-03), and Mike Tomlin (Pittsburgh - '07-10) for the fourth-best four-year record among first-time head coaches.

The Birds wrapped up the 2011 campaign in record setting fashion, as QB Matt Ryan, RB Michael Turner and WR Roddy White all established new franchise bests. Ryan broke the franchise record for passing yards in a single season after eclipsing QB Jeff George's club record of 4,143 yards set in 1995. Ryan finished the 2011 season with 4,177 passing yards, 29 touchdown passes and a 92.9 quarterback rating, all career highs. White became the Falcons all-time leading receiver with 7,364 career receiving yards, breaking Terance Mathis' franchise record of 7,349 yards set between 1994 and 2001. The seventh year receiver out of UAB also finished the season with 100 receptions and became the first player in team history to record multiple 100-catch seasons. Turner also got in on the action, breaking Gerald Riggs' franchise record of 48 rushing touchdowns set between 1982 and 1988. "The Burner" led the NFC in rushing yards with 1,340 yards and added 11 touchdowns on the season.

In addition, TE Tony Gonzalez continued his ascension in the NFL record books, becoming the NFL's second all-time leading receiver with his 1,149 career receptions and climbed to 11th in League annals with his 13,338 career receiving yards and was named to his 12th Pro Bowl.

Defensively, the Falcons enjoyed a breakout season from LB Sean Weatherspoon, who finished the season with a career-high 127 tackles (86 solo) and four sacks. LB Curtis Lofton led the team in tackles for the third consecutive year with 167 tackles (101 solo) and added two interceptions. DE John





Abraham continued to wreak havoc on opposing quarterbacks, notching 9.5 sacks and four forced fumbles.

## 2012

The Atlanta Falcons finished the 2012 season with a 14-4 overall record and hosted the NFC Championship Game for the first time in franchise history. In five seasons under Head Coach Mike Smith, the Falcons have posted five consecutive winning seasons and earned four trips to the playoffs. Under Smith, the Falcons have posted a 56-24 record and their 56 wins are the second most in the NFL during that time and Atlanta's .700 winning percentage is the second-best mark in the NFL over the last five seasons trailing only the New England Patriots (60-20, .750).

Smith earned NFL Coach of the Year honors from the *Sporting News* for the third time in the last five seasons after guiding the Falcons to an NFC best 13-3 record in 2012. He also set a franchise record for most career coaching wins (56).

QB Matt Ryan enjoyed his best season, setting single-season franchise records for passing yards (4,719), pass attempts (615), completions (422), touchdown passes (32) and 300-yard games (7) en route to his second career Pro Bowl selection. In 2012, additionally,

Ryan's 56 career wins are the most by any quarterback in his first five seasons in NFL history.

TE Tony Gonzalez continued to show that he is one of the premier tight ends in the NFL, catching 93 passes for 930 yards with eight touchdowns in 2012. Gonzalez was selected to the Pro Bowl for the 13th time in his career last season. He currently ranks second in NFL history with 1,242 career receptions and his 103 career touchdown catches are the sixth most in League annals.

WR Roddy White became just the fifth player in NFL history to post three straight seasons with 90-or-more receptions and 1,200-or-more yards with his 92 catch, 1,351 yard out put in 2012.

WR Julio Jones joined White to create one of the NFL's best receiving tandems as the duo became the first set of Falcons teammate to post 1,000 receiving yards each since 1998. Jones finished 2012 with 79 catches for 1,198 yards and 10 touchdowns.

The Falcons boasted five Pro Bowlers in 2012, including Ryan, Gonzalez, Jones, S Thomas DeCoud and S William Moore. The duo of DeCoud and Moore combined for 11 takeaways, including 10 INTs & one fumble recovery, which resulted in 33 points during the 2012 season.



**RB MICHAEL TURNER, QB MATT RYAN & WR RODDY WHITE AFTER SETTING FALCONS RECORDS VS. TAMPA BAY (1/1/12)**



## HISTORICAL CALENDAR

### THE START

June 30, 1965

The NFL awards a franchise to 41-year-old Rankin M. Smith, Executive Vice President of Life Insurance Company of Georgia, for \$8.5 million. At the time, there were 14 NFL franchises in existence, the 15th in the NFL prior to the merger of the leagues.

### THE NICKNAME

Aug. 29, 1965

"Falcons" was suggested by many, with reasons from a school teacher from Griffin, Georgia singled out. Miss Julia Elliott said: "the Falcon is proud and dignified, with great courage and fight. It never drops its prey. It is deadly and has a great sporting tradition." A logo was designed by Wayland Moore Studios.

### YOU NEED PLAYERS

Sept. 9, 1965

Halfback Bob Paremore and split end Gary Barnes, who had been in the NFL with the Cardinals and Bears, were the first two players to sign with the Falcons.

### THE FIRST DRAFT

Nov. 27, 1965

With the first pick in the entire draft, the Falcons chose Outland Trophy winning linebacker Tommy Nobis from the University of Texas. After being drafted also by Houston of the AFL, he chose the Falcons on Dec. 14 and signed a contract. As the Falcons got two choices in each of the first five rounds, QB Randy Johnson of Texas A&I was the other first round pick by Atlanta. All told, the Falcons gained 25 players in the 20-round draft, the last one being defensive back Bob Riddle from Penn State.

### THE HEAD COACH

Jan. 26, 1966

Norb Hecker, 39, left the Green Bay staff of Vince Lombardi to accept the job as the Falcons first Head Coach. He was with Lombardi seven years as they won three world titles and four conference titles. Gene Cronin, the Director of Player Personnel, deserves the distinction of being the first member of the Falcon organization named by Mr. Smith.

### HEAD FOR THE MOUNTAINS

March 26, 1966

A YMCA Camp, Blue Ridge Assembly on Black Mountain, N.C. (near Asheville) is selected as the first summer training camp home.

### THE MERGER OCCURS

June 8, 1966

The AFL and NFL agree to merge with a Championship Game to be played. The teams would not actually begin playing regular season games until 1970. Atlanta was assigned to the NFL's Western Conference, Coastal Division, with the Los Angeles Rams, Baltimore Colts and San Francisco 49ers.

### THE FIRST PRACTICE

July 2, 1966

Training camp opened with some 130 players checking in for physicals and their chance to be an NFL player. One of the camp's visitors was Rev. Billy Graham, who lived just a few miles from the Blue Ridge Assembly. All told, 66 rookies reported with the vets checking in on July 9.

### THE FIRST GAME

Aug. 1, 1966

Before 26,072 at Atlanta Stadium, Philadelphia claims a 9-7 win over the Falcons. Trivia fans might want to note that QB Dennis Claridge passed one yard to Tom Wilson for the Falcons first ever touchdown (second quarter) to provide a 7-6 halftime lead.

### THIS GAME IS FOR REAL

Sept. 11, 1966

The Los Angeles Rams handed the Falcons a 19-14 loss before 54,418 at Atlanta Stadium. The Rams of George Allen were led by QB Roman Gabriel (294 yards). After a 16-0 lead, Atlanta rallied to make it 16-14 before a third quarter Rams field goal ended the scoring. Pregame ceremonies included Commissioner Pete Rozelle, Governor Carl Sanders, and Mayor Ivan Allen. Falcons running back Ernie Wheelwright ran for 91 yards and caught a pass for 25 more to lead the offense.

### THE FIRST POINTS

Sept. 11, 1966

It was the second quarter when QB Randy Johnson hit Gary Barnes for a 53-yard touchdown to officially score the first points for the Atlanta Falcons.

### THE FIRST OFFICIAL WIN

Nov. 30, 1966

After nine-straight losses, the Falcons claimed one for the W column at Yankee Stadium (62,746), 27-16. Former Giant Ernie Wheelwright scored two TD's receiving and ran for 51 more yards as QB Randy Johnson hit for a trio of TD's.



**TYING AN NFL RECORD WITH FIRST HOME WIN**

Dec. 11, 1966

The Falcons tied an NFL record for an expansion team (Minnesota) by winning a third game. This victim was the St. Louis Cardinals, 16-10, before 57,169. The second win had been at Minnesota with Bobby Riggles returning an interception 62 yards for a touchdown.

**ATLANTA'S FIRST ALL-PRO**

Dec. 15, 1967

Linebacker Tommy Nobis was named to the AP All-Pro team, a Falcons first. This honor followed his Rookie of the Year performance in 1966 (Bert Bell Award and Pro Football Writers Association).

**A NEW REGIME**

Oct. 1, 1968

Norm Van Brocklin, formerly head coach of the Vikings, is named to replace Norb Hecker after three games of the season. Two weeks later, his Falcons beat New York, 24-21, in the first meeting between Van Brocklin and his former QB, Fran Tarkenton.

**STARTING ON THE RIGHT FOOT**

Sept. 21, 1969

Falcons win first season opener ever, beating 49ers, 24-12, before home fans. Rookie Tight End Jim Mitchell scored two TD's and club set team record with 229 yards rushing.

**TRIPLE PLAY**

Dec. 7, 1969

Harmon Wages had a game to remember in this 45-17 rout of the Saints. The second year back threw for a TD in the first quarter (16 yards to Flatley), then caught a pass for a TD in the second quarter (88 yards), and then ran for a TD in the fourth quarter (66 yards).

**A PASSING FEAT**

Sept. 27, 1970

In Week Two at Green Bay, QB Bob Berry sets club records with the Franchise's first 300-yard passing game (28-44 for 302), but Packers rally for 27-24 win.

**CANNONBALL EXPLODES**

Oct. 4, 1970

Jim "Cannonball" Butler, just one week after Berry's passing record, sets a new club rushing record in the home opener against the 49ers. The seven-year veteran set two club records that day. One was for

most yards (127 on 17 carries), the other was for most fumbles (4).

**NATIONAL TV!**

Nov. 30, 1970

Over 30 million Monday Night TV viewers saw their first game from Atlanta as the Miami Dolphins came to town with ABC-TV. Larry Csonka (108) and Mercury Morris (76) ran away with a 20-7 Miami victory.

**A HALL OF FAMER**

Feb. 23, 1971

Coach Norm Van Brocklin is elected to the Pro Football Hall of Fame.

**CATCH THIS ACT**

Oct. 3 and Dec. 19, 1971

Rookie sensation Ken Burrow made more yardage receiving in one game than any NFC receiver, and he wrote his name in the club record book TWICE. He had 190 yards at Detroit and duplicated that feat at New Orleans. All of this was done playing the final 11 games with a broken wrist.

**A WINNING SEASON**

Dec. 19, 1971

In dramatic fashion with 40 seconds left, the Falcons score to beat New Orleans, 24-20, to finish the season at 7-6-1, thus giving them the first winning season in club history.

**A COAST TO COAST WIN**

Nov. 22, 1971

Falcons win their first Nationally televised game with a 28-21 triumph over Green Bay in Atlanta on Monday Night Football.

**"UNOFFICIAL" 1,000**

Dec. 17, 1972

Dave Hampton technically was the club's first 1,000-yard rusher. At Kansas City, the veteran running back scampered around end for his 1,000th yard. However, his next carry was a six-yard loss and his final carry a one-yard gain. Thus, he ended at 995, never officially getting his name in the Falcon record book.

**LIGHTING UP SCOREBOARD**

Sept. 16, 1973

Opening against New Orleans, Falcons smash 35 team records en route to 62-7 victory.



## **"HARD LUCK" HAMPTON AND FALCONS**

1973 Season

After missing by five yards for a 1,000-yard season in 1972, Dave Hampton comes even closer in 1973. Needing 87 yards in the finale, he gets just 84 and finishes three yards shy of the magic number. The Falcons are equally close, finishing 9-5 for their most wins and best record ever, but losing out for the playoffs by one game.

## **TRADING FOR THE FUTURE**

Jan. 27, 1975

In order to obtain the rights to the number one pick in the college draft, the Falcons send offensive tackle George Kunz and a draft choice to Baltimore. Falcons also got a 6th round pick (and took LB Fulton Kuykendall).

## **THE FUTURE IS HERE**

Jan. 28, 1975

With that top choice, the Falcons select all-America QB Steve Bartkowski from California.

## **HOORAY FOR HAMPTON**

Dec. 21, 1975

RB Dave Hampton becomes first Falcon to gain 1,000 yards rushing (1,002) with 61 in final game vs. Green Bay.

## **FRONT OFFICE MOVES**

Feb. 1-3, 1977

Former NFL quarterback Eddie LeBaron is named General Manager, with Rankin M. Smith, Jr. assuming the title of President. Two days later, Leeman Bennett, a Rams assistant becomes fifth Head Coach in club history.

## **ZERO HOUR**

Nov. 27, 1977

In shutout of Bucs, Falcons set club record by allowing just 78 total yards. It is also the second '0' performance by the defense on the season, also a club first.

## **NFL RECORD!**

1977 Defense

With 35-7 final win over Saints, Falcons establish new NFL modern day record for 14-game season by allowing just 129 points all year as club finishes 7-7.

## **JUNE JONES, GRITZ BLITZ GO NATIONAL**

Oct. 30, 1978

In their first national TV game in four years, the Falcons

lose Bartkowski in 2nd quarter. Enter June Jones, kicker Tim Mazzetti's five field goals, and the hard hitting Gritz Blitz defense and you have a 15-7 upset of the Rams.

## **"BIG BEN RIGHT"**

Nov. 12, 1978

With 2:23 remaining the Falcons were trailing 17-6 at their own 20-yard line at New Orleans. An 80-yard march made it 17-13 with 59 seconds left. With 19 seconds left, Bartkowski threw 57 yards into a cluster where Alfred Jackson caught a pass deflected by Wallace Francis and the Falcons clock struck victory.

## **CLINCHING A PLAYOFF BERTH THE EASY WAY**

Dec. 15, 1978

When Redskins lose to Bears, Falcons are ensured their first playoff berth. The next day, L.A. beat Green Bay to give the Falcons a home field game.

## **DEALING THE WILD CARD**

Dec. 24, 1978

With two TD's in the final eight minutes, the Falcons overcame the rainy weather to win their Playoff game over the Eagles, 14-13. The Christmas Eve present to the fans was not complete until the Eagles missed a 34-yard FG in the final seconds. Merry Christmas!

## **VALIANT UNDERDOGS**

Dec. 30, 1978

As 14-point underdogs in Texas Stadium, the Falcons came ready to win. They jumped out to a 20-13 halftime lead and knocked QB Roger Staubach unconscious just before the half. The home-team Cowboys regained the lead 27-20 as the Falcons marched for a tying score. With 4th-and-1 at the Cowboy 32, the Falcons came up inches short and never got the ball back.

## **WILLIAM WHO?**

Sept. 2, 1979

Third-round draft choice William Andrews made his NFL debut memorable with a 167-yard effort in a 40-34 overtime win at the Superdome. Each team gained over 500 yards offense before Falcons won with special teams interception TD.

## **ADDING UP THE TOTALS**

Dec. 16, 1979

Records were broken for the season by William Andrews with 1,023 yards, by Wallace Francis with 74 catches for 1,013 yards and by Steve Bartkowski with 2,502 yards (203-379).

**THE BIGGER THEY ARE, THE HARDER THE FALL**

Sept. 28 – Oct. 5, 1980

Undefeated opponents fall on successive weekends to the Falcons. First, the 49ers are upset 20-17 at Candlestick, then with a record-breaking 34-point first half, the Lions fall, 43-28.

**HOW THE WEST WAS WON**

Dec. 14, 1980

Steve Bartkowski's 28th, 29th and 30th TD passes, William Andrews, sixth 100-yard game and a rugged defense led to a 35-10 rout of the 49ers and the Falcons had earned their first-ever NFC Western Division Title. The win was the Falcons ninth straight and 12th of the season, both club bests.

**ALOHA**

Feb. 1, 1981

Record six Falcons selected to Pro Bowl as Bartkowski passes for new high 178 yards (55 TD to Alfred Jenkins) to lead NFC to 21-7 win.

**SEEING IS BELIEVING**

Sept. 13, 1981

Green Bay Packer fans were enjoying a 17-0 lead after three quarters, but no one knew what was in store next. In a nine-minute span, the Falcons erupted for an NFL record tying 31 points (4 TD's, 1 FG) to win 31-17.

**GOOD NEWS, BAD NEWS**

Sept. 20, 1981

Atlanta fans were treated to a 34-17 thumping of the rival 49ers (soon to be Super Bowl bound) and the fastest start in club history, 3-0. The Falcons had now won 12 of the last 13 regular season games and 14 of last 15. Tommy Pridemore even set a club record with a 101-yard interception return. The bad news: three starters were lost in a five-minute span (LB Joel Williams, DE Jeff Merrow and T Warren Bryant).

**NUMBERS TO REMEMBER**

1981 Season

The team will look back on seven losses of five points or less as to why they were 7-9. The defeats were by 1, 2, 2, 3, 3, 3, and 5 points. Individually, records were set by Steve Bartkowski (3,830 yards), William Andrews (81 catches), Alfred Jenkins (1,358 yards, 13 TD's - 3 in one game), and Mick Luckhurst (114 points). A team high seven Falcons are picked for the Pro Bowl.

**NO MORE TICKETS**

May 17, 1982

Season ticket sales are halted after reaching a club record 55,144.

**BACK ON TRACK**

Nov. 21, 1982

In first game after strike, William Andrews gains 207 yards (119 rush, 88 rec.) and rookie Gerald Riggs scores his first two NFL TD's in 34-17 win over Rams. Falcons are 2-1 and thinking playoffs in short season.

**A NATIONAL CLINCH**

Dec. 19, 1982

With a powerful 17-7 win over the Super Bowl Champion 49ers before a national Sunday Night audience, the Falcons become third NFC team to clinch a playoff berth as they up record to 5-2. Atlanta controlled ball for 43 minutes to 17 for 49ers and ran the ball 57 times for 223 yards.

**INDOOR PLAYOFFS**

Jan. 9, 1983

Falcons journeyed to Minnesota's Metrodome for the opening round Playoff game and led 7-3 after one quarter and 21-16 after three quarters, but Vikings rallied for 30-24 win. In an oddity, all 24 Falcon points were scored by the special teams (blocked punt for TD, pass to Luckhurst for TD, and FG) and the defense (Glazebrook TD interception).

**A TWO-TIME HERO**

Nov. 27, 1983

Kenny Johnson became only the 12th player in NFL history to score two TD's in the same game with interceptions. His first one put the Falcons ahead of Green Bay, 41-34, but the Pack came back to force overtime. With another chance to be the hero, Johnson returned an interception 31 yards to win the game.

**STATS TO REMEMBER**

Dec. 18, 1983

William Andrews sets new club record with 331 rushes for 1,567 yards, Steve Bartkowski has third 3,000-yard season and sets mark with 63.4% completion rate and just 1.1% interception rate (5 in 432), while C Jeff Van Note starts his 200th game as a Falcon.

**A NEW LEADER**

Sept. 2, 1984

Gerald Riggs gets the starting call and sets a then club records with 35 attempts for 202 yards in 36-28



opening win at the Superdome in New Orleans.

### A CATCHY RECORD

Dec. 2, 1984

Receiver Alfred Jackson broke the club record with 11 catches for 193 yards vs. San Francisco in 35-17 loss.

### "WHITE SHOES" IS #1

Sept. 8, 1985

Billy "White Shoes" Johnson becomes the NFL's all-time career punt returner with 58 yards against Detroit.

### DETERMINED GERALD

Dec. 22, 1985

With 158 yards in the 16-10 win over New Orleans, Gerald Riggs had a club best nine 100-yard games and a season record 1,719 yards to lead the entire NFC.

### A RECORD START

Sept. 1986

The Falcons came out roaring with four straight wins over New Orleans, St. Louis, Dallas and Tampa Bay for the best-ever start in club history. The Cowboys game featured a 10-point rally with a game-winning FG with 20 seconds left and the Bucs game featured a 20-7 come-from-behind win with an overtime FG the decider. Gerald Riggs ran for a touchdown in each game to tie a club mark. The opener also featured the return of William Andrews after a two-year layoff following knee surgery.

### A NOTE OF THANKS

Dec. 14, 1986

It was Jeff Van Note day at Atlanta Fulton County Stadium as the 18-year veteran center was honored after 246 games. With all his family present, he was presented gifts, including a vintage 1957 Chevy (symbolic of his #57 and being a classic). Mick Luckhurst extended his club record to 117 consecutive PAT's.

### RIGGS' RECORD BREAKING DAY DOOMS DALLAS

Dec. 6, 1987

Gerald Riggs becomes the club's all-time leading rusher, surpassing William Andrews with a five-yard run in the third quarter at Dallas, giving the six-year pro from Arizona State a career total of 5,987 yards. Riggs finishes up the day with 119 yards to help the Falcons break a seven-game losing streak and knock

the Cowboys out of the playoffs for the second straight year with a 21-10 victory in Texas Stadium.

### MAKING A CASE FOR HIMSELF

Nov. 6-27, 1988

CB Scott Case laid claim to a spot in the Pro Bowl by being named NFC Defensive Player of the Month for November. Case intercepted five passes (two each vs. Packers and Raiders), registered a forced fumble and QB sack and made 20 tackles with nine passes defended to help the Falcons to a 3-1 record during the month.

### SETTLE-ING FOR A PLACE IN HISTORY

Dec. 18, 1988

RB John Settle put his name in the League's record book by becoming the first undrafted free agent in NFL history since the 1970 merger to gain 1,000 yards in a season as he rushed for 66 yards against the Saints to finish with 1,024. Paul Lowe (Chargers) and Clem Daniels (Raiders) of the AFL were the only other undrafted players to accomplish the feat (in 1963 and 1965). The former Appalachian State star was fourth in the NFL in total yards (1,594) and the club leader in receptions with 68 as he garnered his first trip to the Pro Bowl.

### A CASE OF A PERFECT 10

Dec. 18, 1988

CB Scott Case picked off his 10th pass of the year against the Saints to finish atop the NFL charts. Case set a new Falcon record for interceptions in a season eclipsing the old mark of nine by Rolland Lawrence in 1975. The Oklahoma product stole seven passes in the second half of the season when the Falcons defense began to gel.

### PRIME TIME SCORES TWICE

1989

Deion "Prime Time" Sanders ends his lengthy Sept. contract holdout and reports to camp. He takes a Friday practice and Saturday walk through and puts on the football pads for the first time in seven months in the season opener vs. the Rams. In the first quarter, Deion returns his second career punt 68 yards for a touchdown. After hitting a home run for the New York Yankees earlier that week, it makes him the only modern day athlete to hit a HR and score a TD in the same week.

### GOOD JOB

Dec. 1989

Guard Bill Fralic goes to a fourth consecutive Pro Bowl (the only guard in the NFL to do so). Rookie



WR Shawn Collins leads all NFL rookies and sets a club rookie mark with 58 catches, while fellow rookie Deion Sanders gains post-season recognition by leading all rookie DB's with five thefts and gaining over 1,000 yards in returns.

### **BACK IN BLACK**

March 20, 1990

The Falcons announce plans for their 25th Anniversary season that include going back to their original black jerseys of 1966. In addition, black helmets are unveiled along with the 25th anniversary logo patches for the uniforms.

### **SHOWSTOPPING TRADE**

April 20, 1990

With the number one pick overall in the draft, the Falcons deal with the Colts for six-time Pro Bowl lineman, Chris Hinton, all-rookie WR Andre Rison, and next year's #1 pick.

### **THAT'S SUPER**

May 23, 1990

Falcons owner Rankin Smith leads the way in securing Super Bowl XXVIII for the city of Atlanta at the NFL Owners Meetings in Dallas.

### **NATIONAL TV**

Oct. 28, 1990

With a national TV audience watching for the first time since 1984, the Falcons storm the Cincinnati Bengals, 38-17. The prime time viewers see "Prime Time" Deion Sanders set a club record with a 79-yard punt return TD in what was TNT's highest rated game of the season.

### **TWO-TIMER**

Jan. 30, 1991

CB Deion Sanders becomes both an Atlanta Brave and an Atlanta Falcon as he signs a baseball contract. He's the first to play two sports in the same city in 30 years.

### **BIG BEN III RINGS**

Nov. 3, 1991

QB Billy Joe Tolliver, subbing for injured Chris Miller, lofted a 44-yard "Big Ben" pass caught in a crowd of seven players by WR Michael Haynes with nine seconds remaining. That gave the Falcons a 17-14 victory and season sweep over the San Francisco 49ers. San Francisco had just taken the lead with only 53 seconds left in the game.

### **COMING UP 3'S**

Nov. 17, 1991

The Falcons go on a scoring spree in the second quarter and set a new club record for most points in one quarter with 33. WR Andre Rison scores 3 TD's (18 of the 33 points) with scores of 39, 12 and 15 yards. Rison also tied a club record for most points scored by an individual in a game. The 33 in a quarter were seventh highest ever in NFL history.

### **WEST COAST SWEEP**

1991

Atlanta recorded an NFL rarity by sweeping all western opponents either on the road or at home. The Falcons were 7-0, defeating the Rams and the 49ers twice, along with the Raiders, Chargers and the Seahawks. Atlanta was the only team in 1991 to defeat the 49ers in Candlestick Park.

### **LONG FLIGHTS**

1991

WR Michael Haynes led the entire NFL in average yardage per catch with a 22.4 rate (the NFL's highest since 1983). Mike had 50 receptions on the year for 1,122 yards and 11 touchdowns. His 11 touchdown catches averaged 44.9 yards per play as he recorded 12 receptions over 30 yards.

### **PRINCE OF THIEVES**

1991

CB's Deion Sanders and CB Tim McKyer both co-lead the NFC in interceptions with six thefts apiece.

### **THE TUGGLE STRUGGLE**

1991 Season

Falcon LB Jessie Tuggle, who had over 200 tackles the previous two seasons, had led the entire NFL in tackles, only to be forgotten when All-Pro teams and Pro Bowl selections were made. A 1992 Pro Bowl selection rejection, Tuggle was finally recognized as a first team All-Pro pick by *Sports Illustrated*.

### **ROAD KILL**

1991 Season

The Falcons made club history as they swept through their NFC West road trips by defeating the Rams 31-14 in Anaheim, dropping New Orleans in overtime 23-20 at the Superdome, and by giving the 49ers their only loss in 1991 at Candlestick Park 39-34. This was the first time ever the birds had beaten all their division rivals on the road.



## ONE LAST TIME A FINAL GAME OUTDOORS

Dec. 15, 1991

A sellout crowd witnessed the Falcons' final home game of the 1991 season, as well as the birds' final game in Fulton-County Stadium. Atlanta defeated the Seattle Seahawks 26-13, to run their home win streak to five straight. NFL thieves Tim McKyer and Deion Sanders combined on a 55-yard interception and lateral for a memorable touchdown. On hand with the 59,000 fans were entertainer MC Hammer, World Heavy Weight Champion Evander Holyfield, singer Wayne Newton, and popular country group Diamond Rio.

## PLAYOFF WIN

Dec. 29, 1991

On the road at arch-rival New Orleans on ABC's national TV, the Falcons came from 10 points down to win their first-ever Playoff game away from home. New Orleans native Michael Haynes scored two touchdowns, including the game winning 61-yarder

## THE FIRST GAME IN THE NEW DOME

Aug. 23, 1992

A sold-out crowd (66,834 actual) and a national TV audience (ABC) on this Sunday afternoon saw the Falcons win the first-ever game in the new Georgia Dome, 20-10, over the Philadelphia Eagles. While Eagles' Ian Howfield kicked a 33-yard field goal for the first points ever, the Falcons hooked up on their first play in the Dome for a 76-yard TD pass - Chris Miller to Michael Haynes. All fans received a special souvenir ticket and commemorative pin.

## THIS FIRST ONE COUNTS AS A "W"

Sept. 6, 1992

In the regular season opener in the Dome, the Falcons scored on their first four possessions en route to a 20-17 win over the New York Jets before a sellout of 65,585. The first play saw rookie RB Tony Smith run for 32 yards and the first points came on a Norm Johnson 25-yard field goal. Just 17 seconds later, the Falcons scored the first TD in the Dome on a Chris Miller to Michael Haynes pass of 14 yards. Miller and Haynes hooked up again on an 11-yard play later in the first quarter as the Birds ran up a 17-0 lead. In the second period, Norm Johnson tied a club record with a 54-yard field goal. Miller's 72% passing (21-29) and 117 yards from the ground game led the Falcons to victory.

## DOUBLE DUTY

Oct. 11, 1992

Deion Sanders pulled off yet another first by participating in two pro sports in the SAME DAY. On

Saturday night, he played in the Braves playoff game in Pittsburgh, flew to Miami to play for the Falcons, then flew back to Pittsburgh for a game Sunday night. His presence helped the Falcons hold Dan Marino to a rare game without a TD pass, but the Falcons lost a 17-7 third quarter lead to bow, 21-17.

## SHUT 'EM OUT

Nov. 29, 1992

The Falcons defense posted the first shutout since 1988 in a 34-0 rout of the New England Patriots. Atlanta allowed just 15 net yards passing, second best in club history, and just 105 total yards with five QB sacks, two pass interceptions (both by Deion) and two fumble recoveries. Rookie Tony Smith had another hot day with an 8.1 rush average (10-81-1 td) and a 15-yard average on PR (5-75) for 151 yards.

## OF PASSING INTEREST

1992 Season

The Falcons led the NFL with a club record 33 TD passes and became the only team to have 30 or more TD's in both '91 and '92. The 336 pass completions were a club season best as were the 194 passing first downs. Andre Rison set a club record with 93 receptions and became the first player in NFL history to have 300 catches in their first four years in the League. The Rison-Haynes tandem netted 21 TD's to lead the NFL for a second straight year (23 in '91). Mike Pritchard's 77 catches were the 5<sup>th</sup> most in club history, 9<sup>th</sup> in the NFL. Wade Wilson finished with three consecutive 300-yard games (324, 342, 374) and 10 TD's in those three games and two consecutive 30-completion games.

## OFFENSIVE WARFARE

1993 Season

Led by Pro Bowlers Andre Rison, Bobby Hebert and Norm Johnson, Atlanta's offense scored over 300 points for the fourth consecutive season. Rison scored a club-record 15 TD's, and set a new standard for most receptions in his first five seasons with 394. Hebert, meanwhile, finished third in the NFL with a career-high 24 TD passes and had the NFL's longest play of the year, a 98-yard TD strike to Michael Haynes. Johnson nearly had a perfect season, connecting on 26-of-27 field goals (.963), while stretching his consecutive FG streak to 26 in a row, the second best mark in NFL history. On defense, LB Jessie Tuggle led the team in tackles for the fifth consecutive season (183). Pro Bowl cornerback Deion Sanders continued to be an impact player, picking off seven passes while shutting down the league's top receivers. Third-year RB Erric Pegram more than made a name for himself, rushing for 1,185 yards, the fourth highest total in '93.





## **JUNE JONES NAMED HEAD COACH**

Jan. 24, 1994

June Jones is named Atlanta's 10<sup>th</sup> head coach, replacing Jerry Glanville, who resigned following the 1993 season.

## **FALCONS LOSE LONGTIME FRIEND**

Nov. 3, 1994

Whitey Zimmerman, the Falcons original equipment manager since 1966, passes away. Always a constant in the locker room, "Zeke" will always be remembered as former Falcon Tommy Nobis stated as, the "Original Falcon."

## **111 CATCHES!**

Dec. 24, 1994

Terance Mathis closes out a brilliant season against Arizona, finishing the '94 campaign with a club-record 111 receptions, the fourth highest total of all-time. His 1,342 receiving yards ranks third on Atlanta's all-time charts. For his efforts, he is voted to '95 Pro Bowl.

## **MIKE KENN RETIRES**

Dec. 24, 1994

Offensive lineman Mike Kenn finally closes out 17-year NFL career after being drafted by the Falcons in 1978. His last game against Arizona was his 251<sup>st</sup> game played, ranking sixth on the NFL's all-time list. He played in five Pro Bowls and six playoff games.

## **FALCONS LAND MORTEN ANDERSEN**

July 21, 1995

The birds kick off camp by signing Morten Andersen, one of the best kickers in NFL history. Andersen, a long-time Falcons nemesis with New Orleans, had been cut by the Saints, who wanted to re-work his contract. The Falcons act swiftly by waiving Norm Johnson and bringing in the former Saint.

## **I-85 RIVALRY BEGINS**

Sept. 3, 1995

The new Carolina Panthers make NFL debut in Georgia Dome and jump out to a 10-0 lead. Atlanta then takes over, building a 20-13 lead on first drive of third quarter. But, Carolina hits on a 44-yard bomb with 26 seconds left to force overtime. The Falcons register their record-tying ninth QB sack of the game, forcing a fumble, and go on to quickly kick the game-winning 35-yard field goal.

## **SWEET REVENGE**

Sept. 17, 1995

K Morten Andersen goes against his former team for the first time as a Falcon and boots the game-winning field goal from 21-yards out in overtime at the Superdome.

## **MORTEN SETS NFL RECORD**

Dec. 10, 1995

K Morten Andersen beats his old team again, but this time sets another NFL record in the process. Andersen establishes a new League mark with three field goals from beyond 50 yards in one game, including shots from 55, 55, and 51 yards, as Atlanta comes away with a 19-14 victory and sweeps the Saints for the first time since 1985.

## **PLAYOFF BOUND**

Dec. 24, 1995

Needing a win to make the playoffs, the Falcons pull off the improbable, defeating the world champion 49ers, 28-27, in front of a frenzied crowd at the Georgia Dome on Christmas eve. Bobby Hebert connects with Terance Mathis on two touchdowns, including the game-winner as Mathis makes an incredible run to the end zone and dives in with 1:45 remaining. Hebert was filling in for an injured Jeff George, who was knocked out with a concussion and neck injury just before halftime. Atlanta finishes 7-1 at home, the second best home record in the NFL in '95.

## **FOUR 1,000-YARD PLAYERS**

1995 Season

The Falcons establish an NFL record by having four players each gain 1,000 yards, including receivers Eric Metcalf (1,189), Terance Mathis (1,039), Bert Emanuel (1,039), and running back Craig Heyward (1,083). Jeff George, meanwhile, became only the 18<sup>th</sup> QB in League history to have over 4,000 yards passing (4,143).

## **JAMAL ANDERSON HITS 1,000**

Dec. 15, 1996

RB Jamal Anderson becomes the seventh Falcon in club history to rush for over 1,000 yards in a season. Anderson had previously signed a three-year contract extension, taking him through the 1999 season.

## **JONES LET GO AS FALCONS COACH**

Dec. 23, 1996

Head Coach June Jones was fired with two years left on his contract following Atlanta's 3-13 season in 1996. During his three years (1994-96), he compiled a 19-29 record and led the Falcons to a playoff berth in 1995.



## REEVES BECOMES 11TH FALCONS HEAD COACH

Jan. 20, 1997

Dan Reeves becomes the 11<sup>th</sup> head coach in franchise history, signing a 5-year contract as Exec. VP of Football Operations/Head Coach. He quickly assembles an impressive staff, including Rich Brooks as Asst. Head Coach/Defensive Coord. and Hall of Famer Art Shell as Offensive Line Coach.

## FALCONS OWNER RANKIN SMITH PASSES AWAY

Oct. 26, 1997

Team owner and founder Rankin M. Smith passed away from heart complications just hours before the Falcons were to play a nationally-televised game at Carolina on TNT. The 72-year old was remembered at a Tuesday memorial service as a quiet, behind-the-scenes "pioneer" who helped bring professional sports, and other major contributions to his beloved city of Atlanta.

## FALCONS FINISH SEASON 6-2 UNDER REEVES

1997 Season

After a difficult 1-7 start, the Falcons went 6-2 in their final eight games to finish 7-9, marking one of the best second-half comebacks in NFL history. QB Chris Chandler came on strong and ranked second in the NFL in QB rating (95.1) behind Steve Young en route to his first Pro Bowl appearance, joining teammate Jessie Tuggle. The real story of the season, however, was the tremendous play of the defensive line, which established a club-record 55 sacks to rank 2<sup>nd</sup> in the NFL. Chuck Smith (12.0 sacks) and Travis Hall (10.5 sacks) led the charge.

## SCORING BARRAGE

Oct. 4, 1998

The Falcons sweep the Carolina Panthers for the first time with a 51-23 rout and set an NFL record in the process. Atlanta scores three touchdowns in just 48 seconds, the fastest in NFL history since the 1970 merger.

## "DIRTY BIRD" TAKES FLIGHT

Nov. 8, 1998

The Falcons defense forces a club record five New England turnovers and limits the Patriots to a new club record low of just 13 rushing yards but it's what happened on offense that creates a buzz. The "Dirty

Bird" touchdown dance is born as originators, RB Jamal Anderson and TE O.J. Santiago, each score twice with Santiago celebrating with the new end zone dances. The fever the dance generates captivates a national following as well as brings the Falcons to the front of the Atlanta sports scene throughout the rest of the season.

## NFC WEST CHAMPS ARE CROWNED

Dec. 20, 1998

Without their ailing coach (Dan Reeves, heart surgery), Atlanta wins a close 24-17 victory on the road against the Lions after trailing 14-0 at halftime to capture their 13<sup>th</sup> win of the season and their second NFC Western Division title in team history. The historic win also helps the Falcons clinch a first-round

## EXCLAMATION POINT ON FINEST SEASON

Dec. 27, 1998

By pounding the Dolphins of Dan Marino in the season-finale, 38-16, the Falcons win their club record ninth-straight game to finish the regular season with a club-best 14-2 record, including a first-ever 8-0 home record. The birds play inspired football after a pre-game visit from Head Coach Dan Reeves. The "Bomb Squad" defense also sets a new mark by allowing just 1,203 rushing yards by opponents on the season and finishes atop the NFL's charts with 44 total takeaways. Jamal Anderson registers his new team record and NFL-high 12th 100-yard rushing game with 103 yards. Anderson also breaks James Wilder's NFL record for carries in a season with 410 en route to the ninth highest rushing total ever in a single-season in league history with 1,846 yards. The team accomplishes many "firsts", including most points in a season with 442 on the heels of a Falcon-best 53 touchdowns.

## "DIRTY BIRDS" DANCE TO NFC CHAMPIONSHIP

Jan. 17, 1999

After a clutch 20-18 victory at home vs. San Francisco in the Divisional playoffs with Dan Reeves back on the sideline, Atlanta travels to 15-1 Minnesota for the right to go to Super Bowl XXXIII. The Falcons upset highly favored Minnesota in a hostile Metrodome Stadium, 30-27, in overtime in one of the most memorable Championship games ever in NFL history. Atlanta fights back from a 10 point 4<sup>th</sup> quarter deficit by shutting down the NFL's record breaking Vikings offense with stingy defense and turns the table with an potent offense of their own. QB Chris Chandler throws a bullet to WR Terance Mathis in the end zone from 16-yards out with :49 seconds left to tie the score.



Minnesota wins the coin toss in OT but Atlanta's defense is stout and holds the Vikes in the extra period on two occasions. K Morten Andersen delivers "The Kick" from 38-yards out with 11:52 elapsed in overtime to claim the club's first-ever NFC Title and a trip to Super Bowl XXXIII as a wild "Dirty Bird" celebration erupts in the city of Atlanta and the state of Georgia.

### **FALCONS FALL SHORT IN FIRST SUPER BOWL**

Jan. 31, 1999

Almost all of the Falcons' traditional factors for success in the 16-win season eluded them in a 34-19 loss to the Broncos. But the lasting images of the finest season in team history could not be diminished. Reeves is named NFL Coach of the Year and the birds send six players to the Pro Bowl (RB Jamal Anderson, QB Chris Chandler, CB Ray Buchanan, S Eugene Robinson, LB Jessie Tuggle, T Bob Whitfield).

### **MATHIS SETS MILESTONE**

Oct. 25, 1999

WR Terance Mathis breaks the club record for career receptions in grand style at Pittsburgh on Monday Night Football, moving past Andre Rison (423), as he hauls in 12 catches for 166 yards to push his total to 427. He eclipses Rison's record with a two-yard catch on the fourth play of the fourth quarter.

### **MATHIS ADDS ANOTHER RECORD**

Sept. 17, 2000

WR Terance Mathis becomes the club's all-time leader in receiving yards, surpassing Alfred Jenkins' mark of 6,257, by totalling 42 yards (on five catches) at Carolina. He establishes the record in the fourth quarter on a 15-yard reception to push his record totals to 6,262. Mathis now holds the record for career catches and yards in team history.

### **FALCONS MAKE VICK THE PICK**

April 21, 2001

The Falcons trade WR/KR Tim Dwight, their #1 pick (5<sup>th</sup> overall) and 3<sup>rd</sup> pick in 2001, as well as a 2<sup>nd</sup> round choice in 2002, to San Diego for the #1 overall selection (a day before the NFL draft). With the top choice, Atlanta tabs QB Michael Vick of Virginia Tech. Excited fans in the thousands create a buzz by driving to the Falcons' new facility in Flowery Branch, Ga. for the team's draft day party to celebrate the choice. It marks the fourth time in franchise history that Atlanta selects the #1 overall player in a draft, following LB Tommy Nobis in 1966, QB Steve Bartkowski in 1975 and LB Andray Bruce in 1988.

### **"NOBLE WARRIOR" LAYS DOWN HIS HAMMER**

Aug. 28, 2001

One of the all-time Falcon greats, Jessie "The Hammer" Tuggle, retires after a brilliant 14-year playing career. Tuggle played his entire football career in the state of Georgia from Griffin High School to Valdosta State to the Atlanta Falcons. "The Hammer" pounded out a team record 2,065 tackles in 209 games played, the third-most ever in team history. His 14 seasons played and 189 starts also are the third-highest total in team annals. Tuggle was honored with five Pro Bowl invitations from his peers (1992, 1994, 1995, 1997, 1998) during his consistent career that included 12 straight 100-tackle seasons. Tuggle's place in Falcons history is even more special among his many fans because of his endearing commitment to the Atlanta community over the years. Fittingly, Tuggle's #58 jersey is honored by the team, because he will always be revered for his work on and off the field for the Falcons.

### **TRAGEDY FORCES NFL TO POSTPONE GAMES**

Sept. 11, 2001

Commissioner Paul Tagliabue postpones all NFL games for the week of Sept. 16 after terrorist attacks on the World Trade Center on Sept. 11. The Falcons' contest at St. Louis is re-scheduled for Jan. 6, 2002 as the regular season finale. Atlanta management quickly arranges a flag football game to be played one week after the attacks with proceeds benefitting the families of New York firefighters and police officers. With the help of Falcons fans, players, coaches and Falcons front office staff, the successful event raises over \$243,000 as several thousand fans showed up at the team's facility, and supporters continued to send in donations even weeks after the event.

### **MATHIS BREAKS TOUCHDOWN MARK**

Sept. 30, 2001

WR Terance Mathis places his name again in select company by breaking Andre Rison's club record of 56 career touchdowns at Arizona. Entering the contest with 55 career touchdowns, Mathis catches two scoring passes against the Cardinals to total 57 in his career (since 1994) to help the birds to a 34-14 victory. He already owns Falcons career marks for receptions and receiving yards. Mathis tied Rison at 56 touchdowns by hauling in a 17 yard scoring pass in the first quarter. The record breaking score came on a 10-yard touchdown in the third quarter when Mathis caught a pass over the middle near the Arizona goal line and ran over two Cardinal defenders for the score and the record.

**FALCONS OWNERSHIP TO CHANGE HANDS**

Dec. 6, 2001

For the first time in 36 years, the Falcons will be owned by someone other than the Smith family as Arthur M. Blank reaches a preliminary agreement to purchase the team from Taylor Smith. Blank, co-founder and retired co-chairman of Atlanta-based Home Depot, is a passionate sports fan, a Falcons season-ticket holder and has been a resident of Atlanta since 1978.

**BROOKING REWARDED WITH PRO BOWL NOD**

Jan. 31, 2002

LB Keith Brooking is selected to his first Pro Bowl as the NFC's "need" player by Head Coach Andy Reid of the Eagles. Brooking made the switch from weakside linebacker to middle linebacker in 2001 to fill the void left by the retirement of Jessie Tuggle. Brooking finished with a team-leading 167 total tackles, surpassing his previous season-best of 95 tackles in 1999. The 167 stops are the most by a Falcon since Tuggle's 184 tackles in 1996.

**SALE OF THE FALCONS APPROVED**

Feb. 2002

In a special meeting in New Orleans on February 2, 2002, NFL owners vote unanimously to approve the sale of the Falcons to Arthur Blank. "We want to create an organization that has a unique and special bond with the community," stated Blank after the sale was approved. "I personally will not rest until I have a chance to wear a Super Bowl ring on behalf of everybody in Atlanta and in the state of Georgia." At his press conference, Mr. Blank announces a new three-year contract for Head Coach Dan Reeves. On February 12, 2002, the sale of the franchise to Mr. Blank by the Smith family is completed. This marks the end of an era for the Smith family, who were pioneers in bringing professional football to the Southeast.

**PASS THE MAGIC**

2002 Season

After a sluggish 1-3 start, the Falcons become one of the hottest stories of 2002 as they mount an NFL-best eight-game unbeaten streak (7-0-1). Included in the Falcons run of success were a pair of victories over division rival New Orleans, who started the season 6-1, a pair of shutout wins (30-0, 41-0) over division rival Carolina and a 34-34 tie at Pittsburgh in which the Falcons overcame a 17-point deficit in the fourth quarter to force overtime and the eventual tie.

**DOMESWEET DOME**

2002 Season

For the first time in 10 years the Falcons sold out all eight of their regular season home games and they increased their season ticket base by more than 100 percent, which set an NFL record for the highest rate of increase in new season tickets sold. Included in the Falcons eight home games were three of the top 10 crowds in team history.

**VICK RUNS INTO NFL RECORD BOOK**

Dec. 1, 2002

Falcons QB Michael Vick single-handedly leads the Falcons to an OT victory over the Minnesota Vikings by establishing a new NFL rushing record for quarterbacks with 173 yards on 10 carries. He also set the NFL record for the highest per-carry average in a single game (17.3 yards). His 46-yard touchdown dash in overtime not only propelled the Falcons to a 30-24 victory, but also set the record for the longest run by a Falcons QB in team history.

**FALCONS MAKE HISTORY IN GREEN BAY**

Jan. 4, 2003

Despite losing three of their last four games of the regular season to end with a 9-6-1 record, the Falcons still managed to get into the playoffs thanks to some outside help. Facing seemingly insurmountable odds, the Falcons became the first team ever to defeat the Green Bay Packers in a playoff game at Lambeau Field with a 27-7 victory. Entering the game, the Packers had never lost a home playoff game in 13 tries. A solid performance by Vick, who accounted for 181 combined yards, a stingy outing by the Falcons defense, which forced five turnovers, and an opportunistic special teams unit, which blocked a punt for a touchdown and forced a fumble to set up another, would be all the Falcons would need. It marked the Falcons first playoff appearance and victory since the Super Bowl season of 1998.

**FALCONS UNVEIL NEW LOGO**

March 19, 2003

Before a large gathering of media and the entire Falcons organization, the Falcons unveiled their new logo. The logo was designed in conjunction with NFL Properties after a lengthy research process, which included conducting focus groups and polls with many fans. In addition, Falcons players, coaches and staff had the opportunity to give their thoughts.

**REEVES WINS 200TH GAME**

Nov. 9, 2003

Atlanta Falcons head coach Dan Reeves captures the



200<sup>th</sup> victory of his career as the Falcons defeat the New York Giants on the road 27-7. After the Falcons earned Reeves his 199<sup>th</sup> victory in the season's opening game against Dallas, the Falcons lost seven consecutive contests before snapping the losing streak against the Giants. Reeves became the seventh coach in NFL history to win at least 200 games in his career.

### REEVES RELEASED FROM CONTRACT

Dec. 10, 2003

Arthur Blank announces that Falcons head coach Dan Reeves has been released from his contract and that defensive coordinator Wade Phillips will serve as interim coach for the final three games of the regular season. In his seven-plus seasons with the Falcons, Reeves accumulated a record of 49-69-1. He leaves the Falcons with the seventh-most wins (201) in NFL history.

### MCKAY JOINS FALCONS

Dec. 15, 2003

Longtime Tampa Bay Buccaneers executive Rich McKay leaves the Buccaneers with two games remaining in the 2003 season to assume the role of Falcons president and general manager. Coincidentally, McKay was hired five days prior to the Falcons game against the Buccaneers in Tampa. It would be a pleasant homecoming for McKay as the Falcons upset the Buccaneers 30-28, knocking Tampa Bay from playoff contention.

### JIM MORA NAMED HEAD COACH

Jan. 9, 2004

San Francisco 49ers defensive coordinator Jim Mora is named the 12<sup>th</sup> head coach in team history. At the time of his hiring, Mora is the third-youngest coach in the NFL at 42 years of age.

### BIRDS CLINCH 3RD DIVISION TITLE WITH ROUT

Dec. 12, 2004

Jim Mora becomes just the 11<sup>th</sup> rookie head coach to win a Division title since 1970 as the Falcons rout the Oakland Raiders 35-10 to claim the NFC South championship. It marks the club's third division title in team history and first since 1998 in the old NFC West. The win also gives the Falcons their fourth 10-win season in team history. RB T.J. Duckett sets team records for most touchdowns scored and most rushing touchdowns scored with four, as well as most points scored in a single-game with 24. RB Warrick Dunn rushes for 103 yards, his eighth 100-yard game as a Falcon, QB Michael Vick completes a crisp 13-20 for 145 yards and DT Rod Coleman punctuates the win with a 39-yard interception

return touchdown against his former team.

### FIRST TIME LEAGUE LEADERS

2004 Regular Season

For the first time in team history the Falcons lead the NFL in rushing yards and establish a new team record with 2,672 yards. RB Warrick Dunn tops 1,000 yards with 1,106 and QB Michael Vick adds 902 rushing yards to the explosive ground game. The club also paces the League in QB sacks with 48.

### SETTING THE (PLAYOFF) RECORD STRAIGHT

Jan. 15, 2005

In their first home playoff game since 1999, the Falcons do not take any prisoners and blow-out the Rams 47-17 in a Divisional Playoff game at home where records fall. The Falcons running game dominates with a club record 327 rushing yards, which is the fourth-highest in NFL postseason history. The defensive effort was equally impressive as Ed Donatell's unit does not allow a single point in the second half. The "DVD Backfield" of Warrick Dunn (142 yards rushing, 2 TD's), Michael Vick (203 combined yards) and T.J. Duckett (66 yards, 1 TD) account for all of record 327 rushing yards. Vick's 119 yards is the most ever by a quarterback in a postseason game and combined with Warrick Dunn's 142 yards the duo becomes only the fourth set of backs in the Super Bowl era to account for more than 100 yards in the same game. DE Brady Smith does not let up and sacks QB Marc Bulger for a safety and Duckett's four-yard touchdown run ends the scoring in the fourth quarter as the Falcons advance to the NFC Championship Game for the second time in team history.

### FALCONS FALL SHORT IN SUPER BOWL CHASE

Jan. 23, 2005

The Falcons fall short in the NFC Championship Game in frigid temperatures at Philadelphia after only trailing 14-10 at halftime as their season ends with a 27-10 final verdict. Atlanta finishes the 2004 campaign with an overall record of 12-6 and provide Falcons fans with plenty of thrills. Jim Mora garnered votes for Coach of the Year, as well as winning NFC Coach of the Year. QB Michael Vick, TE Alge Crumpler, LB Keith Brooking, DE Patrick Kerney and returner Allen Rossum go to the Pro Bowl, the most Falcons players since 1998 Super Bowl season. Among the notable season achievements include leading the NFL in rushing with 2,672 yards and quarterback sacks with 48, both firsts in club history. RB Warrick Dunn (1,106 yards) goes over 1,000 yards and QB Michael Vick just misses with 902 yards, the third-highest rushing total for a quarterback in NFL history. Vick's three 100-yard rushing games





ties the modern day record for most 100-yard games in a single-season by a QB and his career total now of five establishes a new record.

### **NEW SELL-OUT STREAK**

Nov. 13, 2005

With their 29<sup>th</sup> straight sold-out Georgia Dome against the visiting Green Bay Packers, the Falcons break the old club record of 28 consecutive regular season sell-outs between 1971-74. The club enters the 2006 season with 41 sell-outs in-a-row (counting preseason and postseason) at home.

### **DOIN' IT RIGHT ON "MONDAY NIGHT"**

2005 Season

The Falcons take full advantage of the most national exposure in team history by posting a perfect 3-0 record on Monday Night Football with victories over the Eagles (on opening weekend), Jets and Saints. The birds also add a big win at Detroit on FOX in their first game ever on Thanksgiving Day and only lose at Chicago on ESPN Sunday Night football for an impressive 4-1 record on nationally-televvised contests.

### **THE GREAT DANE'S HISTORICAL BOOT**

Dec. 16, 2006

K Morten Andersen becomes the NFL's all-time leading scorer against Dallas in front of a nationally-televvised audience on the NFL Network with his second extra point in the second quarter to move past Gary Anderson's old mark and into the record books with 2,435 points. (He boots four PAT's on the night in a 38-28 loss).

### **THE GREAT DANE CONNECTS AGAIN**

Dec. 24, 2006

Morten Andersen puts his name in another NFL record book by breaking Gary Anderson's mark for career field goals a week later against Carolina. Andersen boots a 40-yard field goal in the first quarter at the Georgia Dome for his 539<sup>th</sup> of his career. (He finishes the season with 540 career, three-pointers.)

### **VICK SETS RUSHING STANDARD**

Dec. 24, 2006

Michael Vick becomes the first quarterback in NFL history to rush for over 1,000 yards in a single-season against the Carolina Panthers on Christmas Eve at the Georgia Dome. Vick runs into the record books with an 18-yard scamper on the Falcons' first possession. Vick eclipses Chicago Bears QB Bobby Douglass' 1972 all-time mark of 968 yards the week before against Dallas. He finishes the season with 1,039 rushing yards.

### **BOBBY PETRINO NAMED NEW HEAD COACH**

Jan. 7, 2006

The club releases Jim Mora from his contract on January 1, 2007 and appoints Bobby Petrino from Louisville as the 13<sup>th</sup> head coach in Falcons history. Petrino would abruptly quit after 13 games into his first season.

### **DUNN HITS A MILESTONE**

Nov. 22, 2007

Falcons running back Warrick Dunn topped 10,000 career rushing yards in a game against Indianapolis, becoming the 22nd player in NFL history to accomplish the feat.

### **DIMITROFF AND SMITH AT THE HELM**

Jan. 2008

The Falcons hire General Manager Thomas Dimitroff followed by Head Coach Mike Smith (14th in team history) to lead the Falcons. Smith joined the team following a five-year stint as Jacksonville's Defensive Coordinator while Dimitroff previously served as the Director of College Scouting for the New England Patriots.

### **WELCOME "MATTY ICE"**

Apr. 26, 2008

Dimitroff and Smith draft quarterback Matt Ryan with the third overall selection in the NFL Draft. In his first season, Ryan was named the NFL's Rookie of the Year by the Associated Press and *Sporting News* as he threw for 3,440 yards and 16 touchdowns. His passing total ranks sixth in a single-season in Falcons annals as he became only the second rookie quarterback ever in NFL history to amass over 3,000 passing yards (Peyton Manning). Ryan became one of two rookie quarterbacks in the NFL since 2003 to start a regular season opener. He guided Atlanta to an 11-5 record, which made him the first rookie quarterback in franchise history to win 11 games. Ryan also became the first quarterback in club history to reach the 3,000-yard passing plateau. On his first career NFL passing attempt against Detroit in Week 1, Ryan found wide receiver Michael Jenkins for a 62-yard touchdown to become the first quarterback in the NFL since 2000 to throw a TD on his first career passing attempt. He led the Falcons to a 7-1 record at the Georgia Dome and guided the Falcons to a 6-2 mark in games decided by one score or less. Other accomplishments this season included NFC Rookie of the Month accolades (October) and NFC Player of the Week honors (Week 9 at Oakland). Ryan joined linebacker Tommy Nobis and defensive end Claude Humphrey as the only other Falcons to earn rookie of the year honors.





## TURNER MAKES GREAT FIRST IMPRESSION

Sept. 7, 2008

After being signed as a free agent in the offseason, running back Michael Turner logged a franchise and career single-game high 220 rushing yards in his Falcons debut against Detroit. Turner's total led to a franchise single-game high 318 total yards. His rushing total was the most in NFL history by a player in his first game with a new team and fell 30 yards short of tying an opening day rushing record held by O.J. Simpson (250 yards in 1973).

## ABRAHAM SACKS A RECORD

Dec. 21, 2008

With his lone sack against the Minnesota Vikings in Week 16 of the season, defensive end John Abraham set a new team record and personal best with 16.5 sacks in 2008. He topped the old mark of 16.0 held by Joel Williams, which was set in 1980. On three occasions, Abraham finished a contest with three quarterback takedowns.

## BACK IN THE PLAYOFF PICTURE

2008

In just one season, the Falcons rebounded from four wins in 2007 to an 11-5 regular season record and the team's first playoff berth since 2004. The Falcons finished with a 7-1 home record and also earned road victories against Green Bay, San Diego and Minnesota. After finishing second in the NFC South, the Falcons earned a playoff berth, but fell to the eventual NFC Champion Arizona Cardinals.

## TURNER AND WHITE REPRESENT FALCONS IN PRO BOWL

2008

Running back Michael Turner and wide receiver Roddy White became the Falcons first Pro Bowl selections since 2006. In his first year with the team, Turner posted 1,699 rushing yards, which ranked second in the NFL and produced eight 100-yard contests. He set franchise records with 17 rushing touchdowns in a season and a 220-rushing yard performance in the season opener versus Detroit. White became the first Falcons receiver to total back to back 1,000-yard seasons since 1998-99, while his 1,382 receiving yards set a single-season franchise record.

## WHITE GOES OVER 200

Oct. 11, 2009

Wide receiver Roddy White finished a contest against San Francisco with eight receptions for a franchise

record 210 yards (26.3 avg.). His total topped Terance Mathis' previous mark of 198 yards which he set against New Orleans in 1998. In the same game, White recorded a 90-yard touchdown reception which marked the third longest pass completion in Falcons history.

## BACK-TO-BACK

Jan. 3, 2010

With a 20-10 victory over the Tampa Bay Buccaneers at Raymond James Stadium in the season finale, the Falcons posted back to back winning seasons for the first time in franchise history. Following an 11-5 record in 2008, Atlanta closed the '09 campaign with three consecutive wins en route to a 9-7 record.

## WHITE MAKES SECOND STRAIGHT VISIT TO PRO BOWL

Jan. 27, 2010

Wide receiver Roddy White was added to the 2010 NFC Pro Bowl roster, making his second consecutive appearance to the NFL's All-Star game. White led the team in receiving with 1,153 yards on 85 receptions and recorded a career-high 11 touchdowns. He became only the second receiver in franchise history to total three consecutive 1,000-yard seasons. In a Week 5 meeting at San Francisco, White tallied a franchise single-game record with 210 yards while contributing with a 90-yard touchdown reception in that game.

## TE TONY GONZALEZ HAULS IN 1,000

September 12, 2010

Gonzalez became the first tight end in NFL history to haul in 1,000 career receptions and only the seventh player in NFL history to eclipse the 1,000 catch mark.

## 102-YARD KICKOFF RETURN

December 5, 2010

WR/KR Eric Weems set a franchise record with a 102-yard kickoff return that sparked a 28-24 come from behind win at Tampa Bay. He was named NFC Special Teams Player of the Week and NFC Special Teams Player of the Month for his performance.

## 13 WINS & 3 STRAIGHT WINNING SEASONS

January 2, 2011

The Atlanta Falcons finished the 2010 regular season with a 13-3 record, marking the team's second highest win total in franchise history. The Falcons also claimed the NFC South title and earned the top seed as well as home field advantage in the NFC Playoffs. Combined with an 11-5 record in 2008 and a 9-7 record in 2009, Atlanta has now posted three consecutive winning



seasons for the first time in club history and has earned two playoff berths in the last three seasons.

### **WR RODDY WHITE SETS SINGLE-SEASON RECORDS**

January 2, 2011

White set new franchise records with 115 catches and 1,389 receiving yards. White also posted his fourth straight 1,000-yard season and earned All-Pro honors.

### **FRANCHISE-BEST 9 PRO BOWLERS**

January 2011

In 2010, the Falcons sent a franchise record and NFL-best nine players to the Pro Bowl with DE John Abraham, TE Tony Gonzalez, FB Ovie Mughelli, QB Matt Ryan, RB Michael Turner, WR/ST Eric Weems, and WR Roddy White all voted in, while T Tyson Clabo and CB Brent Grimes were added as alternates at the end of the season.

### **DIMITROFF & SMITH EARN EXECUTIVE OF THE YEAR AND COACH OF THE YEAR FOR THE SECOND TIME**

February 2011

General Manager Thomas Dimitroff, Head Coach Mike Smith and Offensive Coordinator Mike Mularkey were all recognized by the *Sporting News* for their accomplishments in 2010.

Dimitroff was named the Executive of the Year for the second time since arriving in Atlanta in 2008. Under his direction, the Falcons have posted three consecutive winning seasons for the first time in team history. Smith was named Coach of the Year after leading Atlanta to an NFC-best 13-3 record and NFC South title.

### **FALCONS TRADE-UP IN THE DRAFT**

April 28, 2011

Atlanta selected Alabama WR Julio Jones in the first round (sixth overall) of the NFL Draft. The Falcons traded its first (27th overall), second (59th overall) and fourth (124th overall) round selection in 2011, as well as its first and fourth round selections in 2012 to the Cleveland Browns to move up to take Jones with the sixth overall selection.

### **RECORD SETTING DAY**

January 1, 2012

The Birds wrapped up the 2011 campaign in record setting fashion, as QB Matt Ryan, RB Michael Turner and WR Roddy White all established new franchise bests. Ryan broke the franchise record for passing yards in a single season after eclipsing QB Jeff George's club

record of 4,143 yards set in 1995. Ryan finished the 2011 season with 4,177 passing yards, 29 touchdown passes and a 92.9 quarterback rating, all career highs. White became the Falcons all-time leading receiver with 7,364 career receiving yards, breaking Terance Mathis' franchise record of 7,349 yards set between 1994 and 2001. The seventh year receiver out of UAB also finished the season with 100 receptions and became the first player in team history to record multiple 100-catch seasons. Turner also got in on the action, breaking Gerald Riggs' franchise record of 48 rushing touchdowns set between 1982 and 1988. "The Burner" led the NFC in rushing yards with 1,340 yards and added 11 touchdowns on the season.

### **SECOND STRAIGHT PLAYOFF BERTH**

January 1, 2012

The Atlanta Falcons concluded the 2011 season with a 10-6 record, marking the first time in franchise history that the team has recorded back-to-back seasons with at least 10 wins and third time in the last four seasons. The Falcons captured the fifth seed in the NFC, notching consecutive playoff berths for the first time in franchise history.

The Falcons also clinched a playoff berth for the third time in the last four seasons. Under Head Coach Mike Smith, the Falcons are the only NFC team to post winning records in each of the last four seasons (2008-11).

### **SMITH'S WINNING WAYS**

January 1, 2012

Smith has posted a four-year record of 43-21, which is not only the best four-year mark in team history, but ranks among the best records in NFL history for first-time head coaches. Smith is tied with Bill Cowher (Pittsburgh - '92-95), Mike Martz (St. Louis - '00-03), Mike Sherman (Green Bay - '00-03), and Mike Tomlin (Pittsburgh - '07-10) for the fourth-best four-year record among first-time head coaches.

### **NEW COORDINATORS**

January, 2012

Atlanta hired Dirk Koetter to become the team's offensive coordinator and two days later added 25-year coaching veteran Mike Nolan as the club's defensive coordinator.

### **50th WIN FOR MIKE SMITH**

October 28, 2012

With Atlanta's Week 8 win over the Philadelphia Eagles, Smith became the club's all-time wins leader and the first coach in team history to record 50 coaching wins.



Smith reached the 50-win milestone in 71 games. According to the Elias Sports Bureau, he is the third fastest head coach to accomplish that feat since the 1970 AFL-NFL merger. Only George Seifert (62 games) and Chuck Knox (65 games) reached 50 wins faster than Smith.

### **WR RODDY WHITE TOPS THE CHARTS**

November 4, 2012

White hauled in 7 receptions for 118 yards as the Falcons defeated the Dallas Cowboys. White's performance made him the franchise's all-time leader in receptions (577) and receiving yards. He finished the season with 92 catches for 1,351 yards and has posted 622 career receptions for 8,725 career receiving yards.

### **100th WIN FOR ARTHUR BLANK & THIRD STRAIGHT PLAYOFF BERTH**

December 22, 2012

Atlanta defeated the Detroit Lions, 31-18, securing their second NFC South Division title under Smith, their third consecutive playoff berth and Owner & Chairman Arthur Blank's 100th victory as an owner.

Under Blank, the Falcons have recorded a 100-75-1 record and a .571 winning percentage, better than the .394 winning percentage that the franchise posted in the 35 years prior to Blank's purchase of the team.

### **QB MATT RYAN SETS SINGLE-SEASON TD RECORD**

December 30, 2012

Ryan connected on 28 of 44 pass attempts for 238 yards with one touchdown in Atlanta's season finale vs. the Tampa Bay Buccaneers. His touchdown pass in the season's final game gave Ryan 32 for the season, which set a new single-season franchise record. His performance surpassed the previous mark of 31 set by Steve Bartkowski in 1980.

### **FIRST PLAYOFF WIN FOR SMITH**

January 13, 2013

The Falcons advanced to the NFC Championship for the third time in franchise history (1998 & 2004) after defeating the Seattle Seahawks 30-28 in the NFC Divisional playoff round. Trailing 28-27 with 31 seconds remaining in the game, QB Matt Ryan drove the Falcons 41 yards in two plays to set up K Matt Bryant's game-winning 49-yard field goal.

Including playoffs, Ryan has led the Falcons on game-winning drives in the fourth quarter or overtime 22 times in his career. Ryan set a franchise record for career postseason touchdown passes (6) and tied the record for touchdown passes in a postseason game (3) en route to his first playoff win.

### **HOST FIRST NFC CHAMPIONSHIP GAME IN FRANCHISE HISTORY**

January 20, 2013

The Atlanta Falcons finished the 2012 season with a 14-4 overall record and hosted the NFC Championship Game for the first time in franchise history. The Falcons would fall short to the San Francisco 49ers, 28-24.



## UNIFORM HISTORY

---

### 1966-67

Black Jersey's with white numbers and red trim at home with a white Falcon crest on the sleeves. The away jersey was white with black numbers trimmed in red and a black Falcon crest on the sleeves. The Falcons had white pants with a red strip bordered by two black stripes for both home and away games. The helmet was red with a black Falcon crest logo trimmed in white, and there was a black strip trimmed in white down the middle of the helmet.

### 1968-70

In 1968, the Falcons removed the Falcon crest logo from the sleeves and replaced it with red and white stripes. Also, a red-black-red stripe combination was added to the sleeves.




1966-67

### 1971-1989

In 1971, the Falcons switched to red jerseys for the first time and wore them all the way up to the 1989 season. The only other significant change to this uniform was the addition of silver-gray pants in 1978. Also in 1984, the Falcons switched to a black face mask. The home jersey was red with white numbers and black trim with white-black-white sleeve stripes. The away jersey was white with red numbers and black trim with red and black stripes on the sleeves. In 1979 the Falcon crest logo was added to the sleeves.

### 1990-2002

In 1990, the Falcons once again wore black jerseys as they did in their inaugural years. The 1990 season marked Atlanta's 25<sup>th</sup> anniversary season in the NFL, and the team wore a commemorative patch on their left shoulder. In addition, the Falcons switched to a black helmet with a black face mask and a white Falcon crest logo. From 1990-2002, the home jersey was black with white numbers trimmed in red with a black Falcon crest logo trimmed in red on the sleeves. The away jersey was white with red numbers trimmed in black with a black Falcon crest logo trimmed in red on the sleeves. The pants were Falcon silver with a black stripe down the middle trimmed in white and red.



1968-70



1971-89





## 2003 - PRESENT

The year 2003 continued to bring about many new changes for the Atlanta Falcons. Perhaps the biggest changes came with the introduction of the team's new logo and uniforms unveiled over the course of a two-month period.

On March 19, 2003, before a large gathering of media and the entire Falcons organization, the Falcons presented their new log



### 2003-PRESENT

"The new Atlanta Falcons logo is fresh, strong and dynamic, and yet appreciates the tradition and history of this franchise," said Falcons Owner & CEO Arthur Blank. "The new logo depicts a more powerful, aggressive Falcon - one of fast movement. It is also representative of the evolution and direction of our team."

The logo was designed in conjunction with NFL Properties after a lengthy research process, which included conducting focus groups and polls with many fans. In addition, Falcons players, coaches and staff had the opportunity to give their thoughts.

The home uniforms consisted of black jerseys and white pants, while the road attire featured white jerseys and white pants. The team also introduced modified versions of the uniforms, which included wearing black jerseys with black pants at home and white jerseys with black pants on the road.

The jerseys and pants included red piping down the side, which expand at the knee for a fast, streamlined look. They also have "Falcons" stitched at the neckline in a newly developed font and include a number font that was designed specifically for the Falcons, consisting of a drop shadow for more depth. The black jerseys contained white numbers with red trim, while the white jerseys contained red numbers with black trim. The new Falcons logo appeared on the sleeve of both jerseys on a red background. The helmet remained black, however it also featured a metallic flack compared to the previous flat black-colored helmet.

In 2004, the Falcons announced they would wear red jerseys at home and use the black jerseys as their alternate third jersey. Declared the team's alternate third jersey in 2003, red jerseys were worn twice in 2003, against the Tennessee Titans on November 23 and again in the Falcons nationally-televised 20-14 overtime win against the Carolina Panthers on December 7.

## 2009

The Falcons unveiled throwback uniforms in a Week 2 meeting against the Carolina Panthers to honor the inaugural 1966 team as part of "Alumni Weekend." Atlanta again donned the retro uniforms in a Week 12 meeting against the Tampa Bay Buccaneers at the Georgia Dome. Atlanta won both games with the throwback uniforms.



### 2009-PRESENT THROWBACK UNIFORMS



## STADIUM HISTORY



### GEORGIA DOME

#### **GEORGIA DOME (1992-PRESENT)** *FALCONS HOME RECORD (74-54-0)*

In 1992, the Atlanta Falcons and the state of Georgia unveiled to the rest of the world the latest crown jewel in an ever-shining southern skyline with the opening of the Georgia Dome.

The Georgia Dome is the culmination of efforts which began in earnest in June of 1984 as business, civic and governmental leaders gathered to discuss a new stadium in Atlanta. The project continued to gain steam in January of 1988 as a "consensus" of leaders agreed on using a hotel/motel tax increase to finance the local portion of construction.

In January of 1989, Rankin Smith and then-governor Joe Frank Harris signed a "memorandum of understanding" for the Falcons to play in the Dome under a 20-year lease.

The project came to fruition in the spring of 1989 when the state, the Atlanta City Council, and Fulton County Commission approved the construction of the \$210 million Dome. Groundbreaking ceremonies took place on November 22, 1989, with construction getting underway on March 27, 1990.

As soon as the project was passed, the Dome became a major 'player' in the sporting community. Rankin Smith was determined to introduce the south's latest showpiece to the football world and he succeeded. With the determined backing of the Smith family, the

Georgia Dome played host to the most significant sporting events in the world as global attention was focused on Atlanta for Super Bowl XXVIII played on January 31, 1994 between the Dallas Cowboys and the Buffalo Bills. The Georgia Dome hosted its second Super Bowl on January 30, 2000 between the St. Louis Rams and the Tennessee Titans.

#### **ATLANTA-FULTON COUNTY STADIUM** *(1966-91) FALCONS RECORD (85-106-2)*

Twenty-six years of NFL football in Atlanta-Fulton County Stadium came to an end on December 15, 1991 when the Falcons met the Seattle Seahawks for their final game in their very first home.

Atlanta-Fulton County Stadium was built in 51 weeks and gave the city the foundation to support big-league baseball and pro football. Less than a year after construction, the stadium was primed for a cameo appearance by the baseball Braves, who were still playing in Milwaukee at the time, on April 9, 1965. On August 14 of that same year, the Minnesota Vikings defeated the Pittsburgh Steelers in the first football game ever played at the stadium. Some local people deemed the Stadium "The Miracle on Capital Avenue."





## RING OF HONOR

The Atlanta Falcons organization doesn't officially retire jersey numbers, but considers certain player's jerseys worthy of being honored. Currently, the Falcons do not use any of the jersey numbers honored below. The Falcons Ring of Honor which is featured in the rafters of the Georgia Dome honors individual players and not jerseys.

### **TOMMY NOBIS (1966-76) — 60**

The first-ever player drafted by the Atlanta Falcons for the inaugural 1966 season, Nobis quickly became the first-ever Falcons player to be voted to the Pro Bowl after being selected as a rookie. The stellar middle linebacker was named the NFL Rookie of the Year for his efforts. "Mr. Falcon" led the team in tackles in nine of his 11 seasons, while earning five trips to the Pro Bowl. In a poll conducted in 1970 by ABC to pick the best athlete of the decade of the 1960s, running back O.J. Simpson was number one and Tommy Nobis was number two in the entire country. He had an astronomical 294 total combined tackles as a rookie, still the team's club record. Nobis also intercepted 11 passes during his pro career, returning two for touchdowns. His uniform #60 has been worn by only him during the team's existence. He retired in 1976.

### **JEFF VAN NOTE (1969-86) — 57**

Holds Falcons team marks for most seasons played (18) and most consecutive games played (155). He is second in the team record books with 246 games played and 225 games started. Van Note originally came to the Falcons as a linebacker from Kentucky, but was moved to center by head coach Norm Van Brocklin and eventually earned the starting job at center in 1970. He earned the first of his six Pro Bowl berths in 1974. Van Note is tied with Claude Humphrey for most Pro Bowl appearances by a Falcons player with six. He retired in 1986.

### **STEVE BARTKOWSKI (1975-85) — 10**

The No. 1 overall draft pick in 1975, he was named the NFL's Rookie of the Year after throwing for 1,662 yards and 15 touchdowns. He set every team record in passing, which included 23,468 career yards and 154 touchdown passes in 123 games. He produced three seasons of 3,000 yards or more passing, 12 games of more than 300 yards passing and two seasons of 30 or more touchdown passes. Bartkowski collected over 50 victories as a starting quarterback for the Falcons and guided the team to their first playoff victory in franchise history over the Philadelphia Eagles in 1978.

### **WILLIAM ANDREWS (1979-86) — 31**

A third-round pick, Andrews was among the NFL's elite runners when a shocking knee injury prematurely ended his career. He became just the second running back in NFL history to have two 2,000-yard (combined

yards) seasons (the only other player prior to Williams was O.J. Simpson). When he had his first 2,000-yard year, he joined just four other backs who had done so (Jim Brown, Walter Payton, Wilbert Montgomery and Simpson). In his first five seasons in the NFL (1979-83), Andrews outgained every other back in the entire NFL. The bullish Andrews had 8,382 total yards in those five years (an average of 1,677 per year) to lead all NFL runners. Andrews set 19 Falcons club records that began in his very first NFL game in 1979 when he ran for 167 yards in a game at New Orleans where he totaled 189 yards. He was selected to the Pro Bowl in 1980, 1981, 1982 and 1983 and made the NFL All-Rookie team in 1979. He retired in 1987.

### **JESSIE TUGGLE (1987-2000) — 58**

Jessie came to the Falcons as an undrafted free agent in 1987 and retired in August of 2001 as one of the all-time greatest players in franchise history. Nicknamed, "The Hammer", for his bone-jarring tackles, Tuggle is the club's all-time leader in total tackles with 2,065 and enjoyed 12 straight 100-tackle seasons. He led the team in tackles in a season 10 times and amassed 20 or more tackles in a single-game on four occasions with a personal-best of 24 stops. His 14 seasons played, 189 career starts and 209 total games played are third-most ever in Falcons history. Tuggle's five Pro Bowl appearances (1992, 1995, 1995, 1997, 1998) stand tied for the third-most ever by a Falcons player. The Falcons honored #58 with "Jessie Tuggle Day" during halftime of the Falcons game vs. the Detroit Lions on December 22, 2002.



**LB JESSIE TUGGLE WAS HONORED AT GEORGIA DOME**



The Atlanta Falcons Ring of Honor pays tribute to retired players who made significant contributions to the organization during their playing careers. During the 2003 season, long-time Falcons season-ticket holders nominated a group of players they would like to see inducted into the Atlanta Falcons Ring of Honor. The nine players receiving the highest number of nominations were then placed on a ballot for Falcons fans to cast their votes. The inaugural winners were QB Steve Bartkowski, LB Tommy Nobis, LB Jessie Tuggle and RB William Andrews.

In 2006, a local media contingent nominated four players; DE Claude Humphrey, T Mike Kenn, RB Gerald Riggs and C Jeff Van Note, for induction into the Ring of Honor. Falcons fans then voted and elected C Jeff Van Note as the fifth member of this exclusive club. On October 1, 2006, Van Note was honored at the Georgia Dome with a special halftime ceremony as his likeness was raised to rooftops with the original four members. In its latest Ring of Honor vote in 2008, defensive end Claude Humphrey and offensive tackle Mike Kenn became the sixth and seventh members to be hoisted in the Georgia Dome rafters.

The Falcons selected Bartkowski (1975-85), as the No. 1 overall draft pick in 1975 out of California. He was named the NFL's Rookie of the Year after throwing for 1,662 yards and 15 touchdowns. Bartkowski overcame numerous knee injuries to set every club record in passing, which included 23,468 yards and 154 touchdown passes in his 123 Falcons games. He produced three seasons of 3,000 yards or more passing, 12 games of more than 300 yards passing, and two seasons of 30 or more touchdown passes.

Nobis (1966-76), was the first player ever drafted by the Falcons in 1966. Later that year, he became the first Falcons player to be voted to the Pro Bowl in a season that also included Rookie of the Year honors. Nobis would go on to lead the Falcons in tackles in 9 of 11 seasons, including a team record of 294 tackles in 1966. A five-time Pro Bowl selection, Nobis also intercepted 11 passes during his pro career, returning two of them for touchdowns.

Nicknamed "The Hammer" for the vicious way in which he pounded ball carriers, Tuggle (1987-2000) would go on to become the Falcons' career leader in tackles with 2,065 during his illustrious 209-game career. A five-time Pro Bowl selection, Tuggle finished his career third on the team's all time lists in most seasons played (14), most games played (209) and started (189), fourth in most consecutive games played (110) and seventh in most consecutive games started (89). Tuggle led the Falcons in tackles for nine straight seasons from 1988-97 and recorded more than 100 tackles for a team record 12 consecutive seasons.



### VAN NOTE JOINED THE RING OF HONOR

A third round draft choice of the Falcons in 1979 out of Auburn, Andrews (1979-86) was among the NFL's elite runners when a shocking knee injury prematurely ended one of the NFL's great playing careers. Andrews set 19 Falcons records that began in his very first NFL game in 1979 when he ran for 167 yards at New Orleans. In his first five seasons in the NFL (1979-83), he outgained every other back in the NFL. During that span, he helped lead the Falcons to the playoffs three times, including their first division title in 1980.

Van Note, a six-time Pro Bowler, played the most seasons (18) and most consecutive games (155) in Falcons history. His 246 career games played and 225 overall starts are second in team annals. Van Note continues to be a presence in the Atlanta community upon his retirement in 1986 with a broadcasting career that includes the Falcons radio network.

Humphrey was a first round pick by the Falcons in the 1968 NFL Draft and completed his career as the all-time sack leader in franchise history with 94.5. Humphrey also ranks third in Atlanta annals with 15.6 sacks in a single season. He is tied for the franchise lead with six Pro Bowl selections including five straight from 1970-74.

Kenn was a mainstay on the Falcons offensive line as the Michigan alum holds Falcons records in most games played and started (251) while ranking second in most seasons played with Atlanta (17). Kenn also posted a streak of 94 consecutive games played and earned Pro Bowl selections from 1980-84.



### DEION SANDERS (1989-93) — 21 Cornerback

Deion Sanders was the latest inductee into the team's prestigious Ring of Honor. Sanders was named the eighth member of this exclusive club by a vote of a local media selection committee.

"When I was dreaming as a kid, I couldn't oftentimes share those dreams because I thought they were so out of the box. Never would people think that a kid from Ft. Myers, Florida, who was small in stature, but big on confidence, would ever have his name recognized in a stadium in the only place he played in which he called home. I want to thank Falcons Owner Arthur Blank and the organization (ironically 21 years later from the year I was drafted) for making my dreams come true," Sanders said.

The induction and celebration of the newest member of the Falcons Ring of Honor will take place at halftime of the nationally-televised Thursday night game between the Falcons and Ravens at the Georgia Dome on November 11. Kick-off is set for 8:20 p.m. on NFL Network.

"Deion Sanders is widely regarded as one of the best cornerbacks in the 91-year history of the National Football League," Falcons Owner & CEO Arthur Blank said. "He epitomized excellence on the playing field and was a tremendously gifted athlete who possessed great speed. Deion excelled as a defender, kick returner, punt returner and on offense on his way to establishing 12 club records. He was an electrifying performer who put fans on the edge of their seats every time he manned his cornerback position or dropped back to receive a kickoff or field a punt. He is without question one of the greatest players in the history of our franchise."

Sanders was a three-time Pro Bowl starter during his Falcons career after being selected as the fifth overall player in the 1989 draft out of Florida State. Considered one of the best pure cornerbacks ever to lace up a pair of cleats, Sanders also doubled as a dangerous return man. He was recently tabbed the 34th best player in the history of the League by a new NFL Films-produced series, The Top 100: NFL's Greatest Players.

Sanders' Falcons career started in memorable fashion as he returned a punt 68 yards for a touchdown in his first NFL game as a rookie against the Los Angeles Rams at Fulton County Stadium. Sanders' All-Rookie season also included him leading all first-year defensive backs with five interceptions and becoming the first Falcons player to ever appear on the cover of Sports Illustrated (on November 13, 1989).

During his productive Falcons career from 1989-93, "Prime Time" established 12 club records for such marks as: most interceptions for touchdowns (2), longest punt return (79t yards), most punt return touchdowns (2), most KOR yards (3,063), most KOR touchdowns



### SANDERS JOINS THE ROH

(3), longest kickoff return (100t), most combined return touchdowns (8), and most combined return yards (3,967), among others. The electrifying Sanders scored a total of 10 touchdowns in a Falcons uniform on five returns, three interceptions, and two receptions.

"Deion Sanders was the pre-eminent cornerback of his era and perhaps of all-time," noted D. Orlando Ledbetter, sportswriter for the Atlanta Journal-Constitution and a member of the media committee that voted Sanders into the team's Ring of Honor. "No one could argue with his ability to play the game and what he meant to the Falcons."

"Deion was electricity in a football uniform," added Randy Waters, longtime sports reporter at WXIA-TV, who covered Sanders during his Falcons career and is also a member of the media committee. "He had a burning desire to win that helped the Falcons get back into the postseason, and his overall play throughout his career will ultimately help him through the front door in Canton (site of the Pro Football Hall of Fame)."



## ALL-TIME ALPHABETICAL ROSTER

### A

Abraham, John (DE), South Carolina . . . . .	2006-12
Absher, Dick (LB), Maryland . . . . .	1967-68
Acks, Ron (LB), Illinois . . . . .	1968-71
Adams, Bob (TE), Pacific . . . . .	1976
Adams, Brent (T), UT at C'nooga . . . . .	1975-78
Adams, Scott (G/T), Georgia . . . . .	1997
Adkins, Spencer (LB), Miami (Fla.) . . . . .	2009-11
Agee, Mel (DL), Illinois . . . . .	1992-95
Akers, Jeremy (T), Notre Dame . . . . .	1997
Alex, Keith (G), Texas A&M . . . . .	1993
Alexander, Harold (P), Appalachian St. . . . .	1993-94
Allen, Anthony (WR), Washington . . . . .	1985-86
Allen, Demetrius (WR), Virginia . . . . .	1996
Allen, Grady (LB), Texas A&M . . . . .	1969-72
Alexander, P.J (G), Syracuse . . . . .	2006
Ambrose, Ashley (CB), Miss. Valley St. . . . .	2000-02
Andersen, Morten (K), Mich. St. . . . .	1995-00, 06-07
Anderson, Anthony (RB), Temple . . . . .	1980
Anderson, Courtney (TE), San Jose State . . . . .	2007
Anderson, Darren (CB), Toledo . . . . .	1998
Anderson, Dunstan (DL), Tulsa . . . . .	1994
Anderson, Jamaal (DE), Arkansas . . . . .	2007-10
Anderson, Jamal (RB), Utah . . . . .	1994-01
Anderson, Taz (TE), Georgia Tech. . . . .	1966-67
Anderson, Tim (DT), Ohio State . . . . .	2007
Andrews, William (RB), Auburn . . . . .	1979-83, 86
Archambeau, Lester (DE), Stanford . . . . .	1993-99
Archer, Dave (QB), Iowa St. . . . .	1984-87
Atkins, Corey (LB), South Carolina . . . . .	2000
Auer, Joe (RB), Georgia Tech. . . . .	1968
Austin, Cliff (RB), Clemson . . . . .	1984-86
Belton, Willie (RB), Maryland St. . . . .	1971-72
Benish, Dan (DT), Clemson . . . . .	1983-86
Bennett, Cornelius (LB), Alabama . . . . .	1996-98
Benson, Cliff (TE), Purdue . . . . .	1984-85
Benson, Duane (LB), Hamline . . . . .	1972-73
Benson, Thomas (LB), Oklahoma . . . . .	1984-85
Bentley, Scott (K), Florida State . . . . .	1997
Bergeron, Troy (WR), No college . . . . .	2009
Berry, Bob (QB), Oregon . . . . .	1968-72
Beverly, Eric (TE), Miami (Ohio) . . . . .	2004-06
Bibla, Martin (G), Miami . . . . .	2002-04
Biermann, Kroy (DE), Montana . . . . .	2008-12
Bingham, Guy (C/G), Montana . . . . .	1989-91
Birden, J.J. (WR), Oregon . . . . .	1995-96
Bishop, Greg (G), Pacific . . . . .	1999
Blakley, Dwayne (TE), Missouri . . . . .	2004-07
Blalock, Justin (OG), Texas . . . . .	2007-12
Bleick, Tom (S), Georgia Tech. . . . .	1967
Bolden, Juran (CB), Mississippi Delta . . . . .	1968-98, 02-03
Boley, Michael (LB), Southern Miss . . . . .	2005-08
Booker, Marty (WR), Louisiana-Monroe . . . . .	2009
Booker, Michael (CB), Nebraska . . . . .	1997-99
Bordano, Chris (LB), SMU . . . . .	2000
Bosher, Matt (P), Miami (Fla.) . . . . .	2011-12
Bosley, Bruce (G), W Virginia . . . . .	1969
Bowick, Tony (NT), UT/Chattanooga . . . . .	1989
Bowling, Andy (LB), Virginia Tech . . . . .	1967
Boyd, Sean (S), North Carolina . . . . .	1996
Bradford, Ronnie (CB/S), Colorado . . . . .	1997-01
Bramlet, Casey (QB), Wyoming . . . . .	2007
Bramlett, John (LB), Memphis St. . . . .	1971
Brandon, David (LB), Memphis State . . . . .	1996-97
Breitenstein, Bob (G/T), Tulsa . . . . .	1969-70
Brett, Walt (G), Montana . . . . .	1976
Brewer, Sean (TE), San Jose State . . . . .	2003
Brezina, Greg (LB), Houston . . . . .	1968-69, 71-79
Britt, James (DB), LSU . . . . .	1983-87
Brock, Eric (S), Auburn . . . . .	2008-09
Brooking, Keith (LB), Georgia Tech . . . . .	1998-08
Brooks, Ethan (DT/OL), Williams College . . . . .	1996
Brooks, Jonathan (LB), Clemson . . . . .	1980
Broussard, Steve (RB), Washington St. . . . .	1990-93
Brown, Aaron (LB), Ohio State . . . . .	1986-87
Brown, Charlie (WR), SC State . . . . .	1985-87
Brown, Clay (TE), Brigham Young . . . . .	1982
Brown, Corey (WR), Tulsa . . . . .	2001
Brown, Greg (DE), Kansas State . . . . .	1987-88
Brown, Omar (S), North Carolina . . . . .	1998-99
Brown, Ray (S), W Texas State . . . . .	1971-78
Brown, Reggie (RB), Oregon . . . . .	1982
Brown, Shannon (DT), Alabama . . . . .	1996
Brown, Tyrone (WR), Toledo . . . . .	1995-96
Bruce, Aundray (LB), Auburn . . . . .	1988-91
Bruggeman, Rob (OL), Iowa . . . . .	2011
Brunson, Mike (WR/RB), Arizona St. . . . .	1970
Bryan, Rick (DT), Oklahoma . . . . .	1984-92
Bryant, Charles (RB), Allen . . . . .	1969
Bryant, Matt (K), Baylor . . . . .	2009-12
Bryant, Romby (WR), Tulsa . . . . .	1969

### B

Babineaux, Jonathan (DT), Iowa . . . . .	2005-12
Badanjek, Rick (RB), Maryland . . . . .	1987-88
Bailey, Jim (DT), Kansas . . . . .	1976-78
Bailey, Larry (DT), Pacific . . . . .	1974
Bailey, Stacey (WR), San Jose St. . . . .	1982-90
Baker, Eugene (WR), Kent . . . . .	1999-00
Baker, Sam (OT), USC . . . . .	2008-12
Baker, Tony (RB), East Carolina . . . . .	1986
Baldwin, Robert (RB), Duke . . . . .	1996
Banks, Chris (G), Kansas . . . . .	2000-01
Barnes, Gary (WR), Clemson . . . . .	1966-67
Barnes, Lew (WR/KR), Oregon . . . . .	1988
Barnett, Doug (C) Azusa Pacific . . . . .	1987
Barnett, Oliver (DT), Kentucky . . . . .	1990-92
Bartkowski, Steve (QB), California . . . . .	1975-85
Bates, Patrick (S), Texas A&M . . . . .	1996
Batiste, D'Anthony (OL), Louis.-Lafayette . . . . .	2007
Bayne, Chris (S), Fresno State . . . . .	1997-98
Bean, Bubba (RB), Texas A&M . . . . .	1976-80
Beasley, Aaron (CB), West Virginia . . . . .	2004
Bebout, Nick (T), Wyoming . . . . .	1973-75
Beck, Jordan (LB), Cal Poly . . . . .	2006
Beckman, Brad (TE), Nebraska-Omaha . . . . .	1989
Bell, Bill (PK), Kansas . . . . .	1971-72
Bell, Kerwin (QB), Florida . . . . .	1988





Bryant, Warren (T), Kentucky ..... 1978-83  
 Buchanan, Ray (CB), Louisville ..... 1997-03  
 Buckley, Marcus (LB), Texas A&M ..... 2000  
 Burke, Vern (WR), Oregon St. .... 1966  
 Burley, Gary (DT), Pittsburgh ..... 1984  
 Burrough, John (DT), Wyoming ..... 1995-98  
 Burrow, Ken (WR), San Diego St. .... 1971-75  
 Burson, Jimmy (CB/S), Auburn ..... 1968  
 Bush, Devin (S), Florida State ..... 1995-98  
 Bush, Rafael (S), South Carolina St. .... 2010  
 Butler, Bobby (CB), FSU ..... 1981-92  
 Butler, Jim (RB), Edward Waters ..... 1968-71  
 Byas, Rick (DB), Wayne St. .... 1974-80

## C

Cabral, Brian (LB), Colorado ..... 1979  
 Cahill, Dave (DT), Northern Arizona ..... 1969  
 Cain, Lynn (RB), USC ..... 1979-84  
 Calland, Lee (CB), Louisville ..... 1966-68  
 Calloway, Chris (WR), Michigan ..... 1999  
 Camp, Reggie (DE), California ..... 1988  
 Campbell, Scott (QB), Purdue ..... 1986-90  
 Campbell, Sonny (RB), North Arizona ... 1970-71  
 Carpenter, Keion (S), Virginia Tech. . 2002-03, 05  
 Carrington, Paul (DE), Central Fla. .... 2006  
 Carter, Marty (S), Midd. Tenn. St. .... 1999-01  
 Carty, Johndale (S), Utah State. .... 1999-02  
 Case, Scott (DB), Oklahoma ..... 1984-94  
 Cash, Antoine (LB), SMU ..... 2005  
 Cash, Chris (CB), USC ..... 2005  
 Cash, Rick (DE), NE Missouri ..... 1968  
 Casillas, Tony (DT), Oklahoma ..... 1986-90  
 Cason, Wendell (DB), Oregon ..... 1985-87  
 Cavness, Grady (CB), Texas-El Paso. .... 1970  
 Cawley, Mike (QB), James Madison ..... 1996  
 Cerne, Joe (C), Northwestern ..... 1968  
 Chaffey, Pat (RB), Oregon St. .... 1991  
 Chambers, Kirk (OL), Stanford ..... 2011  
 Chandler, Chris (QB), Washington ..... 1997-01  
 Chapman, Mike (G), Texas ..... 1984  
 Chiaverini, Dale (WR), Colorado ..... 2002  
 Childs, Henry (TE), Kansas St. .... 1974  
 Chesson, Wes (WR), Duke ..... 1971-73  
 Christian, Bob (FB), Northwestern ..... 1997-02  
 Claridge, Dennis (QB), Nebraska ..... 1966  
 Claridge, Travis (G/T), USC ..... 2000-03  
 Clark, Bret (S), Nebraska ..... 1986-88  
 Clark, Vinnie (CB), Ohio St. .... 1993-94  
 Claxton, Ben (G), Mississippi ..... 2005  
 Claybo, Tyson (G), Wake Forest ..... 2006-12  
 Clayton, Stan (T/G), Penn State ..... 1988-89  
 Cobb, DeAndra (RB), Michigan State ..... 2005  
 Coffey, Junior (RB), Washington ..... 1966-67, 69  
 Coffman, Chase (TE), Missouri ..... 2012  
 Cogdill, Gail (WR), Washington St. .... 1969-70  
 Coia, Angelo (WR), USC ..... 1966  
 Coleman, Erik (S), Washington State ... 2008-09  
 Coleman, Lincoln (RB), Baylor ..... 1996  
 Coleman, Rod (DT), East Carolina ..... 2004-07

Collins, Calvin (G/C), Texas A&M ..... 1997-00  
 Collins, Shawn (WR), N Arizona ..... 1989-91  
 Collins, Sonny (RB), Kentucky ..... 1976  
 Condren, Glen (DT), Oklahoma ..... 1969-72  
 Cone, Kevin (WR), Georgia Tech ..... 2011-12  
 Conner, Darion (LB), Jackson State ..... 1990-93  
 Cook, Ed (G), Notre Dame ..... 1966-67  
 Cooper, Evan (DB), Michigan ..... 1988-89  
 Cope, Jim (LB), Ohio ..... 1976  
 Cordill, Olie (WR), Memphis St. .... 1968  
 Correal, Chuck (C), Penn St. .... 1979-80  
 Costello, Joe (LB), Central Connecticut . 1986-88  
 Cotrell, Ted (LB), Delaware Valley ..... 1969-70  
 Cotton, James (LB), Ohio State ..... 2003  
 Cotton, Marcus (LB), USC ..... 1988-89  
 Cousin, Terry (CB), South Carolina ..... 2000  
 Cox, Arthur (TE), Tex Southern ..... 1983-87  
 Cox, Mike (FB), Georgia Tech ..... 2011-12  
 Crocker, Chris (S), Marshall ..... 2006-07  
 Crockett, Henri (LB), Florida State ..... 1997-01  
 Croudip, David (DB), San Diego State ... 1985-88  
 Crowe, Larry (DB), Tex Southern ..... 1975  
 Crumpler, Alge (TE), North Carolina ... 2001-07  
 Curran, Willie (WR), UCLA ..... 1982-84  
 Curry, Buddy (LB), North Carolina ..... 1980-87

## D

Dabney, Carlton (DT), Morgan St. .... 1968  
 Dahl, Harvey (OG), Nevada-Reno ..... 2007-10  
 Daluiso, Brad (K), UCLA ..... 1991  
 Dantzler, Woodrow (RB), Clemson ..... 2003  
 Davis, Antone (T) Tennessee ..... 1996-97  
 Davis, Brad (RB), LSU ..... 1975  
 Davis, Chauncey (DE), FSU ..... 2005-10  
 Davis, Dominique (QB), East Carolina ..... 2012  
 Davis, Drew (WR), Oregon ..... 2012  
 Davis, Nathan (DT), Indiana ..... 1997  
 Davis, Greg (K), Citadel ..... 1987-90  
 Davis, Mitch (LB), Georgia ..... 1994  
 Davis, Paul (LB), North Carolina ..... 1981-82  
 Davis, Ron (DB), Tennessee ..... 1995  
 Davis, Scott (G), Iowa ..... 1997  
 Daykin, Tony (LB), Georgia Tech ..... 1979-81  
 DeBerg, Steve (QB), San Jose St. .... 1998  
 DeCoud, Thomas (S), California ..... 2008-12  
 Dent, Akeem (LB), Georgia ..... 2011-12  
 Denton, Tim (CB), Sam Houston St. .... 1996-97  
 Detmer, Ty (QB), BYU ..... 2004-05  
 Dickerson, Eric (RB), SMU ..... 1993  
 Dils, Steve (QB), Stanford ..... 1988  
 Dimry, Charles (DB), UNLV ..... 1988-90  
 Dinkins, Howard (LB), Florida St. .... 1992-93  
 Dixon, Corey (WR), Nebraska ..... 1994  
 Dixon, Floyd (WR), Stephen F. Austin. ... 1986-91  
 Dixon, Rich (LB), California ..... 1983  
 Dodd, Al (WR), NW Louisiana St. .... 1973-74  
 Doleman, Chris (DE), Pittsburgh ..... 1994-95  
 Donaldson, Jeff (S), Colorado ..... 1991-93  
 Donnelly, Rick (P), Wyoming ..... 1985-88



Donohoe, Mike (TE), U-of-SF. . . . .1968, 1970-71  
 Douglas, Harry (WR), Louisville. . . . .2008-12  
 Downs, Gary (RB), N.C. State. . . . .1997-00  
 Draft, Chris (LB), Stanford. . . . .2000-04  
 Dronett, Shane (DT), Texas. . . . .1996-02  
 Duckett, T.J. (RB), Michigan St. . . . .2002-05  
 Dudley, Kevin (FB), Michigan. . . . .2006  
 Dufour, Dan (C/G), UCLA. . . . .1983-84  
 Duich, Steve (G), San Diego St. . . . .1968  
 Dukes, Jamie (G), Florida State. . . . .1986-93  
 Dunaway, Dave (WR), Duke. . . . .1968  
 Dunbar, LaTarence (WR), TCU. . . . .2003  
 Duncan, Jamie (LB), Vanderbilt. . . . .2004  
 Dunn, Perry Lee (RB), Mississippi. . . . .1966-68  
 Dunn, Warrick (RB), Florida St. . . . .2002-07  
 Dwight, Tim (WR), Iowa. . . . .1998-00

## E

East, Ron (DT), Montana St. . . . .1976  
 Eastering, Ray (S), Richmond. . . . .1972-79  
 Eatman, Irv, (T), UCLA. . . . .1994  
 Eaton, Tracey (S), Portland St. . . . .1991-93  
 Eber, Rick (WR), Tulsa. . . . .1968  
 Edwards, Antonio (DE), Valdosta St. . . . .1998  
 Edwards, Antuan (S), Clemson. . . . .2005  
 Edwards, Brad (S), South Carolina. . . . .1994-96  
 Edwards, Ray (DE), Purdue. . . . .2011  
 Edwards, Terrence (WR), Georgia. . . . .2003  
 Elam, Jason (K), Hawaii. . . . .2008-09  
 Eley, Monroe (RB), Arizona St. . . . .1975-78  
 Ellis, Clarence (CB), Notre Dame. . . . .1972-74  
 Elliott, Jamin (WR), Delaware. . . . .2006  
 Emanuel, Bert (WR), Rice. . . . .1994-97  
 Emery, Larry (RB), Wisconsin. . . . .1987  
 Enderle, Dick (G), Minnesota. . . . .1969-71  
 English, R.J. (WR), Pittsburgh. . . . .2002  
 Epps, Tory (NT), Memphis State. . . . .1990-92  
 Esposito, Mike (RB), Boston College. . . . .1976-79  
 Etter, Bob (K), Georgia. . . . .1968-69  
 Everett, Major (RB), Mississippi College. . . . .1987  
 Ewing, Bradie (FB), Wisconsin. . . . .2012

## F

Farmer, Karl (WR), Pittsburgh. . . . .1976-77  
 Farris, Jimmy (WR), Montana. . . . .2002-04  
 Faumuina, Wilson (DT), San Jose St. . . . .1977-81  
 Favre, Brett (QB), So Miss. . . . .1991  
 Feely, Jay (K), Michigan. . . . .2001-04  
 Ferguson, Jim (C), USC. . . . .1969  
 Fields, Edgar (DT), Texas A&M. . . . .1977-80  
 Fields, Scott (LB), Southern California. . . . .1996  
 Finneran, Brian (WR), Villanova. . . . .2000-10  
 Fishback, Joe (S), Carson-Newman. . . . .1991-92  
 Fitzgerald, Mike (CB/S), Iowa State. . . . .1967  
 Flatley, Paul (WR), Northwestern. . . . .1968-69  
 Flemons, Ronald (DE), Texas A&M. . . . .2001-02  
 Flowers, Kenny (RB), Clemson. . . . .1987, 1989  
 Ford, Darryl (LB), New Mexico St. . . . .1994  
 Forney, Kynan (G), Hawaii. . . . .2001-07

Fortin, Roman (C), San Diego State. . . . .1992-97  
 Fortner, Larry (WB), Miami-Ohio. . . . .1980  
 Foster, Renardo (OL), Louisville. . . . .2007  
 Fountaine, Jamal (LB), Washington. . . . .1997  
 Foxworth, Domonique (CB), Maryland. . . . .2008  
 Fralic, Bill (G/T), Pittsburgh. . . . .1985-92  
 Francis, Wallace (WR), Arkansas AM&N. . . . .1975-81  
 Franklin, George (RB), Texas A&I. . . . .1978  
 Franks, Dominique (CB), Oklahoma. . . . .2010-12  
 Fraser, Simon (DE), Ohio State. . . . .2008  
 Freeman, Mike (CB/S), Fresno St. . . . .1968-70  
 Fritsch, Ted (C), St. Norbert. . . . .1972-75  
 Frye, David (LB), Purdue. . . . .1983-85  
 Fudge, Jamaal (S), Clemson. . . . .2008-09  
 Fulhage, Scott (P), Kansas St. . . . .1989-91  
 Fuller, Randy (CB), Tennessee St. . . . .1998

## G

Gagliano, Bob (QB), Utah St. . . . .1993  
 Gaison, Blane (S), Hawaii. . . . .1981-84  
 Gallagher, Frank (G), N Carolina. . . . .1973  
 Gallarda, Tommy (TE), Boise State. . . . .2012  
 Gandy, Wayne (T), Auburn. . . . .2006-08  
 Gann, Mike (DE), Notre Dame. . . . .1985-93  
 Gardner, Derrick (CB), California. . . . .1999  
 Gardner, Moe (NT), Illinois. . . . .1991-96  
 Garza, Roberto (C/G), Tex. A&M Kings. . . . .2001-04  
 Gaylor, Trevor (WR), Miami (Ohio). . . . .2002  
 Geathers, James (DT), Wichita St. . . . .1993-95  
 George, Jeff, (QB), Illinois. . . . .1994-96  
 George, Ron (LB), Stanford. . . . .1993-96  
 Gia Garcia, Jim (DE), Purdue. . . . .1968  
 George, Steve (DT), Houston. . . . .1976  
 Geredine, Thomas (WR), NE Missouri St. . . . .1973-74  
 German, Jammi (WR), Miami. . . . .1998-00  
 Germany, Willie (S), Morgan St. . . . .1972  
 Giacomarro, Ralph (P), Penn State. . . . .1983-85  
 Gibson, Damon (WR/KR), Iowa. . . . .2002  
 Gilbert, Lewis (TE), Florida. . . . .1978-79  
 Gilbert, Tony (LB), Georgia. . . . .2008-09  
 Gilliam, John (WR), South Carolina St. . . . .1976  
 Gipson, Paul (RB), Houston. . . . .1969-70  
 Glass, Glenn (WR), Tennessee. . . . .1966  
 Glazebrook, Bob (DB), Fresno St. . . . .1978-83  
 Glymph, Junior (DE), Carson-Newman. . . . .2004-05  
 Goff, Willard (DT), W Texas St. . . . .1985  
 Goldberg, Bill (NT), Georgia. . . . .1992-94  
 Gonzalez, Tony (TE), California. . . . .2009-12  
 Goodwin, Doug (RB), Maryland St. . . . .1968  
 Gordon, Darrien (CB/PR), Stanford. . . . .2001  
 Gordon, Dwayne (LB), New Hampshire. . . . .1993-94  
 Gordon, Tim (S), Tulsa. . . . .1987-90  
 Gotshalk, Len (T), Humboldt St. . . . .1972-76  
 Graziani, Tony (QB), Oregon. . . . .1997-00  
 Green, Harold (RB), South Carolina. . . . .1997-98  
 Green, Lamont (LB), Florida State. . . . .1999  
 Green, Tim (LB), Syracuse. . . . .1986-93  
 Greene, Tiger (DB), Western Carolina. . . . .1985  
 Griffith, Justin (FB), Mississippi State. . . . .2003-06





Grimes, Brent (CB), Shippensburg. . . . . 2007-12  
 Grimm, Dan (G/C), Colorado . . . . . 1966-68  
 Gunn, Harland (G), Miami . . . . . 2012

## H

Haji-Sheikh, Ali (K), Michigan . . . . . 1986  
 Hall, Corey (S), Appalachian State . . . . . 2001  
 Hall, Cory (S), Fresno State . . . . . 2003-04  
 Hall, DeAngelo (CB), Virginia Tech . . . . . 2004-07  
 Hall, Travis (DT), BYU . . . . . 1995-03  
 Hallen, Bob (G/T), Kent State. . . . . 1998-01  
 Halverson, Dena (LB), Washington. . . . . 1970  
 Hamilton, Conrad (CB), East. New Mexico . . . 2001  
 Hamilton, Ruffin (LB), Tulane . . . . . 1997-99  
 Hampton, Dave (RB), Wyoming. . . . . 1972-75  
 Hansen, Don (LB), Illinois. . . . . 1969-75  
 Hanspard, Byron (RB), Texas Tech. . . . . 1997-99  
 Harmon, Tom (G), Gus, Adolphus. . . . . 1967  
 Harper, John (LB), So Illinois . . . . . 1983  
 Harper, Roger (S), Ohio St. . . . . 1993-95  
 Harris, Antoine (S), Louisville . . . . . 2007-09  
 Harris, Bill (RB), Colorado . . . . . 1968  
 Harris, Josh (LS), Auburn . . . . . 2012  
 Harris, Leonard (WR), Texas Tech. . . . . 1994  
 Harris, Ronnie (WR), Oregon . . . . . 1998-99  
 Harris, Roy (DT), Florida. . . . . 1984-85  
 Harrington, Joey (QB), Oregon. . . . . 2007  
 Harrison, Dennis (DE), Vanderbilt. . . . . 1986-87  
 Hart, Leo (QB), Duke . . . . . 1971  
 Hartsock, Ben (TE), Ohio State . . . . . 2008  
 Hartwell, Edgerton (LB), Western Illinois 2005-06  
 Hauschka, Steve (K), North Carolina St. . . . 2009  
 Hawkins, Alex (WR), South Carolina . . . . . 1966-67  
 Hawley, Joe (C), UNLV . . . . . 2010-12  
 Haworth, Steve (DB), Oklahoma . . . . . 1983-84  
 Havig, Dennis (G), Colorado . . . . . 1972-75  
 Hayden, Kelvin (CB), Illinois. . . . . 2011  
 Hayes, Mercury, (WR), Michigan . . . . . 1997  
 Hayes, Tom (CB), San Diego St. . . . . 1971-75  
 Haynes, Michael (WR), N Arizona . . . 1988-93, '97  
 Haynes, Verron (FB), Georgia . . . . . 2009  
 Heard, Ronnie (S), Mississippi . . . . . 2005  
 Heath, Rodney (CB), Minnesota. . . . . 2002  
 Hebert, Bobby (QB), NW Louisiana . . . . . 1993-96  
 Heck, Ralph (LB), Colorado . . . . . 1966-68  
 Heller, Ron (TE), Oregon St. . . . . 1989  
 Herman, Chuck (G), Arkansas . . . . . 1980  
 Herndon, Steve (G), Georgia. . . . . 2004  
 Herron, Mack (RB), Kansas St. . . . . 1975  
 Hester, Jessie (WR), FSU . . . . . 1988  
 Hettema, Dave (T), New Mexico. . . . . 1970  
 Heyward, Craig (RB), Pittsburgh . . . . . 1994-96  
 Higdon, Alex (TE), Ohio State. . . . . 1988  
 Hill, Drew (WR), Georgia Tech. . . . . 1992-93  
 Hill, Kahlil (WR), Iowa. . . . . 2002  
 Hill, Tye (CB), Clemson . . . . . 2009  
 Hilton, Roy (DE), Jackson St. . . . . 1975  
 Hinson, Billy (G), Florida. . . . . 1986  
 Hinton, Chris (T), Northwestern . . . . . 1990-93

Hodge, Floyd (WR), Utah. . . . . 1982-84  
 Holecek, John (LB), Illinois. . . . . 2002  
 Holly, Bob (QB), Princeton . . . . . 1984-85  
 Holmes, Lamar (T), Southern Miss. . . . . 2012  
 Holmes, Rudy (DE), Drake. . . . . 1974  
 Holt, Pierce (DL), Angelo St. . . . . 1993-95  
 Hope, Chris (S), Florida St . . . . . 2012  
 Hoover, Houston (T), Jackson State. . . . . 1988-92  
 Horn, Joe (WR), Itawamba (JC). . . . . 2007  
 House, Raymond (DE), Arkansas . . . . . 2003  
 Houston, Chris (CB), Arkansas. . . . . 2007-09  
 Houston, Harrison (WR), Florida. . . . . 1994  
 Howard, Ed (WR), Rice. . . . . 1995  
 Howe, Glen (T), So Mississippi . . . . . 1985-86  
 Howell, Pat (G), USC . . . . . 1979-83  
 Hudlow, Floyd (CB/S), Arizona. . . . . 1967-68  
 Hudson, Chris (S), Colorado . . . . . 2001  
 Huff, Ben (DT), Michigan. . . . . 1999  
 Hughes, Bob (DE), Jackson St. . . . . 1967-69  
 Humphrey, Claude (DE), Tenn. St. 1968-74, 76-78  
 Hunter, John (T), BYU . . . . . 1989-91  
 Hunter, Scott (QB), Alabama. . . . . 1976-78  
 Huntley, Kevin (DE), Kansas State. . . . . 2007  
 Huntley, Richard (RB), Winston-Salem . . . . 1996  
 Hutchinson, Tom (WR), Kentucky. . . . . 1966

## I

Irons, David (CB), Auburn . . . . . 2007-08

## J

Jack, Eric (CB), New Mexico . . . . . 1994-95  
 Jackson, Alfred (WR), Texas. . . . . 1978-84  
 Jackson, Chevis (CB), LSU . . . . . 2008-09  
 Jackson, Ernie (CB), Duke. . . . . 1978  
 Jackson, Grady (DT), Knoxville . . . . . 2006-08  
 Jackson, Jeff (LB), Auburn . . . . . 1984-85  
 Jackson, Larron (G), Missouri. . . . . 1975-76  
 Jackson, Marlion (RB), Saginaw Valley St . . 2006  
 Jackson Robert (LB), Texas A&M . . . . . 1982  
 Jackson, Tommy (DL), Auburn. . . . . 2006  
 Jackson, Tyoka (DL), Penn State . . . . . 1994  
 Jackson, Willie (WR), Florida . . . . . 2002  
 James, John (P), Florida . . . . . 1972-81  
 James, Robert (LB), Arizona State. . . . . 2009-12  
 Jamison, Brandon (LB), West Georgia . . . . 2006  
 Jarvis, Ray (WR), Norfolk St. . . . . 1971-72  
 Jasper, Ed (DT), Texas A&M . . . . . 1999-03  
 Jefferson, Jason (DT), Wisconsin . . . . . 2008  
 Jefferson, Shawn (WR), Central Florida 2000-02  
 Jenke, Noel (LB), Minnesota . . . . . 1972  
 Jenkins, Alfred (WR), Morris Brown. . . . . 1975-83  
 Jenkins, Michael (WR), Ohio State. . . . . 2004-10  
 Jennings, Adam (WR), Fresno State. . . . . 2006-08  
 Jerry, Peria (DT), Mississippi . . . . . 2009-12  
 Jervy, Travis (RB), The Citadel . . . . . 2001-03  
 Jobko, Bill (LB), Ohio St. . . . . 1966  
 Johnson, Billy (WR), Widener. . . . . 1982-87  
 Johnson, Derrick (CB), Washington . . . . . 2006  
 Johnson, D.J. (CB), Kentucky. . . . . 1994-96



Johnson, Doug (QB), Florida ..... 2000-03  
 Johnson, Ellis (DL), Florida ..... 2002-03  
 Johnson, Eric (LB), Nebraska ..... 2004  
 Johnson, Gartrell (RB), Colorado St. .... 2010  
 Johnson, Kenny (DB), Mississippi St. .... 1980-86  
 Johnson, Mike (OL), Alabama ..... 2010-12  
 Johnson, Norm (K) UCLA ..... 1991-94  
 Johnson, Randy (QB), Texas A&I ..... 1966-70  
 Johnson, Rudy (RB), Nebraska ..... 1966  
 Johnson, Thomas (DT), Middle Tenn. St. .... 2009  
 Johnson, Tracy (RB), Clemson ..... 1990-91  
 Johnson, Undra (RB), W Virginia ..... 1989  
 Jones, Bob (WR), San Diego St. .... 1969  
 Jones, Bob (DB), Virginia Union ..... 1975-76  
 Jones, Derrick (DE), Grand Valley State .... 2007  
 Jones, Earl (DB), Norfolk St. .... 1980-83  
 Jones, Henry (S), Illinois ..... 2002  
 Jones, Jerry (DT), Bowling Green ..... 1966  
 Jones, Joey (WR), Alabama ..... 1986  
 Jones, Julio (WR), Alabama ..... 2011-12  
 Jones, June (QB), Portland St. .... 1977-79  
 Jones, Keith (RB), Illinois ..... 1989-92  
 Jones, Tony (WR), Texas ..... 1992  
 Jordan, Antony (LB), Vanderbilt ..... 2000-01  
 Jordan, Brian (S), Richmond ..... 1989-91

## K

Kadela, Dave (T), Virginia Tech ..... 2001  
 Kanell, Danny (QB), Florida State ..... 1999-00  
 Kay, Rick (LB), Colorado ..... 1977  
 Kelly, Jeff (LB), Kansas State ..... 1999-02  
 Kelly, Reggie (TE), Miss. State ..... 1999-02, 2011  
 Kelly, Todd (DE), Tennessee ..... 1996  
 Kendrick, Vince (RB), Florida ..... 1974-75  
 Kenn, Mike (T), Michigan ..... 1978-94  
 Kennedy, Lincoln (G/T), Washington ... 1993-95  
 Kerney, Patrick (DE), Virginia ..... 1999-06  
 Kiewel, Jeff (G), Arizona ..... 1985-87  
 Kinchen, Todd (WR), Louisiana State ... 1997-98  
 Kindle, Gregg (G), Tennessee St. .... 1976  
 King, Austin (C), Northwestern ..... 2004-06  
 Kirouac, Lou (G/K), Boston College .... 1966-67  
 Kittner, Kurt (QB), Illinois ..... 2002-03  
 Klein, Perry (QB), C.W. Post ..... 1994-95  
 Knight, Leander (CB), Montclair St. .... 1988  
 Knutson, Matt (OL), North Dakota ..... 2003  
 Koenen, Michael (P), W. Washington ... 2005-10  
 Koepfer, Rich (T), Oregon State ..... 1966  
 Komlo, Jeff (QB), Delaware ..... 1982  
 Konz, Peter (C/G), Wisconsin ..... 2012  
 Kozlowski, Brian (TE), Connecticut ..... 1997-03  
 Kramer, Erik (QB), N Carolina St. .... 1987  
 Kraynak, Rich (LB), Pittsburgh ..... 1987  
 Krepfle, Keith (TE), Iowa St. .... 1982  
 Kuechenberg, Rudy (LB), Indiana ..... 1971  
 Kunz, George (T), Notre Dame ..... 1969-74  
 Kupp, Jake (G), Washington ..... 1967  
 Kuykendall, Fulton (LB), UCLA ..... 1975-84

## L

Lake, Antwan (DE), West Virginia ..... 2004-05  
 Lamb, Ron (RB), South Carolina ..... 1972  
 Landrum, Mike (TE), So Miss ..... 1984  
 Lang, Gene (RB), LSU ..... 1988-90  
 Laughlin, Jim (LB), Ohio St. .... 1980-82, 87  
 Lavalais, Chad (DT), LSU ..... 2004-05  
 Lavan, Al (S), Colorado St. U ..... 1969-70  
 Lawrence, Kent (WR), Georgia ..... 1970  
 Lawrence, Rolland (DB), Tabor ..... 1973-80  
 Layne, George (FB), TCU ..... 2001-03  
 Leake, John (LB), Florida ..... 2005-06  
 Le Bel, Harper (TE), Col St. .... 1991-96  
 Ledbetter, Monte (WR), NW Louisiana ..... 1969  
 Lee, Bob (WR), Minnesota ..... 1969  
 Lee, Bob (QB), Pacific ..... 1973-74  
 Lee, Danzell (TE), Lamar ..... 1988  
 Lee, Dwight (RB), Michigan St. .... 1968  
 Lee, Ron (OL), Baylor ..... 1983  
 Leftwich, Byron (QB), Marshall ..... 2007  
 Lehr, Matt (G), Virginia Tech ..... 2005-06  
 Lelie, Ashley (WR), Hawaii ..... 2006  
 Lemmerman, Bruce (QB), San Fern. Val. . 1968-69  
 Lester, Fred (FB), Alabama A&M ..... 1997  
 Lens, Greg (DT), Trinity Texas ..... 1970-71  
 Levenick, Dave (LB), Wisconsin ..... 1983-84  
 Lewis, John (WR), Oklahoma St. .... 2003  
 Lewis, Mike (DT), Arkansas AM&N ..... 1971-79  
 Lewis, Trey (NT), Washburn ..... 2007-10  
 Linden, Errol (T), Houston ..... 1966-68  
 Lofton, Curtis (LB), Oklahoma ..... 2008-11  
 Logan, Ernie (DE), East Carolina ..... 1993  
 Loneker, Keith (G), Kansas ..... 1996  
 Long, Bob (WR), Wichita State ..... 1968  
 Lothridge, Billy (P/S), Georgia Tech .... 1966-71  
 Loveall, Calvin (CB), Idaho ..... 1988  
 Lowe, Amare (S), Washington ..... 2005-06  
 Luckhurst, Mick (K), California ..... 1981-87  
 Lyles, Robert (LB), TCU ..... 1990-91  
 Lyons, Mitch (TE), Michigan State ..... 1993-96

## M

Mabra, Ron (DB), Howard ..... 1975-76  
 Mack, Red (WR), Notre Dame ..... 1966  
 Mahelona, Jesse (DT), Tennessee ..... 2007  
 Malancon, Rydell (LB), Louisiana State ..... 1984  
 Mallard, Josh (DE), Georgia ..... 2006-07  
 Mallory, John (S), West Virginia ..... 1967  
 Malone, Art (RB), Arizona State ..... 1970-74  
 Mankins, Jim (RB), Florida State ..... 1967  
 Manley, Phillip Keith (G), Toledo ..... 2012  
 Manning, Rosie (T), NE Oklahoma ..... 1972-75  
 Marchlewski, Frank (C), Minnesota ..... 1966-68  
 Marshall, Randy (DE), Linfield ..... 1970-71  
 Marshall, Rich (DT), Stephen F Austin ..... 1966  
 Marshall, Whit (LB), Georgia ..... 1999  
 Martin, Billy (TE), Georgia Tech ..... 1966-67  
 Martin, Charles (NT), Livingston ..... 1988  
 Martin, Tony (WR), Mesa ..... 1998, 2001



Marx, Greg (DT), Notre Dame . . . . .	1973	Mills, Shawn (WR), Southern Miss . . . . .	2001
Massaquoi, Jonathan (DE), Troy . . . . .	2012	Milloy, Lawyer (S), Washington . . . . .	2006-08
Mathis, Kevin (CB), Texas A&M-Comm.02-04, 06		Milner, Martrez (TE), Georgia . . . . .	2007-08
Mathis, Terance (WR), New Mexico . . . . .	1994-01	Mims, David (WR), Baylor . . . . .	1993-94
Matlock, John (C), Miami . . . . .	1970-71	Mitchell, Barry (DE), Idaho . . . . .	1997
Matthews, Al (TE), Vanderbilt . . . . .	1983-85	Mitchell, Brian (CB), BYU . . . . .	1991-92
Matthews, Aubrey (WR), Delta State . . . . .	1986-88	Mitchell, Charles (S), Mississippi St . . . . .	2012
Matthews, Clay (LB), Southern Cal . . . . .	1994-96	Mitchell, Ken (LB), UNLV . . . . .	1973-74
Matthews, Cliff (DE), South Carolina . . . . .	2011-12	Mitchell, Jim (TE), Prairie View . . . . .	1969-79
Matthews, Henry (RB), Michigan St . . . . .	1973	Mitchell, Leonard (T), Houston . . . . .	1987
Maurer, Andy (G), Oregon . . . . .	1970-73	Mitchell, Roland (CB), Texas Tech . . . . .	1990
Maxie, Brett (S), Texas Southern . . . . .	1994	Mohr, Chris (P), Alabama . . . . .	2001-04
Mayberry, James (RB), Colorado . . . . .	1979-81	Monroe, Rod (TE), Cincinnati . . . . .	1998-99
Mazzetti, Tim (K), Pennsylvania . . . . .	1978-80	Montgomery, Alton (S), Houston . . . . .	1993-95
McBride, Tod (CB), UCLA . . . . .	2003	Montgomery, Marv (T), USC . . . . .	1978
McBurrows, Gerald (S), Kansas . . . . .	1999-03	Moore, Michael (G), Troy State . . . . .	2003
McCadam, Kevin (S), Virginia Tech . . . . .	2002-05	Moore, Robert (S), Northwestern St . . . . .	1986-89
McCarthy, Brendan (RB), Boston Col . . . . .	1968	Moore, Ron (DT), Northwest. Okla. St . . . . .	2001
McCartney, Ron (LB), Tennessee . . . . .	1977-79	Moore, Tom (RB), Vanderbilt . . . . .	1967
McCauley, Tom (S/WR), Wisconsin . . . . .	1969-71	Moore, William (S), Missouri . . . . .	2009-12
McClain, Dewey (LB), E Central Univ . . . . .	1976-80	Moorehead, Kindal (DT), Alabama . . . . .	2008
McClain, Robert (CB), Connecticut . . . . .	2012	Morgan, Dwayne (OL), Clemson . . . . .	2003
McClure, Todd (C), LSU . . . . .	1999-12	Moriarty, Tom (S), Bowling Green . . . . .	1977-79, 81
McCord, Quentin (WR), Kentucky . . . . .	2001-03	Moroski, Mike (QB), Cal-Davis . . . . .	1979-84
McCown, Luke (QB), Louisiana Tech . . . . .	2012	Morris, Larry (LB), Georgia Tech . . . . .	1966
McCrary, Fred (FB), Mississippi St . . . . .	2004-06	Morton, Christian (CB), Illinois . . . . .	2004-05
McCrary, Greg (TE), Clark . . . . .	1975-77	Mraz, Mark (DE), Utah State . . . . .	1987
McDaniels, Pellom (DE), Oregon State . . . . .	1999-00	Mughelli, Ovie (FB), Wake Forest . . . . .	2007-11
McDermott, Gary (RB), Tulsa . . . . .	1969	Musser, Neal (LB), NC State . . . . .	1981-83
McDonald, Tommy (WR), Oklahoma . . . . .	1967		
McFadden, Paul (K), Youngstown State . . . . .	1989	<b>N</b>	
McGee, Molly (RB), Rhode Island . . . . .	1974	Nagle, Browning (QB), Louisville . . . . .	1995-96
McGill, Lenny (CB), Arizona State . . . . .	1996-97	Neal, Louis (WR), Prairie View . . . . .	1973-74
McGrew, Reggie (DT), Florida . . . . .	2002	Neil, Dallas (TE), Montana . . . . .	2000, 02
McInnis, Hugh (TE), So Mississippi . . . . .	1966	Newman, Keith (LB), North Carolina . . . . .	2003
McIntyre, Corey (FB), West Virginia . . . . .	2007	Newton, Cam (S), Furman . . . . .	2005-06
McIntyre, Cedrick (RB), Auburn . . . . .	1977	Nicholas, Stephen (LB), South Florida . . . . .	2007-12
McKinnely, Phil (T), UCLA . . . . .	1976-80	Nissley, Adam (TE), UCF . . . . .	2012
McKyer, Tim (CB), Tex-Arlington . . . . .	1991-92, '96	Nobis, Tommy (LB), Texas . . . . .	1966-76
McMillon, Steve (CB), Wyoming . . . . .	1989	Nofsinger, Terry (QB), Utah . . . . .	1967
McQuilken, Kim (QB), Lehigh . . . . .	1974-77	Norton, Jim (DT/DE), Washington . . . . .	1967-68
Meier, Kerry (WR), Kansas . . . . .	2010-12	Norwood, Jerious (RB), Mississippi . . . . .	2006-10
Merrow, Jeff (DE), W Virginia . . . . .	1975-83	Norwood, Ralph (OT), LSU . . . . .	1989
Metcalf, Eric (WR/RB), Texas . . . . .	1995-96		
Meyers, Eddie (RB), Navy . . . . .	1982	<b>O</b>	
Mialik, Larry (TE), Wisconsin . . . . .	1972-74	Odomes, Nate (CB), Wisconsin . . . . .	1996
Miano, Rich (S), Hawaii . . . . .	1995	Ogden, Ray (TE), Alabama . . . . .	1967-68
Middleton, Ron (TE), Auburn . . . . .	1986-87	Ogden, Ray (TE), Alabama . . . . .	1967-68
Mike-Mayer, Nick (K), Temple . . . . .	1973-77	Ojinnaka, Quinn (T), Syracuse . . . . .	2006-09
Mikeska, Russ (TE), Texas A&M . . . . .	1979-83	Oliver, Winslow (RB), New Mexico . . . . .	1999-00
Millen, Hugh (QB), Washington . . . . .	1988-90	Omiyale, Frank (T), Tennessee Tech . . . . .	2006
Miller, Brandon (DE), Georgia . . . . .	2008	O'Neal, Matt (C), Oklahoma . . . . .	2000
Miller, Brett (T), Iowa . . . . .	1983-88	Ortega, Ralph (LB), Florida . . . . .	1975-78
Miller, Chris (QB), Oregon . . . . .	1987-92	Oswald, Paul (G), Kansas . . . . .	1988
Miller, Jim (QB), Michigan State . . . . .	1997	Overstreet, Will (LB), Tennessee . . . . .	2002-03
Miller, Jim (G) Iowa . . . . .	1971-72, 74	Owens, Chris (CB) San Jose State . . . . .	2009-12
Miller, Junior (TE), Nebraska . . . . .	1980-83	Owens, Dan (DT), Southern California . . . . .	1996-97
Miller, Nate (OL), Louisiana State . . . . .	1995-97	Oxendine, Ken (RB), Virginia Tech . . . . .	1998-99
Milling, James (WR), Maryland . . . . .	1991-92		

**P**

Pahukoa, Jeff (G/T), Washington ..... 1995-96  
 Palmer, Dick (LB), Kentucky ..... 1974  
 Palmer, Michael (TE), Clemson ..... 2010-12  
 Pattera, Greg (RB), Slippery Rock ..... 1989  
 Pathon, Jerome (WR), Washington ..... 2005  
 Patton, Ricky (RB), Jackson St. .... 1978  
 Paulk, Jeff (FB), Arizona St. .... 1999  
 Pearson, Dennis (WR), San Diego St. .... 1978-79  
 Peelle, Justin (TE), Oregon ..... 2008-10  
 Pellegrini, Joe (C), Harvard ..... 1984-86  
 Pegram, Erric (RB), N Tex St. .... 1991-94  
 Pennington, Terrance (OT), New Mexico ... 2007  
 Pennywell, Robert (LB), Grambling ..... 1977-80  
 Peprah, Charlie (S), Alabama ..... 2009  
 Perko, Mike (DT), Utah St. .... 1982  
 Peters, Corey (DT), Kentucky ..... 2010-12  
 Peterson, Mike (LB), Florida ..... 2009-12  
 Peterson, Todd (K), Georgia ..... 2005  
 Phillips, Anthony (CB), Tex. A&M Kingsv. 1994-96  
 Phillips, Jason (WR) Houston ..... 1991-93  
 Phillips, Ray (LB), North Carolina St. .... 1986  
 Philyaw, Mareno (WR), Troy State ..... 2000-01  
 Pickens, Bruce (CB), Nebraska ..... 1992  
 Pilgrim, Evan (G/C), BYU ..... 1999-00  
 Pillers, Lawrence (DT), Alcorn State ..... 1985  
 Pinner, Artose (RB), Kentucky ..... 2007  
 Pittman, Bryan (LS), Washington ..... 2009  
 Pitts, Mike (DE), Alabama ..... 1983-86  
 Pleasant, Anthony (DE), Tennessee St. .... 1997  
 Pleasant, Reggie (DB), Clemson ..... 1985  
 Plummer, Tony (S), Pacific ..... 1971-73  
 Poage, Ray (TE), Texas ..... 1971  
 Pollard, Marcus (TE), Bradley ..... 2008  
 Portilla, Jose (T), Arizona ..... 1998-99  
 Powell, Carlton (DT), Virginia Tech. .... 2011  
 Prater, Matt (K), Central Florida ..... 2007  
 Preston, Roell (WR), Mississippi ..... 1995-96  
 Price, Peerless (WR), Tennessee ..... 2003-04  
 Pridemore, Tom (S), West Virginia ..... 1978-85  
 Primus, James (RB), UCLA ..... 1988-89  
 Pringle, Mike (RB), Cal State-Fullerton ..... 1990  
 Pritchard, Mike (WR), Colorado ..... 1992-93  
 Pritchett, Billy Ray (RB), W. Texas St. .... 1976-77  
 Pritchett, Stanley (FB), South Carolina ..... 2004  
 Pritchett, Wes (LB), Notre Dame ..... 1991  
 Profit, Joe (RB), NE Louisiana ..... 1971-73  
 Provence, Andrew (DT), S Carolina ..... 1983-87  
 Pruitt, Etric (S), Southern Miss ..... 2004

**Q**

Quarterman, Kurt (OL), Louisville ..... 2007

**R**

Rackley, Derek (TE), Minnesota ..... 2000-05  
 Rade, John (LB), Boise St. .... 1983-92  
 Rader, Jason (TE), Marshall ..... 2008-09  
 Radloff, Wayne (C), Georgia ..... 1986-89  
 Rassas, Nick (S), Notre Dame ..... 1966-68

Ray, Eddie (RB), LSU ..... 1972-74  
 Ray, Terry (S), Oklahoma ..... 1992  
 Reaves, Ken (CB), Norfolk St. .... 1966-73  
 Rector, Ron (RB), Northwestern ..... 1966-67  
 Redding, Reggie (T), Cal St. Ful ..... 1991  
 Redman, Chris (QB), Louisville ..... 2007-11  
 Redmon, Anthony (G), Auburn ..... 2000  
 Redmond, Rudy (CB), Pacific ..... 1969-71  
 Reed, Frank (DB), Washington ..... 1976-80  
 Reed, Oscar (RB), Colorado State ..... 1975  
 Reese, Ike (LB), Michigan State ..... 2005-06  
 Reid, Michael (LB), Wisconsin ..... 1987-92  
 Reese, Guy (DT), SMU ..... 1966  
 Renfroe, Gilbert (QB), Tenn St. .... 1990  
 Reynolds, Garrett (OT), North Carolina . 2009-12  
 Richards, Bobby (DE), LSU ..... 1966-67  
 Richards, Dave (G), UCLA ..... 1994-96  
 Richardson, Al (LB), Georgia Tech. .... 1980-85  
 Richardson, Jerry (CB/S), W Texas St. .... 1966-67  
 Richardson, Wally (QB), Penn St. .... 1999  
 Riddick, Louis (S), Pittsburgh ..... 1992, '96  
 Ridlehuber, Preston (RB), Georgia ..... 1966  
 Riggie, Bob (S), Penn State ..... 1966-67  
 Riggs, Gerald (RB), Arizona St. .... 1982-88  
 Riley, Karon (LB), Minnesota ..... 2002-04  
 Rison, Andre (WR), Mich St. .... 1990-94  
 Ritcher, Jim (G), North Carolina St. .... 1994-95  
 Rivers, Ron (RB), Fresno State ..... 2000  
 Roberts, Gary (G), Purdue ..... 1970  
 Roberts, George (P), Virginia Tech ..... 1982  
 Roberts, Guy (LB), Maryland ..... 1976  
 Robertson, Jamal (RB), Ohio Northern ..... 2006  
 Robertson, Travian (DT), South Carolina .... 2012  
 Robinson, Bo (RB), W Texas St. .... 1981-83  
 Robinson, Dunta (CB), South Carolina .... 2010-12  
 Robinson, Eugene (S), Colgate ..... 1998-99  
 Robinson, Laurent (WR), Illinois State ... 2007-08  
 Robison, Tommy (G), Texas A&M ..... 1989  
 Robinson, Travaris (S), Auburn ..... 2003  
 Rodgers, Jacquizz (RB), Oregon St. .... 2011-12  
 Rogers, Doug (DE), Stanford ..... 1982  
 Rogers, Joe (WR), Texas Southern ..... 1994  
 Rogers, Sam (LB), Colorado ..... 2002-03  
 Romberg, Brett (C), Miami (Fla.) ..... 2009, 2011  
 Roques, Burnell (WR), Claremont ..... 1996  
 Ross, Derek (CB), Ohio State ..... 2003  
 Ross, Kevin (CB), Temple ..... 1994-95  
 Rossum, Allen (PR/KR/CB), Notre Dame 2002-06  
 Rozier, Mike (RB), Nebraska ..... 1990-91  
 Rubke, Karl (DT), USC ..... 1966-67  
 Ruether, Mike (C), Texas ..... 1990-93  
 Rushing, Marion (LB), So Illinois ..... 1966-68  
 Russ, Carl (LB), Michigan ..... 1975  
 Russell, Twan (LB), Miami ..... 2003  
 Ryan, Matt (QB), Boston College ..... 2008-12  
 Ryckman, Billy (WR), Louisiana Tech ..... 1977-79  
 Ryczek, Paul (C), Virginia ..... 1974-79





## S

Sabatino, Bill (DT), Colorado . . . . .	1969	Smith, Ed (TE), no college . . . . .	1997-98
Sadowski, Troy (TE), Georgia . . . . .	1990	Smith, Maurice (RB), North Car. A&T. . . . .	2000-02
Saffer, Michael (OL), UCLA . . . . .	2003	Smith, Mike (WR), Grambling . . . . .	1980
Salaam, Ephraim (T), San Diego St. . . . .	1998-01	Smith, Ralph (TE), Mississippi . . . . .	1969
Samuel, Asante (CB), UCF . . . . .	2012	Smith, Reggie (WR), NC Central . . . . .	1980-81
Sandeman, Bill (T), Pacific . . . . .	1967-73	Smith, Ron (CB/WR), Wisconsin . . . . .	1966-67
Sanders, Bob (LB), N Texas St. . . . .	1967	Smith, Royce (G), Georgia . . . . .	1974-76
Sanders, Deion (CB), Florida St. . . . .	1989-93	Smith, Tony (RB), Southern Miss. . . . .	1992-94
Sanders, Eric (T), Nevada-Reno . . . . .	1981-86	Smith, Vinson (LB), E Carolina . . . . .	1988
Sanders, James (S), Fresno State . . . . .	2011	Snelling, Jason (RB), Virginia . . . . .	2007-12
Sanders, Lewis (CB), Maryland . . . . .	2007	Snider, Malcolm (G), Stanford . . . . .	1969-71
Sanders, Ricky (WR), SW Texas St. . . . .	1994-95	Snyder, Todd (WR), Ohio U. . . . .	1970-72
Santiago, O.J. (TE), Kent State . . . . .	1997-99	Sobocinski, Phil (C), Wisconsin . . . . .	1968
Sauer, Craig (LB), Minnesota . . . . .	1996-99	Solomon, Jesse (LB), Florida St. . . . .	1992
Saxton, Brian (TE), Boston College . . . . .	1997	Spencer, Darryl (WR), Miami-Fla . . . . .	1994-95
Scales, Charlie (RB), Indiana . . . . .	1966	Spiller, Phil (S), Cal State-LA . . . . .	1968
Schmidt, Roy (G/T), Long Beach St. . . . .	1969	Spiva, Andy (LB), Tennessee . . . . .	1977
Schaub, Matt (QB), Virginia . . . . .	2004-06	Spivey, Mike (CB), Colorado . . . . .	1982
Schillinger, Shann (S), Montana . . . . .	2010-12	Stamps, Sylvester (WR), Jackson St. . . . .	1984-88
Schneck, Mike (LS), Wisconsin . . . . .	2007-09	Stanback, Haskel (RB), Tennessee . . . . .	1974-79
Schonert, Turk (QB), Stanford . . . . .	1986	Stanciel, Jeff (RB), Miss Valley . . . . .	1969
Schreiber, Adam (C/G), Texas . . . . .	1997-99	Stanley, Montavious (DT), Louisville . . . . .	2007
Schulters, Lance (S), Hofstra . . . . .	2006	Stecker, Aaron (RB), Western Illinois . . . . .	2009
Scott, Bryan (S), Penn State . . . . .	2003-05	Steinfort, Fred (PK), Boston College . . . . .	1977-78
Scott, Dave (T), Kansas . . . . .	1976-82	Stepanovich, Alex (C), Ohio State . . . . .	2008
Scott, Freddie (WR), Penn State . . . . .	1996	Stewart, Matt (LB), Vanderbilt . . . . .	2001-04
Scully, John (C), Notre Dame . . . . .	1981-90	Stewart, Steve (LB), Minnesota . . . . .	1978
Seay, Virgil (WR), Troy St. . . . .	1984	Still, Bryan (WR), Virginia Tech . . . . .	1999
Settle, John (RB), Appalachian . . . . .	1987-90	Stinson, Lemuel (CB), Texas Tech . . . . .	1993
Shabazz, Siddeeq (S), New Mexico State . . . . .	2003-04	Stokes, Barry (T), Eastern Michigan . . . . .	2005
Shaffer, Kevin (T), Tulsa . . . . .	2002-05	Stone, Daren (S), Maine . . . . .	2007
Sharp, Dan (TE), Texas Christian . . . . .	1987	Strahan, Art (DT), Texas Southern . . . . .	1968
Sharpe, Glenn (CB), Miami (Fla.) . . . . .	2008	Strong, Ray (RB), Nevada/Las Vegas . . . . .	1978-82
Shay, Jerry (DT), Purdue . . . . .	1968-69	Stutz, Boone (TE/LS) Texas A&M. . . . .	2006-07
Shears, Larry (CB), Lincoln, Mo . . . . .	1971	Stryzinski, Dan (P), Indiana . . . . .	1995-00
Shelley, Elbert (S), Arkansas State . . . . .	1987-96	Styles, Lorenzo (LB), Ohio State . . . . .	1995-96
Sherlag, Bob (WR), Memphis St. . . . .	1966	Suchy, Larry (CB), Mississippi College . . . . .	1968
Shiner, Dick (QB), Maryland . . . . .	1971-73	Sullivan, Jim (DE), Lincoln, MO . . . . .	1970
Shivers, Wes (T), Mississippi St. . . . .	2000	Sullivan, Pat (QB), Auburn . . . . .	1972-75
Shockley, D.J. (QB), Georgia . . . . .	2006-08	Sutter, Eddie (LB), Northwestern . . . . .	1997
Shropshire, Darrell (DT), South Carolina . . . . .	2005-06	Svitek, Will (OT), Stanford . . . . .	2009-12
Sidbury, Lawrence (DE), Richmond . . . . .	2009-12	Swayda, Shawn (DE), Arizona State . . . . .	1998-01
Sidle, Jimmy (TE/RB), Auburn . . . . .	1966	Szcecko, Joe (DT), Northwestern . . . . .	1966-68
Sieminski, Chuck (DT), Penn State . . . . .	1966-67		
Silvestri, Carl (CB-S), Wisconsin . . . . .	1966		
Simeta, Mike (DT), Kansas St. . . . .	1983		
Simoneau, Mark (LB), Kansas St. . . . .	2000-02		
Simmons, Jerry (WR), Bethune-Cookman . . . . .	1967-69		
Simon, Jim (G/T), Miami . . . . .	1966-68		
Sims, Joe (T), Nebraska . . . . .	1991		
Sloan, Steve (QB), Alabama . . . . .	1966-67		
Small, Gerald (CB), San Jose St. . . . .	1984		
Small, John (DT), Citadel . . . . .	1970-72		
Smigelsky, Dave (P), Virginia Tech . . . . .	1982		
Smith, Antone (RB), Florida State . . . . .	2010-12		
Smith, Brady (DE), Colorado St . . . . .	2000-05		
Smith, Chuck (DE), Tennessee . . . . .	1992-99		
Smith, Don (DE), Miami . . . . .	1979-84		

## T

Talbert, Don (T), Texas . . . . .	1966-68
Talley, Ben (LB), Tennessee . . . . .	1998
Talley, Darryl (LB), West Virginia . . . . .	1995
Tate, Rodney (RB), Texas . . . . .	1984
Taylor, Henry (DT), South Carolina . . . . .	2000
Taylor, Johnnie (LB), Hawaii . . . . .	1984-86
Taylor, Malcom (DE), Tennessee St. . . . .	1989
Taylor, Terry (CB), Southern Illinois . . . . .	1995
Taylor, Tony (LB), Georgia . . . . .	2007
Teague, Matthew (DE), Prairie View . . . . .	1981
Ten Napel, Garth (LB), Texas A&M. . . . .	1978
Thaxton, Galand (LB), Wyoming . . . . .	1989
Thibodeaux, Keith (CB), N.W. Louisiana . . . . .	1999
Thielemann, RC (G), Arkansas . . . . .	1977-84



Thierry, John (LB), Alcorn St. .... 2002  
 Thomas, Ben (DE), Auburn ..... 1989  
 Thomas, Chuck (G), Oklahoma ..... 1985  
 Thomas, George (WR), Nev.-Las Vegas . 1989-92  
 Thomas, Rodney (RB), Texas A&M..... 2001  
 Thomas, Sean (DB), TCU ..... 1985  
 Thompson, Michael (T), Tennessee St.... 2000-02  
 Thompson, Woody (RB), Miami. .... 1975-77  
 Thornal, Kevin (WR), S. Methodist ..... 1997  
 Tillman, Mike (DT), Montana. .... 1973-76  
 Tinker, Gerald (WR), Kent State. .... 1974-75  
 Tippins, Ken (LB), MTSU ..... 1990-95  
 Tobeck, Robbie (C), Washington St. .... 1993-99  
 Togia, Jerry (DL), Kansas St. .... 2002  
 Tolleson, Tommy (WR), Alabama ..... 1966  
 Tolliver, Billy Joe (QB), Texas Tech 1991-93, '96-97  
 Toloumu, David (RB), Hawaii. .... 1982  
 Toone, Tim (WR), Weber State ..... 2012  
 Torrence, Leigh (CB), Stanford ..... 2005  
 Traynham, Wade (K), Frederick ..... 1966-67  
 Tuaolo, Esera (DT), Oregon State ..... 1998  
 Tuggle, Jessie (LB), Valdosta State ..... 1987-00  
 Turnbull, Nick (DS), Florida International ... 2006  
 Turner, Jimmy (CB), UCLA ..... 1986-87  
 Turner, Michael (RB), Northern Illinois .. 2008-12  
 Tutson, Tom (DB), SC State ..... 1983  
 Tuttle, Perry (WR), Clemson. .... 1984  
 Tyner, Scott (P), Oklahoma State. .... 1994  
 Tyrrell, Tim (RB), No. Illinois ..... 1984-86

## U

Ulmer, Artie (LB), Valdosta State. .... 2001-05

## V

Van Note, Jeff (C), Kentucky ..... 1969-86  
 Vaughn, Darrick (CB/Ret), Southwest Tex. 2000-01  
 Vaughn, Khaleed (DE), Clemson ..... 2004  
 Veal, Demetrin (DT) ..... 2003  
 Verdin, Clarence (KR), SW Louisiana ..... 1994  
 Vick, Michael (QB), Virginia Tech ..... 2001-06  
 Vinson, Tony (RB), Towson State. .... 1995  
 Vinyard, Kenny (K), Texas Tech ..... 1970

## W

Wages, Harmon (RB), Florida ..... 1968-71, 73  
 Wagoner, Danny (DB), Kansas ..... 1985  
 Walker, Chuck (DT), Duke ..... 1972-75  
 Walker, Cleo (LB), Louisville ..... 1971  
 Walker, Darnell (CB), Oklahoma ..... 1993-96  
 Walker, Vance (DT), Georgia Tech ..... 2009-12  
 Wallace, Anthony (RB), California. .... 1993  
 Walls, Darrin (CB), Notre Dame. .... 2011  
 Warwick, Lonnie (LB), Tenn Tech ..... 1973-74  
 Washington, Charles (S), Cameron. .... 1992-94  
 Washington, Joe (RB), Oklahoma ..... 1985  
 Washington, Joe (RB), Illinois St. .... 1973  
 Washington, Ronnie (LB), NE Louisiana St. ... 1985  
 Waskiewicz, Jim (C), Wichita St. .... 1969  
 Watson, Ryan (DL), Appalachian St. .... 2002

Weary, Fred (CB), Florida ..... 2002  
 Weatherford, Jim (S), Tennessee. .... 1969  
 Weatherspoon, Sean (LB), Missouri ..... 2010-12  
 Weatherley, Jim (C), None. .... 1976  
 Webster, Jason (CB), Texas A&M..... 2004-06  
 Weems, Eric (WR), Bethune-Cookman... 2007-11  
 Weiner, Todd (T), Kansas St. .... 2002-08  
 West, Ed (TE), Auburn ..... 1997  
 Wheelwright, Ernie (RB), So. Illinois ..... 1966-67  
 Whisenhunt, Ken (TE), Georgia Tech. .... 1985-88  
 White, Chris (DE), Southern ..... 2000  
 White, Dez (WR), Georgia Tech ..... 2004-05  
 White, Lyman (LB), LSU ..... 1981-82  
 White, Roddy (WR), UAB ..... 2005-12  
 White, William (S), Ohio State ..... 1997-98  
 Whitfield, Bob (OT), Stanford. .... 1992-03  
 Whitlow, Bob (C), Arizona ..... 1966  
 Widell, Dave (G), Boston College. .... 1998  
 Wiley, Chuck (DE), LSU ..... 2000-01  
 Wilkerson, Ben (C), LSU ..... 2007-08  
 Wilkes, Reggie (LB), Georgia Tech ..... 1986-87  
 Wilkins, Gary (TE), Georgia Tech ..... 1988-91  
 Wilkins, Marcus (LB), Texas ..... 2007  
 Williams, Brandon (CB), Michigan ..... 2003  
 Williams, Brian (CB), North Carolina State 2009-10  
 Williams, Clay (T), Indiana ..... 1996  
 Williams, Demorrio (LB), Nebraska .... 2004-07  
 Williams, Elijah (CB), Florida. .... 1998-01  
 Williams, Gene (G/T), Iowa State. .... 1996-99  
 Williams, Jimmy (CB), Virginia Tech. .... 2006-07  
 Williams, Joel (LB), Wis/LaCrosse 1979-82, 86-89  
 Williams, Keith (RB), SW Missouri ..... 1986  
 Williams, Richard (RB) Memphis St. .... 1983  
 Williams, Sam (DE), Michigan State. .... 1966-67  
 Williams, Thomas (DE), Wyoming ..... 1994  
 Williams, Travis (LB), Auburn. .... 2007  
 Williams, Tyrone (CB), Nebraska. .... 2003  
 Willig, Matt (T/G), Southern California. . 1996-97  
 Willis, Mitch (DT), SMU. .... 1988  
 Wilson, Brenard (S), Vanderbilt ..... 1987  
 Wilson, Jim (C), Georgia. .... 1967  
 Wilson, John Parker (QB), Alabama ..... 2009-10  
 Wilson, Wade (QB), East Texas St. .... 1992  
 Wimberly, Marcus (S), Miami. .... 1997  
 Windauer, Bill (DT), Iowa. .... 1976  
 Winkler, Randy (G), Tarleton St. .... 1968  
 Wire, Coy (LB), Stanford. .... 2008-10  
 Woerner, Scott (S), Georgia ..... 1981  
 Wolski, Bill (RB), Notre Dame. .... 1966  
 Wood, Bo (DE), North Carolina ..... 1967  
 Woodberry, Dennis (CB), S. Arkansas ..... 1986  
 Wright, James (TE), Texas Christian .... 1978-79  
 Wright, John (WR), Illinois ..... 1968  
 Wright, Nate (S), San Diego St. .... 1969

## Y

Yarno, George (C/G), Wash St. .... 1988  
 Yeates, Jeff (DT), Boston College ..... 1976-84  
 Young, Ben (TE), UT-Arlington ..... 1983





## RECENT MAJOR TRADES

---

### 2013

Traded its 2013 first round selection (30th overall), third round selection (92nd overall) and sixth round selection (198th overall) IN EXCHANGE FOR the St. Louis Rams 2013 first round pick (22nd overall) and a future seventh round pick. The Falcons selected CB Desmond Trufant from Washington

### 2012

Traded its 2012 seventh round selection (229th overall), IN EXCHANGE FOR Philadelphia Eagles CB Asante Samuel.

### 2011

Traded its 2011 first round selection (27th overall), second round pick (59th overall), fourth round selection (124th overall) and 2012 first and fourth round picks IN EXCHANGE FOR the Cleveland Browns 2011 first round pick (sixth overall). The Falcons selected WR Julio Jones from Alabama.

### 2010

Traded its 2010 second round pick to Kansas City IN EXCHANGE FOR TE Tony Gonzalez.

### 2009

Traded WR Laurent Robinson, fifth round (160<sup>th</sup> overall) and sixth round (196<sup>th</sup> overall) picks to St. Louis IN EXCHANGE FOR its fifth round (138<sup>th</sup> overall) and sixth round (176<sup>th</sup> overall) picks

### 2008

Traded seventh round pick to Denver IN EXCHANGE FOR CB Domonique Foxworth.

### 2007

Traded QB Matt Schaub to Houston IN EXCHANGE FOR undisclosed draft picks from Texans.

### 2006

Traded first round pick (15<sup>th</sup> overall) to Denver IN EXCHANGE FOR Broncos' first round pick (29<sup>th</sup> overall), third round pick (93<sup>rd</sup> overall) and 2007 seventh round pick. Falcons trade first round pick from Denver to New York Jets for DE John Abraham. Traded fourth round pick to Cleveland IN EXCHANGE FOR S Chris Crocker. Traded unconditional draft choice in 2007 and S Bryan Scott to New Orleans IN EXCHANGE FOR T Wayne Gandy.

### 2004

Traded second round pick (38<sup>th</sup> overall), third round pick (69<sup>th</sup> overall) and fourth round pick (125<sup>th</sup> overall) in 2004 to Indianapolis IN EXCHANGE FOR Indianapolis' first round pick (29<sup>th</sup> overall) and third round pick (90<sup>th</sup> overall) in 2004.

### 2004

Traded sixth round pick (174<sup>th</sup> overall) to Miami IN

EXCHANGE FOR Miami's sixth round pick (186<sup>th</sup> overall) and seventh round pick (219<sup>th</sup> overall) in 2004.

### 2003

Traded T Michael Thompson to Seattle IN EXCHANGE FOR a conditional draft pick in 2004.

### 2003

Traded first-round pick (23<sup>rd</sup> overall) in 2003 to Buffalo IN EXCHANGE FOR WR Peerless Price.

### 2003

Traded LB Mark Simoneau to Philadelphia IN EXCHANGE FOR Philadelphia's sixth-round pick (202<sup>nd</sup> overall, DB Wayne Bacon) in 2003.

### 2002

Traded conditional draft pick in 2004 to San Diego IN EXCHANGE FOR WR Trevor Gaylor.

### 2002

Traded first-round pick (17<sup>th</sup> overall) to Oakland IN EXCHANGE FOR Oakland's first-round (18<sup>th</sup> overall, RB T.J. Duckett) and fifth-round (158<sup>th</sup> overall, QB Kurt Kittner) picks.

### 2002

Traded third-round pick in 2003 to Houston IN EXCHANGE FOR Houston's fourth-round pick (116<sup>th</sup> overall, OL Martin Bibla) in 2002.

### 2001

Traded first- (fifth overall) and third-round picks in 2001, second-round pick in 2002 and WR Tim Dwight to San Diego IN EXCHANGE FOR San Diego's first round pick in 2001 (No. 1 overall, QB Michael Vick).

### 2001

Traded seventh-round pick in 2001 to Tampa Bay IN EXCHANGE FOR QB Eric Zeier.

### 2000

Traded TE O.J. Santiago to Dallas IN EXCHANGE FOR Dallas' fourth-round pick in 2001 (102<sup>nd</sup> overall, LB Matt Stewart).

### 1999

Traded first-round pick in 2000 to Baltimore IN EXCHANGE FOR Baltimore's second-round pick in 1999 (42<sup>nd</sup> overall, TE Reggie Kelly).

### 1997

Traded first- (third overall) and third-round (63<sup>rd</sup> overall) picks in 1997 to Seattle IN EXCHANGE FOR Seattle's first- (11<sup>th</sup> overall, CB Michael Booker), second (41<sup>st</sup> overall, RB Byron Hanspard), third-



(70<sup>th</sup> overall, TE O.J. Santiago) and fourth-round (100<sup>th</sup> overall, LB Henri Crockett) picks.

### 1997

Traded fifth-round pick (140<sup>th</sup> overall) in 1997, which was obtained from Oakland for Lincoln Kennedy, to Washington IN EXCHANGE FOR Washington's sixth- (180<sup>th</sup> overall, C Calvin Collins) and seventh-round (222<sup>nd</sup> overall, S Chris Bayne) picks.

### 1997

Traded fourth- (98<sup>th</sup> overall) and sixth-round (165<sup>th</sup> overall) picks to Houston IN EXCHANGE FOR QB Chris Chandler.

### 1996

Traded S Roger Harper to Dallas IN EXCHANGE FOR Dallas' fourth- (127<sup>th</sup> overall, CB Juran Bolden) and fifth-round (164<sup>th</sup> overall, DE Gary Bandy) picks.

### 1996

Traded fifth-round pick in 1996 to Baltimore IN EXCHANGE FOR G Gene Williams.

### 1995

Traded first-round pick (10<sup>th</sup> overall) to Cleveland IN EXCHANGE FOR WR Eric Metcalf and Cleveland first-round pick (26<sup>th</sup> overall, S Devin Bush).

### 1994

Traded first and third-round picks in 1994, and first-round pick in 1995 to Indianapolis IN EXCHANGE FOR QB Jeff George.

### 1994

Traded second-round pick in 1994 and first-round pick in 1995 to Minnesota IN EXCHANGE FOR DE Chris Doleman and second-round pick (WR Bert Emmanuel).

### 1993

Traded WR Mike Pritchard and seventh-round pick to Denver IN EXCHANGE FOR Denver's first-round pick in 1995 (traded for Chris Doleman) and its third-round pick in 1994 (Alai Kalanuvalu).

### 1993

Traded WR James Milling to Green Bay IN EXCHANGE FOR DE Lester Archambeau.

### 1992

Traded DT Tony Casillas to Dallas IN EXCHANGE FOR Dallas' second- (DE Chuck Smith) and eighth-round (TE Reggie Dwight) picks.

### 1992

Traded QB Brett Favre to Green Bay IN EXCHANGE FOR Green Bay's first-round pick in 1992 (17<sup>th</sup> overall, RB Tony Smith).

### 1991

Traded third-round pick to Miami IN EXCHANGE FOR CB Tim McKyer.

### 1990

Traded first- and fourth-round picks to Indianapolis IN EXCHANGE FOR WR Andre Rison, T Chris Hinton, and Indianapolis' first- (WR Mike Pritchard) and fifth-round (T Reggie Redding) picks in 1991.

### 1989

Traded second-, fourth- and 10<sup>th</sup>-round picks to Cincinnati IN EXCHANGE FOR Cincinnati's first-round pick (27<sup>th</sup> overall, WR Shawn Collins).

### 1989

Traded RB Gerald Riggs to Washington IN EXCHANGE FOR Washington's first-round pick (20<sup>th</sup> overall, RB Steve Broussard) in 1990 and its second-round pick (T Ralph Norwood) in 1989.

### 1985

Traded second-round pick (33<sup>rd</sup> overall) in 1985 and second-round pick (30<sup>th</sup> overall) in 1986 to Washington IN EXCHANGE FOR Washington's first-round pick (17<sup>th</sup> overall, T Bill Fralic) in 1986 and its second-round pick (45<sup>th</sup> overall) in 1985.

### 1985

Traded first- and third-round picks in 1985 to Minnesota IN EXCHANGE FOR Minnesota's first-round pick (second overall, T Bill Fralic) in 1985.

### 1975

Traded T George Kunz and first-round pick (third overall) in 1975 to Baltimore IN EXCHANGE FOR Baltimore's first- (Steve Bartkowski) and sixth-round (Fulton Kuykendall) picks in 1975.

### 1974

Traded first-round pick (17<sup>th</sup> overall) and QB Bob Berry to Minnesota IN EXCHANGE FOR QB Bob Lee and LB Lonnie Warwick.

### 1973

Traded first-round pick to Houston IN EXCHANGE FOR DT Mike Tilleman.

### 1972

Traded LB Malcolm Snider to Green Bay IN EXCHANGE FOR RB Dave Hampton.

### 1967

Traded first-round pick (third overall) to San Francisco IN EXCHANGE FOR WR Bernie Casey, T Jim Wilson and DE Jim Norton.



## PLAYERS OF THE YEAR

---

**1966**

Tommy Nobis, LB

**1967**

Junior Coffey, RB

**1968**

Tommy Nobis, LB

**1969**

Jim Butler, RB

**1970**

Jim Mitchell, TE

**1971**

Don Hansen, LB

**1972**

Dave Hampton, RB

**1973**

Bob Lee, QB

**1974**

Ray Brown, S

**1975**

Dave Hampton, RB

**1976**

Claude Humphrey, DE

**1977**

Rolland Lawrence, DB

**1978**

Greg Brezina, LB

**1979**

Wallace Francis, WR

**1980**

Steve Bartkowski, QB

**1981**

William Andrews, RB

**1982**

Fulton Kuykendall, LB

**1983**

William Andrews, RB

**1984**

Gerald Riggs, RB

**1985**

Gerald Riggs, RB

**1986**

Bill Fralic, OG

**1987**

Bill Fralic, OG

**1988**

John Settle, RB

**1989**

Chris Miller, QB

**1990**

Andre Rison, WR

**1991**

Deion Sanders, CB

**1992**

Deion Sanders, CB/KR

**1993**

Andre Rison, WR

**1994**

Terance Mathis, WR

**1995**

Morten Andersen, K

**1996**

Jamal Anderson, RB

**1997**

Jessie Tuggle, LB

**1998**

Jamal Anderson, RB

**1999**

Terance Mathis, WR

**2000**

Ray Buchanan, CB

**2001**

Keith Brooking, LB

**2002**

Michael Vick, QB

**2003**

Alge Crumpler, TE

**2004**

Patrick Kerney, DE

**2005**

Warrick Dunn, RB

**2006**

Alge Crumpler, TE

**2007**

Roddy White, WR

**2008**

Michael Turner, RB

**2009**

Tony Gonzalez, TE

**2010**

Matt Ryan, QB

**2011**

Matt Ryan, QB

**2012**

Matt Ryan, QB



## ALL-PRO

### 1967

Tommy Nobis, LB (AP, 1<sup>st</sup> team)

### 1971

Claude Humphrey, DE (NEA, 1<sup>st</sup> team)

### 1972

Claude Humphrey, DE (AP, Pro Football Weekly, Football News, NEA, Football Digest, PFWA, 1<sup>st</sup> teams)

### 1973

Claude Humphrey, DE (AP, Pro Football Weekly, PFWA, Football News, Computer Kickoff, 1<sup>st</sup> teams)  
Nick Mick-Mayer, K (Pro Football 1972 Weekly, 1<sup>st</sup> team) Mike Tilleman, DT (National Star News Service, 1<sup>st</sup> team)

### 1974

Claude Humphrey, DE (NEA, 1<sup>st</sup> team) Rolland Lawrence, DB (AP, PFWA, 1<sup>st</sup> teams)

### 1980

Mike Kenn, OT (AP, PFWA, NEA, 1<sup>st</sup> teams)

### 1981

Alfred Jenkins, WR (AP, PFWA, 1<sup>st</sup> teams)

### 1982

R.C. Thieleman, OG (AP, CPFNW, 1<sup>st</sup> team) Mike Kenn, OT (CPFNW, 1<sup>st</sup> team; AP, NEA, 2<sup>nd</sup> team)  
William Andrews, RB (AP, 2<sup>nd</sup> team) Jeff Van Note, C (AP, 2<sup>nd</sup> team), Joel Williams, LB (AP, 2<sup>nd</sup> team)

### 1983

William Andrews, RB (NEA, TSN, Football Digest 1<sup>st</sup> teams; CPFNW, 2<sup>nd</sup> team) Billy Johnson, PR (Pro Football Weekly, TSN, CPFNW, PFWA, Football Digest 1<sup>st</sup> teams; AP 2<sup>nd</sup> team) Mike Kenn, T (Pro Football Weekly, 1<sup>st</sup> team; AP, CPFNW, 2<sup>nd</sup> teams)

### 1986

Bill Fralic, G (AP, NEA, Pro Football Weekly, Sporting News, 1<sup>st</sup> team)

### 1987

Bill Fralic, G (AP, NEA, PFWA, Sporting News, 1<sup>st</sup> team) Sylvester Stamps, KR (Sporting News)

### 1988

Bill Fralic, G (Coll. & Pro FB Newsweekly, 1<sup>st</sup> team; AP, 2<sup>nd</sup> team) Scott Case, CB (AP, 2<sup>nd</sup> team)  
John Settle, RB (Sports Illustrated)

### 1989

Tony Casillas, DT (AP, 2<sup>nd</sup> team) Bill Fralic, G (AP, 2<sup>nd</sup> team)

### 1990

Andre Rison, WR (AP, 1<sup>st</sup> team)

### 1991

Mike Kenn, T (AP, 1<sup>st</sup> team) Andre Rison, WR (AP, 2<sup>nd</sup> team) Deion Sanders, CB (AP, 2<sup>nd</sup> team) Jessie Tuggle, LB (SI)

### 1992

Deion Sanders, CB (AP, 1<sup>st</sup> team, returner, AP, 2<sup>nd</sup> team, CB) Andre Rison, WR (AP, 2<sup>nd</sup> team)

### 1993

Deion Sanders, CB (AP, 1<sup>st</sup> team, CB) Chris Hinton, T (AP 1<sup>st</sup> team) Andre Rison, WR (AP, 2<sup>nd</sup> team) Norm Johnson, K (AP, 2<sup>nd</sup> team)

### 1994

Terance Mathis, WR (AP, 2<sup>nd</sup> team)

### 1995

Morten Andersen, K (AP, 1<sup>st</sup> team)

### 1998

Jamal Anderson, RB (AP, 1<sup>st</sup> team; Pro Football Weekly, 1<sup>st</sup> team), Jessie Tuggle, LB (AP, 2<sup>nd</sup> team), Ray Buchanan, CB (AP, 2<sup>nd</sup> team)

### 2000

Darrick Vaughn, CB/KR (AP, 2<sup>nd</sup> team; College & Pro Football Weekly, 2<sup>nd</sup> team)

### 2002

Keith Brooking, LB (College & Pro Football Weekly, 1<sup>st</sup> team; Football Digest, 1<sup>st</sup> team; AP, 2<sup>nd</sup> team)

### 2004

Keith Brooking, LB (College & Pro Football Weekly, 2<sup>nd</sup> team; Football Digest, 1<sup>st</sup> team; AP, 2<sup>nd</sup> team)  
Alge Crumpler, TE (Football Digest, 2<sup>nd</sup> team), Patrick Kerney (College & Pro Football Weekly, Football Digest, Associated Press, 2<sup>nd</sup> team)

### 2005

Rod Coleman, DT (Pro Football Weekly, 1<sup>st</sup> team; PFWA, 1<sup>st</sup> team; AP, 2<sup>nd</sup> team)

### 2008

Michael Turner, RB (AP, 1<sup>st</sup> team; PFWA, 1<sup>st</sup> team; Sporting News, 1<sup>st</sup> team) John Abraham, DE (PFWA, 1<sup>st</sup> team; AP, 2<sup>nd</sup> team)

### 2009

Michael Turner, RB (AP, 1<sup>st</sup> team; PFWA, 1<sup>st</sup> team; Sporting News, 1<sup>st</sup> team) John Abraham, DE (PFWA, 1<sup>st</sup> team; AP, 2<sup>nd</sup> team)



## ALL-PRO AND ALL-NFC

### 2010

John Abraham, DE (AP, 1<sup>st</sup> team; Sporting News, 1<sup>st</sup> team), Roddy White, WR (AP 1<sup>st</sup> team; Sporting News, 1<sup>st</sup> team; PFW/PFWA All-NFL team, NFL Alumni wide receiver of the year), Michael Turner, RB (AP, 2<sup>nd</sup> team), Ovie Mughelli, FB (AP, 2<sup>nd</sup> team), Eric Weems, ST (PFW/PFWA All-NFL team)

### 2012

Tony Gonzalez, TE (AP, 1<sup>st</sup> team)

## ALL-NFC

### 1970

Claude Humphrey, DE (UPI, 1<sup>st</sup> team)

### 1971

Claude Humphrey, DE (UPI, 1<sup>st</sup> team), Claude Humphrey, DE (UPI, AP, TSN, Football Digest, Football News, 1<sup>st</sup> teams), John James, P (Pro Football Weekly, Football Digest, 1<sup>st</sup> teams), Dennis Havig, OG (UPI, Football Digest, 1<sup>st</sup> team)

### 1973

Claude Humphrey, DE (UPI, AP, TSN, Pro Football Weekly, 1<sup>st</sup> teams), George Kunz, OT (UPI, Pro Football Weekly, 1<sup>st</sup> teams), Nick Mike-Mayer, K (TSN, Pro Football Weekly, AP, 1<sup>st</sup> teams)

### 1977

John James, P (TSN, 1<sup>st</sup> team), Rolland Lawrence, DB (UPI, 1<sup>st</sup> team)

### 1980

Mike Kenn, OT (UPI, 1<sup>st</sup> team), Jeff Van Note, C (UPI, 1<sup>st</sup> team)

### 1981

Mike Kenn, OT (UPI, 1<sup>st</sup> team)

### 1982

Mike Kenn, OT (UPI, 1<sup>st</sup> team), R.C. Thielemann, OG (UPI, 1<sup>st</sup> team), William Andrews, RB (UPI, 1<sup>st</sup> team)

### 1983

Mike Kenn, T (Pro Football Weekly, 1<sup>st</sup> team; UPI 2<sup>nd</sup> team), Billy Johnson, PR (Pro Football Weekly, 1<sup>st</sup> team), R.C. Thielemann, G (UPI, 2<sup>nd</sup> team)

### 1984

Mike Kenn, T (UPI, 2<sup>nd</sup> team), Gerald Riggs, RB (UPI, 2<sup>nd</sup> team)

### 1986

Bill Fralic, G (UPI, Pro Football Weekly, 1<sup>st</sup> team), Rick Bryan, DE (UPI, 2<sup>nd</sup> team)

### 1987

Bill Fralic, G (UPI, PFWA, 1<sup>st</sup> team), Rick Donnelly, P (UPI, 2<sup>nd</sup> team)

### 1988

Rick Donnelly, P (UPI, 2<sup>nd</sup> team), Scott Case, CB (UPI, 1<sup>st</sup> team), Bill Fralic, G (UPI, 1<sup>st</sup> team)

### 1989

Bill Fralic, G (UPI, 1<sup>st</sup> team), Tony Casillas, DL (UPI, 2<sup>nd</sup> team)

### 1990

Andre Rison, WR (UPI, 1<sup>st</sup> team)

### 1991

Mike Kenn, T (UPI), Jessie Tuggle, LB (UPI), Deion Sanders, CB (UPI)

### 1993

Norm Johnson, K (UPI), Chris Hinton, T (UPI), Deion Sanders, CB (UPI)

### 1994

Terance Mathis, WR (UPI, 2<sup>nd</sup> team), Jessie Tuggle, LB (UPI, 2<sup>nd</sup> team)

### 1995

Morten Andersen, K (UPI, 1<sup>st</sup> team)

### 1996

Bob Whitfield, T (UPI, 2<sup>nd</sup> team)

### 1997

Chuck Smith, DE (Pro Football Weekly, 1<sup>st</sup> team NFC; Football Digest All-NFL team)

### 1998

Jamal Anderson, RB (Pro Football Weekly), Jessie Tuggle, LB (Pro Football Weekly), Ray Buchanan, CB (Pro Football Weekly)

### 2000

Darrick Vaughn, Returner (Pro Football Weekly)

### 2004

Keith Brooking, LB (Pro Football Weekly), Rod Coleman, DT (Pro Football Weekly)

### 2005

Rod Coleman, DT (Pro Football Weekly; PFWA)



## PRO BOWL SELECTIONS

**1966**

Tommy Nobis, LB

**1967**

Tommy Nobis, LB (2)

**1968**

Tommy Nobis, LB (3)

**1969**

Jim Butler, RB  
 Bob Berry, QB  
 Greg Brezina, LB  
 Bob Etter, K  
 George Kunz, OT  
 Jim Mitchell, TE  
 Ken Reaves, DB

**1970**

Claude Humphrey, DE  
 Tommy Nobis, LB (4)

**1971**

Claude Humphrey, DE (2)  
 George Kunz, OT (2)

**1972**

George Kunz, OT (3)  
 Tommy Nobis, LB (5)  
 Jim Mitchell, TE (2)  
 Claude Humphrey, DE (3)

**1973**

John Zook, DE  
 Nick Mick-Mayer, K  
 George Kunz, OT (4)  
 Claude Humphrey, DE (4)

**1974**

Jeff Van Note, C  
 Claude Humphrey, DE (5)  
 George Kunz (5)

**1975**

Jeff Van Note, C (2)  
 John James, P

**1976**

John James, P (2)

**1977**

John James, P (3)  
 Claude Humphrey, DE (6)  
 Rolland Lawrence, DB

**1978**

No Selections

**1979**

Jeff Van Note, C (3)

**1980**

Mike Kenn, OT  
 Steve Bartkowski, QB  
 Jeff Van Note, C (4)  
 Alfred Jenkins, WR  
 William Andrews, RB  
 Junior Miller, TE

**1981**

Mike Kenn, OT (2)  
 Steve Bartkowski, QB (2)  
 Jeff Van Note, C (5)  
 Alfred Jenkins, WR (2)  
 William Andrews, RB (2)  
 Junior Miller, TE (2)  
 R.C. Thielemann, OG

**1982**

Mike Kenn, OT (3)  
 R.C. Thielemann, OG (2)  
 Jeff Van Note, C (6)  
 William Andrews, RB (3)

**1983**

William Andrews, RB (4)  
 Billy Johnson, PR  
 Mike Kenn, T (4)  
 R.C. Thielemann, OG (3)

**1984**

Mike Kenn, T (5)

**1985**

Gerald Riggs, RB

**1986**

Bill Fralic, G  
 Gerald Riggs, RB (2)

**1987**

Bill Fralic, G (2)  
 Gerald Riggs, RB (3)

**1988**

Bill Fralic, G (3)  
 Scott Case, CB  
 John Settle, RB

**1989**

Bill Fralic, G (4)  
 (All NFL Team of 80's)  
 Bill Fralic (2<sup>nd</sup> team)

**1990**

Andre Rison, WR

**1991**

Andre Rison, WR (2)  
 Deion Sanders, CB  
 Chris Miller, QB  
 Chris Hinton, RT (7)

**1992**

Andre Rison, WR (3)  
 Deion Sanders, CB (2)  
 Jessie Tuggle, LB  
 Elbert Shelley, ST

**1993**

Andre Rison, WR (4)  
 Deion Sanders, CB (3)  
 Elbert Shelley, ST (2)  
 Norm Johnson, K (2)  
 Bobby Hebert, QB

**1994**

Jessie Tuggle, LB (2)  
 Elbert Shelley, ST (3)  
 Terance Mathis, WR

**1995**

Jessie Tuggle, LB (3)  
 Elbert Shelley, ST (4)  
 Morten Andersen, K (7)  
 Chris Doleman, DE (7)  
 Craig Heyward, RB (1)

**1996**

No Selections

**1997**

LB Jessie Tuggle (4)  
 QB Chris Chandler (1)

**1998**

LB Jessie Tuggle (5)  
 S Eugene Robinson (3)  
 CB Ray Buchanan (1)  
 RB Jamal Anderson (1)  
 QB Chris Chandler (2)  
 OT Bob Whitfield (1)

**1999**

No Selections

**2000**

No Selections

**2001**

LB Keith Brooking (1)

**2002**

LB Keith Brooking (2)  
 QB Michael Vick (1)

**2003**

LB Keith Brooking (3)  
 TE Alge Crumpler (1)

**2004**

LB Keith Brooking (4)  
 TE Alge Crumpler (2)  
 DE Patrick Kerney (1)  
 KR/PR Allen Rossum (1)  
 QB Michael Vick (2)

**2005**

LB Keith Brooking (5)  
 DT Rod Coleman (1)  
 TE Alge Crumpler (3)  
 RB Warrick Dunn (3)  
 CB DeAngelo Hall (1)  
 QB Michael Vick (3)

**2006**

TE Alge Crumpler (4)  
 CB DeAngelo Hall (2)

**2008**

RB Michael Turner (1)  
 WR Roddy White (1)

**2009**

WR Roddy White (2)

**2010**

DE John Abraham (4)  
 T Tyson Clabo (1)  
 TE Tony Gonzalez (11)  
 CB Brent Grimes (1)  
 FB Ovie Mughelli (1)  
 QB Matt Ryan (1)  
 RB Michael Turner (2)  
 ST Eric Weems (1)  
 WR Roddy White (3)

**2011**

TE Tony Gonzalez (12)  
 WR Roddy White (4)

**2012**

S Thomas DeCoud (1)  
 TE Tony Gonzalez (13)  
 WR Julio Jones (1)  
 S William Moore (1)  
 QB Matt Ryan (2)





## FALCONS NFC PLAYERS OF THE WEEK

OFFENSIVE	DEFENSIVE	SPECIAL TEAMS
1984 RB Gerald Riggs (Week 1) WR Alfred Jackson (Week 14)		
1985 Gerald Riggs (Week 11)		
1986 QB David Archer (Week 3) RB Gerald Riggs (Week 6)		
1987		
1988 RB Gerald Riggs (Week 3)	LB Aundray Bruce (Week 12)	
1989		
1990 QB Chris Miller (Week 5)	S Scott Case (Week 16)	
1991 QB Chris Miller (Week 9)	CB Deion Sanders (Week 4) CB Deion Sanders (Week 12) S Brian Jordan (Week 15)	
1992	S Scott Case (Week 11)	
1993 QB Bobby Hebert (Week 12)	CB Deion Sanders (Week 15)	LB Darion Conner (Week 7) K Norm Johnson (Week 8)
1994 WR Andre Rison (Week 2)	S Kevin Ross (Week 10)	
1995 QB Jeff George (Week 10) QB Bobby Hebert (Week 17)	DE Chris Doleman (Week 1) DE Chris Doleman (Week 5)	K Morten Andersen (Week 3) K Morten Andersen (Week 15) K Morten Andersen (Week 17)
1996 RB Jamal Anderson (Week 10)		
1997	DE Chuck Smith (Week 7) DT Travis Hall (Week 14)	KR Byron Hanspard (Week 15)
1998 QB Chris Chandler (Week 6) RB Jamal Anderson (Week 9)	DE Chuck Smith (Week 10) CB Ray Buchanan (Week 11)	KR Tim Dwight (Week 5)
1999	DE Chuck Smith (Week 8) (NFC Champ.)	
2000		PR Tim Dwight (Week 17)
2001 RB Jamal Anderson (Week 2) QB Chris Chandler (Week 15)	LB Keith Brooking (Week 6)	K Morten Andersen (Week 1)
2002 QB Michael Vick (Week 13)	DE Patrick Kerney (Week 9) LB Keith Brooking (Week 11) DE Brady Smith (Week 12)	K Jay Feely (Week 7)



## FALCONS NFC PLAYERS OF THE WEEK (CONT)

	OFFENSIVE	DEFENSIVE	SPECIAL TEAMS
2008	RB Michael Turner (Week 1) RB Michael Turner (Week 3) QB Matt Ryan (Week 9) RB Michael Turner (Week 17)		WR Harry Douglas (Week 12)
2009		S Thomas DeCoud (Week 6)	
2010	RB Jason Snelling (Week 2) WR Roddy White (Week 7)	CB Brent Grimes (Week 15)	K Matt Bryant (Week 4) K Matt Bryant (Week 12) KR Eric Weems (Week 13)
2011	QB Matt Ryan (Week 14) WR Roddy White (Week 7)	DE John Abraham (Week 15) LB Curtis Lofton (Week 17)	
2012		S William Moore (Week 13)	

## FALCONS NFC PLAYERS OF THE MONTH

	OFFENSIVE	DEFENSIVE	SPECIAL TEAMS
1986	QB David Archer (Sept.)		
1988		CB Scott Case (Nov.)	
1990	WR Andre Rison (Oct.)		
1991		LB Jessie Tuggle (Dec.)	
1993		CB Deion Sanders (Nov.)	
1995			K Morten Andersen (Sept.) K Morten Andersen (Dec.)
1997			KR Byron Hanspard (Dec.)
1998	RB Jamal Anderson (Nov.) QB Chris Chandler (Dec.)		
2002			Jay Feely (Oct.)
2004		DE Patrick Kerney (Sept.)	
2005		DT Rod Coleman (Oct.)	
2008	QB Matt Ryan (Oct.)		
2010	WR Roddy White (Oct.) QB Matt Ryan (Nov.)		KR Eric Weems (Dec.)
2011	WR Julio Jones (R) (December/January)		
2012	QB Matt Ryan (Sept.)		

**R = ROOKIE OF THE MONTH**



## ALL TIME JERSEY NUMBERS

### 1

Fred Steinfort ..... 1977-78  
 Ralph Giacommaro ..... 1983-85  
 Jeff George ..... 1994-95  
 Jason Elam ..... 2008-09

### 2

Clarence Verdin ..... 1994  
 Todd Peterson ..... 2005  
 Matt Ryan ..... 2008-12

### 3

Bob Etter ..... 1968-69  
 David Smigelesky ..... 1982  
 Rick Donnelly ..... 1985-88  
 Bobby Hebert ..... 1993-96  
 Scott Bentley ..... 1997  
 D.J. Shockley ..... 2006-08  
 Matt Bryant ..... 2009-12

### 4

Tim Mazzetti ..... 1978-80  
 Brett Favre ..... 1991  
 Scott Tyner ..... 1994  
 Dan Stryzinski ..... 1995-00  
 Jay Feely ..... 2001-04  
 Byron Leftwich ..... 2007  
 John Parker Wilson ..... 2009-11  
 Dominique Davis ..... 2012

### 5

Harmon Wages ..... 1968-71, 1973  
 Greg Davis ..... 1987-90  
 Harold Alexander ..... 1993-94  
 Morten Andersen ..... 1995-00, 06-07  
 Matt Bosher ..... 2011-12

### 6

John James ..... 1972-81  
 Ali Haji-Sheikh ..... 1986  
 Steve Hauschka ..... 2009

### 7

Wade Trayman ..... 1966-67  
 Pat Sullivan ..... 1972-75  
 Hugh Millen ..... 1988-90  
 Perry Klein ..... 1994-95  
 Browning Nagle ..... 1996  
 Tony Graziani ..... 1999-2000  
 Michael Vick ..... 2001-06

### 8

Tommy McDonald ..... 1967  
 Kenny Vinyard ..... 1970  
 Bob Holly ..... 1984-85  
 Steve Dils ..... 1986  
 Matt Schaub ..... 2004-06  
 Chris Redman ..... 2007-11

### 9

Larry Fortner ..... 1980  
 Norm Johnson ..... 1991-94  
 Michael Koenen ..... 2005-10

### 10

Dennis Claridge ..... 1966  
 Leo Hart ..... 1971  
 Steve Bartkowski ..... 1975-85  
 Scott Campbell ..... 1986-90

### 11

Randy Johnson ..... 1966-70  
 Dick Shiner ..... 1971-73  
 Kim McQuilken ..... 1974-77  
 Kerwin Bell ..... 1988  
 Billy Joe Tolliver ..... 1996-97  
 Doug Johnson ..... 2000-03  
 Troy Bergeron ..... 2009  
 Julio Jones ..... 2011-12

### 12

Nick Mike-Mayer ..... 1973-77  
 George Roberts ..... 1982  
 Chris Miller ..... 1987-92  
 Chris Chandler ..... 1997-01  
 Michael Jenkins ..... 2004-10  
 Kevin Cone ..... 2011  
 Luke McCown ..... 2012

### 13

Billy Joe Tolliver ..... 1991-93  
 Browning Nagle ..... 1995  
 Tony Graziani ..... 1997-98  
 Danny Kanell ..... 1999-2000  
 Chris Mohr ..... 2001-04  
 Joey Harrington ..... 2007

### 14

Steve Sloan ..... 1966-67  
 Terry Nofsinger ..... 1967  
 June Jones ..... 1977-79  
 Jeff Komlo ..... 1982  
 Turk Schonert ..... 1986  
 Erik Kramer ..... 1987  
 Bob Gagliano ..... 1993  
 Wally Richardson ..... 1999  
 Ty Detmer ..... 2004-05  
 Eric Weems ..... 2007-11

### 15

Gail Cogdill ..... 1969-70  
 Mike Moroski ..... 1979-84  
 Jim Miller ..... 1997  
 Eugene Baker ..... 1999  
 Kurt Kittner ..... 2002-03  
 Kevin Cone ..... 2012

### 16

Scott Hunter ..... 1976-78  
 Reggie Smith ..... 1980-81  
 David Archer ..... 1984-87

### 17

Bob Berry ..... 1968-72  
 Scott Fulhage ..... 1989-92  
 Steve DeBerg ..... 1998  
 Kevin Youngblood ..... 2006  
 Tim Toone ..... 2012

### 18

Bruce Lemmerman ..... 1968-69  
 Mike Luckhurst ..... 1981-87  
 Wade Wilson ..... 1992  
 Jamin Elliott ..... 2006-07

### 19

Mike Brunson ..... 1970  
 Bob Lee ..... 1973-74  
 Corey Dixon ..... 1994  
 Shawn Mills ..... 2001  
 Laurent Robinson ..... 2007-08  
 Drew Davis ..... 2012

### 20

Bob Riddle ..... 1966-67  
 Tom McCauley ..... 1969-71  
 Vince Kendrick ..... 1974-75  
 Earl Jones ..... 1980-83  
 Wendell Cason ..... 1986-87  
 Evan Cooper ..... 1988  
 Brad Edwards ..... 1994  
 Michael Booker ..... 1997-99  
 Rodney Thomas ..... 2001  
 Allen Rossum ..... 2002-06  
 Brent Grimes ..... 2008-12

### 21

Tom Moore ..... 1967  
 Lynn Cain ..... 1979-84  
 Jimmy Turner ..... 1986-87  
 Deion Sanders ..... 1989-93  
 Eric Metcalf ..... 1995-96  
 Elijah Williams ..... 1998-00  
 Darrien Gordon ..... 2001  
 Juran Bolden ..... 2002-03  
 DeAngelo Hall ..... 2004-07  
 Christopher Owens ..... 2009-12

### 22

Lee Calland ..... 1966-68  
 John Mallory ..... 1969  
 Rolland Lawrence ..... 1973-80  
 Richard Williams ..... 1983  
 Sean Thomas ..... 1985  
 Dennis Woodberry ..... 1986  
 Brenard Wilson ..... 1987



## ALL TIME JERSEY NUMBERS

Charles Dimry .....1988-90  
 Tim McKyer .....1991-92, '96  
 Alton Montgomery ...1993-95  
 Lenny McGill ..... 1997  
 Gerald McBurrows ...1999-03  
 Leigh Torrence .....2005  
 Chevis Jackson .....2008-09  
 Jacquizz Rodgers .....2011  
 Asante Samuel ..... 2012

### 23

Jeff Stanciel ..... 1969  
 Joe Profit .....1971-73  
 Bobby Butler ..... 1981-92  
 Ronnie Bradford ..... 1997-01  
 Kevin Mathis ..... 2004, 2006  
 Chris Houston ..... 2007-09  
 Dunta Robinson..... 2010-12

### 24

Jimmy Sidle ..... 1966  
 Nate Wright ..... 1969  
 Haskel Stanback .....1974-79  
 David Toloumu ..... 1982  
 Joe Washington ..... 1985  
 Larry Emery ..... 1987  
 Mike Pringle ..... 1990  
 Brian Mitchell .....1992-93  
 Terry Taylor ..... 1995  
 Patrick Bates ..... 1996  
 Byron Hanspard .....1997-99  
 Terry Cousin .....2000  
 Conrad Hamilton ..... 2001  
 Fred Weary .....2002  
 Bryan Scott.....2003-05  
 Jimmy Williams..... 2006-07  
 Domonique Foxworth ...2008  
 Tye Hill.....2009  
 Domonique Franks.....2010-11  
 Chris Hope ..... 2012

### 25

Alex Hawkins .....1966-67  
 Mike Fitzgerald ..... 1967  
 Rick Eber ..... 1968  
 Art Malone .....1970-74  
 Larry Crowe .....1975  
 Ray Strong .....1978-82  
 Scott Case ..... 1984-94  
 Devin Bush .....1996-98  
 Marty Carter .....1999-01  
 Elijah Williams ..... 2001  
 Rodney Heath .....2002  
 Travaris Robinson.....2003  
 Kevin McCadam .....2002-04  
 Chris Crocker.....2006-07  
 Von Hutchins .....2008  
 William Moore.....2009-12

### 26

Billy Lothridge ..... 1966-71  
 Mike Esposito ..... 1976-79  
 James Britt .....1983-87  
 Louis Riddick ..... 1992  
 Anthony Phillips .....1994-96  
 Darren Anderson ..... 1998  
 Winslow Oliver .....2000  
 Brandon Williams.....2003  
 Sideeq Shabazz.....2004  
 Omare Lowe.....2005-07  
 Erik Coleman .....2008-10  
 Kelvin Hayden .....2011  
 Charles Mitchell ..... 2012

### 27

Red Mack ..... 1966  
 Nick Rassas ..... 1966-68  
 Tom Hayes .....1971-75  
 Tom Pridemore .....1978-85  
 Calvin Loveall ..... 1988  
 Vinnie Clark ..... 1993  
 Brad Edwards .....1995-96  
 Omar Brown .....1998-99  
 Cory Hall.....2003-04  
 Chris Cash .....2005  
 Jason Webster .....2006  
 Thomas Brown.....2008  
 Jamaal Fudge .....2009  
 Gartrell Johnson ..... 2010  
 Robert McClain..... 2012

### 28

Ray Ogden .....1967-68  
 Mike Freeman .....1968-70  
 Willie Belton ..... 1971-72  
 Frank Reed .....1976-80  
 Bret Clark .....1968-88  
 Pat Chaffey .....1991  
 Tony Smith .....1992-93  
 Ron Davis ..... 1995  
 Lenny McGill ..... 1996  
 Harold Green .....1997-98  
 Ken Oxendine ..... 1999  
 Corey Hall ..... 2001  
 Warrick Dunn ..... 2002-07  
 Thomas DeCoud.....2008-12

### 29

Ron Rector .....1966-67  
 Clarence Ellis ..... 1972-74  
 Ron Mabra ..... 1975-76  
 Joe Fishback ..... 1992  
 Eric Dickerson ..... 1993  
 Louis Riddick ..... 1996  
 Randy Fuller ..... 1998  
 Keion Carpenter .....2002-04  
 Chris Cash.....2006

Lewis Sanders .....2007  
 Jamaal Fudge .....2008  
 Brian Williams .....2009-10  
 Darrin Walls.....2011  
 Dominique Franks..... 2012

### 30

Ernie Wheelwright...1966-67  
 Doug Goodwin ..... 1968  
 Larry Shears .....1971  
 Joe Washington .....1973  
 Oscar Reed ..... 1975  
 Ernie Jackson ..... 1978  
 Scott Woerner .....1981  
 Steve Haworth .....1983-84  
 David Croudip .....1985-88  
 Mike Rozier ..... 1990-91  
 Terry Ray ..... 1992  
 Lemuel Stinson ..... 1993  
 Derrick Gardner ..... 1999  
 Henry Jones .....2002  
 Woody Dantzler .....2003  
 Christian Morton ...2004-05  
 Lance Schulters .....2006  
 David Irons ..... 2007-08  
 Aaron Stecker .....2009

### 31

Charlie Scales ..... 1966  
 Bill Harris ..... 1968  
 Dwight Lee ..... 1968  
 Willie Germany .....1972  
 Molly McGee .....1974  
 William Andrews 1979-83, '86

### 32

Rudy Johnson ..... 1966  
 Preston Ridlehuber ..... 1966  
 Charles Bryant ..... 1969  
 Grady Cavness ..... 1970  
 Ray Eastering ..... 1972-79  
 Tim Tyrell .....1984-86  
 Tracey Eaton ..... 1991-93  
 Jamal Anderson .....1994-01  
 Tod McBride.....2003  
 Jerious Norwood.....2006-10  
 Jaquizz Rodgers..... 2012

### 33

Larry Morris ..... 1966  
 Jim Mankins ..... 1967  
 Jim Butler ..... 1968-71  
 Henry Matthews .....1973  
 Ricky Patton ..... 1978  
 Anthony Anderson ..... 1980  
 Bo Robinson ..... 1981-83  
 Tiger Greene ..... 1985  
 Leander Knight ..... 1988  
 Gene Lang .....1988-89



## ALL TIME JERSEY NUMBERS

Erric Pegram .....1993-94  
 Richard Huntley ..... 1996  
 Ken Oxendine ..... 1998  
 Winslow Oliver ..... 1999  
 Ashley Ambrose .....2000-02  
 Justin Griffith .....2003-06  
 Michael Turner .....2008-12

### 34

Junior Coffey .....1966-67  
 Ray Brown ..... 1971-78  
 Blane Gaison .....1981-84  
 Robert Moore .....1986-88  
 Steve Broussard .....1990-'92  
 David Mims ..... 1993  
 Craig Heyward .....1994-96  
 Ray Buchanan .....1997-03  
 DeAndra Cobb .....2005  
 Marlion Jackson .....2006  
 Ovie Mughelli .....2007-11  
 Bradie Ewing ..... 2012

### 35

Tony Plummer .....1971-73  
 Reggie Pleasant ..... 1985  
 Keith Williams ..... 1986  
 Mike Pritchard ..... 1991-93  
 William White .....1997-98  
 Johnndale Carty .....1999-02  
 Jason Wright .....2004  
 Antone Smith ..... 2010-12

### 36

Ken Reaves .....1966-73  
 Rudy Holmes .....1974  
 Bob Glazebrook .....1978-83  
 Danny Wagoner ..... 1985  
 Eric Bergeson ..... 1990  
 Brian Mitchell .....1991  
 Derrick Moore ..... 1992  
 Kevin Ross .....1994-95  
 Travis Jervey ..... 2001-03  
 Jason Webster .....2004-05  
 Lawyer Milloy ..... 2006-08  
 Verron Haynes .....2009  
 James Sanders .....2011

### 37

Perry Lee Dunn ..... 1966-68  
 Bill Bell ..... 1971-72  
 Kenny Johnson ..... 1980-86  
 Elbert Shelley .....1987-96  
 Darrick Vaughn ..... 2000-01  
 Tyrone Williams .....2003  
 Aaron Beasley .....2004  
 Derrick Johnson .....2006  
 Glenn Sharpe .....2008

### 38

Joe Auer ..... 1968  
 Rick Byas .....1974-80  
 Keith Jones ..... 1989-90, '92  
 Rich Miano ..... 1995  
 Nate Odomes ..... 1996  
 George Layne ..... 2002-03  
 Ronnie Heard .....2005  
 Corey McIntyre .....2007  
 Charlie Peprah .....2009

### 39

Billy Ray Pritchett ..... 1976-77  
 James Mayberry ..... 1979-81  
 Cliff Austin .....1984-86  
 Roland Mitchell ..... 1990  
 Bruce Pickens ..... 1991-92  
 Eric Jack ..... 1994  
 Siddeeq Shabazz .....2003  
 Cam Newton .....2005-06  
 Daren Stone .....2007  
 Shann Schillinger ..... 2010-12

### 40

Ron Smith .....1966-67  
 Paul Gibson .....1969-70  
 Ron Lamb .....1972  
 Bob Jones ..... 1975-76  
 George Franklin ..... 1978  
 Eddie Meyers ..... 1982  
 Brian Jordan ..... 1989-91  
 Anthony Wallace ..... 1993  
 Jeff Paulk ..... 1999  
 Nick Turnbull .....2006  
 Butchie Wallace .....2006

### 41

Brendon McCarthy ..... 1968  
 Al Dodds ..... 1973-74  
 Sonny Collins .....1976  
 Secedrick McIntyre .....1977  
 Virgil Seay ..... 1984  
 Tony Baker ..... 1986  
 Tim Gordon .....1987-90  
 Erric Pegram ..... 1991-92  
 Brett Maxie ..... 1994  
 Eugene Robinson .....1998-99  
 George Layne ..... 2001  
 Kevin Dudley .....2006  
 Antoine Harris ..... 2007-09

### 42

Phil Spiller ..... 1968  
 Jim Weatherford ..... 1969  
 Mike Herron .....1975  
 John Gillam .....1976  
 Gerald Riggs .....1982-88  
 Jeff Donaldson ..... 1991-93  
 Devin Bush ..... 1995

Sean Boyd ..... 1996  
 Etric Pruitt .....2004  
 Antuan Edwards .....2005  
 Jamal Robertson .....2006  
 Eric Brock .....2008-09  
 Mike Cox .....2011-12

### 43

Jerry Richardson .....1966-67  
 Monte Ledbetter ..... 1969  
 Dave Hampton ..... 1972-75  
 Tom Tutson ..... 1983  
 Tracy Johnson .....1990-91  
 Juran Bolden .....1996-97  
 Maurice Smith .....2000-02  
 Brent Grimes .....2007

### 44

Bill Wolski ..... 1966  
 Jerry Simmons .....1967-69  
 Eddie Ray ..... 1972-74  
 Bubba Bean .....1976-80  
 Rodney Tate ..... 1984  
 John Settle .....1987-90  
 Steve Broussard ..... 1993  
 D.J. Johnson .....1994-95  
 Bob Christian .....1997-02  
 Fred McCrary .....2004-06  
 Jason Snelling ..... 2007-12

### 45

Carl Silvestri ..... 1966  
 Dave Dunaway ..... 1968  
 John Wright ..... 1968  
 Gary McDermott ..... 1969  
 Sonny Campbell ..... 1970-71  
 Tom Moriarty ..... 1977-79  
 Ken Wisenhunt .....1985-88  
 Darnell Walker .....1993-96  
 Gary Downs .....1997-00  
 T.J. Duckett ..... 2002-05  
 Robert James .....2009

### 46

Larry Suchy ..... 1968;  
 Ray Jarvis ..... 1971-72  
 Monroe Eley ..... 1975-78  
 Reggie Brown ..... 1982  
 Charles Washington .....1992-94  
 Stanley Pritchett .....2004  
 Mike Schneck ..... 2007-09

### 47

Rudy Redmond ..... 1969-71  
 Brad Davis .....1975  
 Mike Spivey ..... 1982  
 Rick Badanjek .....1987-88  
 Roger Harper .....1993-95  
 Chris Bayne .....1997-98



## ALL TIME JERSEY NUMBERS

Chris Hudson ..... 2001  
Kevin McCadam ..... 2002-05  
Boone Stutz ..... 2006  
Gavin Tarquinio ..... 2006  
Josh Harris ..... 2012

### 48

Angelo Coia ..... 1966  
Tom Bleick ..... 1967  
Olie Cordill ..... 1968  
Woody Thompson .... 1975-77  
Gerald Small ..... 1984  
JRay Phillips ..... 1986  
Kenny Flowers ..... 1987  
Darryl Ford ..... 1993  
Marcus Wimberly ..... 1997  
Derek Rackley ..... 2000-05

### 49

Glenn Glass ..... 1966  
Floyd Hudlow ..... 1967-68  
Jimmy Burson ..... 1968  
Al Lavan ..... 1969-70  
Al Matthews ..... 1983-85  
James Primus ..... 1988-89  
Brian Saxton ..... 1997  
Dallas Neil ..... 2000

### 50

Jerry Jones ..... 1966  
Greg Brezina 1968-69, 1971-79  
Buddy Curry ..... 1980-87  
Ron George ..... 1993-96  
Eddie Sutter ..... 1997  
Lamont Green ..... 1999  
Corey Atkins ..... 2000  
Artie Ulmer ..... 2001-04  
Edgerton Hartwell ... 2005-06  
Marcus Wilkins ..... 2007  
Curtis Lofton ..... 2008-11

### 51

Bob Whitlow ..... 1966  
Andy Bowling ..... 1967  
Ted Cottrell ..... 1969-70  
Duane Benson ..... 1972-73  
Dick Palmer ..... 1974  
Jim Cope ..... 1976  
Andy Spiva ..... 1977  
Brian Cabral ..... 1979  
Jim Laughlin .... 1980-82, 1987  
Rich Dixon ..... 1983  
Jeff Jackson ..... 1984-85  
Reggie Wilkes ..... 1986-87  
Marcus Cotton ..... 1988-90  
Howard Dinkins ..... 1993  
Jim Ritcher ..... 1994-95  
David Brandon ..... 1996-97  
Jeff Kelly ..... 1999-2002

Karon Riley ..... 2002-03  
Demorrio Williams .. 2004-07  
Tony Gilbert ..... 2008-09  
Robert James ... 2008, 2011-12

### 52

Marion Rushing ..... 1966-68  
Ron Acks ..... 1968-71  
Ken Mitchell ..... 1973-74  
Dewey McClain ..... 1976-80  
Lyman White ..... 1981-82  
John Harper ..... 1983  
Craig Sutter ..... 1997  
Rydell Malancon ..... 1984  
Vinson Smith ..... 1988  
Ken Tippins ..... 1990-95  
Craig Sauer ..... 1996-99  
Matt Stewart ..... 2001-04  
Jordan Beck ..... 2006  
Travis Williams ..... 2007  
Coy Wire ..... 2008-10  
Akeem Dent ..... 2011-12

### 53

Frank Marchlewski .. 1966-68  
Phil Sobocinski ..... 1968  
John Matlock ..... 1970-71  
Paul Ryczek ..... 1974-79  
Neal Musser ..... 1981-83  
Thomas Benson ..... 1984-85  
Doug Barnett ..... 1987  
Dwayne Gordon ..... 1993-94  
Jamal Fountaine ..... 1997  
Mark Simoneau ..... 2000-02  
Keith Newman ..... 2003  
John Leake ..... 2005-06  
Tony Taylor ..... 2007  
Mike Peterson ..... 2009-12

### 54

Bob Sanders ..... 1967  
Grady Allen ..... 1969-72  
Fulton Kuykendall .... 1975-84  
Joel Williams 1979-82, 1986-89  
Robert Lyles ..... 1990-91  
Jesse Solomon ..... 1992-93  
Ruffin Hamilton ..... 1997-99  
Chris Draft ..... 2000-04  
Antoine Cash ..... 2005  
Artie Ulmer ..... 2005  
Brandon Jamison ..... 2006  
Stephen Nicholas ..... 2007-12

### 55

Ralph Heck ..... 1966-68  
Roy Schmidt ..... 1969  
Jim Miller ..... 1971-72  
Ralph Ortega; ..... 1975-78  
Tony Daykin ..... 1979-81

Dave Levenick ..... 1983-84  
Wayne Radloff ..... 1986-88  
Mike Ruether ..... 1990-93  
Nate Miller ..... 1995-97  
Whit Marshall ..... 1999  
Chris Bordano ..... 2000  
Antony Jordan ..... 2000-01  
John Thierry ..... 2002  
Twan Russell ..... 2003  
Eric Johnson ..... 2004  
John Abraham ..... 2006-12

### 56

Joe Cerne ..... 1968  
Dennis Havig ..... 1972-75  
Guy Roberts ..... 1976  
Ron McCartney ..... 1977-79  
Al Richardson ..... 1980-85  
Joe Costello ..... 1986-88  
Darion Conner ..... 1990-93  
Chris Doleman ..... 1994-95  
Keith Brooking ..... 1998-08  
Sean Weatherspoon .. 2010-12

### 57

Bill Jobko ..... 1966  
Dick Absher ..... 1967-68  
Jeff Van Note ..... 1969-86  
Clay Matthews ..... 1994-96

### 58

Don Hansen ..... 1969-75  
Jim Weatherley ..... 1976  
Rick Kay ..... 1977  
Steve Stewart ..... 1978  
David Frye ..... 1983-85  
Jessie Tuggle ..... 1987-00

### 59

Jim Ferguson ..... 1969  
Jim Waskiewicz ..... 1969  
Dena Halverson ..... 1970  
Rudy Kuchenberg ..... 1971  
Noel Jenke ..... 1972  
Lonnie Warwick ..... 1973-74  
Carl Russ ..... 1975  
Robert Pennywell .... 1977-80  
Paul Davis ..... 1981-82  
John Rade ..... 1983-91  
Lorenzo Styles ..... 1995-96  
Ben Talley ..... 1998  
John Holeccek ..... 2002  
Sam Rogers ..... 2003  
Jamie Duncan ..... 2004  
Michael Boley ..... 2005-08  
Spencer Adkins ..... 2009-11

### 60

Tommy Nobis ..... 1966-76





## ALL TIME JERSEY NUMBERS

### 61

Bill Sandeman ..... 1967-73  
 Chuck Correal ..... 1979-80  
 John Brooks ..... 1980  
 Anthony Redmon ..... 2000  
 Ellis Johnson ..... 2002-03  
 Matt Lehr ..... 2005-06  
 Doug Datish ..... 2007  
 Joe Hawley ..... 2010-12

### 62

Gary Roberts ..... 1970  
 John Bramlett ..... 1971  
 Brent Adams ..... 1975-78  
 Robert Jackson ..... 1982  
 Brett Miller ..... 1983-88  
 Keith Alex ..... 1993  
 Dave Richards ..... 1994-95  
 Todd McClure ..... 1999-12

### 63

Jim Wilson ..... 1967  
 Bo Wood ..... 1967  
 Dick Enderle ..... 1969-71  
 Nick Bebout ..... 1973-75  
 Gregg Kindle ..... 1976  
 Mike Zele ..... 1979-83  
 Jeff Kiewel ..... 1985-87  
 Evan Pilgram ..... 1999-2000  
 Roberto Garza ..... 2001-04  
 Justin Blalock ..... 2007-12

### 64

Tom Harmon ..... 1967  
 Andy Maurer ..... 1970-73  
 Pat Howell ..... 1979-83  
 Joe Pellegrini ..... 1984-86  
 Jamie Dukes ..... 1987-93  
 Jeff Pahunoa ..... 1995-96  
 Bob Hallen ..... 1998-2001  
 Martin Bibla ..... 2002-04  
 P.J. Alexander ..... 2006  
 Pat McCoy ..... 2007-08

### 65

Lou Kirouac ..... 1966-67  
 Jack Kupp ..... 1967  
 Steve Duich ..... 1968  
 Bob Breitenstein ..... 1969-70  
 Lynn Gotshalk ..... 1972-76  
 Don Smith ..... 1979-84  
 Lawrence Pillars ..... 1985  
 Guy Bingham ..... 1989-91  
 Roman Fortin ..... 1993-97  
 Greg Bishop ..... 1999  
 Matt O'Neal ..... 2000  
 Kynan Forney ..... 2001-07

### 66

Jim Simon ..... 1966-68  
 John Small ..... 1970-72  
 Ted Fritsch ..... 1973-75  
 Warren Bryant ..... 1978-83  
 Chuck Thomas ..... 1985  
 Billy Hinson ..... 1986  
 Joe Sims ..... 1991  
 Lincoln Kennedy ..... 1993-94  
 Michael Thompson ..... 2000-02  
 Michael Saffer ..... 2003  
 Austin King ..... 2004-06  
 Terrance Pennington ..... 2007  
 Brett Romberg ..... 2009, 2011  
 Peter Konz ..... 2012

### 67

Dan Grimm ..... 1966-68  
 Malcolm Snider ..... 1969-71  
 Walt Brett ..... 1976  
 Eric Sanders ..... 1981-86  
 Mark Mraz ..... 1987  
 Paul Oswald ..... 1988  
 Moe Gardner ..... 1991-96  
 Adam Schreiber ..... 1997-98  
 Wes Shivers ..... 2000  
 Michael Moore ..... 2003-04  
 David Patterson ..... 2007  
 Ben Wilkerson ..... 2007-08  
 Rob Bruggeman ..... 2011

### 68

Bobby Richards ..... 1966-67  
 Dave Hettema ..... 1970  
 Frank Gallagher ..... 1973  
 Larry Bailey ..... 1974  
 Larron Jackson ..... 1975-76  
 R.C. Thielemann ..... 1977-84  
 Dennis Harrison ..... 1986-87  
 John Hunter ..... 1990  
 Mel Agee ..... 1992-95  
 Calvin Collins ..... 1997-00  
 Wayne Gandy ..... 2008  
 Phillip Keith Manley ..... 2012

### 69

Mike Lewis ..... 1971-79  
 Dan Benish ..... 1983-86  
 Houston Hoover ..... 1988-92  
 Thomas Williams ..... 1994  
 Gene Williams ..... 1995-99  
 Ben Claxton ..... 2005-06  
 Alex Stepanovich ..... 2008  
 Harland Gunn ..... 2012

### 70

Rich Marshall ..... 1966  
 Bob Hughes ..... 1967-69  
 Kenny Vineyard ..... 1970

Ron Lee ..... 1983  
 Mike Chapman ..... 1984  
 Willard Goff ..... 1985  
 Reggie Redding ..... 1991  
 Bob Whitfield ..... 1992-03  
 Frank Omiyale ..... 2005-06  
 D'Anthony Batiste ..... 2007

### 71

Joe Szczeco ..... 1966-68  
 John Zook ..... 1969-75  
 Steve George ..... 1976  
 Marv Montgomery ..... 1978  
 Mike Perko ..... 1982  
 Dan Dufour ..... 1983-84  
 Glen Howe ..... 1985-86  
 Chris Hinton ..... 1990  
 Bill Goldberg ..... 1992-94  
 Scott Adams ..... 1997  
 Travis Claridge ..... 2000-03  
 Darrell Shropshire ..... 2005-06  
 Kurt Quarterman ..... 2007  
 Kroy Biermann ..... 2008-12

### 72

Don Talbert ..... 1966-68  
 Greg Lens ..... 1970-71  
 Jim Bailey ..... 1976-78  
 Matthew Teague ..... 1981  
 Andrew Provence ..... 1983-87  
 Oliver Barnett ..... 1990-92  
 Mike Zandofsky ..... 1994-96  
 Matt Knutson ..... 2003  
 Wayne Gandy ..... 2006-07  
 Sam Baker ..... 2008-12

### 73

Errol Linden ..... 1966-68  
 Randy Winkler ..... 1968  
 David Cahill ..... 1969  
 Phil McKinnely ..... 1976-80  
 Mike Simeta ..... 1983  
 Gary Burley ..... 1984  
 Leonard Mitchell ..... 1987-88  
 Mitch Willis ..... 1988  
 John Washington ..... 1992  
 Ernie Logan ..... 1993  
 Dunstan Anderson ..... 1994  
 Ethan Brooks ..... 1996  
 Dave Kadela ..... 2001  
 Dwayne Morgan ..... 2003  
 Steve Herndon ..... 2004  
 Harvey Dahl ..... 2007-10  
 Kirk Chambers ..... 2011

### 74

Karl Rubke ..... 1966-67  
 Art Strahan ..... 1968  
 Bill Sabatino ..... 1969



## ALL TIME JERSEY NUMBERS

Jim Sullivan ..... 1970  
 Mike Tilleman ..... 1973-76  
 Wilson Faumuina ..... 1977-81  
 Mike Pitts ..... 1983-86  
 Chuck Herman ..... 1980  
 John Scully ..... 1981-88, 1990  
 Robbie Tobeck ..... 1993-99  
 Tory Epps ..... 1990-92  
 Jeff Zgonina ..... 1996  
 Ephraim Salaam ... 1998-2001  
 Todd Weiner ..... 2002-08  
 Will Svitek ..... 2009-12

### 75

Ed Cook ..... 1966-67  
 George Kunz ..... 1969-74  
 Jeff Merrow ..... 1975-83  
 Roy Harris ..... 1984-85  
 Tony Casillas ..... 1986-90  
 Chris Hinton ..... 1991-93  
 Irv Eatman ..... 1994  
 Lincoln Kennedy ..... 1995  
 Shane Dronett .... 1997-2002  
 Rod Coleman ..... 2004-07  
 Simon Fraser ..... 2008  
 Garrett Reynolds.... 2009-12

### 76

Guy Reese ..... 1966  
 Jim Gia Garcia ..... 1968  
 Mike Gann ..... 1985-93  
 Antone Davis ..... 1997  
 Jose Portilla ..... 1998-99  
 Chris Banks ..... 2000-01  
 Kevin Shaffer ..... 2002-05  
 Quinn Ojinnaka .... 2006-09  
 Lamar Holmes ..... 2012

### 77

Chuck Sieminski ..... 1966-67  
 Bruce Bosley ..... 1969  
 Rosie Manning ..... 1972-75  
 Ron East ..... 1976  
 Edgar Fields ..... 1977-80  
 Doug Rodgers ..... 1982  
 Rick Bryan ..... 1984-92  
 Matt Willig ..... 1997  
 Pellom McDaniels ... 1999-00  
 Ronald Flemons ..... 2002  
 Tyson Clabo ..... 2006-12

### 78

Rich Koeper ..... 1966  
 Jerry Shay ..... 1968-69  
 Greg Marx ..... 1973  
 Roy Hilton ..... 1975  
 Bill Windauer ..... 1976  
 Mike Kenn ..... 1978-94

### 79

Carlton Dabney ..... 1968  
 Cleo Walker ..... 1971  
 Chuck Walker ..... 1971-75  
 Jeff Yeates ..... 1976-84  
 Bill Fralic ..... 1985-91  
 Dave Widell ..... 1998  
 Henry Taylor ..... 2000  
 Ronald Flemons ..... 2001  
 Ryan Watson ..... 2002  
 Barry Stokes ..... 2005  
 Renardo Foster ..... 2007  
 Mike Johnson ..... 2010-12

### 80

Gary Barnes ..... 1966-67  
 Bob Jones ..... 1969  
 Todd Snyder ..... 1970-72  
 Louis Neal ..... 1973-74  
 Karl Farmer ..... 1976-77  
 Bob Long ..... 1980  
 Junior Miller ..... 1980-83  
 Mike Landrum ..... 1984  
 Andre Rison ..... 1990-94  
 Tyrone Brown ..... 1995-96  
 Tony Martin ..... 1998  
 Chris Calloway ..... 1999  
 Eugene Baker ..... 2000  
 Willie Jackson ..... 2002  
 Terrence Edwards ..... 2003  
 Eric Beverly ..... 2004-06  
 Courtney Anderson ..... 2007  
 Marty Booker ..... 2009  
 Kerry Meier ..... 2010-12

### 81

Ralph Smith ..... 1969  
 Wes Chesson ..... 1971-73  
 Gerald Tinker ..... 1974-75  
 Bob Adams ..... 1976  
 Dennis Pearson ..... 1978-79  
 Billy Johnson ..... 1982-87  
 Michael Haynes ..... 1988-93  
 Terance Mathis ..... 1994-01  
 Trevor Gaylor ..... 2002  
 Peerless Price ..... 2003-04  
 Adam Jennings ..... 2006-08  
 Marcus Pollard ..... 2008  
 Michael Palmer ..... 2010-12

### 82

Bob Sherlag ..... 1966  
 Bob Lee ..... 1969  
 Ken Burrow ..... 1971-75  
 Billy Ryckman ..... 1977-79  
 Stacey Bailey ..... 1982-90  
 Jason Phillips ..... 1991-93  
 Leonard Harris ..... 1994  
 Michael Haynes ..... 1997

Ronnie Harris ..... 1998-99  
 Mareno Philyaw ..... 2000  
 Darrin Chiaverini ..... 2002  
 LaTarence Dunbar ..... 2003  
 Jerome Pathon ..... 2005  
 Joe Zelenka ..... 2009-11

### 83

Tom Hutchinson ..... 1966  
 Larry Mialik ..... 1972-74  
 James Wright ..... 1978-79  
 Floyd Hodge ..... 1982-84  
 Aubrey Matthews .... 1986-88  
 Tony Jones ..... 1992  
 Ricky Sanders ..... 1994-95  
 Tim Dwight ..... 1998-00  
 Alge Crumpler ..... 2001-07  
 Harry Douglas ..... 2008-12

### 84

Vern Burke ..... 1966  
 Mike Donohoe . 1968, 1970-71  
 Thomas Geredine .... 1973-74  
 Alfred Jenkins ..... 1975-83  
 Sylvester Stamps .... 1984-88  
 Joey Jones ..... 1986  
 James Milling ..... 1988, 1990  
 Darryl Spencer ..... 1994  
 Freddie Scott ..... 1996  
 Mercury Hayes ..... 1997  
 Rod Monroe ..... 1998-99  
 Shawn Jefferson .... 2000-02  
 Roddy White ..... 2005-12

### 85

Billy Martin ..... 1966-67  
 Paul Flatley ..... 1968-69  
 Ray Poage ..... 1971  
 Alfred Jackson ..... 1978-84  
 Anthony Allen ..... 1985-86  
 Lew Barnes ..... 1988  
 Shawn Collins ..... 1989-90  
 Drew Hill ..... 1992-93  
 David Mims ..... 1994  
 Roell Preston ..... 1995-96  
 Brian Kozlowski ..... 1997-03  
 Dwayne Blakley ..... 2004-08  
 Jason Rader ..... 2008-09

### 86

Tommy Tolleson ..... 1966  
 Jim Mitchell ..... 1969-79  
 Mike Smith ..... 1980  
 Ben Young ..... 1983  
 Perry Tuttle ..... 1984  
 Floyd Dixon ..... 1986-91  
 Mitch Lyons ..... 1993-96  
 Ed Smith ..... 1997-98  
 Bryan Still ..... 1999



## ALL TIME JERSEY NUMBERS

Brian Finneran ..... 2000-10  
Chase Coffman ..... 2012

### 87

Claude Humphrey 68-74, 76-78  
Russ Mikeska ..... 1979-83  
Cliff Benson ..... 1984-85  
Ron Middleton ..... 1986-87  
Danzell Lee ..... 1988-89  
Gary Wilkins ..... 1989-90  
James Milling ..... 1992  
Bert Emanuel ..... 1994-97  
Jammi German ..... 1998-00  
Kahlil Hill ..... 2002  
Damon Gibson ..... 2002  
Jimmy Farris ..... 2002-04  
Romby Bryant ..... 2005  
Ashley Lelie ..... 2006  
Joe Horn ..... 2007  
Justin Peelle ..... 2008-10  
Tommy Gallarda ..... 2012

### 88

Sam Williams ..... 1966-67  
Glen Condren ..... 1969-72  
Henry Childs ..... 1974  
Greg McCrary ..... 1975-77  
Lewis Gilbert ..... 1978-79  
Clay Brown ..... 1982  
Keith Krepfle ..... 1982  
Arthur Cox ..... 1983-87  
Alex Higdon ..... 1988  
Troy Sadowski ..... 1990  
Harper Le Bel ..... 1992-96  
O.J. Santiago ..... 1997-99  
Quentin McCord ..... 2002-03  
John Lewis ..... 2003  
Martrez Milner ..... 2007-08  
Tony Gonzalez ..... 2009-12

### 89

Hugh McInnis ..... 1966  
Rich Cas ..... 1968  
Randy Marshall ..... 1970-71  
Wallace Francis ..... 1975-81  
Willie Curran ..... 1982-84  
Charlie Brown ..... 1985-87  
Jessie Hester ..... 1988-89  
George Thomas ..... 1990-91  
J.J. Birden ..... 1995-96  
Todd Kinchen ..... 1997-98  
Reggie Kelly ..... 1999-02  
Sean Brewer ..... 2003  
Dez White ..... 2004-05  
Ben Hartsock ..... 2008  
Keith Zinger ..... 2009  
Reggie Kelly ..... 2011

### 90

Chuck Smith ..... 1992-99  
Ron Moore ..... 2001  
Will Overstreet ..... 2002-03  
Grady Jackson ..... 2006-08  
Lawrence Sidbury ..... 2009-12

### 91

Aaron Brown ..... 1986-87  
John Burrough ..... 1995-98  
Ben Huff ..... 1999  
Brady Smith ..... 2000-05  
Paul Carrington ..... 2006  
Corey Peters ..... 2010-12

### 92

Ronnie Washington ..... 1985  
George Yarno ..... 1988-89  
Lester Archambeau ..... 1993-99  
Reggie McGrew ..... 2002  
Terrence Robinson ..... 2003  
Karon Riley ..... 2004  
Chauncey Davis ..... 2005-10  
Travian Robertson ..... 2012

### 93

Aundray Bruce ..... 1988-91  
Dan Owens ..... 1996-97  
Shawn Swayda ..... 1998-01  
Sam Rogers ..... 2002  
Raymond House ..... 2003  
Junior Glymph ..... 2004-05  
Tim Anderson ..... 2007  
Thomas Johnson ..... 2009-10  
Ray Edwards ..... 2011

### 94

Charles Martin ..... 1988  
Henri Crockett ..... 1997-01  
James Cotton ..... 2003  
Chad Lavalais ..... 2004-05  
Josh Mallard ..... 2006  
Kindal Moorehead ..... 2008  
Peria Jerry ..... 2009-12

### 95

Michael Reid ..... 1987-92  
Pierce Holt ..... 1993-95  
Esera Tuaolo ..... 1998  
Ed Jasper ..... 1999-2004  
Jonathon Babineaux ..... 2005-12

### 96

Johnnie Taylor ..... 1984-86  
Rich Kraynak ..... 1987  
Reggie Camp ..... 1988  
Todd Kelly ..... 1996  
Dan Sharp ..... 1987  
Gary Wilkins ..... 1988-89

Anthony Pleasant ..... 1997  
Antonio Edwards ..... 1998  
Chris White ..... 2000  
Antwan Lake ..... 2004-05  
Montavious Stanley ..... 2007  
Jonathan Massaquoi ..... 2012

### 97

Jumpy Geathers ..... 1993-95  
Cornelius Bennett ..... 1996-98  
Patrick Kerney ..... 1999-06  
Trey Lewis ..... 2007-10  
Carlton Powell ..... 2011

### 98

Greg Brown ..... 1987-88  
Travis Hall ..... 1995-04  
Ike Reese ..... 2005-06  
Jamaal Anderson ..... 2007-10  
Cliff Matthews ..... 2011-12

### 99

Tim Green ..... 1986-93  
Darryl Talley ..... 1995  
Nathan Davis ..... 1997  
Chuck Wiley ..... 2000-02  
Demetrin Veal ..... 2003  
Khaleed Vaughn ..... 2004  
Tommy Jackson ..... 2006  
Derrick Jones ..... 2007  
Jason Jefferson ..... 2008  
Vance Walker ..... 2009-12



## DRAFT CHOICES BY YEAR

### 1966

- Tommy Nobis, LB (1) . . . . . Texas
- Randy Johnson, QB (15) . . . . . Texas A&I
- Nick Rassas, S . . . . . Notre Dame
- Jerry Jones, T . . . . . Bowling Green
- Mike Dennis, RB . . . . . Mississippi
- Phil Sheridan, TE . . . . . Notre Dame
- Ken Reaves, CB . . . . . Norfolk State
- Bill Asbury, RB . . . . . Kent State
- Bill Wolski, RB . . . . . Notre Dame
- Martin Kahn, T . . . . . N. Texas State
- Charlie Casey, WR . . . . . Florida
- Bill Johnson, RB . . . . . Suwanee
- Bill Goss, LB . . . . . Tulane
- Bob Sanders, C . . . . . N. Texas State
- Mike Bender, G . . . . . Arkansas
- Steve Sloan, QB . . . . . Alabama
- Ken Hollister, T . . . . . Indiana
- Bob Collins, T . . . . . South Carolina
- Steve Ecker, P . . . . . Shippensburg St.
- Tommy Tolleson, WR . . . . . Alabama
- Jim Vining, G . . . . . Rice
- Lurley Archambeau, C . . . . . Toledo
- Doug Korver, C . . . . . State Col. of Iowa
- Walt Mainer, CB-S . . . . . Xavier
- Bob Riggie, S . . . . . Penn. State

### 1967

- Choice traded to San Francisco*
- Leo Carroll, DE (31) . . . . . San Diego State
- Jimmy Jordan, RB . . . . . Florida
- Choice traded to Cleveland*
- Bill Delaney, TE . . . . . Amer. Internat'l.
- Randy Matson, DE . . . . . TX. A&M (*from S.F.*)
- Choice traded to Baltimore*
- Gene Snipes, WR . . . . . Elizabeth City
- (*from Los Angeles*)
- Martine Bercher, CB-S . . . . . Arkansa
- (*from Baltimore*)
- Corey Colehour, QB . . . . . North Dakota
- Choice traded to Washington*
- Bob Moten, WR . . . . . Bishop, Tex.
- Dick Schafoth, T . . . . . Iowa
- John Walker, LB . . . . . Jackson State
- Bill Gentry, LB . . . . . North Carolina St.
- Sandor Szabo, K . . . . . Ithaca
- Tom Bryan, RB . . . . . Auburn
- Al Nicholas, RB . . . . . Sacramento State
- Larry Chester, CB-S . . . . . Allen
- Bill Buckner, QB . . . . . Delta State

### 1968

- Claude Humphrey, DE (3) Tenn. St.
- Carlton Dabney, DT . . . . . Morgan State
- John Wright, WR . . . . . Illinois
- (*from Green Bay through Los Angeles*)
- Choice traded to Chicago*
- Choice traded to St. Louis*
- Choice traded to Washington*

- Jim Hagle, RB . . . . . So. Methodist
- Joe Wynns, CB-S . . . . . S. Carolina State
- (*from Pittsburgh*)
- Rick Eber, WR . . . . . Tulsa (*from Bal.*)
- Choice traded to Minnesota*
- Ray Jeffords, TE . . . . . Georgia
- Henry Holland, C . . . . . No. Texas State
- Mike Tomasini, DT . . . . . Colorado State
- Greg Brezina, LB . . . . . Houston
- A.J. Vaughan, RB . . . . . Wayne State
- Bill Harris, RB . . . . . Colorado
- Joe Polk, RB . . . . . Livingstone, N.C.
- Don Bean, WR . . . . . Houston
- Roy Hall, T . . . . . San Jose State
- Jim Schmidt, CB-S . . . . . San Francisco

### 1969

- George Kunz, T (2) . . . . . Notre Dame
- Paul Gipson, RB . . . . . Houston
- Malcolm Snider, G . . . . . Stanford
- Jon Sandstrom, G . . . . . Oregon State
- (*from N.Y. Giants through Los Angeles*)
- Jim Mitchell, TE . . . . . Prairie View
- Dicky Lyons, RB . . . . . Kentucky
- (*from Balt*)
- Choice traded to Minnesota*
- Tony Pleviak, DT . . . . . Illinois
- (*from Dallas through Baltimore*)
- Choice traded to Los Angeles*
- Wally Oyler, CB-S . . . . . Louisville
- (*from Det.*)
- Dick Enderle, G . . . . . Minnesota
- Ted Cottrell, LB . . . . . Delaw. Valley
- (*from Det.*)
- Jim Callahan, WR . . . . . Temple
- Choice traded to Baltimore*
- Jeff Staniel, RB . . . . . Miss. Valley
- Jeff Van Note, C . . . . . Kentucky
- Denver Samples, DE . . . . . Texas-El Paso
- Harry Carpenter, G . . . . . Tennessee State
- Billy Hunt, CB-S . . . . . Kansas
- Jim Weatherford, S . . . . . Tennessee
- Ed Hughes, RB . . . . . Texas Southern
- Paul Williams, WR . . . . . California
- Oscar Jenkins, CB . . . . . Virginia Union
- Larry Butler, LB . . . . . Stanford
- Bill Holland, RB . . . . . So. California

### 1970

- John Small, LB (12) . . . . . Citadel
- Art Malone, RB . . . . . Arizona State
- Andy Maurer, G . . . . . Oregon
- Todd Synder, WR . . . . . Ohio (*from NYG*)
- Paul Reed, T . . . . . Johnson C. Smith
- (*from PHI*) *Choice traded to St. Louis*
- Bruce Van Ness, RB . . . . . Rutgers
- (*from Philadelphia through N.Y. Giants*)
- Ken Mendenhall, C . . . . . Oklahoma
- Mack Herron, RB . . . . . Kansas State



## DRAFT CHOICES BY YEAR

- Jade Butcher, WR . . . . . Indiana  
(*from Wash*)
- Randy Marshall, DE . . . . . Linfield (*from LA*)
7. *Choice traded to Los Angeles*
- Gary Orcutt, WR . . . . . S. Cal. (*from NYG*)
8. Larry Brewer, TE . . . . . Louisiana Tech  
(*from NYG*)
- Seth Miller, S . . . . . Arizona State
9. Roy Robinson, CB-S . . . . . Montana
10. Jim Hatcher, CB-S . . . . . Kansas
11. Mike Brunson, WR-RB . . . . . Arizona State
12. Lonnie Holton, RB . . . . . N. Michigan
13. Rick Stepanek, DT . . . . . Iowa
14. Chuck Wald, WR . . . . . No. Dakota State
15. Keith Mauney, CB-S . . . . . Princeton
16. Steve Parnell, WR . . . . . Massachusetts
17. Bill Bell, K . . . . . Kansas

### 1971

1. Joe Profit, RB (7) . . . . . N.E. Louisiana
2. Ken Burrow, WR . . . . . San Diego State
3. Leo Hart, QB . . . . . Duke
4. Mike Potchad, DT . . . . . Pittsburg State
5. Ray Jarvis, WR . . . . . Norfolk State
6. Tom Hayes, CB . . . . . San Diego State
- Ray Brown, S . . . . . West Texas St.  
(*from NYG*) . . . . .
7. Wes Chesson, WR . . . . . Duke
8. Dennis Havig, G . . . . . Colorado
9. Alvin Griffin, WR . . . . . Tuskegee
10. Faddie Tillman, DE . . . . . Boise State
11. Larry Shears, CB-S . . . . . Lincoln, Mo.
12. Ronny Lowe, WR . . . . . Fort Valley State
13. Dan Crooks, CB-S . . . . . Wisconsin
14. Deryl Comer, TE . . . . . Texas
15. Wallace Clark, RB . . . . . Auburn
16. Lindsey James, RB/TE . . . . . San Diego St.
17. Willie Martin, RB . . . . . Johnson C. Smith

### 1972

1. Clarence Ellis, S (15) . . . . . Notre Dame
2. Pat Sullivan, QB . . . . . Auburn  
(*from Philadelphia through Detroit*)
- Steve Okoniewski, T . . . . . Montana  
(*from Det.*)
- Roosevelt Manning, DT . . . . . N.E. Okla.
3. Les Goodman, RB . . . . . Yankton, S.D.
4. Andy Howard, DT . . . . . Grambling
5. Bill Taylor, RB . . . . . Mich. (*from Buff*)
- Ralph Cindrich, LB . . . . . Pittsburgh
6. Mike Perfetti, P-S . . . . . Minnesota  
(*from New England through N.Y. Giants*)
6. Fred Riley, WR . . . . . Idaho  
(*choice reacquired from New Orleans*)
7. Lance Moon, RB . . . . . Wisconsin
8. Hank Brandon, RB . . . . . Southern U.
9. Ray Easterling, S . . . . . Richmond
10. *Choice traded to St. Louis*
11. Jack Phillips, WR . . . . . Grambling

12. Larry Mialik, TE . . . . . Wisconsin
13. Henry Sovio, TE . . . . . Hawaii
14. Tom Chandler, LB . . . . . Minnesota
15. Oscar Jenkins, CB . . . . . Virginia Union
16. Larry Butler, LB . . . . . Stanford
17. Bill Holland, RB . . . . . So. California

### 1973

1. *Choice traded to Houston*
2. Greg Marx, DT (39) . . . . . Notre Dame
3. *Choice traded to San Diego through Oakland*
4. Thomas Geredine, WR . . . . . N.E. Mo. State
5. *Choice traded to Washington*
6. Nick Bebout, T . . . . . Wyoming
7. George Campbell, CB . . . . . Iowa St.
8. Tom Reed, G . . . . . Arkansas
9. Russ Ingram, C . . . . . Tex. Tech
10. Nick Mike-Mayer, K . . . . . Temple
11. Byron Buelow, DB . . . . . LaCrosse, Wis.
12. Mike Samples, DT . . . . . Drake
13. Chris Stecher, T . . . . . Claremont-Mud.
14. John Madeya, QB . . . . . Louisville
15. Tom Gage, DB . . . . . Lamar Tech
16. Rufus Ferguson, RB . . . . . Wisconsin
17. Jim Hodge, WR . . . . . Arkansas

### 1974

1. *Traded choice and quarterback Bob Berry to Minnesota for veterans Bob Lee, a quarterback, and linebacker Lonnie Warwick.*
2. Gerald Tinker, WR (44) . . . . . Kent State
3. Kim McQuilken, QB . . . . . Lehigh
- Maurice Spencer, DB . . . . . N. Carolin Cen.
4. Vince Kendrick, RB . . . . . Florida
5. Henry Childs, TE . . . . . Kansas State
- Monroe Eley, RB . . . . . Ariz. State
6. Doyle Orange, RB . . . . . Southern Miss.
7. James Coode, T . . . . . Michigan
8. *Choice to Green Bay through New Orleans*
9. Larry Bailey, DT . . . . . Pacific
10. Paul Ryczek, C . . . . . Virginia
11. Eddie Wilson, WR . . . . . Albany State
12. Vic Koegel, LB . . . . . Ohio State
13. Ralph Powell, RB . . . . . Nebraska
14. John Givens, G . . . . . Villanova
15. Willie Jones, WR . . . . . Iowa State
16. Sylvester McGee, RB . . . . . Rhode Island
17. Al Davis, G/T . . . . . Boise State

### 1975

1. Steve Bartkowski, QB (1) . . . . . California
2. Ralph Ortega, LB . . . . . Florida
3. Woody Thompson, RB . . . . . Miami
4. John Nessel, G . . . . . Penn. State
5. Greg McCrary, TE . . . . . Clark
6. Fulton Kuykendall, LB . . . . . UCLA
- Doug Payton, G . . . . . Colorado
7. Mike Esposito, RB . . . . . Boston College
8. Brent Adams, T . . . . . U. Tenn/C'nooga



## DRAFT CHOICES BY YEAR

9. Brad Davis, RB ..... LSU
10. Marshall Mills, WR ..... West Virginia
11. Jeff Merrow, DT ..... West Virginia
12. Alonza Pickett, T ..... Texas Southern
13. Cart Russ, LB ..... Michigan
14. Steve Robinson, DT ..... Tuskegee
15. Jimmy Robinson, WR .... Georgia Tech
16. Steve Knutson, G ..... Southern Cal.
17. Mitch Anderson, QB ..... Northwestern

### 1976

1. Bubba Bean, RB (9) ..... Texas A&M
2. Sonny Collins, RB ..... Kentucky
3. Dave Scott, T ..... Kansas
4. Walt Brett, DE ..... Montana
5. Traded to Minnesota
6. Stan Varner, DT ..... Brigham Young
7. Karl Farmer, WR ..... Pittsburgh
8. Frank Reed, DB ..... Washington
9. Phil McKinnely, T ..... UCLA
10. *No Selection*
11. Chuck Brislin, T ..... Mississippi State
12. Pat Bolton, K ..... Montana State
13. Mike Williams, T ..... Florida
14. Mark Husfloen, DE ..... Washington St.
15. Ron Olson, DB ..... Washington
16. Pat Curto, LB ..... Ohio State
17. Tony Green, DB ..... Texas Tech

### 1977

1. Warren Byrant, T (6) ..... Kentucky
- Wilson Faumuina, DT (20) San Jose State
2. R.C. Thielemann, G-C .... Arkansas
3. Edgar Fields, DT-DE ..... Texas A&M
4. Allan Leavitt, KS ..... Georgia
5. Shelton Diggs, WR ..... So. California
6. Keith Jenkins, DB ..... Cincinnati
7. *No selection*
8. Walter Packer, WR ..... Mississippi State
9. John Maxwell, T ..... Boston College
- Robert Speer, DE ..... Arkansas State
10. Billy Ryckman, WR ..... Louisiana Tech
11. Dave Farmer, RB ..... Southern Cal.
12. Don Parrish, DE ..... Pittsburgh

### 1978

1. Mike Kenn, T (13) ..... Michigan
2. Steve Stewart, LB ..... Minnesota
3. Stan Waldemore, G ..... Nebraska
4. Brian Cabral, LB ..... Colorado
5. Dennis Pearson, WR ..... San Diego St.
6. Rodney Parker, WR ..... Tennessee St.
7. Alfred Jackson, WR ..... Texas
- James Wright, TE ..... Texas Christian
8. David Adkins, LB ..... Ohio St.
- David Williams, DB ..... Tenn.-Martin
9. Tom Pridemore, DB ..... West Virginia
10. Ricky Patton, RB ..... Jackson St.
- Ray Strong, RB ..... Nev. Las Vegas

11. Milton "Scooter" Reed, DB Baylor
12. Daria Butler, LB ..... Oklahoma St.

### 1979

1. Don Smith, DE (17) ..... Miami
2. Pat Howell, G ..... Southern Cal.
3. James Mayberry, RB ..... Colorado
- William Andrews, RB ..... Auburn
4. Lynn Cain, RB ..... Southern Cal.
- Charles Johnson, DB ..... Grambling
5. Mike Zele, DT ..... Kent State
6. Mike Moroski, QB ..... Cal-Davis
7. Roger Westlund, T ..... Washington
8. Keith Miller, LB ..... NE Oklahoma
9. Dave Parkin, DB ..... Utah State
10. Bruce Beekley, LB ..... Oregon
11. Bill Leer, C ..... Colorado St.
12. Stuart Walker, LB ..... Colorado

### 1980

1. Junior Miller, TE (7) ..... Nebraska
2. Buddy Curry, LB ..... North Carolina
3. Earl Jones, CB ..... Norfolk State
4. Jim Laughlin, LB ..... Ohio State
- I.M. Hipp, RB ..... Nebraska
5. Brad Vassar, LB ..... Pacific
- Kenny Johnson, DB ..... Mississippi State
6. Mike Davis, DB ..... Colorado
7. Mike Smith, WR ..... Grambling
8. Al Richardson, LB ..... Georgia Tech
9. Glen Keller, C ..... West Texas State
10. Walt Bellamy, DB ..... V.M.I.
11. Mike Babb, DB ..... Oklahoma
12. Quinn Jones, RB ..... Tulsa

### 1981

1. Bobby Butler, CB (25) .... Florida State
2. Lyman White, LB ..... Louisiana State
3. Scott Woerner, DB ..... Georgia
4. John Scully, C ..... Notre Dame
5. Eric Sanders, T ..... Nevada-Reno
6. Harry Stanback, DT ..... North Carolina
7. Matthew Teague, DE .... Prairie View
8. Cliff Toney, DC ..... Auburn
9. Calvin Fance, RB ..... Rice
10. Robert Murphy, S ..... Ohio State
11. Keith Chappelle, WR ..... Iowa
12. Mark McCants, S ..... Temple

### 1982

1. Gerald Riggs, RB (9) ..... Arizona State
2. Doug Rogers, DE ..... Stanford
3. Stacey Bailey, WR ..... San Jose State
4. Reggie Brown, RB ..... Oregon
5. Von Mansfield, DB ..... Wisconsin
6. Mike Kelley, QB ..... Georgia Tech
7. David Toloumu, RB ..... Hawaii
8. Ricky Eberhart, DB ..... Morris Brown
9. Mike Horan, P ..... Cal St.-Long Bch.





## DRAFT CHOICES BY YEAR

10. Curtis Stowers, LB . . . . . Mississippi State
11. Jeff Keller, WR . . . . . Washington St.
12. Dave Levenick, LB . . . . . Wisconsin

### 1983

1. Mike Pitts, DE (16) . . . . . Alabama
2. James Britt, DB . . . . . LSU
3. Andrew Provence, DT . . . . . South Carolina
4. John Harper, LB . . . . . Southern Illinois
5. Brett Miller, T . . . . . Iowa
6. Anthony Allen, WR . . . . . Washington
7. Jeff Turk, DB . . . . . Boise State
8. John Rade, LB . . . . . Boise State
9. Traded to Baltimore
10. Ralph Giacomarro, P . . . . . Penn State
11. John Salley, DB . . . . . Wyoming
12. Allama Matthews, TE . . . . . Vanderbilt

### 1984

1. Rick Bryan, DT (9) . . . . . Oklahoma
2. Scott Case, S . . . . . Oklahoma
3. Thomas Benson, LB . . . . . Oklahoma
4. Rodney McSwain, DB . . . . . Clemson
4. Rydell Malancon, LB . . . . . LSU
5. Cliff Benson, TE . . . . . Purdue
6. Ben Bennett, QB . . . . . Duke
6. Dan Ralph, DT . . . . . Oregon
7. Kirk Dodge, LB . . . . . Nev. Las Vegas
8. Jeff Jackson, LB . . . . . Auburn
9. Glenn Howe, T . . . . . Southern Miss.
10. Derrick Franklin, DB . . . . . Fresno State
11. Tommy Norman, WR . . . . . Jackson State
12. Don Holmes, WR . . . . . Colorado

### \*SUPPLEMENTAL DRAFT - JUNE 5, 1984

1. Joey Jones, WR (9) . . . . . Alabama Birm.
2. Mike McInnis, DT . . . . . Ark-Pine Bluff
3. Dennis Woodberry, DB . . . . . Southern Arkans.

### 1985

1. Bill Fralic, T (2) . . . . . Pittsburgh
2. Mike Gann, DE . . . . . Notre Dame
3. Choice traded to Minnesota
4. Emile Harry, WR . . . . . Stanford
5. Choice traded to St. Louis
6. Reggie Pleasant, CB . . . . . Clemson
7. Choice traded to Cincinnati
8. Ashley Lee, S . . . . . Virginia Tech
8. Ronnie Washington, LB . . . . . N.E. Louisiana
9. Micah Moon, LB . . . . . North Carolina
10. Brent Martin, C . . . . . Stanford
11. John Ayres, CB . . . . . Illinois
12. Ken Whisenhunt, TE . . . . . Georgia Tech

### 1986

- 1a. Tony Casillas, NT (2) . . . . . Oklahoma
- 1b. Tim Green, LB (17) . . . . . Syracuse
2. Traded to Washington in '85 for LB in '86
3. Traded earlier for QB Turk Schonert

4. Traded to L.A. Raiders for Bret Clark, S Nebraska
5. Traded to Philadelphia for LB Joel Williams
- 6a. Floyd Dixon, WR . . . . . Stephen F. Aust.
- 6b. . . . . Keith Williams, RN Missouri
7. Traded earlier to Phil. for LB Reggie Wilkes
8. Kevin Hudgens, DT . . . . . Idaho State
9. Kevin Starks, TE . . . . . Minnesota
10. Tony Baker, RB . . . . . East Carolina
11. Chris Hegg, QB . . . . . Missouri
12. Steve Griffin, WR . . . . . Purdue

### 1987

1. Chris Miller, QB (12) . . . . . Oregon
2. Kenny Flowers, RB . . . . . Clemson
3. Choice traded to Green Bay
4. Ralph Van Dyke, T . . . . . Southern Illinois
5. Mark Mraz, DE . . . . . Utah State
6. Paul Kiser, G . . . . . Wake Forest
7. Michael Reid, LB . . . . . Wisconsin
8. Curtis Taliaferro, LB . . . . . Virginia Tech
9. Terrence Anthony, CB . . . . . Iowa State
10. Jerry Reese, TE . . . . . Illinois
11. Elbert Shelley, S . . . . . Arkansas State
12. Larry Emery, RB . . . . . Wisconsin

### 1988

1. Aundray Bruce, LB (1) . . . . . Auburn
2. Marcus Cotton, LB . . . . . Southern Cal.
3. Alex Higdon, TE . . . . . Ohio State
4. Choice traded to Philadelphia
5. Charles Dimry, DB . . . . . Nev.-Las Vegas
- 6a. George Thomas, WR . . . . . Nev.-Las Vegas
- 6b. Houston Hoover, G . . . . . Jackson State
7. Michael Haynes, WR . . . . . N. Arizona
8. Phillip Brown, LB . . . . . Alabama
9. James Primus, RB . . . . . UCLA
10. Stan Clayton, T . . . . . Penn State
11. James Milling, WR . . . . . Maryland
12. Carter Wiley, S . . . . . Virginia Tech

### 1989

- 1a. Deion Sanders, CB (5) . . . . . Florida State
- 1b. Shawn Collins, WR (27) . . . . . Northern Arizona
2. Ralph Norwood, T . . . . . Louisiana State
3. Keith Jones, RB . . . . . Illinois
4. Choice traded to Cincinnati
5. Choice traded to LA Raiders
6. Troy Sadowski, TE . . . . . Georgia
7. Undra Johnson, RB . . . . . West Virginia
8. Paul Singer, QB . . . . . Western Illinois
9. Chris Dunn, LB . . . . . Cal-Poly SLO
10. Choice traded to Cincinnati
11. Greg Paterra, RB . . . . . Slippery Rock
12. Tony Bowick, NT . . . . . U. Tenn./Chatt.

### 1990

1. Steve Broussard, RB (20) . . . . . Washington St.
2. Darion Conner, LB . . . . . Jackson State



## DRAFT CHOICES BY YEAR

3. Oliver Barnett, DL . . . . . Kentucky
4. Reggie Redding, T . . . . . Cal St.-Fullerton
5. Mike Pringle, RB . . . . . Cal St.-Fullerton
6. Tory Epps, NT . . . . . Memphis State
7. Darrell Jordon, LB . . . . . Northern Arizona
8. Donnie Salum, LB . . . . . Arizona
9. Chris Ellison, S . . . . . Houston
10. Shawn McCarthy, S . . . . . Purdue

### 1991

- 1a. Bruce Pickens, CB (3) . . . . . Nebraska
- 1b. Mike Pritchard, WR (13) . . . . . Colorado
2. Brett Favre, QB . . . . . Southern Miss.
3. *Choice traded to Miami*
4. Moe Gardner, NT . . . . . Illinois
5. James Goode, LB . . . . . Oklahoma
6. Erric Pegram, RB . . . . . N. Texas St
- 7a. Brian Mitchell, DB . . . . . BYU
- 7b. Mark Tucker, C . . . . . USC
8. Randy Austin, TE . . . . . UCLA
9. Ernie Logan, DE . . . . . East Carolina
- 10a. Walter Sutton, WR . . . . . S.W. Minnesota
- 10b. Pete Lucas, T . . . . . Stevens Pt., Wis
11. Joe Sims, NT . . . . . Nebraska
12. Bob Christain, RB . . . . . Northwestern

### 1992

- 1a. Bob Whitfield, OT (8<sup>th</sup>) . . . . . Stanford
- 1b. Tony Smith, RB . . . . . So. Mississippi
2. Chuck Smith, DE . . . . . Tennessee
3. Howard Dinkins, LB . . . . . Florida State
4. Frankie Smith, CB . . . . . Baylor
5. *Choice traded to San Diego*
6. Terry Ray, S . . . . . Oklahoma
7. Tim Paulk, LB . . . . . Florida
- 8a. Derrick Moore, RB . . . . . N.E. St. Oklahom.
- 8b. Reggie Dwight, TE . . . . . Troy State
9. Keith Alex, T-G . . . . . Texas A&M
10. Darryl Hardy, LB . . . . . Tennessee
11. Robin Jones, DE . . . . . Baylor

### 1993

1. Lincoln Kennedy, G-T (9<sup>th</sup>) Washington
2. Roger Harper, S . . . . . Ohio State
3. Harold Alexander, P . . . . . Appalachian St.
4. *Choice traded to Green Bay*
5. Ron George, LB . . . . . Stanford
6. Mitch Lyon, TE . . . . . Michigan State
7. Darnell Walker, CB . . . . . Oklahoma
8. Shannon Baker, WR . . . . . Florida State

### 1994

1. *Traded No. 1 Pick (7<sup>th</sup> overall), No. 3 Pick (83<sup>rd</sup> overall), and a conditional 1996 Pick (#2) to Indianapolis for QB Jeff George.*
2. Bert Emanuel, WR . . . . . Rice
- 3a. Anthony Phillips, CB . . . . . Texas A&I
- 3b. Alai Kalaniuevalu, G . . . . . Oregon State
- 4a. Perry Klein, QB . . . . . C.W. Post
- 4b. Mitch Davis, LB . . . . . Georgia

5. Harrison Houston, WR . . . . . Florida
6. *Traded Pick to LA Raiders for RB Eric Dickerson*
7. Jamal Anderson, FB . . . . . Utah

### 1995

1. *Trade No. 1 Picks with Cleveland (10 for 26) to acquire Eric Metcalf*
1. Devin Bush, S (26<sup>th</sup>) . . . . . Florida State
2. Ron Davis, CB . . . . . Tennessee
3. Lorenzo Styles, LB . . . . . Ohio State
4. *Traded to Dallas to move up 5 places in Rd 2*
5. Roell Preston, WR . . . . . Mississippi
6. Travis Hall, DE . . . . . BYU
7. John Burrough, DT . . . . . Wyoming

### 1996

1. *Traded to Indianapolis in '94 (for Jeff George)*
2. *Traded to Oakland for S Patrick Bates*
3. Shannon Brown, DT . . . . . Alabama
- 4a. Richard Huntley, RB . . . . . Winston-Salem
- 4b. Juran Bolden, CB . . . . . Mississippi St.
5. *Traded to Cleveland in '95 for Gene Williams*
6. Gary Bandy, DE . . . . . Baylor
6. Craig Sauer, LB . . . . . Minnesota
7. Ethan Brooks, T . . . . . Williams (MA)

### 1997

1. Michael Booker, CB (11<sup>th</sup>) . . . . . Nebraska
- 2a. Nathan Davis, DT . . . . . Indiana
- 2b. Byron Hanspard, RB . . . . . Texas Tech
3. O.J. Santiago, TE . . . . . Kent State
4. Henri Crockett, LB . . . . . Florida State
5. Marcus Wimberly, S . . . . . Miami
6. Calvin Collins, C . . . . . Texas A&M
- 7a. Tony Graziani, QB . . . . . Oregon
- 7b. Chris Bayne, S . . . . . Fresno State
- Also acquired Chis Chandler from Oilers for 4<sup>th</sup> and 6th-round draft picks*

### 1998

1. Keith Brooking, LB (12<sup>th</sup>) . . . . . Georgia Tech
2. Bob Hallen, C/G . . . . . Kent State
3. Jammi German, WR . . . . . Miami
- 4a. Omar Brown, S . . . . . North Carolina
- 4b. Tim Dwight, WR/KR . . . . . Iowa
6. Elijah Williams, CB . . . . . Florida
- 7a. Ephraim Salaam, T . . . . . San Diego State
- 7b. Ken Oxendine, RB . . . . . Virginia Tech
- 7c. Henry Slay, DT . . . . . West Virginia

### 1999

1. Patrick Kerney, DE (30<sup>th</sup>) . . . . . Virginia
2. Reggie Kelly, TE . . . . . Mississippi State
3. Jeff Paulk, FB . . . . . Arizona State
4. Johndale Carty, SS . . . . . Utah State
5. Eugene Baker, WR . . . . . Kent
- 6a. Jeff Kelly, LB . . . . . Kansas State
- 6b. Eric Thigpen, FS . . . . . Iowa
- 7a. Todd McClure, C . . . . . LSU
- 7b. Rondel Menendez, WR . . . . . Eastern Kentucky



## DRAFT CHOICES BY YEAR

### 2000

1. *Traded to Baltimore in '99 for second round pick in '99 (for TE Reggie Kelly)*
2. Travis Claridge, OT . . . . . USC
3. Mark Simoneau, LB . . . . . Kansas State
4. Michael Thompson, OT . . . . . Tennessee St.
5. Anthony Midget, CB . . . . . Virginia Tech
6. Mareno Philyaw, WR . . . . . Troy State
7. Darrick Vaughn, CB . . . . . Southwest Texas

### 2001

1. Michael Vick, QB (1<sup>st</sup>) . . . . . Virginia Tech
2. Alge Crumpler, TE . . . . . North Carolina
4. Roberto Garza, C . . . . . Tex. A&M, Kings.
4. Matt Stewart, LB . . . . . Vanderbilt
5. Vinny Sutherland, WR . . . . . Purdue
6. Randy Garner, DE . . . . . Arkansas
7. Corey Hall, S . . . . . Appalachian St.
7. Kynan Forney, T . . . . . Hawaii
7. Ronald Flemons, DE . . . . . Texas A&M
7. Quentin McCord, WR . . . . . Kentucky

### 2002

1. T.J. Duckett, RB (18<sup>th</sup>) . . . . . Michigan State
3. Will Overstreet, DE . . . . . Tennessee
4. Martin Bibla, G . . . . . Miami
- 5a. Kevin McCadam, S . . . . . Virginia Tech
- 5b. Kurt Kittner, QB . . . . . Illinois
6. Kahlil Hill, WR . . . . . Iowa
- 7a. Michael Coleman, WR . . . . . Widener
- 7b. Kevin Shaffer, T . . . . . Tulsa

### 2003

1. *Traded to Buffalo in '03 (Peerless Price)*
2. Bryan Scott, CB . . . . . Penn State
4. Justin Griffith, FB . . . . . Mississippi State
5. Jon Olinger, WR . . . . . Cincinnati
- 6a. LaTarence Dunbar, WR . . . . . TCU
- 6b. Wayne Bacon, SS . . . . . Alabama
7. Demetris Veal, DE . . . . . Tennessee

### 2004

- 1a. DeAngelo Hall, CB (8<sup>th</sup>) . . . . . Virginia Tech
- 1b. Michael Jenkins, WR (29<sup>th</sup>) . . . . . Ohio State
3. Matt Schaub, QB . . . . . Virginia
4. Demorrio Williams, LB . . . . . Nebraska
5. Chad Lavalais, DT . . . . . LSU
6. Etric Pruitt, S . . . . . Southern Miss
7. Quincy Wilson, RB . . . . . West Virginia

### 2005

1. Roddy White, WR (27<sup>th</sup>) . . . . . UAB
2. Jonathan Babineaux, DT . . . . . Iowa
3. Jordan Beck, LB . . . . . Cal-Poly/SLO
4. Chauncey Davis, DE . . . . . Florida State
5. Michael Boley, LB . . . . . Southern Miss
5. Frank Omiyale, T . . . . . Tennessee Tech
6. DeAndra Cobb, RB . . . . . Michigan State

7. Darrell Shropshire, DT . . . . . South Carolina

### 2006

2. Jimmy Williams, CB (37<sup>th</sup>) . . . . . Virginia Tech
3. Jerious Norwood, RB . . . . . Mississippi State
5. Quinn Ojinnaka, T . . . . . Syracuse
6. Adam Jennings, WR . . . . . Fresno State
7. D.J. Shockley, QB . . . . . Georgia

### 2007

1. Jamaal Anderson, DE (8<sup>th</sup>) . . . . . Arkansas
2. Justin Blalock, OL . . . . . Texas
4. Chris Houston, CB . . . . . Arkansas
4. Laurent Robinson, WR . . . . . Illinois State
5. Stephen Nicholas, LB . . . . . South Florida
6. Martrez Milner, TE . . . . . Georgia
7. Trey Lewis, S . . . . . Washburn
7. David Irons, CB . . . . . Auburn
7. Doug Datish, OL . . . . . Ohio State
7. Daren Stone, S . . . . . Maine
7. Jason Snelling, RB . . . . . Virginia

### 2008

1. Matt Ryan, QB (3<sup>rd</sup>) . . . . . Boston College
1. Sam Baker, OT . . . . . USC
- \*from Washington
2. Curtis Lofton, LB . . . . . Oklahoma
3. Chevis Jackson, CB . . . . . LSU
3. Harry Douglas, WR . . . . . Louisville
- \*from Washington
3. Thomas DeCoud, S . . . . . California
5. Robert James, LB . . . . . Arizona State
5. Kroy Biermann, LB . . . . . Montana
- \*from Washington
6. Thomas Brown, RB . . . . . Georgia
7. Wilrey Fontenot, CB . . . . . Arizona
7. Keith Zinger, TE . . . . . LSU
- \*from Pittsburgh

### 2009

1. Peria Jerry, DT (24<sup>th</sup>) . . . . . Mississippi
2. William Moore, S . . . . . Missouri
3. Christopher Owens, CB . . . . . San Jose State
4. Lawrence Sidbury, DE . . . . . Richmond
5. William Middleton, CB . . . . . Furman
- \*from St. Louis
5. Garrett Reynolds, OT . . . . . North Carolina
- \*from Dallas
6. Spencer Adkins, LB . . . . . Miami (Fla.)
- \*from St. Louis
7. Vance Walker, DT . . . . . Georgia Tech
- \*from Dallas

### 2010

1. Sean Weatherspoon, LB (19<sup>th</sup>) . . . . . Missouri
- 3a. Corey Peters, DT . . . . . Kentucky
- 3b. Mike Johnson, OL . . . . . Alabama
4. Joe Hawley, C . . . . . UNLV
- 5a. Dominique Franks, CB . . . . . Oklahoma



## DRAFT CHOICES BY YEAR

- 5b. Kerry Meier, WR . . . . . Kansas
- 6. Shann Schillinger, S . . . . . Montana

### 2011

- 1. Julio Jones, WR (6<sup>th</sup>) . . . . . Alabama  
\*from Cleveland
- 3. Akeem Dent, LB . . . . . Georgia
- 5. Jacquizz Rodgers, RB . . . . . Oregon State  
\*from St. Louis
- 6. Matt Bosher, P . . . . . Miami (Fla.)
- 7a. Andrew Jackson, OL . . . . . Fresno State  
\*from Detroit
- 7b. Cliff Matthews, DE . . . . . South Carolina  
\*from New England

### 2012

- 2. Peter Konz, G/C . . . . . Wisconsin
- 3. Lamar Holmes, T . . . . . Southern Miss
- 5a. Bradie Ewing, FB . . . . . Wisconsin
- 5b. Jonathan Massaquoi, DE . Troy  
\*from Baltimore
- 6. Charles Mitchell, S . . . . . Mississippi State
- 7. Travian Robertson, DT . . . . South Carolina

### 2013

- 1. Desmond Trufant, CB . . . . Washington
- 2. Robert Alford, CB . . . . . Southeastern LA
- 4a. Mallichaiah Goodman . . . . Clemson
- 4b. Levine Toilolo, TE . . . . . Stanford
- 5.. Stansly Maponga, DE . . . . TCU
- 7a. Kemal Ishmael, S . . . . . UCF
- 7b. Zeke Motta, S . . . . . Notre Dame
- 7c. Sean Renfree, QB . . . . . Duke



2013 FIRST ROUND (22ND OVERALL) DRAFT PICK CB DESMOND TRUFANT, WASHINGTON