

HOUSTON TEXANS

2011 MEDIA GUIDE



Game Day Highlights



A great game is just part of the football experience. At Reliant Energy, we're proud to support Texans football and all the moments that make every Sunday memorable.

1-866-RELIANT | reliant.com



Power On



TASTE

THE RIGHT OPTION

REAL
Coca-Cola
TASTE
AND ZERO
CALORIES

Proud Sponsor of the



REAL *Coca-Cola* TASTE
AND ZERO CALORIES

BUILDING SUPERIOR ATHLETES—
from the inside out.



Matt Schaub
Houston Texans
Pro Bowl quarterback

Leaders in Sports Medicine

There's one team in town passionate about being the best. This is the spirit at Methodist, where nationally recognized orthopedic surgeons are pioneering breakthroughs in arthritis and joint treatment, spine surgery and sports medicine.

At Methodist, expert physicians are redefining human performance through research and innovation, and keeping Houston's best athletes — and you — playing strong and pain free.

Methodist. Leading Medicine.

Methodist Center for
Sports Medicine



The Methodist Hospital
System is proud to be the
official health care provider
of the Houston Texans.

For a physician referral or appointment, call 713-790-3333 or visit methodistsportsmed.com.

TABLE OF CONTENTS

TEXANS MEDIA POLICY AND MEDIA SERVICES	2-4
TEXANS STAFF DIRECTORY	5-6

EXECUTIVE MANAGEMENT	7-18
Robert C. McNair, Founder Chairman and CEO	8-9
Philip Burguières, Vice Chairman	10
D. Cal McNair, Vice Chairman	10
Texans Limited Partners	11
Rick Smith, Executive Vice President/General Manager	12-13
Jamey Rootes, President	14
Scott Schwinger, Sr. Vice President, Treasurer and CEO	15
Suzie Thomas, Sr. Vice President, General Counsel and CAO	15
John Schriever, Sr. Vice President, Ticketing and Event Management	16
Marilan Logan, Vice President and Controller	16
Chris Olsen, Vice President, Football Administration	17
Ryan Reichert, Vice President, Security	17
Greg Watson, Vice President, Finance	18

COACHING STAFF	19-44
Gary Kubiak, Head Coach	20-23
Bill Kollar, Assistant Head Coach/Defensive Line	24
Rick Dennison, Offensive Coordinator	25-26
Joe Marciano, Special Teams Coordinator	27-28
Wade Phillips, Defensive Coordinator	29-30
John Benton, Offensive Line Coach	31
Perry Carter, Assistant Defensive Backs Coach	32
Chick Harris, Running Backs Coach	32-33
Reggie Herring, Linebackers Coach	34
Vance Joseph, Defensive Backs Coach	35
Bobby King, Defensive Assistant	35-36
Larry Kirksey, Wide Receivers Coach	36-37
Greg Knapp, Quarterbacks Coach	38
Marc Lubick, Offensive Assistant	39
Brian Pariani, Tight Ends Coach	39-40
Frank Pollack, Assistant Offensive Line Coach	41
Jim Ryan, Offensive Assistant	42
Cedric Smith, Head Strength and Conditioning Coach	43
Matt Schiotz, Assistant Strength and Conditioning Coach	44

FOOTBALL OPERATIONS STAFF	45-54
Brian Gardner, Director of Pro Personnel	46
Bobby Grier, Associate Director of Pro Personnel	46
Texans Scouting and Personnel Staff	47-50
Support Staff	51-54

TEXANS STAFF	55-59
---------------------------	--------------

2010 TEXANS SEASON IN REVIEW	61-80
2010 Texans Team Statistics	62
2010 Texans Defensive and Special Teams Statistics	63
2010 Texans Participation	64
2010 Texans Starters	65
2010 Texans Highs and Lows	66
2010 Final NFL Standings	67
2010 Texans Game Recaps	68-83

TEXANS HISTORY	85-123
Year-by-Year Results	86-90
Texans Attendance Records	90
All-Time Series Results	91-92
All-Time Series Totals	92
All-Time Preseason Results and Records	93
All-Time Alphabetic Roster	94-95
All-Time Numeric Roster	96-97
All-Time Practice Squad Roster	98
All-Time Injured Reserve	99
All-Time Coaches	100
Texans Trade History	101
Texans Free Agency History	102-103
Texans Prime Time Results	104
Texans Overtime Results	104
Texans Honors	105-107
Texans Yearly Final Statistics	108-123

TEXANS INDIVIDUAL RECORDS	125-143
--	----------------

TEXANS TEAM RECORDS	145-165
----------------------------------	----------------

TEXANS KICKOFF	167-173
Texans Rosters	167-168
How The Texans Were Built	169
Reliant Stadium	170
2011 NFL Schedule	171-172
2011 Houston Texans Schedule	173

PLAYER BIOS	AT END OF DOCUMENT
--------------------------	---------------------------



By reading the above QR code with your mobile device, you will be hyperlinked to the Texans media website.

2011 HOUSTON TEXANS MEDIA GUIDE

The print version of the 2011 Houston Texans Media Guide is meant to be a supplement to the digital version of the 2011 Houston Texans Media Guide, which can be found online at www.houstontexans.com/media.html. Elements that remain relatively unchanged and are not included in the Houston Texans Weekly Game Release during the season, such as executive bios, coaching staff bios, football operations staff bios, the 2010 Texans Season-In-Review and the Texans Team History, are included in this publication.

Player bios, rosters, transactions and the Houston Texans record books are updated weekly during the season and are electronically distributed to media, as well as made available online at the Houston Texans media website.

MEDIA GUIDE CREDITS

EDITORS: Kevin Cooper, Zac Emmons, Charles Hampton, Evan Koch and Brett Maikowski

PHOTOGRAPHY: Bill Baptist, Mike Welsch, Paul Ladd Photography

DESIGN: Laura Heidbreder

HOUSTON TEXANS MEDIA POLICY



MEDIA CREDENTIALS

Media credentials will be granted based on the following guidelines:

1. Houston-area media agencies which cover the Houston Texans on a daily basis will receive top priority.
2. Media agencies which cover the opposing team as requested by the opposing team's public relations staff.
3. National media agencies which cover the National Football League regularly (includes online properties such as ESPN.com, Yahoo! Sports, CBSSports.com, etc.).
4. Daily or weekly newspapers with a circulation of at least 100,000.
5. Television stations with a nightly news show and a nightly sports segment.
6. Radio stations with a 24-hour sports format and are affiliated with a national radio network (i.e. ESPN, SportingNews, Westwood One, etc.).
7. Daily or weekly newspapers with a circulation of at least 50,000.
8. Other requests not falling under one of the above categories will be considered on the basis of space availability in the Reliant Stadium press box.
9. No freelance credentials will be granted.

Season-long credentials are issued in August; game-by-game credentials must be requested before 5 p.m. on the Tuesday prior to each home game. All credential requests must be submitted online at www.houstontexans.com/media.

CREDENTIAL REQUESTS (ROAD GAMES)

If you are a regular member of the Houston media who wishes to cover the Texans on the road, submit your request for game credentials and parking passes through Kevin Cooper at kevin.cooper@houstontexans.com. All requests must be submitted no later than one game previous to a road contest. Credentials will be distributed on either Wednesday or Thursday during open locker room.

GAME DAY PARKING

Parking for Texans games must be applied for online at <http://houstontexans.com/media>. The appropriate parking pass will be required for access to media parking lots on game day.

ENTRY ON GAME DAY

The media entrance at Reliant Stadium is on the west side of the stadium on the corner of Kirby and Murworth. Enter the media entrance which is located just right of the Verizon VIP gate.

WILL CALL

Media will call is located on the west side of the stadium at the corner of Kirby and Murworth. The media will call gate is located just right of the Verizon VIP gate. The appropriate game credential must be presented at the media entrance for admission into the stadium. Game credentials not picked up in advance will be available on game day at the credential will-call window. Please remember to bring a valid ID. The window will open three hours prior to kickoff and bags will be checked upon entrance to the stadium.

PHONES AND INTERNET

To request a phone on game day, contact Jeff Schmitz of the Houston Texans IT department at (832-667-2130) the week prior to the

game. The Texans press box offers complimentary wireless Internet and high-speed lines upon request. To request high speed Internet access, contact Evan Koch at evan.koch@houstontexans.com. If you have any questions on game day, see Jeff Schmitz. His post in the press box is located on the third level behind Evan Koch and Kevin Cooper.

POSTGAME INTERVIEWS AND LOCKER ROOM ACCESS

Members of the media needing to conduct post game interviews will be given access to the Texans' and visiting interview rooms after the game, as well as the home and visiting locker rooms. **NO STILL PHOTOGRAPHERS OR AUTOGRAPHS ARE ALLOWED IN THE TEXANS LOCKER ROOM.** With six minutes remaining in the game, take the media elevator to the field level. Videographers without field access will be in the team auditorium for the duration of the game. Gary Kubiak's post-game interview session with the media will begin approximately 10 minutes following the conclusion of the game and will be held in the Texans team meeting room (white arrow). Electronic media covering the press conference are asked to use the multi-box to ease congestion at the podium. Both team locker rooms will be open to press bearing the proper credentials following the NFL-mandated 10-minute cooling-off period. The visiting head coach will be available in the visitor's interview room across from the visiting locker room.

To reach either locker room from the press box, simply take the elevator to the service level and follow proper direction arrows on the ground:

Blue- Texans locker room

Red- Visitors locker room

White- Texans post game press conference

PRESS BOX

The press box phone numbers are (832) 667-2831 (home PR) and (832) 667-2814 (visiting PR).

PHOTOGRAPHERS

Photographers who are credentialed on a season-long basis for sideline access will be required to wear a photo vest. Sideline access for NFL games is limited to photographers on assignment for recognized or sports publication. No one except network television personnel and authorized game personnel will be admitted to the field without a camera. All field photographers must remain outside the bench areas and outside the yellow border surrounding the playing field.

MEDIA WORKROOM

The media workroom is located on the concourse level at Reliant Stadium across from the Texans' locker room. The room is available to working media throughout the week. Phones, Texans information, NFL news releases and other information are available. Wireless service will be available in the media workroom.

INTERVIEW REQUESTS

All interview requests for the Houston Texans executives, coaches, and players should go through the Texans communications department.

Please give at least 48 hours for your request. For Texans players, assistant coaches and executives, please send your request to



HOUSTON TEXANS MEDIA POLICY

Evan Koch at evan.koch@houstontexans.com and his office phone is (832) 667-2050 or Charles Hampton at charles.hampton@houstontexans.com and his office phone is (832) 667-2282.

Requests for owner Bob McNair, general manager Rick Smith and head coach Gary Kubiak should be sent to the attention of Senior Director of Communications Kevin Cooper. His e-mail address is kcooper@houstontexans.com and office phone is (832) 667-2035.

Kubiak's Monday news conference is held in the Texans' team auditorium at 3 p.m. He speaks with the media after practice on Wednesday and Thursday at approximately 1 p.m. and on Friday at 1:05 p.m. on the Texans' practice field (times are subject to change). Kubiak conducts his weekly conference calls on Wednesday at noon for the opening media.

OPEN LOCKER ROOM PERIODS

The Texans open locker room period is after post-practice meetings on Wednesday and Thursday from 2-2:45 p.m. (time subject to change) on the service level of Reliant Stadium. Friday's open locker room period begins at 1:05 p.m. Please be advised that sit-down interviews will take place after practice at approximately 4:30 p.m. on Wednesday and 3:30 p.m. on Thursday.

Special requests can be fulfilled on Monday or Tuesday, but it should be cleared with a member of the Texans media relations department. You should give at least a week's notice for special arrangements on Monday and Tuesday. Everyone in the locker room has to dress professionally and have a job function. The Texans media relations department can remove any member of the media from the locker room for improper dress or unprofessional behavior.

CONFERENCE CALLS

The Texans media relations staff will record and transcribe all visiting team conference calls. Conference calls take place on Wednesday

in the media workroom or the Methodist Training Center conference room. Weekly updates of conference call participants and times will appear on www.houstontexans.com/media.

PRACTICE REGULATIONS

Texans locker room and practices will be open to the media during the week at specified. We will provide a specific time during practice for shooting video. Texans head coach Gary Kubiak will speak after Wednesday and Thursday practices at approximately 1 p.m. and on Friday at 12:15 p.m. on the Texans' practice field (times are subject to change). National media will be escorted to the practice facilities for coach Kubiak's availability.

PRESS RELEASES

The Texans' weekly press releases, as well as other news and information on the club, can be accessed on the team's official website at <http://www.houstontexans.com> or in the media section at <http://www.houstontexans.com/media>. Members of the media also can access league information from the NFL's media site at <http://www.nflmedia.com>. The NFL's official web site address is <http://www.nfl.com>.

PARKING DURING THE WEEK

Parking for covering Texans weekly press conferences, open locker room or for access to the media workroom, use the day lot, located on the southeast corner of Kirby and Westridge. While covering practice, park in the teal lot on the northeast corner of Kirby and Murworth.

HOUSTON TEXANS MEDIA SERVICES

HOUSTON TEXANS MEDIA WEBSITE

To access the Houston Texans media website, go to <http://www.houstontexans.com/media>. The section contains all Texans press materials, daily clips, historical information and updated team statistics and media guide. Applications are being accepted for training camp, season or individual game credentials.

To apply for game credentials, please submit your request on the website the Tuesday before a Texans home game by 5 p.m. CT.

Fans can access coverage on <http://www.HoustonTexans.com> throughout the season on Texans TV, the Texans broadcast live streaming video of press conferences, as well as game highlights, interviews, in-depth team features, community recaps, NFL Network footage and much more.

HOUSTON TEXANS FTP SITE

The Texans launched an FTP site in 2010 and upload B-roll, audio clips and clips of video interviews on a consistent basis. If you would like to be added to the FTP email list, members of which receive emails whenever new content is uploaded, please contact Houston Texans Corporate Communications Manager Zac Emmons at emmons@houstontexans.com.

To access the Houston Texans FTP site at any time, please use the following information:

URL: <ftp1.houstontexans.com>

Username: [texmedia](#)

Password: 2011media

HOUSTON TEXANS MEDIA GUIDE

The complete 2011 Houston Texans Media Guide is available online at www.houstontexans.com and is updated after every game and team transaction. For the 2009 and 2010 seasons, the Texans Communications Department produced only a digital version of the media guide, choosing to provide accurate, up-to-date team information in real time as the season progressed.

Updated player bios and the Houston Texans record books are updated weekly during the season and are electronically distributed to media, as well as made available online at the Houston Texans media website.

The online version has been improved and is now in HTML format, allowing media to print, copy and paste information in a much easier fashion. Player bios will be updated following each game, as will the



HOUSTON TEXANS MEDIA SERVICES

roster, history and records sections. PDF versions of the media guide are available via email request. Printed versions of the media guide are available on a case-by-case basis.

TEXANS PR ON TWITTER

For up-to-the second updates, notes and a variety of other information on the Houston Texans, follow the Texans on Twitter: @TexansPR. If there is something to know about the Texans, you can find it here first. Get all press releases, transcripts, game information, updated bios and more.

TRANSCRIPTS

The Texans Communications Staff sends out transcripts of press conferences, open locker room during the season and post-game interviews. To be added to the Texans Transcripts Email list, please

contact Houston Texans Communications Manager Evan Koch at evan.koch@houstontexans.com.

AUDIO CLIPS

In addition to the mp3 audio uploaded to the Houston Texans FTP site, the Texans Communications Staff sends out edited clips that are 10 to 30 seconds long via email following press conferences, open locker room during the season and after games during the season. To be added to the Texans Audio Clips Email list, please contact Houston Texans Communications Manager Evan Koch at evan.koch@houstontexans.com.

HOUSTON TEXANS COMMUNICATIONS STAFF



Kevin Cooper

Sr. Director of Communications
kevin.cooper@houstontexans.com
832-667-2035

Contact Kevin for:

Interview requests for Texans owner Bob McNair, head coach Gary Kubiak and general manager Rick Smith.



Zac Emmons

Corporate Communications Manager
zac.emmons@houstontexans.com
832-667-2220

Contact Zac for:

Information on Lone Star Sports and Entertainment, Texans civic and business affairs, FTP site questions and player interviews.



Evan Koch

Communications Manager
evan.koch@houstontexans.com
832-667-2050

Contact Evan for:

Interview requests for players and assistant coaches, open locker room opportunities or to be added to an email list.



Charles Hampton

Communications Coordinator
charles.hampton@houstontexans.com
832-667-2282

Contact Charles for:

Interview requests for players and assistant coaches or clarifications on credentials.

Brett Maikowski

Communications Intern
brett.maikowski@houstontexans.com
832-667-2241

Texans on Twitter: <http://twitter.com/TexansPR>

Texans Media Site: <http://www.houstontexans.com/media>

Texans FTP Site: <ftp1.houstontexans.com>



HOUSTON TEXANS STAFF DIRECTORY

FOUNDER, CHAIRMAN AND CEO	Robert C. McNair
VICE CHAIRMAN	Philip Burguières
VICE CHAIRMAN	D. Cal McNair
HEAD COACH	Gary Kubiak
EXECUTIVE VICE PRESIDENT/GENERAL MANAGER	Rick Smith
PRESIDENT	Jamey Rootes
LIMITED PARTNER	Kirbyjon H. Caldwell
LIMITED PARTNER	Mary Anne Dingus
LIMITED PARTNER	Charles W. Duncan III
LIMITED PARTNER	Harry Gee, Jr.
LIMITED PARTNER	E. Javier Loya
LIMITED PARTNER	Kay M. Onstead
LIMITED PARTNER	Fayez Sarofim
LIMITED PARTNER	Joseph W. Sutton
LIMITED PARTNER	Chuck Watson

EXECUTIVE MANAGEMENT

Sr. Vice President, Treasurer and CFO	Scott Schwinger
Sr. Vice President, General Counsel and CAO	Suzie Thomas
Sr. Vice President, Ticketing and Event Management	John Schriever
Vice President and Controller	Marilan Logan
Vice President, Football Administration	Chris Olsen
Vice President, Security	Ryan Reichert
Vice President, Finance	Greg Watson

EXECUTIVE ASSISTANTS

Executive Assistant to Robert C. McNair	Becky Virtue
Investor Relations Liaison	Kristina Humiston
Executive Assistant to Philip Burguières	Georgie Jozwiak
Executive Assistant to Gary Kubiak	Kim Phillips
Executive Assistant to Rick Smith	Rita Daniels
Executive Assistant to Jamey Rootes	Bonny Marshall
Executive Assistant to Scott Schwinger	Lydia Launey
Executive Assistant to Suzie Thomas/Office Services Administrator	Sue Anna O'Hara
Administrative Assistant, Chairman's Office	Susie Galvan

COACHING

Assistant Head Coach/Defensive Line	Bill Kollar
Offensive Coordinator	Rick Dennison
Special Teams Coordinator	Joe Marciano
Defensive Coordinator	Wade Phillips
Offensive Line	John Benton
Running Back	Chick Harris
Linebackers	Reggie Herring
Defensive Backs	Vance Joseph
Wide Receivers	Larry Kirksey
Quarterbacks	Greg Knapp
Tight Ends	Brian Pariani
Assistant Offensive Line	Frank Pollack
Assistant Defensive Backs	Perry Carter
Defensive Assistant	Bobby King
Offensive Assistant	Marc Lubick
Offensive Assistant	Jim Ryan
Head Strength and Conditioning	Cedric Smith
Assistant Strength and Conditioning	Matt Schiozt

PLAYER PERSONNEL

Director of Pro Personnel	Brian Gardner
Associate Director of Pro Personnel	Bobby Grier
Pro Scout	Kevin Murphy
Pro Scout	Larry Wright
Director of College Scouting	Mike Maccagnan
National Scout	Ed Lambert
National Scout	Dale Strahm
College Scout	Mike Ackerley
College Scout	Jon Carr
College Scout	Ryan Cavanaugh
College Scout	Mike Martin
College Scout	Bob Merritt
College Scout	Nathan Trott
Football Administration Developer	Russell Joyner
Football Administration Analyst	Kevin Krajcovic
Administrative Assistant, Pro Personnel	Amber Davies
Administrative Assistant, College Scouting	Mari Jo Kohler

MEDICAL

Director of Sports Medicine/Head Athletic Trainer	Geoff Kaplan
Coordinator of Rehabilitation/Asst. Athletic Trainer	Roland Ramirez
Assistant Athletic Trainer	Reggie Barnes
Team Orthopedist	Dr. Steven Flores
Team Orthopedist	Dr. David Lintner
Team Orthopedist	Dr. Walter Lowe
Team Orthopedist	Dr. Kevin Varner
Team Internist	Dr. James Muntz
Team Emergency Physician	Dr. Michael Chang
Team Emergency Physician	Dr. William Spangler
Team Dentist	Dr. Tom O'Brien
Team Chiropractor	Dr. Dana Harper
Team Active Release Techniques® & Graston Provider	Dr. Chris Sanders
Team Dietitian	Roberta Anding
Team Massage Therapist	Joni Honn
Team Ophthalmologist	Baylor College of Medicine

FOOTBALL OPERATIONS

Director of Football Operations	Doug West
Football Operations Manager	Jason Lowrey
Administrative Assistant, Football Administration and Operations	Eva Graham

EQUIPMENT SERVICES

Director of Equipment Services	Jay Brunetti
Equipment Services Assistant	Christian Snell
Equipment Services Assistant	Mike Parson

VIDEO OPERATIONS

Director of Video Operations	Joe Malota
Video Operations Assistant	Tim Brog

PLAYER DEVELOPMENT

Director of Player Development	Sean Washington
Security/Player Development Coordinator	Khalil Reed
Team Pastor	Greg Tyler

HOUSTON TEXANS STAFF DIRECTORY



SALES AND MARKETING

Senior Director of Corporate Development	Greg Grissom
Director of Marketing	Jennifer Davenport
Director of Integrated Media	Nick Schenck
Corporate Development Manager	Chris Baker
Multimedia Specialist	Drew Dougherty
Corporate Development Manager	David Fletcher
Client Services Manager	Michelle Fogle
Mascot Program Manager	Jonathan Frost
Cheerleader Programs Manager	Alto Gary
Corporate Development Manager	Brian George
Creative Manager	Laura Heidbreder
Corporate Development Manager	Bill Marzouki
Community Development Manager	Amanda Metzker
Client Services Manager/Corporate Development Representative	Glen Oskin
Managing Editor, Website and Publications	Nick Scurfield
Marketing Manager	Daniel Velasco
Corporate Development Coordinator	Sharon Boschi
Foundation Coordinator	Emily Bruss
Client Services Coordinator	Michael DeBetta
Design Project Coordinator	Julio Guidi
Community Development and Marketing Coordinator	Kandyace Mayberry
Marketing Coordinator	Sybil Scott
Client Services Coordinator	Austen Smith
Corporate Development Events Coordinator	Jeremy Thomas
Marketing Coordinator	Keyl Woollet
Pep Band Director	Lamar Burkhalter

COMMUNICATIONS

Senior Director of Communications	Kevin Cooper
Corporate Communications Manager	Zac Emmons
Communications Manager	Evan Koch
Communications Coordinator	Charles Hampton

TICKETING AND EVENT MANAGEMENT

Senior Director of Event Operations and Guest Services	Diane Crossey
Director of Ticket and Event Sales	Derek Beeman
Director of Luxury Suite Service	Shari Rainey
Director of Premium Seating	Brian Varnadoe
Senior Producer	Gavin Gehrt
Events and Game Presentation Manager	Lance Cavazos
Event Services Manager	Holly Daigle
Traffic and Parking Services Manager	Ted Dickerson
Club Seat Manager	Amanda Goldstein
Production Manager	Josh Hubel
Marketing Research Analyst	Fara Yoder
Ticket Services Manager	Trey Young
Events Coordinator	Allie Davis
Hospitality and Event Coordinator	Hoffie Ferreira
Account Executive, Suite Sales	Stephen Friedlander
Account Executive, Suite Sales	Courtney Neal
Account Executive, Suite Sales	Dustin Smalley
Customer Service Representative	Katie Cordes
Customer Service Representative	Kathryn Iribarren
Customer Service Representative	Matt McKee
Premium Seating Service Representative	Jessica Davis
Ticket Sales Representative	Warren Caguioa
Ticket Sales Representative	Taurean Curry

Ticket Sales Representative	Brian Peden
Ticket Sales Representative	Sonya Stewart
Ticket Sales Representative	Cody Vangel
Ticket Sales Representative	Cameron Walker

ACCOUNTING

Risk Manager	Jan Kelly
Assistant Treasurer	Jon Southern
Director of Accounting	Tamala Croasmun
Senior Accountant	Kristen Hereford
Senior Accountant	Zach Schulte
Payroll Manager	Lisa Ruiz
Staff Accountant	Tiffany Rodriguez
Accountant	Jake O'Brien
Administrative Assistant, Accounting	Cheryl Moffett

LEGAL

Corporate Counsel	Greg Kondritz
-------------------------	---------------

INFORMATION TECHNOLOGY

Director of Information Technology	Jeff Schmitz
Network Engineer	Mike Major
Information Technology Manager	John Sifri
Network Administrator	Anthony Shade
Information Technology Support Analyst	Derek Mauney
Information Technology Support Analyst	Nelson Peña

ADMINISTRATIVE

Director of Human Resources	Glenda Morrison
Employee Benefits Manager	Connie Alvarez
Human Resources Manager	Jeanette Salas
Human Resources Coordinator	Jennifer Barker
Office Services Coordinator	Marvin Dave
Receptionist	Wahnetta Mitchell
Office Services, Ridgway's	Vince Crowley
Team Travel Consultant, Carlson Wagonlit Travel ..	Carol Adatto Nelson

MAILING ADDRESS

Houston Texans
Reliant Stadium
Two Reliant Park
Houston, TX 77054-1573
832-667-2000



HOUSTON
TEXANS
EXECUTIVE MANAGEMENT





BOB McNAIR FOUNDER, CHAIRMAN AND CEO



Robert C. McNair, a leading businessman, sportsman and philanthropist in the city of Houston for more than 50 years, is the founder, chairman and chief executive officer of the Houston Texans. McNair is perhaps best known in the business community as the founder of Cogen Technologies, which was sold in 1999. Cogen was the largest privately-owned cogeneration company in the world, with aggregate capacity of 1,400 megawatts.

McNair serves as chairman of The McNair Group, headquartered in Houston, Texas, where he oversees an investment portfolio that includes interests in three cogeneration plants in the eastern United States. McNair owns Palmetto Partners, Ltd., and RCM Financial Services, L.P., private investment entities that manage the McNairs' private and public equity investments, and is a member of the Texas Business Hall of Fame.

Committed to bringing a National Football League team to Houston, McNair formed Houston NFL Holdings in 1998. On Oct. 6, 1999, the NFL announced that the 32nd NFL franchise had been awarded to McNair, returning football to the city of Houston in 2002. McNair's efforts brought Super Bowl XXXVIII to Reliant Stadium in 2004.

The Texans compiled a 25-23 record from 2007-09 before going 6-10 in 2010, their ninth season. Despite their disappointing record, the Texans had a top-four offense for the third consecutive season under head coach Gary Kubiak and sent three players to the Pro Bowl. The Texans hired veteran defensive coordinator Wade Phillips in January to help bring their defense up to par with Kubiak's dynamic offense. With the arrival of Phillips, an influx of talent through the draft and several key players returning from injury, the Texans' future on the field is brighter than ever.

McNair is actively involved in NFL affairs serving as chairman of the Investment Committee, and is a member of the Audit, Finance, Stadium and Expansion committees.

As Founder and Chairman Emeritus of the Texas Bowl, McNair revived Houston's collegiate bowl game on Dec. 28, 2006. The game now features teams from the Big 12 and Big Ten conferences and on average draws 62,000 fans each year to Reliant Stadium. In 2010, the game between the University of Illinois and Baylor University drew 68,211 fans, making it the fourth largest non-BCS bowl game in the country. McNair selected DePelchin Children's Center as the charity beneficiary of the bowl in 2006. DePelchin has been awarded nearly \$400,000 and received more than \$5,000,000 in promotional value. In April 2011, Meineke Car Care signed a three-year entitlement deal with the Texas Bowl to become the Meineke Car Care Bowl of Texas.

Stonerside Stable, a major thoroughbred horse farm in Kentucky, is also among McNair's successes. A 1,947-acre thor-

oughbred horse farm and racing stable, Stonerside was home to more than 275 racehorses, broodmares, yearlings and weanlings. From its inception in 1994, Stonerside won 72 Graded Stakes races including Grade I wins in the Belmont, Breeders' Cup Mile, the Travers, the Haskell, the Hollywood Gold Cup, the Cigar Mile, the Carter, the Swaps, the Wood Memorial, the Matricarch and the Oak Leaf Stakes. Stonerside has also finished second and third in the Kentucky Derby and was the co-breeder of Fusaichi Pegasus, winner of the Derby in 2000. Stonerside has bred the winners of more than \$50-million, including the 2008 Breeders' Cup Classic winner Raven's Pass and 2008 Champion American Juvenile colt Midshipman, the winner of the Breeders' Cup Juvenile. Stonerside was named breeder of the year in 2007 and 2008 by Kentucky horsemen. McNair served on the boards of the Breeders' Cup and Thoroughbred Owners and Breeders Association. He was awarded the Allan Bogan Memorial award for outstanding services to the Texas Thoroughbred Association. McNair is a member of the prestigious Jockey Club which governs the sport of thoroughbred racing. In October 2008 McNair sold Stonerside Farm and Racing Stable.

McNair is Chairman of The Robert and Janice McNair Foundation, The Robert and Janice McNair Educational Foundation in Forest City, NC and the Houston Texans Foundation. The McNair Foundation was honored as the 2003 Outstanding Philanthropic Foundation by the Association of Fundraising Professionals, and in November 2004, the Foundation was honored by the Houston Independent School District with a Hall of Fame Award. Young Audiences of Houston awarded the Foundation its Houston Community Arts Partner Leadership Award in 2008.

PHILANTHROPY

The McNairs have given generously to a wide array of charitable, scientific, literary, educational and religious organizations through the Robert and Janice McNair Foundation. Major support has been given to scholarship programs at Baylor College of Medicine's MD/PhD Program, the University of South Carolina, Columbia College, Austin College, Virginia Tech and Houston Community College.

Educational initiatives supported include the HISD Fine Arts Program, Project GRAD, Teach for America, Neuhaus Education Center and local charter schools.

Contributions to the community include the McNair Asian Elephant Habitat at the Houston Zoo, the jogging trail at Discovery Green, Equestrian Center for the San Jacinto Girl Scouts, McNair Cub Scout Adventure World, the Computer Training Center Room for the United Way and sponsorship of community outreach programs for the Houston Symphony and Houston Grand Opera. The McNairs endowed the Janice and Robert McNair Chair in Public Policy at the James A. Baker III Institute for Public Policy at Rice University, which currently is held by



BOB McNAIR FOUNDER, CHAIRMAN AND CEO



Texans owner Bob McNair has become a sports, business and philanthropic fixture in the Houston community.

the founding director, The Honorable Edward P. Djerejian.

The McNairs turned their philanthropic focus to medical research in 2007 and gave a transformational gift to establish the McNair Medical Institute at Baylor College of Medicine to fund the McNair Scholars Program which recruits top physicians/scientists in the fields of juvenile diabetes, breast and pancreatic cancer and the neurosciences. Additional McNair Scholars Programs were established at M.D. Anderson, Menninger Clinic, Texas Children's Hospital and Texas Heart Institute.

RECOGNITION

McNair is the recipient of many awards, including the Anti-Defamation League's Torch of Liberty Award, the Northwood University Outstanding Business Leader Award, the Association for Private Enterprise Education's Herman W. Lay Memorial Award, the Distinguished American Award from the Houston Chapter of the National Football Foundation, the Distinguished Citizen Award from the Rotary Club of Houston, The South Main Center Association City Builder Award, the Houston Advertising Federation Annual Trailblazer Award recognizing him for significantly enhancing the overall image of Houston both locally and globally, the Distinguished Citizen Award from the Sam Houston Area Council of the Boy Scouts of America, The Denton A. Cooley Leadership Award from the Texas Heart Institute, the Freedoms Foundation at Valley Forge National Award for Outstanding Patriotism, Responsible Citizenship and Community Involvement and the Fellowship of Christian Athletes President and Mrs. George H. W. Bush Community Impact Award.

In June 2005, Rice University announced that the newest building on the campus, the 167,000-square-foot home of the Jesse H. Jones Graduate School of Management, had been officially named Janice and Robert McNair Hall by the Rice Board of Trustees.

In January 2006, the McNairs were the recipients of the Texas Association of Partners in Education Award for the Texas Out-

standing Sports Partnership.

In October 2007, the Baylor College of Medicine bestowed their first Pink Ribbon Hero Award for Ambassadorship on the McNairs for their support of past Pink Ribbon Houses and for their commitment to the fight against cancer. In April 2009, the McNairs were honored at the annual KIPP Academy dinner as devoted supporters of education for inner city and underprivileged youth.

In May 2009, McNair was named Entrepreneur of the Decade by the Houston Technology Center. In November 2009, McNair was awarded the James A. Baker III Prize for Excellence in Leadership which recognizes nationally and internationally renowned leaders for their excellence in public service and civic life. In December 2009, McNair received the inaugural Rotary Lombardi Humanitarian Award.

In February 2010, Janice and Bob McNair received the Encore for Excellence Award from the High School for the Visual and Performing Arts for their support of the fine arts in the Houston Independent School District. In April 2010, the McNairs received the Kezia DePelchin Award for their support of the DePelchin Children's Center and long history of philanthropic efforts in the Houston area. In May 2010, McNair was inducted into the South Carolina Athletic Hall of Fame. McNair also is a founder of the Cotswold project, a revitalization project focused on downtown Houston. The Association of Fundraising Professionals honored the McNairs at their National Philanthropy Day Luncheon on Nov. 3, 2010. They were nominated by Baylor College of Medicine for the Maurice Hirsch Award for Philanthropy, the highest recognition given to honor an individual or family for their exceptional generosity and outstanding civic and charitable responsibility. The McNairs were selected to be featured as Houston Treasures in The Social Book – 2011, a Houston publication. McNair was also honored by the Junior Achievement of Southeast Texas as a member of the Class of 2011 Laureates, JA Hall of Achievement in April 2011.

McNair is a current or past member of the boards of trustees of a number of institutions, including Rice University; Baylor College of Medicine; the Texas Heart Institute; Houston Grand Opera; the Museum of Fine Arts, Houston; the Greater Houston Partnership; the Greater Houston Convention and Visitors Bureau; the Free Enterprise Institute; the Sigma Chi Foundation and the Federal Reserve Banks of Dallas and Houston.

Born in Tampa, Fla., McNair and his wife, Janice Suber McNair, have been residents of Houston since 1960. Mr. McNair graduated from the University of South Carolina in Columbia in 1958 with a bachelor of science degree, and Mrs. McNair is a 1959 graduate of Columbia College in Columbia, S.C. In 1999, Mr. McNair received an honorary doctor of humane letters degree from the University of South Carolina. In May 2010, he was presented with an honorary doctor of humanities in Medicine from Baylor College of Medicine.



PHILIP BURGUIÈRES VICE CHAIRMAN



Philip Burguières, one of Houston's most innovative leaders, serves as vice chairman of the Houston Texans and the Meineke Care Care

and was awarded the Ima Hogg Award from Mental Health America. He is a Director of Bridges to Life, Catholic Charities, Mental Health America and the Texas Heart Institute.


He is on the boards of directors at FMC Technologies, Inc., and Newfield Exploration Company, and also serves as chairman of the board of directors of The J.M. Burguières Co., Ltd. (a family-owned company). He is a member of the National Petroleum Council, the World's President's Organization, is past president of the Petroleum Club of Houston, the Petroleum Equipment Suppliers Association; past chairman of the National Ocean Industries Association.

A native of Franklin, La., he graduated with a bachelor's of science degree in mechanical engineering from the University of Louisiana, where a Chair in the engineering department has been named in his honor. He was a recipient of his alma mater's Outstanding Alumni Award in 1992. He served in the U.S. Navy for four years during the Vietnam era, reaching the rank of Lieutenant. Burguières received his master's in business administration from the University of Pennsylvania's Wharton School of Business. Philip and his wife, Alice, enjoy spending time with their children and five grandchildren.

Bowl of Texas.

Burguières also serves as chairman and CEO of EMC Holdings, an investment management company specializing in the oil service industry. Additionally, he serves as chairman emeritus of Weatherford International, an international energy company. Until 1996, Burguières was Weatherford International's chairman and chief executive officer. Prior to joining Weatherford, Burguières was Chairman and Chief Executive Officer of Panhandle Eastern Corporation and Cameron Iron Works, Inc. During his career he was named Energy Industry CEO of the year three times by Financial World Magazine.

Burguières is the current vice chairman of both the Menninger Clinic and the Baylor College of Medicine and serves on the Executive Committee of M. D. Anderson Cancer Center. In 2005, he received the Woodrow Wilson Corporate Citizenship Award from the Smithsonian Institute. He was the 2003 recipient of the Mental Health America's William Styron Award



CAL McNAIR VICE CHAIRMAN

D. Cal McNair was named vice chairman of the Houston Texans in January 2008. He has been a Limited Partner of the Texans since 2001. McNair

also serves as the vice chairman of Palmetto Partners, Ltd., the private equity investing arm of The McNair Group.

McNair has been actively involved with the football operations of the Texans franchise since its inception and attends NFL meetings as part of team management. He served on the search committee in the process of hiring head coach Gary Kubiak and general manager Rick Smith during the 2006 offseason.

Prior to 2001, McNair worked at Cogen Technologies for 11 years. In 1987, he was hired as one of the company's first employees. After beginning his tenure with Cogen, McNair helped oversee the construction of several major power plants in the eastern United States, managing those assets in the areas of financial analysis and project management.

McNair is a member of the board of trustees of The Robert and Janice McNair Foundation, as well as the Robert and Janice McNair Educational Foundation. He is a director and vice president of the Houston Texans Foundation, a member of the United Way's prestigious Alexis de Tocqueville Society and a current or past member of the Houston Zoo Board, the Fort Worth Zoo Board and the All Saints Episcopal School Board in Fort Worth.

McNair attended the University of Texas at Austin, where he was a four-year member of the Longhorn football team. He earned a master of business administration degree from the Rice University Jesse H. Jones Graduate School of Management.

Born in Houston, McNair attended Cypress-Fairbanks High School. He resides in Houston with his wife, Hannah. He has four children.



TEXANS LIMITED PARTNERS



Kirbyjon H. Caldwell
Senior Pastor
Windsor Village United
Methodist Church



Mary Anne Dingus
Chairman
Dingus Investments



Charles W. Duncan III
President
Duncan Interests



Harry Gee, Jr.
Principal
Law Office of Harry Gee
& Associates
Board Certified
Immigration and
Nationality Law



E. Javier Loya
Chairman and CEO
OTC Global Holdings LP



Kay M. Onstead
President
Onstead Holdings, LLC



Faye Sarofim
President and
Chairman of the Board
Faye Sarofim & Co.



Joseph W. Sutton
Chairman and CEO
Sutton Ventures Group,
LLC



Chuck Watson
Chairman
Twin Eagle Resource
Management



RICK SMITH EXECUTIVE VICE PRESIDENT/GENERAL MANAGER



Rick Smith enters his sixth season as Texans general manager and first as executive vice president, overseeing all aspects of football operations.

Smith has steadily strengthened Houston's roster during his tenure through the draft, free agency and several trades at key positions.

Smith inherited a two-win team when he was named general manager on June 5, 2006. Since then, he has worked closely with the coaching and scouting staffs to build the Texans into a playoff contender by identifying and signing elite players who have helped produce an exciting brand of football.

It was Smith who orchestrated a trade with Atlanta in 2007 that brought quarterback Matt Schaub to Houston. Since then, Schaub has become the 12th player in NFL history to throw for more than 4,000 yards in back-to-back seasons, led the NFL in passing in 2009 with 4,770 yards, was named the 2010 Pro Bowl MVP and has helped lead Houston's offense to three-straight top-four NFL rankings.

Smith's greatest success in the draft thus far came in 2009, when the Texans drafted Brian Cushing with the 15th overall pick. The former USC linebacker went on to earn NFL Defensive Rookie of the Year and Pro Bowl honors. Smith also signed undrafted rookie free agent running back Arian Foster in 2009. Foster had a breakout year in 2010, leading the NFL with 2,220 yards from scrimmage, 18 touchdowns scored and 1,616 yards rushing, the most ever by an undrafted player, in addition to earning Pro Bowl and All-Pro honors.

The 2011 NFL Draft presented a different set of challenges for Smith and his staff, who had to change their perspective on evaluating prospects when Houston switched its defensive scheme from a 4-3 to a 3-4 following the 2010 season. For the second year in a row, Smith put together a pair of draft day trades, acquiring picks from New England in the second round and Washington in the fifth round on the way to drafting six defensive players with eight overall picks.

Smith continued to focus on defense during the abbreviated 2011 free-agency period, signing former Cincinnati cornerback Johnathan Joseph and former Chicago safety and kick returner Danieal Manning. Joseph has 14 interceptions in 58 career starts, including three picks returned for touchdowns. Manning has totaled 343 tackles in 77 games with 56 career starts and led the NFL in 2008 with a 29.7 kick return average.

The defense-heavy draft was led by Wisconsin defensive end J.J. Watt, who the Texans took with the 11th overall pick. The 6-foot-6, 292-pound Watt was an Associated Press and Sports Illustrated second-team All-American in 2010 and team MVP who led Wisconsin in sacks, blocked kicks and tackles for loss. Houston took Arizona's Brooks Reed with their next pick in the second round to play outside linebacker in the new 3-4 scheme. Reed was widely viewed as having first-round talent after garnering 6.5 sacks and first-team All-Pac-10

honors. University of Miami cornerback Brandon Harris was taken with the second-round pick acquired in the New England trade. Harris started 32-of-39 games he played in for the Hurricanes and registered 133 total tackles in that time. The Texans took a pair of defensive backs with their next two picks. Virginia Tech cornerback Roc Carmichael was taken in the fourth round and recorded 10 career interceptions in 54 collegiate games. Safety Shiloh Keo initially caught the eye of Texans defensive coordinator Wade Phillips and Texans scouts at the East-West Shrine Game and was selected in the fifth round with the 144th overall pick. Keo is a physical, tough leader who recorded 11 career interceptions at Idaho and 358 career tackles in 50 career starts. The Texans selected North Carolina quarterback T.J. Yates with their second pick in the fifth round, and offensive tackle Derek Newton out of Arkansas State with their first pick in the seventh round. Houston closed the draft taking another defensive player, linebacker Cheta Ozougwu from nearby Rice University.

Smith has assembled a front office staff that has the Texans pointed toward sustained success in the NFL and has been active in league affairs while at the helm of the Texans. He was appointed to the NFL's prestigious eight-man Competition Committee by NFL Commissioner Roger Goodell on Dec. 5, 2008. Smith was an original member of the General Managers Advisory Committee that provides advice and other feedback to the NFL Football Operations department on the integrity of the game, expansion of technology and other ways to improve the game. He has also earned recognition from his

HIGH RATE OF RETENTION

Twenty-six of the 31 players (83.9 percent) Houston has drafted since 2007 were still a part of the organization at the end of the 2010 season, contributing to the most successful four-year stretch in franchise history. Only the Carolina Panthers kept more of their draft picks than the Texans in that time, retaining 31-of-34 draft picks (91.2 percent).

DRAFT PICKS SINCE 2007-10 (as of August, 2011)

Team	Picks		Percent Retained
	Picks	Retained	
Carolina	34	31	91.2%
Houston	31	26	83.9%
Arizona	27	21	77.8%
Baltimore	31	24	77.4%
Green Bay	35	27	77.1%
N.Y. Giants	31	22	71.0%
Indianapolis	34	24	70.6%
Tennessee	37	26	70.3%
New Orleans	23	16	69.6%
Minnesota	26	18	69.2%



RICK SMITH GENERAL MANAGER

FIRST ROUND INDICATOR

Rick Smith's first four first-round draft picks combined to start in 62-of-64 games in their rookie seasons.

**ROOKIE FIRST ROUND DRAFT PICKS GAMES
PLAYED/STARTED UNDER RICK SMITH (2007-10)**

Year	Pk	Player	GP	GS
2007	10	Amobi Okoye, DT	16	14
2008	26	Duane Brown, DT	16	16
2009	15	Brian Cushing, LB	16	16
2010	20	Kareem Jackson, CB	16	16

peers and was honored with the Tank Younger Award in 2008, presented annually by the Fritz Pollard Alliance for outstanding work in an NFL front office.

Smith's main philosophy has been to build through the draft and supplement via free agency. Last season, 14 players who the Texans signed or acquired during Smith's tenure started 10 or more games. Houston's offense finished the 2010 season ranked among the NFL's top four offenses for the third-straight season, finishing third with a franchise-record 386.6 yards per game. The offense, keyed by Foster's breakout performance and Schaub's second-straight 4,000-yard passing season, was the only unit ranked in the NFL's top 10 in passing (fourth) and rushing (seventh). Perennial Pro Bowl wide receiver Andre Johnson, who Smith signed to a multi-year contract extension prior to the season, finished with 1,216 yards receiving despite playing with an injury all season that caused him to miss three games entirely. The 2010 Texans were only the third team in NFL history to have a 4,000-yard passer, 1,000-yard receiver and 1,600-yard rusher.

Houston posted its first winning season in 2009, going 9-7 and narrowly missing the playoffs. The Texans had a team-record five Pro Bowlers in 2009, including three from Houston's defense - DeMeco Ryans, Mario Williams and rookie Cushing - to go alongside offensive counterparts Schaub and Johnson. Cushing led all rookies in tackles with 133 and tied for the team lead with four interceptions on his way to being named the Associated Press Defensive Rookie of the Year. The Texans defense made strides in 2009, giving up 324.9 yards per game to rank a franchise-best 13th in the NFL.

During the 2009 draft, Houston selected eight players, including four who started at least one game. In addition to Cushing's rookie success, second-round pick defensive end Connor Barwin led all NFL rookie defensive ends with 4.5 sacks. Guard Antoine Caldwell started in three of his 11 appearances at right guard while fourth-round cornerback Glover Quin started 12 games for the Texans secondary that allowed 217.9 passing yards per game. All totaled, four 2009 draft picks started a combined 32 games.

In the 2010 draft, the Texans selected cornerback Kareem

Jackson in the first round from Alabama. Jackson started all 16 games at cornerback and had two interceptions. Houston's third-round selection, defensive tackle Earl Mitchell, steadily worked his way into the defensive line rotation and played in 15 games with 28 tackles and a sack. Linebacker Darryl Sharpton, selected in the fourth round out of Miami, came on strong at the end of the season, starting six games and totaling 34 tackles.

Smith has also had success drafting in the later rounds, taking 19 players between the fourth and seventh rounds between 2007 and 2010. Those players have combined to start 125 games for the Texans, with 2007 seventh-round pick Zac Diles starting the most at 30 games.

In his former role with the Broncos, Smith was responsible for evaluating players from around the NFL as well as those in NFL Europe, the Canadian Football League, the Arena Football League and other professional leagues. He also played a central role in the club's preparation for the college draft and was one of the Broncos' primary negotiators for player contracts.

With Smith heading the pro personnel department, the Broncos posted the league's fifth-best regular-season record from 2000-05, going 61-35 (.635). The 61 wins were the most of any AFC West team over that span, 10 more than the next closest team, Kansas City. Not surprisingly, Denver was one of only four teams in the NFL to reach the playoffs each season from 2003-05.

Before moving into the front office, Smith spent four years as the Broncos' assistant defensive backs coach and earned two Super Bowl rings while helping guide a unit that consistently ranked as one of the league's best. The team won more games from 1996-98 (46) than any club during that three-year period.

Smith joined the Broncos on April 3, 1996, following a two-year stint as defensive backs coach at his alma mater, Purdue University. He left Purdue in February to accept a coaching position at TCU, but spent just one month at the school before being hired by the Broncos.

A 1992 graduate of Purdue, Smith began his coaching career as a graduate assistant with the Boilermakers shortly after his graduation, serving as the school's assistant strength and conditioning coordinator. After serving as the team's tight ends coach for one season as a graduate assistant, Smith was the hired as the secondary coach, becoming the youngest full-time position coach in the Big Ten Conference at the time at the age of 24.

Smith started at strong safety and was a defensive captain for Purdue as a senior in 1991. A native of Petersburg, Va., he attended Meadowdale High School in Dayton, Ohio. Smith also is a member of the Fellowship of Christian Athletes.

Smith and his wife, Tiffany, live in Houston with sons, Robert LaMar and Christian LaMar, and daughter, Avery Jordan.



JAMEY ROOTES PRESIDENT



Jamey Rootes serves as president of the Houston Texans and is responsible for all business functions of the club.

Since joining the Texans, Rootes has overseen the team's efforts to secure stadium naming rights and sponsorship, coordinated radio and TV broadcasting relationships, engineered the club's successful ticket and suite sales campaigns, led the creation and launch of the team's identity, and developed the team's highly-acclaimed customer service strategy.

Under Rootes' leadership the Texans have earned many distinctions, including the American Marketing Association's "Crystal Award" for the best overall marketing campaign. J.D. Power & Associates recognized the team for providing the best fan experience in the NFL and even featured the Texans as a service success story in their book entitled "Satisfaction." Also, the Texans were recognized with SportsBusiness Journal's PRISM Award, which is given annually to the top major league professional sports team based on business excellence criteria. In 2003, the Texans were also named by SportsBusiness Journal as the best sports start-up over a five-year period. In 2010, the Texans extended their sell-out streak to 90 consecutive home games, a Houston NFL record and a testament to the quality of service and entertainment provided by the organization on game day. As a result, the Texans have consistently been recognized as one of the most valuable professional sports franchises both in the NFL and globally, as measured by a variety of business publications. Forbes ranked the Texans as the ninth-most valuable sports

franchise in the world in 2011.

Rootes was selected twice by SportsBusiness Journal as a member of their distinguished "Forty Under 40" list of leading sports executives. Rootes maintains an active role in the community and serves on a number of boards, including the Greater Houston Partnership, the United Way of Greater Houston, the Houston Food Bank and the Greater Houston Convention and Visitors Bureau. He also oversees the activities of the Houston Texans Foundation, which has provided more than \$5 million to benefit youth and families in the Houston area since its inception.

Prior to joining the Houston Texans, Rootes helped to launch Major League Soccer as president and general manager of the Columbus Crew. During his tenure, the Crew was consistently among the league's strongest teams both on and off the field, and Rootes was recognized as Executive of the Year in 1996 and Marketing Executive of the Year in 1999. Rootes helped lead the construction of Crew Stadium in 1999, which was the first stadium of its type in the United States. This facility earned distinction as America's Foremost Sports Facility of the Year and led to the development of numerous soccer-specific stadiums across the United States over the past decade.

A native of Stone Mountain, Ga., Rootes attended Clemson University and was a member of the Tigers' soccer team that captured two NCAA titles. He also served as Student Body President. While earning an MBA at Indiana University, he served as an assistant soccer coach for the Hoosiers. Rootes previously held positions at IBM and Procter & Gamble before entering sports. Rootes lives in West University with his wife, Melissa, and their children, Christopher and Caroline.



In addition to developing the Houston Texans into one of the most fan-friendly teams in professional sports, Rootes has remained active professionally and personally with charitable organizations in Houston.



SCOTT SCHWINGER PRESIDENT, McNAIR GROUP AND TEXANS CHIEF FINANCIAL OFFICER



Scott Schwinger serves as President and CEO of the McNair Group and as Chief Financial Officer for the Texans.

For the past 17 years, Schwinger has held positions with various companies owned, directly or indirectly, by Robert C. McNair including president of Palmetto Partners Ltd., RCM Financial Services, L.P., and Vice President of Cogen Technologies. In April 2010, he was named the CEO of The McNair Group. In his role, he oversees the investment and management activities for the McNair Group of companies which include portfolios of public and private equities and certain operating companies. Schwinger also serves as managing director of EMC Holdings, L.L.C., a private energy investment fund.

Schwinger oversees a staff of more than 30 and is responsible for the financial reporting, budgeting, cash management, risk management, management information systems and all debt and equity financings of the Texans and the other McNair Group companies. He provided the financial analysis support beginning in 1998 to bring professional football back to Houston. Schwinger also served on the Houston Super Bowl XXX-

VIII Host Committee, Inc. In addition, he provides strategic and investment management oversight, venture capital due diligence, and negotiates deal structuring for all McNair Group companies.

Since the award of the team in 1999, Schwinger has successfully coordinated and structured debt financings totaling \$675 million, one of the largest and most successful series of financings to date for a professional sports team.

Schwinger earned a Bachelor of Arts in mathematics from Vanderbilt University and a Master's of Business Administration from the University of Texas at Austin. In the community, he serves on the boards of the YES Prep Public Schools, The Make-A-Wish Foundation and The Endowment Fund. He is also a member of the Young Presidents Organization. He and his wife, Becca, both native Houstonians, are the parents of sons, Corbin and Charley and daughter, Cara.

SUZIE THOMAS SR. VICE PRESIDENT, GENERAL COUNSEL AND CHIEF ADMINISTRATIVE OFFICER



Suzie Thomas joined the Houston Texans and the McNair Group in March 2000. She oversees the legal, human resources and business administration functions for both groups and holds positions with various other entities in The McNair Group.

Thomas previously served as general counsel and vice president of human resources of Corporate Brand Foods America, Inc., a meat processing business that was subsequently purchased by Tyson Foods. Prior to CBFA, Thomas spent 16 years at Weatherford International, Inc., an international energy service and manufacturing company, the last 12 years as senior vice president and general counsel. She started her legal career as an associate attorney at Baker Botts LLP in Houston.

Thomas earned her law degree from the University of Hous-

ton's Bates College of Law and her undergraduate degree in Spanish from the University of Texas. Thomas is a member of the State Bar of Texas, where she served as Chair of the Corporate Counsel Section from 1994-95. Thomas received the 2004 University of Houston Law Center's Corporate Sector Award and the 2005 Houston Business Journal Award for Best General Counsel with a staff of two to ten. Thomas also serves as Chair Elect of Child Advocates, Inc.

Ms. Thomas resides in Houston.



JOHN SCHRIEVER

SR. VICE PRESIDENT, TICKETING AND EVENT MANAGEMENT



John Schriever is entering his 12th year with the Texans and his 27th in the professional sports industry. During his career, Schriever has been part of the sales and service of more than 36 million tickets to sporting events. He started with the Texans in July 2000 as Director of Ticket Operations and was promoted to Vice President of Ticketing and Event Management in July 2003 and Senior Vice President of Ticketing and Event Management in June of 2011. Schriever oversees all aspects of ticketing and event services for the Texans and Lone Star Sports and Entertainment.

Schriever began his sports business career with the Texas Rangers Baseball Club in 1984 as a season ticket sales intern. He became a full-time staff member in the spring of 1985 and eventually was promoted to director of ticket operations before the 1989 season. During his 12 seasons with the Rangers, the team was purchased by an ownership group headed by George W. Bush, acquired pitcher Nolan Ryan, closed Arling-

ton Stadium, opened The Ballpark in Arlington and hosted the 1995 Major League Baseball All-Star Game.

During the summer of 1996, Schriever worked with the Atlanta Committee for the Olympic Games at the Summer Olympics. He worked in ticketing as a customer service manager at Fulton County Stadium and Olympic Stadium.

Following the Olympic Games, Schriever took the position of director of tickets for Texas Motor Speedway in Ft. Worth. He was part of the management staff that opened the Speedway in the spring of 1997. The speedway debuted that year with a crowd of more than 200,000 for its inaugural Winston Cup race.

Schriever is a graduate of Stephen F. Austin State University where he earned a degree in business management. John and his wife, Dana, who holds a degree in teaching from the University of Texas, have two children, Nicholas and Sarah.



MARILAN LOGAN

VICE PRESIDENT AND CONTROLLER

Marilan Logan joined the Texans as the team's controller in February 2000 and was promoted to vice president and controller in April 2007. She is responsible for maintaining the team's financial records.

Logan came to the Texans after serving as controller/treasurer for the Houston Aeros Hockey Club, Aerodromes Ice Rinks, and the Houston Aeros Foundation for two seasons.

Prior to joining the Houston Aeros, Logan was the controller for the Houston Oilers (now Tennessee Titans) from 1978-97. Her responsibilities included accounting for player contracts, maintaining the club's financial records and aiding club management with special projects. Prior to the Oilers, she was a cost accounting specialist for Reed Tool Company.

Marilan and her husband, Rick, have a daughter, Sandy; two sons, Jeff and Roy; and two grandsons, Kyle and Todd. The couple resides in Humble.



CHRIS OLSEN VICE PRESIDENT, FOOTBALL ADMINISTRATION



Chris Olsen enters his fifth season with the Texans and second as the team's vice president of football administration. Olsen's primary responsibility with the Texans is to work closely with general manager Rick Smith on negotiating player contracts and managing the salary cap.

Prior to joining the Texans' staff, Olsen spent 13 years working at the NFL league office in New York. Olsen served as the manager of labor operations with the NFL Management Council from 1999-2006. He was responsible for reviewing and analyzing player contracts to ensure teams were in compliance with the Collective Bargaining Agreement (CBA) and salary cap. He provided assistance to club executives pertaining to player-related areas of the CBA. He also served as a League liaison to the NFL Players Association regarding player contract matters. In addition, he served as a national game representative and as an instant replay communicator.

He began his tenure with the NFL in 1994 as an analyst in the player personnel department. He was promoted to coordinator in 1998 and became responsible for all facets of the player petition process on special eligibility for the NFL Draft (under-

classman prospects), including coordinating player evaluations for the College Advisory Committee. He produced annual reports for the Competition Committee and reviewed player contracts to ensure their compliance with the NFL's Constitution and By-Laws.

Olsen began working in professional sports during his senior year in college with the Springfield Indians Hockey Club of the AHL in 1989-90, where he served as a public relations/marketing intern. After spending a brief time working for Ark-Asset Management Company, a financial services firm in New York City, he continued his sports career in 1992 while in graduate school by serving as a public relations/marketing intern for the Hartford Whalers of the NHL. Prior to joining the NFL, he worked for the New Jersey State Golf Association.

Olsen is a native of Little Silver, N.J. He earned his degree in business administration from Western New England College in 1990. He earned a master's degree in sports management from Springfield College in 1997. Olsen and his wife, Kim, reside in Houston.

RYAN REICHERT VICE PRESIDENT, SECURITY



Ryan Reichert joined the Texans as director of security on Oct. 7, 1999, one day after the NFL awarded its 32nd franchise to Houston. He was promoted to vice president of security in January 2008.

Reichert serves as a liaison between the Texans and federal, state and local law enforcement agencies. He is responsible for draft day preparations by conducting personal interviews and background checks of all draft eligible collegiate athletes entering the NFL draft. He is also responsible for overseeing the personal security of Texans players and their families and security aspects related to team events, player appearances, and team travel.

Reichert, a former Houston police officer, served nearly 10 years with the department before assuming his current post with the Texans. During his tenure with the Houston Police Department, he was assigned to the Westside Command

Substation as a patrolman and finished his career with the department's community service division, where he was responsible for the development and implementation of various community involvement initiatives, as well as serving the police department as a public speaker.

Reichert is an alumnus of several Texas universities. He graduated from Angelo State University, located in San Angelo, with a bachelor's degree in sociology and a minor in criminal justice. He earned his master's degree in criminology from the University of Houston-Clear Lake, and earned his MBA from Rice University.

Reichert hails from Jourdan, Texas, just south of San Antonio.



GREG WATSON

VICE PRESIDENT, FINANCE



energy industry. In his current position as vice president of finance, Watson is involved in all aspects of the team's debt and equity financing activities, long range financial forecasting and special project analyses.

Greg Watson joined The McNair Group and the Houston Texans in November 1999 after working as an international finance associate in the

His other responsibilities include deal sourcing, due diligence and deal structuring for The McNair Group private equity investments.

Watson earned his bachelor of arts in political science from Vanderbilt University and his MBA with a focus on finance and entrepreneurship from the University of Texas. He and his wife, Cathy, both native Houstonians, live in Houston with their children, Claire, William and Gardner.



Matt Schaub became the 12th quarterback in NFL history to throw for more than 4,000 yards in back-to-back seasons. Schaub led the NFL with 4,770 yards passing in 2009 and threw for 4,370 yards in 2010.

HOUSTON TEXANS

COACHING STAFF





GARY KUBIAK HEAD COACH

SIXTH SEASON WITH TEXANS
18TH SEASON IN NFL

Gary Kubiak has constructed a talent-laden roster and installed an offensive system that has ranked among the league's best since taking the reins of the Houston Texans in 2006. Kubiak has produced a franchise-record 37 wins since being named the second head coach of the Houston Texans on Jan. 26, 2006.

Kubiak has led the Texans to the three best seasons in franchise history, going 8-8 in 2007 and 2008 before producing the first winning season in team history in 2009, narrowly missing the playoffs at 9-7. His tenure has been marked by continued offensive improvement, including team records for total offense per game in each of the last four seasons and the four highest-scoring seasons in team history. Three of the Texans top five defensive seasons have come under Kubiak as well.

Strong team performances on offense and defense have been sparked by some outstanding individual efforts under Kubiak. Thirteen of the 17 Pro Bowl elections in team history have come during Kubiak's tenure and the Texans are the only team in the NFL to produce a rushing, receiving and passing yardage champion since Kubiak became head coach.

One of Kubiak's primary goals upon arriving in Houston was to create a home field advantage at Reliant Stadium, and he has made significant strides in that direction. The Texans have posted a 24-16 (.600) home record since 2006 and have had at least a .500 record at home in each of Kubiak's five seasons. The team was 10-22 (.315) at home prior to Kubiak's arrival.

The Texans did not reach the playoffs in 2010, experiencing key injuries on defense and a number of last-minute losses to finish the season 6-10. While the 2010 season fell short of expectations, it was not without its successes. The Texans set a team record for total offense for the fourth-straight season and ranked third in the NFL, averaging 386.6 yards per game. Houston was the only team to rank in the top 10 in both rushing (seventh with a team-record 127.6 yards per game) and passing (fourth with 259.0 yards per game).

The offense also produced three Pro Bowl selections, with the backfield combination of second-year running back Arian Foster and fullback Vonta Leach making their first trips to Hawaii, while wide receiver Andre Johnson fought through injury to make his fifth Pro Bowl. Foster essentially re-wrote the team single-game and season rushing record books on the way to becoming the Texans first-ever rushing champion. The former



Head coach Gary Kubiak has transformed Houston's offense into one of the best in the NFL since taking over in 2006.

practice squad player set an NFL record for an undrafted back with 1,616 yards rushing and also led the league with 2,220 yards from scrimmage and 18 total touchdowns.

Foster's breakout year was complemented by quarterback Matt Schaub becoming the 12th player in NFL history to throw for 4,000-plus yards in back-to-back seasons; and the duo became just the second pair of teammates in NFL history to lead the league in passing yards one year and rushing yards the next year.

Kubiak guided the Texans to a 9-7 record in 2009, highlighted by a season-ending four-game win streak to capture the franchise's first winning season. Houston narrowly missed its first-ever playoff berth, losing a tie-breaker for the final spot on the last day of the season. The 2009 Texans set franchise records for total offense, scoring offense, total defense and scoring defense. A franchise-record five players earned trips to the Pro Bowl, led by Pro Bowl MVP Schaub.

The 2008 Texans matched their record from the year before, going 8-8 for a second straight year despite a 0-4 start in the aftermath of Hurricane Ike, which devastated much of Houston and southeast Texas. Houston became just the 10th team in NFL history to start a year 0-4 and finish at or above .500. Houston was one of 11 teams to go 8-4 or better over the last 12 games; and nine of those teams were in the playoffs. The offense enjoyed its most productive season, ranking third in



HEAD COACH GARY KUBIAK

the NFL and setting a franchise record with 6,113 total yards.

Year two for Kubiak saw the team achieve the best record in franchise history at the time, finishing 8-8. The Texans won three of their last four and five of their last seven to finish the season at .500. Kubiak's team also set a franchise mark with a 6-2 record at Reliant Stadium after going 4-4 at Reliant Stadium in 2006, which was the best home mark at the time.

In his rookie season, Kubiak tripled the team's win total of the previous year, guiding the club to a 6-10 record. The six victories included wins in three of the last five games of the season and the franchise's first ever win against Indianapolis. All six wins came versus AFC opponents, giving the Texans their most wins against conference foes in team annals.

Kubiak came to Houston with the reputation of being an offensive mastermind and has lived up to that billing. In 80 games under Kubiak, Houston has averaged 352.9 yards per game, which ranks fourth in the AFC and eighth in the NFL, compared to an average of 266.5 yards per game from 2002-05, which was last among AFC teams and 31st in the NFL. The scoring average under Kubiak has also risen more than six points per game versus prior to his arrival.

The most dramatic improvement has been made by the offensive line. After giving up a league-worst 68 sacks in 2005, the line has allowed an average of 30.1 per season under Kubiak. This has allowed the passing game to flourish, averaging 83 yards per game better than in the franchise's first four years. The line also allowed the Texans rushing attack to

average 108.0 yards per game in the last five years, also an improvement over the first four years.

Kubiak has made a habit of surrounding himself with great coaches throughout his tenure in Houston. One of his first hires in 2006 was former Green Bay head coach Mike Sherman, who served as the assistant head coach/offense and then offensive coordinator in Kubiak's first two seasons. In 2008, Kubiak bolstered his staff with two of the brightest minds in football, hiring venerable offensive line guru Alex Gibbs as the assistant head coach/offense and 1995 NFL Coach of the Year Ray Rhodes as the assistant defensive backs coach. In 2010, he hired former Denver Bronco teammate and colleague, Rick Dennison, as offensive coordinator. The Texans set offensive records for total yards and rushing as a result.

Most recently, Kubiak added one of the most respected defensive minds in the game, Wade Phillips, as defensive coordinator. Phillips has implemented a 3-4 defensive scheme and has helped lead teams to the playoffs in his first year coaching at each of his last seven stops.

As head coach, Kubiak has also been responsible for the performance of the defense. Stocked with young talent such as the All-Pro combo of linebackers DeMeco Ryans and Mario Williams plus 2009 AP Defensive Rookie of the Year Brian Cushing, the defense is equipped for success under Phillips.

Williams and Ryans were the first two draft picks of the Kubiak era, and they set the tone for what is quickly becoming an excellent track record on draft day. Following the lead of Ryans and Williams, tight end Owen Daniels gave the Texans a league-best three Pro Bowlers from the 2006 draft class. Right tackle Eric Winston has also emerged as a starter from that class. The 2006 class has started a total of 300 combined games for the Texans in their first five seasons.

The Texans' 2007 draft class was led by defensive tackle Amobi Okoye, the youngest first-round draft pick in NFL history, and the most productive player at that position in his draft class. In 2008, first-round pick Duane Brown started all 16 games at left tackle, while running back Steve Slaton won the rookie rushing title with a franchise-record 1,282 yards. The 2009 class was highlighted by Cushing and cornerback Glover Quin, a fourth-round pick who went on to start 12 games as a rookie.

Kubiak spent 20 of the previous 23 years in the Denver area, where he earned a reputation as a brilliant offensive mastermind. He played for the Broncos from 1983-91 as the backup for Hall of Fame quarterback John Elway. Kubiak played in 119 games during his career and tossed 14 touchdowns in that span. During his time as a player in the Mile High City, he was a part of three teams that reached the Super Bowl.

Kubiak began his coaching career in 1992-93 as the running backs coach at his alma mater Texas A&M. Under Kubiak's watchful eye, running back Greg Hill was named second team All-America his junior year. Hill was selected by the Kansas City Chiefs in the first round of the 1994 draft.

OFFENSIVE GROWTH UNDER KUBIAK

Gary Kubiak inherited a team that collectively ranked 31st in total yards per game from 2002-05. Since Kubiak took over in 2006, the Texans have steadily built their offense into one of the NFL's best.

TEXANS TOTAL OFFENSE COMPARISON IN KUBIAK ERA (2006-10)

Years	Total		AFC		NFL	+/-
	Offense	Avg.	Rank	Rank	Rank	
2002-05	17,059	266.5	16	31	---	
2006-10	28,230	352.9	4	8	+86.4	

TEXANS OFFENSIVE IMPROVEMENT IN KUBIAK ERA (2006-10)

Year	Total		AFC		NFL	+/-
	Offense	Avg.	Rank	Rank	Rank	
2006	4,465	279.1	13	28	---	
2007	5,337*	333.6	7	14	+54.5	
2008	6,113*	382.1	2	3	+48.5	
2009	6,129*	383.1	2	4	+1.0	
2010	6,186*	386.6	2	3	+3.5	

*Set franchise record

HEAD COACH GARY KUBIAK



Kubiak started his NFL coaching career with the San Francisco 49ers in 1994. As quarterbacks coach, he guided Hall of Famer Steve Young to his best season as a pro. Young was named the NFL MVP for the second time in his career.

Under Kubiak's tutelage, Young had a career high 70.3 completion percentage, threw 35 touchdowns, passed for 3,969 yards and set an NFL record with a 112.8 passer rating, a mark that stood for 10 seasons. Young captured Super Bowl XXIX MVP honors by tossing a record six touchdowns in San Francisco's 49-26 win against the San Diego Chargers.

In the spring of 1995, Kubiak returned to the Broncos as offensive coordinator, where he steered Denver to the organization's best numbers in team history and helped lead the team to seven postseason trips and two Super Bowl titles in 11 seasons.

Kubiak began his tenure in Denver as the offensive coordinator/quarterbacks coach to his former teammate, Elway. Kubiak made an immediate impact as Elway threw for 3,970 yards, the second-best mark of his Hall of Fame career. Elway increased his touchdown passes from 16 in 1994 to 26 in 1995. During the final four years of his career (1995-98), Elway tossed 101 touchdown passes, second only to Brett Favre in that span.

Kubiak's offense featured one of the best tight ends in NFL history. Shannon Sharpe, a 2011 Pro Football Hall of Fame inductee, spent seven years under Kubiak, averaging 61 receptions and had a career-high 1,107 yards receiving in 1997.

Kubiak's offenses have always been based on balance. The Broncos' running game focused around a strong system instead of an individual. A Broncos runner eclipsed the 1,000-yard rushing mark in 10 of Kubiak's 11 seasons. Denver saw five different runners rush for more than 1,000 yards, more than any team in the NFL in that span.

Kubiak turned to Terrell Davis to tote the ball as the Broncos won back-to-back Super Bowls in the late '90s. In 1997, Davis became only the fourth running back in NFL history to rush for more than 2,000 yards. During the 1997-98 seasons, he rushed for 3,758 yards, most of any running back in back-to-back campaigns between 1995-2005. Davis' 2,008 rushing yards are the fourth most in NFL history. He won AP Offensive Player of the Year honors in 1996 and 1998.

Following Elway's retirement, Kubiak turned his offense over to second-year quarterback Brian Griese, who threw for 3,032 yards in his first season as the Broncos' starter. In the 2000 season, Griese guided the Broncos' offense to rank second in the NFL in points scored and total offense. He was named to the Pro Bowl that season.

That same season, Mike Anderson rushed for 1,487 yards, a Bronco record for a rookie. Anderson set a then NFL single-game rookie rushing record with 251 yards against the New Orleans Saints. That year, Kubiak's receivers, Ed McCaffrey (101) and Rod Smith (100), became just the second pair of teammates in NFL history to grab at least 100 receptions.

GARY KUBIAK'S YEAR-BY-YEAR NFL COACHING RESULTS

Year	Team	Position	Regular Season			Playoffs		
			W	L	T	W	L	Finish
1994	San Francisco 49ers	Quarterbacks	13	3	0	3	0	NFC West/Super Bowl Champions
1995	Denver Broncos	Off. Coordinator/QBs	8	8	0	0	0	4th AFC West
1996	Denver Broncos	Off. Coordinator/QBs	13	3	0	0	1	AFC West Champions/Divisional
1997	Denver Broncos	Off. Coordinator/QBs	12	4	0	4	0	2nd AFC West/Super Bowl Champions
1998	Denver Broncos	Off. Coordinator/QBs	14	2	0	3	0	AFC West/Super Bowl Champions
1999	Denver Broncos	Off. Coordinator/QBs	6	10	0	0	0	5th AFC West
2000	Denver Broncos	Off. Coordinator/QBs	11	5	0	0	1	2nd AFC West/Wild Card
2001	Denver Broncos	Off. Coordinator/QBs	8	8	0	0	0	3rd AFC West
2002	Denver Broncos	Off. Coordinator/QBs	9	7	0	0	0	2nd AFC West
2003	Denver Broncos	Offensive Coordinator	10	6	0	0	1	2nd AFC West/Wild Card
2004	Denver Broncos	Offensive Coordinator	10	6	0	0	1	2nd AFC West/Wild Card
2005	Denver Broncos	Offensive Coordinator	13	3	0	1	1	AFC West Champions/AFC Championship
2006	Houston Texans	Head Coach	6	10	0	0	0	4th AFC South
2007	Houston Texans	Head Coach	8	8	0	0	0	4th AFC South
2008	Houston Texans	Head Coach	8	8	0	0	0	3rd AFC South
2009	Houston Texans	Head Coach	9	7	0	0	0	2nd AFC South
2010	Houston Texans	Head Coach	6	10	0	0	0	3rd AFC South
Totals			164	108	0	11	5	
5-Year Texans/Head Coach Totals			37	43	0	0	0	



HEAD COACH GARY KUBIAK



Houston Texans head coach Gary Kubiak is an active supporter of the U.S. armed forces, serving as the celebrity spokesperson for Impact A Hero 5k Run. Kubiak took his first USO Tour visit this past June.

In 2002, the Broncos drafted running back Clinton Portis in the second round. In his rookie season, Portis rushed for 1,508 yards, breaking Anderson's rookie mark, and was named the AP Offensive Rookie of the Year. The Broncos' rushing attack averaged 141.6 yards per game, which ranked second in the AFC. The offense totaled 380.6 yards per game, which was third in the NFL.

Kubiak relinquished his quarterbacks coach title in 2003, turning the duties over to Pat McPherson. That offseason, Denver signed quarterback Jake Plummer from the Arizona Cardinals and Plummer was immediately transformed. Despite missing five games his first season in Denver, Plummer threw for more touchdowns (15) than interceptions (seven) for the second time in his career. The 2004 season saw Plummer throw for 4,089 yards, most in Broncos history. He also tossed 27 touchdown passes, tying Elway's 1997 club record.

Plummer stayed on his feet in Kubiak's offense. After being sacked an average of 36 times per season in Arizona, Plummer was sacked an average of 17 times per year in Denver. Every season in Kubiak's system, Plummer threw more touchdowns than interceptions and led the Broncos to the playoffs from 2003-05.

In 2005, Kubiak's offense ranked fifth in the NFL with 5,766 total yards and his rushing attack was second in the league, averaging 158.7 yards per game. The Broncos were led by Anderson's 1,014 yards on the ground and Tatum Bell's 921 yards. Denver finished 2005 with a 13-3 record, winning their division for the first time since 1998, the last time it appeared in the Super Bowl.

In his 11 years as offensive coordinator, Kubiak's Broncos amassed 66,501 total yards and 465 touchdowns, most in the NFL in that span. He coached 14 different Broncos who made the Pro Bowl and Denver's rushing attack totaled 25,022

yards, most in the NFL, during his tenure.

KUBIAK OFF THE FIELD

Kubiak has been active in his support of U.S. military services for a number of years. For the past six years, Kubiak has served as the celebrity spokesperson for Impact A Hero, a non-profit organization that provides a means to provide emotional and financial support for severely wounded and disabled War on Terror veterans and their families. He participated in the Seventh Annual Impact A Hero 5k Run, Walk and Wheel on June 4, 2011 and embarked on his first USO Tour to the Middle East later in the month.

In addition to his individual efforts, Kubiak has also supported U.S. military services with the Texans. For the last two years, the Texans have honored the armed forces with Salute To The Military Week. In 2010, the Texans hosted 150 guests from all five branches of the military and signed autographs at a practice during Salute To The Military Week, which culminated with 350 servicemen and women watching the Texans defeat the Kansas City Chiefs, 35-31.

Kubiak returned to his roots when he took the reins as head coach of the Texans. He starred at Houston's St. Pius High School, where he was an all-state selection, passing for 6,190 yards during his high school career. He was inducted into the Texas High School Hall of Fame in 1999.

Kubiak attended Texas A&M, where he was selected All-Southwest Conference in 1982. He led the conference in attempts (324), completions (181), percentage (55.9) yardage (1,948), touchdowns (19), and total offense (1,885) as a senior. He set the SWC touchdown record with six against Rice during his junior season. He earned his degree in physical education before being drafted by the Broncos in the eighth round (197th overall) in the 1983 draft.

Kubiak, born in Houston, is married to Rhonda. The couple has three sons: Klint, Klay, and Klein. Klint is in his second season as a graduate assistant at Texas A&M, while Klay played quarterback at Colorado State and is now a graduate student at Texas Christian University. Klein is a sophomore wide receiver at Rice.

KUBIAK'S COACHING LEDGER

- 2006-11: Head Coach, Houston Texans
- 2003-05: Offensive Coordinator, Denver Broncos
- 1995-02: Offensive Coordinator/Quarterbacks, Denver Broncos
- 1994: Quarterbacks, San Francisco 49ers
- 1992-93: Running Backs, Texas A&M



BILL KOLLAR ASSISTANT HEAD COACH/ DEFENSIVE LINE

THIRD SEASON WITH TEXANS 23RD SEASON IN NFL

Bill Kollar enters his third year as the Texans assistant head coach/defensive line. Kollar, who played eight seasons in the NFL as a defensive lineman, has 23 years of experience coaching in the NFL, including the last 22 as a defensive line coach. Prior to Houston, he spent the previous three years coaching the defensive line in Buffalo.

Kollar has directed Houston's first line of defense to the two best season rushing defense performances in franchise history in his first two years with the team. In addition, the Texans defense recorded at least 30 sacks in back-to-back seasons for the first time in franchise history (30 in 2009 and 2010) under Kollar's tutelage. Houston's 2010 rush defense held three opponents to less than 50 yards and set a franchise record by limiting Washington to 18 yards rushing in an overtime win.

Several individuals posted personal bests on Kollar's defensive line in 2010. Veteran defensive tackle Shaun Cody started all 16 games for the first time in his career and registered a career-high 38 tackles, while nose tackle Amobi Okoye also set a career high with 44 tackles. Defensive end Mark Anderson, who was claimed off waivers five games into the 2010 season, posted his highest sack total in four years, finishing second on the team with 4.0 sacks under Kollar's guidance. Defensive end Mario Williams fought through injury the entire season to lead the team with 8.5 sacks despite spending the final three games of the season on injured reserve.

In his first season with the Texans, Kollar helped the defensive line improve throughout the season. Williams led the way once again with 9.0 sacks on the season, earning his second consecutive Pro Bowl trip. Rookie defensive end Connor Barwin and free agent defensive end Antonio Smith tied for second on the team with 4.5 sacks apiece. The unit was a key on the defense's overall improvement, helping hold opponents to a mere 84.3 yards per game on the ground over the last 13 contests.

Prior to his stint with Buffalo, Kollar coached the defensive line in St. Louis from 2001-05. In his five years coaching the defensive line in St. Louis, he helped defensive end Leonard Little emerge as a premier sack artist, with 57 sacks in that time. The Rams earned a trip to the Super Bowl in 2001, during Kollar's first season with the team.

From 1990-2000, Kollar worked as the Atlanta Falcons defensive line coach. In 1998, the Falcons' defensive line tied for the NFL lead by giving up only six rushing touchdowns and set

a team record by allowing an average of 75.2 rushing yards as Atlanta won the NFC Championship and earned a trip to Super Bowl XXXIII.

Kollar, 58, began his coaching career as a defensive assistant/special teams for Tampa Bay in 1984. He spent a year as a graduate assistant at Illinois in 1985 following his year in Tampa Bay. He was promoted to defensive line/special teams coach for the Illini in 1986 and spent two years in that position. Kollar assumed the same role at Purdue from 1988-89 before returning to the NFL.

Kollar was an All-America defensive lineman at Montana State and earned the Most Valuable Player award at the 1974 Senior Bowl. He was selected in the first round (23rd overall) of the 1974 NFL Draft by the Cincinnati Bengals and played eight seasons for Cincinnati and Tampa Bay.

Kollar and his wife, Jan, have two sons, Chad and Clint.

KOLLAR'S COACHING LEDGER

2009-11:	Assistant head coach/defensive line, Houston Texans
2007-08:	Defensive line, Buffalo Bills
2001-05:	Defensive line, St. Louis Rams
1990-2000:	Defensive line, Atlanta Falcons
1988-89:	Defensive line/special teams, Purdue
1986-87:	Defensive line/special teams, Illinois
1985:	Graduate assistant, Illinois
1984:	Defensive assistant/special teams, Tampa Bay Buccaneers



RICK DENNISON OFFENSIVE COORDINATOR

SECOND SEASON WITH TEXANS 17TH SEASON IN NFL

Rick Dennison returns in 2011 for his second season as the Texans' offensive coordinator. Dennison is entering his 17th season in the NFL as a coach and his 26th year in the league overall. Prior to joining head coach Gary Kubiak's staff in 2010, Dennison had spent his entire NFL tenure with the Denver Broncos, first as a player from 1982-90 and then as a coach from 1995-2009.

Houston's offense experienced record-setting success with a renewed emphasis on the running game under Dennison's direction in 2010. The Texans offense ranked third overall in the NFL with the league's seventh-ranked rushing offense and fourth-ranked passing offense. Houston set franchise records with 390 points scored, 6,186 total yards of offense (386.6 per game) and 2,042 yards rushing (127.6 yards per game). Dennison's offense also helped produce the franchise's first NFL rushing and scoring leader, as running back Arian Foster led the league with 1,616 yards rushing and 18 touchdowns.

Dennison's first stint as an offensive coordinator in the NFL came in Denver from 2006-08 after his predecessor, Kubiak, left the Broncos to become the head coach of the Houston Texans. Dennison coached the Broncos offensive line from 2001-05 and again in 2009. From 1997-2000, Dennison coached Denver's special teams and was an offensive assistant from 1995-96.

With Dennison at the helm, Denver's offense averaged 350.5 yards per game from 2006-08 and rushed for 124.4 yards per game, averaging 4.6 yards per carry. Despite starting a rookie at left tackle and a second-year player at right tackle in 2008, the Broncos offense gained 6,333 yards to rank second in the NFL and the offensive line allowed a franchise-record-low 12 sacks on the season.

In 2007, Denver was fourth in the NFL in yards per play (5.7) and was fifth in the league in yards per rush (4.6). In 2006, Dennison's first season at the helm of the offense, Denver ranked fifth in the NFL with an average of 360.4 yards per game.

With Dennison in charge of either the offensive line or the entire offense from 2001-09, the Broncos ranked second in the NFL with an average of 135.1 rushing yards per game, and Denver's 4.5-yard rushing average in that time period was the third-highest in the league. The Broncos line also excelled in pass blocking, surrendering just 226 sacks in nine years, which was the fourth-fewest in the league over that time span.

Dennison coached Denver's special teams from 1997-00 and helped the Broncos win back-to-back World Championships in 1997 and 1998. Under his tutelage, punt returner Darrien Gordon and kicker Jason Elam each earned trips to the Pro Bowl and punter Tom Rouen was one of the most consistent punters in the league. Dennison began his NFL coaching career as an offensive assistant in Denver from 1995-96 after coaching for three years at the high school level for Suffield Academy in Suffield, Conn.

Dennison played linebacker for the Broncos from 1982-90, appearing in 128 games with 52 starts and three Super Bowls (XXI in 1986, XXII in '87 and XXIV in '89). In 1989, he received the Ed Block Memorial Courage Award. A year earlier, Dennison ranked second on the Broncos in tackles with 133 while posting a team-high three fumble recoveries.

Dennison joined the Broncos as a college free agent in 1982 after a fine collegiate career at Colorado State, where he was a second-team Academic All-American as a senior and earned three varsity letters. In 1979, Dennison earned a bachelor's degree in civil engineering from CSU followed by a master's degree in the same field from CSU in 1982.

Born in Kalispell, Mont., Dennison attended Rocky Mountain High School in Fort Collins, Colo., where he lettered in football, basketball and baseball. His father, George, was president of the University of Montana before retiring in July of 2010. Rick and his wife, Shannon, have five children, sons Joseph, Steven and Trey, and twin daughters, Abrynn and Allie.

Joseph graduated from Yale, where he played football and now works in Seattle. He was married in February of 2011. Steven, a left-handed pitcher, was drafted in the 34th round of the 2010 Major League Baseball Draft by the Florida Marlins out of Wheaton (Ill.) College and signed a free agent contract with the Houston Astros in June of 2011.

DENNISON'S COACHING LEDGER

2010-11:	Offensive coordinator, Houston Texans
2009:	Offensive line, Denver Broncos
2006-08:	Offensive coordinator, Denver Broncos
2001-05:	Offensive line, Denver Broncos
1997-2000:	Special teams, Denver Broncos
1995-96:	Offensive assistant, Denver Broncos
1992-94:	Assistant, Suffield Academy (Conn.)



DENNISON AND THE RUNNING GAME

Following the 2009 season, Houston Texans head coach Gary Kubiak committed to improving the team's run game. Kubiak called on an old teammate and coaching colleague to lead the way, hiring Rick Dennison as offensive coordinator. The result was a record-setting year for Houston's running game, led by Arian Foster's NFL-best 1,616 yards on the ground.

That success was nothing new for Dennison. Whether as an offensive line coach (Denver, 2001-05, '09) or offensive coordinator (Denver, 2006-08; Houston, 2010), Dennison has helped produce a 1,000-yard rusher in six of his 10 years in those roles.

1,000-YARD PERFORMANCES UNDER DENNISON

Year	Team	Back	Att.	Yds	Avg.	TD
2002	Denver	Clinton Portis	273	1,508	5.5	15
2003	Denver	Clinton Portis	290	1,591	5.5	14
2004	Denver	Reuben Droughns	275	1,240	4.5	6
2005	Denver	Mike Anderson	239	1,014	4.2	12
2006	Denver	Tatum Bell	233	1,025	4.4	2
2010	Houston	Arian Foster	327	1,616	4.9	16

Further, Dennison has helped orchestrate the running game for performances that rank among the NFL's top 10 in eight of the last 10 seasons, including six seasons producing 2,000 or more yards. He was a part of the top-two rushing seasons in Denver history (2003 and 2005) and the Texans record-setting year in 2010.

TEAM RUSHING UNDER DENNISON

Year	Team	Position	Att.	Yds	Avg.	Rnk
2001	Denver	Offensive Line	481	1,877	3.9	10
2002	Denver	Offensive Line	457	2,266	5.0	5
2003	Denver	Offensive Line	543	2,629	4.8	2
2004	Denver	Offensive Line	534	2,333	4.4	4
2005	Denver	Offensive Line	542	2,539	4.7	2
2006	Denver	Off. Coordinator	488	2,152	4.4	8
2007	Denver	Off. Coordinator	429	1,957	4.6	9
2008	Denver	Off. Coordinator	287	1,862	4.8	12
2009	Denver	Offensive Line	440	1,836	4.2	18
2010	Houston	Off. Coordinator	423	2,042	4.8	7

A RECORD-SETTING YEAR

Houston's offense re-wrote the franchise record books in Rick Dennison's first year as offensive coordinator in 2010. Below are some of the more notable records set with Dennison at the helm of the offense.

TEAM SEASON RECORDS SET OR TIED IN 2010

Category	Previous Record	'10 Record
Points	388 (2009)	390
Extra Points	43 (2009)	43
Net Yards	6,129 (2009)	6,186
First Downs	340 (2009)	360
Rushing Yards	1,882 (2004)	2,042
First Downs Rushing	106 (2006, 2008)	118
Rushing Avg./Carry	4.3 (2008)	4.8
Rushing Avg./Carry Allowed	4.1 (2002)	4.0
Rushing Touchdowns	16 (2004, 2008)	20
100-Yard Rushing Games	5 (2004, 2008)	8
Fewest Interceptions Thrown	13 (2005, 2006)	12
Fewest Fumbles	18 (2003)	15
Fewest Fumbles Lost	9 (2003)	6

GAME RECORDS SET IN 2010

Category	Previous Record	New Record
Yards Rushing	219 (at JAX, 12/26/04)	257 (vs. IND, 9/12/10)
Net Yards Passing	408 (vs. GB, 12/7/08)	468 (at WAS, 9/19/10)
Gross Yards Passing	414 (vs. GB, 12/7/08)	497 (at WAS, 9/19/10)
Scoring Drive	98 (vs. TEN, 10/21/07)	99 (vs. BAL, 12/13/10)

INDIVIDUAL RECORDS SET IN 2010

Category	Record
RUSHING	
Attempts, Season	327, Arian Foster
Rushing Yards, Season	1,616, Arian Foster
Average Gain, Season	4.9, Arian Foster
Touchdowns, Season	16, Arian Foster
Longest Run From Scrimmage	74t, Arian Foster at OAK, 10/3
Rushing Attempts, Game	33, Arian Foster vs. IND, 9/12
Rushing Yards, Game	231, Arian Foster vs. IND, 9/12
Touchdowns, Game	(Tied) 3, Arian Foster vs. IND, 9/12
PASSING	
Consecutive Passes w/o INT	110, Matt Schaub, 11/14-12/2
Pass Attempts, Game	62, Matt Schaub vs. BAL, 12/13
Passing Yards, Game	497, Matt Schaub at WAS, 9/19
Average Gain/Attempt, Game	13.10, Matt Schaub at WAS, 9/19
SCORING	
Points, Season (Kicker)	(Tied) 124, Neil Rackers
Points, Season (Non-kicker)	108, Arian Foster
Touchdowns, Season	18, Arian Foster
Field Goal Pct., Season	90.0 (27-30), Neil Rackers
Longest Field Goal	(Tied) 57, Neil Rackers, at DEN, 12/26
Points, Game	(Tied) 18, Neil Rackers, vs. IND, 9/12
SCRIMMAGE YARDS	
Scrimmage Yards, Season	2,220, Arian Foster
Attempts, Season	393, Arian Foster
Yards From Scrimmage, Game	238, Arian Foster vs. IND, 9/12



JOE MARCIANO SPECIAL TEAMS COORDINATOR

10TH SEASON WITH TEXANS
26TH SEASON IN NFL

Joe Marciano enters his 10th season as special teams coordinator for the Houston Texans. Regarded as one of the league's top coaches in his field, Marciano has directed special teams for 25 NFL seasons. Marciano joins running backs coach Chick Harris as the only two coaches who have been with the Texans since the team's inception in 2002.

Marciano's special teams units were affected greatly by injury throughout the 2010 season but excelled in the kicking game. With first-year Texans kicker Neil Rackers leading the way, Houston set a franchise record by converting 90 percent of its field goal attempts (27-of-30) and all 43 point-after attempts. All totaled, it was the most successful season for Houston's kicking game in franchise history, accounting for 124 points on 70-of-73 combined kick attempts (95.9 percent).

Marciano's coverage units excelled in 2009, holding opponents to a miniscule 4.3-yard punt return average and just 22.5 yards per kickoff return. Wide receiver Jacoby Jones continued to be one of the most dangerous return men in the NFL, averaging 10.9 yards per punt return and 26.6 yards per kick return, including a 95-yard kick return for touchdown against Oakland. Kicker Kris Brown surpassed the 1,000-point plateau for his career and finished the year with 106 points, marking his third straight 100-point season, and booted a pair of game-winning field goals. Punter Matt Turk set the team single-season punting record for the third straight year, averaging 42.8 yards per punt.

The 2008 special teams unit was one of the most consistent and explosive in the NFL. Brown turned in the best season of his career, setting franchise records with 124 points, 29 field goals and a .879 field goal percentage. Jones returned two punts for touchdowns, a franchise record, and finished third in the AFC with a 12.1-yard punt return average. Turk broke his own franchise mark with a 42.3-yard average on a record-low 53 attempts.

Marciano's special teams unit provided many of the biggest highlights of the 2007 season, tying three NFL records. The Texans tied the NFL single-season record with four kickoff returns for touchdown on the season, becoming just the fourth team in league history to do so. WR André Davis tied another league record when he became the seventh player in history to return two kickoffs for touchdowns in one game, doing so against Jacksonville in the season finale. Brown, who scored a then team-record 115 points, became just the third kicker in

league history to make three field goals of 50 yards or longer in one game when he did so vs. Miami on October 7. Turk also set team records for gross and net punting average in his first season as a Texan, and the coverage unit held opponents to a record-low total of 151 punt return yards on the season.

Under Marciano's guidance in 2006, punter Chad Stanley posted the best gross punting average of his career, averaging 41.6 yards per punt, and Brown led the team in scoring for the fifth consecutive season. The Texans ranked sixth in the league in punt return average, at 10.5 yards per return; and the kick coverage team held opponents to the sixth-worst starting field position in the league.

Marciano's tenure as special teams coordinator was highlighted during the 2005 season. Pro Bowl selection and AP first team All-Pro kick returner Jerome Mathis was also honored by the NFL Alumni as the Special Teams Player of the Year and the Texans Rookie of the Year. He finished the season ranked second in the league for return men, returning 54 kickoffs for 1,542 yards and two touchdowns. He was the only player in the NFL to return two kicks for scores that season.

Marciano helped Brown finish the 2005 season with 102 points, including 26 field goals. Stanley also had a stellar 2005 season, finishing with 29 punts inside the 20-yard line, the fourth most in the NFL. His 6.6 yard-per-return average ranked sixth in the NFL.

In 2004, Brown set a club record with 85 points and nailed a career-high nine touchbacks. Second-year linebacker Antwan Peek had a breakout year with 18 special teams tackles and a blocked punt. Meanwhile, the Texans ranked seventh in the AFC in opponent average starting field position.

In 2003, Stanley led the NFL with 36 punts inside the 20 and his 36.7-yard net average ranked sixth in the league. Brown nailed 18-of-22 field goals, missing just one inside 50 yards. J.J. Moses ranked fifth in the AFC with a 23.4-yard kickoff return average.

In 2002, Brown connected on 13 field goals from 40-plus yards and Stanley ranked second in the AFC in net average (36.8), leading the conference with 36 punts inside the 20. The Texans also scored two touchdowns on special teams (punt return, punt block), recovered three fumbles, and yielded just 5.7 yards per punt return, leading the AFC.

Marciano arrived in Houston after spending the previous six seasons in the same capacity with the Tampa Bay Buc-

SPECIAL TEAMS COORDINATOR JOE MARCIANO



careers. Under Marciano, the Bucs boasted one of the NFC's most consistent special teams units. Tampa Bay blocked 20 kicks, registered nine of the 10 longest punt and kickoff returns in club annals, and recorded 10 NFC Special Teams Player of the Week awards during his six seasons.

Kicker Martin Gramatica posted remarkable numbers during his first three NFL seasons. Gramatica nailed 84-of-101 field goal attempts (counting playoffs) and earned a Pro Bowl berth in 2000, breaking his own club single-season records in points scored (126), field goals (28), consecutive field goals (16), 50-plus-yard field goals (five), and extra points (42). Also in 2000, Tampa Bay set a team mark and tied a league mark by blocking seven kicks (four field goals, three punts), returning two for touchdowns.

In 1999, linebacker Shelton Quarles broke a 10-year Bucs single-season record with 31 special teams tackles. Tampa Bay opponents averaged just 17.6 yards per kickoff return, which set a club record. In 1998, Marciano's charges set single-season club marks in both kickoff return average (23.7) and punt-return average (13.7). In 1997, the Bucs finished first in the NFL in opponent net punting and opponent field-goal percentage.

Marciano joined the Bucs after spending the previous 10 years as the special teams coach for the New Orleans Saints. For the first nine of those campaigns, he also coached the team's tight ends. During Marciano's New Orleans tenure, he coached three special teams players who were selected for the Pro Bowl (Morten Andersen, Tyrone Hughes, Bennie Thompson).

Marciano's first professional football job came as the special teams/tight ends coach for the Philadelphia/Baltimore Stars of the USFL, helping the club win two league championships. Marciano joined the Stars after spending 1982 as the tight ends/special teams coach at Temple.

In 1981, Marciano tutored the tight ends for Joe Paterno at Penn State. Marciano also coached wide receivers at Villanova (1980) and Rhode Island (1978-79). He began his college coaching career overseeing the tight ends at East Stroudsburg University in 1977. Marciano coached at Wyoming Area High School in West Pittston, Pa., in 1976.

A native of Dunmore, Pa., Marciano was a quarterback at Temple, where he earned his bachelor's degree in health and physical education. He serves as a spokesperson for Autism Speaks and is very active in the organization's annual fundraising walk held each fall in Houston. Marciano is an avid fisherman who has conducted various fishing tournaments and has appeared on numerous ESPN fishing shows. In 1993, Marciano was inducted into the Northeast Chapter of the Pennsylvania Sports Hall of Fame. He is single and resides in Missouri City with his son, Joseph.

MARCIANO'S COACHING LEDGER

2002-11:	Special Teams Coordinator, Houston Texans
1996-01:	Special Teams, Tampa Bay Buccaneers
1995:	Special Teams, New Orleans Saints
1986-94:	Special Teams/Tight Ends, New Orleans Saints
1983-85:	Special Teams/Tight Ends, Philadelphia/Baltimore Stars
1982:	Special Teams/Tight Ends, Temple
1981:	Tight Ends, Penn State
1980:	Wide Receivers, Villanova
1978-79:	Wide Receivers, Rhode Island
1977:	Tight Ends, East Stroudsburg State
1976:	Wyoming Area High School

A FIRST DOWN DAD



Marciano and his son, Joseph, at the Texans First Down Dads Field Day in June, of 2011.

The Texans hosted the first annual First Down Dads Field Day in June of 2011, an event that offered parents a unique and creative way to interact with their kids through various football drills at the Texans' Methodist Training Center. Marciano, offensive coordinator Rick Dennison and team president Jamey Rootes were among the feature speakers at the event.

Marciano's passion as a single father to his son, Joseph, who is autistic, has been well-documented and he is a spokesperson for Autism Speaks, the nation's largest autism science and advocacy organization.



WADE PHILLIPS DEFENSIVE COORDINATOR

**FIRST SEASON WITH TEXANS
35TH SEASON IN NFL**

Wade Phillips brings 35 years of coaching experience with him to the Texans, including the last 29 years spent as a defensive coordinator or head coach. Phillips was named Texans defensive coordinator on Jan. 5, 2011.

Phillips has helped orchestrate 12 top-10 defensive performances and has helped lead teams to 11 playoff appearances, all of which have come since 1988, as a head coach or defensive coordinator. He has reached the playoffs in the first season with each of the last seven teams he has taken over as head coach or defensive coordinator.

His current post with the Texans marks the second time Phillips and Texans head coach Gary Kubiak have been on the same sideline. Kubiak and Phillips' tenures overlapped with the Denver Broncos from 1989-91. Kubiak played for the club from 1983-91 and Phillips served as defensive coordinator from 1989-92 before taking over as the franchise's head coach from 1993-94.

Phillips, 64, most recently served as head coach of the Dallas Cowboys from 2007 until midway through the 2010 season, compiling a 34-22 record (.607 winning pct.). Under Phillips, the Cowboys' defense gave up an average of 329.9 yards per game to rank 10th in the NFL during his tenure and played a key role in producing three straight winning seasons from 2007-09, including two playoff appearances and the franchise's first playoff win in 12 seasons in 2009. He owns a career coaching record of 83-66, including the postseason.

Prior to his tenure in Dallas, Phillips served as defensive coordinator for the San Diego Chargers from 2004-06. The Chargers gave up fewer than 20 points per game all three years Phillips was at the helm of the defense, posted three straight winning seasons and qualified for the playoffs in 2004 and 2006.

He served as interim head coach of the Atlanta Falcons for the final three games of 2003 after joining the franchise as defensive coordinator in 2002. From 1998-2000, Phillips was the head coach of the Buffalo Bills, compiling a 29-19 record and leading the team to two playoff appearances and the top overall defense in that time. Buffalo led the NFL in total defense in 1999, allowing only 266.2 yards and 14.3 points per game. Before taking the reins in Buffalo, he was the team's defensive coordinator from 1995-97.

Phillips' first coordinator position came with the New Orleans Saints from 1981-85. He then moved on to serve as defensive

coordinator and linebackers coach for the Philadelphia Eagles from 1986-88. His NFL coaching career began in Houston, with the Oilers in 1976, serving on the staff of his father, legendary coach Bum Phillips, until 1980.

The Texans' defensive coordinator has strong ties to the city of Houston and the state of Texas, coaching at the high school, collegiate and professional levels in the Lone Star State. He was born in Orange, Texas and played his prep career at Port Neches-Grove High School in Port Neches. Phillips played linebacker at the University of Houston from 1966-68 and coached for the Cougars in 1969.

Phillips then returned to his roots, where he coached the defensive line at Orange High School from 1970-72. In 1973 he joined the Oklahoma State University staff coaching linebackers for two seasons. Phillips was then hired to coach the defensive line at Kansas in 1975, his last season coaching in the college ranks.

Phillips and wife Laurie have one son, Wesley, who is an assistant coach with the Dallas Cowboys, and a daughter, Tracy, who is a professional actress, dancer and choreographer in Hollywood, Calif. He resides in Houston.

PHILLIPS' COACHING LEDGER

2011:	Defensive Coordinator, Houston Texans
2007-10:	Head Coach, Dallas Cowboys
2004-06:	Defensive Coordinator, San Diego Chargers
2002-03:	Defensive Coordinator, Atlanta Falcons
1998-00:	Vice President of Football Operations/ Head Coach, Buffalo Bills
1995-97:	Defensive Coordinator, Buffalo Bills
1993-94:	Head Coach, Denver Broncos
1989-92:	Defensive Coordinator, Denver Broncos
1986-88:	Defensive Coordinator, Philadelphia Eagles
1981-85:	Defensive Coordinator, New Orleans Saints
1977-80:	Defensive Line, Houston Oilers
1976:	Linebackers, Houston Oilers
1975:	Defensive Line, University of Kansas
1973-74:	Linebackers, Oklahoma State
1970-72:	Defensive Coordinator, Orange High School
1969:	Graduate Assistant, University of Houston

DEFENSIVE COORDINATOR WADE PHILLIPS



YEAR ONE

New Texans defensive coordinator Wade Phillips has made a habit of quick turnarounds everywhere he's gone.

In each of his last four defensive coordinator positions, Phillips has helped take a team which missed the playoffs the year before and built them into a playoff team in his first year.

YEAR BEFORE PHILLIPS

VS. FIRST YEAR WITH PHILLIPS

Team	Year	YPG	Rank	PPG	Rank	Record
Denver	1988	341.9	22	22.0	20	8-8
Denver	1989	275.4	3	14.1	1	11-5*
Buffalo	1994	323.4	17	22.3	22	7-9
Buffalo	1995	320.5	13	20.9	12t	10-6*
Atlanta	2001	365.3	30	23.6	24	7-9
Atlanta	2002	333.4	19t	19.6	8	9-6-1*
San Diego	2003	349.6	27	27.6	31	4-12
San Diego	2004	335.0	18	19.6	11	12-4*

PHILLIPS' DEFENSES AS HEAD COACH

DENVER BRONCOS (1993-94)

Year	Record	Def. Rnk	Total Defense	Pts. Allowed	Rnk
1993	9-7*	22	336.7	17.8	10
1994	7-9	27	378.0	20.4	17t

BUFFALO BILLS (1998-00)

Year	Record	Def. Rnk	Total Defense	Pts. Allowed	Rnk
1998	10-6 *	7	310.4	20.8	15
1999	11-5 *	1	266.2	14.3	2
2000	8-8	3	295.9	21.9	18

DALLAS COWBOYS (2007-Nov. 2010)

Year	Record	Def. Rnk	Total Defense	Pts. Allowed	Rnk
2007	13-3 *	11	327.6	20.3	13
2008	9-7	8	317.7	22.8	20
2009	11-5 *	9	332.6	15.6	2
2010	1-7	18	353.3	29.0	31

*Indicates playoff team

PHILLIPS AS A COORDINATOR

NEW ORLEANS SAINTS (1981-85)

Year	Record	Def. Rnk	Total Defense	Pts. Allowed	Rnk
1981	4-12	12	343.3	23.6	24
1982 (Strike)	4-5	6	315.3	17.8	8t
1983	8-8	3	320.5	21.1	12
1984	7-9	5	333.4	22.6	19
1985	5-11	24	383.6	25.1	22

PHILADELPHIA EAGLES (1986-88)

Year	Record	Def. Rnk	Total Defense	Pts. Allowed	Rnk
1986	5-10-1	18	351.9	19.5	12
1987 (Strike)	7-8	26	380.1	25.3	25
1988	10-6 *	28	380.9	19.9	14

DENVER BRONCOS (1989-92)

Year	Record	Def. Rnk	Total Defense	Pts. Allowed	Rnk
1989	11-5 *	3	298.8	14.1	1
1990	5-11	22	352.1	23.4	23
1991	12-4	7	305.9	14.7	3
1992	8-8	23	337.5	20.6	19

BUFFALO BILLS (1995-97)

Year	Record	Def. Rnk	Total Defense	Pts. Allowed	Rnk
1995	10-6 *	17	343.1	20.9	12t
1996	10-6 *	10	317.4	16.6	6
1997	6-10	11	324.8	22.9	23

ATLANTA FALCONS (2002-03)

Year	Record	Def. Rnk	Total Defense	Pts. Allowed	Rnk
2002	9-6-1 *	23	352	19.6	8
2003	5-11	32	394.6	26.4	30


SAN DIEGO (2004-06)

Year	Record	Def. Rnk	Total Defense	Pts. Allowed	Rnk
2004	12-4 *	16	343.9	19.6	11
2005	9-7	16	327.3	19.5	13
2006	14-2 *	10	323.5	18.9	7

*Indicates playoff team

JOHN BENTON OFFENSIVE LINE

SIXTH SEASON WITH TEXANS EIGHTH SEASON IN NFL



John Benton is in his sixth season coaching the offensive line for the Houston Texans. Benton's offensive lines have provided protection and paved the way for some of the top individual and team offensive performances in the NFL in that time and have helped turn the Texans offense into one of the most productive in the league. Houston has set team records for total offense for three consecutive years heading into 2011.

Benton's unit paved the way for another record-setting season for Houston's offense in 2010. The Texans ranked third in the NFL in 2010 with a franchise-record 6,186 yards of offense (386.6 yards per game), seventh with a franchise rushing-record 127.6 yards per game, a team-record 390 points (24.4 points per game) and helped produce the NFL's rushing and touchdown champion, running back Arian Foster. Foster set team records with 1,616 yards rushing, the most yards ever in a season for an undrafted player, and 18 total touchdowns. It was the third-straight season Houston's offense finished among the NFL's top-four offenses.

In 2009, the line provided protection for the NFL's leading passer, quarterback Matt Schaub, who threw for 4,770 yards and 29 touchdowns. Overall, the offense ranked fourth in the league, averaging 383.1 yards per game. The passing attack led the league with an average of 290.9 net yards per game, and the 25 sacks allowed were the fifth-fewest in the league.

In 2008, Benton's line featured the same starting lineup for all 16 games, marking the first and, to date only such occurrence in team history. The line paved the way for rookie running back Steve Slaton to set a franchise record with 1,282 rushing yards, while the 32 sacks allowed were the second-fewest in team history. The 2008 offense was the most productive in Texans history, gaining 6,113 total yards, which ranked third in the NFL.

Stellar pass protection has been a hallmark Benton's lines in Houston. Despite using eight different starting lineups in 2006, the first season under Benton's tutelage, the Texans offensive line surrendered 25 fewer sacks than in 2005. On the ground, the line improved throughout the year and helped the team average 123.4 rushing yards per game over the second half of the season.

The line was even better in 2007, cutting the sack total in half from 2006, allowing just 22 on the year, which set a team record. The record-low sack total came while the team attempted a record-high 529 passes. The line also paved the

way for the team to rush for 1,586 yards and 12 touchdowns.

Prior to coming to Houston, Benton spent two years working with the St. Louis Rams offensive line. As the Rams' assistant offensive line coach in 2004, Benton helped St. Louis reach the playoffs as a Wild Card team and advanced to the Divisional round with an offensive line led by Pro Bowl left tackle Orlando Pace. The Rams' offensive line helped St. Louis finish fourth in the NFL with 252.3 passing yards per game and produce 1,496 yards on the ground.

In 2005, Benton was promoted to offensive line coach and his unit opened holes for running back Stephen Jackson to rush for more than 1,000 yards for the first time in his career. Rams running backs averaged 1,579 rushing yards during Benton's two years as the line coach.

Benton lettered at Colorado State from 1983-86 and earned honorable mention All-WAC accolades during his junior and senior seasons. He was a graduate assistant at Colorado State from 1987-90 before moving on to California University (Pa.), where he coached the offensive line and also served as the recruiting coordinator until 1994.

Benton returned to his alma mater in 1996, where he served as offensive line coach until 2000 and added responsibilities as the co-offensive coordinator in 2000 until 2003.

A Durango, Colo. native, he and his wife Nicole, have two daughters, Gabrielle and Paige. The family resides in Sugar Land.

BENTON'S COACHING LEDGER

2006-11:	Offensive Line, Houston Texans
2005:	Offensive Line, St. Louis Rams
2004:	Assistant Offensive Line, St. Louis Rams
2000-03:	Co-Offensive Coordinator/Offensive Line, Colorado State
1995-2000:	Offensive Line, Colorado State
1990-94:	Offensive Line/Recruiting Coordinator, California University (Pa.)
1987-90:	Graduate Assistant, Colorado State



PERRY CARTER

ASSISTANT DEFENSIVE BACKS

SIXTH SEASON WITH TEXANS
SIXTH SEASON IN NFL

Perry Carter is in his sixth season as a coach with the Texans and his second as assistant defensive backs coach.

Carter will work primarily with defensive backs coach Vance Joseph. He also worked with the defensive backs in his five previous seasons with the Texans, including his four seasons as a defensive assistant. Carter originally joined the Texans staff through the NFL's Minority Coaching Fellowship program during the 2006 training camp.

Carter's coaching career began in 2004, when he was the secondary coach at Texas A&M-Commerce. He worked in private business in 2005, then returned to coaching with NFL Europa's Hamburg Sea Devils as a defensive backs/defensive assistant in the summer of 2006. Carter also worked with the special teams in Hamburg.

The 39-year-old Carter, a native of McComb, Miss., earned four letters playing cornerback at Southern Mississippi from 1990-94. Carter was drafted by the Arizona Cardinals in the

fourth round (107th pick overall) of the 1994 NFL Draft, and played for the Kansas City Chiefs in 1995 and the Oakland Raiders from 1996-98. Carter also played five seasons in the Canadian Football League with the Edmonton Eskimos (2000-01), Montreal Alouettes (2002) and British Columbia Lions (2003-04).

Carter and his wife, Nicole, live in Houston with their daughter, Bria, and son, Perry Jr.

CARTER'S COACHING LEDGER

2010-11:	Assistant defensive backs, Houston Texans
2006-09:	Defensive assistant, Houston Texans
2006:	Defensive backs/defensive assistant, Hamburg Sea Devils (NFL Europa)
2004:	Secondary, Texas A&M-Commerce



CHICK HARRIS

RUNNING BACKS

10TH SEASON WITH TEXANS
31ST SEASON IN NFL

Chick Harris enters his 10th season as running backs coach for the Houston Texans. Harris, along with special teams coordinator Joe Marciano, is one of two coaches who have been with the team since its inception and boasts 30 years of NFL coaching experience. Eight running backs have eclipsed the 1,000-yard mark in a season under Harris a collective 13 times.

Harris has turned in impressive coaching performances seemingly every year, no matter who is carrying the ball. But 2010 may have been his finest as both fullback Vonta Leach and running back Arian Foster earned AP First Team All-Pro and Pro Bowl honors, with Foster leading the NFL with 1,616

yards rushing. Foster set a franchise season rushing record and a single-game record with 231 yards in the 2010 season opener against Indianapolis and led the NFL with 2,220 total yards from scrimmage and 18 touchdowns. Veteran Derrick Ward also helped Houston rushed for a franchise-record 2,042 yards, contributing 315 yards on 50 carries (6.3 average).

In 2009, the Texans had four backs each rush for at least 250 yards, led by Steve Slaton, who finished with 437 yards in an injury-shortened season. Veteran Ryan Moats rushed for a career-high 390 yards, while Foster rushed for 216 of his 257 yards in the last two games of his rookie season.



RUNNING BACKS COACH CHICK HARRIS

HARRIS' MILLENIUM RUSHERS

1,000-YARD PERFORMANCES UNDER HARRIS

Year	Team	Back	Att.	Yds	Avg.	TD
1981	Buffalo	Joe Cribbs	257	1,097	4.3	3
1983	Seattle	Curt Warner	335	1,449	4.3	13
1985	Seattle	Curt Warner	291	1,094	3.8	8
1986	Seattle	Curt Warner	319	1,481	4.6	13
1988	Seattle	Curt Warner	266	1,025	3.9	10
1992	L.A. Rams	Cleveland Gary	279	1,125	4.0	7
1993	L.A. Rams	Jerome Bettis	294	1,429	4.9	7
1994	L.A. Rams	Jerome Bettis	319	1,025	3.2	3
1996	Carolina	Anthony Johnson	300	1,120	3.7	6
2003	Houston	Domanick Williams	238	1,031	4.3	8
2004	Houston	Domanick Williams	302	1,188	3.9	13
2008	Houston	Steve Slaton	268	1,282	4.8	9
2010	Houston	Arian Foster	327	1,616	4.9	16

In 2008, Slaton, then a rookie third-round draft pick, started the final 15 games and won the rookie rushing title with a then-franchise-record 1,282 yards. Slaton led all AFC players with 1,659 total yards from scrimmage, and his five 100-yard rushing days were also a team single-season record.

In 2007, Harris leaned on 2006 leading rusher Ron Dayne, who produced a team- and career-high 773 yards and six touchdowns. Rookie undrafted free agent Darius Walker came on late in the year and ran for 264 yards over the last four games.

In 2006, Dayne led a committee of running backs with 612 yards and five touchdowns, including a career-high 153 yards and two touchdowns to lead Houston to its first-ever win against Indianapolis. Houston was one of three teams to have three different players rush for at least 90 yards in a game, and the Texans were the only team that had a pair of rookies each top the 90-yard mark in a game.

Harris helped running back Domanick Williams earn the 2003 Diet Pepsi Rookie of the Year award and develop into a two-time 1,000-yard rusher. Williams, drafted in the fourth

round in 2003, is the franchise's all-time leading rusher with 3,195 career yards.

During Harris' seven-year tenure with the Panthers, injuries forced the club to suit up a bevy of running backs, from Tshimanga Biakabutuka to Richard Huntley to Brad Hoover to Fred Lane to Anthony Johnson to Derrick Moore. Harris helped Carolina set an expansion record with seven wins in 1995 and also helped the Panthers reach the NFC Championship Game the following season.

Harris launched his NFL coaching career with the Buffalo Bills in 1981, coaching two seasons. He entered the coaching profession at Colorado State in 1970, coaching three seasons before heading to Long Beach State. After one season at Long Beach, Harris joined the Detroit Wheels of the World Football League in 1974. He then moved on to the University of Washington, where he spent six seasons, helping the Huskies to two bowl wins, including a Rose Bowl victory against Michigan.

Harris lettered in football and track at Northern Arizona, where he is a member of the Lumberjacks' athletic hall of fame.

Born in Durham, N.C., Harris attended Long Beach (Calif.) Poly High School. He has a son, Tyler, and a daughter, Tarana. Harris and his wife, Karen, have a daughter, Kara. The family lives in Sugar Land.

HARRIS' COACHING LEDGER

2002-11:	Running Backs, Houston Texans
1995-01:	Running Backs, Carolina Panthers
1994:	Offensive Coordinator, Los Angeles Rams
1992-93:	Running Backs, Los Angeles Rams
1983-91:	Offensive Backfield, Seattle Seahawks
1981-82:	Running Backs, Buffalo Bills
1975-80:	Defensive Backs, University of Washington
1974:	Wide Receivers, Detroit Wheels (World Football League)
1973:	Wide Receivers, Long Beach State
1970-72:	Wide Receivers, Colorado State

ALL-PRO BACKFIELD

It was a banner year for the Houston Texans running game, where virtually every franchise rushing record was set. At the forefront of Houston's rushing efforts were breakout performances by second-year running back Arian Foster and hard-nosed veteran fullback Vonta Leach, who were both elected to their first Pro Bowls and The Associated Press All-Pro First Team. Foster and Leach are only the third backfield duo to earn AP All-Pro First Team honors since the 1970 merger, joining San Diego's Lorenzo Neal and LaDainian Tomlinson (2006 and 2007) and Seattle's Mack Strong and Shaun Alexander (2005).





REGGIE HERRING LINEBACKERS

THIRD SEASON WITH TEXANS SIXTH SEASON IN NFL

Reggie Herring will embark on his second tenure with the Houston Texans and new defensive coordinator Wade Phillips as linebackers coach in 2011.

From 2002-03, Herring served as the Texans linebackers coach and helped inebacker Jamie Sharper lead the NFL with 166 tackles in 2003. Sharper's tackle total from 2003 still stands as the Texans single-season standard. Jay Foreman joined Sharper in posting back-to-back seasons with more than 130 tackles during Herring's first two years with the team.

Prior to his most recent appointment in Houston, Herring served as linebackers coach of the Dallas Cowboys from 2008-10 while Phillips was head coach. Dallas linebacker DeMarcus Ware led the NFL with a combined 46.5 sacks in that time, including the second-most sacks ever by a linebacker in a season and league-best 20.0 in 2008. Linebacker Bradie James led the team with 202 tackles in 2008, making him the second player in Cowboys history to surpass the 200-tackle mark in a season. The Cowboys top-three tacklers were from Herring's linebacker corps all three seasons he was in Dallas.

Herring was named defensive coordinator at Texas A&M on former Texans defensive coordinator Mike Sherman's staff early in 2008, but left a month later to take his position with the Cowboys.

In addition to his successes as an NFL coach, Herring spent 25 years in the collegiate ranks, coaching some of the country's best defenses and coached in 18 bowl games overall. Herring spent 2005-07 as the defensive coordinator and linebackers coach at the University of Arkansas and served as the interim head coach for the Razorbacks in the 2008 AT&T Cotton Bowl Classic. Herring's defense helped the Arkansas win the 2006 Southeastern Conference Western Division and earn two postseason bowls. In 2006, Herring was a finalist for the Broyles Award, given annually to the nation's top assistant coach.

Before going to Arkansas, Herring coached Texans defensive end Mario Williams while serving as the defensive coordinator at North Carolina State in 2004, where his defense led the country in total defense, allowing 221.4 yards per game; and pass efficiency defense and was second in total pass defense. Williams, then a sophomore, was named an honorable mention All-American by Pro Football Weekly.

From 1994-2001, Herring coached linebackers at Clemson and added the title of defensive coordinator in 1997. Seven of

Herring's linebackers were drafted during his tenure at Clemson, including Anthony Simmons, who was taken 15th overall by Seattle in 1998. In 2000, he coached Butkus Award finalist Keith Adams, who also led the NCAA in tackles.

Herring's first coordinator experience came at TCU from 1992-93. He coached linebackers at Auburn from 1986-91, winning three SEC championships. His coaching career began in 1981 as a graduate assistant on Jimmy Johnson's staff at Oklahoma State, where he was hired on as linebackers coach from 1982-85.

A Florida State Hall of Fame selection in 1989, Herring was a three-year starting linebacker for head coach Bobby Bowden at Florida State from 1978-80. He led the Seminoles in tackles all three years and is still the third-leading tackler in FSU history. He was a team captain as a senior and played in the Tangerine Bowl and the Orange Bowl twice.

The 52-year-old Myrtle Beach, S.C. native, is married to the former Lisa Ward of Griffin, Ga. The couple has a daughter, Caroline, 25, and a son, Adam, 22.

HERRING'S COACHING LEDGER

2011:	Linebackers, Houston Texans
2008-10:	Linebackers, Dallas Cowboys
2005-07:	Defensive Coordinator/Linebackers, Arkansas
2004:	Defensive Coordinator, North Carolina State
2002-03:	Linebackers, Houston Texans
1997-2001:	Defensive Coordinator/Linebackers, Clemson
1994:	Linebackers, Clemson
1992-93:	Defensive Coordinator, Texas Christian University
1986-91:	Linebackers, Auburn
1982-85:	Linebackers, Oklahoma State
1981:	Graduate Assistant, Oklahoma State

VANCE JOSEPH DEFENSIVE BACKS

FIRST SEASON WITH TEXANS
SEVENTH SEASON IN NFL



Vance Joseph was hired as the Houston Texans defensive backs coach on February 11, 2011. Joseph spent the last six seasons with the San Francisco 49ers, including the last five as the secondary coach.

Last season, Joseph's defensive backs keyed the NFL's top third-and-long defense, stopping opposing offenses nearly 80 percent of the time. Joseph's secondary led the 49ers defensive effort in 2009, recording 21 of the team's 33 takeaways, helping result in the NFL's largest turnover ratio improvement from 2008 to 2009 (+26). San Francisco also led the NFL in opponent passer rating inside its own 30-yard line in 2009, with a stingy 53.5 mark. Free safety Dashon Goldson had a breakout year with three interceptions and a career-high 114 tackles.

In 2008, the 49ers gave up the second-fewest pass plays of 20-plus yards in the NFL and allowed the third-fewest passing yards in the NFL over the last five games of the season, giving up just 887 yards through the air in that span.

Prior to his stint with the 49ers, Joseph spent six years coaching in the college ranks. He served as defensive backs coach at Wyoming (2002), Colorado (2002-03) and Bowling Green (2004) before moving on to join Mike Nolan's staff in San Francisco as the secondary assistant.

Joseph began his coaching career at his alma mater, Colorado, serving as a graduate assistant from 1999-2001.

Joseph made the transition from college quarterback at Colorado from 1990-94, to cornerback as a pro. He signed and played with the New York Jets as an undrafted free agent in 1995 and played for the Indianapolis Colts in 1996, compiling two interceptions over the course of 17 career games.

Born and raised in Marrero, La., Joseph earned his bachelor's degree in marketing from Colorado in 1994.

JOSEPH'S COACHING LEDGER

2011:	Defensive Backs, Houston Texans
2006-10:	Defensive Backs, San Francisco 49ers
2005:	Assistant Secondary Coach, San Francisco 49ers
2004:	Defensive Backs, Bowling Green
2002-03:	Defensive Backs, Colorado
2002:	Defensive Backs, Wyoming
1999-2001:	Graduate Assistant, Colorado

BOBBY KING DEFENSIVE ASSISTANT

FIRST SEASON WITH TEXANS
SECOND SEASON IN NFL



Bobby King enters his first season as defensive assistant with the Houston Texans. King has spent his entire collegiate and pro coaching career in the state of Texas.

King comes to the Texans after serving as the defensive quality control/assistant linebackers coach for the Dallas Cowboys

in 2010 where he worked directly under Texans linebackers coach Reggie Herring and defensive coordinator Wade Phillips. Prior to his tenure in Dallas, King was the defensive line coach at West Texas A&M University in 2008-09, and helped the 2009 team reach its first bowl game since 1967.

DEFENSIVE ASSISTANT BOBBY KING



From 2006-07, King helped coach the defensive tackles at Baylor. In 2005, King ended his first stint at WTAMU by helping the team win the Lone Star Conference championship and make the school's first NCAA Division II Playoff appearance.

King began his coaching career as a student assistant at his alma mater, Texas El-Paso, working with the defensive line from 2002-03.

He was a three-year letter winner and two-year starter at UTEP on the defensive line from 1998-2000.

KING'S COACHING LEDGER

2011:	Defensive Assistant, Houston Texans
2010:	Defensive Quality Control/ Assistant Linebackers, Dallas Cowboys
2008-09:	Defensive Line, West Texas A&M University
2006-07:	Defensive Tackles, Baylor
2005:	Graduate Assistant, West Texas A&M
2002-03:	Student Assistant, UTEP



LARRY KIRKSEY WIDE RECEIVERS

FIFTH SEASON WITH TEXANS 15TH SEASON IN NFL

Larry Kirksey enters his fifth year as the wide receivers coach for the Texans and his 15th year coaching NFL wide receivers. Kirksey has coached some of the best wide receivers in NFL history, including three who have more than 850 career receptions: Jerry Rice (1,549), Jimmy Smith (862) and Terrell Owens (1,078).

Kirksey's star pupil in Houston is five-time Pro Bowl wide receiver Andre Johnson. In four seasons under Kirksey's tutelage, Johnson has averaged an NFL-best 96.5 yards per game, led the league in receiving yards in 2008 and 2009, and led the NFL in receptions in 2008. Johnson joined Rice as the only receivers in NFL history to lead the league in receiving yards in consecutive seasons and joined Marvin Harrison as the only receivers to surpass 1,500 yards in back-to-back years.

Houston's receivers once again put up big numbers in leading the NFL's third-ranked offense in 2010. Despite injury, Johnson led the team and ranked sixth in the NFL with 86 receptions for 1,216 yards and eight touchdowns to earn another Pro Bowl selection. Kevin Walter had his fourth-straight 50-catch, 600-yard season under Kirksey, with 51 receptions for 621 yards. Jacoby Jones set career highs with 51 receptions for 562 yards.

The receiving corps was a team strength in 2009 as the Texans led the NFL in passing offense at 290.9 yards per game. In addition to Johnson, Walter caught 53 passes for 611 yards while Jones emerged as a big-play threat, averaging a touchdown every 4.5 receptions. David Anderson turned in a career

year with 38 receptions for 370 yards.

In 2008, Johnson led the NFL with career highs of 115 receptions and 1,575 receiving yards. The franchise's all-time leading receiver earned Associated Press first-team All-Pro honors and started for the AFC in the Pro Bowl. Johnson teamed with Walter for the most prolific receiving tandem in the league, combining for 2,474 receiving yards. Walter's 899 yards were a career high for him. Both also tied for the team lead with eight touchdown receptions.

In his first year with the Texans, Kirksey oversaw a group that had three players top 700 receiving yards, making Houston one of just four teams to achieve that feat. The unit's depth was tested when Johnson missed seven games due to injury, but fellow receivers Walter and André Davis stepped up to fill the void. Walter set career highs with 65 receptions, 800 yards

KIRKSEY AND THE ALL-TIME GREATS

TOP 50 RECEIVERS COACHED BY KIRKSEY (ranked by receptions, prior to 2011 season)

Rank	Player	Rec.	Yds	Years	
				Coached	TM
1	Jerry Rice	1,549	22,895	1994-99	SF
5	Terrell Owens	1,078	15,934	1996-99	SF
15	Jimmy Smith	862	12,287	2003	JAX
37	Andre Johnson	673	9,164	2007-11	HOU
38	Herman Moore	670	9,174	2001	DET
49	Johnnie Morton	624	8,719	2001	DET



WIDE RECEIVERS COACH LARRY KIRKSEY

1,000 AND BEYOND

1,000-YARD PERFORMANCES UNDER KIRKSEY

Year	Team	Receiver	Rec.	Yds	Avg.	TD
1994*	San Fran.	Jerry Rice	112	1,499	13.4	13
1995*	San Fran.	Jerry Rice	122	1,848	15.1	15
1996	San Fran.	Jerry Rice	108	1,254	11.6	8
1998	San Fran.	Jerry Rice	82	1,157	14.1	9
1998	San Fran.	Terrell Owens	67	1,097	16.4	14
2001	Detroit	Johnnie Morton	77	1,154	15.0	4
2008*	Houston	Andre Johnson	115	1,575	13.7	8
2009*	Houston	Andre Johnson	101	1,569	15.5	9
2010	Houston	Andre Johnson	86	1,216	14.1	8

* Denotes led the NFL in receiving yardage.

Larry Kirksey has coached players to nine different 1,000-yard seasons in his 14 years coaching wide receivers in the NFL, including four receiving yardage leaders and the NFL single-season record of 1,848 yards by Jerry Rice in 1995.

receiving and four touchdowns. He led the team in receptions and he was second in receiving yards. Davis emerged as one of the best deep threats in the NFL, averaging nearly 18 yards per catch. Despite playing in just nine games, Johnson once again led the team in receiving yards, with 851, and touchdowns, with eight.

Prior to joining the Texans staff, Kirksey helped lead Middle Tennessee State to the 2006 Sun Belt Conference title and Motor City Bowl win as the assistant head coach and running backs coach for the Blue Raiders. He was a volunteer coach for the Denver Broncos in 2004.

Kirksey spent 2003 as the wide receivers coach with the Jacksonville Jaguars, where Jimmy Smith led the team with 54 receptions despite missing four games. From 2001-02, Kirksey coached wide receivers for the Detroit Lions. In 2001, Johnnie Morton finished the year 12th in the NFL with 1,154 receiving yards and the Lions finished sixth in the league with 224.8 passing yards per game.

A Kentucky native, Kirksey served as assistant head coach in charge of the wide receivers at Texas A&M in 2000. That year, he helped lead the Aggies to a berth in the Independence Bowl while injecting hints of the West Coast offense.

In 1994, Kirksey began his NFL coaching career with the responsibility of coaching the NFL's all-time reception and receiving yards leader Jerry Rice. Under Kirksey, Rice set an NFL record with 1,848 receiving yards, while setting a career high of 122 receptions in 1995. From 1994-99 Rice caught 606 passes for 6,666 yards. Kirksey's receivers helped set a Super Bowl record in Super Bowl XXIX with six touchdown catches, including three by Rice.

From 1990-93, Kirksey coached running backs for Alabama, where he helped lead the Crimson Tide to a national champi-

onship in 1992. Kirksey's running back corps led the SEC in rushing that season with an average of 252 yards per game. He coached running backs at the University of Florida under Charlie Pell and Galen Hall from 1984-88. During his tenure at Florida, he coached star running backs Lorenzo Hampton, Neal Anderson, John L. Williams, and Emmitt Smith. After leaving Florida, Kirksey spent one year as running backs coach at the University of Pittsburgh. Prior to joining the Gators, Kirksey gained valuable experience by taking over head coaching duties at Kentucky State in 1983.

Kirksey got his start in coaching as the wide receiver/tight end coach at Miami of Ohio in 1974, and remained there for three seasons before joining the staff at Kentucky State. He also coached wide receivers and tight ends for the Wildcats from 1977 to 1981, then spent the 1982 campaign coaching the same positions at Kansas.

Kirksey earned a bachelor's degree from Eastern Kentucky in 1974, where he was a four-year letterman and three-year starter at wide receiver. As a senior, he earned all-conference honors. Kirksey was out of coaching in 2005 while serving as deputy executive director of the Kentucky Sports Authority.

He and wife Anita have two children, Jessica and Jared.

KIRKSEY'S COACHING LEDGER

2007-11:	Wide Receivers, Houston Texans
2006:	Asst. Head Coach/Running Backs, Middle Tennessee
2004:	Asst. Special Teams/ Volunteer, Denver Broncos
2003:	Wide Receivers, Jacksonville Jaguars
2001-02:	Wide Receivers, Detroit Lions
2000:	Asst. Head Coach/Wide Receivers, Texas A&M
1994-99:	Wide Receivers, San Francisco 49ers
1990-93:	Running Backs, Alabama
1989:	Running Backs, University of Pittsburgh
1984-88:	Running Backs, Florida
1983:	Head Coach, Kentucky State
1982:	Wide Receivers/Tight Ends, Kansas
1977-81:	Wide Receivers/Tight Ends, Kentucky
1974-76:	Quarterbacks/Wide Receivers/Tight Ends, Miami (Ohio)



GREG KNAPP QUARTERBACKS

SECOND SEASON WITH TEXANS 17TH SEASON IN NFL

Greg Knapp is entering his 17th season in the NFL as a coach and second season with the Texans. Overall, Knapp is entering his 26th year in coaching, including nine seasons as an offensive coordinator prior to being named the Texans quarterbacks coach on Jan. 27, 2010.

When Knapp joined the Texans, he was already familiar with starting quarterback Matt Schaub, who he coached from 2004-06 as the offensive coordinator in Atlanta. Under Knapp's tutelage in Atlanta, Schaub developed into one of the most sought-after players in the NFL. Schaub has had continued success in his second term under the direction of Knapp in Houston.

Under Knapp in 2010, Schaub ranked ninth in the NFL with a 92.0 passer rating and became the 12th player in NFL history to throw for more than 4,000 yards in back-to-back seasons, ranking fourth in the NFL with 4,370 yards passing. In addition, Schaub had a career-best interception percentage of 2.1 and threw twice as many touchdowns (24) as interceptions (12), which was aided by a string of 110 consecutive passes without an interception.

During his 16 years on the offensive side of the ball in the NFL, his quarterbacks have participated in the Pro Bowl nine times. San Francisco's Steve Young and Jeff Garcia played in the game from 1995-98 and 2000-02, respectively; and Michael Vick represented the Atlanta Falcons from 2004-05.

Knapp spent the 2009 season as the offensive coordinator for the Seattle Seahawks and guided an attack that averaged 316.8 yards per game, including 218.9 per game through the air. Quarterback Matt Hasselbeck passed for 216.4 yards per game and finished with 3,029 yards on the year with 17 touchdowns as he bounced back from an injury-shortened 2008 campaign.

Knapp joined the Seahawks after two seasons as the offensive coordinator for the Oakland Raiders (2007-08). In his first year, the Raiders averaged 294.8 yards per game despite starting four different quarterbacks over the course of the season. In 2008, the Oakland offense averaged 272.3 yards per game, including a rushing attack that ranked 10th in the NFL with an average of 124.2 yards per game.

As the offensive coordinator in Atlanta, Knapp's Falcons offense featured the best rushing attack in the league, averaging 169.9 yards per game on the ground from 2004-06.

Knapp began his NFL coaching career with San Francisco in 1998 as the 49ers quarterbacks coach. Under his guidance from 1998-99, Young concluded his Hall of Fame career with a passer rating of 95.5 over his last two years. In 2000, Garcia took over the reins of the Niners' offense and threw for a career-high and team-record 4,278 yards and 31 touchdowns.

Knapp was promoted to San Francisco's offensive coordinator in 2001 and held that position through 2003. In his three years as the play-caller, the 49ers averaged 355.8 yards per game, which ranked fifth in the league. Garcia threw for an average of 213.0 yards per game and posted a passer rating of 87.4 in Knapp's offense.

A native of Seal Beach, Calif., Knapp played quarterback at Sacramento State from 1982-85. He started his coaching career in 1986 at his alma mater and remained there through 1994. He coached the Hornets running backs from 1986-89 and wide receivers from 1989-90 before being promoted to assistant head coach and offensive coordinator from 1991-94.

Knapp and his wife Starla have one daughter, Jordan.

KNAPP'S COACHING LEDGER

2010-11:	Quarterbacks, Houston Texans
2009:	Offensive coordinator, Seattle Seahawks
2007-08:	Offensive coordinator, Oakland Raiders
2004-06:	Offensive coordinator, Atlanta Falcons
2001-03:	Offensive coordinator, San Francisco 49ers
1998-00:	Quarterbacks, San Francisco 49ers
1995-97:	Offensive quality control, San Francisco 49ers
1991-94:	Offensive coordinator, Sacramento State
1989-90:	Wide receivers, Sacramento State
1986-89:	Running backs, Sacramento State

MARC LUBICK OFFENSIVE ASSISTANT

SECOND SEASON WITH TEXANS
FOURTH SEASON IN NFL



Marc Lubick was hired as a Texans offensive assistant on Feb. 11, 2010 after serving as the tight ends coach and recruiting coordinator at Colorado State University from 2008-09.

Lubick, 33, has 10 seasons of coaching experience, including eight seasons at CSU. He was named to Rams head coach Steve Fairchild's staff on Dec. 12, 2007 after coaching CSU's wide receivers from 2005-07. During that time, he coached Texans wide receiver David Anderson, a seventh-round draft pick in 2006, along with 2007 NFL free agent signee Dustin Osborn.

A former college safety, Lubick launched his coaching career in 2000 as a defensive student assistant at CSU. During the 2002 season, Lubick was an academic graduate assistant coach at CSU, working with the team's wide receivers.

Lubick then worked in the NFL with Fairchild on Mike Martz's St. Louis Rams staff as a scouting assistant for two seasons (2003-04) before returning to CSU in the spring of 2005.

A defensive back at Montana State from 1996-99, Lubick earned academic all-conference honors three times. He played quarterback and defensive back at Fort Collins High School from 1993-95.

Lubick's father, Sonny, is considered the most successful head football coach in CSU history, and in addition to working

at Miami (Fla.), also served as an assistant at Stanford, Colorado State and Montana State. He also was the head coach at Montana State from 1978-81. Marc's brother, Matt, is the wide receivers coach and recruiting coordinator/pass game coordinator at Duke.

In 2006, Marc began a successful but difficult year-long battle with a rare form of cancer, fighting through months of chemotherapy and inspiring his family, players and fellow coaches.

A 2001 graduate of Colorado State, he has a bachelor's degree in health and exercise science.

LUBICK'S COACHING LEDGER

2010-11:	Offensive assistant, Houston Texans
2008-09:	Tight ends/recruiting coordinator, Colorado State
2005-07:	Wide receivers, Colorado State
2003-04:	Scouting assistant, St. Louis Rams
2002:	Academic graduate assistant, Colorado State
2000-01:	Defensive student assistant, Colorado State

BRIAN PARIANI TIGHT ENDS

SIXTH SEASON WITH TEXANS
21ST SEASON IN NFL



Brian Pariani enters his sixth season with the Houston Texans as the tight ends coach. Pariani is responsible for one of the more utilized units in the Texans' offensive scheme. Under Pariani's guidance, Owen Daniels has established himself as one of the best young tight ends in the NFL.

Houston's tight end trio of Daniels, Joel Dreessen and James Casey combined to make 82 receptions for 1,087 yards and six touchdowns in 2010, marking the most productive season by Texans tight ends in franchise history. In addition to pass-receiving production, Houston's tight ends also blocked



TIGHT ENDS COACH BRIAN PARIANI

for NFL rushing champion Arian Foster's 1,616 yards on the ground. It marked the second time during Pariani's tenure the Texans have had a 1,000-yard rusher. The Texans tight ends also keyed an offense that finished among the top four in the NFL for the third consecutive year.

Dreessen set career highs with 36 receptions for 518 yards, a 14.4 average per catch and four touchdown receptions. He also posted the fourth 100-yard receiving game by a Texans tight end (all during Pariani's tenure) with a 106-yard effort against the New York Jets on November 21 and converted 66.7 percent of his receptions into first downs to rank fifth among NFL tight ends. Daniels, who fought through a residual hamstring injury suffered during rehabilitation from his 2009 knee injury, posted 38 receptions for 471 yards and two touchdowns. Casey also posted career numbers with eight receptions for 98 yards.

Daniels earned his first Pro Bowl trip in 2008 while under Pariani's watch and was on pace for a second all-star nod in 2009 before his season was cut short by injury. Prior to his season-ending knee injury, Daniels caught 40 passes for 519 yards and five touchdowns before suffering a season-ending knee injury in the eighth game of the year.

Despite the loss of Daniels, the tight end position remained a vital cog in the league's top-ranked passing attack. Dreessen put together a career year, catching 26 passes for 320 yards and a touchdown.

In 2008, Daniels caught 70 passes for 862 yards, both career highs, and two touchdowns. He ranked among the top five AFC tight ends in receptions, receiving yards, first downs (46), yards per catch (12.3) and yards per game (53.9). In addition to Daniels' stellar year, Dreessen caught 11 passes for 77 yards on the season.

In 2007, Pariani's tight ends had what was then the most productive year in team history, combining to catch 73 passes for 859 yards and six touchdowns. They were led by Daniels, who was sixth among NFL tight ends with 63 receptions for 768 yards and three touchdowns. Nearly 70 percent of Daniels' receptions (44-of-63) went for first downs, which ranked fourth in the league among tight ends. Dreessen caught four passes for 55 yards and the first two touchdowns of his career.

In his first season with Houston, Pariani developed Daniels, a fourth-round draft choice, into the most productive rookie tight end in the NFL and a first-team PFWA/Pro Football Weekly all-rookie selection. Daniels set the Texans rookie record with five receiving touchdowns, which matched wide receiver Andre Johnson for the team lead. Daniels finished his first year with 34 catches for 352 yards and five touchdowns, all of which were first among rookie tight ends.

The move to Houston returned Pariani to the pro coaching ranks after spending the 2005 season as the offensive coordinator at Syracuse University. He spent 1995-04 coaching the tight ends with the Denver Broncos alongside Texans head coach Gary Kubiak. Before his time with the Broncos, Pariani

coached with the San Francisco 49ers from 1991-94. Pariani teamed with Kubiak to bring the 49ers a Super Bowl championship in 1994.

Having coached with the Broncos in Super Bowl XXXII and XXXIII and with the San Francisco 49ers in Super Bowl XXIX, Pariani is one of only eight coaches in the NFL to have won World Championships with teams from both conferences.

While with the Broncos, Pariani coached Shannon Sharpe, the second-leading receiving tight end in NFL history and 2011 Pro Football Hall of Fame inductee. Sharpe led the NFL in receptions by a tight end from 1996-98 averaging 73 catches over the three-year span. Sharpe totaled 425 receptions for 5,373 yards and 38 touchdowns with Pariani. Sharpe retired in 2004, finishing his career with eight Pro Bowl selections. He retired as the NFL career record holder at the tight end position for receptions, with 815, and yards, with 10,060, and 62 touchdowns. On October 20, 2002, Sharpe set an NFL record with 214 receiving yards by a tight end in a 37-34 OT win at Kansas City.

During his time in Denver, Pariani's tight ends combined for 859 receptions and 9,948 receiving yards, most in the NFL over that 10-year period. In 2001, Pariani's unit combined to catch 100 passes, sending tight end Dwayne Carswell to his first Pro Bowl.

On the ground, Pariani's group helped lead the way for Denver runners to rush for 22,483 yards, most in the NFL from 1995-04. Bronco running backs topped the 1,000-yard mark nine times during Pariani's tenure in the Mile High City.

In 1990 Pariani served as a scouting assistant with the San Francisco 49ers before being promoted to offensive coaches assistant in 1991. The 49ers offense led the NFL in total yards in 1992 and 93, and scored a team-record 505 points and 62 touchdowns in 1994 en route to a Super Bowl title. After earning his bachelor's degree in political science from UCLA in 1989, Pariani began his career as a graduate assistant at his alma mater under Terry Donahue.

Pariani was born in San Francisco and was a three-sport athlete at Marin Catholic High School in Kentfield, Calif. Pariani and his wife, Stephanie, have two daughters, Jessica and Gianna. The family resides in Houston.

PARIANI'S COACHING LEDGER

2006-11:	Tight Ends, Houston Texans
2005:	Offensive Coordinator, Syracuse
1995-04:	Tight Ends, Denver Broncos
1991-94:	Offensive coaches assistant, San Francisco 49ers
1990:	Scouting assistant, San Francisco 49ers
1989:	Offensive graduate assistant, UCLA

FRANK POLLACK ASSISTANT OFFENSIVE LINE

FIFTH SEASON WITH TEXANS FIFTH SEASON IN NFL



Frank Pollack is in his fifth year as the Texans assistant offensive line coach. Pollack has worked closely with offensive line coach John Benton to mold the Texans offensive line into one of the most productive in the NFL.

The Texans front five paved the way for another record-setting season for Houston's offense in 2010. Houston ranked third in the NFL in 2010 with a franchise-record 6,186 yards of offense (383.3 yards per game), a team-record 290 points (24.4 points per game) and helped produce the NFL's rushing and touchdown champion, running back Arian Foster. Foster set team records with 1,616 yards rushing and 18 total touchdowns. It was the third-straight season Houston's offense finished among the NFL's top-four offenses.

In 2009, the line provided protection for the NFL's leading passer, Matt Schaub, who threw for 4,770 yards and 29 touchdowns. Overall, the offense ranked fourth in the league, averaging 383.1 yards per game. The passing attack led the league with an average of 290.9 net yards per game, and the 25 sacks allowed were the fifth-fewest in the league.

In 2008, the Texans line featured the same starting lineup for all 16 games, marking the first such occurrence in team history. The line paved the way for rookie running back Steve Slaton to set a franchise record with 1,282 rushing yards, while the 32 sacks allowed were the second-fewest in team history. The 2008 offense was the most productive in Texans history, gaining 6,113 total yards, which ranked third in the NFL.

In his first year with the Texans, Pollack helped mold an offensive line that became the best in team history in terms of pass protection. The line cut its 2006 sack total nearly in half, from 43 to just 22 in 2007, allowing a sack on just four percent

of the team's pass attempts. On the ground, the line helped running back Ron Dayne to a team- and career-high 773 yards and six touchdowns.

Pollack's first collegiate coaching position was at his alma mater, Northern Arizona, in 2005 as the co-offensive line coach working specifically with the tackles and tight ends. He was promoted to the offensive line coach in 2006 where the Lumberjacks produced the Big Sky Player of the Year and Newcomer of the Year. The Northern Arizona offense led the conference in scoring (34.4) and passing (267.2) and finished second in rushing (137.9). Their points per game were fourth in the Division 1-AA.

Pollack was a sixth-round selection by the San Francisco 49ers in 1990. He played by the Bay from 1990-91 before moving to Denver, where he played from 1992-93. He returned to the Bay Area to end his career with the 49ers from 1994-98. He finished his career with 90 career games and one Super Bowl Championship with San Francisco in 1994.

Pollack attended Greenway High School in Phoenix and graduated from Northern Arizona with a degree in advertising in 1990. He was inducted into Northern Arizona's Hall of Fame in the fall of 2010. He and his wife, Wendy, have three sons, Frankie, Carter and Wilson.

POLLACK'S COACHING LEDGER

2007-11:	Asst. Offensive Line, Houston Texans
2006:	Offensive Line, Northern Arizona University
2005:	Co-Offensive Line, Northern Arizona University

FROM THE FIELD TO THE SIDELINES

The Texans have seven coaches on staff who played in the NFL a combined total of 51 years. They are listed below:

Coach	Position	Team(s), Year(s)
Gary Kubiak, Head Coach	Quarterback	Denver, 1983-91
Perry Carter, Asst. Defensive Backs	Defensive Back	Arizona, 1994; Kansas City, 1995; Oakland, 1996-98
Rick Dennison, Offensive Coordinator	Linebacker	Denver, 1982-90
Vance Joseph, Defensive Backs	Defensive Back	New York Jets 1995; Indianapolis 1996
Bill Kollar, Asst. Head Coach/Def. Line	Defensive End	Cincinnati, 1974-76; Tampa Bay, 1977-81
Frank Pollack, Assistant Offensive Line	Offensive Lineman	San Francisco, 1990-91, 94-98; Denver 1992-93
Jim Ryan, Offensive Assistant	Linebacker	Denver, 1979-88



JIM RYAN OFFENSIVE ASSISTANT

FIRST SEASON WITH TEXANS
SIXTH SEASON IN NFL

Jim Ryan brings 10 years of playing experience and six years coaching in the professional ranks to the Houston Texans coaching staff in his first season as an offensive assistant.

Ryan spent the 2010 season as the special teams coordinator with the Omaha Nighthawks of the UFL and also worked with the team's linebackers. He began his NFL coaching career began in November, 2004 when he joined the Denver Broncos staff as a volunteer defensive assistant. He was hired as a full-time defensive assistant in 2005.

After three years assisting with the defense, Ryan worked as an offensive assistant in 2007 alongside current Texans offensive coordinator Rick Dennison. He returned to the defensive side of the ball as the linebackers coach in 2008.

Ryan began his coaching career as a volunteer coach in 2001 at Regis Jesuit High School in Colorado. He was head coach at Regis from 2002-04, leading the team to the 5A state playoffs each year.

Ryan enjoyed a 10-year playing career with the Denver Broncos, joining the team as an undrafted free agent out of William & Mary in 1979. From 1979-88, Ryan started 91 games at linebacker in the Broncos' 3-4 system and played in 150 games overall, including Super Bowls XXI and XXII.

Following his playing career, Ryan entered the broadcasting arena and called all University of Colorado football and bas-

ketball games for six years as the "Voice of the Buffs." He also served as the president of the Denver Broncos Youth Foundation from 1992-95.

A native of Bellmawr, N.J., Ryan is a member of the Bishop Eustace High School (N.J.) Hall of Fame and the William & Mary Hall of Fame. He earned a bachelor's degree in business management from William & Mary and an MBA in real estate and construction management from the University of Denver while playing for the Broncos.

Ryan and his wife, Sara, have three sons; Ben, Jonathan and Sam. His youngest son, Sam, is a senior at TCU.

RYAN'S COACHING LEDGER

2011:	Offensive Assistant, Houston Texans
2010:	Special Teams Coordinator, Omaha Nighthawks (UFL)
2008:	Linebackers, Denver Broncos
2007:	Offensive Assistant, Denver Broncos
2004-06:	Defensive Assistant, Denver Broncos

TEXANS COACHES WITH BIG GAME EXPERIENCE

Houston's coaching staff is stocked with coaches who have either played, coached, or played and coached in the NFL's biggest game, the Super Bowl. They are listed below:

COACHED	TEAM	SUPER BOWL(S)
Rick Dennison, Spec. Tms	Denver	XXXII#, XXXIII#
Larry Kirksey, WRs	San Fran.	XXIX#
Bill Kollar, DL	Atlanta	XXXIII
Bill Kollar, DL	St. Louis	XXXVI
Gary Kubiak, QB	San Fran.	XXIX#
Gary Kubiak, Off. Coord.	Denver	XXXII#, XXXIII#
Brian Pariani, Off. Asst.	San Fran.	XXIX#
Brian Pariani, TEs	Denver	XXXII#, XXXIII#
Wade Phillips, Head Coach	Denver	XXIV
# - Denotes winning team		

PLAYED	TEAM	SUPER BOWL(S)
Rick Dennison, LB	Denver	XXI, XXII, XXIV*
Gary Kubiak, QB	Denver	XXI, XXII, XXIV
Frank Pollack, T	San Fran.	XXIX#
Jim Ryan, LB	Denver	XXI*, XXII*
*Denotes starter; #Denotes winning team		

CEDRIC SMITH

HEAD STRENGTH AND CONDITIONING COACH

SECOND SEASON WITH TEXANS 11TH SEASON IN NFL



Cedric Smith enters his second season as the Texans head strength and conditioning coach and his 11th season overall as an NFL coach. The former NFL fullback has implemented a vigorous off-season program that not only puts an emphasis on strength training and cardiovascular endurance, but also focuses on enhancing speed and flexibility. Smith also supervises the club's personalized in-season training regimen.

Smith was hired as the Texans head strength and conditioning coach following a three-year stint as Kansas City's strength and conditioning coach. He also spent six years as an assistant strength coach with the Denver Broncos (2001-06).

Prior to joining the Broncos, Smith was a fitness manager and consultant with Gold's Gym in Phoenix for two years (1999-00) after concluding a successful seven-year NFL playing career. During his professional playing tenure, Smith enjoyed stints with Arizona (1996-98), Washington (1994-95), New Orleans (1991) and Minnesota (1990). He finished his NFL career with 40 carries for 100 yards (2.5 avg.) with two touchdowns and 20 receptions for 141 yards (7.1 avg.) with two scores. He also had five kickoff returns for 83 yards (16.6 avg.). He originally entered the NFL as the second of Minnesota's two fifth-round selections (131st overall) in the 1990 NFL Draft. Smith appeared in 15 games for the Vikings as a rookie, opening holes for running back Herschel Walker.

Smith enjoyed his finest NFL campaign in 1994 with Washington. He played in 14 games (eight starts), rushing 10 times

for 48 yards (4.8 avg.) and catching 15 passes for 118 yards (7.9 avg.).

Prior to entering the NFL, Smith was a three-year starter at fullback at the University of Florida where he paved the way for running back Emmitt Smith, the NFL's all-time leading rusher. Serving as a fullback for the Gators, he finished his collegiate career with 20 starts, carrying the ball 102 times for 300 yards (2.9 avg.) with four touchdowns and catching 11 passes for 77 yards (7.0 avg.). He was a three-time Academic All-Southeastern Conference selection.

Before enrolling at Florida, Smith was named All-Alabama as a fullback at Enterprise High School in Enterprise, Ala. Smith graduated from the University of Florida with a degree in Health Sciences in 1990. He has five children: Chandler, Canyon, Cole, Cameron and Cerraya.

SMITH'S COACHING LEDGER

2010-11:	Head Strength and Conditioning Coach, Houston Texans
2007-09:	Head Strength and Conditioning Coach, Kansas City Chiefs
2001-06:	Assistant Strength and Conditioning Coach, Denver Broncos



MATT SCHIOTZ

ASSISTANT STRENGTH AND CONDITIONING COACH

THIRD SEASON WITH TEXANS
12TH SEASON IN NFL

Matt Schiotz is in his third season as the Texans' assistant strength and conditioning coach. Schiotz will be entering his 12th season as an NFL strength and conditioning coach.

Schiotz served as the Miami Dolphins head strength and conditioning coach in 2007 prior to joining the Texans staff. He joined the Dolphins after spending the previous five seasons (2002-06) as the assistant strength and conditioning coach with the San Diego Chargers. He also served in that capacity with the Washington Redskins in 2001.

Schiotz got his start in the coaching profession when he served as an intern in the strength room of the Kansas City Chiefs in 1994. From 1995-96, he was a graduate assistant at the University of Kansas. He then spent the 1997 season assisting with the Chiefs' strength program before being named the head strength and conditioning coach at the University of Southern California in 1998, a role in which he served the next three years (1998-2000).

A native of Menomonie, Wisc., Schiotz earned his degree in exercise science from the University of Wisconsin-La Crosse in 1994 and his master's degree in exercise physiology and nutrition from the University of Kansas in 1997. Schiotz is a

certified strength and conditioning specialist (CSCS) by the national Strength and Conditioning Association (NSCA). He is also certified in the Functional Movement Screen (FMS).

SCHIOTZ'S COACHING LEDGER

2009-11:	Assistant Strength and Conditioning Coach, Houston Texans
2007:	Head Strength and Conditioning Coach, Miami Dolphins
2002-06:	Assistant Strength and Conditioning Coach, San Diego Chargers
2001:	Assistant Strength and Conditioning Coach, Washington Redskins
1998-00:	Head Strength and Conditioning Coach, University of Southern California
1997:	Strength and Conditioning Assistant Coach, Kansas City Chiefs
1995-96:	Graduate Assistant, University of Kansas
1994:	Intern, Kansas City Chiefs

HOUSTON
TEXANS
FOOTBALL OPERATIONS





BRIAN GARDNER

DIRECTOR OF PRO PERSONNEL



Brian Gardner begins his fifth season with the Texans as the director of pro personnel. His primary responsibilities include managing the pro personnel department, coordinating the recruiting and signing of NFL free agents, organizing player tryouts and monitoring NFL transactions. Gardner also manages the evaluation of talent in other professional football leagues, including the Canadian Football League, the United Football League, and the Arena Football League.

Gardner arrived in Houston after spending the previous two seasons with the Tampa Bay Buccaneers as a national scout. He began his NFL career with the Buccaneers as a scout in 1992 and spent three seasons in Tampa Bay before serving the next 10 seasons as an area and national scout with the San Francisco 49ers from 1995-05.

Gardner served as a defensive coordinator and director of player personnel with the New Orleans Night of the Arena Foot-

ball League in 1991-92. He also served as director of player personnel and receivers coach for the Washington Marauders of the Professional Spring Football League in the fall of 1991.

Gardner played three seasons in the Arena Football League with New England (1988), Pittsburgh (1989) and Albany (N.Y.) (1990). He also spent time in the Canadian Football League with the Saskatchewan Roughriders (1989) and with the Barcelona Dragons (1991) in the World League of American Football. In college, he played at Nicholls State (1982) and Prairie View A&M (1983-86).

Gardner was a member of the NFL's Stanford Program for Managers at Stanford University in June, 2006. He is a native of New Orleans and is married to the former Alice Vanessa James. The pair are the proud parents of sons, Royal and Tyler.



BOBBY GRIER

ASSOCIATE DIRECTOR OF PRO PERSONNEL

Bobby Grier was tabbed as Houston's associate director of pro personnel in May 2000 and is one of a handful of people to work for the Texans from the very start of the franchise. Grier previously held the title of vice president/player personnel for the New England Patriots.

Grier spent 18 years as a player personnel executive and as a coach with the Patriots, serving in his vice president role for more than four years. In that capacity, he was responsible for overseeing all aspects of New England's pro and college scouting departments, player evaluations, free agency, and the annual NFL Draft. From 1995 until he joined the Texans, Grier served as New England's director of player personnel.

From 1985-92, Grier was New England's running backs coach, working under three different head coaches (Raymond Berry, Rod Rust and Dick MacPherson). The 1985 squad captured the franchise's first AFC championship before losing to the Chicago Bears in Super Bowl XX. That season, Grier's backs gained 2,331 rushing yards, including 1,227 by Houston native Craig James. Grier was a college scout for New England from 1982-84. Grier's first NFL position came in New England in 1981 when he was the running backs coach under Ron Erhardt.

Grier spent 1978-80 as running backs coach at Boston College under Ed Chlebek, helping the team improve from 0-11 to 7-4.

Grier's initial college coaching post came at Eastern Michigan, where he coached the running backs for George Mans and then Chlebek from 1974-77. From 1970-73, Grier was the head coach at Detroit's Martin Luther King High School. Grier's first coaching assignment came as an assistant at Kettering (Mich.) High School from 1966-69.

Grier is a native of Detroit. He holds a bachelor's of science degree in physical education from Iowa, where he was a three-year starter at running back as well as a two-time honorable mention All-Big Ten selection. As a senior, Grier led the Hawkeyes in rushing.

Grier has two sons, both of whom are involved in professional sports. His oldest son, Chris, is the director of college scouting for the Miami Dolphins and his son, Michael, plays for the NHL's Buffalo Sabres. Bobby Grier resides in Houston.



MIKE MACCAGNAN DIRECTOR OF COLLEGE SCOUTING

Mike Maccagnan coordinates all of the Texans' college scouting efforts as the director of college scouting. In addition to evaluating college prospects, he also is involved with evaluating NFL teams and prospects in preparation for NFL free agency.

One of the Texans' first hires, Maccagnan initially joined the club as a pro scout in January, 2000 before being promoted to coordinator of college scouting in April, 2000. In June of 2010, he was promoted to assistant director of college scouting before being elevated to his current position in July of 2011.

Before arriving in Houston, Maccagnan spent the previous six years as a scout for the Washington Redskins. He served as a college scout (1994) for the Redskins before becoming a pro scout in 1995, although he continued to evaluate college prospects in preparation for the NFL draft.

Prior to joining Washington, Maccagnan worked for the Canadian Football League's Ottawa Rough Riders as the club's

director of scouting and director of player personnel. In 1994, he was the director of scouting and player personnel for the CFL's Saskatchewan Roughriders. He also was the director of player personnel for the World League's London Monarchs when that franchise captured the league championship in 1991. In 1990, Maccagnan worked in the World League office in Dallas as a league scout. Maccagnan was a member of the NFL's Stanford Program for Managers in June, 2005.

A native of Hightstown, N.J., Maccagnan holds a bachelor's degree in economics from Trinity (Conn.) College. After graduating from Trinity, Maccagnan served as an intern in the scouting department for the Washington Redskins during training camp in 1990. Mike and his wife, Betty, live in Houston.



KEVIN MURPHY PRO SCOUT

Kevin Murphy enters his sixth season with the Texans and fifth as a pro scout. In addition to advance scouting of Texans opponents, Murphy is responsible for evaluating players from teams around the NFL and Canadian Football League. He began his career with the Texans as a pro scouting intern during the 2006 season.

Murphy earned four letters as a long snapper at Fresno State from 1999-02 and earned a degree in recreation administration

in May 2003. Following his collegiate career, Murphy coached tight ends and special teams at Western New Mexico in 2003. He spent 2004-05 as a graduate assistant at Mississippi State, where he earned a master's degree in sports administration in May 2006.

A San Diego native, Murphy is single and resides in Houston.



LARRY WRIGHT PRO SCOUT

Larry Wright Jr. enters his second season with the Texans and is responsible for evaluating players on NFL rosters, street free agents, as well as players in the AFL, CFL, and UFL. He also assists in the advanced scouting of Texans' opponents.

From 2007-09, Larry was an assistant director of pro personnel with the Jacksonville Jaguars after serving as a pro scout with the team from 2004-07. He began his NFL career as a scouting assistant with Jacksonville in 2003. Wright spent 2009 coaching running backs at West Monroe High in West Monroe, La.

Wright was the head coach at Ringgold (La.) High School from 2001-2002, and in 2000 was a graduate assistant at Grambling State University, where he coached running backs while earning

his master's degree in sports administration. In the summer of 2000 he was a scouting intern with the Baltimore Ravens, and a volunteer strength and conditioning coach for the Grambling basketball team.

Wright earned a degree in sociology at Louisiana Tech, where he was a three-year letterman and team captain his senior year. He and his wife, Vincincia, have two daughters and one son, Victoria, Lauryn, and Larry III.





ED LAMBERT NATIONAL SCOUT



Ed Lambert enters his fifth season with the Texans as a national college scout. Lambert is a 27-year veteran of the college and professional coaching ranks who spent the previous five years as a college scout with the Denver Broncos.

Lambert coached 10 seasons at Vanderbilt, including the 1997 season as offensive coordinator. He coached quarterbacks and running backs at Baylor, helping lead the Bears to the 1991 Copper Bowl. In addition, Lambert coached at the University of New Mexico, Iowa State, California, Howard University and

Boise State University. In his final season at Boise State, the Broncos won the NCAA Division I-AA national championship.

Lambert coached running backs for two seasons in the USFL with the Los Angeles Express and has had NFL coaching fellowships in training camp with the Philadelphia Eagles, Atlanta Falcons and Seattle Seahawks.

Lambert, a native Texan, was born in Beaumont. He earned his bachelor's degree in physical education from San Jose State University in 1972.

He and his wife, Jeanette, have two children, Lamar and Charisse. He also has five grandchildren: Kalen, Ajayia, Turon, Mikayla and Saniya.



DALE STRAHM NATIONAL SCOUT

Dale Strahm is entering his first season as a national college scout after serving the previous five seasons as the Texans director of college scouting. Strahm has a combined 43 years of experience in coaching and scouting.

A veteran of 29 collegiate football seasons in the coaching ranks, Strahm moved into NFL scouting with the Denver Broncos in 1998 after completing his coaching career and joined the Texans staff in June of 2006.

Strahm was head coach at Western Carolina University from 1989-90 and has collegiate experience as a defensive coordinator at Temple (1994-97), Duke (1990-93), Georgia (1981-88), Navy (1977-80) and Bowling Green (1971-76). He began his coaching career as a graduate assistant at Bowling Green in 1968. He has also spent six years coaching at the high school level. During Strahm's tenure at Georgia, the Bulldogs won SEC Championships in 1981 and 1982 and participated in eight consecutive bowl games. All totaled, he has coached in 11 major bowl games.

Strahm is a 1966 graduate of Ohio Northern University, where he played football and ran track for four years, earning six varsity letters in the process. Strahm was recognized by ONU for his outstanding career in football when he was inducted into the school's Athletic Hall of Fame in 2003. Additionally, he earned his master's degree from Bowling Green in 1970.

In his career, Strahm has worked with four men who have been inducted into the College Football Hall of Fame. His brother, Dick, whom he coached with at Western Reserve High School in Warren, Ohio, was inducted for his work at Findlay College. Strahm worked with Don Nehlen at Bowling Green, George Welsh while at the Naval Academy, and Vince Dooley at Georgia.

A native of Toledo, Ohio, Strahm is a graduate of E.D. Libbey High School, where he was inducted into the school's Hall of Fame in 1997. He and his wife, Diane, reside in Charlotte, N.C. The couple has three sons, Brian, Bradley and Brett. He also has two grandchildren, Henry and Mack.



MIKE ACKERLEY COLLEGE SCOUT



Mike Ackerley enters his second season as the Texans' West Coast scout, and is in his 21st NFL season overall.

He joined the Texans in 2010, after nine seasons as the director of college scouting-eastern region with the Tennessee Titans, one year as the director of pro scouting with the St. Louis Rams and seven-plus seasons as the western region college scout with the Tampa Bay Buccaneers. Prior to joining the NFL, Ackerley had the unique distinction of coaching on three levels – junior college, NCAA Division I and in the U.S. Football League.

Ackerley started his football career as a graduate assistant at Colorado State University from 1970-72, then coached the CSU defensive line from 1973-79. He then moved on to coach outside linebackers at Kansas (1980-82) and defensive line

at Iowa State (1983). In the USFL, Ackerley coached linebackers for the L.A. Express in 1984 and served as the team's defensive coordinator in 1985. Returning to college football, he coached linebackers and defensive backs for two seasons at Bakersfield College, and defensive line for a single season at USC. Ackerley also was defensive line coach at Arizona State (1988-91) and Scottsdale Community College (1992).

A native of St. Paul, Minn., Ackerley and his wife Jeanne have three children; Chad, Cale, and Carrie, as well as nine grandchildren.

JON CARR COLLEGE SCOUT



Carr enters his fifth season with the Texans as a college scout and is responsible for scouting the Southwest region. Carr coached the receivers at the University of Toledo in 2005-2006 and helped the Rockets earn a berth in the 2005 GMAC Bowl.

Carr participated in the 2006 NCAA Expert Coach's Academy in Miami and was the offensive coordinator at Eastern Illinois in 2003-04 prior to his tenure at Toledo. He joined the Tennessee State coaching staff in 1997 and was promoted to offensive coordinator in 2000-02. Carr's offense ranked third in I-AA in 2001 in passing (302 ypg), sixth in total offense (465 ypg) and 14th in scoring (35.4 ppg).

During the summer of 2002, Carr was a member of the Oakland Raiders' preseason coaching staff as part of the NFL's

Minority Internship Program. He has also worked with the National Football League Properties as the program coordinator for Chicago and Detroit summer youth inner-city football camps.

Carr was a quarterback at Southeast Missouri State from 1987-89 before he transferred to Purdue, where he earned a degree in law and society in 1991.

Carr has one son, Corbyn, and he and his wife, Shenikwa, are parents of two girls, Kennedy and Kayla.

RYAN CAVANAUGH COLLEGE SCOUT



Ryan Cavanaugh was hired by the Texans in the spring of 2009 as a college scout, covering the Northeast and Midwest.

Cavanaugh spent eight seasons with the Colts scouting department, including six as an area scout. He joined the Colts organization in January, 2001 after spending the 2000 mini-camp and training camp in the club's operations department. He graduated from Appalachian State in December of 2000 with a bachelor's degree in commercial recreation management.

Cavanaugh was born in Raleigh, N.C. He is married to the former Melissa Anne Searls of Greensboro, N.C. They reside with their daughters, Mallory Anne (6) and Samantha Lee (4), in Greensboro, N.C.



MIKE MARTIN COLLEGE SCOUT



Mike Martin scouts the Southeast region for Texans. He was hired by the Texans in the spring of 2007 as a college scout after spending the previ-

ous four seasons with the Tampa Bay Buccaneers personnel department.

Martin joined the Buccaneers as a pro personnel assistant in 2003 before moving to pro scouting in 2004. He spent his last two seasons in Tampa Bay as the national combine scout. Martin started his career in the NFL as an intern with the Ten-

nessee Titans in 2002.

Martin was a four-year letterman at Vanderbilt University (1999-2002), playing safety and on special teams. He was also a finalist for the 2003 Male SEC Scholar-Athlete of the Year. Martin graduated cum laude from Vanderbilt in 2002 with a bachelor's of science in human and organizational developmental studies. He also earned his master's degree in organizational leadership in 2003.

He and wife, Cari, reside in Atlanta, Ga. with son, Maddon.



BOB MERRITT COLLEGE SCOUT

Bob Merritt joined the Texans as a college scout in the spring of 2007 and is entering his fifth season with the team and ninth season overall in the NFL. Merritt scouts the Midwest region for the Texans.

Prior to joining the Texans, Merritt spent four seasons with the Detroit Lions, beginning as an intern in 2003 and advancing to a scouting assistant in 2004 and the Lions' BLESTO scout in the 2005 season.

Merritt, from Temperance, Mich., played outside linebacker at Adrian College, where he graduated with a bachelor's degree in criminal justice in December 1993. He served in the Air Force from February 1994 until April 1996.

Merritt was a graduate assistant football coach at the University of Toledo in 1998 while earning a master's degree in liberal studies education. Between 1999 and 2002, Merritt coached at the University of Findlay, Bedford High School, New Jersey City University, and Tiffin University.

Bob and his wife, Kavita, reside in Kingwood, Texas.



NATHAN TROTT COLLEGE SCOUT

Nathan Trott enters his fifth year with the Texans and third as a college scout, covering the Southwest region. Trott previously served as the pro

scouting intern for the Texans during the 2007 and 2008 seasons.

Trott grew up around the game with his father, Bob Trott, being a long-time coach in both the NFL and college football.

Nathan served as an intern with the Cleveland Browns during the summers of 2005 and 2006, assisting in youth development, the equipment room and coaching.

Trott played football for Elon University as a cornerback from 2003-07, where he earned his degree in sports management. Trott earned Central Texas Top 25, Special Teams MVP and second team all-district honors as a cornerback and punter at Midway High School in Waco, Texas.

He is single and resides in Scottsdale, Ariz.



GEOFF KAPLAN DIRECTOR OF SPORTS MEDICINE/ HEAD ATHLETIC TRAINER



Geoff Kaplan is in his third season as the Houston Texans director of sports medicine/head athletic trainer after spending the previous 14 seasons with the Tennessee Titans/Houston Oilers as an assistant athletic trainer. The 2011 season marks Kaplan's 19th NFL season.

Kaplan joined the Houston Oilers full-time in 1995 after serving as a season-long intern in 1994. Prior to joining the Oilers, Kaplan served as a season-long intern with the Green Bay Packers in 1993.

A native of Parsippany, N.J., Kaplan earned his degree in physical therapy and a certificate in athletic training from the University of Wisconsin-Madison. He continued his education by becoming a certified strength and conditioning specialist in 1997, and completed his master's degree from Tennessee State University in the summer of 2003.

In 2005, Kaplan was certified as a clinical specialist in sports physical therapy by the American Board of Physical Therapy Specialists. Kaplan frequently lectures on a variety of sports medicine topics, including the rehabilitation of athletic injuries to local and national organizations, hospitals and universities.

Following the 2000 season, Kaplan was part of a Titans training staff that was named the NFL Training Staff of the Year by the Ed Block Foundation and the Professional Athletic Trainers Society.

Geoff and his wife, Shelly, have two sons; Everett and Sawyer. They reside in Missouri City, Texas.

ROLAND RAMIREZ COORDINATOR OF REHABILITATION/ ASSISTANT ATHLETIC TRAINER



Roland Ramirez enters his fourth season as the Coordinator of Rehabilitation/ Assistant Athletic Trainer with the Texans. He held this same position with the Atlanta Falcons during the 2007 season, and served as a contract athletic trainer for the Tennessee Titans during the 2005 and 2006 seasons. Ramirez also served as an assistant athletic trainer for the Nashville Kats Arena Football team (AFL) during the 2006 season.

Prior to entering the ranks of the NFL, Ramirez worked as a physical therapist in an orthopedic and sports medicine clinic while completing his graduate work in athletic training. He earned a dual masters degree in physical therapy and athletic training from the Texas Tech University Health Sciences Center in 2004 and 2005, respectively. Ramirez completed his undergraduate work at Texas Tech University, where he played football from 1998-99.

As a graduate student, Ramirez served as an athletic trainer for baseball teams at Wayland Baptist University and Lubbock Christian University. He also worked with the Texas Tech University football team during the 2004 season, and served as an intern strength and conditioning coach prior to the 2004 season as well.

He is board certified as a clinical specialist in sports physical therapy by the American Board of Physical Therapy Specialists. He also holds a certification as a strength and conditioning specialist and is a member of the NATA, APTA, NSCA, and PFATS.

Ramirez and his wife, Misty, live in Missouri City, Texas with their two children, Kade and Tessa.



REGGIE BARNES

ASSISTANT ATHLETIC TRAINER



Seahawks for five seasons prior, and served in a similar position with the Chicago Bears from 2002-05. Barnes also served as the head athletic trainer for the Berlin Thunder Football team (NFL Europe) during the 2003 season.

Prior to entering the ranks of the NFL, Barnes worked as an assistant athletic trainer while completing his graduate work in

sport administration at Florida State University. Barnes completed his undergraduate work in athletic training at the University of Southern Mississippi, where he earned a bachelor's degree in sports medicine. Prior to graduating from Southern Miss, Barnes served as an intern for the Pittsburgh Steelers in 1999.

Barnes holds certifications in Active Release Techniques as well as the National Academy of Sports Medicine, and is a member of the NATA and the Professional Football Athletic Trainers Society (PFATS).



JAY BRUNETTI

DIRECTOR OF EQUIPMENT SERVICES

Jay Brunetti has served as the Houston Texans Director of Equipment Services since 2001 and will be entering his 37th NFL season in 2011.

Brunetti's responsibilities include the purchasing, upkeep and repair of all equipment for the Texans players, coaches and staff, as well as overseeing the transportation of equipment to away games.

Brunetti came to Houston from Washington, where he spent the previous 26 years with the Redskins. He joined the Red-

skins' organization on a part-time basis in 1975, when he was in junior high. He then became a full-time assistant in 1979 before becoming the youngest equipment manager in the NFL in 1981 at the age of 19. Coach Joe Gibbs' teams advanced to four Super Bowls and won three World Championships with Brunetti heading the equipment staff. His distinguished career includes working with 14 members of the Pro Football Hall of Fame.

Brunetti and his wife, Linda, have two sons, Jimmy and Drew, and a daughter, Tori. The family lives in Houston.



MIKE PARSON

EQUIPMENT SERVICES ASSISTANT

Mike Parson enters his fourth season as equipment assistant for the Texans. Parson joined the Texans equipment staff in 2008 after several internships

with the New Orleans Saints and five years of experience at the collegiate level.

Parson worked minicamps and training camps for the Saints in 2001-02 and worked the full season with the team in 2005. That year, the staff overcame extraordinary challenges in the forced evacuation from New Orleans due to Hurricane Katrina. After departing New Orleans, the club's base of opera-

tion moved three times, including a last stop at a high school baseball stadium in San Antonio. The staff was awarded the Whitey Zimmerman Memorial Award, given annually to the NFL equipment staff that exceeds the usual demands of the position with excellent service.

Parson was the equipment manager for four years at the University of New Orleans, where he oversaw the equipment operations for entire athletic department. He was also equipment manager for Benedict College during the 2003 season.

Parson, a 2003 graduate of Mississippi State University with a bachelor's degree in physical education, was born in Vicksburg, Miss. and now resides in Houston.



CHRISTIAN SNELL EQUIPMENT SERVICES ASSISTANT

Christian Snell enters his seventh season in the Texans equipment department after spending the previous two years as the equipment intern for the New York Jets.

In addition to his work with the Jets, Snell served as the assistant equipment manager for the Hamburg Sea Devils of NFL Europe in the spring of 2005.

Snell was the head football student manager for the Iowa Hawkeyes during his undergraduate days in Iowa City. He

earned a bachelor's degree in journalism and mass communications from Iowa with a minor in sports studies.

Originally from Nora Springs, Iowa, Snell is single and lives in Houston.



JOE MALOTA DIRECTOR OF VIDEO OPERATIONS

Joe Malota, now in his fourth season as director of video operations, oversees all videotaping, editing and production for the Texans, breaking down practice and game tape for the coaching staff.

Malota is in his 10th overall season with the Texans, joining the club in February of 2002 as the assistant video director. He was promoted to his current position in March of 2008. Prior to his tenure with the Texans, Malota spent the previous five seasons as the video director for the New Orleans Saints.

Malota broke into the NFL as the assistant video director for the Houston Oilers in 1989. He spent eight seasons with the Oilers before the club moved to Nashville.

Malota attended Southwest Texas State University. He and his wife, Jen, have a daughter, Molly, and a son, Max. The family lives in Cypress.





DOUG WEST

DIRECTOR OF FOOTBALL OPERATIONS



He oversees team travel, training camp and game day operations which include all aspects dealing directly on the field with the game, Texans and the visiting team.

On game day, he is responsible for overseeing the sideline communication equipment as well as instant replay equipment. He serves as the team liaison with the NFL, the officials and the visiting team; he also handles catering in all Texan areas.

West oversees the team practice facility and Texans areas in Reliant Stadium, including scheduling, cleaning and maintenance. He is responsible for maintaining the day-to-day football operations budget as well as planning for future large expenditures and projects.

West joined the Texans as football operations manager in August of 2007, overseeing team travel planning and lodging throughout the year. Prior to joining the Texans, West worked with Reebok as an NFL glove and footwear specialist, beginning in 2004. From 1993-2003, West was the head equipment manager for the Denver Broncos, where he worked with several current Texans staff members, including head coach Gary Kubiak and general manager Rick Smith.

West was the head equipment manager from 1989-90 at the University of Northern Colorado before taking on the same role for the Birmingham Barracudas of the World Football League from 1991-92 under head coach Chan Gailey.

West earned a bachelor's degree in social sciences from Colorado State in 1988, where he was a student worker for the football team for four years. He has three sons, Gunnar, Griffin and Graham. He is single and resides in Missouri City, Texas.



SEAN WASHINGTON

DIRECTOR OF PLAYER DEVELOPMENT

Sean Washington begins his fifth season with the Texans as director of player development. Washington is responsible for assisting players and their families with transition into and out of the organization, continuing education, life skills seminars, financial education classes and career internships. He serves as a key resource for players to minimize their off-the-field distractions and is the central figure in providing support services for players and their families.

Prior to joining the Texans, Washington worked for a decade with high school students, mentoring, teaching and coaching

around the Houston area. Washington previously coached at Alief Elsik High School and was the Texas Sports Development Academy youth camp director.

Washington played defensive back for the New Orleans Saints in 1994 as an undrafted free agent and then played in the World Bowl with the Amsterdam Admirals in 1995.

Washington, a Houston native, attended Waltrip High School and earned his degree in sport management from Rice University in 1994. He was an All-Southwest Conference cornerback from 1991-93 and a member of the Sporting News All-American team in 1993 with the Owls.

Washington and his wife, Eanisha have two sons, Lake and Cruz.



HOUSTON TEXANS STAFF



Connie Alvarez
Employee Benefits
Manager



Roberta Anding
Team Nutritionist



Chris Baker
Corporate Development
Manager



Jennifer Barker
Human Resources
Coordinator



Derek Beaman
Director of Ticket
and Event Sales



Sharon Boschi
Corporate Development
Coordinator



Tim Brog
Video Operations
Assistant



Emily Bruss
Foundation Coordinator



Warren Caguioa
Ticket Sales
Representative



Lance Cavazos
Events and Game
Presentation Manager



Dr. Michael Chang
Team Emergency Physician



Kevin Cooper
Senior Director of
Communications



Katie Cordes
Customer Service
Representative



Tamala Coarsmun
Director of Accounting



Diane Crossey
Senior Director of
Event Operations and
Guest Services



Taurean Curry
Ticket Sales
Representative



Holly Daigle
Event Services Manager



Rita Daniels
Executive Assistant
to Rick Smith



Marvin Dave
Client Services
Coordinator



Jennifer Davenport
Director of Marketing



Amber Davies
Administrative Assistant,
Pro Personnel



Allie Davis
Events Coordinator



Jessica Davis
Premium Seating
Service Representative



Michael DeBetta
Client Services
Coordinator



Ted Dickerson
Traffic and Parking Services
Manager

HOUSTON TEXANS STAFF



Drew Dougherty
Multimedia Specialist



Zac Emmons
Corporate Communications
Manager



HOFFIE Ferriera
Hospitality and Event
Coordinator



David Fletcher
Corporate Development
Manager



Dr. Steven Flores
Team Orthopedist



Michelle Fogle
Client Services Manager



Stephen Friedlander
Account Executive,
Suite Sales



Jonathan Frost
Mascot Program Manager



Susie Galvan
Administrative Assistant,
Chairman's Office



Alto Gary
Cheerleader Programs
Manager



Gavin Gehrt
Senior Producer



Brian George
Corporate Development
Manager



Amanda Goldstein
Club Seat Manager



Eva Graham
Administrative Assistant,
Football Administration and
Operations



Greg Grissom
Senior Director of
Corporate Development



Julio Guidi
Design Project Manager



Charles Hampton
Communications
Coordinator



Dr. Dana Harper
Team Chiropractor



Laura Heidbreder
Creative Manager



Kristen Hereford
Senior Accountant



Josh Hubel
Production Manager



Kristina Humiston
Investor Relations Liaison,
Chairman's Office



Kathryn Iribarren
Customer Service
Representative



Russell Joyner
Football Administration
Developer



Georgie Jozwiak
Executive Assistant to Philip
Burguières



HOUSTON TEXANS STAFF



Jan Kelly
Risk Manager



Evan Koch
Communications Manager



Mari Jo Kohler
Administrative Assistant,
College Scouting



Greg Kondritz
Corporate Counsel



Kevin Krajovic
Football Administration
Analyst



Lydia Launey
Executive Assistant to Scott
Schwinger



Dr. David Litner
Team Orthopedist



Dr. Walter Lowe
Team Orthopedist



Jason Lowrey
Football Operations Manager



Mike Major
Network Engineer



Bonny Marshall
Executive Assistant to Jamey
Rootes



Bil Marzouki
Corporate Development
Manager



Derek Mauney
Information Technology
Support Analyst



Kandyace Mayberry
Community Development and
Marketing Coordinator



Matt McKee
Customer Service
Representative



Amanda Metzker
Community Development
Manager



Wahnetta Mitchell
Receptionist



Cheryl Moffett
Administrative Assistant,
Accounting



Glenda Morrison
Director of
Human Resources



Dr. James Muntz
Team Internist



Courtney Neal
Account Executive,
Suite Sales



Carol Adatto Nelson
Team Travel Consultant,
Carlson Wagonlit Travel



Jake O'Brien
General Accountant



Dr. Tom O'Brien
Team Dentist



Sue Anna O'Hara
Executive Assistant to Suzie
Thomas/Office Services
Administrator

HOUSTON TEXANS STAFF



Glen Oskin
Client Services Manager/
Corporate Development
Representative



Nelson Peña
Information Technology
Support Analyst



Kim Phillips
Executive Assistant
to Gary Kubiak



Shari Rainey
Director of Luxury Suite
Service



Khalil Reed
Security/Player
Development Coordinator



Tiffany Rodriguez
Staff Accountant



Lisa Ruiz
Payroll Manager



Jeanette Salas
Human Resources Manager



Dr. Chris Sanders
Team Active Release
Techniques® & Groupon
Provider



Nick Schenck
Director of Integrated Media



Jeff Schmitz
Director of Information
Technology



Zach Schulte
Senior Accountant



Sybil Scott
Marketing Coordinator



Nick Scurfield
Managing Editor,
Website and Publications



Anthony Shade
Network Administrator



John Sifri
Information Technology
Manager



Dustin Smalley
Account Executive,
Suite Sales



Austen Smith
Client Services Coordinator



Jon Southern
Assistant Treasurer



Dr. William Spangler
Team Emergency Physician



Jeremy Thomas
Corporate Development
Events Coordinator



Greg Tyler
Team Pastor



Brian Varnadoe
Director of Premium Seating



Dr. Kevin Varnier
Team Orthopedist



Daniel Velasco
Marketing Manager



HOUSTON TEXANS STAFF



Becky Virtue
Executive Assistant to
Robert C. McNair



Keyl Woollet
Marketing Coordinator



Fara Yoder
Marketing Research Analyst



Trey Young
Ticket Services Manager

THE HOUSTON TEXANS YMCA

On Jan. 6, 2011, Texans owner Bob McNair and his wife, Janice, (pictured below wearing blue) were on hand for a special dedication ceremony to commemorate the first YMCA facility in the nation to be named after a professional sports team. The Houston Texans YMCA is on nearly 5 acres of land and includes a conference room, community room, gymnasium, group exercise rooms, cardiovascular fitness center, youth activity center, teen center, sports fields, playground, pool pavilion, outdoor pool and family spray park. The new facility also includes a welcome center dedicated in honor of Quentin R. Mease, founder of the South Center Family YMCA in 1948.

The partnership combined two powerful and influential names to benefit Houston's Greater Third Ward community by providing programs including health and wellness, child care and recreational and youth development. The new facility is the first and most visible result of a larger partnership between the Texans and the YMCA. In keeping with the Texans' stated goal of being the most community-connected professional sports franchise in the world, the team selected the YMCA as its primary strategic community partner.



THE FAVORITE BEER OF NFL FANS

Kick off every Sunday with the just-right taste of Bud Light and enjoy every unbelievable snap. It's football season. *Here We Go!*



ENJOY RESPONSIBLY

©2011 Anheuser-Busch, Bud Light® Beer, St. Louis, MO
©2011 NFL Properties LLC. All NFL-related trademarks are
trademarks of the National Football League.

HOUSTON TEXANS

2010 SEASON-IN-REVIEW





2010 FINAL STATISTICS (6-10)

Date	W/L	Score	Opponent	Attendance	RUSHING	No.	Yds	Avg	Long	TD
9/12	W	34-24	Indianapolis	70,974	A.Foster	327	1,616	4.9	74t	16
9/19	W OT	30-27	at Washington	88,240	D.Ward	50	315	6.3	38t	4
9/26	L	13-27	Dallas	71,456	S.Slaton	19	93	4.9	23	0
10/3	W	31-24	at Oakland	32,218	M.Schaub	22	28	1.3	8	0
10/10	L	10-34	New York Giants	71,110	A.Johnson	2	10	5.0	7	0
10/17	W	35-31	Kansas City	70,926	J.Jones	2	7	3.5	10	0
11/1	L	17-30	at Indianapolis	66,363	M.Turk	1	-27	-27.0	-27	0
11/7	L	23-29	San Diego	70,886	TEXANS	423	2,042	4.8	74t	20
11/14	L	24-31	at Jacksonville	62,340	Opponents	423	1,751	4.0	42	16
11/21	L	27-30	at New York Jets	78,843	RECEIVING	No.	Yds	Avg	Long	TD
11/28	W	20-0	Tennessee	70,855	A.Johnson	86	1,216	14.1	60	8
12/2	L	24-34	at Philadelphia	69,144	A.Foster	66	604	9.2	50	2
12/13	LOT	28-34	Baltimore	71,413	K.Walter	51	621	12.2	35	5
12/19	L	17-31	at Tennessee	69,143	J.Jones	51	562	11.0	47	3
12/26	L	23-24	at Denver	73,691	O.Daniels	38	471	12.4	31	2
1/2/11	W	34-17	Jacksonville	71,023	J.Dreessen	36	518	14.4	43t	4
					D.Anderson	11	117	10.6	35	0
					J.Casey	8	98	12.3	33	0
					V.Leach	8	91	11.4	21	0
					D.Ward	7	61	8.7	12	0
					S.Slaton	3	11	3.7	12	0
					D.Dickerson	0	0	0	0	0
					TEXANS	365	4,370	12.0	60	24
					Opponents	354	4,499	12.7	73t	33

TEAM STATISTICS

	TEXANS	Opponents
TOTAL FIRST DOWNS	360	352
Rushing	118	113
Passing	222	211
Penalty	20	28
3RD DOWN: MADE/ATT	79/192	77/195
3rd Down Pct.	41.1%	39.5%
4TH DOWN: MADE/ATT	9/19	11/13
4th Down Pct.	47.4%	84.6%
POSSESSION AVG.	29:06	30:54
TOTAL NET YARDS	6,186	6,031
Avg. Per Game	386.6	376.9
Total Plays	1,029	1,010
Avg. Per Play	6.0	6.0
NET YARDS RUSHING	2,042	1,751
Avg. Per Game	127.6	109.4
Total Rushes	423	433
NET YARDS PASSING	4,144	4,280
Avg. Per Game	259.0	267.5
Sacked/Yards Lost	32/226	30/219
Gross Yards	4,370	4,499
Attempts/Completions	574/365	547/354
Completion Pct.	63.6%	64.7%
Had Intercepted	12	13
PUNTS/AVERAGE	63/42.1	67/43.7
NET PUNTING AVG.	36.8	38.1
PENALTIES/YARDS	90/690	105/851
FUMBLES/BALL LOST	15/6	15/6
TOUCHDOWNS	44	52
Rushing	20	16
Passing	24	33
Returns	0	3

SCORE BY PERIODS

	1	2	3	4	OT	Total
TEXANS	53	98	108	128	3	390
Opponents	96	139	75	111	6	421

SCORING

	TD	Ru	Pa	Rt	PAT	FG	SAF	TP
N.Rackers	0	0	0	0	43/43	27/30	0	124
A.Foster	18	16	2	0	0/0	0/0	0	108
A.Johnson	8	0	8	0	0/0	0/0	0	48
K.Walter	5	0	5	0	0/0	0/0	0	30
D.Ward	4	4	0	0	0/0	0/0	0	24
J.Dreessen	4	0	4	0	0/0	0/0	0	24
J.Jones	3	0	3	0	0/0	0/0	0	20
O.Daniels	2	0	2	0	0/0	0/0	0	12
TEXANS	44	20	24	0	43/43	27/30	0	390
Opponents	52	16	33	3	50/50	21/27	0	427

2-Pt. Conversions: TEXANS 1/1, Opponents: 1/1

Sacks: M.Williams 8.5, M.Anderson 4.0, A.Smith 4.0, A.Okoye 3.0, B.Pollard 2.5, B.Cushing 1.5, T.Jamison 1.0, D.Lewis 1.0, E.Mitchell 1.0, T.Nolan 1.0, D.Ryans 1.0, D.Sharpton 1.0, J.Nading 0.5. **TEXANS: 30.0, Opponents: 32.0**

Fumbles/Lost: M.Schaub 9/3, A.Foster 3/2, J.Dreessen 1/1, A. Johnson 1/0, J.Jones 1/0. **TEXANS: 15/6, Opponents: 16/5.**

Fumble Recoveries: G.Quin 2, K.Bentley 1, T.Nolan 1, A.Okoye 1. **Total: 5**

PASSING	Att	Comp	Yds	Cmp%	Yds/Att	TD	TD%	Int	Int%	Long	Sack/Lost	Rating
M.Schaub	574	365	4,370	63.6%	7.61	24	4.2%	12	2.1%	60	32/226	92.0
TEXANS	574	365	4,370	63.6%	7.61	24	4.2%	12	2.1%	60	32/226	92.0
Opponents	547	354	4,499	64.7%	8.22	33	6.0%	13	2.4%	73t	30/219	100.5

INTERCEPTIONS

	No.	Yds	Avg	Long	TD
T.Nolan	3	35	11.7	20	0
G.Quin	3	12	4.0	10	0
J.Allen	3	1	0.3	1	0
K.Jackson	2	23	11.5	23	0
K.Bentley	1	18	18.0	18	0
S.McManis	1	1	1.0	1	0
TEXANS	13	90	6.9	23	0
Opponents	12	107	8.9	25t	2

PUNTING

	No.	Yds	Avg	Net	TB	In	Lg	B
M.Turk	63	2,650	42.1	36.8	5	19	60	0
TEXANS	63	2,650	42.1	36.8	5	19	60	0
Opponents	67	2,930	43.7	38.1	7	31	59	0

PUNT RETURNS

	Ret	FC	Yds	Avg	Long	TD
J.Jones	29	15	204	7.0	39	0
D.Anderson	4	1	26	6.5	17	0
B.Pollard	1	0	5	5.0	5	0
A.Molden	1	0	0	0.0	0	0
TEXANS	35	16	235	6.7	39	0
Opponents	29	14	233	8.0	30	0

KICKOFF RETURNS

	No	Yds	Avg	Long	TD
S.Slaton	39	767	19.7	50	0
J.Jones	23	494	21.5	35	0
V.Leach	3	40	13.3	26	0
S.McManis	1	25	25.0	25	0
E.Mitchell	1	0	0.0	0	0
TEXANS	67	1,326	19.8	50	0
Opponents	72	1,741	24.2	103t	1

FIELD GOALS

	1-19	20-29	30-39	40-49	50+
N.Rackers	0/0	8/8	11/11	5/7	3/4
TEXANS	0/0	8/8	11/11	5/7	3/4
Opponents	0/0	6/7	9/10	6/8	0/2

N.Rackers: (30G, 49G); (47WR, 47G, 43G, 35G); (24G, 30G); (46RU, 35G); (38G); (1); (53G); (27G, 21G, 25G); (24G); (38G, 22G); (35G, 33G); (48G); (52GH, 24G, 42G); (37G); (34G, 54G, 57G); (26G, 33G).

Opponents: (20G); (41G, 27G, 29B, 52WR); (49G, 40G); (39); (45G, 42G); (24GH); (48G, 23G, 36G); (1); (38G, 39WR, 43WL); (37G, 33G, 53SH, 30G); (1); (36G, 22G); (1); (30G); (27G); 39G, 46WL).



2010 FINAL STATISTICS (6-10)

DEFENSIVE STATISTICS

TACKLES	Solo	Asst	Total	Sck-Yrds	Tackles For Loss	QB Press	INT-Yards	Pass Def.	Forced Fumbles	Fumble Recovery
B. Pollard	82	30	112	2.5-14	4	4	0-0	5	4	0
G. Quin	71	14	85	0.0-0	3	1	3-12	14	1	2
Z. Diles	58	23	81	0.0-0	4	2	0-0	0	0	0
B. Cushing	53	23	76	1.5-12	8	12	0-0	4	1	0
K. Jackson	57	13	70	0.0-0	1	0	2-23	10	0	0
E. Wilson	41	15	56	0.0-0	0	0	0-0	3	0	0
D. Ryans	32	22	54	1.0-10	2	2	0-0	2	0	0
K. Bentley	32	19	51	0.0-0	3	2	1-18	1	0	1
A. Okoye	27	17	44	3.0-27	7	11	0-0	0	0	1
S. Cody	21	17	38	0.0-0	3	2	0-0	0	0	0
A. Smith	23	15	38	4.0-28	6	17	0-0	2	1	0
T. Nolan	27	9	36	1.0-8	1	2	3-35	5	0	1
M. Williams	22	6	28	8.5-54.5	10	19	0-0	2	1	0
E. Mitchell	18	10	28	1.0-8	3	1	0-0	0	0	0
J. Allen	22	1	23	0.0-0	0	0	3-1	4	0	0
B. McCain	17	5	22	0.0-0	0	0	0-0	2	0	0
M. Anderson	16	5	21	4.0-36	6	8	0-0	2	0	0
D. Sharpton	13	8	21	1.0-9	3	1	0-0	0	0	0
X. Adibi	13	5	18	0.0-0	2	0	0-0	0	1	0
D. Lewis	13	4	17	1.0-6	1	1	0-0	1	0	0
T. Jamison	12	3	15	1.0-3	2	1	0-0	0	0	0
J. Nading	4	5	9	0.5-3.5	0	1	0-0	1	0	0
D. Nixon	6	0	6	0.0-0	0	0	0-0	0	0	0
A. Ogunleye	1	1	2	0.0-0	0	1	0-0	0	0	0
S. McManis	1	1	2	0.0-0	0	0	1-1	1	0	0
M. Schaub	1	0	1	0.0-0	0	0	0-0	0	0	1
D. Barber	1	0	1	0.0-0	0	0	0-0	0	0	0
A. Foster	0	0	0	0.0-0	0	0	0-0	0	1	1
D. Anderson	0	0	0	0.0-0	0	0	0-0	0	1	1
TEXANS	684	271	955	30.0-219	69	88	13-90	59	11	8
Opponent Totals	726	236	962	32.0-226	73	71	12-107	71	13	12

MISCELLANEOUS TACKLES: S. Slaton 2, A. Johnson 2, J. Dreessen 2, C. Myers 2, K. Walter 2, TEAM 2, M. Schaub 1, W. Smith 1, D. Anderson 1, D. Brown 1, O. Daniels 1.

MISCELLANEOUS FUMBLE RECOVERIES: E. Winston 2, R. Butler 1, A. Johnson 1, J. Jones 1, M. Schaub 1, W. Smith 1, D. Ward 1.

SPECIAL TEAMS STATISTICS

	Solo	Asst	Total	Blocks PAT	Punt	FG	Forced Fumble	Fumble Recovery
J. Casey	10	7	17	0	0	0	0	0
D. Sharpton	10	3	13	0	0	0	0	0
T. Nolan	10	3	13	0	0	0	0	0
S. McManis	8	3	11	0	0	0	0	0
N. Rackers	4	4	8	0	0	0	0	0
V. Leach	6	2	8	0	0	0	0	0
J. Dreessen	7	0	7	0	0	0	0	0
A. Molden	5	1	6	0	0	0	0	0
D. Barber	4	1	5	0	0	0	0	0
J. Allen	2	2	4	0	0	0	0	0
D. Anderson	4	0	4	0	0	0	1	0
S. Kegl	3	1	4	0	0	0	0	0
K. Bentley	3	1	4	0	0	0	0	0
X. Adibi	3	1	4	0	0	0	1	0
D. Nixon	2	2	4	0	0	0	0	0
B. McCain	3	0	3	0	0	0	0	0
J. Weeks	1	2	3	0	0	0	0	0
K. Paymah	2	0	2	0	0	0	0	0
G. Graham	2	0	2	0	0	0	0	0
J. Nading	1	0	1	0	0	0	0	0
J. Wall	1	0	1	0	0	0	0	0
Z. Diles	1	0	1	0	0	0	0	0
M. Turk	0	1	1	0	0	0	0	0
B. Pollard	0	0	0	0	0	1	0	0
TEXANS	93	34	127	0	0	1	2	0
Opponents	94	39	133	0	0	0	0	3



2010 GAME-BY-GAME PARTICIPATION

PLAYER	IND 9/12	at WAS 9/19	DAL 9/26	at OAK 10/3	NYG 10/10	KC 10/17	at IND 11/1	SD 11/7	at JAX 11/14	at NYJ 11/21	TEN 11/28	at PHI 12/2	BAL 12/13	at TEN 12/19	at DEN 12/26	JAX 1/2	GP-SS-DNP-INA
Adbi, Xavier	SUB	SLB	SLB	SLB	SUB	INA	SUB	INA	INA	SUB	INA	SUB	SUB	SUB	SUB	SUB	11-3-0-5
Allen, Jason	NWT	NWT	NWT	NWT	NWT	NWT	NWT	NWT	INA	SUB	SUB	SUB	SUB	SUB	SUB	SUB	15-7-0-1**
Anderson, David	SUB	SUB	SUB	SUB	SUB	SUB	SUB	SUB	SUB	XWR	INA	SUB	SUB	IR	IR	IR	12-1-0-1
Anderson, Mark	NWT	NWT	NWT	NWT	INA	SUB	SUB	SUB	SUB	SUB	SUB	SUB	SUB	SUB	RDE	RDE	15-3-0-1*
Baker, Antonio	NWT	NWT	NWT	NWT	NWT	NWT	NWT	NWT	NWT	NWT	NWT	NWT	NWT	NWT	NWT	PS	0-0-0-0
Barber, Dominique	SUB	SUB	SUB	FS	SUB	SUB	SUB	SUB	IR	IR	IR	IR	IR	IR	IR	IR	8-1-0-0
Barwin, Connor	SUB	IR	IR	IR	IR	IR	IR	IR	IR	IR	IR	IR	IR	IR	IR	IR	1-0-0-0
Bentley, Kevin	SUB	SUB	SUB	INA	INA	INA	SUB	SLB	MLB	MLB	MLB	MLB	MLB	MLB	MLB	MLB	13-8-0-3
Billings, Montz	NWT	NWT	NWT	NWT	NWT	NWT	NWT	NWT	NWT	NWT	NWT	NWT	NWT	PS	PS	PS	0-0-0-0
Big, Darnell	IR	IR	IR	IR	IR	IR	IR	IR	IR	IR	IR	IR	IR	IR	IR	IR	0-0-0-0
Briegel, Mike	IR	SUB	RG	RG	RG	INA	SUB	RG	RG	RG	RG	RG	RG	IR	IR	IR	12-9-1-0
Brown, Duane	LT	LT	SUS	SUS	SUS	SUS	LT	LT	LT	LT	LT	LT	LT	LT	LT	LT	12-12-0-0
Bulman, Tim	IR	IR	IR	IR	IR	IR	IR	IR	IR	IR	IR	IR	IR	IR	IR	IR	0-0-0-0
Butler, Rashad	SUB	SUB	LT	LT	LT	LT	SUB	SUB	SUB	SUB	SUB	SUB	SUB	SUB	SUB	SUB	16-4-0-0
Caldwell, Antoine	RG	RG	SUB	SUB	SUB	RG	RG	SUB	SUB	DNP	DNP	DNP	SUB	RG	RG	RG	13-7-0-3
Casey, James	SUB	SUB	SUB	SUB	SUB	SUB	SUB	SUB	XTE	TE	XTE	XTE	SUB	SUB	SUB	SUB	16-4-0-3
Cody, Shaun	NT	NT	NT	NT	NT	NT	NT	NT	NT	NT	NT	NT	NT	NT	NT	NT	16-16-0-0
Cushing, Brian	SUS	SUS	SUS	SUS	SLB	SLB	MLB	MLB	SLB	SLB	SLB	SLB	SLB	SLB	SLB	SLB	12-12-0-0
Daniels, Owen	TE	TE	TE	SUB	TE	TE	TE	INA	INA	INA	INA	INA	TE	TE	TE	TE	11-10-0-5
Davis, Andre	IR	IR	IR	IR	IR	IR	IR	IR	IR	IR	IR	IR	IR	IR	IR	IR	2-0-0-0
Dempsey, Quintin	NWT	NWT	NWT	NWT	NWT	NWT	NWT	NWT	NWT	NWT	NWT	NWT	NWT	NWT	NWT	NWT	0-0-0-0
Denney, Ryan	NWT	SUB	SUB	INA	NWT	NWT	NWT	NWT	NWT	NWT	NWT	NWT	NWT	NWT	NWT	NWT	2-0-0-1
Dickerson, Dorin	INA	INA	INA	SUB	SUB	INA	INA	INA	INA	SUB	INA	SUB	INA	SUB	SUB	SUB	7-0-9-0
Diles, Zac	WLB	WLB	WLB	WLB	WLB	SUB	WLB	WLB	WLB	INA	SUB	SUB	SUB	SUB	SUB	WLB	15-9-1-0
Dressen, Joel	SUB	SUB	SUB	TE	TE	TE	TE	TE	TE	SUB	TE	TE	TE	TE	TE	SUB	16-10-0-0
Fine, Derek	IR	IR	IR	IR	NWT	NWT	NWT	NWT	NWT	NWT	NWT	NWT	NWT	NWT	NWT	NWT	0-0-0-0
Foster, Arian	RB	RB	RB	SUB	RB	RB	RB	RB	RB	SUB	RB	RB	RB	RB	SUB	RB	16-13-0-0
Gordon, Amon	NWT	NWT	NWT	NWT	NWT	NWT	NWT	NWT	NWT	PS	PS	PS	PS	PS	PS	PS	0-0-0-0
Graham, Garrett	INA	INA	INA	INA	INA	SUB	INA	SUB	SUB	SUB	SUB	SUB	INA	INA	INA	INA	6-0-0-10
Griffin, Justin	IR	IR	IR	IR	NWT	NWT	NWT	NWT	NWT	NWT	NWT	NWT	NWT	NWT	NWT	NWT	0-0-0-0
Green, Jarvis	NWT	NWT	NWT	NWT	NWT	NWT	NWT	NWT	NWT	NWT	NWT	NWT	NWT	INA	INA	DNP	0-0-0-3
Greenhouse, Isaiah	PS	PS	PS	SUB	NWT	NWT	NWT	NWT	PS	PS	PS	PS	PS	PS	PS	PS	2-0-0-0
Helms, Brett	PS	PS	PS	PS	PS	PS	PS	PS	PS	PS	PS	NWT	PS	PS	PS	PS	0-0-0-0
Hill, Anthony	PUP	PUP	PUP	PUP	PUP	PUP	PUP	PUP	PUP	PUP	PUP	INA	INA	INA	INA	INA	0-0-0-5
Holliday, Trondan	IR	IR	IR	IR	IR	IR	IR	IR	IR	IR	IR	IR	IR	IR	IR	IR	0-0-0-0
Jackson, Kareem	RCB	RCB	RCB	RCB	RCB	RCB	RCB	RCB	RCB	RCB	RCB	RCB	RCB	RCB	RCB	RCB	16-16-0-0
Jamison, Tim	SUB	NWT	NWT	NWT	NWT	NWT	PS	SUB	SUB	SUB	SUB	SUB	SUB	RDE	SUB	SUB	10-1-0-0
Johnson, Andre	WR	WR	WR	WR	WR	WR	WR	WR	WR	WR	WR	WR	WR	WR	WR	WR	13-13-0-0
Jones, Jacoby	XWR	SUB	XWR	WR	INA	SUB	SUB	SUB	SUB	XWR	SUB	SUB	SUB	WR	WR	WR	15-7-1-0
Keglar, Stanford	NWT	NWT	NWT	NWT	NWT	NWT	NWT	NWT	SUB	SUB	SUB	SUB	SUB	SUB	SUB	SUB	10-0-0-0
Leach, Vonta	SUB	FB	SUB	FB	SUB	SUB	FB	FB	SUB	SUB	SUB	SUB	SUB	SUB	SUB	FB	16-5-0-0
Leinart, Matt	3QB	3QB	3QB	3QB	3QB	3QB	3QB	3QB	3QB	3QB	3QB	3QB	3QB	3QB	3QB	3QB	0-0-0-16
Lewis, Damione	NWT	NWT	NWT	NWT	NWT	NWT	SUB	SUB	SUB	SUB	SUB	SUB	SUB	SUB	SUB	SUB	10-0-0-0
McCaun, Brice	XCB	SUB	SUB	SUB	SUB	XCB	XCB	XCB	SUB	SUB	SUB	INA	INA	INA	INA	INA	11-3-0-5
McCoys, Chris	NWT	NWT	NWT	NWT	NWT	NWT	NWT	NWT	NWT	NWT	NWT	PS	PS	PS	PS	PS	0-0-0-0
McLain, Sherrick	SUB	SUB	SUB	SUB	SUB	INA	SUB	SUB	SUB	SUB	SUB	SUB	SUB	SUB	SUB	INA	14-0-0-2
Mitchell, Earl	INA	INA	SUB	SUB	SUB	SUB	SUB	SUB	SUB	SUB	SUB	SUB	SUB	SUB	SUB	SUB	14-0-0-2
Molden, Antwaun	C	C	C	C	C	C	C	C	C	C	C	C	C	C	C	C	16-16-0-0
Myers, Chris	SUB	SUB	SUB	SUB	SUB	INA	INA	INA	INA	INA	INA	INA	IR	IR	IR	IR	5-0-0-7
Nading, Jesse	INA	SUB	INA	SUB	INA	SUB	NWT	NWT	NWT	NWT	NWT	NWT	NWT	NWT	NWT	NWT	3-0-0-3
Nixon, David	SUB	SUB	SUB	SUB	FS	SUB	SUB	SUB	SUB	SUB	SUB	SUB	SUB	SUB	FS	SS	16-3-0-0
Nolan, Troy	PS	PS	PS	PS	PS	PS	PS	PS	PS	PS	PS	PS	PS	PS	PS	PS	0-0-0-0
Ogbonnaya, Chris	NWT	INA	INA	SUB	SUB	SUB	SUB	NWT	NWT	NWT	NWT	NWT	NWT	NWT	NWT	NWT	4-0-0-2
Okuniey, Adewale	INA	SUB	SUB	SUB	SUB	SUB	NWT	NWT	NWT	NWT	NWT	NWT	NWT	NWT	NWT	NWT	5-0-0-1
Okam, Frank	DT	DT	DT	DT	DT	DT	DT	DT	DT	DT	DT	DT	DT	DT	DT	DT	16-16-0-0
Okoye, Amobi	DNP	DNP	DNP	DNP	DNP	DNP	DNP	DNP	DNP	DNP	DNP	DNP	DNP	DNP	DNP	DNP	1-0-0-0
Orlovsky, Dan	NWT	NWT	NWT	SUB	INA	SUB	INA	INA	IR	IR	IR	IR	IR	IR	IR	IR	2-0-0-2
Paymah, Karl	PS	PS	PS	PS	PS	PS	PS	PS	PS	PS	PS	PS	PS	PS	PS	PS	0-0-0-0
Pemberton, Cole	SS	SS	SS	SS	SS	SS	SS	SS	SS	SS	SS	SS	SS	SS	SS	SS	15-15-0-1
Pollard, Bernard	NWT	NWT	NWT	NWT	NWT	NWT	NWT	NWT	NWT	NWT	NWT	NWT	NWT	DNP	INA	INA	0-0-1-2
Pressley, DeMario	LCB	LCB	LCB	LCB	LCB	LCB	LCB	LCB	NWT	NWT	NWT	NWT	NWT	LCB	LCB	LCB	16-16-0-0
Quin, Glover	SUB	SUB	SUB	SUB	SUB	SUB	SUB	SUB	SUB	SUB	SUB	SUB	SUB	SUB	SUB	SUB	16-0-0-0
Rackers, Neil	MLB	MLB	MLB	MLB	MLB	MLB	IR	IR	IR	IR	IR	IR	IR	IR	IR	IR	6-0-0-0
Ryan, DeMeco	NWT	NWT	SUB	SUB	SUB	SUB	NWT	NWT	NWT	NWT	NWT	NWT	NWT	NWT	NWT	NWT	4-0-0-0
Salaam, Ephraim	QB	QB	QB	QB	QB	QB	QB	QB	QB	QB	QB	QB	QB	QB	QB	QB	16-16-0-0
Schaub, Matt	SUB	SUB	SUB	INA	SUB	INA	SUB	SUB	SUB	WLB	WLB	WLB	WLB	WLB	MLB	IR	12-6-0-3
Sharpton, Darryl	PS	PS	PS	PS	PS	PS	SUB	INA	INA	INA	NWT	PS	NWT	NWT	NWT	NWT	1-0-0-4
Sheppard, Malcolm	SUB	SUB	SUB	SUB	SUB	SUB	DNP	DNP	DNP	DNP	DNP	SUB	SUB	SUB	SUB	SUB	12-14-0-0
Slater, Steve	LDE	LDE	LDE	LDE	LDE	LDE	LDE	LDE	LDE	LDE	LDE	LDE	LDE	LDE	LDE	LDE	16-16-0-0
Smith, Antonio	INA	INA	INA	NWT	PS	PS	PS	PS	PS	PS	PS	PS	PS	INA	INA	INA	0-0-0-8
Smith, Shelley	LG	LG	LG	LG	LG	LG	LG	LG	LG	LG	LG	LG	LG	LG	LG	LG	16-16-0-0
Smith, Wade	IR	IR	IR	IR	IR	NWT	NWT	NWT	NWT	NWT	NWT	NWT	NWT	NWT	NWT	NWT	0-0-0-0
Stross, Trey	INA	INA	INA	INA	INA	SUB	INA	INA	INA	INA	INA	INA	SUB	SUB	SUB	SUB	4-0-0-12
Studdard, Kasey	IR	IR	IR	IR	IR	IR	IR	IR	IR	IR	IR	IR	IR	IR	IR	IR	0-0-0-0
Tate, Ben	PS	PS	PS	PS	PS	PS	PS	PS	PS	PS	PS	PS	PS	INA	SUB	INA	1-0-0-2
Townsend, Derrick	SUB	SUB	SUB	SUB	SUB	SUB	SUB	SUB	SUB	SUB	SUB	SUB	SUB	SUB	SUB	SUB	16-0-0-0
Turk, Matt	NWT	NWT	INA	NWT	NWT	NWT	NWT	NWT	NWT	NWT	NWT	NWT	NWT	NWT	NWT	NWT	1-0-0-2
Wall, Jame	NWT	NWT	NWT	NWT	NWT	NWT	NWT	NWT	PS	PS	PS	PS	PS	PS	PS	PS	0-0-0-0
Wallace, Cody	WR	WR	WR	WR	WR	WR	WR	WR	WR	WR	WR	WR	WR	WR	WR	WR	16-16-0-0
Waller, Kevin	SUB	SUB	SUB	SUB	SUB	SUB	SUB	SUB	SUB	SUB	SUB	SUB	SUB	SUB	SUB	SUB	15-0-1-0
Weeks, Jon	SUB	SUB	SUB	SUB	SUB	SUB	SUB	SUB	SUB	SUB	SUB	SUB	SUB	SUB	SUB	SUB	16-0-0-0
Williams, Bobby	PS	PS	PS	PS	NWT	NWT	NWT	NWT	NWT	NWT	NWT	NWT	NWT	NWT	NWT	NWT	0-0-0-0
Williams, Mario	RDE	RDE	RDE	RDE	RDE	RDE	RDE	RDE	RDE	RDE	RDE	RDE	RDE	RDE	IR	IR	13-13-0-0
Williams, Paul	NWT	NWT	NWT	NWT	PS	PS	PS	PS	PS	PS	PS	PS	PS	PS	PS	PS	0-0-0-0
Williams, Torri	PS	PS	PS	PS	PS	PS	PS	PS	INA	INA	SUB	IR	IR	IR	IR	IR	1-0-0-2
Wilson, Eugene	FS	FS	FS	INA	SUB	FS	FS	FS	FS	FS	FS	FS	FS	FS	DNP	FS	14-13-1-0
Winston, Eric	RT	RT	RT	RT	RT	RT	RT	RT	RT	RT	RT	RT	RT	RT	RT	RT	16-16-0-0

* Played four games with one start for the Chicago Bears. ** Played in eight games with one start for the Miami Dolphins.
Key: PS - starter; SUB - played; DNP - did not play; INA - inactive; 3QB - third quarterback; SUS - reserve/suspended; IR - reserve/injured; PUP - reserve/physically unable to perform; PS - practice squad; NWT - not with team.



2010 GAME-BY-GAME STARTERS

STARTERS - OFFENSE

	WR	LT	LG	C	RG	RT	TE	WR	RB	QB	FB
9-12 INDIANAPOLIS	A. Johnson	Brown	W. Smith	Myers	Caldwell	Winston	Daniels	Walter	Foster	Schaub	Jones (WR)
9-19 at Washington	A. Johnson	Brown	W. Smith	Myers	Caldwell	Winston	Daniels	Walter	Foster	Schaub	Leach
9-26 DALLAS	A. Johnson	Butler	W. Smith	Myers	Brisiel	Winston	Daniels	Walter	Foster	Schaub	Jones (WR)
10-3 at Oakland	Jones	Butler	W. Smith	Myers	Brisiel	Winston	Dreessen	Walter	Slaton	Schaub	Leach
10-10 N.Y. GIANTS	A. Johnson	Butler	W. Smith	Myers	Brisiel	Winston	Daniels	Walter	Foster	Schaub	Dreessen (TE)
10-17 KANSAS CITY	A. Johnson	Butler	W. Smith	Myers	Caldwell	Winston	Daniels	Walter	Foster	Schaub	Dreessen (TE)
11-1 at Indianapolis	A. Johnson	Brown	W. Smith	Myers	Caldwell	Winston	Daniels	Walter	Foster	Schaub	Leach
11-7 SAN DIEGO	A. Johnson	Brown	W. Smith	Myers	Brisiel	Winston	Dreessen	Walter	Foster	Schaub	Leach
11-14 at Jacksonville	A. Johnson	Brown	W. Smith	Myers	Brisiel	Winston	Dreessen	Walter	Foster	Schaub	Casey (TE)
11-21 at N.Y. Jets	A. Johnson	Brown	W. Smith	Myers	Brisiel	Winston	Casey	Walter	D. Anderson (WR)	Schaub	Jones (WR)
11-28 TENNESSEE	A. Johnson	Brown	W. Smith	Myers	Brisiel	Winston	Dreessen	Walter	Foster	Schaub	Casey (TE)
12-2 at Philadelphia	A. Johnson	Brown	W. Smith	Myers	Brisiel	Winston	Dreessen	Walter	Foster	Schaub	Casey (TE)
12-13 BALTIMORE	A. Johnson	Brown	W. Smith	Myers	Brisiel	Winston	Daniels	Walter	Foster	Schaub	Dreessen (TE)
12-19 at Tennessee	A. Johnson	Brown	W. Smith	Myers	Caldwell	Winston	Daniels	Walter	Jones	Schaub	Dreessen (TE)
12-26 at Denver	J. Jones	Brown	W. Smith	Myers	Caldwell	Winston	Daniels	Walter	Foster	Schaub	Dreessen (TE)
1-2 JACKSONVILLE	J. Jones	Brown	W. Smith	Myers	Caldwell	Winston	Daniels	Walter	Jones	Schaub	Leach

STARTERS - DEFENSE

	LDE	DT	NT	RDE	WLB	MLB	SLB	LCB	SS	FS	RCB
9-12 INDIANAPOLIS	A. Smith	Okoye	Cody	M. Williams	Diles	Ryans	McCain (CB)	Quin	Pollard	Wilson	Jackson
9-19 at Washington	A. Smith	Okoye	Cody	M. Williams	Diles	Ryans	Adibi	Quin	Pollard	Wilson	Jackson
9-26 DALLAS	A. Smith	Okoye	Cody	M. Williams	Diles	Ryans	Adibi	Quin	Pollard	Wilson	Jackson
10-3 at Oakland	A. Smith	Okoye	Cody	M. Williams	Diles	Ryans	Adibi	Quin	Pollard	Barber	Jackson
10-10 N.Y. GIANTS	A. Smith	Okoye	Cody	M. Williams	Diles	Ryans	Cushing	Quin	Pollard	Nolan	Jackson
10-17 KANSAS CITY	A. Smith	Okoye	Cody	M. Williams	McCain (CB)	Ryans	Cushing	Quin	Pollard	Wilson	Jackson
11-1 at Indianapolis	A. Smith	Okoye	Cody	M. Williams	Diles	Cushing	McCain (CB)	Quin	Pollard	Wilson	Jackson
11-7 SAN DIEGO	A. Smith	Okoye	Cody	M. Williams	Diles	Cushing	Bentley	Quin	Pollard	Wilson	Jackson
11-14 at Jacksonville	A. Smith	Okoye	Cody	M. Williams	Diles	Bentley	Cushing	Quin	Pollard	Wilson	Jackson
11-21 at N.Y. Jets	A. Smith	Okoye	Cody	M. Williams	Sharpton	Bentley	Cushing	Quin	Pollard	Wilson	Jackson
11-28 TENNESSEE	A. Smith	Okoye	Cody	M. Williams	Sharpton	Bentley	Cushing	Quin	Pollard	Wilson	Jackson
12-2 at Philadelphia	A. Smith	Okoye	Cody	M. Williams	Sharpton	Bentley	Cushing	Quin	Pollard	Wilson	Jackson
12-13 BALTIMORE	A. Smith	Okoye	Cody	M. Williams	Sharpton	Bentley	Cushing	Quin	Pollard	Wilson	Jackson
12-19 at Tennessee	A. Smith	Okoye	Cody	T. Jamison	Sharpton	Bentley	Cushing	Quin	Pollard	Wilson	Jackson
12-26 at Denver	A. Smith	Okoye	Cody	M. Anderson	Diles	Sharpton	Cushing	Quin	Pollard	Nolan	Jackson
1-2 JACKSONVILLE	A. Smith	Okoye	Cody	M. Anderson	Diles	Bentley	Cushing	Quin	Nolan	Wilson	Jackson

Bold denotes rookie

2010 TEXANS HIGHS AND LOWS



TEAM HIGH AND LOWS

	TEXANS		OPPONENTS	
	HIGH	LOW	HIGH	LOW
Points	35 vs. Kansas City	10 vs. N.Y. Giants	34, 3x; last vs. Baltimore	0 vs. Tennessee
First Downs	29 at Washington	11 vs. N.Y. Giants	29 at Jacksonville	9 vs. Tennessee
Total Offense	526 at Washington	195 vs. N.Y. Giants	491 at Jacksonville	162 vs. Tennessee
Net Yards Rushing	257 vs. Indianapolis	24 vs. N.Y. Giants	228 vs. Kansas City	18 at Washington
Net Yards Passing	468 at Washington	98 vs. Indianapolis	419 vs. Indianapolis	124 vs. Jacksonville
Offensive Plays	86 vs. Baltimore	52 vs. N.Y. Giants	74, twice; last: at Indianapolis	44 vs. Tennessee
Rushing Attempts	42 vs. Indianapolis	15 vs. N.Y. Giants	38 vs. Kansas City	10 vs. Indianapolis
Pass Attempts	62 vs. Baltimore	17 vs. Indianapolis	57 vs. Indianapolis	23 vs. San Diego
Pass Completions	38 at Washington	9 vs. Indianapolis	40 vs. Indianapolis	12 vs. Jacksonville
Passes Had Intercepted	2, twice; last: vs. Baltimore	0, 6x; last: vs. Jacksonville	3 vs. Tennessee	0, 7x; last: vs. Baltimore
Sacks Allowed	5 at Washington	0, 4x; last: vs. Jacksonville	5 vs. Baltimore	0, twice; last: vs. N.Y. Giants
Fumbles	2, 4x; last: at Tennessee	0, 5x; last: vs. Jacksonville	4 at Denver	0, 6x; last: at Tennessee
Fumbles Lost	1, 6x; last: at Philadelphia	0, 10x; last: vs. Jacksonville	1, 5x; last: vs. Jacksonville	0, 11x; last: at Denver
Total Turnovers	3 vs. Dallas	0, 4x; last: vs. Jacksonville	3, 2x; last: vs. Tennessee	0, 6x; last: vs. Baltimore
Penalties	9 at Tennessee	3, twice; last: at Denver	12 at Tennessee	2, twice; last: vs. Jacksonville
Yards Penalized	68 vs. Tennessee	24 at Denver	85 at Philadelphia	15, twice; last: vs. Jacksonville
Time of Possession	39:49 at Washington	21:09 vs. N.Y. Giants	38:51 vs. N.Y. Giants	20:19 vs. Tennessee
Defensive Interceptions	3 vs. Tennessee	0, 7x; last: vs. Baltimore	2, twice; last: vs. Baltimore	0, 6x; last: vs. Jacksonville
Total Takeaways	3, twice last: vs. Tennessee	0, twice; last: at Jacksonville	3 vs. Dallas	0, 4x; last: vs. Jacksonville
Drive (plays)	99 (15) vs. Baltimore	6 (4) at N.Y. Jets	92 (9) at Washington	10 (4), twice; last: at Tennessee
Third Down Conversions	6-10 at Philadelphia (60%)	1-8 at Denver (13%)	9-16 vs. Kansas City (56%)	1-10 vs. Jacksonville (10%)

SEASON INDIVIDUAL HIGHS

	TEXANS	OPPONENTS
Yards Rushing	231 by A. Foster vs. Indianapolis	130 by C. Johnson at Tennessee
Rushing Attempts	33 by A. Foster vs. Indianapolis	24, twice; last: by C. Johnson at Tennessee
Rushing TDs	3 by A. Foster vs. Indianapolis	2 twice; last: by M. Jones-Drew at Jacksonville
Receptions	12 by A. Johnson at Washington	12 by H. Nicks vs. N.Y. Giants
Yards Receiving	158 by A. Johnson at Washington	163 by A. Collie vs. Indianapolis
Receiving TDs	2 by A. Johnson vs. Baltimore	2, seven times; last: by D. Mason vs. Baltimore
Combined Yds (rush/rec)	238 by A. Foster vs. Indianapolis	167 by M. Thomas at Jacksonville
All-Purpose Yards	238 by A. Foster vs. Indianapolis	175 by D. Karim vs. Jacksonville
Yards Passing	497 by M. Schaub at Washington	433 by P. Manning vs. Indianapolis
Pass Attempts	62 by M. Schaub vs. Baltimore	57 by P. Manning vs. Indianapolis
Pass Completions	38 by M. Schaub at Washington	40 by P. Manning vs. Indianapolis
TD Passes	3, twice; last: by M. Schaub vs. Baltimore	4 by P. Rivers vs. San Diego
Interceptions Thrown	2, twice; last: by M. Schaub vs. Baltimore	3 by R. Smith vs. Tennessee
Longest Run	74t by A. Foster at Oakland	42 by C. Johnson at Tennessee
Longest Pass Completion	60 by A. Johnson at Jacksonville	73 by A. Collie vs. Indianapolis
Longest Kickoff Return	50 by S. Slaton at Tennessee	103 by D. Reed vs. Baltimore
Longest Punt Return	39 by J. Jones vs. Indianapolis	30 by J. Leonard at N.Y. Jets
Longest Int. Return	23 by K. Jackson vs. N.Y. Giants	25 by K. HayDenver at Indianapolis
Longest Punt	60 by M. Turk vs. Kansas City	59, three times; last: by A. Podlesh at Jacksonville
Longest Field Goal	57 by N. Rackers at Denver	49 by D. Buehler vs. Dallas
Touchdowns Scored	3 by A. Foster vs. Indianapolis	2 nine times; last: L. McCoy at Philadelphia
Points Scored	18 by A. Foster vs. Indianapolis	12 eight times; last: by L. McCoy at Philadelphia



2010 FINAL NFL STANDINGS

AMERICAN FOOTBALL CONFERENCE

East Division

Team	W	L	T	Pct	PF	PA	Home	Away	Conf	Div	Streak
*-New England Patriots	14	2	0	.875	518	313	8-0-0	6-2-0	10-2-0	5-1-0	Won 8
y-New York Jets	11	5	0	.688	367	304	5-3-0	6-2-0	9-3-0	4-2-0	Won 1
Miami Dolphins	7	9	0	.438	273	333	1-7-0	6-2-0	5-7-0	2-4-0	Lost 3
Buffalo Bills	4	12	0	.250	283	425	2-6-0	2-6-0	3-9-0	1-5-0	Lost 2

West Division

Team	W	L	T	Pct	PF	PA	Home	Away	Conf	Div	Streak
z-Kansas City Chiefs	10	6	0	.625	366	326	7-1-0	3-5-0	6-6-0	2-4-0	Lost 1
San Diego Chargers	9	7	0	.563	441	322	6-2-0	3-5-0	7-5-0	3-3-0	Won 1
Oakland Raiders	8	8	0	.500	410	371	5-3-0	3-5-0	6-6-0	6-0-0	Won 1
Denver Broncos	4	12	0	.250	344	471	3-5-0	1-7-0	3-9-0	1-5-0	Lost 1

North Division

Team	W	L	T	Pct	PF	PA	Home	Away	Conf	Div	Streak
z-Pittsburgh Steelers	12	4	0	.750	375	232	5-3-0	7-1-0	9-3-0	5-1-0	Won 2
y-Baltimore Ravens	12	4	0	.750	357	270	7-1-0	5-3-0	9-3-0	4-2-0	Won 4
Cleveland Browns	5	11	0	.313	271	332	3-5-0	2-6-0	3-9-0	1-5-0	Lost 4
Cincinnati Bengals	4	12	0	.250	322	395	3-5-0	1-7-0	3-9-0	2-4-0	Lost 1

South Division

Team	W	L	T	Pct	PF	PA	Home	Away	Conf	Div	Streak
z-Indianapolis Colts	10	6	0	.625	435	388	6-2-0	4-4-0	8-4-0	4-2-0	Won 4
Jacksonville Jaguars	8	8	0	.500	353	419	5-3-0	3-5-0	7-5-0	3-3-0	Lost 3
Houston Texans	6	10	0	.375	390	427	4-4-0	2-6-0	5-7-0	3-3-0	Won 1
Tennessee Titans	6	10	0	.375	356	339	3-5-0	3-5-0	3-9-0	2-4-0	Lost 2

NATIONAL FOOTBALL CONFERENCE

East Division

Team	W	L	T	Pct	PF	PA	Home	Away	Conf	Div	Streak
z-Philadelphia Eagles	10	6	0	.625	439	377	4-4-0	6-2-0	7-5-0	4-2-0	Lost 2
New York Giants	10	6	0	.625	394	347	5-3-0	5-3-0	8-4-0	3-3-0	Won 1
Dallas Cowboys	6	10	0	.375	394	436	2-6-0	4-4-0	4-8-0	3-3-0	Won 1
Washington Redskins	6	10	0	.375	302	377	2-6-0	4-4-0	4-8-0	2-4-0	Lost 1

West Division

Team	W	L	T	Pct	PF	PA	Home	Away	Conf	Div	Streak
z-Seattle Seahawks	7	9	0	.438	310	407	5-3-0	2-6-0	6-6-0	4-2-0	Won 1
St. Louis Rams	7	9	0	.438	289	328	5-3-0	2-6-0	5-7-0	3-3-0	Lost 1
San Francisco 49ers	6	10	0	.375	305	346	5-3-0	1-7-0	4-8-0	4-2-0	Won 1
Arizona Cardinals	5	11	0	.313	289	434	4-4-0	1-7-0	3-9-0	1-5-0	Lost 1

North Division

Team	W	L	T	Pct	PF	PA	Home	Away	Conf	Div	Streak
z-Chicago Bears	11	5	0	.688	334	286	5-3-0	6-2-0	8-4-0	5-1-0	Lost 1
y-Green Bay Packers	10	6	0	.625	388	240	7-1-0	3-5-0	8-4-0	4-2-0	Won 2
Detroit Lions	6	10	0	.375	362	369	4-4-0	2-6-0	5-7-0	2-4-0	Won 4
Minnesota Vikings	6	10	0	.375	281	348	4-4-0	2-6-0	5-7-0	1-5-0	Lost 1

South Division

Team	W	L	T	Pct	PF	PA	Home	Away	Conf	Div	Streak
*-Atlanta Falcons	13	3	0	.813	414	288	7-1-0	6-2-0	10-2-0	5-1-0	Won 1
y-New Orleans Saints	11	5	0	.688	384	307	5-3-0	6-2-0	9-3-0	4-2-0	Won 1
Tampa Bay Buccaneers	10	6	0	.625	341	318	4-4-0	6-2-0	8-4-0	3-3-0	Won 2
Carolina Panthers	2	14	0	.125	196	408	2-6-0	0-8-0	2-10-0	0-6-0	Lost 2

*-Clinched conference; z-clinched division; y-clinched playoff spot

POSTSEASON RESULTS

AFC Wild Card

New York Jets 17, Indianapolis 16
Baltimore 30, Kansas City 7

NFC Wild Card

Seattle 41, New Orleans 36
Green Bay 21, Philadelphia 16

AFC Divisional

Pittsburgh 31, Baltimore 24
New York Jets 28, New England 21

NFC Divisional

Green Bay 48, Atlanta 21
Chicago 35, Seattle 24

AFC Championship

Pittsburgh 24, New York Jets 19

NFC Championship

Green Bay 21, Chicago 14

Super Bowl XLV

Green Bay 31, Pittsburgh 25

LEAGUE LEADERS

Scoring, Kickers

AFC Sebastian Janikowski, Oakland 142
NFC David Akers, Philadelphia 143

Scoring, Nonkickers

AFC Arian Foster, Houston 108
NFC Adrian Peterson, Minnesota 78

Rushing Yards

AFC Arian Foster, Houston 1,616
NFC Michael Turner, Atlanta 1,371

Passer Rating

AFC Tom Brady, New England 111.0
NFC Aaron Rodgers, Green Bay 101.2

Receiving Yards

AFC Brandon Lloyd, Denver 1,448
NFC Roddy White, Atlanta 1,389

Interceptions

AFC Ed Reed, Baltimore 8
NFC Asante Samuels, Philadelphia 7

Sacks

AFC Tamba Hali, Kansas City 14.5
NFC DeMarcus Ware, Dallas 15.5



GAME 1: Houston 34, Indianapolis 24

70,974 • Reliant Stadium • Houston, Texas • Sept. 12, 2010

GAME SUMMARY

RB **Arian Foster** led the way with three rushing touchdowns on a team-record 33 carries for 231 yards. The Texans defense harassed Colts QB Peyton Manning early and often, sacking him twice and hitting him 10 times. The end result was a 34-24 victory against the defending AFC champs, whom the Texans had beaten only once in 16 previous meetings.

The Texans passed the ball only five times in the second half, as the offensive line and FB **Vonta Leach** cleared the way for Foster, who picked up 191 of his rushing yards in the final two quarters.

Texans QB **Matt Schaub** completed 9-of-17 passes for 107 yards, with a 22-yard touchdown to WR **Kevin Walter** and one interception. Manning went 40-of-57 for 433 yards and three touchdowns, but the Colts were only 4-of-12 on third down.

Playing without suspended SLB **Brian Cushing**, the Texans got a team-high 12 tackles from **WLB Zac Diles** and 10 tackles from MLB **DeMeco Ryans**. DE **Mario Williams** had one sack and five quarterback hits to the delight of the 70,974 fans at Reliant Stadium.

The Texans never trailed after taking a 3-0 lead early in the first quarter on a 30-yard field goal by **Neil Rackers**. Rackers added a 49-yard field goal later in the first quarter for a 6-0 lead. Two minutes into the second quarter, the Texans went up 13-0 with Schaub's touchdown pass to Walter.

The Colts got on the board when Manning capitalized on S Melvin Bullitt's interception with a 14-yard touchdown pass to Reggie Wayne and pulled to within 13-10 with 15 seconds remaining in the first half on a 20-yard field goal by Adam Vinatieri.

The Texans started the second half with a 15-play, 66-yard drive, including 13 rushing attempts. Foster converted on fourth-and-one from the Colts' 20-yard line and finished the drive with a one-yard touchdown run on third-and-goal.

Leading 20-10, the Texans forced a critical turnover with 10:38 remaining in the fourth quarter, as CB **Glover Quin** recovered Austin Collie's fumble at the Texans' nine-yard line. Four plays and 91 rushing yards later, the Texans led 27-10 after a 25-yard touchdown run by Foster.

Manning kept the Colts hopes alive with a 10-yard touchdown pass to TE Dallas Clark. The Texans responded with another clock-chewing possession, and Foster was untouched on an eight-yard touchdown run with 1:56 remaining for a 34-17 lead.

COLTS INDIVIDUAL STATISTICS

RUSHING	ATT	YDS	AVG	LG	TD
J.Addai	10	44	4.4	17	0
Total	10	44	4.4	17	0

PASSING	ATT	CMP	YDS	SK/YD	TD	LG	IN	RT
P.Manning	57	40	433	2/14	3	73t	0	109.8
Total	57	40	433	2/14	3	73t	0	109.8

PASS RECEIVING	TAR	REC	YDS	AVG	LG	TD
A.Collie	12	11	163	14.8	73t	1
D.Clark	13	11	80	7.3	10t	1
R.Wayne	10	7	99	14.1	22	1
J.Addai	6	6	29	4.8	8	0
P.Garcon	10	3	43	14.3	26	0
A.Gonzalez	3	1	12	12.0	12	0
D.Brown	3	1	7	7.0	7	0
Total	57	40	433	10.8	73	3

Sacks: R. Mathis 1-2, D. Freeney 1-7.

Interceptions: M. Bullitt 1-19.

Tackles (S-A-T): A. Bethea 8-5-13, J. Powers 5-2-7, P. Wheeler 2-5-7, K. Hayden 4-2-6, C. Session 4-2-6, R. Mathis 5-0-5, F. Moala 2-3-5, G. Brackett 3-1-4, M. Bullitt 2-2-4, D. Muir 2-1-3, D. Freeney 1-1-2, M. King 1-1-2, K. Dawson 0-2-2, J. Tryon 1-0-1, R. Humber 1-0-1, A. Johnson 0-1-1, E. Foster 0-1-1.

SCORING

SCORE BY PERIODS	1	2	3	4	OT	Total
Indianapolis Colts	0	10	0	14	-	24
Houston Texans	6	7	7	14	-	34

SCORING DRIVES

Team	Qtr	Time	Play Description (Extra Point) (Drive info)	IND	HOU
Texans	1	9:32	N.Rackers 30 yd. Field Goal (9-19, 3:40)	0	3
Texans	1	4:43	N.Rackers 49 yd. Field Goal (4-53, 1:19)	0	6
Texans	2	13:01	K.Walter 22 yd. pass from M.Schaub (N.Rackers kick) (7-80, 3:44)	0	13
Colts	2	5:19	R.Wayne 14 yd. pass from P.Manning (A.Vinatieri kick) (7-35, 2:53)	7	13
Colts	2	0:15	A.Vinatieri 20 yd. Field Goal (11-63, 3:35)	10	13
Texans	3	7:03	A.Foster 1 yd. run (N.Rackers kick) (15-66, 7:57)	10	20
Texans	4	8:41	A.Foster 25 yd. run (N.Rackers kick) (4-91, 1:57)	10	27
Colts	4	4:52	D.Clark 10 yd. pass from P.Manning (A.Vinatieri kick) (12-75, 3:49)	17	27
Texans	4	1:56	A.Foster 8 yd. run (N.Rackers kick) (7-41, 2:56)	17	34
Colts	4	1:15	A.Collie 73 yd. pass from P.Manning (A.Vinatieri kick) (2-77, 0:41)	24	34

TEAM STATISTICS

	COLTS	TEXANS
TOTAL FIRST DOWNS	25	23
THIRD DOWN EFFICIENCY	4-12-33%	6-11-55%
FOURTH DOWN EFFICIENCY	1-1-100%	1-1-100%
TOTAL NET YARDS	463	355
NET YARDS RUSHING	44	257
NET YARDS PASSING	419	98
PASS ATTEMPTS-COMPLETIONS-HAD INTERCEPTED	57-40-0	17-9-1
KICKOFFS Number-In End Zone-Touchbacks	5-1-0	7-3-0
PUNTS Number and Average	5-35.6	2-45.5
FGs - PATs Had Blocked	0-0	0-0
Net Punting Average	19.8	39.0
TOTAL RETURN YARDAGE (Not Including Kickoffs)	32	39
PENALTIES Number and Yards	5-73	7-50
FUMBLES Number and Lost	1-1	0-0
TOUCHDOWNS	3	4
EXTRA POINTS Made-Attempts	3-3	4-4
FIELD GOALS Made-Attempts	1-1	2-2
RED ZONE EFFICIENCY	2-3-67%	2-3-67%
GOAL TO GO EFFICIENCY	1-2-50%	1-2-50%
SAFETIES	0	0
TIME OF POSSESSION	29:07	30:53

TEXANS INDIVIDUAL STATISTICS

RUSHING	ATT	YDS	AVG	LG	TD
A.Foster	33	231	7.0	42	3
S.Slaton	6	29	4.8	13	0
M.Schaub	3	-3	-1.0	-1	0
Total	42	257	6.1	42	3

PASSING	ATT	CMP	YDS	SK/YD	TD	LG	IN	RT
M.Schaub	17	9	107	2/9	1	23	1	67.5
Total	17	9	107	2/9	1	23	1	67.5

PASS RECEIVING	TAR	REC	YDS	AVG	LG	TD
A.Johnson	5	3	33	11.0	21	0
J.Jones	6	2	29	14.5	23	0
K.Walter	2	2	29	14.5	22t	1
O.Daniels	2	1	9	9.0	9	0
A.Foster	1	1	7	7.0	7	0
V.Leach	1	0	0	0.0	0	0
Total	17	9	107	11.9	23	1

Sacks: M. Williams 1-7, J. Nading 0.5-3.5, A. Smith 0.5-3.5.

Interceptions: None

Tackles (S-A-T): Z. Diles 9-3-12, D. Ryans 8-2-10, B. Pollard 8-1-9, B. McCain 5-2-7, A. Okoye 3-2-5, K. Jackson 4-0-4, G. Quin 3-1-4, M. Williams 2-2-4, E. Wilson 1-3-4, S. Cody 1-1-2, J. Nading 0-2-2, A. Smith 0-1-1, T. Jamison 0-1-1.



GAME 2: Houston 30, Washington 27 (OT)

88,240 • FedEx Field • Landover, Md. • Sept. 19, 2010

GAME SUMMARY

Houston rebounded from a 17-point deficit in the second half against Washington to record its first-ever overtime victory, 30-27. **K. Neil Rackers'** 35-yard field goal soared over the crossbar with 3:24 left in overtime, and his teammates swarmed him at midfield to celebrate one of the best comebacks in team annals.

A week after a franchise-record rushing performance by RB **Arian Foster**, QB **Matt Schaub** threw for a club-record 497 yards on 38-of-52 passing with three touchdowns to pace the team.

Trailing by a touchdown with 2:11 left in regulation, Schaub stepped up in the pocket on fourth-and-10 and lofted a high pass toward WR **Andre Johnson**. Johnson leapt over safety Reed Doughty for a 34-yard touchdown that quieted the 88,240 in attendance at FedEx Field.

The reception was even more impressive considering Johnson left the game earlier in the fourth quarter with a right ankle injury. His outlook appeared grim as he limped into the locker room. Once his ankle was re-taped, though, Johnson returned to the field.

In the first half, the Redskins dictated the tempo behind quarterback Donovan McNabb's 239 passing yards. He led Washington on four scoring drives in five possessions through the first two quarters to give Washington a 20-7 lead.

The Redskins extended their lead to 27-10 with 3:51 left in the third quarter before the Texans' turnaround began.

WR **Kevin Walter**, who caught 11 balls for 144 yards (11.1 avg.), made a six-yard touchdown reception to cap a six-play, 78-yard drive. Rackers booted a 43-yard field goal to cut the deficit to 27-20 with 11:15 remaining in the game.

Just as the momentum started to shift, Johnson left the field. But SS **Bernard Pollard** blocked K. Graham Gano's 29-yard field goal attempt to keep the game within a score. With 3:16 on the game clock, Schaub rallied the offense by making three long completions before hitting Johnson for the game-tying score to force overtime.

Houston won the toss but punted when faced with a 52-yard field goal attempt. The Redskins responded by driving to the Houston 34, where Gano converted a 52-yard field goal, but it came after head coach **Gary Kubiak** called a timeout. On his second try, Gano's kick sailed right.

On the next possession, Schaub set up Rackers' game-winner by completing a 28-yard pass to TE **Joel Dreessen** in the middle of the field.

REDSKINS INDIVIDUAL STATISTICS

RUSHING	ATT	YDS	AVG	LG	TD
C.Portis	13	33	2.5	12	2
M.Sellers	1	0	0.0	0	0
L.Johnson	2	-7	-3.5	3	0
S.Moss	1	-8	-8.0	-8	0
Total	17	18	1.1	12	2

PASSING	ATT	CMP	YDS	SK/YD	TD	LG	IN	RT
D.McNabb	38	28	426	3/23	1	62	0	119.0
Total	38	28	426	3/23	1	62	0	119.0

PASS RECEIVING	TAR	REC	YDS	AVG	LG	TD
S.Moss	13	10	89	8.9	13	0
M.Sellers	6	4	38	9.5	22	0
K.Williams	4	4	15	3.8	7	0
J.Galloway	7	3	88	29.3	62	0
C.Cooley	3	3	64	21.3	35	1
A.Armstrong	2	2	36	18.0	20	0
F.Davis	1	1	62	62.0	62	0
R.Williams	1	1	34	34.0	34	0
C.Portis	1	0	0	0.0	0	0
Total	38	28	426	15.2	62	1

Sacks: L. Landry 1-8, L. Fletcher 1-8, B. Orakpo 1-3, L. Alexander 1-6, V. Holliday 0.5-2, A. Carrker 0.5-2. **Interceptions:** C. Rogers 1-5.

Tackles (S-A-T): R. Doughty 10-4-14, R. McIntosh 5-9-14, D. Hall 4-9-13, L. Landry 8-3-11, C. Rogers 6-3-9, L. Fletcher 3-4-7, V. Holliday 1-4-5, B. Orakpo 3-1-4, A. Carrker 1-3-4, P. Buchanan 2-1-3, A. Carter 1-2-3, K. Golston 1-2-3, C. Horton 2-0-2, M. Kemoatu 2-0-2, L. Alexander 1-0-1.

SCORING

SCORE BY PERIODS	1	2	3	4	OT	Total
Houston Texans	0	7	10	10	3	30
Washington Redskins	6	14	7	0	0	27

SCORING DRIVES

Team	Qtr	Time	Play Description (Extra Point) (Drive info)	HOU	WAS
Redskins	1	9:37	G.Gano 41 yd. Field Goal (9-57, 5:23)	0	3
Redskins	1	5:48	G.Gano 27 yd. Field Goal (5-33, 2:11)	0	6
Texans	2	14:56	J.Jones 5 yd. pass from M.Schaub (N.Rackers kick) (11-77, 5:52)	7	6
Redskins	2	12:29	C.Portis 1 yd. run (G.Gano kick) (5-73, 2:27)	7	13
Redskins	2	1:20	C.Portis 1 yd. run (G.Gano kick) (4-63, 0:59)	7	20
Texans	3	9:22	N.Rackers 47 yd. Field Goal (11-56, 5:38)	10	20
Redskins	3	3:51	C.Cooley 22 yd. pass from D.McNabb (G.Gano kick) (9-92, 5:31)	10	27
Texans	3	0:00	K.Walter 6 yd. pass from M.Schaub (N.Rackers kick) (6-78, 3:51)	17	27
Texans	4	11:10	N.Rackers 43 yd. Field Goal (5-40, 2:05)	20	27
Texans	4	2:03	A.Johnson 34 yd. pass from M.Schaub (N.Rackers kick) (8-81, 1:13)	27	27
Texans	5	3:24	N.Rackers 35 yd. Field Goal (7-41, 3:48)	30	27

TEAM STATISTICS

	TEXANS	REDSKINS
TOTAL FIRST DOWNS	29	21
THIRD DOWN EFFICIENCY	6-14-43%	2-10-20%
FOURTH DOWN EFFICIENCY	1-2-50%	0-0-0%
TOTAL NET YARDS	526	421
NET YARDS RUSHING	58	18
NET YARDS PASSING	468	403
PASS ATTEMPTS-COMPLETIONS-HAD INTERCEPTED	52-38-1	38-28-0
KICKOFFS Number-In End Zone-Touchbacks	6-3-2	7-4-1
PUNTS Number and Average	3-40.3	4-48.0
FGs - PATs Had Blocked	0-0	1-0
Net Punting Average	33.7	41.0
TOTAL RETURN YARDAGE (Not Including Kickoffs)	28	5
PENALTIES Number and Yards	5-45	7-58
FUMBLES Number and Lost	0-0	0-0
TOUCHDOWNS	3	3
EXTRA POINTS Made-Attempts	3-3	3-3
FIELD GOALS Made-Attempts	3-4	2-4
RED ZONE EFFICIENCY	2-3-67%	2-4-50%
GOAL TO GO EFFICIENCY	2-2-100%	2-3-67%
SAFETIES	0	0
TIME OF POSSESSION	39:49	31:47

TEXANS INDIVIDUAL STATISTICS

RUSHING	ATT	YDS	AVG	LG	TD
A.Foster	19	69	3.6	11	0
S.Slaton	3	14	4.7	7	0
M.Schaub	1	2	2.0	2	0
M.Turk	1	-27	-27.0	-27	0
Total	24	58	2.4	11	0

PASSING	ATT	CMP	YDS	SK/YD	TD	LG	IN	RT
M.Schaub	52	38	497	5/29	3	50	1	114.0
Total	52	38	497	5/29	3	50	1	114.0

PASS RECEIVING	TAR	REC	YDS	AVG	LG	TD
A.Johnson	17	12	158	13.2	34	1
K.Walter	11	11	144	13.1	35	1
J.Jones	9	6	53	8.8	20	1
A.Foster	4	3	69	23.0	50	0
O.Daniels	5	2	24	12.0	15	0
V.Leach	3	2	20	10.0	15	0
J.Dreessen	1	1	28	28.0	28	0
D.Anderson	2	1	1	1.0	1	0
Total	52	38	497	13.1	50	3

Sacks: M. Williams 3-23.

Interceptions: None

Tackles (S-A-T): G. Quin 5-3-8, Z. Diles 5-3-8, B. Pollard 5-1-6, K. Jackson 4-2-6, D. Ryans 3-2-5, X. Adibi 4-0-4, M. Williams 3-1-4, E. Wilson 3-0-3, S. Cody 2-1-3, J. Nading 2-0-2, B. McCain 1-1-2, E. Mitchell 1-1-2, A. Smith 0-1-1.



GAME 3: Dallas 27, Houston 13

71,456 • Reliant Stadium • Houston, Texas • Sept. 26, 2010

GAME SUMMARY

The Texans came back down to earth in one of their most anticipated matchups of the season.

Riding high from consecutive wins to begin the year, the Texans entered the game against the Dallas Cowboys with an opportunity to send their update rivals to their third loss in a row.

What transpired in front of a Reliant Stadium-record crowd of 71,456 fans was a 27-13 defeat that featured three Houston turnovers and five penalties for 32 yards. In addition, QB **Matt Schaub** was sacked four times, including three by Pro Bowl LB DeMarcus Ware.

Houston made three trips inside the Cowboys' 20-yard line but converted only once, on a seven-yard touchdown catch by WR **Kevin Walter** with less than two minutes left to play. By that time, the game was out of reach. WR **David Anderson**'s recovery of the ensuing onside kick was too little, too late.

To add injury to insult, WR **Andre Johnson** aggravated his right ankle on an 11-yard catch in the third quarter. He limped off the field with assistance and returned after getting re-taped on the sideline.

The Texans captured the momentum early when they stopped Dallas on fourth-and-two from the Houston 29 on the opening series.

On the Texans' second possession, RB **Arian Foster** gained 21 yards on third-and-19 to set up the first score on **Neil Rackers'** 24-yard field goal early in the second quarter.

Besides a fumble in the fourth quarter, Foster had another impressive outing with 106 yards on 17 carries (6.2 avg.).

Down 10-3 at halftime, Houston tried to regroup in the third quarter, but Schaub was picked off by CB Mike Jenkins at the Dallas 14 on a go route intended for Johnson. On the play, Johnson collided briefly with Jenkins to knock him off his route.

The Cowboys capitalized with a four-minute drive that Williams capped off with a 15-yard touchdown reception. With 10:02 left in the game, Williams scored again on a 63-yard touchdown to make the score 24-6 after rookie CB **Kareem Jackson** slipped near the line of scrimmage.

COWBOYS INDIVIDUAL STATISTICS

RUSHING	ATT	YDS	AVG	LG	TD
M.Barber	17	55	3.2	12	1
F.Jones	7	43	6.1	15	0
T.Choice	2	4	2.0	3	0
T.Romo	1	-1	-1.0	-1	0
Total	27	101	3.7	15	1

PASSING	ATT	CMP	YDS	SK/YD	TD	LG	IN	RT
T.Romo	30	23	284	0/0	2	63t	0	127.6
Total	30	23	284	0/0	2	63t	0	127.6

PASS RECEIVING	TAR	REC	YDS	AVG	LG	TD
J.Witten	8	7	56	8.0	14	0
R.Williams	6	5	117	23.4	63t	2
D.Bryant	6	4	50	12.5	30	0
M.Bennett	4	3	26	8.7	14	0
M.Austin	3	2	20	10.0	17	0
S.Hurd	1	1	10	10.0	10	0
M.Barber	1	1	5	5.0	5	0
Total	29	23	284	12.3	63t	2

Sacks: D. Ware 3-0.16, K. Brookling 1-0.9.

Interceptions: D. McCray 1-0, M. Jenkins 1-4.

Tackles (S-A-T): K. Brookling 6-3-9, T. Newman 7-0-7, G. Sensabaugh 7-0-7, B. James 5-2-7, D. Ware 6-0-6, O. Scandrick 4-0-4, I. Olshansky 0-3-3, J. Ratliff 2-0-2, M. Jenkins 2-0-2, A. Ball 2-0-2, J. Brent 2-0-2, M. Spears 1-1-2, A. Spencer 1-0-1, B. Church 1-0-1, S. Bowen 1-0-1.

SCORING

SCORE BY PERIODS	1	2	3	4	OT	Total
Dallas Cowboys	0	10	7	10	-	27
Houston Texans	0	3	0	10	-	13

SCORING DRIVES

Team	Qtr	Time	Play Description (Extra Point) (Drive info)	DAL	HOU
Texans	2	11:06	N.Rackers 24 yd. Field Goal (13-65, 6:19)	0	3
Cowboys	2	3:36	M.Barber 1 yd. run (D.Buehler kick) (13-80, 7:30)	7	3
Cowboys	2	0:00	D.Buehler 49 yd. Field Goal (7-32, 1:40)	10	3
Cowboys	3	1:34	R.Williams 15 yd. pass from T.Romo (D.Buehler kick) (7-90, 4:02)	17	3
Texans	4	12:03	N.Rackers 30 yd. Field Goal (9-64, 4:31)	17	6
Cowboys	4	9:53	R.Williams 63 yd. pass from T.Romo (D.Buehler kick) (4-74, 2:10)	24	6
Cowboys	4	3:36	D.Buehler 40 yd. Field Goal (10-29, 5:28)	27	6
Texans	4	1:15	K.Walter 7 yd. pass from M.Schaub (N.Rackers kick) (9-77, 2:21)	27	13

TEAM STATISTICS

	COWBOYS	TEXANS
TOTAL FIRST DOWNS	21	24
THIRD DOWN EFFICIENCY	4-11-36%	4-9-44%
FOURTH DOWN EFFICIENCY	2-3-67%	0-0-0%
TOTAL NET YARDS	385	340
NET YARDS RUSHING	101	124
NET YARDS PASSING	284	216
PASS ATTEMPTS-COMPLETIONS-HAD INTERCEPTED	30-23-0	32-23-2
KICKOFFS Number-In End Zone-Touchbacks	5-4-0	4-1-0
PUNTS Number and Average	2-53.5	3-36.7
FGs - PATs Had Blocked	0-0	0-0
Net Punting Average	47.5	26.0
TOTAL RETURN YARDAGE (Not Including Kickoffs)	8	12
PENALTIES Number and Yards	8-49	5-32
FUMBLES Number and Lost	0-0	1-1
TOUCHDOWNS	3	1
EXTRA POINTS Made-Attempts	3-3	1-1
FIELD GOALS Made-Attempts	2-2	2-2
RED ZONE EFFICIENCY	2-2-100%	1-3-33%
GOAL TO GO EFFICIENCY	1-1-100%	1-3-33%
SAFETIES	0	0
TIME OF POSSESSION	32:20	27:40

TEXANS INDIVIDUAL STATISTICS

RUSHING	ATT	YDS	AVG	LG	TD
A.Foster	17	106	6.2	26	0
S.Slaton	3	14	4.7	16	0
D.Ward	2	4	2.0	3	0
Total	22	124	5.6	26	0

PASSING	ATT	CMP	YDS	SK/YD	TD	LG	IN	RT
M.Schaub	32	23	241	4/25	1	26	2	77.7
Total	32	23	241	4/25	1	26	2	77.7

PASS RECEIVING	TAR	REC	YDS	AVG	LG	TD
J.Jones	5	5	51	10.2	15	0
A.Johnson	7	4	64	16.0	26	0
A.Foster	5	4	20	5.0	14	0
K.Walter	4	3	34	11.3	22	1
O.Daniels	6	3	27	9.0	11	0
V.Leach	1	1	18	18.0	18	0
J.Dreessen	1	1	18	18.0	18	0
D.Anderson	1	1	6	6.0	6	0
S.Slaton	2	1	3	3.0	3	0
Total	32	23	241	10.5	26	1

Sacks: None. **Interceptions:** None.

Tackles (S-A-T): B. Pollard 6-9-15, D. Ryans 5-5-10, Z. Diles 7-0-7, K. Jackson 3-3-6, G. Quin 3-1-4, E. Wilson 3-1-4, A. Okoye 2-2-4, X. Adibi 2-2-4, B. McCain 3-0-3, E. Mitchell 2-0-2, A. Smith 0-2-2, J. Nading 0-2-2, K. Bentley 1-0-1, S. Cody 0-1-11-3-4.



GAME 4: Houston 31, Oakland 24

32,218 • Oakland-Alameda County Coliseum • Oakland, Calif. • Oct. 3, 2010

GAME SUMMARY

After hanging on for a 31-24 win against the Oakland Raiders, the Texans were 3-1 for the first time in club history and in sole possession of first place in the AFC South.

The victory in front of a sparse crowd of 32,218 fans at Oakland-Alameda County Coliseum was the Texans' fourth consecutive road win, a club record.

Pro Bowler **Andre Johnson** (high ankle sprain) and starting FS **Eugene Wilson** (hamstring) were inactive, while RB **Arian Foster** (coach's decision) missed the majority of the first half. Also, WR **Jacoby Jones** (leg injury) left the game early in the second half and did not return.

Head coach **Gary Kubiak** caught everyone by surprise when he decided to start RB **Steve Slaton** in place of Foster. In the first quarter, Slaton split carries with **Derrick Ward**, and they totaled 84 yards on eight carries, including Ward's 33-yard touchdown run to put Houston on the scoreboard first.

With 6:50 left in the first half, Foster entered the game for the first time following the Raiders' go-ahead touchdown catch by FB Marcel Reece. In three series before halftime, Foster rushed for five yards on three carries and caught a pass for 15 yards that set up **Neil Rackers'** 46-yard field goal attempt that missed off the right upright.

On the second play from scrimmage in the second half, Foster broke off right tackle and outran two defensive backs for a 74-yard touchdown that gave Houston a 21-14 lead. In the game, Foster totaled 131 yards on 16 carries (8.2 avg.) and 56 yards on three catches (18.7 avg.), including a 10-yard touchdown grab in the fourth quarter.

Collectively, the Texans' running back trio contributed 312 of the team's 441 net yards of offense.

While Foster continued his breakthrough season, S **Troy Nolan** stood out in Wilson's place, collecting the Texans' first two interceptions of the season. Nolan set up Foster's touchdown catch by diving for a ball at the Houston 45 and returning it 20 yards.

With 1:57 left in the game and the Texans leading 31-24, Nolan hauled in Gradkowski's tipped fourth-down pass intended for Louis Murphy and ran 14 yards to the Oakland 41.

RAIDERS INDIVIDUAL STATISTICS

RUSHING	ATT	YDS	AVG	LG	TD
D. McFadden	12	47	3.9	23	0
M. Bush	7	40	5.7	11	1
B. Gradkowski	3	16	5.3	8	0
J. Ford	1	8	8.0	8	0
M. Reece	2	7	3.5	6	0
Total	25	118	4.7	23	1

PASSING	ATT	CMP	YDS	SK/YD	TD	LG	IN	RT
B. Gradkowski	39	24	278	4/33	2	43	2	78.8
Total	39	24	278	4/33	2	43	2	78.8

PASS RECEIVING	TAR	REC	YDS	AVG	LG	TD
Z. Miller	13	11	122	11.1	23	1
D. McFadden	7	6	82	13.7	43	0
J. Higgins	4	2	38	19.0	26	0
M. Bush	2	2	16	8.0	9	0
M. Reece	1	1	13	13.0	13	1
L. Murphy	7	1	5	5.0	5	0
D. Heyward-Bey	5	1	2	2.0	2	0
Total	39	24	278	11.6	43	2

Sacks: None. **Interceptions:** None.

Tackles (S-A-T): M. Huff 7-1-8, R. McClain 4-2-6, R. Seymour 3-3-6, T. Kelly 4-1-5, T. Branch 3-2-5, Q. Groves 3-1-4, M. Mitchell 3-0-3, N. Asomugha 2-1-3, S. Rount 2-1-3, M. Shaughnessy 2-1-3, K. Wimbley 2-0-2, L. Houston 1-0-1, T. Scott 1-0-1, S. Williams 1-0-1, D. Bryant 0-1-1.

SCORING

SCORE BY PERIODS	1	2	3	4	OT	Total
Houston Texans	14	0	10	7	-	31
Oakland Raiders	7	7	0	10	-	24

SCORING DRIVES

Team	Qtr	Time	Play Description (Extra Point) (Drive info)	HOU	OAK
Texans	1	10:06	D. Ward 33 yd. run (N. Rackers kick) (6-90, 2:48)	7	0
Raiders	1	6:14	M. Bush 2 yd. run (S. Janikowski kick) (8-80, 3:52)		7
Texans	1	0:23	J. Dreesen 11 yd. pass from M. Schaub (N. Rackers kick) (5-37, 1:46)	14	7
Raiders	2	6:50	M. Reece 13 yd. pass from B. Gradkowski (S. Janikowski kick) (9-64, 4:47)	14	14
Texans	3	14:16	A. Foster 74 yd. run (N. Rackers kick) (2-80, 0:44)	21	14
Texans	3	2:35	N. Rackers 35 yd. Field Goal (13-73, 7:40)	24	14
Texans	4	14:54	A. Foster 10 yd. pass from M. Schaub (N. Rackers kick) (5-35, 2:20)	31	14
Raiders	4	10:56	Z. Miller 14 yd. pass from B. Gradkowski (S. Janikowski kick) (9-87, 3:58)	31	21
Raiders	4	6:13	S. Janikowski 39 yd. Field Goal (10-61, 3:43)		31

TEAM STATISTICS

	TEXANS	RAIDERS
TOTAL FIRST DOWNS	21	24
THIRD DOWN EFFICIENCY	6-13-46%	5-12-42%
FOURTH DOWN EFFICIENCY	0-0-0%	0-1-0%
TOTAL NET YARDS	441	363
NET YARDS RUSHING	249	118
NET YARDS PASSING	192	245
PASS ATTEMPTS-COMPLETIONS-HAD INTERCEPTED	29-16-0	39-24-2
KICKOFFS Number-In End Zone-Touchbacks	6-3-2	5-5-5
PUNTS Number and Average	6-42.0	5-43.0
FGs - PATs Had Blocked	0-0	0-0
Net Punting Average	41.3	39.4
TOTAL RETURN YARDAGE (Not Including Kickoffs)	52	4
PENALTIES Number and Yards	5-26	2-23
FUMBLES Number and Lost	0-0	2-1
TOUCHDOWNS	4	3
EXTRA POINTS Kicking Made-Attempts	4-4	3-3
FIELD GOALS Made-Attempts	1-2	1-1
RED ZONE EFFICIENCY	2-3-67%	3-3-100%
GOAL TO GO EFFICIENCY	0-0-0%	1-1-100%
SAFETIES	0	0
TIME OF POSSESSION	29:29	30:31

TEXANS INDIVIDUAL STATISTICS

RUSHING	ATT	YDS	AVG	LG	TD
A. Foster	17	133	7.8	74	1
D. Ward	11	78	7.1	33	1
S. Slaton	5	37	7.4	23	0
M. Schaub	3	1	0.3	2	0
Total	36	249	6.9	74	2

PASSING	ATT	CMP	YDS	SK/YD	TD	LG	IN	RT
M. Schaub	29	16	192	0/0	2	31	0	98.6
Total	29	16	192	0/0	2	31	0	98.6

PASS RECEIVING	TAR	REC	YDS	AVG	LG	TD
J. Dreesen	8	5	73	14.6	29	1
K. Walter	6	4	35	8.8	13	0
A. Foster	4	3	56	18.7	31	1
S. Slaton	2	2	8	4.0	12	0
J. Jones	3	1	12	12.0	12	0
O. Daniels	3	1	8	8.0	8	0
D. Ward	1	0	0	0.0	0	0
D. Anderson	1	0	0	0.0	0	0
Total	28	16	192	12.0	31	2

Sacks: A. Smith 2-0-12, D. Ryans 1-0-10, M. Williams 1-0-11. **Interceptions:** T. Nolan 2-34.

Tackles (S-A-T): B. Pollard 8-3-11, D. Ryans 6-5-11, Z. Diles 5-5-10, A. Smith 4-0-4, T. Nolan 3-1-4, K. Jackson 3-1-4, M. Williams 2-0-2, G. Quinn 2-0-2, X. Adibi 2-0-2, E. Mitchell 2-0-2, B. McCain 1-1-2, J. Nading 1-1-2, A. Okoye 1-0-1, D. Barber 1-0-1, A. Ogunlewe 1-0-1, S. Cody 0-1-1.

GAME 5: New York Giants 34, Houston 10

71,110 • Reliant Stadium • Houston, Texas • Oct. 10, 2010



GAME SUMMARY

The Texans fell to 3-2 with a 34-10 loss to the New York Giants in front of 71,110 fans at Reliant Stadium. Pro Bowl LB **Brian Cushing** made his 2010 regular season debut following a four-game suspension and finished with nine tackles and a tipped pass, but he could do little to slow down the Giants' aerial attack, which accounted for three touchdowns and 297 of the team's 414 net yards of offense.

Besides the Texans' problems in pass defense, the team allowed three sacks, had two turnovers, committed eight penalties and totaled only 24 net rushing yards. The run game never got on track after entering the week ranked first in the NFL with 172 rushing yards per game.

WR **Andre Johnson** returned to the field after missing the team's win at Oakland to rest his high ankle sprain. He caught a team-high five passes for 95 yards (19.0 avg.), but he didn't get his first reception until the third quarter. QB **Matt Schaub** targeted Johnson five times in the first half without a completion. Many of the balls were batted down at the line of scrimmage.

On the flip side, the Giants' receivers found holes in the secondary throughout the game. WR Hakeem Nicks caught 12 passes for 130 yards (10.8 avg.) and two touchdowns, while WR Steve Smith totaled 89 yards on six catches (14.8 avg.) and a score.

While the Texans intercepted two passes for the second week in a row, the secondary still had trouble getting stops consistently.

By the end of the first quarter, the Texans trailed 14-0. At halftime, the score was 24-3. When the Texans forced the Giants to punt on the opening series of the third quarter, it gave the team some momentum. Two plays later, though, Schaub was sacked by DE Osi Umenyiora, who forced a fumble that DE Justin Tuck recovered.

Rookie CBs **Sherrick McManis** and **Kareem Jackson** responded by intercepting QB Eli Manning on the Giants' next two drives, but Houston converted only one of those takeaways into points. With 7:06 left in the third quarter, RB **Derrick Ward** bulldozed his way into the end zone against his former team, making the score 24-10.

That was the extent of the Texans' offense. On the next three possessions, Matt Turk punted twice and RB **Arian Foster** was stopped on fourth down with 2:48 remaining in the contest.

GIANTS INDIVIDUAL STATISTICS

RUSHING	ATT	YDS	AVG	LG	TD
A. Bradshaw	16	67	4.2	23	0
B. Jacobs	10	41	4.1	14	1
E. Manning	6	9	1.5	8	0
Total	32	117	3.7	23	1

PASSING	ATT	CMP	YDS	SK/YD	TD	LG	IN	RT
E. Manning	42	27	297	0/0	3	45	2	89.1
Total	42	27	297	0/0	3	45	2	89.1

PASS RECEIVING	TAR	REC	YDS	AVG	LG	TD
H. Nicks	17	12	130	10.8	27	2
S. Smith	8	6	89	14.8	45	1
K. Boss	6	4	40	10.0	19	0
A. Bradshaw	4	3	22	7.3	9	0
T. Beckum	2	1	8	8.0	8	0
R. Barden	1	1	8	8.0	8	0
B. Pascoe	2	0	0	0.0	0	0
M. Manningham	2	0	0	0.0	0	0
Total	42	27	297	11.0	45	3

Sacks: O. Umenyiora 2-0-17; J. Tuck 1-0-8.

Interceptions: C. Webster 1-0.

Tackles (S-A-T): A. Rolle 5-1-6; T. Thomas 5-1-6; J. Tuck 4-2-6; B. Cofield 4-0-4; C. Webster 3-0-3; O. Umenyiora 2-1-3; C. Canty 2-0-2; M. Booley 1-1-2; A. Ross 1-1-2; J. Goff 1-0-1; R. Bernard 1-0-1; D. Grant 1-0-1; K. Phillips 1-0-1; C. Sintim 0-1-1; L. Joseph 0-1-1.

SCORING

SCORE BY PERIODS	1	2	3	4	OT	Total
New York Giants	14	10	3	7	-	34
Houston Texans	0	3	7	0	-	10

SCORING DRIVES

Team	Qtr	Time	Play Description (Extra Point) (Drive info)	NYG	HOU
Giants	1	5:19	H. Nicks 6 yd. pass from E. Manning (L. Tynes kick) (8-85, 4:32)	7	0
Giants	1	2:04	B. Jacobs 1 yd. run (L. Tynes kick) (4-40, 1:59)	14	0
Giants	2	12:56	H. Nicks 12 yd. pass from E. Manning (L. Tynes kick) (6-55, 2:58)	21	0
Texans	2	8:47	N. Rackers 38 yd. Field Goal (10-35, 4:09)	21	3
Giants	2	0:02	L. Tynes 45 yd. Field Goal (12-70, 4:09)	24	3
Texans	3	7:00	D. Ward 1 yd. run (N. Rackers kick) (2-17, 0:32)	24	10
Giants	3	1:22	L. Tynes 42 yd. Field Goal (11-47, 5:38)	27	10
Giants	4	4:50	S. Smith 4 yd. pass from E. Manning (L. Tynes kick) (9-73, 5:12)	34	10

TEAM STATISTICS

	GIANTS	TEXANS
TOTAL FIRST DOWNS	26	11
THIRD DOWN EFFICIENCY	5-14-36%	2-11-18%
FOURTH DOWN EFFICIENCY	0-0-0%	0-1-0%
TOTAL NET YARDS	414	195
NET YARDS RUSHING	117	24
NET YARDS PASSING	297	171
PASS ATTEMPTS-COMPLETIONS-HAD INTERCEPTED	42-27-2	34-16-1
KICKOFFS Number-In End Zone-Touchbacks	7-2-0	3-3-0
PUNTS Number and Average	4-49.3	7-44.6
FGs - PATs Had Blocked	0-0	0-0
Net Punting Average	42.8	38.6
TOTAL RETURN YARDAGE (Not Including Kickoffs)	22	50
PENALTIES Number and Yards	9-84	8-67
FUMBLES Number and Lost	2-0	2-1
TOUCHDOWNS	4	1
EXTRA POINTS Made-Attempts	4-4	1-1
FIELD GOALS Made-Attempts	2-2	1-1
RED ZONE EFFICIENCY	4-4-100%	1-1-100%
GOAL TO GO EFFICIENCY	3-3-100%	1-1-100%
SAFETIES	0	0
TIME OF POSSESSION	38:51	21:09

TEXANS INDIVIDUAL STATISTICS

RUSHING	ATT	YDS	AVG	LG	TD
A. Foster	11	25	2.3	9	0
D. Ward	1	1	1.0	1t	1
S. Slaton	2	-1	-0.5	3	0
M. Schaub	1	-1	-1.0	-1	0
Total	15	24	1.6	9	1

PASSING	ATT	CMP	YDS	SK/YD	TD	LG	IN	RT
M. Schaub	34	16	196	3/25	0	48	1	53.1
Total	34	16	196	3/25	0	48	1	53.1

PASS RECEIVING	TAR	REC	YDS	AVG	LG	TD
A. Johnson	13	5	95	19.0	48	0
O. Daniels	5	3	45	15.0	19	0
K. Walter	5	2	24	12.0	14	0
V. Leach	2	2	18	9.0	13	0
A. Foster	4	2	2	1.0	6	0
D. Ward	1	1	12	12.0	12	0
D. Anderson	2	1	0	0.0	0	0
J. Dreessen	2	0	0	0.0	0	0
Total	34	16	196	12.3	48	0

Sacks: None.

Interceptions: S. McManis 1-1; K. Jackson 1-24.

Tackles (S-A-T): D. Ryans 8-3-11; B. Pollard 8-2-10; B. Cushing 4-5-9; T. Nolan 5-2-7; G. Quin 4-2-6; K. Jackson 5-0-5; E. Mitchell 1-4-5; Z. Diles 4-0-4; A. Okoye 2-1-3; M. Williams 2-1-3; S. Cody 1-2-3; B. McCain 2-0-2; E. Wilson 1-1-2; A. Smith 1-0-1; J. Nading 1-0-1.



GAME 6: Houston 35, Kansas City 31

70,926 • Reliant Stadium • Houston, Texas • Oct. 17, 2010

GAME SUMMARY

Despite losing MLB **DeMeco Ryans** in the first half and giving up 417 yards of offense to the Kansas City Chiefs, the Texans were able to overcome a 10-point deficit in the fourth quarter for a 35-31 win.

Behind clutch efforts by QB **Matt Schaub**, WR **Andre Johnson** and a host of other players, the Texans scored 21 points in the final 12:06. Johnson's 11-yard touchdown grab in the back of the end zone with 28 seconds remaining proved to be the deciding score.

Playing with only three linebackers for the entire second half, the Texans had trouble matching up against the Chiefs' rushing attack, which totaled 228 yards and a score. The defense also allowed a 42-yard passing touchdown to WR Dwayne Bowe.

Schaub and Johnson connected five times for 87 yards and a score in the second half, while RB **Arian Foster** scored twice in the fourth quarter. Schaub finished with 305 yards on 25-of-33 passing with two touchdowns and no interceptions.

The Texans traded touchdowns with the Chiefs to begin the game before Bowe pulled in a 17-yard scoring pass from QB Matt Cassel with 13 seconds before halftime.

The Chiefs controlled the ball for nearly 18 minutes in the first half and outgained Houston by 78 yards. Midway through the third quarter, Bowe broke several tackles in the secondary for his long touchdown reception to give Kansas City a 21-7 lead.

Texans RB **Derrick Ward** cut the lead in half with a 38-yard touchdown run off the left tackle. CB **Brice McCain** broke up a third-down pass on the next series to force a 24-yard field goal.

Foster scored his first touchdown to cut the Texans' deficit to 24-21 with 12:10 on the game clock. But the Chiefs responded with a nine-play, 70-yard drive that RB Thomas Jones capped with an 11-yard touchdown run.

Foster's second score set up the most crucial series of the game for the Texans' defense. With 2:36 left to play, the Texans forced an incompletion on third-and-two from the Kansas City 41. The ensuing punt led to the Texans' game-winning 80-yard drive.

On the last play of the game, Texans DT **Amobi Okoye** sacked Cassel to prevent a Hail Mary pass as time expired.

CHIEFS INDIVIDUAL STATISTICS

RUSHING	ATT	YDS	AVG	LG	TD
T.Jones	19	100	5.3	19	1
J.Charles	16	93	5.8	16	0
D.McCluster	2	27	13.5	20	0
M.Cassel	1	8	8.0	8	0
Total	38	228	6.0	20	1

PASSING	ATT	CMP	YDS	SK/YD	TD	LG	IN	RT
M.Cassel	29	20	201	1/12	3	42t	0	122.9
Total	29	20	201	1/12	3	42t	0	122.9

PASS RECEIVING	TAR	REC	YDS	AVG	LG	TD
Bowe	9	6	108	18.0	42t	2
J.Charles	4	4	24	6.0	23	0
D.McCluster	4	3	13	4.3	6	0
T.Moeaki	3	2	21	10.5	11	0
L.Pope	1	1	12	12.0	12	0
T.Jones	2	1	10	10.0	10	0
J.O'Connell	1	1	7	7.0	7	0
M.Cox	1	1	4	4.0	4	0
M.Vrabel	1	1	2	2.0	2t	1
Total	29	20	201	10.1	42t	3

Sacks: R. Edwards 1-0-10; W. Gilberry 1-0-6. **Interceptions:** None.
Tackles (S-A-T): D. Johnson 6-3-9; J. Belcher 3-4-7; B. Carr 6-0-6; B. Flowers 5-1-6; G. Dorsey 4-1-5; E. Berry 3-2-5; D. Washington 2-3-5; J. McGraw 3-1-4; J. Arenas 3-0-3; D. Williams 2-0-2; R. Edwards 1-1-2; W. Gilberry 1-0-1; M. Vrabel 1-0-1; A. Studebaker 1-0-1; S. Smith 0-1-1; A. Torivio 0-1-1.

SCORING

SCORE BY PERIODS	1	2	3	4	OT	Total
Kansas City Chiefs	7	7	10	7	-	31
Houston Texans	0	7	7	21	-	35

SCORING DRIVES

Team	Qtr	Time	Play Description (Extra Point) (Drive info)	KC	HOU
Chiefs	1	6:23	M.Vrabel 2 yd. pass from M.Cassel (R.Succop kick) (15-74, 8:37)	7	0
Texans	2	6:45	J.Dreessen 5 yd. pass from M.Schaub (N.Rackers kick) (9-74, 4:37)	7	7
Chiefs	2	0:13	D.Bowe 17 yd. pass from M.Cassel (R.Succop kick) (7-63, 2:00)	14	7
Chiefs	3	8:19	D.Bowe 42 yd. pass from M.Cassel (R.Succop kick) (9-77, 4:53)	21	7
Texans	3	7:02	D.Ward 38 yd. run (N.Rackers kick) (3-66, 1:17)	21	14
Chiefs	3	2:58	R.Succop 24 yd. Field Goal (9-66, 4:04)	24	14
Texans	4	12:06	A.Foster 2 yd. run (N.Rackers kick) (11-46, 5:52)	24	21
Chiefs	4	7:05	T.Jones 11 yd. run (R.Succop kick) (9-70, 5:01)	31	21
Texans	4	3:30	A.Foster 1 yd. run (N.Rackers kick) (8-86, 3:35)	31	28
Texans	4	0:28	A.Johnson 11 yd. pass from M.Schaub (N.Rackers kick) (9-80, 1:54)	31	35

TEAM STATISTICS

	CHIEFS	TEXANS
TOTAL FIRST DOWNS	25	23
THIRD DOWN EFFICIENCY	9-16-56%	5-10-50%
FOURTH DOWN EFFICIENCY	1-1-100%	1-1-100%
TOTAL NET YARDS	417	421
NET YARDS RUSHING	228	132
NET YARDS PASSING	189	289
PASS ATTEMPTS-COMPLETIONS-HAD INTERCEPTED	29-20-0	33-25-0
KICKOFFS Number-In End Zone-Touchbacks	6-3-1	6-1-0
PUNTS Number and Average	4-50.5	4-47.8
FGs - PATS Had Blocked	0-0	0-0
Net Punting Average	40.5	40.8
TOTAL RETURN YARDAGE (Not Including Kickoffs)	28	0
PENALTIES Number and Yards	5-35	5-53
FUMBLES Number and Lost	0-0	0-0
TOUCHDOWNS	4	5
EXTRA POINTS Made-Attempts	4-4	5-5
FIELD GOALS Made-Attempts	1-1	0-0
RED ZONE EFFICIENCY	3-4-75%	4-4-100%
GOAL TO GO EFFICIENCY	0-1-0%	3-3-100%
SAFETIES	0	0
TIME OF POSSESSION	33:28	26:32

TEXANS INDIVIDUAL STATISTICS

RUSHING	ATT	YDS	AVG	LG	TD
A.Foster	18	71	3.9	21	2
D.Ward	3	58	19.3	38t	1
M.Schaub	1	3	3.0	3	0
Total	22	132	6.0	38t	3

PASSING	ATT	CMP	YDS	SK/YD	TD	LG	IN	RT
M.Schaub	33	25	305	2/16	2	44	0	123.9
Total	33	25	305	2/16	2	44	0	123.9

PASS RECEIVING	TAR	REC	YDS	AVG	LG	TD
A.Johnson	13	8	138	17.3	44	1
A.Foster	6	6	26	4.3	10	0
O.Daniels	7	5	79	15.8	27	0
J.Jones	4	4	45	11.3	17	0
D.Ward	1	1	12	12.0	12	0
J.Dreessen	1	1	5	5.0	5t	1
Total	32	25	305	12.2	44	2

Sacks: A. Okoye, 1-12.

Interceptions: None.

Tackles (S-A-T): E. Wilson 7-3-10; S. Cody 5-4-9; B. Cushing 7-1-8; K. Jackson 3-4-7; D. Ryans 2-5-7; D. Nixon 6-0-6; B. Pollard 5-1-6; A. Okoye 2-4-6; T. Nolan 4-0-4; M. Williams 3-0-3; A. Smith 2-1-3; G. Quin 2-1-3; Z. Diles 2-1-3; E. Mitchell 1-2-3; F. Okam 1-0-1; A. Ogunleye 0-1-1.

GAME 7: Indianapolis 30, Houston 17

66,363 • Lucas Oil Stadium • Indianapolis, Ind. • Nov. 1, 2010



GAME SUMMARY

Houston fell behind early and had to air it out, playing to the strength of DE Dwight Freeney and the Colts, who put relentless pressure on Texans QB **Matt Schaub** to key a 30-17 Colts victory at Lucas Oil Stadium on Monday Night Football.

The Texans went 0-for-6 on third down in the first half to dig themselves into a 17-3 hole from which there was no climbing out.

Schaub was sacked three times, twice by Freeney, and finished 22-of-38 passing for 201 yards. He threw one touchdown to **Andre Johnson** and had a interception returned by Kelvin Hayden 25 yards in the second quarter for a Colts touchdown.

Texans RB **Arian Foster** finished with 102 rushing yards and a touchdown on 15 carries (6.2 average) and had 65 receiving yards on nine catches. Johnson led the Texans with seven catches for 106 yards before leaving the game late in the fourth quarter.

QB Peyton Manning threw a two-yard touchdown pass to TE Jacob Tamme to cap a seven-play, 78-yard scoring drive on the Colts' first possession. Schaub was picked off by Hayden, who scored on the play, two series later to build 14-0 lead.

Foster got the Texans going on the ensuing drive with a 33-yard run past midfield. On third-and-five from the Colts' 28-yard line, LB Clint Session came unblocked up the middle to sack Schaub for a seven-yard loss. The Texans settled for a 53-yard field goal by **Neil Rackers** to make the score 14-3.

The Colts led 17-3 at halftime after Adam Vinatieri made a 48-yard field goal late in the second quarter.

Indianapolis received to start the second half and pushed the score to 24-3 within four minutes after Manning hit Reggie Wayne for a 15-yard touchdown.

Facing their biggest deficit, the Texans finally got into a rhythm on offense. Schaub led two consecutive touchdown drives, one ending with a 28-yard pass to Johnson and the other with a six-yard run by Foster.

The Colts responded to both touchdowns with field goals. Vinatieri converted from 23 yards out after the Texans stuffed the Colts on two running plays from inside the two-yard line, and he hit from 36 yards after a drive stalled at the Texans' 18.

COLTS INDIVIDUAL STATISTICS

RUSHING	ATT	YDS	AVG	LG	TD
M.Hart	12	84	7.0	35	0
D.Brown	9	16	1.8	5	0
J.James	3	4	1.3	7	0
P.Manning	4	3	0.8	6	0
Total	28	107	3.8	35	0

PASSING	ATT	CMP	YDS	SK/YD	TD	LG	IN	RT
P.Manning	45	26	268	1/9	2	34	0	89.9
Total	45	26	268	1/9	2	34	0	89.9

PASS RECEIVING	TAR	REC	YDS	AVG	LG	TD
P.Garcon	11	7	78	11.1	18	0
J.Tamme	9	6	64	10.7	26	1
A.Gonzalez	6	4	55	13.8	34	0
R.Wayne	12	4	39	9.8	15t	1
M.Hart	3	3	19	6.3	10	0
D.Brown	2	2	13	6.5	10	0
B.Eldridge	1	0	0	0.0	0	0
G.Robinson	1	0	0	0.0	0	0
Total	45	26	268	10.3	34	2

Sacks: D. Freeney 2-11; C. Session 1-7.

Interceptions: K. Hayden 1-25.

Tackles (S-A-T): G. Brackett 7-2-9; C. Session 8-0-8; A. Francisco 6-2-8; J. Tryon 5-1-6; K. Hayden 4-1-5; A. Bethea 3-1-4; P. Angerer 2-2-4; R. Mathis 3-0-3; D. Freeney 2-0-2; J. Hughes 1-0-1; D. Townsend 1-0-1.

SCORING

SCORE BY PERIODS	1	2	3	4	OT	Total
Houston Texans	0	3	7	7	-	17
Indianapolis Colts	7	10	10	3	-	30

SCORING DRIVES

Team	Qtr	Time	Play Description (Extra Point) (Drive info)	HOU	IND
Colts	1	6:59	J.Tamme 2 yd. pass from P.Manning (A.Vinatieri kick) (7-78, 4:04)	0	7
Colts	2	14:44	K.Hayden 25 yd. interception return (A.Vinatieri kick)	0	14
Texans	2	12:00	N.Rackers 53 yd. Field Goal (5-31, 2:44)	3	14
Colts	2	0:53	A.Vinatieri 48 yd. Field Goal (13-36, 4:59)	3	17
Colts	3	11:30	R.Wayne 15 yd. pass from P.Manning (A.Vinatieri kick) (10-70, 3:30)	3	24
Texans	3	7:40	A.Johnson 28 yd. pass from M.Schaub (N.Rackers kick) (7-59, 3:50)	10	24
Colts	3	1:18	A.Vinatieri 23 yd. Field Goal (12-64, 6:22)	10	27
Texans	4	12:22	A.Foster 6 yd. run (N.Rackers kick) (10-86, 3:56)	17	27
Colts	4	7:23	A.Vinatieri 36 yd. Field Goal (10-58, 4:59)	17	30

TEAM STATISTICS

	TEXANS	COLTS
TOTAL FIRST DOWNS	19	24
THIRD DOWN EFFICIENCY	3-11-27%	7-15-47%
FOURTH DOWN EFFICIENCY	0-1-0%	1-1-100%
TOTAL NET YARDS	291	366
NET YARDS RUSHING	108	107
NET YARDS PASSING	183	259
PASS ATTEMPTS-COMPLETIONS-HAD INTERCEPTED	38-22-1	45-26-0
KICKOFFS Number-In End Zone-Touchbacks	4-1-0	7-0-0
PUNTS Number and Average	5-44.4	4-44.5
FGs - PATs Had Blocked	0-0	0-0
Net Punting Average	36.4	37.0
TOTAL RETURN YARDAGE (Not Including Kickoffs)	10	65
PENALTIES Number and Yards	5-30	9-69
FUMBLES Number and Lost	2-1	0-0
TOUCHDOWNS	2	3
EXTRA POINTS Made-Attempts	2-2	3-3
FIELD GOALS Made-Attempts	1-1	3-3
RED ZONE EFFICIENCY	1-2-50%	2-4-50%
GOAL TO GO EFFICIENCY	1-1-100%	1-2-50%
SAFETIES	0	0
TIME OF POSSESSION	23:35	36:25

TEXANS INDIVIDUAL STATISTICS

RUSHING	ATT	YDS	AVG	LG	TD
A.Foster	15	102	6.8	33	1
D.Ward	2	5	2.5	5	0
M.Schaub	1	1	1.0	1	0
Total	18	108	6.0	33	1

PASSING	ATT	CMP	YDS	SK/YD	TD	LG	IN	RT
M.Schaub	38	22	201	3/18	1	28	1	70.2
Total	38	22	201	3/18	1	28	1	70.2

PASS RECEIVING	TAR	REC	YDS	AVG	LG	TD
A.Foster	9	9	65	7.2	14	0
A.Johnson	10	7	106	15.1	28t	1
D.Ward	3	2	9	4.5	6	0
J.Jones	5	2	6	3.0	5	0
O.Daniels	3	1	8	8.0	8	0
V.Leach	1	1	7	7.0	7	0
K.Walter	5	0	0	0.0	0	0
J.Dreessen	1	0	0	0.0	0	0
Total	37	22	201	9.1	28t	1

Sacks: M. Anderson, 1-9.

Interceptions: None.

Tackles (S-A-T): Z. Diles 10-1-11; B. Pollard 6-2-8; G. Quin 5-2-7; K. Jackson 5-1-6; B. McCain 4-1-5; B. Cushing 2-3-5; E. Wilson 4-0-4; M. Anderson 3-1-4; A. Smith 3-1-4; A. Okoye 3-1-4; S. Cody 1-2-3; M. Williams 1-0-1; K. Bentley 1-0-1; D. Lewis 1-0-1.



GAME 8: San Diego 29, Houston 23

70,886 • Reliant Stadium • Houston, Texas • Nov. 7, 2010

GAME SUMMARY

On Houston's final offensive play, QB **Matt Schaub**'s pass ricocheted off WR **Andre Johnson**'s knee and into the hands of S Paul Oliver at the Chargers' nine-yard line. With only 1:19 on the game clock, San Diego knelt down three times to hand Houston its second consecutive loss, 29-23 at Reliant Stadium.

In the first half alone, RB **Arian Foster** totaled 99 yards on 18 carries (5.5 avg.) with two touchdowns. His pace tapered off in the second half, yet he still finished with 197 yards from scrimmage.

QB Philip Rivers completed 17-of-23 passes for 295 yards with four touchdowns and one interception. He found rookie WR Seyi Ajirotutu four times for 111 yards, including twice for scores. TE Randy McMichael also caught a pair of touchdowns.

The lapses in pass defense aside, Houston could not have begun the game any better. On the opening possession, LB **Stanford Keglar** deflected Mike Scifres' punt, which traveled only one yard in the air. On the next snap, Foster sprinted off the left tackle and was barely touched on an eight-yard touchdown.

After the Chargers bounced back with two touchdown drives in the first quarter, Foster scored again with 10:27 left in the first half on a two-yard run off the left tackle.

With the Texans leading 17-14 late in the first half, Foster appeared to have his third touchdown when he made a three-yard catch falling into the end zone, but the play was overruled when officials determined that he didn't have complete possession. **Neil Rackers** kicked a 21-yard field goal on the next play.

The Texans missed another red zone touchdown chance on the opening series of the third quarter, when RB **Derrick Ward** was stuffed on third-and-two from the five-yard line. Rackers' 25-yard field goal extended Houston's lead to 23-14.

From there, San Diego controlled the tempo and limited the Texans' run game to five yards on six carries. Rivers led the Chargers on scoring drives of 74 and 65 yards, respectively.

The Texans still had a chance to win late in the contest. Schaub completed four of his six pass attempts for 58 yards on the potential game-winning drive before his attempt to Johnson was picked off.

CHARGERS INDIVIDUAL STATISTICS

RUSHING	ATT	YDS	AVG	LG	TD
R.Mathews	9	42	4.7	11	0
M.Tolbert	8	32	4.0	9	0
J.Hester	4	7	1.8	3	0
D.Sproules	1	3	3.0	3	0
P.Rivers	4	-7	-1.8	-1	0
Total	26	77	3.0	11	0

PASSING	ATT	CMP	YDS	SK/YD	TD	LG	IN	RT
P.Rivers	23	17	295	1/5	4	55t	1	137.2
Total	23	17	295	1/5	4	55t	1	137.2

PASS RECEIVING	TAR	REC	YDS	AVG	LG	TD
S.Ajirotutu	5	4	111	27.8	55t	2
P.Crayton	4	3	70	23.3	47	0
J.Hester	4	3	28	9.3	15	0
R.McMichael	2	2	23	11.5	12t	2
R.Mathews	2	2	18	9.0	13	0
K.Wilson	1	1	37	37.0	37	0
D.Sproules	2	1	6	6.0	6	0
M.Tolbert	1	1	2	2.0	2	0
G.Banks	2	0	0	0.0	0	0
Total	23	17	295	17.4	55t	4

Sacks: A. Garay 1-3, D. Strickland 1-12. **Interceptions:** P. Oliver 1-15.
Tackles (S-A-T): E. Weddle 7-1-8, A. Cason 7-1-8, Q. Jammer 6-1-7, K. Burnett 5-2-7, P. Oliver 5-2-7, A. Garay 5-0-5, D. Strickland 4-0-4, T. Carter 3-0-3, J. Cesare 3-0-3, A. Applewhite 3-0-3, S. Cooper 1-2-3, S. Phillips 2-0-2, L. Castillo 2-0-2, T. Johnson 1-1-2, S. Gregory 0-2-2, A. Barnes 1-0-1, V. Martin 0-1-1, O. Nwagbue 0-1-1, L. English 0-1-1.

SCORING

SCORE BY PERIODS	1	2	3	4	OT	Total
San Diego Chargers	14	0	7	8	-	29
Houston Texans	10	10	3	0	-	23

SCORING DRIVES

Team	Qtr	Time	Play Description (Extra Point) (Drive info)	SD	HOU
Texans	1	13:06	A.Foster 8 yd. run (N.Rackers kick) (1-8, 0:04)	0	7
Charger	1	9:28	S.Ajirotutu 55 yd. pass from P.Rivers (K.Brown kick) (6-78, 3:38)	7	7
Texans	1	4:47	N.Rackers 27 yd. Field Goal (10-64, 4:41)	7	10
Charger	1	1:08	R.McMichael 11 yd. pass from P.Rivers (K.Brown kick) (6-80, 3:39)	14	10
Texans	2	10:23	A.Foster 2 yd. run (N.Rackers kick) (8-44, 3:49)	14	17
Texans	2	0:22	N.Rackers 21 yd. Field Goal (12-87, 6:16)	14	20
Texans	3	8:55	N.Rackers 25 yd. Field Goal (11-66, 6:05)	14	23
Charger	3	5:48	R.McMichael 12 yd. pass from P.Rivers (K.Brown kick) (7-74, 3:07)	21	23
Charger	4	5:17	S.Ajirotutu 28 yd. pass from P.Rivers (M.Tolbert run) (7-65, 4:14)	29	23

TEAM STATISTICS

	CHARGERS	TEXANS
TOTAL FIRST DOWNS	18	25
THIRD DOWN EFFICIENCY	4-9-44%	6-13-46%
FOURTH DOWN EFFICIENCY	0-0-0%	0-2-0%
TOTAL NET YARDS	367	392
NET YARDS RUSHING	77	140
NET YARDS PASSING	290	252
PASS ATTEMPTS-COMPLETIONS-HAD INTERCEPTED	23-17-1	32-21-1
KICKOFFS Number-In End Zone-Touchbacks	5-1-0	6-5-1
PUNTS Number and Average	3-28.7	2-35.0
FGs - PATs Had Blocked	0-0	0-0
Net Punting Average	27.0	35.0
TOTAL RETURN YARDAGE (Not Including Kickoffs)	15	5
PENALTIES Number and Yards	6-62	4-31
FUMBLES Number and Lost	1-1	1-0
TOUCHDOWNS	4	2
EXTRA POINTS Made-Attempts	4-4	2-2
FIELD GOALS Made-Attempts	0-0	3-3
RED ZONE EFFICIENCY	2-2-100%	2-6-33%
GOAL TO GO EFFICIENCY	0-0-0%	2-3-67%
SAFETIES	0	0
POSSESSION	26:11	33:49

TEXANS INDIVIDUAL STATISTICS

RUSHING	ATT	YDS	AVG	LG	TD
A.Foster	27	127	4.7	15	2
D.Ward	5	12	2.4	6	0
M.Schaub	2	1	0.5	1	0
Total	34	140	4.1	15	2

PASSING	ATT	CMP	YDS	SK/YD	TD	LG	IN	RT
M.Schaub	32	21	267	2/15	0	33	1	78.5
Total	32	21	267	2/15	0	33	1	78.5

PASS RECEIVING	TAR	REC	YDS	AVG	LG	TD
J.Dressen	8	5	67	13.4	24	0
A.Foster	6	4	70	17.5	33	0
J.Casey	6	4	48	12.0	33	0
A.Johnson	7	4	41	10.3	17	0
J.Jones	5	4	41	10.3	17	0
Total	32	21	267	12.7	33	0

Sacks: A. Smith 0.5-2.5, M. Williams 0.5-2.5.
Interceptions: K. Jackson 1-0.
Tackles (S-A-T): B. Pollard 8-1-9, Z. Diles 3-5-8, K. Jackson 5-1-6, A. Smith 4-1-5, E. Wilson 3-2-5, B. Cushing 2-3-5, K. Bentley 2-3-5, G. Quinn 2-0-2, M. Williams 1-1-2, S. Cody 1-0-1, M. Anderson 1-0-1, A. Okoye 1-0-1, T. Jamison 0-1-1, D. Lewis 0-1-1.



GAME 9: Jacksonville 31, Houston 24

62,340 • EverBank Field • Jacksonville, Fla. • Nov. 14, 2010

GAME SUMMARY

With three seconds remaining in a tied game, Jaguars QB David Garrard heaved a Hail Mary pass to the left side of the end zone. Texans CB **Glover Quin** jumped up and batted the ball out of the end zone, but it went directly into WR Mike Thomas' hands at the half-yard line. Thomas stepped across the goal line to give the Jaguars a stunning 31-24 victory.

Minutes earlier, the Texans had a chance for a game-winning drive of their own. Jaguars K Josh Scobee missed a 43-yard field goal with 1:39 left to play and the score tied at 24.

The Texans were out of timeouts, but they got to the Jacksonville 40-yard line with 22 seconds left. But the drive ended when TE **Joel Dreessen** fumbled after an eight-yard catch on third-and-15 from the 45. The Jaguars recovered at their own 34-yard line with eight seconds left on the clock. After the fumble, Garrard threw a quick 11-yard pass to TE Mercedes Lewis to the Jacksonville 45-yard line. Texans DE **Antonio Smith** was called offsides on the next play, moving the ball to midfield with three seconds remaining, setting the stage for the Hail Mary.

The Texans put up 395 yards of offense in the game, but the defense allowed 491 yards to an offense that was ranked 23rd in the league. The Jaguars more than doubled the Texans' rushing total, outgaining them 165-81, and controlled the ball for 35:23.

Jacksonville led 17-3 at halftime behind two rushing touchdowns from RB Maurice Jones-Drew.

The Texans rallied with 14 unanswered points in the third quarter, when they outgained the Jaguars 170-78. RB **Arian Foster** scored on a one-yard run on the opening drive of the second half, and **Andre Johnson** caught a nine-yard touchdown pass on the Texans' next possession. Johnson had nine catches for 146 yards, his third 100-yard game in four weeks.

After Scobee missed a 39-yard field goal at the beginning of the fourth quarter, TE Zach Miller caught a 52-yard touchdown to put the Jaguars up 24-17 with 6:57 remaining.

The Texans answered with a six-play, 80-yard drive that ended with an 18-yard touchdown catch by **Kevin Walter**.

JAGUARS INDIVIDUAL STATISTICS

RUSHING	ATT	YDS	AVG	LG	TD
M.Jones-Drew	24	100	4.2	15	2
D.Garrard	7	35	5.0	14	0
M.Thomas	2	18	9.0	20	0
R.Jennings	1	8	8.0	8	0
G.Jones	2	4	2.0	3	0
Total	36	165	4.6	20	2

PASSING	ATT	CMP	YDS	SK/YD	TD	LG	IN	RT
D.Garrard	31	24	342	2/16	2	52t	0	134.1
Total	31	24	342	2/16	2	52t	0	134.1

PASS RECEIVING	TAR	REC	YDS	AVG	LG	TD
M.Thomas	9	8	149	18.6	50t	1
M.Lewis	6	5	53	10.6	18	0
Z.Miller	5	4	79	19.8	52t	1
M.Sims-Walker	4	3	26	8.7	11	0
M.Jones-Drew	3	2	23	11.5	14	0
G.Jones	2	2	12	6.0	7	0
K.Osgood	1	0	0	0.0	0	0
T.Udenwood	1	0	0	0.0	0	0
Total	31	24	342	14.3	52t	2

Sacks: None. Interceptions: None.

Tackles (S-A-T): C. Greene 7-0-7, J. Mincey 5-0-5, W. Middleton 4-0-4, S. Considine 3-0-3, J. Durant 3-0-3, Da. Smith 3-0-3, D. Cox 3-0-3, R. Mathis 2-0-2, K. Morrison 2-0-2, T. Knighton 2-0-2, D. Carey 1-0-1, D. Harvey 1-0-1, T. Alualu 1-0-1, L. Hart 1-0-1.

SCORING

SCORE BY PERIODS	1	2	3	4	OT	Total
Houston Texans	3	0	14	7	-	24
Jacksonville Jaguars	3	14	0	14	-	31

SCORING DRIVES

Team	Qtr	Time	Play Description (Extra Point) (Drive info)	HOU	JAX
Jaguars 1	8:59	J.Scobee 38 yd. Field Goal (12-52, 6:01)		0	3
Texans 1	4:31	N.Rackers 24 yd. Field Goal (10-69, 4:28)		3	3
Jaguars 2	5:32	M.Jones-Drew 3 yd. run (J.Scobee kick) (9-52, 5:01)		3	10
Jaguars 2	0:38	M.Jones-Drew 9 yd. run (J.Scobee kick) (6-55, 1:13)		3	17
Texans 3	11:19	A.Foster 1 yd. run (N.Rackers kick) (6-80, 3:41)		10	17
Texans 3	5:10	A.Johnson 9 yd. pass from M.Schaub (N.Rackers kick) (8-80, 3:30)		17	17
Jaguars 4	6:57	Z.Miller 52 yd. pass from D.Garrard (J.Scobee kick) (10-87, 5:53)		17	24
Texans 4	4:19	K.Walter 18 yd. pass from M.Schaub (N.Rackers kick) (5-80, 2:38)		24	24
Jaguars 4	0:00	M.Thomas 50 yd. pass from D.Garrard (J.Scobee kick) (2-66, 0:08)		24	31

TEAM STATISTICS

	TEXANS	JAGUARS
TOTAL FIRST DOWNS	20	29
THIRD DOWN EFFICIENCY	4-10-40%	4-11-36%
FOURTH DOWN EFFICIENCY	0-0-0%	1-1-100%
TOTAL NET YARDS	395	491
NET YARDS RUSHING	81	165
NET YARDS PASSING	314	326
PASS ATTEMPTS-COMPLETIONS-HAD INTERCEPTED	32-22-0	31-24-0
KICKOFFS Number-In End Zone-Touchbacks	5-3-1	5-4-3
PUNTS Number and Average	4-37.5	3-43.7
FGs - PATs Had Blocked	0-0	0-0
Net Punting Average	37.3	37.0
TOTAL RETURN YARDAGE (Not Including Kickoffs)	0	1
PENALTIES Number and Yards	8-49	8-62
FUMBLES Number and Lost	2-1	1-0
TOUCHDOWNS	3	4
EXTRA POINTS Made-Attempts	3-3	4-4
FIELD GOALS Made-Attempts	1-1	1-3
RED ZONE EFFICIENCY	3-4-75%	2-4-50%
GOAL TO GO EFFICIENCY	2-3-67%	2-2-100%
SAFETIES	0	0
TIME OF POSSESSION	24:37	35:23

TEXANS INDIVIDUAL STATISTICS

RUSHING	ATT	YDS	AVG	LG	TD
A.Foster	15	56	3.7	14	1
M.Schaub	3	14	4.7	8	0
D.Ward	3	11	3.7	6	0
Total	21	81	3.9	14	1

PASSING	ATT	CMP	YDS	SK/YD	TD	LG	IN	RT
M.Schaub	32	22	314	0/0	2	60	0	121.1
Total	32	22	314	0/0	2	60	0	121.1

PASS RECEIVING	TAR	REC	YDS	AVG	LG	TD
A.Johnson	11	9	146	16.2	60	1
K.Walter	6	6	90	15.0	25	1
D.Anderson	3	2	27	13.5	19	0
J.Dreessen	3	2	24	12.0	16	0
J.Casey	2	1	18	18.0	18	0
J.Jones	2	1	5	5.0	5	0
A.Foster	2	1	4	4.0	4	0
V.Leach	2	0	0	0.0	0	0
Total	31	22	314	14.3	60	2

Sacks: M. Anderson 1-0-9, A. Okoye 1-0-7.

Interceptions: None.

Tackles (S-A-T): G. Quin 13-0-13, B. Cushing 9-0-9, Z. Diles 7-1-8, K. Bentley 6-1-7, E. Wilson 5-0-5, A. Okoye 4-0-4, E. Mitchell 3-0-3, S. Cody 2-0-2, T. Nolan 2-0-2, K. Jackson 2-0-2, M. Anderson 1-0-1, B. Pollard 1-0-1, B. McCain 1-0-1, M. Williams 0-1-1.



GAME 10: New York Jets 30, Houston 27

78,843 • New Meadowlands Stadium • E. Rutherford, N.J. • Nov. 21, 2010

GAME SUMMARY

No team had experienced more last-minute drama in the previous three weeks than the Texans.

The latest example occurred at New Meadowlands Stadium, where the Texans made an improbable comeback from 16 points down in the fourth quarter against the NFL's fifth-ranked defense.

But with 10 seconds on the game clock, QB Mark Sanchez's six-yard touchdown pass to WR Santonio Holmes gave the Jets a 30-27 win in front of 78,843 fans.

The most pivotal play on the game-winning drive was WR Braylon Edwards' 42-yard catch that set up the score. Facing two deep safeties and man-to-man coverage underneath, Sanchez threaded a pass beyond CB Jason Allen and a split second before FS Eugene Wilson could reach Edwards.

Houston held a 7-3 lead early in the second quarter when RB Arian Foster scored on a two-yard touchdown run. After that, the Jets surged ahead by scoring the next 20 points on a pair of touchdown passes to Edwards and Holmes, respectively, and a 30-yard field goal by Nick Folk.

After running only seven offensive plays in the third quarter, the Texans scored 20 unanswered points in a little more than 11 minutes. After Neil Rackers booted a 38-yard field goal, SLB Brian Cushing stripped RB Shonn Greene, and the fumble was recovered by MLB Kevin Bentley. On the next play, QB Matt Schaub connected with TE Joel Dreessen for a 43-yard score.

Once Foster scored his second touchdown with 2:24 left in the game to give Houston a 24-23 lead, DE Mark Anderson pressured Sanchez into throwing an interception that Bentley returned to the New York 10. Rackers' 22-yard field goal extended the lead.

Bentley finished with a game-high eight tackles, including two for loss, as well as one quarterback hit to go with his two takeaways.

JETS INDIVIDUAL STATISTICS

RUSHING	ATT	YDS	AVG	LG	TD
S. Holmes	15	42	2.8	12	0
L. Tomlinson	12	36	3.0	8	0
M. Sanchez	2	22	11.0	12	0
T. Richardson	1	2	2.0	2	0
B. Smith	1	1	1.0	1	0
Total	31	103	3.3	12	0

PASSING	ATT	CMP	YDS	SK/YD	TD	LG	IN	RT
M. Sanchez	38	22	315	3/17	3	42	1	100.2
Total	38	22	315	3/17	3	42	1	100.2

PASS RECEIVING	TAR	REC	YDS	AVG	LG	TD
S. Holmes	12	7	126	18.0	41t	2
L. Tomlinson	9	7	71	10.1	21	0
B. Edwards	6	4	86	21.5	42	1
D. Keller	6	2	7	3.5	4	0
P. Turner	1	1	21	21.0	21	0
B. Smith	2	1	4	4.0	4	0
S. Greene	1	0	0	0.0	0	0
Total	37	22	315	14.3	42	3

Sacks: B. Thomas 1-8.

Interceptions: None.

Tackles (S-A-T): B. Pool 7-0-7, D. Harris 4-2-6, S. Ellis 4-0-4, B. Scott 4-0-4, J. Leonhard 3-1-4, B. Thomas 3-0-3, E. Smith 3-0-3, D. Revis 3-0-3, C. Pace 3-0-3, M. Devito 1-2-3, J. Taylor 1-2-3, S. Pouha 1-1-2, A. Cromartie 1-0-1.

SCORING

SCORE BY PERIODS	1	2	3	4	OT	Total
Houston Texans	0	7	0	20	-	27
New York Jets	3	10	7	10	-	30

SCORING DRIVES

Team	Qtr	Time	Play Description (Extra Point) (Drive info)	HOU	NYJ
Jets	1	11:28	N. Folk 37 yd. Field Goal (6-10, 1:47)	0	3
Texans	2	10:17	A. Foster 2 yd. run (N. Rackers kick) (11-67, 5:35)	7	3
Jets	2	5:18	B. Edwards 4 yd. pass from M. Sanchez (N. Folk kick) (10-78, 4:59)	7	10
Jets	2	0:58	N. Folk 33 yd. Field Goal (8-33, 3:15)	7	13
Jets	3	4:38	S. Holmes 41 yd. pass from M. Sanchez (N. Folk kick) (9-92, 4:06)	7	20
Jets	4	14:51	N. Folk 30 yd. Field Goal (4-10, 1:28)	7	23
Texans	4	12:21	N. Rackers 38 yd. Field Goal (7-59, 2:30)	10	23
Texans	4	9:14	J. Dreessen 43 yd. pass from M. Schaub (N. Rackers kick) (1-43, 0:09)	17	23
Texans	4	2:18	A. Foster 1 yd. run (N. Rackers kick) (7-73, 3:51)	24	23
Texans	4	0:55	N. Rackers 22 yd. Field Goal (4-6, 0:57)	27	23
Jets	4	0:10	S. Holmes 6 yd. pass from M. Sanchez (N. Folk kick) (5-72, 0:45)	27	30

TEAM STATISTICS

	TEXANS	JETS
TOTAL FIRST DOWNS	17	22
THIRD DOWN EFFICIENCY	4-12-33%	7-15-47%
FOURTH DOWN EFFICIENCY	0-0-0%	0-0-0%
TOTAL NET YARDS	343	401
NET YARDS RUSHING	97	103
NET YARDS PASSING	246	298
PASS ATTEMPTS-COMPLETIONS-HAD INTERCEPTED	33-19-0	38-22-1
KICKOFFS Number-In End Zone-Touchbacks	6-1-0	7-0-0
PUNTS Number and Average	6-40.7	4-47.5
FGs - PATs Had Blocked	0-0	0-0
Net Punting Average	34.0	45.3
TOTAL RETURN YARDAGE (Not Including Kickoffs)	27	40
PENALTIES Number and Yards	3-25	4-39
FUMBLES Number and Lost	1-1	1-1
TOUCHDOWNS	3	3
EXTRA POINTS Made-Attempts	3-3	3-3
FIELD GOALS Made-Attempts	2-2	3-4
RED ZONE EFFICIENCY	2-4-50%	2-5-40%
GOAL TO GO EFFICIENCY	2-3-67%	2-2-100%
SAFETIES	0	0
TIME OF POSSESSION	25:41	34:19

TEXANS INDIVIDUAL STATISTICS

RUSHING	ATT	YDS	AVG	LG	TD
A. Foster	22	84	3.8	19	2
J. Jones	1	10	10.0	10	0
M. Schaub	1	3	3.0	3	0
D. Ward	2	0	0.0	1	0
Total	26	97	3.7	19	2

PASSING	ATT	CMP	YDS	SK/YD	TD	LG	IN	RT
M. Schaub	33	19	254	1/8	1	43	0	92.2
Total	33	19	254	1/8	1	43	0	92.2

PASS RECEIVING	TAR	REC	YDS	AVG	LG	TD
A. Foster	7	6	59	9.8	20	0
J. Dreessen	4	4	106	26.5	43t	1
A. Johnson	9	4	32	8.0	20	0
D. Anderson	4	2	38	19.0	35	0
K. Walter	6	2	16	8.0	13	0
J. Casey	1	1	3	3.0	3	0
J. Jones	2	0	0	0.0	0	0
Total	33	19	254	13.4	43t	1

Sacks: M. Williams 2-11, D. Lewis 1-6.

Interceptions: K. Bentley 1-18.

Tackles (S-A-T): K. Bentley 6-2-8, G. Quin 6-0-6, B. Pollard 4-1-5, D. Sharpton 3-2-5, M. Williams 4-0-4, B. Cushing 4-0-4, E. Wilson 4-0-4, A. Smith 2-2-4, S. Cody 2-2-4, A. Okoye 1-3-4, K. Jackson 3-0-3, J. Allen 3-0-3, E. Mitchell 2-1-3.

GAME 11: Houston 20, Tennessee 0

70,855 • Reliant Stadium • Houston, Texas • Nov. 28, 2010



GAME SUMMARY

Houston released its frustration from a four-game losing streak on the Tennessee Titans.

In front of 70,855 fans at Reliant Stadium, the Texans manhandled their division rivals by limiting the league's eighth-ranked rushing offense to 24 yards and steamrolling the Titans' defense for 188 rushing yards.

That effort produced a 20-0 victory, the Texans' first shutout since 2004.

The biggest story coming from the game may have been the second-half brawl between WR **Andre Johnson** and CB Cortland Finnegan that ignited a few minutes of mayhem between the teams on the field. After calm was restored, Johnson and Finnegan received unsportsmanlike conduct penalties and ejections for throwing punches.

Before his departure, Johnson caught nine passes for 56 yards (6.2 avg.) and a touchdown.

Defensively, the Texans introduced a modified lineup with rookie **Darhyl Sharpton** replacing **Zac Diles** at weakside linebacker, and **Jason Allen** playing nickel CB for **Brice McCain**. Those changes contributed to a stingy effort by the defense, which had not held a team to fewer than 24 points all season.

CB **Glover Quin** led the defense with the first three interceptions of his career, and LB **Brian Cushing** totaled a team-high seven tackles, including four for a loss.

Quin never lost confidence despite recent adversity in games at Jacksonville and New York, as well as his broken right hand.

One of the top storylines entering the game was RB **Arian Foster's** matchup with RB **Chris Johnson**. Entering the week, only 36 yards separated Johnson from Foster's single-season rushing total. Foster widened that gap, outrushing Johnson 143-5.

Foster's 16-yard catch early in the second quarter set up QB **Matt Schaub's** one-yard touchdown pass to TE **Joel Dreessen** for the first points of the game.

In the second half, **Neil Rackers'** pair of field goals extended the lead to 20-0. Quin's final interception in the end zone with 1:02 left in the game sealed the shutout.

TITANS INDIVIDUAL STATISTICS

RUSHING	ATT	YDS	AVG	LG	TD
J.Ringer	4	27	6.8	17	0
C.Johnson	7	5	0.7	9	0
N.Washington	1	-8	-8.0	-8	0
Total	12	24	2.0	17	0

PASSING	ATT	CMP	YDS	SK/YD	TD	LG	IN	RT
R.Smith	31	17	138	1/0	0	23	3	26.7
Total	31	17	138	1/0	0	23	3	26.7

PASS RECEIVING	TAR	REC	YDS	AVG	LG	TD
J.Gage	6	4	50	12.5	19	0
J.Cook	9	4	40	10.0	23	0
R.Moss	5	3	23	7.7	14	0
C.Johnson	3	2	2	1.0	3	0
N.Washington	4	1	10	10.0	10	0
B.Scaife	2	1	10	10.0	10	0
J.Ringer	1	1	4	4.0	4	0
A.Hall	1	1	-1	-1.0	-1	0
Total	31	17	138	8.1	23	0

Sacks: J. Babin 1-6, W. Hayes 1-14. **Interceptions:** None.

Tackles (S-A-T): S. Tulloch 11-3-14, M. Griffin 8-3-11, C. Hope 6-3-9, A. Verner 6-2-8, M. Douglas 5-2-7, W. Witherspoon 3-3-6, W. Hayes 4-0-4, J. Babin 4-0-4, J. McCourty 4-0-4, C. Finnegan 4-0-4, G. McRath 3-1-4, S. Marks 1-2-3, J. Haye 1-1-2, T. Shaw 1-0-1, J. Ford 0-1-1.

SCORING

SCORE BY PERIODS	1	2	3	4	OT	Total
Tennessee Titans	0	0	0	0	-	0
Houston Texans	0	14	3	3	-	20

SCORING DRIVES

Team	Qtr	Time	Play Description (Extra Point) (Drive info)	TEN	HOU
Texans	2	12:47	J.Dreessen 1 yd. pass from M.Schaub (N.Rackers kick) (4-25, 2:02)	0	7
Texans	2	4:42	A.Johnson 2 yd. pass from M.Schaub (N.Rackers kick) (9-71, 5:06)	0	14
Texans	3	8:05	N.Rackers 35 yd. Field Goal (11-49, 5:24)	0	17
Texans	4	3:00	N.Rackers 33 yd. Field Goal (14-80, 8:27)	0	20

TEAM STATISTICS

	TITANS	TEXANS
TOTAL FIRST DOWNS	9	24
THIRD DOWN EFFICIENCY	3-11-27%	9-18-50%
FOURTH DOWN EFFICIENCY	0-0-0%	1-2-50%
TOTAL NET YARDS	162	346
NET YARDS RUSHING	24	188
NET YARDS PASSING	138	158
PASS ATTEMPTS-COMPLETIONS-HAD INTERCEPTED	31-17-3	35-25-0
KICKOFFS Number-In End Zone-Touchbacks	1-0-0	5-2-1
PUNTS Number and Average	7-46.9	4-49.8
FGs - PATs Had Blocked	0-0	0-0
Net Punting Average	43.6	38.5
TOTAL RETURN YARDAGE (Not Including Kickoffs)	25	35
PENALTIES Number and Yards	10-79	6-68
FUMBLES Number and Lost	0-0	1-0
TOUCHDOWNS	0	2
EXTRA POINTS Made-Attempts	0-0	2-2
FIELD GOALS Made-Attempts	0-0	2-2
RED ZONE EFFICIENCY	0-2-0%	2-4-50%
GOAL TO GO EFFICIENCY	0-1-0%	2-2-100%
SAFETIES	0	0
TIME OF POSSESSION	20:19	39:41

TEXANS INDIVIDUAL STATISTICS

RUSHING	ATT	YDS	AVG	LG	TD
A.Foster	30	143	4.8	37	0
D.Ward	7	47	6.7	17	0
M.Schaub	2	-2	-1.0	-1	0
Total	39	188	4.8	37	0

PASSING	ATT	CMP	YDS	SK/YD	TD	LG	IN	RT
M.Schaub	35	25	178	2/20	2	21	0	101.8
Total	35	25	178	2/20	2	21	0	101.8

PASS RECEIVING	TAR	REC	YDS	AVG	LG	TD
A.Foster	11	9	75	8.3	19	0
A.Johnson	11	9	56	6.2	21	1
J.Dreessen	5	3	15	5.0	9	1
J.Jones	3	2	13	6.5	9	0
K.Walter	2	1	12	12.0	12	0
V.Leach	2	1	7	7.0	7	0
J.Casey	1	0	0	0.0	0	0
Total	35	25	178	7.1	21	0

Sacks: M. Williams 1-0.

Interceptions: G. Quin 3-12.

Tackles (S-A-T): B. Cushing 6-1-7, B. Pollard 3-2-5, G. Quin 3-1-4, K. Bentley 2-2-4, K. Jackson 3-0-3, M. Williams 2-0-2, J. Allen 2-0-2, A. Smith 1-1-2, E. Wilson 1-1-2, A. Okoye 1-0-1, M. Anderson 1-0-1, T. Nolan 1-0-1, E. Mitchell 1-0-1, Z. Diles 0-1-1.



GAME 12: Philadelphia 34, Houston 24

69,144 • Lincoln Financial Field • Philadelphia, Pa. • Dec. 2, 2010

GAME SUMMARY

The Texans were focused on turning around their season and keeping pace in the AFC South, but their determination wasn't enough to overcome the exploits of sensational QB Michael Vick.

Roaring back from a 17-3 first quarter deficit, the Texans went on a 24-3 run and controlled the clock for 12:34 in the third quarter to take a 24-20 lead with less than 16 minutes left in the game.

Vick responded by rushing for a touchdown and passing for another score on consecutive drives to help give the Eagles a 34-24 victory at Lincoln Financial Field.

The turning point came on TE Brett Celek's first-down catch on third-and-19 from the Houston 24. The play initially was ruled short of a first down, but a replay review overturned the play and moved the chains. Two plays later, the Eagles made it a two-possession game on Vick's pass to FB Owen Schmitt with 4:23 to play.

A national audience watching on NFL Network witnessed a quintessential Vick performance. The athletic lefty accounted for 350 of Philadelphia's 416 net yards of offense and constantly eluded defenders in the pocket.

After allowing touchdowns on the Eagles' first two possessions, the Texans limited Philadelphia to two field goals and a punt on their next three series to keep the game within reach.

In the third quarter, RB **Arian Foster** scored twice, and WR **Andre Johnson** caught two passes for 50 total yards. Defensively, CB **Jason Allen** forced only the second interception for Vick this season when he stepped in front of a deep pass intended for WR Jeremy Maclin.

The fourth quarter was a different story. While the Eagles found the end zone twice, the Texans punted, turned the ball over on downs and then lost a fumble before the game slipped away near the two-minute warning.

Playing in his hometown, QB **Matt Schaub** finished with 337 yards on 22-of-36 passing with two touchdowns and an interception. Schaub and Johnson, who both missed portions of the game due to injury, connected nine times for 149 yards (24.8 avg.).

EAGLES INDIVIDUAL STATISTICS

RUSHING	ATT	YDS	AVG	LG	TD
M.Vick	10	48	4.8	13	1
L.McCoy	12	44	3.7	13	1
J.Harrison	3	20	6.7	14	0
C.Hall	3	3	1.0	2	0
D.Jackson	1	0	0.0	0	0
Total	29	115	4.0	14	2

PASSING	ATT	CMP	YDS	SK/YD	TD	LG	IN	RT
M.Vick	33	22	302	1/1	2	40	1	103.3
Total	33	22	302	1/1	2	40	1	103.3

PASS RECEIVING	TAR	REC	YDS	AVG	LG	TD
L.McCoy	8	8	86	10.8	40	1
J.Maclin	8	5	68	13.6	34	0
B.Celek	7	4	55	13.8	20	0
D.Jackson	5	3	84	28.0	33	0
O.Schmitt	1	1	5	5.0	5	1
J.Avant	3	1	4	4.0	4	0
Total	32	22	302	13.7	40	2

Sacks: N. Allen 1-7, M. Patterson 1-7.

Interceptions: T. Laws 1-13.

Tackles (S-A-T): Q. Mikell 7-0-7, D. Patterson 6-0-6, E. Sims 5-0-5, N. Allen 4-0-4, S. Bradley 4-0-4, T. Lindley 4-0-4, J. Hanson 4-0-4, M. Patterson 3-1-4, T. Cole 3-0-3, T. Laws 1-0-1, M. Fokou 1-0-1, B. Bunkley 1-0-1, A. Dixon 1-0-1, D. Te'o-Nesheim 1-0-1, B. Graham 0-1-1.

SCORING

SCORE BY PERIODS	1	2	3	4	OT	Total
Houston Texans	3	7	14	0	-	24
Philadelphia Eagles	7	13	0	14	-	34

SCORING DRIVES

Team	Qtr	Time	Play Description (Extra Point) (Drive info)	HOU	PHI
Eagles	1	7:56	L.McCoy 1 yd. pass from M.Vick (D.Akers kick) (11-88, 7:04)	0	7
Texans	1	4:55	N.Rackers 48 yd. Field Goal (7-39, 3:01)	3	7
Eagles	2	14:30	L.McCoy 4 yd. run (D.Akers kick) (11-72, 5:25)	3	14
Eagles	2	9:35	D.Akers 36 yd. Field Goal (7-51, 3:16)	3	17
Texans	2	5:38	J.Jones 8 yd. pass from M.Schaub (N.Rackers kick) (8-80, 3:57)	10	17
Eagles	2	0:21	D.Akers 22 yd. Field Goal (7-14, 0:59)	10	20
Texans	3	8:49	A.Foster 13 yd. pass from M.Schaub (N.Rackers kick) (11-79, 6:11)	17	20
Texans	3	0:50	A.Foster 3 yd. run (N.Rackers kick) (13-86, 6:23)	24	20
Eagles	4	13:04	M.Vick 2 yd. run (D.Akers kick) (6-60, 2:46)	24	27
Eagles	4	4:18	O.Schmitt 5 yd. pass from M.Vick (D.Akers kick) (8-72, 5:52)	24	34

TEAM STATISTICS

	TEXANS	EAGLES
TOTAL FIRST DOWNS	27	22
THIRD DOWN EFFICIENCY	6-10-60%	6-12-50%
FOURTH DOWN EFFICIENCY	0-1-0%	0-0-0%
TOTAL NET YARDS	431	416
NET YARDS RUSHING	108	115
NET YARDS PASSING	323	301
PASS ATTEMPTS-COMPLETIONS-HAD INTERCEPTED	36-22-1	33-22-1
KICKOFFS Number-In End Zone-Touchbacks	5-2-0	7-3-1
PUNTS Number and Average	2-36.0	3-35.7
FGs - PATs Had Blocked	0-0	0-0
Net Punting Average	36.0	36.7
TOTAL RETURN YARDAGE (Not Including Kickoffs)	-3	13
PENALTIES Number and Yards	4-25	11-85
FUMBLES Number and Lost	1-1	2-0
TOUCHDOWNS	3	4
EXTRA POINTS Made-Attempts	3-3	4-4
FIELD GOALS Made-Attempts	1-1	2-2
RED ZONE EFFICIENCY	3-3-100%	4-6-67%
GOAL TO GO EFFICIENCY	1-1-100%	3-4-75%
SAFETIES	0	0
TIME OF POSSESSION	28:11	31:49

TEXANS INDIVIDUAL STATISTICS

RUSHING	ATT	YDS	AVG	LG	TD
A.Foster	22	83	3.8	29	1
D.Ward	2	15	7.5	13	0
A.Johnson	2	10	5.0	7	0
Total	26	108	4.2	29	1

PASSING	ATT	CMP	YDS	SK/YD	TD	LG	IN	RT
M.Schaub	36	22	337	2/14	2	42	1	99.0
Total	36	22	337	2/14	2	42	1	99.0

PASS RECEIVING	TAR	REC	YDS	AVG	LG	TD
A.Johnson	9	6	149	24.8	42	0
J.Dressen	8	5	63	12.6	20	0
K.Walter	6	4	33	8.3	14	0
A.Foster	4	2	26	13.0	13	1
J.Jones	2	2	20	10.0	12	1
V.Leach	1	1	21	21.0	21	0
D.Anderson	1	1	17	17.0	17	0
J.Casey	3	1	8	8.0	8	0
Total	34	22	337	15.3	42	2

Sacks: B. Pollard 1-1.

Interceptions: J. Allen 1-0.

Tackles (S-A-T): J. Allen 9-0-9, B. Cushing 5-1-6, B. Pollard 5-0-5, G. Quin 4-0-4, K. Bentley 3-1-4, T. Jamison 3-0-3, M. Anderson 2-0-2, E. Wilson 2-0-2, M. Williams 2-0-2, K. Jackson 2-0-2, A. Okoye 2-0-2, A. Smith 1-1-2, D. Lewis 1-0-1, S. McManis 1-0-1, Z. Diles 1-0-1, T. Nolan 0-1-1.

GAME 13: Baltimore 34, Houston 28 (OT)

71,413 • Reliant Stadium • Houston, Texas • Dec. 13, 2010



GAME SUMMARY

Trailing 21-7 at halftime, the Texans gained 301 net yards in the second half and outscored the Ravens 15-0 in the fourth quarter to force overtime at 28-28. The elation was short-lived, though, as QB **Matt Schaub's** pass intended for WR **Jacoby Jones** was picked off on the Texans' first series in the extra period. CB Josh Wilson returned the interception 12 yards into the end zone to finish the game.

The Texans' chances of winning appeared grim in the first half. On the Texans' first six offensive possessions, **Matt Turk** punted four times. The other two series finished in a missed 52-yard field goal by **Neil Rackers** and an interception, Schaub's first, on a pass deflected off TE **Owen Daniels**.

Meanwhile, the Ravens scored on two touchdowns by WR Derrick Mason and a bruising rushing score by RB Willis McGahee.

Even though the Texans cut their deficit before halftime to 21-7 on WR **Andre Johnson's** 46-yard touchdown, the Ravens responded on the opening play of the second half with a 103-yard kickoff return for a touchdown by David Reed.

From that point, the Texans scored 21 unanswered points. Rackers started the outburst with 24- and 42-yard field goals that made the score 28-13 late in the third quarter.

With 11:03 left in the game, the Texans began a drive from their one-yard line. Schaub completed seven passes for 73 yards, including a 13-yard pass to Johnson on fourth-and-two and a seven-yard touchdown to Jones. The 15-play, 99-yard drive over 5:03 was the longest in team history.

After the Texans' defense forced its third punt of the second half on the next series, Schaub orchestrated one of the best drives in franchise history. Starting from the Texans' five-yard line with no timeouts and 2:42 on the game clock, he completed 9-of-10 pass attempts for 87 yards and also rushed eight yards for a first down. His five-yard touchdown pass to Johnson in the back of the end zone set up a two-point attempt with 29 seconds remaining. Schaub rifled a pass that Jones snagged for the tying score.

RAVENS INDIVIDUAL STATISTICS

RUSHING	ATT	YDS	AVG	LG	TD
R. Rice	19	54	2.8	16	0
W. McGahee	4	7	1.8	4	1
L. McClain	1	2	2.0	2	0
Total	24	63	2.6	16	1

PASSING	ATT	CMP	YDS	SK/YD	TD	LG	IN	RT
J. Flacco	33	22	235	5/45	2	26t	0	107.5
Total	33	22	235	5/45	2	26t	0	107.5

PASS RECEIVING	TAR	REC	YDS	AVG	LG	TD
R. Rice	8	8	66	8.3	18	0
D. Mason	10	6	78	13.0	26t	2
A. Boldin	8	3	41	13.7	16	0
T. Houshmandzadeh	3	2	23	11.5	14	0
L. McClain	2	2	20	10.0	17	0
E. Dickson	1	1	7	7.0	7	0
D. Stallworth	1	0	0	0.0	0	0
Total	33	22	235	10.7	26t	2

Sacks: C. Redding 1-12, T. Suggs 1-3.

Interceptions: J. Wilson 1-12, C. Carr 1-1.

Tackles (S-A-T): R. Lewis 2-7-9, J. Wilson 7-0-7, D. Landry 6-1-7, E. Reed 5-2-7, L. Webb 6-0-6, C. Carr 6-0-6, J. McClain 5-1-6, C. Redding 4-1-5, T. Suggs 4-0-4, H. Ngata 3-0-3, J. Johnson 3-0-3, T. Gooden 2-0-2, T. Cody 0-1-1.

SCORING

SCORE BY PERIODS	1	2	3	4	OT	Total
Baltimore Ravens	7	14	7	0	6	34
Houston Texans	0	7	6	15	0	28

SCORING DRIVES

Team	Qtr	Time	Play Description (Extra Point) (Drive info)	BAL	HOU
Ravens	1	3:17	W. McGahee 1 yd. run (B. Cundiff kick) (8-52, 3:55)	7	0
Ravens	2	5:23	D. Mason 9 yd. pass from J. Flacco (B. Cundiff kick) (6-44, 3:15)	14	0
Ravens	2	1:37	D. Mason 26 yd. pass from J. Flacco (B. Cundiff kick) (4-38, 0:34)	21	0
Texans	2	0:42	A. Johnson 46 yd. pass from M. Schaub (N. Rackers kick) (7-80, 0:55)	21	7
Ravens	3	14:45	D. Reed 103 yd. kickoff return (B. Cundiff kick) (0-0, 0:15)	28	7
Texans	3	7:08	N. Rackers 24 yd. Field Goal (16-70, 7:37)	28	10
Texans	3	0:36	N. Rackers 42 yd. Field Goal (10-42, 4:28)	28	13
Texans	4	6:00	J. Jones 7 yd. pass from M. Schaub (N. Rackers kick) (15-99, 5:03)	28	20
Texans	4	0:21	A. Johnson 5 yd. pass from M. Schaub (M. Schaub-J. Jones pass) (12-95, 2:21)	28	28
Ravens	5	11:55	J. Wilson 12 yd. interception return	34	28

TEAM STATISTICS

	RAVENS	TEXANS
TOTAL FIRST DOWNS	19	28
THIRD DOWN EFFICIENCY	8-15-53%	7-18-39%
FOURTH DOWN EFFICIENCY	0-0-0%	4-4-100%
TOTAL NET YARDS	253	489
NET YARDS RUSHING	63	111
NET YARDS PASSING	190	378
PASS ATTEMPTS-COMPLETIONS-HAD INTERCEPTED	33-22-0	62-31-2
KICKOFFS Number-In End Zone-Touchbacks	5-4-3	7-4-1
PUNTS Number and Average	7-45.4	4-46.5
FGs - PATs Had Blocked	0-0	0-0
Net Punting Average	43.1	40.5
TOTAL RETURN YARDAGE (Not Including Kickoffs)	37	16
PENALTIES Number and Yards	3-15	8-51
FUMBLES Number and Lost	1-0	1-0
TOUCHDOWNS	5	3
EXTRA POINTS Made-Attempts	4-4	3-3
FIELD GOALS Made-Attempts	0-0	2-3
RED ZONE EFFICIENCY	3-3-100%	2-3-67%
GOAL TO GO EFFICIENCY	1-1-100%	1-2-50%
SAFETIES	0	0
TIME OF POSSESSION	31:18	31:47

TEXANS INDIVIDUAL STATISTICS

RUSHING	ATT	YDS	AVG	LG	TD
A. Foster	20	100	5.0	16	0
M. Schaub	1	8	8.0	8	0
D. Ward	1	3	3.0	3	0
Total	22	111	5.0	16	0

PASSING	ATT	CMP	YDS	SK/YD	TD	LG	IN	RT
M. Schaub	62	31	393	2/15	3	46t	2	72.8
Total	62	31	393	2/15	3	46t	2	72.8

PASS RECEIVING	TAR	REC	YDS	AVG	LG	TD
A. Johnson	14	9	140	15.6	46t	2
O. Daniels	11	5	91	18.2	30	0
K. Walter	10	5	57	11.4	18	0
J. Jones	9	5	52	10.4	26	1
A. Foster	7	4	25	6.3	10	0
D. Anderson	4	3	28	9.3	13	0
J. Dreessen	3	0	0	0.0	0	0
V. Leach	2	0	0	0.0	0	0
Total	60	31	393	12.7	46	3

Sacks: B. Pollard 1.5-13, B. Cushing 1.5-12, D. Sharpton 1-9, M. Anderson 1-11.

Interceptions: None.

Tackles (S-A-T): K. Bentley 6-5-11, B. Cushing 6-4-10, B. Pollard 4-4-8, K. Jackson 6-1-7, D. Sharpton 3-3-6, G. Quin 3-1-4, E. Mitchell 3-1-4, D. Lewis 2-2-4, M. Anderson 2-1-3, Z. Diles 2-1-3, T. Jamison 2-1-3, S. Cody 1-1-2, T. Nolan 1-0-1, J. Allen 1-0-1, A. Smith 1-0-1, A. Okoye 0-1-1, S. McManis 0-1-1.



GAME 14: Tennessee 31, Houston 17

69,143 • LP Field • Nashville, Tenn. • Dec. 19, 2010

GAME SUMMARY

Houston trailed 24-3 at halftime and never caught up in a 31-17 loss to their AFC South rivals, the Tennessee Titans.

Texans QB **Matt Schaub** was 35-of-54 for 325 yards, but the Titans outrushed the Texans 147-30. Titans RB Chris Johnson had 130 rushing yards, while Tennessee RB **Arian Foster** to a season-low 15 yards on 11 carries. Foster injured his ankle and did not play for much of the fourth quarter.

The Titans led the entire way after scoring on the game's opening possession. QB Kerry Collins threw a three-yard touchdown pass to Nate Washington two plays after throwing a 39-yard pass to Damian Williams on fourth-and-eight from the 42-yard line.

The Texans turned the ball over on their first possession after Foster was stuffed for a four-yard loss on fourth-and-one from the 35.

On the next play, Titans WR Kenny Britt turned a near-interception into a 52-yard gain to the two-yard line. CB **Glover Quin** was primed to pick off Collins' pass before S **Troy Nolan** tipped it and the ball bounced right to Britt. Four plays later, Collins threw a one-yard touchdown pass to WR Justin Gage on fourth-and-goal.

After a 23-yard punt by Matt Turk, the Titans only had to go 44 yards to make it 21-0 with an 11-yard run by Chris Johnson. A 21-yard pass from Collins to Britt keyed the short scoring drive.

The Texans got on the scoreboard with a 37-yard field goal by **Neil Rackers** late in the second quarter. The Titans answered with a 30-yard field goal from Rob Bironas on the last play of the first half.

On the first series of the third quarter, WR **Andre Johnson** got the Texans within 24-10 with the 50th touchdown catch of his career on a 12-yard pass from Schaub.

Texans CB Jason Allen intercepted Collins at the Texans' 15-yard line on the ensuing series. But the Texans were unable to capitalize after Schaub was sacked for a nine-yard loss on third-and-three at the Titans' 33-yard line.

The Titans went up 31-10 with a seven-yard touchdown run by Javon Ringer near the end of the third quarter.

With 6:28 left in the game, the Texans made it 31-17 after a four-yard touchdown pass from Schaub to **Kevin Walter**.

TITANS INDIVIDUAL STATISTICS

RUSHING	ATT	YDS	AVG	LG	TD
C.Johnson	24	130	5.4	42	1
J.Ringer	4	19	4.8	7	1
K.Collins	2	-2	-1.0	-1	0
Total	30	147	4.9	42	2

PASSING	ATT	CMP	YDS	SK/YD	TD	LG	IN	RT
K.Collins	24	14	237	3/25	2	59	1	102.3
Total	24	14	237	3/25	2	59	1	102.3

PASS RECEIVING	TAR	REC	YDS	AVG	LG	TD
B.Britt	9	6	128	21.3	59	0
J.Cook	3	3	42	14.0	27	0
N.Washington	4	2	20	10.0	17	1
D.Williams	1	1	39	39.0	39	0
C.Johnson	2	1	7	7.0	7	0
J.Gage	2	1	1	1.0	1	1
A.Hall	1	0	0	0.0	0	0
C.Stevens	1	0	0	0.0	0	0
Total	23	14	237	16.9	59	2

Sacks: J. Babin 2-13, G. McRath 1-10, J. Jones 1-9.

Interceptions: A. Verner 1-19.

Tackles (S-A-T): A. Verner 4-6-10, S. Tullock 8-1-9, M. Griffin 7-0-7, C. Finnegan 5-2-7, J. Babin 6-0-6, C. Hope 5-1-6, J. McCourty 5-0-5, G. McRath 3-1-4, W. Witherspoon 3-1-4, J. Jones 2-1-3, M. Sheppard 2-0-2, J. Ford 1-1-2, T. Shaw 1-0-1, M. Douglas 1-0-1.

SCORING

SCORE BY PERIODS	1	2	3	4	OT	Total
Houston Texans	0	3	7	7	-	17
Tennessee Titans	21	3	7	0	-	31

SCORING DRIVES

Team	Qtr	Time	Play Description (Extra Point) (Drive info)	HOU	TEN
Titans	1	10:20	N.Washington 3 yd. pass from K.Collins (R.Bironas kick) (9-60, 4:40)	0	7
Titans	1	6:38	J.Gage 1 yd. pass from K.Collins (R.Bironas kick) (5-61, 2:13)	0	14
Titans	1	2:32	C.Johnson 11 yd. run (R.Bironas kick) (6-44, 2:01)	0	21
Texans	2	5:45	N.Rackers 37 yd. Field Goal (12-38, 5:27)	3	21
Titans	2	0:00	R.Bironas 30 yd. Field Goal (4-10, 0:47)	3	24
Texans	3	9:17	A.Johnson 12 yd. pass from M.Schaub (N.Rackers kick) (10-66, 5:43)	10	24
Titans	3	0:28	J.Ringer 7 yd. run (R.Bironas kick) (6-80, 2:46)	10	31
Texans	4	6:28	K.Walter 4 yd. pass from M.Schaub (N.Rackers kick) (13-83, 4:27)	17	31

TEAM STATISTICS

	TEXANS	TITANS
TOTAL FIRST DOWNS	26	19
THIRD DOWN EFFICIENCY	5-13-38%	3-11-27%
FOURTH DOWN EFFICIENCY	1-3-33%	2-2-100%
TOTAL NET YARDS	323	359
NET YARDS RUSHING	30	147
NET YARDS PASSING	293	212
PASS ATTEMPTS-COMPLETIONS-HAD INTERCEPTED	54-35-1	24-14-1
KICKOFFS Number-In End Zone-Touchbacks	4-0-0	5-1-1
PUNTS Number and Average	4-36.0	4-37.5
FGs - PATs Had Blocked	0-0	0-0
Net Punting Average	30.5	34.5
TOTAL RETURN YARDAGE (Not Including Kickoffs)	13	21
PENALTIES Number and Yards	9-66	12-76
FUMBLES Number and Lost	2-0	0-0
TOUCHDOWNS	2	4
EXTRA POINTS Made-Attempts	2-2	4-4
FIELD GOALS Made-Attempts	1-1	1-1
RED ZONE EFFICIENCY	2-3-67%	4-5-80%
GOAL TO GO EFFICIENCY	2-2-100%	3-3-100%
SAFETIES	0	0
TIME OF POSSESSION	32:29	27:31

TEXANS INDIVIDUAL STATISTICS

RUSHING	ATT	YDS	AVG	LG	TD
A.Foster	11	15	1.4	7	0
D.Ward	6	15	2.5	8	0
Total	17	30	1.8	8	0

PASSING	ATT	CMP	YDS	SK/YD	TD	LG	IN	RT
M.Schaub	54	35	325	4/32	2	23	1	85.8
Total	54	35	325	4/32	2	23	1	85.8

PASS RECEIVING	TAR	REC	YDS	AVG	LG	TD
K.Walter	10	7	79	11.3	18	1
J.Jones	9	7	50	7.1	11	0
A.Johnson	12	6	58	9.7	19	1
A.Foster	7	6	46	7.7	18	0
O.Daniels	7	4	45	11.3	23	0
J.Dreessen	5	4	36	9.0	14	0
D.Ward	3	1	11	11.0	11	0
D.Dickerson	1	0	0	0.0	0	0
Total	54	35	325	9.3	23	2

Sacks: A. Smith 1-10, M. Anderson 1-7, E. Mitchell 1-8.

Interceptions: J. Allen 1-1.

Tackles (S-A-T): B. Pollard 4-2-6, G. Quin 4-1-5, D. Sharpton 3-2-5, K. Jackson 4-0-4, J. Allen 4-0-4, K. Bentley 2-2-4, T. Nolan 2-2-4, A. Smith 3-0-3, M. Anderson 3-0-3, D. Lewis 3-0-3, B. Cushing 2-1-3, S. Cody 2-1-3, E. Mitchell 1-0-1, E. Wilson 1-0-1, A. Okoye 1-0-1, T. Jamison 1-0-1.

GAME 15: Denver 24, Houston 23

73,691 • INVESCO Field At Mile High • Denver, Colo. • Dec. 26, 2010



GAME SUMMARY

Houston squandered a 17-0 halftime lead in a 24-23 loss to the Broncos at INVESCO Field at Mile High.

QB **Matt Schaub's** pass was tipped at the line of scrimmage and intercepted deep in Broncos territory with 1:12 left to play. Broncos rookie QB Tim Tebow scored the go-ahead touchdown on a six-yard run with 3:02 remaining, giving Denver its first lead of the entire game.

The Broncos scored every time they got the ball in the second half, except for their final drive when they knelt out the clock. The Texans' only points of the second half came on field goals of 54 and 57 yards by **Neil Rackers**.

Schaub was 23-of-33 passing for 310 yards and a touchdown. WR **Jacoby Jones** had a career-high 115 yards starting in place of the injured **Andre Johnson**, and TE **Owen Daniels** had eight catches and a touchdown. RB **Arian Foster** rushed for 91 yards and a score and caught four passes for 44 yards.

Tebow, making his second-career start, threw for 308 yards and was 16-of-29 with a touchdown and an interception.

It looked like the Texans' defense had Tebow's number early when CB **Jason Allen** intercepted his pass in the end zone on the Broncos' first drive of the game. The Texans took a 7-0 lead late in the first quarter with Foster's three-yard touchdown, which capped a 91-yard scoring drive.

Early in the second quarter, Daniels caught a three-yard touchdown pass to make it 14-0. The Texans tacked on a 34-yard field goal by Rackers in the final minute of the first half.

The Broncos went 80 yards in four plays to open the second half, ending with a six-yard touchdown run by **Correll Buckhalter**.

The Broncos answered Rackers' 54-yard field goal with a 27-yard field goal. Rackers then made a career-long 57-yard field goal with 2:34 left in the third quarter for a 23-10 Texans lead.

On the Broncos' next drive, Tebow found Buckhalter for a 23-yard touchdown pass on third-and-14.

The Texans were unable to get past midfield on their next drive, and punted. Tebow used a combination of short passes and scrambling to lead the game-winning 12-play, 76-yard scoring drive. He finished it off by running untouched into the front left corner of the end zone for the winning score.

BRONCOS INDIVIDUAL STATISTICS						
RUSHING	ATT	YDS	AVG	LG	TD	
C.Buckhalter	11	42	3.8	10	1	
L.Ball	5	38	7.6	15	0	
T.Tebow	10	27	2.7	11	1	
K.Moreno	7	19	2.7	11	0	
Total	33	126	3.8	15	2	

PASSING	ATT	CMP	YDS	SK/YD	TD	LG	IN	RT
T.Tebow	29	16	308	1/3	1	50	1	89.4
Total	29	16	308	1/3	1	50	1	89.4

PASS RECEIVING	TAR	REC	YDS	AVG	LG	TD
B.Lloyd	9	5	111	22.2	41	0
J.Gaffney	7	4	90	22.5	50	0
C.Buckhalter	3	3	50	16.7	23t	1
E.Royal	7	2	22	11.0	13	0
K.Moreno	1	1	22	22.0	22	0
L.Ball	1	1	13	13.0	13	0
R.Quinn	1	0	0	0.0	0	0
Total	29	16	308	19.3	50	1

Sacks: None.
Interceptions: S. Thompson 1-2.
Tackles (S-A-T): B. Dawkins 8-1-9, W. Woodyard 8-1-9, R. Hill 6-0-6, Ja. Williams 4-0-4, A. Goodman 4-0-4, D. Williams 4-0-4, J. Bannan 2-0-2, K. Vickerson 2-0-2, P. Cox 2-0-2, N. Jones 1-0-1, M. Haggan 1-0-1, J. Hunter 1-0-1, R. Ayers 0-1-1.

SCORING						
SCORE BY PERIODS	1	2	3	4	OT	Total
Houston Texans	7	10	6	0	-	23
Denver Broncos	0	0	10	14	-	24

SCORING DRIVES						
Team	Qtr	Time	Play Description (Extra Point) (Drive info)	HOU	DEN	
Texans	1	2:41	A.Foster 3 yd. run (N.Rackers kick) (6-91, 3:11)	7	0	
Texans	2	11:43	O.Daniels 3 yd. pass from M.Schaub (N.Rackers kick) (6-86, 3:42)	14	0	
Texans	2	0:22	N.Rackers 34 yd. Field Goal (8-37, 3:42)	17	0	
Broncos	3	12:58	C.Buckhalter 6 yd. run (S.Hauschka kick) (4-80, 2:02)	17	7	
Texans	3	10:14	N.Rackers 54 yd. Field Goal (7-44, 2:44)	20	7	
Broncos	3	7:06	S.Hauschka 27 yd. Field Goal (7-71, 3:08)	20	10	
Texans	3	2:34	N.Rackers 57 yd. Field Goal (8-42, 4:32)	23	10	
Broncos	4	10:55	C.Buckhalter 23 yd. pass from T.Tebow (S.Hauschka kick) (12-74, 6:39)	23	17	
Broncos	4	3:02	T.Tebow 6 yd. run (S.Hauschka kick) (12-76, 4:40)	23	24	

TEAM STATISTICS				TEXANS	BRONCOS
TOTAL FIRST DOWNS				21	25
THIRD DOWN EFFICIENCY				1-8-13%	5-11-45%
FOURTH DOWN EFFICIENCY				0-0-0%	0-0-0%
TOTAL NET YARDS				401	431
NET YARDS RUSHING				91	126
NET YARDS PASSING				310	305
PASS ATTEMPTS-COMPLETIONS-HAD INTERCEPTED				33-23-1	29-16-1
KICKOFFS Number-In End Zone-Touchbacks				6-5-4	5-5-2
PUNTS Number and Average				4-42.5	4-43.5
FGs - PATs Had Blocked				0-0	0-0
Net Punting Average				37.8	35.0
TOTAL RETURN YARDAGE (Not Including Kickoffs)				14	21
PENALTIES Number and Yards				3-24	4-27
FUMBLES Number and Lost				1-0	4-0
TOUCHDOWNS				2	3
EXTRA POINTS Made-Attempts				2-2	3-3
FIELD GOALS Made-Attempts				3-3	1-1
RED ZONE EFFICIENCY				2-3-67%	3-5-60%
GOAL TO GO EFFICIENCY				2-2-100%	1-1-100%
SAFETIES				0	0
TIME OF POSSESSION				28:10	31:50

TEXANS INDIVIDUAL STATISTICS						
RUSHING	ATT	YDS	AVG	LG	TD	
A.Foster	19	91	4.8	34	1	
D.Ward	1	3	3.0	3	0	
M.Schaub	1	0	0.0	0	0	
J.Jones	1	-3	-3.0	-3	0	
Total	22	91	4.1	34	1	

PASSING	ATT	CMP	YDS	SK/YD	TD	LG	IN	RT
M.Schaub	33	23	310	0/0	1	47	1	96.8
Total	33	23	310	0/0	1	47	1	96.8

PASS RECEIVING	TAR	REC	YDS	AVG	LG	TD
O.Daniels	14	8	73	9.1	31	1
J.Jones	7	5	115	23.0	47	0
A.Foster	5	4	44	11.0	28	0
J.Dreessen	3	3	33	11.0	15	0
J.Casey	1	1	21	21.0	21	0
K.Walter	2	1	14	14.0	14	0
D.Ward	1	1	10	10.0	10	0
Total	33	23	310	13.5	47	1

Sacks: T. Jamison 1-3. **Interceptions:** J. Allen 1-0.
Tackles (S-A-T): G. Quin 8-0-8, B. Pollard 7-1-8, T. Nolan 4-2-6, D. Sharpton 4-1-5, B. Cushing 2-3-5, J. Allen 3-1-4, T. Jamison 3-0-3, D. Lewis 2-1-3, M. Anderson 2-0-2, A. Smith 1-1-2, A. Okoye 1-1-2, Z. Diles 0-2-2, K. Jackson 1-0-1, E. Mitchell 1-0-1, S. Cody 1-0-1, K. Bentley 0-1-1.



GAME 16: Houston 34, Jacksonville 17

71,023 • Reliant Stadium • Houston, Texas • Jan. 2, 2011

GAME SUMMARY

Behind the NFL's leading rusher, **Arian Foster**, the Texans ended the Jacksonville Jaguars' playoff hopes with a commanding 34-17 victory in front of an announced crowd of 71,023 at Reliant Stadium.

Entering halftime with a 20-17 lead, the Texans shut out the Jaguars in the final two quarters and forced a pair of turnovers to close out the game. It was the second-fewest points allowed all season by the defense.

The Jaguars needed a victory and an Indianapolis loss to Tennessee in order to make the playoffs. The Texans were playing for pride and more.

The Texans' game plan was clear from the opening series. Foster gained 56 yards on his first carry and scored a two-yard touchdown to cap a six-play, 90-yard drive.

Following a 26-yard field goal by **Neil Rackers**, RB **Derrick Ward** extended the Texans' lead to 17-7 with a 35-yard score off the left tackle early in the second quarter.

In the first half, the Texans ran for 162 yards on 17 carries (9.5 avg.), but the Jaguars were equally dominant with 157 yards on 23 carries (6.8 avg.).

At halftime, the Texans had to overcome the loss of LB **Zac Diles** (concussion) after starting the game without SS **Bernard Pollard** (shoulder).

The Texans forced a punt on the opening possession of the second half, and QB **Matt Schaub** capitalized with a five-yard touchdown to TE **Owen Daniels**.

Following two more Jacksonville punts, Foster broke free on a 35-yard touchdown run that gave Houston a 34-17 lead with 10:57 left in the game.

The Jaguars missed a field goal on the ensuing drive. Their next series ended when CB **Glover Quin** popped the ball loose from TE **Mercedes Lewis**. S **Troy Nolan** pounced on the fumble at the Houston 27.

With less than a minute remaining in the game, Nolan secured the season-ending victory with his third interception of the season.

JAGUARS INDIVIDUAL STATISTICS

RUSHING	ATT	YDS	AVG	LG	TD
R. Jennings	22	108	4.9	16	1
D. Karim	7	52	7.4	12	0
M. Thomas	2	20	10.0	17	0
T. Edwards	4	18	4.5	14	0
Total	35	198	5.7	17	1

PASSING	ATT	CMP	YDS	SK/YD	TD	LG	IN	RT
T. Edwards	25	12	140	2/16	1	44	1	62.1
Total	25	12	140	2/16	1	44	1	62.1

PASS RECEIVING	TAR	REC	YDS	AVG	LG	TD
R. Jennings	7	4	34	8.5	16	0
M. Lewis	7	4	26	6.5	11	1
J. Hill	4	3	68	22.7	44	0
M. Thomas	5	1	12	12.0	12	0
M. Sims-Walker	1	0	0	0.0	0	0
K. Osgood	1	0	0	0.0	0	0
Total	25	12	140	11.7	44	1

Sacks: None.

Interceptions: None.

Tackles (S-A-T): K. Morrison 4-9-13, C. Greene 6-3-9, D. Carey 7-1-8, J. Mincey 5-3-8, Da. Smith 5-2-7, D. Cox 4-3-7, R. Allen 6-0-6, R. Mathis 5-0-5, T. Alualu 2-1-3, S. Considine 1-0-1, A. Lane 1-0-1, D. Harvey 1-0-1, W. Middleton 1-0-1, T. Knighton 0-1-1, L. Douzable 0-1-1.

SCORING

SCORE BY PERIODS	1	2	3	4	OT	Total
Jacksonville Jaguars	0	17	0	0	-	17
Houston Texans	10	10	7	7	-	34

SCORING DRIVES

Team	Qtr	Time	Play Description (Extra Point) (Drive info)	JAX	HOU
Texans	1	12:25	A. Foster 2 yd. run (N. Rackers kick) (6-90, 2:35)	0	7
Texans	1	4:15	N. Rackers 26 yd. Field Goal (10-64, 5:27)	0	10
Jaguars	2	14:54	R. Jennings 3 yd. run (J. Scoobe kick) (8-67, 4:21)	7	10
Texans	2	12:53	D. Ward 35 yd. run (N. Rackers kick) (5-75, 2:01)	7	17
Jaguars	2	8:40	J. Scoobe 39 yd. Field Goal (11-49, 4:13)	10	17
Jaguars	2	1:54	M. Lewis 7 yd. pass from T. Edwards (J. Scoobe kick) (7-74, 4:36)	17	17
Texans	2	0:00	N. Rackers 3 yd. Field Goal (9-57, 1:54)	17	20
Texans	3	3:47	O. Daniels 5 yd. pass from M. Schaub (N. Rackers kick) (10-97, 5:29)	17	27
Texans	4	10:49	A. Foster 35 yd. run (N. Rackers kick) (2-76, 0:49)	17	34

TEAM STATISTICS

	JAGUARS	TEXANS
TOTAL FIRST DOWNS	23	22
THIRD DOWN EFFICIENCY	1-10-10%	5-11-45%
FOURTH DOWN EFFICIENCY	3-3-100%	0-1-0%
TOTAL NET YARDS	322	497
NET YARDS RUSHING	198	244
NET YARDS PASSING	124	253
PASS ATTEMPTS-COMPLETIONS-HAD INTERCEPTED	25-12-1	22-18-0
KICKOFFS Number-In End Zone-Touchbacks	4-0-0	6-2-1
PUNTS Number and Average	4-44.3	3-38.7
FGs - PATs Had Blocked	0-0	0-0
Net Punting Average	37.8	37.7
TOTAL RETURN YARDAGE (Not Including Kickoffs)	3	27
PENALTIES Number and Yards	2-15	5-48
FUMBLES Number and Lost	1-1	0-0
TOUCHDOWNS	2	4
EXTRA POINTS Made-Attempts	2-2	4-4
FIELD GOALS Made-Attempt	1-2	2-2
RED ZONE EFFICIENCY	2-3-67%	2-4-50%
GOAL TO GO EFFICIENCY	1-1-100%	2-2-100%
SAFETIES	0	0
TIME OF POSSESSION	30:48	29:12

TEXANS INDIVIDUAL STATISTICS

RUSHING	ATT	YDS	AVG	LG	TD
A. Foster	31	180	5.8	56	2
D. Ward	4	63	15.8	35t	1
M. Schaub	2	1	0.5	2	0
Total	37	244	6.6	56	3

PASSING	ATT	CMP	YDS	SK/YD	TD	LG	IN	RT
M. Schaub	22	18	253	0/0	1	41	0	129.7
Total	22	18	253	0/0	1	41	0	129.7

PASS RECEIVING	TAR	REC	YDS	AVG	LG	TD
J. Jones	7	5	70	14.0	32	0
O. Daniels	5	5	62	12.4	27	1
K. Walter	5	3	54	18.0	23	0
J. Dreessen	2	2	50	25.0	41	0
A. Foster	2	2	10	5.0	6	0
D. Ward	1	1	7	7.0	7	0
Total	22	18	253	14.1	41	1

Sacks: T. Nolan 1-8, A. Okoye 1-8.

Interceptions: T. Nolan 1-1.

Tackles (S-A-T): E. Wilson 6-4-10, X. Adibi 5-3-8, T. Nolan 5-1-6, K. Jackson 5-0-5, B. Cushing 4-1-5, G. Quin 4-1-5, A. Okoye 3-2-5, K. Bentley 3-2-5, M. Anderson 1-3-4, Z. Diles 3-0-3, D. Lewis 3-0-3, S. Cody 2-1-3, A. Smith 0-3-3, T. Jamison 1-0-1, E. Mitchell 0-1-1.

BEST in POWER.
Best in FUEL ECONOMY.
BEST IN TEXAS.



3.7L | 5.0L | 6.2L | ECO
BOOST™
4 NEW ENGINES

THE NEW 2011 F-150
23 MPG - BEST-IN-CLASS FUEL ECONOMY

FORD F-150 DELIVERS THE MOST TOWING AND PAYLOAD
IN ITS CLASS. FOR MOST TEXANS, THAT'S NO SURPRISE.
BUT F-150 DOES IT WHILE BURNING LESS FUEL.
NO WONDER, IT'S THE BEST-SELLING TRUCK IN TEXAS.



Official Trucks of the Houston Texans

Your Local Ford Dealers
TexasFord.com



When properly equipped. Class is Full-Size Pickups under 8,500 lbs. GVWR vs. 2010/2011 Competitors. EPA-estimated 17 city/23 hwy/19 combined mpg, 4x2. Class is Full-Size Pickups under 8,500 lbs. GVWR, non-hybrid. Best Selling Truck: Based on CY Sales 1982-2010.

HOUSTON TEXANS

TEXANS HISTORY



YEAR-BY-YEAR RESULTS



2002

Head Coach: Dom Capers

Preseason (1-4)

Day, Date	W/L	Score	Opponent	H/A/N	Attend.	Venue	Surface	Temp.	Kickoff Time	Hou. QB	Opp. QB
Mon., 8/5/02	L	17-34	New York Giants	N	22,461	Fawcett Stadium (Canton, Ohio)	Artificial	74°	8:07 p.m. ET	D. Carr	K. Collins
Sat., 8/10/02	W	13-10	New Orleans	A	67,356	Louisiana Superdome	Artificial	NA	7:07 p.m. CT	D. Carr	A. Brooks
Sat., 8/17/02	L	9-19	Kansas City	A	73,506	Arrowhead Stadium	Grass	74°	7:30 p.m. CT	D. Carr	T. Green
Sat., 8/24/02	L	3-24	Miami	H	69,432	Reliant Stadium (roof open)	Grass	90°	7:10 p.m. CT	D. Carr	J. Fiedler
Fri., 8/30/02	L	13-17	Tampa Bay	H	68,371	Reliant Stadium (roof open)	Grass	90°	7:06 p.m. CT	D. Carr	B. Johnson

Regular Season (4-12 overall; 4th AFC South; 2-6 home; 2-6 away)

Day, Date	W/L	Score	Opponent	H/A/N	Attend.	Venue	Surface	Temp.	Kickoff Time	Hou. QB	Opp. QB
Sun., 9/8/02	W	19-10	Dallas	H	69,604	Reliant Stadium (roof closed)	Grass	NA	7:36 p.m. CT	D. Carr	Q. Carter
Sun., 9/15/02	L	3-24	San Diego	A	56,098	Qualcomm Stadium	Grass	74°	1:15 p.m. PT	D. Carr	D. Brees
Sun., 9/22/02	L	3-23	Indianapolis	H	69,204	Reliant Stadium (roof open)	Grass	81°	12:01 p.m. CT	D. Carr	P. Manning
Sun., 9/29/02	L	17-35	Philadelphia	A	64,867	Veterans Stadium	NeXTurf	64°	1:02 p.m. ET	D. Carr	D. McNabb
Sun., 10/13/02	L	24-31	Buffalo	H	70,120	Reliant Stadium (roof closed)	Grass	NA	12:02 p.m. CT	D. Carr	D. Bledsoe
Sun., 10/20/02	L	17-34	Cleveland	A	73,248	Cleveland Browns Stadium	Grass	50°	4:05 p.m. ET	D. Carr	T. Couch
Sun., 10/27/02	W	21-19	Jacksonville	A	53,721	ALLTEL Stadium	Grass	78°	4:15 p.m. ET	D. Carr	M. Brunell
Sun., 11/3/02	L	3-38	Cincinnati	H	69,827	Reliant Stadium (roof closed)	Grass	NA	12:01 p.m. CT	D. Carr	J. Kitna
Sun., 11/10/02	L	10-17	Tennessee	A	68,804	The Coliseum	Grass	76°	12:03 p.m. CT	D. Carr	S. McNair
Sun., 11/17/02	L	21-24	Jacksonville	H	69,711	Reliant Stadium (roof open)	Grass	66°	12:02 p.m. CT	D. Carr	M. Brunell
Sun., 11/24/02	W	16-14	New York Giants	H	70,054	Reliant Stadium (roof open)	Grass	78°	3:15 p.m. CT	D. Carr	K. Collins
Sun., 12/1/02	L	3-19	Indianapolis	A	56,820	RCA Dome	AstroTurf	NA	4:00 p.m. ET	D. Carr	P. Manning
Sun., 12/8/02	W	24-6	Pittsburgh	A	58,551	Heinz Field	Grass	35°	1:01 p.m. ET	D. Carr	T. Maddox
Sun., 12/15/02	L	19-23	Baltimore	H	70,108	Reliant Stadium (roof open)	Grass	70°	12:02 p.m. CT	D. Carr	J. Blake
Sun., 12/22/02	L	10-26	Washington	A	70,291	FedEx Field	Grass	54°	1:02 p.m. ET	D. Carr	P. Ramsey
Sun., 12/29/02	L	3-13	Tennessee	H	70,694	Reliant Stadium (roof open)	Grass	64°	12:03 p.m. CT	D. Carr	S. McNair

2003

Head Coach: Dom Capers

Preseason (0-4)

Day, Date	W/L	Score	Opponent	H/A/N	Attend.	Venue	Surface	Temp.	Kickoff Time	Hou. QB	Opp. QB
Mon., 8/9/03	L	12-20	Denver	H	70,021	Reliant Stadium (roof closed)	Grass	NA	7:38 p.m. CT	D. Carr	J. Plummer
Fri., 8/15/03	L	6-34	Dallas	A	60,058	Texas Stadium	Artificial	95°	7:06 p.m. CT	D. Carr	Q. Carter
Sat., 8/23/03	L	17-19	San Diego	H	70,007	Reliant Stadium (roof open)	Grass	89°	7:30 p.m. CT	D. Carr	D. Brees
Thurs., 8/28/03	L	3-34	Tampa Bay	A	64,808	Raymond James Stadium	Grass	82°	8:05 p.m. ET	D. Carr	B. Johnson

Regular Season (5-11 overall; 4th AFC South; 3-5 home; 2-6 away)

Day, Date	W/L	Score	Opponent	H/A/N	Attend.	Venue	Surface	Temp.	Kickoff Time	Hou. QB	Opp. QB
Sun., 9/7/03	W	21-20	Miami	A	73,010	Pro Player Stadium	Grass	89°	1:06 p.m. ET	D. Carr	J. Fiedler
Sun., 9/14/03	L	10-31	New Orleans	A	68,390	Louisiana Superdome	Artificial	NA	12:02 p.m. CT	D. Carr	A. Brooks
Sun., 9/21/03	L	14-42	Kansas City	H	70,487	Reliant Stadium (roof closed)	Grass	NA	12:02 p.m. CT	D. Carr	T. Green
Sun., 9/28/03	W	24-20	Jacksonville	H	70,041	Reliant Stadium (roof open)	Grass	79°	12:05 p.m. CT	D. Carr	B. Leftwich
Sun., 10/12/03	L	17-38	Tennessee	A	68,809	The Coliseum	Grass	69°	12:03 p.m. CT	D. Carr	S. McNair
Sun., 10/19/03	L	14-19	New York Jets	H	70,623	Reliant Stadium (roof open)	Grass	79°	3:05 p.m. ET	D. Carr	V. Testaverde
Sun., 10/26/03	L	21-30	Indianapolis	A	56,132	RCA Dome	Artificial	NA	4:15 p.m. ET	D. Carr	P. Manning
Sun., 11/2/03	W	14-10	Carolina	H	70,052	Reliant Stadium (roof open)	Grass	81°	12:02 p.m. CT	T. Banks	J. Delhomme
Sun., 11/9/03	L	27-34	Cincinnati	A	50,437	Paul Brown Stadium	Grass	43°	1:03 p.m. ET	D. Carr	J. Kitna
Sun., 11/16/03	W	12-10	Buffalo	A	72,677	Ralph Wilson Stadium	AstroPlay	47°	1:01 p.m. ET	D. Carr	D. Bledsoe
Sun., 11/23/03	L	20-23	New England	H	70,719	Reliant Stadium (roof closed)	Grass	NA	12:02 p.m. CT	T. Banks	T. Brady
Sun., 11/30/03	W	17-13	Atlanta	H	70,388	Reliant Stadium (roof open)	Grass	70°	12:03 p.m. CT	T. Banks	D. Johnson
Sun., 12/7/03	L	0-27	Jacksonville	A	43,363	ALLTEL Stadium	Grass	56°	1:02 p.m. ET	D. Ragone	B. Leftwich
Sun., 12/14/03	L	3-16	Tampa Bay	A	65,124	Raymond James Stadium	Grass	67°	1:01 p.m. ET	D. Ragone	B. Johnson
Sun., 12/21/03	L	24-27	Tennessee	H	70,758	Reliant Stadium (roof closed)	Grass	NA	12:03 p.m. CT	D. Carr	S. McNair
Sun., 12/28/03	L	17-20	Indianapolis	H	70,680	Reliant Stadium (roof closed)	Grass	NA	12:03 p.m. CT	D. Carr	P. Manning



YEAR-BY-YEAR RESULTS

2004

Head Coach: Dom Capers

Preseason (1-3)

Day, Date	W/L	Score	Opponent	H/A/N	Attend.	Venue	Surface	Temp.	Kickoff Time	Hou. QB	Opp. QB
Sat., 8/14/04	W	18-0	Dallas	H	70,431	Reliant Stadium (roof open)	Grass	85°	7:06 p.m. CT	D. Carr	V. Testaverde
Sat., 8/21/04	L	3-38	Pittsburgh	A	56,028	Heinz Field	Artificial	70°	7:35 p.m. ET	D. Carr	T. Maddox
Fri., 8/27/04	L	17-31	Denver	A	71,256	INVESCO Field at Mile High	Grass	54°	7:06 p.m. MT	D. Carr	J. Plummer
Thurs., 9/2/04	L	9-17	Tampa Bay	H	70,024	Reliant Stadium (roof open)	Grass	83°	7:07 p.m. CT	D. Carr	B. Johnson

Regular Season (7-9 overall; 3rd AFC South; 3-5 home; 4-4 away)

Day, Date	W/L	Score	Opponent	H/A/N	Attend.	Venue	Surface	Temp.	Kickoff Time	Hou. QB	Opp. QB
Sun., 9/12/04	L	20-27	San Diego	H	70,255	Reliant Stadium (roof closed)	Grass	NA	12:05 p.m. CT	D. Carr	D. Brees
Sun., 9/19/04	L	16-28	Detroit	A	61,465	Ford Field	Field Turf	68°	1:04 p.m. ET	D. Carr	J. Harrington
Sun., 9/26/04	W	24-21	Kansas City	A	77,433	Arrowhead Stadium	Grass	71°	12:00 p.m. CT	D. Carr	T. Green
Sun., 10/3/04	W	30-17	Oakland	H	70,741	Reliant Stadium (roof closed)	Grass	NA	12:02 p.m. CT	D. Carr	K. Collins
Sun., 10/10/04	L, OT	28-34	Minnesota	H	70,718	Reliant Stadium (roof closed)	Grass	NA	12:02 p.m. CT	D. Carr	D. Culpepper
Sun., 10/17/04	W	20-10	Tennessee	A	68,932	The Coliseum	Grass	60°	12:02 p.m. CT	D. Carr	S. McNair
Sun., 10/31/04	W	20-6	Jacksonville	H	70,502	Reliant Stadium (roof open)	Grass	85°	12:02 p.m. CT	D. Carr	B. Leftwich
Sun., 11/7/04	L	13-31	Denver	A	74,292	INVESCO Field at Mile High	Grass	69°	2:15 p.m. MT	D. Carr	J. Plummer
Sun., 11/14/04	L	14-49	Indianapolis	A	56,511	RCA Dome	Artificial	NA	1:00 p.m. ET	D. Carr	P. Manning
Sun., 11/21/04	L	13-16	Green Bay	H	70,769	Reliant Stadium (roof closed)	Grass	NA	7:35 p.m. CT	D. Carr	B. Favre
Sun., 11/28/04	W	31-21	Tennessee	H	70,721	Reliant Stadium (roof open)	Grass	66°	12:05 p.m. CT	D. Carr	S. McNair
Sun., 12/5/04	L	7-29	New York Jets	A	77,875	The Meadowlands	FieldTurf	56°	1:03 p.m. ET	D. Carr	C. Pennington
Sun., 12/12/04	L	14-23	Indianapolis	H	70,762	Reliant Stadium (roof closed)	Grass	NA	12:02 p.m. CT	D. Carr	P. Manning
Sun., 12/19/04	W	24-5	Chicago	A	62,122	Soldier Field	Grass	12°	12:02 p.m. CT	D. Carr	C. Hutchinson
Sun., 12/26/04	W	21-0	Jacksonville	A	66,227	ALLTEL Stadium	Grass	40°	1:03 p.m. ET	D. Carr	B. Leftwich
Sun., 1/2/05	L	14-22	Cleveland	H	70,724	Reliant Stadium (roof closed)	Grass	72°	12:02 p.m. CT	D. Carr	K. Holcomb

2005

Head Coach: Dom Capers

Preseason (1-3)

Day, Date	W/L	Score	Opponent	H/A/N	Attend.	Venue	Surface	Temp.	Kickoff Time	Hou. QB	Opp. QB
Sat., 8/13/05	L	14-20	Denver	H	70,016	Reliant Stadium (roof closed)	Grass	NA	7:07 p.m. CT	D. Carr	J. Plummer
Sat., 8/20/05	W	19-17	Oakland	H	70,116	Reliant Stadium (roof closed)	Grass	NA	7:07 p.m. CT	D. Carr	K. Collins
Sat., 8/27/05	L	9-21	Dallas	A	54,288	Texas Stadium	Artificial	93°	7:00 p.m. CT	D. Carr	D. Bledsoe
Thurs., 9/1/05	L	14-38	Tampa Bay	A	63,591	Raymond James Stadium	Grass	84°	7:36 p.m. ET	D. Carr	B. Griese

Regular Season (2-14 overall; 4th AFC South; 2-6 home; 0-8 away)

Day, Date	W/L	Score	Opponent	H/A/N	Attend.	Venue	Surface	Temp.	Kickoff Time	Hou. QB	Opp. QB
Sun., 9/11/05	L	7-22	Buffalo	A	71,781	Ralph Wilson Stadium	AstroPlay	76°	1:05 p.m. ET	D. Carr	J. Losman
Sun., 9/18/05	L	7-27	Pittsburgh	H	70,742	Reliant Stadium (roof open)	Grass	90°	12:02 p.m. CT	D. Carr	B. Roethlisberger
Sun., 10/2/05	L	10-16	Cincinnati	A	65,714	Paul Brown Stadium	FieldTurf	79°	1:02 p.m. ET	D. Carr	C. Palmer
Sun., 10/9/05	L	20-34	Tennessee	H	70,430	Reliant Stadium (roof closed)	Grass	NA	12:02 p.m. CT	D. Carr	S. McNair
Sun., 10/16/05	L	10-42	Seattle	A	66,196	Qwest Field	FieldTurf	57°	5:38 p.m. PT	D. Carr	M. Hasselbeck
Sun., 10/23/05	L	20-38	Indianapolis	H	70,621	Reliant Stadium (roof closed)	Grass	NA	12:03 p.m. CT	D. Carr	P. Manning
Sun., 10/30/05	W	19-16	Cleveland	H	70,064	Reliant Stadium (roof open)	Grass	78°	12:02 p.m. CT	D. Carr	T. Diller
Sun., 11/6/05	L	14-21	Jacksonville	A	64,613	ALLTEL Stadium	Grass	79°	1:01 p.m. ET	D. Carr	B. Leftwich
Sun., 11/13/05	L	17-31	Indianapolis	A	57,209	RCA Dome	Artificial	NA	1:03 p.m. ET	D. Carr	P. Manning
Sun., 11/20/05	L	17-45	Kansas City	H	70,481	Reliant Stadium (roof open)	Grass	58°	7:37 p.m. CT	D. Carr	T. Green
Sun., 11/27/05	L	27-33	St. Louis	H	70,010	Reliant Stadium (roof closed)	Grass	NA	12:03 p.m. CT	D. Carr	J. Martin
Sun., 12/4/05	L	15-16	Baltimore	A	69,909	M&T Bank Stadium	Momentum	47°	1:02 p.m. ET	D. Carr	K. Boller
Sun., 12/11/05	L	10-13	Tennessee	A	69,149	The Coliseum	Grass	43°	12:03 p.m. CT	D. Carr	S. McNair
Sun., 12/18/05	W	30-19	Arizona	H	70,024	Reliant Stadium (roof closed)	Grass	NA	12:02 p.m. CT	D. Carr	K. Warner
Sat., 12/24/05	L	20-38	Jacksonville	H	70,025	Reliant Stadium (roof open)	Grass	65°	12:03 p.m. CT	D. Carr	D. Garrard
Sun., 1/1/06	L	17-20	San Francisco	A	67,970	Monster Park	Grass	56°	1:05 p.m. PT	D. Carr	A. Smith



YEAR-BY-YEAR RESULTS

2006

Head Coach: Gary Kubiak

Preseason (3-1)

Day, Date	W/L	Score	Opponent	H/A/N	Attend.	Venue	Surface	Temp.	Kickoff Time	Hou. QB	Opp. QB
Sat., 8/12/06	W	24-14	Kansas City	H	70,016	Reliant Stadium (roof closed)	Grass	NA	7:07 p.m. CT	D. Carr	T. Green
Sat., 8/19/06	W	27-20	St. Louis	A	65,391	Edward Jones Dome	Artificial	NA	7:00 p.m. CT	D. Carr	M. Bulger
Sat., 8/27/06	L	14-17	Denver	A	73,689	INVESCO Field at Mile High	Grass	70°	6:04 p.m. MT	D. Carr	J. Plummer
Thurs., 8/31/06	W	16-13	Tampa Bay	H	70,037	Reliant Stadium (roof closed)	Grass	NA	7:07 p.m. CT	S. Rosenfels	C. Simms

Regular Season (6-10 overall; 4th AFC South; 4-4 home; 2-6 away)

Day, Date	W/L	Score	Opponent	H/A/N	Attend.	Venue	Surface	Temp.	Kickoff Time	Hou. QB	Opp. QB
Sun., 9/10/06	L	10-24	Philadelphia	H	70,180	Reliant Stadium (roof closed)	Grass	NA	12:02 p.m. CT	D. Carr	D. McNabb
Sun., 9/17/06	L	24-43	Indianapolis	A	56,614	RCA Dome	FieldTurf	NA	1:03 p.m. ET	D. Carr	P. Manning
Sun., 9/24/06	L	15-31	Washington	H	70,069	Reliant Stadium (roof closed)	Grass	NA	12:03 p.m. CT	D. Carr	M. Brunell
Sun., 10/1/06	W	17-15	Miami	H	70,071	Reliant Stadium (roof closed)	Grass	NA	12:02 p.m. CT	D. Carr	D. Culpepper
Sun., 10/15/06	L	6-34	Dallas	A	63,186	Texas Stadium	Sportfield Turf	66°	12:02 p.m. CT	D. Carr	D. Bledsoe
Sun., 10/22/06	W	27-7	Jacksonville	H	70,035	Reliant Stadium (roof closed)	Grass	NA	12:03 p.m. CT	D. Carr	B. Leftwich
Sun., 10/29/06	L	22-28	Tennessee	A	69,143	LP Field	Grass	72°	12:02 p.m. CT	D. Carr	V. Young
Sun., 11/5/06	L	10-14	New York Giants	A	78,485	Giants Stadium	FieldTurf	46°	1:02 p.m. ET	D. Carr	E. Manning
Sun., 11/12/06	W	13-10	Jacksonville	A	65,918	ALLTEL Stadium	Grass	56°	1:03 p.m. ET	D. Carr	D. Garrard
Sun., 11/19/06	L	21-24	Buffalo	H	70,125	Reliant Stadium (roof open)	Grass	61°	12:03 p.m. CT	D. Carr	J. Losman
Sun., 12/3/06	L	11-26	New York Jets	A	76,596	The Meadowlands	FieldTurf	56°	1:05 p.m. ET	D. Carr	C. Pennington
Sun., 12/3/06	W	23-14	Oakland	A	46,276	McAfee Coliseum	Grass	56°	1:05 p.m. PT	D. Carr	A. Brooks
Sun., 12/10/06	L, OT	20-26	Tennessee	H	70,760	Reliant Stadium (roof closed)	Grass	NA	12:02 p.m. CT	D. Carr	V. Young
Sun., 12/17/06	L	7-40	New England	A	68,756	Gillette Stadium	Grass	52°	1:02 p.m. ET	D. Carr	T. Brady
Sun., 12/24/06	W	27-24	Indianapolis	H	70,132	Reliant Stadium (roof closed)	Grass	NA	12:03 p.m. CT	D. Carr	P. Manning
Sun., 12/31/06	W	14-6	Cleveland	H	70,097	Reliant Stadium (roof closed)	Grass	NA	12:02 p.m. CT	D. Carr	C. Frye

2007

Head Coach: Gary Kubiak

Preseason (1-3)

Day, Date	W/L	Score	Opponent	H/A/N	Attend.	Venue	Surface	Temp.	Kickoff Time	Hou. QB	Opp. QB
Sat., 8/11/07	L	19-20	Chicago	H	70,060	Reliant Stadium (roof closed)	Grass	NA	7:08 p.m. CT	M. Schaub	R. Grossman
Sat., 8/18/07	W	33-20	Arizona	A	64,405	University of Phoenix Stadium (roof closed)	Grass	NA	1:05 p.m. MT	M. Schaub	M. Leinart
Sat., 8/25/07	W	28-16	Dallas	H	70,516	Reliant Stadium (roof closed)	Grass	NA	7:08 p.m. CT	M. Schaub	T. Romo
Thurs., 8/30/07	L	24-31	Tampa Bay	A	64,321	Raymond James Stadium	Grass	90°	8:08 p.m. ET	S. Rosenfels	L. McCown

Regular Season (8-8 overall; 4th AFC South; 6-2 home; 2-6 away)

Day, Date	W/L	Score	Opponent	H/A/N	Attend.	Venue	Surface	Temp.	Kickoff Time	Hou. QB	Opp. QB
Sun., 9/9/07	W	20-3	Kansas City	H	70,080	Reliant Stadium (roof closed)	Grass	NA	12:05 p.m. CT	M. Schaub	D. Huard
Sun., 9/16/07	W	34-21	Carolina	A	73,665	Bank of America Stadium	Grass	74°	1:02 p.m. ET	M. Schaub	J. Delhomme
Sun., 9/23/07	L	24-30	Indianapolis	H	70,132	Reliant Stadium (roof closed)	Grass	NA	12:03 p.m. CT	M. Schaub	P. Manning
Sun., 9/30/07	L	16-26	Atlanta	A	69,312	The Georgia Dome	Field Turf	NA	1:02 p.m. ET	M. Schaub	J. Harrington
Sun., 10/7/07	W	22-19	Miami	H	70,156	Reliant Stadium (roof closed)	Grass	NA	12:02 p.m. CT	M. Schaub	T. Green
Sun., 10/14/07	L	17-37	Jacksonville	A	63,715	Jacksonville Municipal Stadium	Grass	81°	1:03 p.m. ET	M. Schaub	D. Garrard
Sun., 10/21/07	L	36-38	Tennessee	H	70,734	Reliant Stadium (roof open)	Grass	NA	12:02 p.m. CT	M. Schaub	K. Collins
Sun., 10/28/07	L	10-35	San Diego	A	60,439	Qualcomm Stadium	Grass	78°	1:05 p.m. PT	M. Schaub	P. Rivers
Sun., 11/4/07	W	24-17	Oakland	A	49,603	McAfee Coliseum	Grass	70°	1:15 p.m. PT	S. Rosenfels	J. McCown
Sun., 11/18/07	W	23-10	New Orleans	H	70,780	Reliant Stadium (roof closed)	Grass	NA	12:02 p.m. CT	M. Schaub	D. Brees
Sun., 11/25/07	L	17-27	Cleveland	A	72,730	Cleveland Browns Stadium	Grass	41°	1:03 p.m. ET	M. Schaub	D. Anderson
Sun., 12/2/07	L	22-28	Tennessee	A	69,143	LP Field	Grass	61°	12:02 p.m. CT	M. Schaub	V. Young
Sun., 12/9/07	W	28-14	Tampa Bay	H	70,747	Reliant Stadium (roof closed)	Grass	NA	12:01 p.m. CT	S. Rosenfels	J. McCown
Thurs., 12/13/07	W	31-13	Denver	H	70,747	Reliant Stadium (roof open)	Grass	59°	7:15 p.m. CT	S. Rosenfels	J. Cutler
Sun., 12/23/07	L	15-38	Indianapolis	A	57,262	RCA Dome	FieldTurf	NA	1:02 p.m. ET	S. Rosenfels	P. Manning
Sun., 12/30/07	W	42-28	Jacksonville	H	70,660	Reliant Stadium (roof closed)	Grass	NA	12:02 p.m. CT	S. Rosenfels	Q. Gray



YEAR-BY-YEAR RESULTS

2008

Head Coach: Gary Kubiak

Preseason (2-2)

Day, Date	W/L	Score	Opponent	H/A/N	Attend.	Venue	Surface	Temp.	Kickoff Time	Hou. QB	Opp. QB
Sat., 8/9/08	W	19-16	Denver	H	70,020	Reliant Stadium (roof closed)	Grass	NA	7:07 p.m. CT	M. Schaub	J. Cutler
Sat., 8/16/08	W	31-27	New Orleans	A	64,405	Louisiana Superdome	Momentum	NA	7:06 p.m. CT	M. Schaub	D. Brees
Sat., 8/22/08	L	22-23	Dallas	A	60,795	Texas Stadium	Artificial	94°	7:05 p.m. CT	M. Schaub	T. Romo
Thurs., 8/28/08	L	6-16	Tampa Bay	H	70,011	Reliant Stadium (roof closed)	Grass	NA	7:07 p.m. CT	S. Rosenfels	L. McCown

Regular Season (8-8 overall; 3rd AFC South; 6-2 home; 2-6 away)

Day, Date	W/L	Score	Opponent	H/A/N	Attend.	Venue	Surface	Temp.	Kickoff Time	Hou. QB	Opp. QB
Sun., 9/7/08	L	17-38	Pittsburgh	A	64,001	Heinz Field	DD Grassmaster	72°	1:02 p.m. ET	M. Schaub	B. Roethlisberger
Sun., 9/21/08	L	12-31	Tennessee	A	69,143	LP Field	Grass	80°	12:02 p.m. CT	M. Schaub	K. Collins
Sun., 9/28/08	L	27-30	Jacksonville	A	64,061	Jacksonville Municipal Stadium	Grass	82°	1:02 p.m. ET	M. Schaub	D. Garrard
Sun., 10/5/08	L	27-31	Indianapolis	H	70,118	Reliant Stadium (roof open)	Grass	82°	12:02 p.m. CT	S. Rosenfels	P. Manning
Sun., 10/12/08	W	29-28	Miami	H	70,023	Reliant Stadium (roof open)	Grass	79°	12:02 p.m. CT	M. Schaub	C. Pennington
Sun., 10/19/08	W	28-21	Detroit	H	70,081	Reliant Stadium (roof open)	Grass	77°	3:05 p.m. CT	M. Schaub	D. Orlovsky
Sun., 10/26/08	W	35-6	Cincinnati	H	70,112	Reliant Stadium (roof open)	Grass	82°	2:47 p.m. CT	M. Schaub	R. Fitzpatrick
Sun., 11/2/08	L	21-28	Minnesota	A	62,839	Metrodome	FieldTurf	NA	12:05 p.m. CT	M. Schaub	G. Frerotte
Sun., 11/9/08	L	13-41	Baltimore	H	70,552	Reliant Stadium (roof open)	Grass	69°	12:02 p.m. CT	S. Rosenfels	J. Flacco
Sun., 11/16/08	L	27-33	Indianapolis	A	66,201	Lucas Oil Stadium (roof closed)	FieldTurf	NA	1:02 p.m. ET	S. Rosenfels	P. Manning
Sun., 11/23/08	W	16-6	Cleveland	A	72,077	Cleveland Browns Stadium	Grass	30°	1:03 p.m. ET	S. Rosenfels	B. Quinn
Mon., 12/1/08	W	30-17	Jacksonville	H	70,809	Reliant Stadium (roof open)	Grass	53°	7:40 p.m. CT	S. Rosenfels	D. Garrard
Sun., 12/7/08	W	24-21	Green Bay	A	70,245	Lambeau Field	DD Grassmaster	3°	12:02 p.m. CT	M. Schaub	A. Rodgers
Sun., 12/14/08	W	13-12	Tennessee	H	70,831	Reliant Stadium (roof open)	Grass	72°	12:05 p.m. CT	M. Schaub	K. Collins
Sun., 12/21/08	L	16-27	Oakland	A	43,687	Oakland-Alameda County Coliseum	Grass	48°	1:05 p.m. PT	M. Schaub	J. Russell
Sun., 12/28/08	W	31-24	Chicago	H	70,838	Reliant Stadium (roof open)	Grass	46°	12:03 p.m. CT	M. Schaub	K. Orton

2009

Head Coach: Gary Kubiak

Preseason (2-2)

Day, Date	W/L	Score	Opponent	H/A/N	Attend.	Venue	Surface	Temp.	Kickoff Time	Hou. QB	Opp. QB
Sat., 8/15/09	W	16-10	Kansas City	A	64,781	Arrowhead Stadium	Grass	78°	7:00 p.m. CT	M. Schaub	M. Cassel
Sat., 8/22/09	L	14-38	New Orleans	H	70,107	Reliant Stadium (roof closed)	Grass	NA	7:09 p.m. CT	M. Schaub	D. Brees
Mon., 8/31/09	L	10-17	Minnesota	H	70,191	Reliant Stadium (roof closed)	Grass	NA	7:06 p.m. CT	M. Schaub	B. Favre
Fri., 9/4/09	W	27-20	Tampa Bay	A	63,831	Raymond James Stadium	Grass	88°	7:07 p.m. ET	D. Orlovsky	J. Freeman

Regular Season (9-7 overall; 2nd AFC South; 4-4 home; 5-3 away)

Day, Date	W/L	Score	Opponent	H/A/N	Attend.	Venue	Surface	Temp.	Kickoff Time	Hou. QB	Opp. QB
Sun., 9/13/09	L	7-24	New York Jets	H	70,118	Reliant Stadium (roof closed)	Grass	NA	12:03 p.m. CT	M. Schaub	M. Sanchez
Sun., 9/20/09	W	34-31	Tennessee	A	69,143	LP Field	Grass	77°	12:03 p.m. CT	M. Schaub	K. Collins
Sun., 9/27/09	L	24-34	Jacksonville	H	70,083	Reliant Stadium (roof open)	Grass	85°	12:03 p.m. CT	M. Schaub	D. Garrard
Sun., 10/4/09	W	29-6	Oakland	H	70,291	Reliant Stadium (roof closed)	Grass	NA	12:02 p.m. CT	M. Schaub	J. Russell
Sun., 10/11/09	L	21-28	Arizona	A	61,819	University of Phoenix Stadium (roof closed)	Grass	NA	1:15 p.m. MT	M. Schaub	K. Warner
Sun., 10/18/09	W	28-17	Cincinnati	A	64,019	Paul Brown Stadium	FieldTurf	49°	1:02 p.m. ET	M. Schaub	C. Palmer
Sun., 10/25/09	W	24-21	San Francisco	H	70,820	Reliant Stadium (roof closed)	Grass	74°	12:04 p.m. CT	M. Schaub	S. Hille
Sun., 11/1/09	W	31-10	Buffalo	A	69,790	Ralph Wilson Stadium	AstroPlay	49°	1:02 p.m. ET	M. Schaub	R. Fitzpatrick
Sun., 11/8/09	L	17-20	Indianapolis	A	66,033	Lucas Oil Stadium (roof open)	FieldTurf	69°	1:02 p.m. ET	M. Schaub	P. Manning
Mon., 11/23/09	L	27-35	Tennessee	H	71,153	Reliant Stadium (roof closed)	Grass	NA	12:05 p.m. CT	M. Schaub	V. Young
Sun., 11/29/09	L	27-35	Indianapolis	H	70,990	Reliant Stadium (roof closed)	Grass	NA	12:02 p.m. CT	M. Schaub	P. Manning
Sun., 12/6/09	L	18-23	Jacksonville	A	42,079	Jacksonville Municipal Stadium	Grass	54°	1:03 p.m. ET	M. Schaub	D. Garrard
Sun., 12/13/09	W	34-7	Seattle	H	70,380	Reliant Stadium (roof closed)	Grass	NA	12:02 p.m. CT	M. Schaub	M. Hasselbeck
Sun., 12/20/09	W	16-13	St. Louis	A	46,256	Edward Jones Dome	FieldTurf	NA	12:00 p.m. CT	M. Schaub	K. Null
Sun., 12/27/09	W	27-20	Miami	A	65,847	Land Shark Stadium	Grass	75°	1:02 p.m. ET	M. Schaub	C. Henne
Sun., 1/3/10	W	34-27	New England	H	71,029	Reliant Stadium (roof closed)	Grass	NA	12:02 p.m. CT	M. Schaub	T. Brady



YEAR-BY-YEAR RESULTS

2010

Head Coach: Gary Kubiak

Preseason (1-3)

Day, Date	W/L	Score	Opponent	H/A/N	Attend.	Venue	Surface	Temp.	Kickoff Time	Hou. QB	Opp. QB
Sat., 8/14/10	L	16-19	Arizona	A	61,489	University of Phoenix Stadium (roof closed)	Grass	NA	5:07 p.m. MT	M. Schaub	M. Leinart
Sat., 8/21/10	L	20-38	New Orleans	A	70,025	Louisiana Superdome	Momentum	NA	7:07 p.m. CT	M. Schaub	D. Brees
Sat., 8/28/10	W	23-7	Dallas	H	70,725	Reliant Stadium (roof closed)	Grass	NA	7:05 p.m. CT	M. Schaub	T. Romo
Thurs., 9/2/10	L	17-24	Tampa Bay	H	70,035	Reliant Stadium (roof closed)	Grass	NA	7:07 p.m. ET	D. Orlovsky	R. Carpenter

Regular Season (6-10 overall; 3rd AFC South; 4-4 home; 2-6 away)

Day, Date	W/L	Score	Opponent	H/A/N	Attend.	Venue	Surface	Temp.	Kickoff Time	Hou. QB	Opp. QB
Sun., 9/12/10	W	34-24	Indianapolis	H	70,974	Reliant Stadium (roof closed)	Grass	NA	12:02 p.m. CT	M. Schaub	P. Manning
Sun., 9/19/10	W, OT	30-27	Washington	A	88,240	FedEx Field	Grass	85°	4:15 p.m. ET	M. Schaub	D. McNabb
Sun., 9/26/10	L	13-27	Dallas	H	71,456	Reliant Stadium (roof closed)	Grass	NA	12:02 p.m. CT	M. Schaub	T. Romo
Sun., 10/3/10	W	31-24	Oakland	A	32,218	Oakland-Alameda County Coliseum	Grass	71°	1:05 p.m. PT	M. Schaub	B. Grackowski
Sun., 10/10/10	L	10-34	New York Giants	H	71,110	Reliant Stadium (roof closed)	Grass	NA	12:03 p.m. CT	M. Schaub	E. Manning
Sun., 10/17/10	W	35-31	Kansas City	H	70,926	Reliant Stadium (roof open)	Grass	78°	12:03 p.m. ET	M. Schaub	M. Cassel
Mon., 11/1/10	L	17-30	Indianapolis	A	66,363	Lucas Oil Stadium (roof closed)	FieldTurf	NA	8:41 p.m. ET	M. Schaub	P. Manning
Sun., 11/7/10	L	23-29	San Diego	H	70,886	Reliant Stadium (roof open)	Grass	63°	12:02 p.m. CT	M. Schaub	P. Rivers
Sun., 11/14/10	L	24-31	Jacksonville	A	63,340	EverBank Field	Grass	70°	1:04 p.m. ET	M. Schaub	D. Garrard
Sun., 11/21/10	L	27-30	New York Jets	A	78,843	New Meadowlands Stadium	FieldTurf	46°	1:03 p.m. ET	M. Schaub	M. Sanchez
Sun., 11/28/10	W	20-0	Tennessee	H	70,855	Reliant Stadium (roof closed)	Grass	NA	12:02 p.m. CT	M. Schaub	R. Smith
Thurs., 12/2/10	L	24-34	Philadelphia	A	69,144	Lincoln Financial Field	Grass	36°	8:30 p.m. ET	M. Schaub	M. Vick
Mon., 12/13/10 L, OT	28-34	Baltimore	H	71,413	Reliant Stadium (roof closed)	Grass	NA			M. Schaub	J. Flacco
Sun., 12/19/10	L	17-31	Tennessee	A	69,143	LP Field	Grass	36°	12:02 p.m. CT	M. Schaub	K. Collins
Sun., 12/26/10	L	23-24	Denver	A	73,691	INVESCO Field at Mile High	Grass	50°	2:06 p.m. MT	M. Schaub	T. Tebow
Sun., 1/2/11	W	34-17	Jacksonville	H	71,023	Reliant Stadium (roof open)	Grass	60°	3:15 p.m. CT	M. Schaub	T. Edwards

TEXANS ATTENDANCE RECORDS

TOP 10 HOME ATTENDANCE

Attendance	Date	Opponent	Result
71,456	9/26/10	Dallas	L, 27-13
71,413	12/13/10	Baltimore	L, 34-28
71,153	11/23/09	Tennessee	L, 20-17
71,029	1/3/10	New England	W, 34-27
71,110	10/10/10	New York Giants	L, 34-10
71,023	1/2/11	Jacksonville	W, 34-17
70,974	9/12/10	Indianapolis	W, 34-24
70,990	11/29/09	Indianapolis	L, 35-27
70,926	10/17/10	Kansas City	W, 35-31
70,886	11/7/10	San Diego	L, 29-23

TOP 10 ROAD ATTENDANCE

Attendance	Date	Opponent	Result
88,240	9/19/10	Washington	W, 30-27
78,843	11/21/10	N.Y. Jets	L, 30-27
78,485	11/5/06	N.Y. Giants	L, 14-10
77,875	12/5/04	N.Y. Jets	L, 29-7
77,433	9/26/04	Kansas City	W, 24-21
76,596	11/26/06	N.Y. Jets	L, 26-11
74,292	11/7/04	Denver	L, 31-13
73,691	12/26/10	Denver	L, 24-23
73,665	9/16/07	Carolina	W, 34-24
73,248	10/20/02	Cleveland	L, 34-17

OVERALL ATTENDANCE

Year	Games	Total	Average
2002	8	559,322	69,915
2003	8	563,748	70,468
2004	8	565,192	70,649
2005	8	562,397	70,300
2006	8	561,469	70,184
2007	8	564,159	70,520
2008	8	563,364	70,421
2009	8	564,864	70,608
2010	8	568,643	71,081

AWAY

Year	Games	Total	Average
2002	8	502,400	62,800
2003	8	497,942	62,242
2004	8	544,857	68,107
2005	8	532,541	66,568
2006	8	524,974	65,622
2007	8	515,869	64,483
2008	8	512,254	64,032
2009	8	484,976	60,622
2010	8	539,982	67,498



ALL-TIME SERIES RESULTS

ARIZONA CARDINALS

Overall: 1-1	Home: 1-0	Road: 0-1	Att.
Texans	Cardinals		
12/18/05 H	30	19	W 70,024
10/11/09 A	21	28	L 61,819
	51	47	

ATLANTA FALCONS

Overall: 1-1	Home: 1-0	Road: 0-1	Att.
Texans	Falcons		
11/30/03 H	17	13	W 70,388
9/30/07 A	16	26	L 69,312
	33	39	

BALTIMORE RAVENS

Overall: 0-4	Home: 0-3	Road: 0-1	Att.
Texans	Ravens		
12/15/02 H	19	23	L 70,018
12/4/05 A	15	16	L 69,909
11/9/08 H	13	41	L 70,552
12/13/10 H	28	34	L OT 71,413
	75	114	

BUFFALO BILLS

Overall: 2-3	Home: 0-2	Road: 2-1	Att.
Texans	Bills		
10/13/02 H	24	31	L 70,120
11/16/03 A	12	10	W 72,677
9/11/05 A	7	22	L 71,781
11/19/06 H	21	24	L 70,125
11/1/09 A	31	10	W 69,790
	95	97	

CAROLINA PANTHERS

Overall: 2-0	Home: 1-0	Road: 1-0	Att.
Texans	Panthers		
11/2/03 H	14	10	W 70,052
9/16/07 A	34	21	W 73,665
	48	31	

CHICAGO BEARS

Overall: 2-0	Home: 1-0	Road: 1-0	Att.
Texans	Bears		
12/19/04 A	24	5	W 62,122
12/28/08 H	31	24	W 70,838
	55	29	

CINCINNATI BENGALS

Overall: 2-3	Home: 1-1	Road: 1-2	Att.
Texans	Bengals		
11/3/02 H	3	38	L 69,827
11/9/03 A	27	34	L 50,437
10/2/05 A	10	16	L 65,714
10/26/08 H	35	6	W 70,112
10/18/09 A	28	17	W 64,019
	104	111	

CLEVELAND BROWNS

Overall: 3-3	Home: 2-1	Road: 1-2	Att.
Texans	Browns		
10/20/02 A	17	34	L 73,248
1/2/05 H	14	22	L 70,724
10/30/05 H	19	16	W 70,064
12/31/06 H	14	6	W 70,797
11/25/07 A	17	27	L 72,730
11/23/08 A	16	6	W 72,077
	97	111	

DALLAS COWBOYS

Overall: 1-2	Home: 1-1	Road: 0-1	Att.
Texans	Cowboys		
9/8/02 H	19	10	W 69,604
10/15/06 A	6	34	L 63,186
9/26/10 H	13	27	L 71,456
	38	71	

DENVER BRONCOS

Overall: 1-2	Home: 1-0	Road: 0-2	Att.
Texans	Broncos		
11/7/04 A	13	31	L 74,292
12/13/07 H	31	13	W 70,747
12/26/10 A	23	24	L 73,691
	67	68	

DETROIT LIONS

Overall: 1-1	Home: 1-0	Road: 0-1	Att.
Texans	Lions		
9/19/04 A	16	28	L 61,465
10/19/08 H	28	21	W 70,081
	44	49	

GREEN BAY PACKERS

Overall: 1-1	Home: 0-1	Road: 1-0	Att.
Texans	Packers		
11/21/04 H	13	16	L 70,769
12/7/08 A	24	21	W 70,245
	37	37	

INDIANAPOLIS COLTS

Overall: 2-16	Home: 2-7	Road: 0-9	Att.
Texans	Colts		
9/22/02 H	3	23	L 69,204
12/1/02 A	3	19	L 56,820
10/26/03 A	21	30	L 56,132
12/28/03 H	17	20	L 70,680
11/14/04 A	14	49	L 56,511
12/12/04 H	14	23	L 70,762
10/23/05 H	20	38	L 70,621
11/13/05 A	17	31	L 57,209
9/17/06 A	24	43	L 56,614
12/24/06 H	27	24	W 70,132
9/23/07 H	24	30	L 70,765
12/23/07 A	15	38	L 57,262
10/5/08 H	27	31	L 70,118
11/16/08 A	27	33	L 66,201
11/8/09 A	17	20	L 66,033
11/29/09 H	27	35	L 70,990
9/12/10 H	34	24	W 70,974
11/1/10 A	13	30	L 66,363
	342	545	

JACKSONVILLE JAGUARS

Overall: 9-9	Home: 6-3	Road: 3-6	Att.
Texans	Jaguars		
10/27/02 A	21	19	W 53,721
11/17/02 H	21	24	L 69,711
9/28/03 H	24	20	W 70,041
12/7/03 A	0	27	L 43,363
10/31/04 H	20	6	W 70,502
12/26/04 A	0	21	L 66,227
11/6/05 A	14	21	L 64,613
12/24/05 H	20	38	L 70,025
10/22/06 H	27	7	W 70,035
11/12/06 A	13	10	W 65,918
10/14/07 A	17	37	L 63,715
12/30/07 H	42	28	W 70,660
9/28/08 A	27	30	L OT 64,061
12/1/08 H	30	17	W 70,809
9/27/09 H	24	31	L 70,083
12/6/09 A	18	23	L 42,079
11/14/10 A	24	31	L 62,340
1/2/11 H	34	17	W 71,023
	397	386	

KANSAS CITY CHIEFS

Overall: 3-2	Home: 2-2	Road: 1-0	Att.
Texans	Chiefs		
9/21/03 H	14	42	L 70,487
9/26/04 A	24	21	W 77,433
11/20/05 H	17	45	L 70,481
9/9/07 H	20	3	W 70,080
10/17/10 H	35	31	W 70,926
	110	142	

MIAMI DOLPHINS

Overall: 5-0	Home: 3-0	Road: 2-0	Att.
Texans	Dolphins		
9/7/03 A	21	20	W 73,010
10/1/06 H	17	15	W 70,071
10/7/07 H	22	19	W 70,156
10/12/08 H	29	28	W 70,023
12/27/09 A	27	20	W 65,847
	116	102	

MINNESOTA VIKINGS

Overall: 0-2	Home: 0-1	Road: 0-1	Att.
Texans	Vikings		
10/10/04 H	28	34	L OT 70,718
11/2/08 A	21	28	L 62,839
	49	62	

NEW ENGLAND PATRIOTS

Overall: 1-2	Home: 1-1	Road: 0-1	Att.
Texans	Patriots		
11/23/03 H	20	23	L OT 70,719
12/17/06 A	7	40	L 68,756
1/3/10 H	34	27	W 71,029
	61	90	

NEW ORLEANS SAINTS

Overall: 1-1	Home: 1-0	Road: 0-1	Att.
Texans	Saints		
9/14/03 A	10	31	L 68,390
11/18/07 H	23	10	W 70,780
	33	41	



ALL-TIME SERIES RESULTS

NEW YORK GIANTS

Overall: 1-2	Home: 1-1	Road: 0-1	
Texans	Giants		Att.
11/24/02 H	16 14	W	70,054
11/5/06 A	10 14	L	78,485
10/10/10 H	10 34	L	71,110
	36 62		

NEW YORK JETS

Overall: 0-5	Home: 0-2	Road: 0-3	
Texans	Jets		Att.
10/19/03 H	14 19	L	70,623
12/5/04 A	7 29	L	77,875
11/26/06 A	11 26	L	76,596
9/13/09 H	7 24	L	70,118
11/21/10 A	27 30	L	78,843
	66 128		

OAKLAND RAIDERS

Overall: 5-1	Home: 2-0	Road: 3-1	
Texans	Raiders		Att.
10/3/04 H	30 17	W	70,741
12/3/06 A	23 14	W	46,276
11/4/07 A	24 17	W	49,603
12/21/08 H	16 27	L	43,687
10/4/09 H	29 6	W	70,291
10/3/10 A	31 24	W	32,218
	153 105		

PHILADELPHIA EAGLES

Overall: 0-3	Home: 0-1	Road: 0-2	
Texans	Eagles		Att.
9/29/02 A	17 35	L	64,867
9/10/06 H	10 24	W	70,180
12/2/10 A	24 34	L	69,144
	153 105		

PITTSBURGH STEELERS

Overall: 1-2	Home: 0-1	Road: 1-1	
Texans	Steelers		Att.
12/8/02 A	24 6	W	58,551
9/18/05 H	7 27	L	70,742
9/7/08 A	17 38	L	64,001
	48 71		

ST. LOUIS RAMS

Overall: 1-1	Home: 0-1	Road: 0-1	
Texans	Rams		Att.
11/27/05 H	27 33	L OT	70,010
12/20/09 A	16 13	W	46,256
	43 46		

SAN DIEGO CHARGERS

Overall: 0-4	Home: 0-2	Road: 0-2	
Texans	Chargers		Att.
9/15/02 A	3 24	L	56,098
9/12/04 H	20 27	L	70,255
10/28/07 A	10 35	L	60,439
11/7/10 H	23 29	L	70,886
	56 115		

SAN FRANCISCO 49ERS

Overall: 1-1	Home: 1-0	Road: 0-1	
Texans	49ers		Att.
1/1/06 A	17 20	L OT	67,970
10/25/09 H	24 21	W	70,820
	41 41		

SEATTLE SEAHAWKS

Overall: 1-1	Home: 1-0	Road: 0-1	
Texans	Seahawks		Att.
10/16/05 A	10 42	L	66,196
12/13/09 H	34 7	W	70,380
	44 49		

TAMPA BAY BUCCANEERS

Overall: 1-1	Home: 1-0	Road: 0-1	
Texans	Buccaneers		Att.
12/14/03 A	3 16	L	65,124
12/9/07 H	28 14	W	70,237
	31 30		

TENNESSEE TITANS

Overall: 5-13	Home: 3-6	Road: 2-7	
Texans	Titans		Att.
11/10/02 A	10 17	L	68,804
12/29/02 H	3 13	L	70,694
10/12/03 A	17 38	L	68,809
12/21/03 H	24 27	L	70,758
10/17/04 A	20 10	W	68,932
11/28/04 H	31 21	W	70,721
10/9/05 H	20 34	L	70,430
12/11/05 A	10 13	L	69,149
10/29/06 A	22 28	L	69,143
12/10/06 H	20 26	L OT	70,760
10/21/07 H	16 38	L	70,734
12/2/07 A	20 28	L	69,143
9/21/08 A	12 31	L	69,143
12/14/08 H	13 12	W	70,831
9/20/09 A	34 31	W	69,143
11/23/09 H	17 20	L	71,153
11/28/10 H	20 0	W	70,855
12/19/10 A	17 31	L	69,143
	346 418		

WASHINGTON REDSKINS

Overall: 2-1	Home: 0-1	Road: 1-1	
Texans	Redskins		Att.
12/22/02 A	10 26	L	70,291
9/24/06 H	15 31	L	70,069
9/19/10 A	30 27	W OT	88,240
	55 84		

ALL-TIME SERIES TOTALS

TEXANS vs. THE NFL

Team	W	L	T	Pct.
Overall	55	89	0	.382
Home games	34	38	0	.472
Road games	21	51	0	.292
vs. AFC	38	70	0	.352
vs. NFC	17	19	0	.472
vs. AFC South	16	38	0	.296
vs. AFC East	8	10	0	.444
vs. AFC North	6	12	0	.333
vs. AFC West	9	9	0	.500
vs. NFC East	4	8	0	.333
vs. NFC North	4	4	0	.500
vs. NFC South	5	3	0	.625
vs. NFC West	4	4	0	.500
September	9	20	0	.310
October	16	18	0	.471
November	11	26	0	.297
December	17	23	0	.425
January	2	2	0	.500
Sunday	53	84	0	.387
Monday	1	3	0	.250
Thursday	1	1	0	.500
Saturday	0	1	0	.000

TEXANS vs. THE AFC

Team	W	L	T	Pct.
vs. AFC South	16	38	0	.296
Indianapolis	2	16	0	.111
Jacksonville	9	9	0	.500
Tennessee	5	13	0	.278
vs. AFC East	8	10	0	.444
Buffalo	2	3	0	.400
Miami	5	0	0	1.000
New England	1	2	0	.333
New York Jets	0	5	0	.000
vs. AFC North	6	12	0	.333
Baltimore	0	4	0	.000
Cincinnati	2	3	0	.400
Cleveland	3	3	0	.500
Pittsburgh	1	2	0	.333
vs. AFC West	9	9	0	.500
Denver	1	2	0	.333
Kansas City	3	2	0	.600
Oakland	5	1	0	.833
San Diego	0	4	0	.000

TEXANS vs. THE NFC

Team	W	L	T	Pct.
vs. NFC East	4	8	0	.333
Dallas	1	2	0	.333
New York Giants	1	2	0	.333
Philadelphia	0	3	0	.000
Washington	2	1	0	.667
vs. NFC North	4	4	0	.500
Chicago	2	0	0	1.000
Detroit	1	1	0	.500
Green Bay	1	1	0	.500
Minnesota	0	2	0	.000
vs. NFC South	5	3	0	.625
Atlanta	1	1	0	.500
Carolina	2	0	0	1.000
New Orleans	1	1	0	.500
Tampa Bay	1	1	0	.500
vs. NFC West	4	4	0	.500
Arizona	1	1	0	.500
St. Louis	1	1	0	.500
San Francisco	1	1	0	.500
Seattle	1	1	0	.500



ALL-TIME PRESEASON RESULTS

2002 (1-4)

Date	Opponent	Attendance	Score
8/5/02	N.Y. Giants*	22,461	L 34-17
8/10/02	at New Orleans	67,356	W 13-10
8/17/02	at Kansas City	73,506	L 19-9
8/24/02	Miami	69,432	L 24-3
8/30/02	Tampa Bay	68,371	L 17-13

*Canton, Ohio (Pro Football Hall of Fame Game)

2003 (0-4)

Date	Opponent	Attendance	Result
8/9/03	Denver	70,021	L 20-12
8/15/03	at Dallas	60,058	L 34-6
8/23/03	San Diego	70,007	L 19-17
8/28/03	at Tampa Bay	64,808	L 34-3

2004 (1-3)

Date	Opponent	Attendance	Result
8/14/04	Dallas	70,431	W 18-0
8/21/04	at Pittsburgh	56,028	L 38-3
8/27/04	at Denver	71,256	L 31-17
9/2/04	Tampa Bay	70,024	L 17-9

2005 (1-3)

Date	Opponent	Attendance	Result
8/13/05	Denver	70,016	L 20-14
8/20/05	Oakland	70,116	W 19-17
8/27/05	at Dallas	54,288	L 21-9
9/1/05	at Tampa Bay	63,591	L 38-14

2006 (3-1)

Date	Opponent	Attendance	Result
8/12/06	Kansas City	70,016	W 24-14
8/19/06	at St. Louis	65,391	W 27-20
8/27/06	at Denver	73,689	L 17-14
8/31/06	Tampa Bay	70,037	W 16-13

2007 (2-2)

Date	Opponent	Attendance	Result
8/11/07	Chicago	70,060	L 20-19
8/18/07	at Arizona	64,405	W 33-20
8/25/07	Dallas	70,512	W 28-16
8/30/07	at Tampa Bay	64,321	L 31-24

2008 (2-2)

Date	Opponent	Attendance	Result
8/9/08	Denver	70,020	W 19-16
8/16/08	at New Orleans	70,009	W 31-27
8/22/08	at Dallas	60,795	L 23-22
8/28/08	Tampa Bay	70,011	L 16-6

2009 (2-2)

Date	Opponent	Attendance	Result
8/15/09	at Kansas City	64,781	W 16-10
8/22/09	New Orleans	70,107	L 38-14
8/31/09	Minnesota	70,191	L 17-10
9/4/09	at Tampa Bay	63,831	W 27-20

2010 (1-3)

Date	Opponent	Attendance	Result
8/14/10	at Arizona	61,489	L 19-16
8/21/10	at New Orleans	70,025	L 38-20
8/28/10	Dallas	70,725	W 23-7
9/2/10	Tampa Bay	70,035	L 24-17

2011 (3-1)

Date	Opponent	Attendance	Result
8/15/11	N.Y. Jets	70,025	W 20-16
8/20/11	New Orleans	70,828	W 27-14
8/27/11	at San Francisco	69,732	W 30-7
9/1/11	at Minnesota	62,148	L 28-0

ALL-TIME PRESEASON RECORDS

TEAM RECORDS

POINTS SCORED, GAME

Points	Date	Opponent	Attendance	W/L	Result
33	8/18/07	at Arizona	64,405	W	33-20
31	8/16/08	at New Orleans	70,009	W	31-27
30	8/27/11	at San Francisco	69,732	W	30-7
28	8/25/07	Dallas	70,512	W	28-16
27	8/19/06	at St. Louis	65,391	W	27-20
27	9/4/09	at Tampa Bay	63,831	W	27-20
27	8/20/11	New Orleans	70,828	W	27-14

POINTS ALLOWED, GAME

Points	Date	Opponent	Attendance	W/L	Result
38	8/21/04	at Pittsburgh	56,028	L	38-3
38	9/1/05	at Tampa Bay	63,591	L	38-14
38	8/22/09	New Orleans	70,107	L	38-14
38	8/21/10	at New Orleans	70,025	L	38-20
34	8/5/02	N.Y. Giants*	22,461	L	34-17
34	8/28/03	at Tampa Bay	64,808	L	34-3

MOST RUSHING YARDS, GAME

Yards	Att.	TD	Opponent	Date
208	34	2	New Orleans	8/20/11
187	32	1	Denver	8/27/04
173	36	1	Dallas	8/28/10
173	41	3	Kansas City	8/12/06
172	42	1	at San Francisco	8/27/11

MOST NET PASSING YARDS, GAME

Yards	Comp.	Att.	TD	Opponent	Date
316	28	53	2	Tampa Bay	9/2/10
289	21	25	2	New Orleans	8/16/08
265	29	42	2	N.Y. Giants	8/5/02
258	25	39	1	Arizona	8/14/10
257	20	29	1	New Orleans	8/21/10

MOST TOTAL YARDS, GAME

Total	Rush	Pass	Opponent	Date
436	208	228	New Orleans	8/20/11
417	101	316	Tampa Bay	9/2/10
417	172	245	at San Francisco	8/27/11
405	116	289	New Orleans	8/16/08
391	143	248	Arizona	8/18/07

INDIVIDUAL

MOST RUSHING YARDS, GAME

Yards	Att.	TD	Player	Opponent	Date
110	8	1	A. Foster	Dallas	8/28/10
95	9	1	B. Tate	New Orleans	8/20/11
92	11	2	V. Morency	St. Louis	8/19/06
90	19	0	V. Morency	Oakland	8/20/05
79	13	1	T. Hollings	Denver	8/27/04

MOST PASSING YARDS, GAME

Yards	Att	Comp.	TD	Player	Opponent	Date
205	15	22	2	D. Carr	San Diego	8/23/03
197	9	16	2	R. Grossman	Tampa Bay	9/4/09
187	14	16	2	M. Schaub	New Orleans	8/16/08
183	18	29	1	M. Schaub	Dallas	8/28/10
180	24	16	1	M. Schaub	at San Francisco	8/27/11

MOST RECEIVING YARDS, GAME

Yards	Rec.	TD	Player	Opponent	Date
148	3	1	J. Jones	Tampa Bay	9/4/09
100	4	0	A. Johnson	New Orleans	8/20/11
100	6	1	K. Walter	New Orleans	8/16/08
81	5	1	A. Johnson	San Diego	8/23/03
81	8	0	J. Casey	Tampa Bay	9/2/10

*Hall of Fame Game, Canton, Ohio



ALL-TIME ALPHABETIC ROSTER

A

47 Abbate, Jon, LB, Wake Forest, 2007
52 ^Adibi, Xavier, LB, Virginia Tech, 2008-10
59 Acholunu, D.D., LB, Washington St., 2004
22 Alexander, Roc, CB, Washington, 2006-07
20 Allen, James, RB, Oklahoma, 2002
30 Allen, Jason, CB, Tennessee, 2010
50 ^Anderson, Charlie, LB, Mississippi, 2004-07
14/89 ^Anderson, David, WR, Colorado St., 2006-10
27 Anderson, Jason, RB, South Dakota, 2004-05
96 Anderson, Mark, DE, Alabama, 2010
88 Armstrong, Derick, WR, Arkansas-Monticello, 2003-05

B

93 ^Babin, Jason, LB, Western Michigan, 2004-06
12 Banks, Tony, QB, Michigan St., 2002-05
34 ^Barber, Dominique, FS, Minnesota, 2008-10
51 Barber, Shawn, LB, Richmond, 2007
67 Barry, Kevin, T, Arizona, 2007
98 ^Barwin, Connor, DE, Cincinnati, 2009-10
47 ^Baxter, Jarrod, FB, New Mexico, 2002-04
68 Bedell, Brad, T, Colorado, 2006
33 Bell, Jason, CB, UCLA, 2002-05
72 Bell, Marcus, LB, Arizona, 2004
32 ^Bennett, Fred, CB, South Carolina, 2007-09
57 Bentley, Kevin, LB, Northwestern, 2008-10
50 Bing, Darnell, LB, USC, 2010
88 Black, Avion, WR, Tennessee St., 2002
71 Black, Jordan, T, Notre Dame, 2007
10 Blade, Willie, DE, Mississippi St., 2002
28 Boulware, Michael, S, Florida St., 2007
71 Boselli, Tony, T, USC, 2002
7 Boyd, Shane, QB, Kentucky, 2007
85 Bradford, Corey, WR, Jackson St., 2002-05
65 Brisiel, Mike, G, Colorado State, 2007-10
24 ^Brown, C.C., SS, Louisiana-Lafayette, 2005-08
22 Brown, Chris, RB, Colorado, 2008-09
76 ^Brown, Duane, T, Virginia Tech, 2008-10
24 Brown, Eric, SS, Mississippi St., 2002-04
3 Brown, Kris, S, Nebraska, 2002-09
67 ^Brown, Milford, G, Florida St., 2002-05
87 Bruener, Mark, TE, Washington, 2004-08
31 Buchanon, Phillip, CB, Miami (FL), 2005-06
79 Bulman, Tim, DT, Boston College, 2006-10
22 ^Burns, Curry, FS, Louisville, 2003
40 Busing, John, FS, Miami (OH), 2009
78 Butler, Rashad, T, Miami, 2007-10

C

62 ^Caldwell, Antoine, C, Alabama, 2009-10
8 ^Carr, David, QB, Fresno St., 2002-06
59 Carroll, Travis, LB, Florida, 2003
63 Carter, Chris, FS, Texas, 2002
86 ^Casey, James, TE, Rice, 2009-10
59 Chamberlin, Frank, LB, Boston College, 2005
50 Clark, Danny, LB, Illinois, 2007
55 Clemons, Charlie, LB, Georgia, 2003
90/96 Cochran, Earl, DE, Alabama State, 2006-08
65 Cody, Shaun, DT, USC, 2009-10
42 Coleman, Marcus, CB, Texas Tech, 2002-05
53 Coley, Kevin, LB, Southern Mississippi, 2008
45 Comella, Greg, FB, Stanford, 2003
43 Cook, Jameel, FB, Illinois, 2006-07
40 Cox, Curume, S, Maryland, 2007
56 ^Cushing, Brian, LB, USC, 2009-10

D

75 Dalton, Lionel, DT, Eastern Michigan, 2006
81 ^Daniels, Owen, TE, Wisconsin, 2006-10
11 Davis, André, WR, Virginia Tech, 2007-10
37 ^Davis, Domanick, RB, LSU, 2003-06
90 Davis, Jason, DE, West Virginia, 2003, 2005
87 Dawson, JaJuan, WR, Tulane, 2002
36 Dayne, Ron, RB, Wisconsin, 2006-07
95 Deloach, Jerry, DE, California, 2002-05
39 Demps, Quintin, SS, UTEP, 2010
47 Demps, Will, FS, San Diego State, 2007-08
77 Denney, Ryan, DE, BYU, 2010
28 Dennis, Pat, CB, La-Monroe, 2002-03
19 ^Dickerson, Dorin, WR, Pittsburgh, 2010
54 ^Diles, Zac, LB, Kansas State, 2007-10
66 Dorsey, Char-ron, T, Florida St., 2002
85 Dressen, Joel, TE, Colorado State, 2007-10

E

26 ^Earl, Glenn, SS, Notre Dame, 2004-07
33 Echemandu, Adimchinobi, RB, California, 2007
35 Evans, Leomont, SS, Clemson, 2002
54 Evans, Troy, LB, Cincinnati, 2002-06

F

38 ^Faggins, DeMarcus, CB, Kansas St., 2002-08
25 Ferguson, Nick, SS, Georgia Tech, 2008-09
56 Flanagan, Mike, S, UCLA, 2006-07
21 Fletcher, Jamar, CB, Wisconsin, 2007
93 Flowers, Erik, LB, Arizona St., 2002
58 Foley, Steve, LB, La-Monroe, 2003
56 Foreman, Jay, LB, Nebraska, 2002-04
23/27/37 Foster, Justin, FB, Mississippi State, 2010
75 ^Frye, Brandon, T, Virginia Tech, 2007

G

35 Gado, Samkon, RB, Liberty, 2006
86 ^Gaffney, Jabar, WR, Florida, 2002-05
25 Garrett, Kevin, CB, SMU, 2006
31 Glenn, Aaron, CB, Texas A&M, 2002-04
70 Graham, DeMingo, G, Hofstra, 2002
88 ^Graham, Garrett, TE, Wisconsin, 2010
30 Green, Ahman, RB, Nebraska, 2007-08
90 ^Green, Howard, DT, LSU, 2002
58 Greenhouse, Isaiah, LB, Northwestern St., 2010
56 Greenwood, Morlon, LB, Syracuse, 2005-08
45 Griffith, Justin, FB, Mississippi State, 2010
5 Grossman, Rex, QB, Florida, 2009

H

72 Hall, Barry, T, Middle Tennessee St., 2002
81 Harris, Atnaf, WR, CS-Northridge, 2002
82 Harris, Clark, TE, Rutgers, 2008
31 ^Harrison, Brandon, S, Stanford, 2007-08
34 Hebert, Kyries, FS, La-Lafayette, 2002
27 Henry, Chris, RB, Arizona, 2009
75 Herndon, Jimmy, T, Houston, 2002-03
87 ^Hill, Anthony, TE, North Carolina St., 2009-10
94 ^Hill, Charles, DT, Maryland, 2002
63/55/57 ^Hodgdon, Drew, C, Arizona St., 2005-07
16 ^Holliday, Trindon, WR, LSU, 2010
25 ^Hollings, Tony, RB, Georgia Tech, 2003-05
89 Holloway, Jabari, TE, Notre Dame, 2002-03
29 Horton, Jason, CB, North Carolina A&T, 2007
34 Hutchins, Von, CB, Mississippi, 2006-07

I

87 Insley, Trevor, WR, Nevada-Reno, 2002
94 Ioane, Junior, DT, Arizona State, 2003-05

J

25 ^Jackson, Kareem, CB, Alabama, 2010
62 Jackson, Scott, T, BYU, 2006-08
96/99 Jamison, Tim, DE, Michigan, 2009-10
84 Jenkins, Darnell, WR, Miami, 2008
80 ^Johnson, Andre, WR, Miami, 2003-10
25 Johnson, Derrick, CB, Washington, 2006
96 Johnson, Thomas, DT, Middle Tenn. State, 2006
75/99 ^Johnson, Travis, DT, Florida St., 2005-08
18 Jones, Dwayne, WR, Richmond, 2002
73 Jones, Garrick, T, Arkansas St., 2003-04
12 ^Jones, Jacoby, WR, Lane College, 2007-10
83 ^Joppru, Bennie, TE, Michigan, 2003-05

K

94 Kalu, N.D., DE, Rice, 2006-08
60 Keathley, Michael, G, TCU, 2003
53 Kegljar, Stanford, LB, Purdue, 2010
88 Kent, Rashod, TE, Rutgers, 2003
53 Kershaw, William, LB, 2007
78 Killings, Cedric, DT, Carson-Newman, 2006-07

L

58 Lamar, Jason, LB, Toledo, 2002
44 Leach, Vonta, FB, East Carolina, 2006-10
9 Leinart, Matt, QB, USC, 2010
97 Lewis, Damione, DT, Miami, 2010
86 Lewis, Derrick, WR, San Diego State, 2006
84 Lewis, Jermaine, WR, Maryland, 2002
20 ^Lord, Jammal, FS, Nebraska, 2004-05
62 Lorenti, Chris, C, Central Florida, 2002-03
33 ^Lundy, Wali, RB, Virginia, 2006
64 Lynch, Ben, C, California, 2003

M

34 Mack, Stacey, RB, Temple, 2003
95 Maddox, Anthony, DT, Delta State, 2006-07
97 Malone, Alfred, DE, Troy, 2005-06
57 Manning, Roy, LB, Michigan, 2006
99 Martin, Steve, DT, Missouri, 2003
90 Martin, Terrance, DT, North Carolina St., 2003
17 Martinez, Glenn, WR, Saginaw Valley, St., 2009
13 ^Mathis, Jerome, WR, Hampton, 2005-07
21/41 ^McCain, Brice, CB, Utah, 2009-10
51 McClain, Jimmy, LB, Troy, 2002-03
95 McClover, Stanley, DE, Auburn, 2008
29 McCree, Marlon, FS, Kentucky, 2003-04
80 McDermott, Sean, TE/LS, Kansas, 2002
22 ^McManis, Sherrick, CB, Northwestern, 2010
68 McKenzie, Chris, CB, Arizona St., 2005-06
76 McKinney, Steve, C, Texas A&M, 2002-07
82 Miller, Billy, TE, USC, 2002-04
92 ^Mitchell, Earl, DT, Arizona, 2010
59 Mitchell, Keith, LB, Texas A&M, 2002
21 Moats, Ryan, RB, Louisiana Tech, 2008-09
28 ^Molden, Antwaun, CB, Eastern Kentucky, 2008-10
57 Monk, Quincy, LB, North Carolina, 2004
34 ^Morency, Vernand, RB, Oklahoma St., 2005-06
11 Morgan, Donovan, WR, La-Lafayette, 2005
84 Moses, J.J., WR, Iowa State, 2003-04



ALL-TIME ALPHABETIC ROSTER

84 Moulds, Eric, WR, Mississippi State, 2006
83 Murphy, Frank, WR, Kansas St., 2002
81 Murphy, Matt, TE, Maryland, 2003-05
55 Myers, Chris, C, Miami, 2008-10

N

72 Nading, Jesse, DE, Colorado St., 2008-10
16 Nail, Craig, QB, Northwestern St. (La.), 2008
64 Newell, Mike, C, Colorado St., 2002
53 Nixon, David, LB, BYU, 2010
33 *Nolan, Troy, FS, Arizona State, 2009-10
44 Norris, Moran, FB, Kansas, 2002-05

O

99 Ogunleye, Adewale, DE, Indiana, 2010
97 *Okam, Frank, DT, Texas, 2008-10
91 *Okoye, Amobi, DT, Louisville, 2007-10
7 Orlovsky, Dan, QB, Connecticut, 2009-10
53 Orr, Shantee, LB, Michigan, 2003-06
79 Overhauser, Chad, G, UCLA, 2002

P

38 Parson, Mark, CB, Ohio, 2009
91 Payne, Seth, DT, Cornell, 2002-06
71 Pearson, Mike, T, Florida, 2006
98 *Peek, Antwan, LB, Cincinnati, 2003-06
55 Pettway, Kenneth, LB, Grambling St., 2005
48 Pittman, Bryan, LS, Washington, 2003-08, 2009
42 Pittman, David, CB, Northwestern St. (La.), 2008
69 *Pitts, Chester, G/T, San Diego St., 2002-09
51 Polk, DaShon, LB, Arizona, 2004-05
31 Pollard, Bernard, SS, Purdue, 2009-10
5 Porter, Quinton, QB, Boston College, 2006
98 Posey, Jeff, LB, So. Mississippi, 2002
88 Putzier, Jeb, TE, Boise State, 2007

Q

29 *Quin, Glover, CB, New Mexico, 2009-10
11 Quinn, Mike, QB, Stephen F. Austin, 2002-03

R

4 Rackers, Neil, K, Illinois, 2010
15/4 *Ragone, Dave, QB, Louisville, 2003-05
68 Randall, Greg, T, Michigan State, 2003
35 Reeves, Jacques, CB, Purdue, 2008-09
70 Reyes, Tutan, G, Mississippi, 2009
27 Richardson, Matteredal, CB, Arkansas, 2008
68 Riley, Victor, T, Auburn, 2005
84 Rivers, Marcellus, TE, Oklahoma St., 2005

66 Robinson, Deljuan, DT, Mississippi State, 2008-09
23 *Robinson, Dunta, CB, South Carolina, 2004-09
18 Rosenfels, Sage, QB, Iowa State, 2006-08
42 Russell, Brian, FS, San Diego State, 2009
83 Rutledge, Rod, TE, Alabama, 2002
59 *Ryans, DeMeco, LB, Alabama, 2006-10

S

66/74 Salaam, Ephraim, T, San Diego State, 2006-10
21 Sanders, Lewis, CB, Maryland, 2005-06
37 Sapp, Cecil, RB, Colorado State, 2008
65 Schau, Ryan, G, Illinois, 2002
8 Schaub, Matt, QB, Virginia, 2007-10
29 Scott, Guss, S. Florida, 2006
92 Sears, Corey, DE, Mississippi St., 2002-04
55 Sharper, Jamie, LB, Virginia, 2002-04
51 *Sharpton, Darryl, LB, Miami (Fla.), 2010
19 Shepherd, Edell, WR, San Jose State, 2006
67 Sheppard, Malcolm, DT, Arkansas, 2010
30/22 Simmons, Jason, CB/S, Arizona St., 2002-07
20 *Slaton, Steve, RB, West Virginia, 2008-10
79 Slechta, Jeremy, DT, Nebraska, 2003
94 Smith, Antonio, DE, Oklahoma St., 2009-10
99 Smith, Robaire, DE, Michigan St., 2004-05
71 *Smith, Shelley, G, Colorado State, 2010
74 Smith, Wade, G, Memphis, 2010
68 Spears, Marcus, T, Northwestern St., 2004
77 *Spencer, Charles, T, Pittsburgh, 2006-07
78 Spikes, Cameron, G/T, Texas A&M, 2002
40 Stansbury, Ed, FB, UCLA, 2002
7 Stanley, Chad, P, Stephen F. Austin, 2002-06
17 Starling, Kendrick, WR, San Jose St., 2004
26 Stevens, Matt, FS, Appalachian St., 2002-03
68 Stevenson, Dan, G, Notre Dame, 2008
42 Stone, Michael, FS, Memphis, 2006
84 Stross, Trey, WR, Iowa, 2010
64 *Studdard, Kasey, G, Texas, 2007-10
2 *Symons, B.J., QB, Texas Tech, 2004

T

43 Tate, Ben, RB, Auburn, 2010
27 Taylor, Chris, RB, Indiana, 2006-07
77 Thomas, Carlos, T, Florida St., 2002
51 Thompson, Chaun, LB, West Texas A&M, 2008-09
28 Tillman, Travares, FS, Georgia Tech, 2003
1 Turk, Matt, P, Wisconsin-Whitewater, 2007-10

V

10 Van Pelt, Bradlee, QB, Colorado St., 2006
21 Vaughn, Darrick, CB, S.W. Texas St., 2003

W

71 Wade, Todd, T, Mississippi, 2004-05
37 Walker, Darius, RB, Notre Dame, 2007
96 Walker, Gary, DE, Auburn, 2002-05
40 Walker, John, FS, USC, 2006
41/22 *Walker, Ramon, SS, Pittsburgh, 2002-05
30 Wall, Jamar, CB, Texas Tech, 2010
85/83 Walter, Kevin, WR, Eastern Michigan, 2006-10
74 Walter, Tyson, G, Ohio State, 2005
78 *Wand, Seth, T, N.W. Missouri St., 2003-05
32 Ward, Derrick, RB, Ottawa (Kan.), 2010
77 Washington, Todd, C/G, Virginia Tech, 2004-05
61/70 *Weary, Fred, G, Tennessee, 2002-07
92/98 Weaver, Anthony, DE, Notre Dame, 2006-08
46 Weeks, Jon, LS, Baylor, 2010
32 *Wells, Jonathan, RB, Ohio St., 2002-05
63 White, Chris, C, Southern Mississippi, 2007-09
72 Wiegert, Zach, T, Nebraska, 2003-06
86 Williams, Harry, WR, Tuskegee, 2007-08
41 Williams, Jimmy, CB, Vanderbilt, 2008
23 Williams, Kevin, FS, Oklahoma St., 2002
90 *Williams, Mario, DE, N.C. State, 2006-10
42 Williams, Torri, SS, Purdue, 2010
26 Wilson, Eugene, FS, Illinois, 2008-10
58 Winborn, Jamie, LB, Vanderbilt, 2009
73 *Winston, Eric, T, Miami, 2006-10
52 Wong, Kailee, LB, Stanford, 2002-06
97 Worthen, Shawn, DT, TCU, 2002
43 Wright, Kenny, CB, Northwestern St., 2002-04
25 Wynn, Dexter, CB, Colorado State, 2006-07

Y

74 Young, Ryan, T, Kansas St., 2002

Z

92 Zgonina, Jeff, DT, Purdue, 2007-09

▲ DENOTES DRAFT PICK

ALL-TIME NUMERIC ROSTER



- 1 Turk, Matt, P, Wisconsin Whitewater, 2007-10
- 2 Symons, B.J., QB, Texas Tech, 2004
- 3 Brown, Kris, K, Nebraska, 2002-09
- 4 Rackers, Neil, K, Illinois, 2010
Ragone, Dave, QB, Louisville, 2003-04
(Ragone also wore # 15)
- 5 Grossman, Rex, QB, Florida, 2009
- 7 Orlovsky, Dan, QB, Connecticut, 2009-10
Boyd, Shane, QB, Kentucky, 2007
Stanley, Chad, P, Stephen F. Austin, 2002-06
- 8 Schaub, Matt, QB, Virginia, 2007-10
Carr, David, QB, Fresno St., 2002-06
- 9 Leinart, Matt, QB, USC, 2010
- 10 Van Pelt, Bradlee, QB, Colorado State, 2006
- 11 Davis, André, WR, Virginia Tech, 2007-10
Morgan, Donovan, WR, La.-Lafayette, 2005
Quinn, Mike, QB, Stephen F. Austin, 2002-03
- 12 Jones, Jacoby, WR, Lane College, 2007-10
Banks, Tony, QB, Michigan St., 2002-05
- 13 Mathis, Jerome, WR, Hampton, 2005-06
- 14 Anderson, David, WR, Colorado State, 2006
(Anderson also wore # 89)
- 15 Ragone, Dave, Louisville, 2005
- 16 Holliday, Trindon, WR, LSU, 2010
- 17 Martinez, Glenn, WR, Saginaw Valley St., 2009
Starling, Kendrick, WR, San Jose St., 2004
- 18 Rosenfels, Sage, Iowa State, 2006-08
Jones, Dwaune, WR, Richmond, 2002
- 19 Dickerson, Dorin, WR, Pittsburgh, 2010
Shepherd, Edell, WR, San Jose St., 2006
Adams, Charlie, WR, Hofstra, 2006
- 20 Slaton, Steve, RB, West Virginia, 2008-10
McClellan, Dexter, CB, Clemson, 2006
Lord, Jammal, FS, Nebraska, 2004-05
Allen, James, RB, Oklahoma, 2002
- 21 McCain, Brice, CB, Utah, 2009
(McCain also wore #41)
Moats, Ryan, RB, Louisiana Tech, 2008-09
Fletcher, Jamar, CB, Wisconsin, 2007
Sanders, Lewis, CB, Maryland, 2005-06
Vaughn, Darrick, CB, S.W. Texas St., 2003
- 22 McManis, Sherrick, CB, Northwestern, 2010
Brown, Chris, RB, Colorado, 2008-09
Alexander, Roc, CB, Washington, 2006
Walker, Ramon, SS, Pittsburgh, 2005
(Walker also wore # 41)
Burns, Curry, SS, Louisville, 2003
- 23 Foster, Arian, RB, Tennessee, 2010
(Foster also wore #27 and 37)
Robinson, Dunta, CB, South Carolina, 2004-09
Williams, Kevin, FS, Oklahoma St., 2002
- 24 Brown, C.C., SS, La.-Lafayette, 2005-08
Brown, Eric, SS, Mississippi St., 2002-04
- 25 Jackson, Kareem, CB, Alabama, 2010
Ferguson, Nick, SS, Georgia Tech, 2008-09
Wynn, Dexter, CB, Colorado State, 2006-07
Johnston, Derrick, CB, Washington, 2006
Garrett, Kevin, CB, SMU, 2006
Hollings, Tony, RB, Georgia Tech, 2003-05
- 26 Wilson, Eugene, FS, Illinois, 2008-10
Earl, Glenn, SS, Notre Dame, 2004-06
Stevens, Matt, FS, Appalachian St., 2002-03
- 27 Henry, Chris, RB, Arizona, 2009
Foster, Arian, RB, Tennessee, 2009
(Foster also wore #23 and 37)
Richardson, Matteredal, CB, Arkansas, 2008
Taylor, Chris, RB, Indiana, 2006
Anderson, Jason, RB, South Dakota, 2004-05
- 28 Molden, Antwaun, CB, 2008-10
Boulware, Michael, S, Florida State, 2007
McKenzie, Chris, CB, Arizona St., 2005-06
Tillman, Travares, FS, Georgia Tech, 2003
Dennis, Pat, CB, La.-Monroe, 2002
- 29 Quin, Glover, CB, New Mexico, 2009-10
Scott, Guss, FS, Florida, 2006
McCree, Marlon, FS, Kentucky, 2003-04
- 30 Allen, Jason, CB, Tennessee, 2010
Wall, Jamar, CB, Texas Tech, 2010
Green, Ahman, RB, Nebraska, 2007-08
Simmons, Jason, CB/S, Arizona St., 2002-06
- 31 Pollard, Bernard, SS, 2009-10
Harrison, Brandon, FS, 2008
Buchanan, Phillip, CB, Miami (Fla.), 2005-06
Glenn, Aaron, CB, Texas A&M, 2002-04
- 32 Ward, Derrick, RB, Ottawa (Kan.), 2010
Bennett, Fred, CB, South Carolina, 2007-09
Wells, Jonathan, RB, Ohio St., 2002-05
- 33 Nolan, Troy, FS, Arizona State, 2010
(Nolan also wore #36)
Lundy, Wali, RB, Virginia, 2006
Bell, Jason, CB, UCLA, 2002-05
- 34 Barber, Dominique, FS, Minnesota, 2008-10
Hutchins, Von, CB, Mississippi, 2007
Morency, Vemard, RB, Oklahoma St., 2005-06
Mack, Stacey, RB, Temple, 2003
Hebert, Kyries, FS, La.-Lafayette, 2002
- 35 Reeves, Jacques, CB, Purdue, 2008-09
Gado, Samkon, RB, Liberty, 2006
Evans, Leomont, SS, Clemson, 2002
- 36 Dayne, Ron, RB, Wisconsin, 2006-07
Carter, Chris, FS, Texas, 2002
- 37 Foster, Arian, RB, Tennessee, 2009
(Foster also wore #27)
Sapp, Cecil, RB, Colorado State, 2008
Walker, Darius, RB, Notre Dame, 2007
Williams, Domanick, RB, LSU, 2003-06
- 38 Dumps, Quintin, SS, UTEP, 2010
Parson, Mark, CB, Ohio, 2009
Faggins, DeMarcus, CB, Kansas St., 2002-08
- 40 Busing, John, FS, Miami (OH), 2009
Cox, Curome, Maryland, 2007
Walker, John, FS, USC, 2006
Stansbury, Ed, FB, UCLA, 2002
- 41 McCain, Brice, CB, Utah, 2009
(McCain also wore #21)
Williams, Jimmy, CB, Vanderbilt, 2008
Walker, Ramon, SS, Pittsburgh, 2002-04
(Walker also wore # 22)
- 42 Williams, Torri, SS, Purdue, 2010
Russell, Brian, FS, San Diego State, 2009
Pittman, David, CB, Northwestern St. (La.), 2008
Stone, Michael, FS, Memphis, 2006
Coleman, Marcus, FS, Texas Tech, 2002-05
- 43 Tate, Ben, RB, Auburn, 2010
Cook, Jameel, FB, Illinois, 2006-07
Wright, Kenny, CB, Northwestern St., 2002-04
- 44 Leach, Vonta, FB, East Carolina, 2006-10
Norris, Moran, FB, Kansas, 2002-05
- 45 Griffith, Justin, FB, Mississippi State, 2010
Cornella, Greg, FB, Stanford, 2003
- 46 Weeks, Jon, LS, Baylor, 2010
- 47 Dumps, Will, FS, San Diego State, 2007-08
Baxter, Jarrod, FB, New Mexico, 2002-04
- 48 Pittman, Bryan, LS, Washington, 2003-09,
- 50 Bing, Darnell, LB, USC, 2010
Anderson, Charlie, LB, Mississippi, 2004-07
Clemmons, Charlie, LB, Georgia, 2003
- 51 Sharpton, Darryl, LB, Miami (Fla.), 2010
Thompson, Chaun, LB, West Texas A&M, 2008-09
Polk, DaShon, LB, Arizona, 2004-06
McClain, Jimmy, LB, Troy, 2002-03
- 52 Adibi, Xavier, LB, Virginia Tech, 2008-10
Wong, Kailee, LB, Stanford, 2002-06
- 53 Keglal, Stanford, LB, Purdue, 2010
Nixon, David, LB, BYU, 2010
Coley, Kevis, LB, Southern Mississippi, 2008
Orr, Shantee, LB, Michigan, 2003-06
- 54 Diles, Zac, LB, Kansas State, 2007-10
Evans, Troy, LB, Cincinnati, 2002-06
- 55 Myers, Chris, C, Miami (Fla.), 2008-10
Hodgdon, Drew, C, Arizona St., 2006-07
(Hodgdon also wore #63 and #57)
Pettway, Kenneth, LB, Grambling St., 2005
Sharper, Jamie, LB, Virginia, 2002-04
- 56 Cushing, Brian, LB, USC, 2009-10
Greenwood, Morlon, LB, Syracuse, 2005-08
Foreman, Jay, LB, Nebraska, 2002-04
- 57 Bentley, Kevin, LB, Northwestern, 2008-10
Hodgdon, Drew, C, Arizona St., 2007
(Hodgdon also wore #63 and #55)
Monk, Quincy, LB, North Carolina, 2004
Bell, Marcus, LB, Arizona, 2004



ALL-TIME NUMERIC ROSTER

- 58 Greenhouse, Isaiah, LB, Northwestern St., 2010
Winborn, Jamie, LB, Vanderbilt, 2009
Flanagan, Mike, C, UCLA, 2006-07
Foley, Steve, LB, N.E. Louisiana, 2003
(Foley also wore # 93)
Lamar, Jason, LB, Toledo, 2002
- 59 Ryans, DeMeco, LB Alabama, 2006-10
Chamberlin, Frank, LB, Boston College, 2005
Acholonu, D.D., LB, Washington St., 2004
Carroll, Travis, LB, Florida, 2003
Spearman, Armegis, LB, Mississippi, 2003
Mitchell, Keith, LB, Texas A&M, 2002
- 60 Cochran, Earl, DE, Alabama St., 2006
(Cochran also wore #96)
Keathley, Michael, G, TCU, 2003
- 61 Weary, Fred, G, Tennessee, 2002-03
(Weary also wore #70)
- 62 Caldwell, Antoine, C, Alabama, 2009-10
Jackson, Scott, T, Brigham Young, 2006-08
Lorenti, Chris, C, Central Florida, 2002-03
- 63 White, Chris, C, Southern Mississippi, 2008-09
Hodgdon, Drew, C, Arizona St., 2005
(Hodgdon also wore #55 and #57)
- 64 Studdard, Kasey, G, Texas, 2007-10
Lynch, Ben, C, California, 2003
Newell, Mike, C, Colorado St., 2002
- 65 Brisel, Mike, G, Colorado State, 2007-10
Evans, Brandon, G, Houston, 2004
Schau, Ryan, G, Illinois, 2002
- 66 Salaam, Ephraim, T, San Diego State, 2010
(Salaam also wore #74)
Robinson, Deljuan, DT, Mississippi State, 2007-09
Dorsey, Char-ron, T, Florida St., 2002
- 67 Sheppard, Malcolm, DT, Arkansas, 2010
Brown, Milford, G, Florida St., 2002-05
- 68 Stevenson, Dan, Notre Dame, 2008
Bedell, Brad, T, Colorado, 2006
Riley, Victor, T, Auburn, 2005
Spears, Marcus, T, Northwestern St., 2004
Randall, Greg, T, Michigan St., 2003
- 69 Pitts, Chester, G/T, San Diego St., 2002-09
- 70 Reyes, Tutan, G, Mississippi, 2009
Weary, Fred, G, Tennessee, 2004-08
(Weary also wore # 61)
Graham, DeMingo, G, Hofstra, 2002
- 71 Smith, Shelley, G, Colorado State, 2010
Black, Jordan, T, Notre Dame, 2007
Pearson, Mike, T, Florida, 2006
Wade, Todd, T, Mississippi, 2004-05
Boselli, Tony, T, USC, 2002
- 72 Nading, Jesse, DE, Colorado State, 2008-10
Wiegert, Zach, G/T, Nebraska, 2003-06
Hall, Barry, T, Mid. Tennessee St., 2002
- 73 Winston, Eric, T, Miami (Fla.), 2006-10
Jones, Garrick, T, Arkansas St., 2003-04
- 74 Smith, Wade, G, Memphis, 2010
Salaam, Ephraim, T, San Diego St., 2006-09
(Salaam also wore #66)
Walter, Tyson, G, Ohio St., 2005
Young, Ryan, T, Kansas St., 2002
- 75 Frye, Brandon, T, Virginia Tech, 2007
Dalton, Lionel, DT, Eastern Michigan, 2006
Johnson, Travis, DT, Florida. St., 2005
(Johnson also wore # 99)
Herdon, Jimmy, T, Houston, 2002-03
- 76 Brown, Duane, T, Virginia Tech, 2008-10
McKinney, Steve, C, Texas A&M, 2002-07
- 77 Denney, Ryan, DE, BYU, 2010
Spencer, Charles, T, Pittsburgh, 2006-07
Washington, Todd, G/C, Virginia Tech, 2003-05
Thomas, Carlos, T, Florida St., 2002
- 78 Butler, Rashad, T, Miami (Fla.), 2008-10
Killings, Cedric, DT, Carson-Newman, 2006-07
Wand, Seth, T, N.W. Missouri St., 2003-05
Spikes, Cameron, G/T, Texas A&M, 2002
- 79 Bulman, Tim, DT, Boston College, 2006
(Bulman also wore #93)
Slecht, Jeremy, DT, Nebraska, 2003
Overhauser, Chad, G, UCLA, 2002
- 80 Johnson, Andre, WR, Miami (Fla.), 2003-10
McDermott, Sean, TE/LS, Kansas, 2002
- 81 Daniels, Owen, TE, Wisconsin, 2006-10
Murphy, Matt, TE, Maryland, 2003-05
Harris, Atnaf, WR, CS-Northridge, 2002
- 82 Harris, Clark, LS, Rutgers, 2008
Steele, Ben, TE, Meas College, 2006
Miller, Billy, TE, USC, 2002-04
- 83 Walter, Kevin, WR, Eastern Michigan, 2007-10
(Walter also wore #85)
Joppru, Bennie, TE, Michigan, 2003-06
Murphy, Frank, WR, Kansas St., 2002
Rutledge, Rod, TE, Alabama, 2002
- 84 Stross, Trey, WR, Iowa, 2010
Jenkins, Darnell, WR, Miami, 2008
Moulds, Eric, WR, Mississippi St., 2006
Rivers, Marcellus, TE, Oklahoma St., 2005
Moses, J.J., WR Iowa St., 2003-04
Lewis, Jermaine, WR, Maryland, 2002
- 85 Dreessen, Joel, TE, Colorado State, 2007-10
Walter, Kevin, WR, Eastern Michigan, 2006
(Walter also wore #83)
Bradford, Corey, WR, Jackson St., 2002-05
- 86 Casey, James, TE, Rice, 2009-10
Williams, Harry, WR, Tuskegee, 2008
Lewis, Derrick, WR, San Diego St., 2006
Gaffney, Jabar, WR, Florida, 2002-05
- 87 Hill, Anthony, TE, New Mexico St., 2009-10
Bruener, Mark, TE, Washington, 2004-08
Armstrong, Derick, WR, Ark.-Monticello, 2003
(Armstrong also wore # 88)
Dawson, JaJuan, WR, Tulane, 2002
Insley, Trevor, WR, Nevada-Reno, 2002
- 88 Graham, Garrett, TE, Wisconsin, 2010
Putzier, Jeb, TE, Boise St., 2006-07
Armstrong, Derick, WR, Ark.-Monticello, 2004-05
(Armstrong also wore #87)
Kent, Rashod, TE, Rutgers, 2003
Black, Avion, WR, Tennessee St., 2002
- 89 Anderson, David, WR, Colorado State, 2007-10
(Anderson also wore #14)
Holloway, Jabari, TE, Notre Dame, 2002-03
- 90 Williams, Mario, DE, North Carolina St., 2006-10
Davis, Jason, DE, West Virginia, 2005
Martin, Terrance, DT, North Carolina St., 2003
Green, Howard, DT, LSU, 2002
- 91 Okoye, Amobi, DT, Louisville, 2007-10
Payne, Seth, DT, Cornell, 2002-06
- 92 Mitchell, Earl, DT, Arizona, 2010
Zgonina, Jeff, DT, Purdue, 2007-09
Weaver, Anthony, DE, Notre Dame, 2006
(Weaver also wore #98)
Sears, Corey, DE, Mississippi St., 2002-04
- 93 Bulman, Tim, DT, Boston College, 2007-10
(Bulman also wore #79)
Babin, Jason, LB, Western Michigan, 2004-06
Foley, Steve, LB, N.E. Louisiana, 2003
(Foley also wore # 58)
Flowers, Erik, LB, Arizona St., 2002
- 94 Smith, Antonio, DE, Oklahoma St., 2009-10
Kalu, N.D., DE, Rice, 2006-07
Ioane, Junior, DT, Arizona St., 2003-05
Hill, Charles, DT, Maryland, 2002
- 95 Cody, Shaun, DT, USC, 2009-10
McClover, Stanley, DE, Auburn, 2008
Maddox, Anthony, DT, Delta St., 2006-07
Deloach, Jerry, DE, California, 2002-05
- 96 Anderson, Mark, DE, Alabama, 2010
Jamison, Tim, DE, Michigan, 2009-10
(Jamison also wore #99)
Cochran, Earl, DE, Alabama State, 2007-08
(Cochran also wore #60)
Johnson, Thomas, DT, Middle Tennessee St., 2006
Rainer, Wali, LB, Virginia, 2006
Walker, Gary, DE, Auburn, 2002-05
- 97 Lewis, Damione, DT, Miami, 2010
Okam, Frank, DT, Texas, 2008-10
Malone, Alfred, DE, Troy, 2005-06
Davis, Jason, DE, West Virginia, 2003
Worthen, Shawn, DT, TCU, 2002
- 98 Barwin, Connor, DE, Cincinnati, 2009-10
Weaver, Anthony, DE, Notre Dame, 2007-08
(Weaver also wore #92)
Peek, Antwan, LB, Cincinnati, 2003-06
Posey, Jeff, LB, So. Mississippi, 2002
- 99 Jamison, Tim, DE, Michigan, 2009-10
(Jamison also wore #96)
Ogunleye, Adewale, DE, Indiana, 2010
Johnson, Travis, DE, Florida St., 2006-08
(Johnson also wore # 75)
Smith, Robaire, DE, Michigan St., 2004-05
Martin, Steve, DT, Missouri, 2003
Blade, Willie, DE, Mississippi St., 2002

ALL-TIME PRACTICE SQUAD ROSTER



A

Acholonu, D.D., LB, 2004*
 Alridge, Anthony, RB, 2009
 Anderson, David, WR, 2006*
 Anderson, Jason, RB, 2005*
 Aromashodu, Devin, WR, 2007

B

Baker, Antonio, S, 2010
 Bazuin, Dan, DE, 2008
 Beach, Arliss, RB, 2007-08*
 Billings, Montez, WR, 2010
 Bing, Darnell, LB, 2009
 Boyd, Shane, QB, 2007*
 Brink, Alex, QB, 2008
 Brisiel, Mike, G, 2006-2007*
 Broussard, Jamall, WR, 2006
 Bulman, Tim, DT, 2006-2007*
 Burns, Curry, S, 2006

C

Carroll, Travis, LB, 2003*
 Castañeda, Eduardo, LB, 2007
 Cochran, Earl, DE, 2006*
 Coley, Kevis, LB, 2007-08*
 Collins, McAllister, C, 2002
 Crummey, Andrew, G, 2009
 Curtis, Kevin, S, 2006

D

Davis, A.J., CB, 2008
 Davis, Buster, LB, 2009
 Davis, Jason, DE, 2003-04*, 2006
 Dawson, Curry, T, 2003*
 Dorsey, Quinn, LB, 2005
 Douglas, Cody, G, 2006
 Douglas, Robert, FB, 2005, 2006
 Dunn, Anthony, LB, 2004

E

Echemandun, Adimchinobi, RB, 2007
 Egboh, Pannel, DE, 2009
 Eslinger, Greg, C, 2007*
 Evans, Brandon, G, 2004*

F

Faggins, Demarcus, CB, 2003*
 Foster, Arian, RB, 2009*
 Freeman, Marcus, LB, 2009
 Freeman, Rober*, CB, 2003*
 Frye, Brandon, T, 2007-08*

G

Gordon, Amon, DT, 2010
 Green, Howard, DT, 2002
 Greenhouse, Isaiah, LB, 2010*

H

Hall, Barry, T, 2002
 Halterman, Aaron, TE, 2005
 Hamilton, Derrick, WR, 2007
 Harris, Atnaf, WR, 2002*
 Harris, Clark, TE, 2008*, 2009
 Harris, Elliott, DE, 2005
 Hawkins, Jelani, OT, 2002*
 Hebert, Kyries, S, 2002*
 Helms, Brett, C, 2009-10
 Henry, Chris, RB, 2009*
 Herion, Atlas, G, 2006
 Hicks, Reese, OT, 2004-2005
 Holloway, Jabari, TE, 2002*

J

Jamison, Tim, DE, 2009*-10
 Jenkins, Darnell, WR, 2008*-09
 Jenkins, Michael, RB, 2002
 Johnson, Albert, WR, 2003
 Jones, Garrick, T, 2003, 2005*

K

Kent, Rashod, TE, 2002-03*

L

Lewis, Derrick, WR, 2006*
 Long, Gabe, DT, 2008
 Lord, Jammal, FS, 2004-2005*

M

Maddox, Anthony, DT 2006*
 Malone, Alfred, DT, 2005*
 McCoy, Chris, DE, 2010
 McKenzie, Chris, CB, 2005*
 Mitchell, Brandon, S, Ohio State 2007*
 Moats, Ryan, RB, 2008*
 Morgan, Donovan, WR, 2005*
 Murphy, Matt, TE, 2004*

N

Nading, Jesse, DE, 2008*-09*
 Neihuis, Doug, G, 2006
 Nerys, Jason, G, 2005

O

Oakley, Anthony, G, 2008
 Ogbonnaya, Chris, RB, 2010
 Orr, Shantee, LB, 2003-04*
 Overhauser, Chad, C/G, 2002*

P

Parson, Mark, CB, 2009
 Pemberton, Cole, T, 2010
 Pettway, Kenneth, LB, 2005*
 Pittman, Bryan, LS, 2003*
 Porter, Quinton, QB, 2006*

Q

Quinn, Mike, QB, 2003*

R

Roberson, Derrick, CB, 2007-08*
 Robinson, Deljuan, DT, 2007*
 Roland, Justin, LB, 2008
 Ross, Richie, WR, 2006
 Rue, Josh, FB, 2004

S

Seaverns, Justin, LB, 2003
 Sheppard, Malcolm, DT, 2010*
 Sherrod, Desmond, TE, 2009
 Simmons, Mark, WR, 2008
 Smith, Antone, RB, 2009
 Smith, Shelley, G, 2010*
 Stansbury, Ed, FB, 2002*
 Starling, Kendrick, WR, 2004*
 Stenavich, Adam, T, 2008-09
 Suber, Allen, WR, 2004

T

Taylor, Chris, RB, 2006*
 Terry, D.D., RB, 2008
 Thomas, Sloan, WR, 2004
 Thomas, Tarlos, T, 2002
 Thorpe, Craphonso, WR, 2006
 Torrey, Andre, LB, 2005
 Townsel, Derrick, WR, 2010

W

Walker, Darius, RB, 2007-08*
 Walker, John, S, 2006*
 Wallace, Cody, C, 2010
 Washington, Maurice, WR, 2005
 White, Chris, C, 2006
 Williams, Bobby, WR, 2010
 Williams, Harry, WR, 2006-2007*
 Williams, Paul, WR, 2010
 Williams, Torri, SS, 2010*
 Works, Renaldo, RB, 2004
 Worthen, Shawn, DT, 2002*
 Wright, Keith, DT, 2003
 Wynn, Milton, WR, 2002

Y

Young, David, SS, 2004

Z

Zabransky, Jared, QB, 2007

*. Players eventually made the active roster



ALL-TIME INJURED RESERVE

2002 (10)			
Name	Pos.	Date	Injury
Insley, Trevor	WR	8/15	Leg
Jones, Dwayne	WR	8/17	Knee
Evans, Leomont	S	8/27	Neck
Lorenti, Chris	C	9/1	Ankle
Boselli, Tony	T	10/15	Shoulder
Dennis, Pat	CB	10/22	Knee
Lamar, Jason	LB	10/30	Leg
Schau, Ryan	G	11/5	Foot
Rutledge, Rod	TE	11/26	Foot
Walker, Ramon	SS	12/24	Knee

2003 (17)			
Name	Pos.	Date	Injury
Baxter, Jarrod	FB	8/25	R Foot
Dennis, Pat	CB	8/25	R Knee
Herdon, Jimmy	OT	8/25	R Knee
Lorenti, Chris	C	8/25	L Achilles
Lynch, Ben	C	8/25	L Knee
Joppru, Bennie	TE	8/31	R Groin
Payne, Seth	DT	9/15	L Knee
Mack, Stacey	RB	11/26	L Toe
Walker, Gary	DE	11/28	R Toe
Banks, Tony	QB	12/1	R Hand
Walker, Ramon	SS	12/1	L Knee
Stevens, Matt	FS	12/3	L Knee
Clemons, Charlie	LB	12/8	R Ankle
Glenn, Aaron	CB	12/10	L Groin
Orr, Shantee	LB	12/22	L Fibula
Wright, Kenny	CB	12/22	L Knee
Brown, Milford	G	12/26	R Knee

2004 (11)			
Name	Pos.	Date	Injury
Anderson, Jason	RB	8/16	R Leg
Bell, Marcus	LB	8/26	Shoulder
Bell, Jason	CB	11/17	R Wrist
Walker, Ramon	SS	11/24	L Knee
Joppru, Bennie	TE	12/1	Groin
Symons, B.J.	QB	12/1	R Knee
Foreman, Jay	LB	12/5	L Ankle
Coleman, Marcus	FS	12/7	Shoulder
Evans, Troy	LB	12/15	L Ankle
Wiegert, Zach	G	12/22	R Knee
Peek, Antwan	LB	12/28	R Shoulder

2005 (8)			
Name	Pos.	Date	Injury
Wong, Kailee	LB	10/18	R Knee
Hodgdon, Drew	C	11/11	R Foot
Wade, Todd	T	11/18	R Knee
Buchanan, Phillip	CB	11/23	L Ankle
Ioane, Junior	DT	12/20	L Calf
Davis, Domanick	RB	12/28	L Knee
Walker, Gary	DE	12/28	R Arm
Wells, Jonathan	RB	12/30	L Thigh

2006 (16)			
Name	Pos.	Date	Injury
Rainer, Wali	LB	8/1	R Leg
McKenzie, Chris	CB	8/3	L Shoulder
Steele, Ben	TE	8/3	L Leg
Davis, Domanick	RB	9/2	L Knee
Alexander, Roc	CB	9/12	R Knee
Spencer, Charles	T	9/19	L Leg
Malone, Alfred	DT	10/10	R Hand
Payne, Seth	DT	10/17	R Knee
Johnson, Travis	DT	11/14	L Calf
Sanders, Lewis	CB	11/14	R Hand
Wiegert, Zach	T	11/14	R Knee
Flanagan, Mike	C	11/28	Ribs
Rosenfels, Sage	QB	11/28	R Hand
Cook, Jameel	FB	12/15	R Knee
Dalton, Lional	DT	12/23	Back
Mathis, Jerome	WR	12/23	R Hamstring

2007 (17)			
Name	Pos.	Date	Injury
Taylor, Chris	RB	7/31	L Knee
Alexander, Roc	CB	7/31	R Knee
Earl, Glenn	SS	8/14	L Foot
Horton, Jason	CB	8/14	R Arm
Barry, Kevin	T	8/24	R Biceps
Abbate, Jon	FB	9/1	R Ankle
Harrison, Brandon	FS	9/1	L Hamstring
Jackson, Scott	T	9/4	R Shoulder
Simmons, Jason	FS	9/11	L Knee
Killings, Cedric	DT	9/25	Neck
McKinney, Steve	C	9/25	L Knee
Mathis, Jerome	WR	10/6	R Lower Leg
Barber, Shawn	LB	10/31	Neck
Robinson, Dunta	CB	11/7	R Knee
Weary, Fred	G	12/4	R Leg
White, Chris	C	12/4	L Knee
Green, Ahman	RB	12/7	L Knee

2008 (11)			
Name	Pos.	Date	Injury
Stevenson, Dan	G	7/24	R Shoulder
Williams, Jimmy	CB	8/4	R Knee
Williams, Harry	WR	8/25	Neck
Jackson, Scott	T	8/26	L Foot
Brown, Chris	RB	8/30	Back
McClover, Stanley	DE	9/11	R Knee
Brown, C.C.	SS	9/30	R Arm
Diles, Zac	LB	11/6	L Leg
Molden, Antwaun	CB	11/16	L Leg
Cochran, Earl	DE	11/19	R Toe
Green, Ahman	RB	11/25	L Knee

2009 (13)			
Name	Pos.	Date	Injury
Barber, Dominique	FS	12/29	R Hamstring
Brisiel, Mike	G	10/14	L Foot
Campbell, Khary	LB	10/6	L Knee
Daniels, Owen	TE	11/4	R Knee
Hill, Anthony	TE	12/15	L Knee
Johnson, Jeremiah	RB	8/8	R Shoulder
Molden, Antwaun	CB	11/26	L Hamstring
Nolan, Troy	SS	8/18	L Hand
Pitts, Chester	G	9/24	R Knee
Slaton, Steve	RB	10/9	R Shoulder
Thompson, Chaun	LB	9/30	L Knee
Verdell, Toddrick	LB	9/6	R Shoulder
Wilson, Eugene	FS	11/25	L Foot

2010 (17)			
Name	Pos.	Date	Injury
Anderson, David	WR	12/15	L Shoulder
Barber, Dominique	SS	11/11	L Knee
Barwin, Connor	DE	9/14	R Ankle
Bing, Darnell	LB	8/20	Neck
Brisiel, Mike	G	12/15	R Calf
Bulman, Tim	DE	8/16	L Shoulder
Davis, André	WR	9/4	L Hip
Fine, Derek	TE	9/5	R Knee
Griffith, Justin	FB	8/4	Neck
Holliday, Trindon	WR	8/30	L Hand
Nading, Jesse	DE	12/7	L Knee
Paymah, Karl	CB	11/12	L Wrist
Ryans, DeMeco	LB	10/25	L Achilles
Stross, Trey	WR	6/16	L Foot
Tate, Ben	RB	8/30	R Ankle
Williams, Mario	DE	12/15	Sports Hernia
Williams, Torri	SS	12/1	L Hamstring

ALL-TIME COACHES



Coach	Position	Season
Bayless, Martin	Assistant Defensive Back	2006-07
Benton, John	Offensive Line	2006-11
Brown, Kippy	Wide Receiver	2002-05
Bush, Frank	Senior Defensive Assistant	2007-08
	Defensive Coordinator	2009-10
Calhoun, Troy	Offensive Coordinator/Quarterback	2006
CAPERS, DOM	HEAD COACH	2002-05
Carter, Perry	Defensive Assistant	2006-09
	Asst. Defensive Backs	2010-11
Dennison, Rick	Offensive Coordinator	2010-11
Fangio, Vic	Defensive Coordinator	2002-05
Fisch, Jedd	Defensive Quality Control	2002-03
Franklin, Jethro	Defensive Line	2007-08
Gibbs, Alex	Assistant Head Coach/Offense	2008-09
Gibbs, David	Defensive Backs Coach	2009-10
Grantham, Todd	Defensive Line	2002-04
Harris, Chick	Running Back	2002-11
Herring, Reggie	Linebackers	2002-03, '11
Hightower, Richard	Administrative Coordinator, Coaching	2006-07
	Special Teams Assistant	2008
Holland, Johnny	Linebackers	2006-10
Hoke, Jon	Defensive Back	2002-08
Karmelowicz, Bob	Defensive Line	2006
	Special Assistant to the Head Coach	2007-08
King, Bobby	Defensive Assistant	2011
Kirksey, Larry	Wide Receiver	2007-11
Knapp, Greg	Quarterbacks	2010-11
Kollar, Bill	Assistant head coach/defensive line	2009-11
KUBIAK, GARY	HEAD COACH	2006-11
LaFleur, Matt	Offensive Assistant	2008-09
Lubick, Marc	Offensive Assistant	2010-11
Marciano, Joe	Special Teams	2002-11
Marciano, Tony	Offensive Line	2002-03
	Tight End	2004-05
Marshall, Steve	Assistant Offensive Line	2002-05
	Offensive Line	2005
Matthews, Bruce	Offensive Assistant	2009-10
McDaniel, Mike	Offensive Assistant	2006-08

Coach	Position	Season
Oden, Tony	Assistant Defensive Backs	2004-05
Olivadotti, Tom	Linebackers	2004-05
Palmer, Chris	Offensive Coordinator	2002-05
Pariani, Brian	Tight Ends	2006-11
Pendry, Joe	Offensive Line	2004-05
	Offensive Coordinator	2005
Phillips, Wade	Defensive Coordinator	2011
Pollack, Frank	Assistant Offensive Line Coach	2008-11
Rhodes, Ray	Assistant Defensive Backs Coach	2008
	Senior Defensive Assistant	2009-10
Riley, Dan	Head Strength and Conditioning	2002-08
Roman, Greg	Tight End	2002-03
	Quarterback	2005
Ryan, Jim	Offensive Assistant	2011
Saleh, Robert	Defensive Assistant	2006-08
	Assistant Linebackers	2009-10
Schiotz, Matt	Asst. Strength & Conditioning Coach	2009-11
Shanahan, Kyle	Wide Receiver	2006
	Quarterbacks	2007
	Offensive Coordinator/Quarterbacks	2008-09
Sherman, Mike	Assistant Head Coach/Offense	2006
	Asst. Head Coach/Offense Coordinator	2007
Simien, Tracy	Assistant Defensive Line	2006
Smith, Cedric	Head Strength & Conditioning Coach	2010-11
Smith, Richard	Defensive Coordinator	2006-08
Stewart, Brian	Assistant Defensive Backs	2002-03
Sutulovich, Eric	Assistant Special Teams	2002-05
Wright, Ray	Assistant Strength and Conditioning	2002-08
	Head Strength and Conditioning	2009



TEXANS TRADE HISTORY

March 4, 2002:	Traded QB Danny Wuerffel to Washington in exchange for DT Jerry Deloach.
March 25, 2002:	Traded first of three 2002 seventh-round draft picks to Pittsburgh as compensation for restricted free agent K Kris Brown.
March 28, 2002:	Traded future draft pick to St. Louis in exchange for CB Jacoby Shepherd.
April 17, 2002:	Traded RB Charlie Rogers to Buffalo in exchange for LB Jay Foreman.
April 21, 2002:	Traded fourth-round pick in 2002 to Atlanta in exchange for 2003 third-round pick (88th overall-Dave Ragone)
March 6, 2003:	Traded fifth-round pick to New England in exchange for T Greg Randall.
April 26, 2003:	Traded second-round pick (36th overall) and fourth-round pick (117th overall) to New England for second-round pick (41st overall-Bennie Joppru) and third-round pick (75th overall-Seth Wand
	Traded third-round pick (83rd overall) and seventh-round pick (262nd overall) to Oakland in exchange for 2004 second-round pick (supplemental draft pick-Tony Hollings)
April 27, 2003:	Traded fifth-round pick (138th overall) to Indianapolis for 2004 fourth-round pick (122nd overall-Glenn Earl)
March 19, 2004:	Traded QB Drew Henson to Dallas in exchange for 2005 third-round pick.
April 24, 2004:	Traded second round pick (40th overall), third-round pick (71st overall), fourth-round pick (103rd overall) to Tennessee in exchange for first-round pick (27th overall-Jason Babin); also exchanged fifth-round picks (138th to 159th overall) with Tennessee.
April 25, 2004:	Traded fifth-round pick (159th overall) to Jacksonville in exchange for sixth-round pick (175th overall-Jammal Lord) and seventh-round pick (210th overall-Raheem Orr).
April 20, 2005:	Traded second-round pick (47th overall) and third-round pick (78th overall) to Oakland in exchange for CB Phillip Buchanon.
April 23, 2005:	Traded first-round pick (13th overall) to New Orleans in exchange for first round pick (16th overall-Travis Johnson) in 2005 draft and third-round selection in 2006 draft.
April 6, 2006:	Traded a fifth-round pick (134th overall) to the Buffalo Bills in exchange for WR Eric Moulds.
July 27, 2006:	Traded a conditional seventh-round pick in the 2007 to the San Francisco 49ers for QB Cody Pickett.
Sep. 13, 2006:	Traded RB Vernand Morency to Green Bay in exchange for RB Samkon Gado.
March 22, 2007:	Acquired QB Matt Schaub from the Atlanta Falcons for 2007 and 2008 second-round pick, and the eighth overall pick for the 10th overall pick (Amobi Okoye) in the 2007 Draft.
April 29, 2007:	Traded fourth-round draft pick (107th overall) to the New Orleans Saints in exchange for the Saints 2007 fourth-round pick (123rd overall- Fred Bennett) and a 2007 fifth-round pick (163rd overall-Brandon Frye).
March 17, 2008:	Traded a sixth-round pick in the 2008 NFL Draft to the Denver Broncos in exchange for C Chris Myers.
April 26, 2008:	Traded first-round pick (No. 18 overall) to the Baltimore Ravens for first-round pick (No. 26 overall-Duane Brown) a third-round pick (89th overall-Steve Slaton) and a sixth-round pick (173rd overall-Dominique Barber).
Feb. 27, 2009:	Traded QB Sage Rosenfels to the Minnesota Vikings in exchange for the 122nd selection in the 2009 NFL Draft (TE Anthony Hill).
Aut. 31, 2009:	Traded DT Travis Johnson to the San Diego Chargers in exchange for a sixth-round selection in the 2010 NFL Draft (197th overall - WR Trindon Holliday).
April 23, 2010	Traded second-round pick (51st overall) to the Minnesota Vikings in exchange for second- (62nd overall - traded) and third-round (93rd overall - traded).
April 23, 2010	Traded second- (62nd overall) and fifth-round (150th overall) picks to the New England Patriots in exchange for second-round pick (58th overall - RB Ben Tate).
April 24, 2010	Traded third-round pick (93rd overall) to the Kansas City Chiefs in exchange for fourth- (102nd overall - LB Darryl Sharpton) and fifth-round (144th overall - CB Sherrick McManis) picks.
April 29, 2011	Traded third- (73rd overall) and fifth-round (138th overall) pick with New England for a second-round (60th overall - CB Brandon Harris) pick.
April 30, 2011	Traded fourth-round pick (105th overall) and sixth-round pick (178th) to the Washington Redskins for a fourth-round pick (127th overall - CB Roc Carmichael) and two fifth-round picks (144th - S Shiloh Keo and 152nd - QB T.J. Yates).

TEXANS FREE AGENCY HISTORY



2002

Players Signed

March 6: C/G Steve McKinney, Indianapolis
March 7: LB Kailee Wong, Minnesota
March 10: WR Corey Bradford, Green Bay
March 15: RB James Allen, Chicago; LB Greg Jones, Chicago
March 25: K Kris Brown, Pittsburgh (restricted)
March 26: WR Tony Simmons, Indianapolis
April 3: T Jimmy Herndon, Chicago
April 5: SS Chris Carter, Cincinnati
April 8: QB Kent Graham, Washington;
CB Jason Simmons, Pittsburgh
April 9: G DeMingo Graham, San Diego;
TE Kaseem Sinceno, Chicago
April 10: TE Rod Rutledge, New England
April 18: LB Jeff Posey, Jacksonville
April 25: LB Robert Jones, Washington
May 9: LB Allen Aldridge, Detroit

Players Lost

None

2003

Players Signed:

March 1: T/G Zach Wiegert, Jacksonville
March 4: LB Jay Foreman, Houston
March 11: DE Corey Sears, Houston; FS Kevin Williams, Houston
March 17: SS Eric Brown, Houston
March 18: CB Pat Dennis, Houston (restricted);
QB Mike Quinn, Houston
March 21: CB Jason Simmons, Houston
March 25: WR JaJuan Dawson, Houston (restricted)
March 27: T Jimmy Herndon, Houston
April 2: LB Charlie Clemons, New Orleans;
CB Kenny Wright, Houston
April 4: QB Tony Banks, Houston
April 9: RB Stacey Mack, Jacksonville
April 25: G Ryan Schau, Houston

Players Lost:

Feb. 28: LB Jeff Posey, Buffalo
March 5: T Ryan Young, Dallas
March 14: LB Keith Mitchell, Jacksonville
March 28: G Cameron Spikes, Arizona

2004

Players Signed:

March 3: DE Gary Walker, Houston
March 4: DT Robaire Smith, Tennessee; T Todd Wade, Miami;
G/C Todd Washington, Houston
March 11: CB Jason Simmons, Houston
March 16: LB DaShon Polk, Buffalo
March 22: TE Mark Bruener, Pittsburgh; DE Corey Sears, Houston
March 23: TE Jabari Holloway, Houston (restricted)
March 30: FS Pat Dennis, Houston
April 19: FB Moran Norris, Houston (restricted)
April 20: CB Darrick Vaughn, Houston (restricted)
April 22: CB Jason Bell, Houston (restricted)
April 28: DE Jerry Deloach, Houston (restricted)

Players Lost:

March 4: FB Greg Comella, Tampa Bay;
LB Steve Foley, San Diego
March 6: DT Steve Martin, Minnesota
March 10: QB Mike Quinn, Denver
April 20: T Greg Randall, San Francisco

2005

Players Signed:

March 3: LB Morlon Greenwood, Miami; DT Seth Payne, Houston
March 5: CB Jason Bell, Houston; FB Moran Norris, Houston
March 9: CB Lewis Sanders, Cleveland;
DE Corey Sears, Houston; CB Jason Simmons, Houston
March 10: DE Jerry Deloach, Houston
March 17: QB Tony Banks, Houston;
LB Frank Chamberlin, Cincinnati
March 23: T Garrick Jones, Houston (restricted)
April 11: WR Corey Bradford, Houston;
RB Jonathan Wells, Houston
April 12: LB Troy Evans, Houston (restricted)
April 15: G Milford Brown, Houston (restricted)
April 18: KR Reggie Swinton, Detroit
May 3: LB Zeke Moreno, San Diego
May 13: T Victor Riley, New Orleans
May 18: TE Marcellus Rivers, N.Y. Giants
June 8: WR Kevin Kasper, New England

Players Lost:

March 10: FS Marlon McCree, Carolina
March 31: CB Kenny Wright, Jacksonville
June 7: T Marcus Spears, Cleveland

2006

Players Signed:

March 11: FB Jameel Cook, Tampa Bay
March 12: QB Sage Rosenfels, Miami;
DE Anthony Weaver, Baltimore
March 14: CB Chris McKenzie, Houston;
P Filip Filipovic, Philadelphia
March 19: WR Kevin Walter, Cincinnati (restricted)
March 21: TE Jeb Putzier, Denver
March 23: LB Shantee Orr, Houston; LB Frank Chamberlin,
Houston; LB DaShon Polk, Houston;
SS Ramon Walker, Houston
March 24: LB Sam Cowart, Minnesota;
C Mike Flanagan, Green Bay; LB Troy Evans, Houston
March 27: DE N.D. Kalu, Philadelphia
March 31: G David Loverne, Detroit
April 4: LB Wali Rainer, Detroit; WR Jake Schifino, New England
April 10: TE Ben Steele; WR Chris Doering;
FS Michael Stone, New England
April 26: T Brad Bedell, Green Bay
April 27: T Seth Wand, Houston (restricted)
May 8: RB Antowain Smith, New Orleans;
T Ephraim Salaam, Jacksonville

Players Lost:

March 13: CB Jason Bell, N.Y. Giants; WR Corey Bradford, Detroit
March 16: WR Jabar Gaffney, Philadelphia



TEXANS FREE AGENCY HISTORY

March 24: G Tyson Walter, Washington
 May 6: RB Tony Hollings, Chicago
 May 10: TE Marcellus Rivers, Oakland

2007

Players Signed:

March 5: RB Ahman Green, Green Bay;
 DB Roc Alexander, Houston; DE N.D. Kalu, Houston;
 T Ephraim Salaam, Houston
 March 7: LB Danny Clark, New Orleans
 March 8: P Chad Stanley, Houston
 March 9: T Jordan Black, Kansas City
 March 12: TE Mark Bruener, Houston
 March 15: DT Jeff Zgonina, Miami
 March 21: LB Shawn Barber, Philadelphia
 March 23: RB Ron Dayne, Houston
 March 26: FB Vonta Leach, Houston
 April 3: CB Von Hutchins, Houston
 April 5: CB Jamar Fletcher, Detroit
 April 12: WR André Davis, Buffalo
 April 20: LB Shantee Orr, Houston
 April 23: LB Charlie Anderson, Houston
 April 27: SS Glenn Earl, Houston

Players Lost:

March 3: DE Antwan Peek, Cleveland
 March 7: CB Lewis Sanders, Atlanta
 April 6: QB David Carr, Carolina
 April 10: LB Troy Evans, New Orleans
 April 13: SS Michael Stone, New York Giants

2008

Players Signed:

March 1: WR André Davis, Houston; CB Jacques Reeves, Dallas
 March 3: LB Kevin Bentley, Seattle
 March 7: SS Glenn Earl, Houston
 March 10: TE Mark Bruener, Houston
 March 14: LB Chaun Thompson, Cleveland
 March 20: RB Chris Brown, Tennessee; S Will Demps, Houston;
 DT N.D. Kalu, Houston
 March 24: QB Quinn Gray, Jacksonville; P Matt Turk, Houston
 March 27: RB Chris Taylor, Houston; WR Harry Williams, Houston;
 CB Nick Ferguson, Denver
 April 26: TE Joel Dreessen, Houston
 May 10: G Fred Weary, Houston
 May 19: CB Jimmy Williams, San Francisco;
 TE Ryan Krause, Green Bay
 May 22: WR Tim Carter, Cleveland;
 WR Mark Simmons, San Diego
 June 16: DE Roosevelt Colvin, New England

Players Lost:

March 1: LB Charlie Anderson, Miami
 March 2: S Von Hutchins, Atlanta
 March 4: TE Jeb Putzier, Seattle
 March 13: LB Danny Clark, New York Giants
 March 20: S Michael Boulware, Minnesota
 April 4: WR/KR Jerome Mathis, Washington

2009

Players Signed:

Feb. 27: DE Stanley McClover, Houston; C Chris White, Houston;
 FS Eugene Wilson, Houston
 March 1: DE Antonio Smith, Arizona; QB Dan Orlovsky, Detroit
 March 4: TE Joel Dreessen, Houston
 March 12: S Nick Ferguson, Houston
 March 13: WR David Anderson, Houston
 March 30: DT Shaun Cody, Detroit
 April 6: LB Cato June, Tampa Bay
 April 7: T Rashad Butler, Houston; LB Buster Davis, Indianapolis

Players Lost:

March 4: SS C.C. Brown, New York Giants
 April 2: CB DeMarcus Faggins, Tennessee

2010

Players Signed:

Jan. 11: QB John David Booty, Minnesota
 March 8: P Matt Turk, Houston; WR Kevin Walter, Houston
 March 16: G Wade Smith, Kansas City
 March 26: DE Tim Bulman, Houston
 March 31: LB DeMeco Ryans, Houston
 April 2: SS Bernard Pollard, Houston
 April 6: RB Ryan Moats, Houston
 April 7: K Neil Rackers, Arizona
 April 14: T Rashad Butler, Houston; C Chris White, Houston
 April 26: TE Michael Gaines, Cleveland
 April 29: LS Jon Weeks
 May 12: LB Danny Clark, New York Giants
 June 11: TE Owen Daniels, Houston
 June 16: TE Derek Fine, Buffalo
 June 17: FB Justin Griffith, Seattle;
 WR Bobby Williams, Minnesota

Players Lost:

March 5: CB Dunta Robinson, Atlanta
 March 17: QB Rex Grossman, Washington

TEXANS IN PRIME TIME



The Texans have appeared in 10 prime time games with a record of 3-7.

Year	Date	Opponent	Network	Result	Attendance
2002	Sunday, Sept. 8	Dallas	ESPN	W, 19-10	69,604
2004	Sunday, Nov. 21	Green Bay	ESPN	L, 16-13	70,769
2005	Sunday, Oct. 16	@ Seattle	ESPN	L, 42-10	66,196
2005	Sunday, Nov. 20	Kansas City	ESPN	L, 45-17	70,481
2007	Thursday, Dec. 13	Denver	NFL Network	W, 31-13	70,747
2008	Monday, Dec. 1	Jacksonville	ESPN	W, 30-17	70,809
2009	Monday, Nov. 23	Tennessee	ESPN	L, 20-17	71,153
2010	Monday, Nov. 1	@ Indianapolis	ESPN	L, 30-17	66,363
2010	Thursday, Dec. 1	@ Philadelphia	NFL Network	L, 34-24	69,144
2010	Monday, Dec. 13	Baltimore	ESPN	L, 34-28	71,413

TEXANS IN OVERTIME

The Texans have appeared in eight overtime games with a record of 1-7.

November 23, 2003 at Reliant Stadium

New England	23
Houston	20

Game winner- K Adam Viniteri's 28-yard FG

October 10, 2004 at Reliant Stadium

Minnesota	34
Houston	28

Game winner- WR Marcus Robinson's 50-yard TD reception

November 27, 2005 at Reliant Stadium

St. Louis	33
Houston	27

Game winner- WR Kevin Curtis' 56-yard TD reception

January 1, 2006 at Monster Park

San Francisco	20
Houston	17

Game winner- K Joe Nedney's 33-yard FG

December 10, 2006 at Reliant Stadium

Tennessee	26
Houston	20

Game winner- QB Vince Young's 39-yard TD run

September 28, 2008 at Jacksonville Municipal Stadium

Jacksonville	30
Houston	27

Game winner- K Josh Scobee's 37-yard FG

September 19, 2010 at FedEx Field

Houston	30
Washington	27

Game winner- K Neil Rackers' 35-yard FG

December 13, 2010 at Reliant Stadium

Baltimore	34
Houston	28

Game winner- Josh Wilson 12-yard INT return for touchdown



Neil Rackers' 35-yard field goal in overtime was the difference in Houston's 30-27 win against Washington at FedEx Field on Sept. 19, 2010. It marked the first overtime win in Texans franchise history.





TEXANS HONORS

NFL Pro Bowl

2003
CB Aaron Glenn (3rd overall selection)
DE Gary Walker (2nd overall selection)
2005
WR Andre Johnson (1st selection)
2006
WR Jerome Mathis (1st selection)
2007
WR Andre Johnson (2nd selection)
2008
LB DeMeco Ryans (1st selection)
2009
WR Andre Johnson (3rd selection)
DE Mario Williams (1st selection)
TE Owen Daniels (1st selection)
2010
LB Brian Cushing (1st selection)
WR Andre Johnson (4th selection)
LB DeMeco Ryans (2nd selection)
QB Matt Schaub (1st selection)
DE Mario Williams (2nd selection)
2011
RB Arian Foster (1st selection)
WR Andre Johnson (5th selection)
FB Vonta Leach (1st selection)

NFL Pro Bowl Most Valuable Player

2010: QB Matt Schaub

Associated Press All-Pro First Team

2005: KR Jerome Mathis
2008: WR Andre Johnson
2009: WR Andre Johnson

Associated Press All-Pro Second Team

2007: LB DeMeco Ryans
DE Mario Williams

Associated Press Rookie of the Year

2006: LB DeMeco Ryans (Defensive)
2009: LB Brian Cushing (Defensive)

Associated Press

NFL Player of the Week

2007: DE Mario Williams (Sept. 9)
K Kris Brown (Oct. 7)
2008: WR Andre Johnson (Oct. 26)

AFC Player of the Month

2002
P Chad Stanley (Special Teams, Sept.)
2003
CB Marcus Coleman (Defense, Sept.)
2008
WR Andre Johnson (Offense, Oct.)
2010
RB Arian Foster (Offense, Sept.)

NFL Player of the Month

2007
WR/KR André Davis (Special Teams, Dec.)

AFC Player of the Week

2002
CB Aaron Glenn (Defense, Dec. 8)
WR Avion Black (Special Teams, Dec. 15)
2003
P Chad Stanley (Special Teams, Nov. 2)
2004
K Kris Brown (Special Teams, Sept. 26)
2005
WR Jerome Mathis (Special Teams, Oct. 30)
2006
WR Andre Johnson (Offense, Oct. 1)
LB DeMeco Ryans (Defense, Dec. 3)
K Kris Brown (Special Teams, Dec. 24)
2007
DE Mario Williams (Defense, Sept. 9)
K Kris Brown (Special Teams, Oct. 7)
WR André Davis (Special Teams, Dec. 9)
DE Mario Williams (Defense, Dec. 13)
2008
WR Jacoby Jones (Special Teams, Oct. 12)
WR Jacoby Jones (Special Teams, Oct. 26)
QB Matt Schaub (Offense, Dec. 7)
RB Steve Slaton (Offense, Dec. 1)
2009
QB Matt Schaub (Offense, Sept. 20)
WR Jacoby Jones (Special Teams, Oct. 4)
LB Brian Cushing (Defense, Oct. 18)
LB Brian Cushing (Defense, Nov. 1)
2010
RB Arian Foster (Offense, Sept. 15)
WR Andre Johnson (Offense, Sept. 22)
QB Matt Schaub (Offense, Oct. 20)
CB Glover Quin (Defense, Dec. 1)

NFL Rookie of the Week

2003
WR Andre Johnson (Sept. 28)
RB Domanick Williams (Oct. 19)
RB Domanick Williams (Oct. 26)
RB Domanick Williams (Nov. 2)
RB Domanick Williams (Nov. 9)
WR Andre Johnson (Nov. 16)
RB Domanick Williams (Nov. 30)

NFL Rookie of the Month

2003: RB Domanick Williams (Oct.)
2006: LB DeMeco Ryans (Dec.)
2007: DT Amobi Okoye (Sept.)
2008: RB Steve Slaton (Dec.)
2009: LB Brian Cushing (Nov.)
LB Brian Cushing (Dec.)

NFL Rookie of the Year

2003: RB Domanick Williams

NFL Coach of the Week

2002: Dom Capers (Sept. 8)
2003: Dom Capers (Sept. 28)

NFL Alumni Player of the Year

2005: KR Jerome Mathis (Kick Returner)
2006: WR Andre Johnson (Wide Receiver)
2007: DE Mario Williams (Defensive Lineman)
2008: WR Andre Johnson (Wide Receiver)
2009: WR Andre Johnson (Wide Receiver)

NFL Players Association's Rookie of the Week

2008: RB Steve Slaton (Oct. 5)

College & Pro Football News Weekly All-Pro

2002: CB Aaron Glenn

ESPN.com All-Pro

2003: P Chad Stanley
2008: WR Andre Johnson

ESPN.com All-Rookie

2004: CB Dunta Robinson

FedEx Air Player of the Week

2010: QB Matt Schaub (Week 2)

FedEx Ground Player of the Week

2010: RB Arian Foster (Week 1)
RB Arian Foster (Week 17)

Football Digest All-Pro

2002: CB Aaron Glenn (second team)
2004: WR Andre Johnson (second team)

KFFL All-Rookie Team

2003: RB Domanick Williams
WR Andre Johnson

Mickey Herskowitz Award

2004: QB David Carr
2005: CB Dunta Robinson
2006: DE N.D. Kalu
2007: LT Ephraim Salaam
2008: WR Andre Johnson

Pro Football Weekly/PFWA All-Pro

2005: KR Jerome Mathis
2008: WR Andre Johnson
2009: WR Andre Johnson
LB Brian Cushing

Pro Football Weekly All-AFC

2002: CB Aaron Glenn
DE Gary Walker
2005: KR Jerome Mathis

TEXANS HONORS



Pro Football Weekly All-Rookie

2002: QB David Carr
2003: RB Domanick Davis
WR Andre Johnson
2005: KR Jerome Mathis
2006: TE Owen Daniels
LB DeMeco Ryans
2007: DT Amobi Okoye
2008: LB Xavier Adibi
2009: LB Brian Cushing

Pro Football Weekly Most Improved

2010: RB Arian Foster

Pro Football Weekly Rookie of the Year

2004: CB Dunta Robinson (Defense)
2006: LB DeMeco Ryans (Defense)
2009: LB Brian Cushing (Defense)

Sports Illustrated All-Pro Team

2005: KR Jerome Mathis
2008: WR Andre Johnson

The Sporting News All-Rookie Team

2008: LB Xavier Adibi
2009: LB Brian Cushing

The Sporting News All-Pro

2002: CB Aaron Glenn
2005: KR Jerome Mathis
2008: DE Mario Williams
WR Andre Johnson
2009: WR Andre Johnson
2010: RB Arian Foster
WR Andre Johnson

CNN's Peter King's Player of the Week

2008:
QB Matt Schaub (Offense, Dec. 7)
WR Jacoby Jones (Special Teams, Oct. 26)
WR Andre Johnson (Offense, Dec. 14)

ESPN ESPY'S

2011:
RB Arian Foster (Strongest Performance)

Touchdown Club Player of the Year

2004: WR Andre Johnson
2005: RB Domanick Davis
2006: WR Andre Johnson
2007: LB DeMeco Ryans
2008: WR Andre Johnson

USA Today All-Joe Team

2002: DT Seth Payne
2003: T Chester Pitts
DE Corey Sears
2004: G Chester Pitts
P Chad Stanley
2005: RB Jonathan Wells

2006: DE Anthony Weaver
2007: LB Morlon Greenwood
CB Von Hutchins
T Eric Winston
2008: FB Vonta Leach
CB Antwaun Molden
WR Kevin Walter
G Mike Brisiel
2009: SS Bernard Pollard

Houston Texans MVP

2005: RB Domanick Williams
2006: WR Andre Johnson
2007: LB DeMeco Ryans
2008: WR Andre Johnson
2009: WR Andre Johnson
2010: RB Arian Foster
WR Andre Johnson

Houston Texans Rookie of the Year

2004: CB Dunta Robinson
2005: WR Jerome Mathis
2006: LB DeMeco Ryans
2007: CB Fred Bennett
2008: RB Steve Slaton
2009: LB Brian Cushing
2010: DT Earl Mitchell

Mark Bruener Award

2004: DT Seth Payne
2005: TE Mark Bruener
2006: TE Mark Bruener
2007: TE Mark Bruener
2008: TE Mark Bruener
2009: LB DeMeco Ryans
* Known as the Spirit of the Bull Award prior to 2009.

Ed Block Courage Award

2002: CB Jason Bell
2003: CB Aaron Glenn
2004: DT Seth Payne
2005: WR Jabar Gaffney
2006: LB Kailee Wong
2007: DE Anthony Weaver
2008: WR Harry Williams
2009: LB Zac Diles
2010: TE Joel Dreessen



TEXANS DRAFT HISTORY

2002

- Round 1: QB David Carr (Fresno State, first overall)
 Round 2: WR Jabar Gaffney (Florida, 33);
 G/T Chester Pitts (San Diego State, 50)
 Round 3: G Fred Weary (Tennessee, 66);
 DT Charles Hill (Maryland, 83)
 Round 4: RB Jonathan Wells (Ohio State, 99)
 Round 5: FB Jarrod Baxter (New Mexico, 136);
 FS Ramon Walker (Pittsburgh, 153)
 Round 6: CB DeMarcus Faggins (Kansas State, 173);
 DT Howard Green (LSU, 190)
 Round 7: LB Greg White (Minnesota, 229);
 DT Ahmad Miller (UNLV, 261)
Supplemental Draft
 Round 6: G Milford Brown (Florida State)

2003

- Round 1: WR Andre Johnson (Miami, third overall)
 Round 2: TE Bennie Joppru (Michigan, 41)*
 Round 3: LB Antwan Peek (Cincinnati, 67);
 T Seth Wand (N.W. Missouri State, 75);
 QB Dave Ragone (Louisville, 88)
 Round 4: RB Domanick Davis (LSU, 104)
 Round 6: QB Drew Henson (Michigan, 192);
 DT Keith Wright (Missouri, 214)
 Round 7: SS Curry Burns (Louisville, 217);
 LS Chance Pearce (Texas A&M, 233)
Supplemental Draft
 Round 2: RB Tony Hollings (Georgia Tech)

2004

- Round 1: CB Dunta Robinson (South Carolina, 10th overall);
 LB Jason Babin (Western Michigan, 27)
 Round 2: Traded to Tennessee
 Round 3: Traded to Tennessee
 Round 4: SS Glenn Earl (Notre Dame, 122)
 Round 6: CB Vontez Duff (Notre Dame, 170);
 FS Jammal Lord (Nebraska, 175);
 LB Charlie Anderson (Mississippi, 200)
 Round 7: LB Raheem Orr (Rutgers, 210);
 WR Sloan Thomas (Texas, 211);
 QB B.J. Symons (Texas Tech, 248)

2005

- Round 1: DT Travis Johnson (Florida State, 16th overall)
 Round 2: Traded to Oakland for CB Phillip Buchanon
 Round 3: RB Vernand Mornecy (Oklahoma State, 73)
 Round 4: WR Jerome Mathis (Hampton, 114)
 Round 5: C Drew Hodgdon (Arizona State, 151)
 Round 6: SS C.C. Brown (La-Lafayette, 188)
 Round 7: LB Kenneth Pettway (Grambling State, 227)

2006

- Round 1: DE Mario Williams (N. C. State, first overall)
 Round 2: LB DeMeco Ryans (Alabama, 33)
 Round 3: T Charles Spencer (Pittsburgh, 65);
 T Eric Winston (Miami, 66)
 Round 4: TE Owen Daniels (Wisconsin, 98)
 Round 5: Traded to Buffalo for WR Eric Moulds
 Round 6: RB Wali Lundy (Virginia, 170)
 Round 7: WR David Anderson (Colorado State, 251)

2007

- Round 1: DT Amobi Okoye (Louisville, 10th overall)
 Round 2: Traded to Atlanta for QB Matt Schaub
 Round 3: WR Jacoby Jones (Lane (TN) College, 73)
 Round 4: CB Fred Bennett (South Carolina, 123)
 Round 5: S Brandon Harrison (Stanford, 144)*;
 T Brandon Frye (Virginia Tech, 163)
 Round 6: G Kasey Studdard (Texas, 183)
 Round 7: LB Zac Diles (Kansas State, 218)

2008

- Round 1: T Duane Brown (Virginia Tech, 26th overall)
 Round 2: Traded to Atlanta for QB Matt Schaub
 Round 3: CB Antwaun Molden (Eastern Kentucky, 79);
 RB Steve Slaton (West Virginia, 89)
 Round 4: LB Xavier Adibi (Virginia Tech, 118)
 Round 5: DT Frank Okam (Texas, 151)
 Round 6: S Dominique Barber (Minnesota, 173)
 Round 7: QB Alex Brink (Washington State, 223)

2009

- Round 1: LB Brian Cushing (USC, 15th overall)
 Round 2: DE Connor Barwin (Cincinnati, 46)
 Round 3: C Antoine Caldwell (Alabama, 77)
 Round 4: CB Glover Quin (New Mexico, 112);
 TE Anthony Hill (North Carolina St., 122)
 Round 5: TE James Casey (Rice, 152)
 Round 6: CB Brice McCain (Utah, 188)
 Round 7: S Troy Nolan (Arizona State, 223)*

2010

- Round 1: CB Kareem Jackson (Alabama, 20th overall)
 Round 2: RB Ben Tate (Auburn, 58)*
 Round 3: DT Earl Mitchell (Arizona, 81)
 Round 4: LB Darryl Sharpton (Miami, 102)
 TE Garrett Graham (Wisconsin, 118)
 Round 5: CB Sherrick McManis (Northwestern, 144)
 Round 6: G Shelley Smith (Colorado State, 187)
 WR Trindon Holliday (LSU, 197)*
 Round 7: WR Dorin Dickerson (Pittsburgh, 227)

2011

- Round 1: DE J.J. Watt (Wisconsin, 11th overall)
 Round 2: OLB Brooks Reed (Arizona, 42);
 CB Brandon Harris (Miami, 60)
 Round 4: CB Roc Carmichael (Virginia Tech, 127)
 Round 5: S Shiloh Keo (Idaho, 144);
 QB T.J. Yates (North Carolina, 152)
 Round 7: OT Derek Newton (Arkansas State, 214);
 DE Cheta Ozougwu (Rice, 254)

Bold indicates made active roster that season

* Indicates placed on injured reserve

2002 FINAL STATISTICS (4-12)



Date	W/L	Score	Opponent	Attendance	RUSHING	No.	Yds	Avg	Long	TD
9/8	W	19-10	DALLAS	69,604*	Wells	197	529	2.7	37	3
9/15	L	3-24	at San Diego	56,098	Allen	155	519	3.3	32	0
9/22	L	3-23	INDIANAPOLIS	69,204*	Carr	59	282	4.8	20	3
9/29	L	17-35	at Philadelphia	64,867*	Baxter	7	14	2.0	6	0
10/13	L	24-31	BUFFALO	70,120*	J. Lewis	3	8	2.7	5	0
10/20	L	17-34	at Cleveland	73,248*	Stanley	1	6	6.0	6	0
10/27	W	21-19	at Jacksonville	53,721	Bradford	2	-11	-5.5	0	0
11/3	L	3-38	CINCINNATI	69,827*	TEXANS	424	1,347	3.2	37	6
11/10	L	10-17	at Tennessee	68,804*	OPPONENTS	509	2,089	4.1	70	14
11/17	L	21-24	JACKSONVILLE	69,711*						
11/24	W	16-14	NEW YORK GIANTS	70,054*	RECEIVING	No.	Yds	Avg	Long	TD
12/1	L	3-19	at Indianapolis	56,820*	B. Miller	51	613	12.0	42	3
12/08	W	24-6	at Pittsburgh	58,551*	Allen	47	302	6.4	21	0
12/15	L	19-23	BALTIMORE	70,108*	Bradford	45	697	15.5	81	6
12/22	L	10-26	at Washington	70,291	Gaffney	41	483	11.8	27	1
12/29	L	3-13	TENNESSEE	70,694*	Dawson	21	286	13.6	28	0

*Sellouts										
TEAM STATISTICS										
TOTAL FIRST DOWNS										
Rushing	208									
Passing	59									
Penalty	119									
3rd Down: Made / Att.	30									
3rd Down Pct.	59/229									
4th Down: Made / Att.	25.8									
4th Down Pct.	5/14									
TIME OF POSSESSION	35.7									
TOTAL NET YARDS	28:06									
Avg. Per Game	3:572									
Total Plays	223.3									
Avg. Per Play	947									
NET YARDS RUSHING	3.8									
Avg. Per Game	1,347									
Total Rushes	84.2									
Avg. Per Play	424									
NET YARDS PASSING	3.2									
Avg. Per Game	2,225									
Sacked / Yards Lost	139.1									
Gross Yards	76/411									
Att. / Completions	2,636									
Completion Pct.	447/235									
Had Intercepted	52.6									
PUNTS / AVERAGE	15									
NET PUNTING AVG.	116/40.7									
PENALTIES / YARDS	116/36.8									
FUMBLES / BALL LOST	136/1,011									
TOUCHDOWNS	34/14									
Rushing	22									
Passing	6									
Returns	11									

SCORE BY PERIODS										
TEXANS	1	2	3	4	OT	Total				
OPPONENTS	37	56	51	69	0	213				
	74	114	66	102	0	356				
SCORING										
K. Brown	TD	Ru	Pa	Rt	PAT	FG	SAF	TP		
Bradford	0	0	0	0	20/20	17/24	0	71		
Carr	6	0	6	0	0/0	0/0	0	36		
Miller	3	3	0	0	0/0	0/0	0	18		
Wells	3	0	3	0	0/0	0/0	0	18		
Glenn	3	3	0	0	0/0	0/0	0	18		
Gaffney	2	0	0	2a	0/0	0/0	0	12		
Baxter	1	0	1	0	0/0	0/0	0	8		
Black	1	0	0	1c	0/0	0/0	0	6		
Williams	1	0	0	1d	0/0	0/0	0	6		
Wright	1	0	0	1b	0/0	0/0	0	6		
Allen	0	0	0	0	0/0	0/0	0	2		
McClain	0	0	0	0	0/0	0/0	1	2		
Payne	0	0	0	0	0/0	0/0	1	2		
TEXANS	22	6	11	5	20/20	17/24	3	213		
OPPONENTS	40	14	23	3*	38/38	24/34	2	356		

* - Fumble recovery by Raylee Johnson (9/15 at SD); Kickoff return by Andre Davis, 95 yards (10/20 at CLEV); Interception return by Artrell Hawkins, 102 yards (11/3 at HOU); a - Interception returns of 70 and 65 yards (12/8 at PIT); b - Fumble recovery of 40 yards (12/8 at PIT); c - Punt return of 76 yards (12/15 vs. BAL); d - Recovery of blocked punt (12/22 at WASH)

PASSING																				
Carr	Att	Comp	Yds	Cmp%	Yds/Att	TD	TD%	Int	Int%	Long	Sack/Lost	Rating								
Allen	444	233	2,592	52.5	5.84	9	2.0	15	3.4	61	76/411	62.8								
Gaffney	2	1	5	50.0	2.50	1	50.0	0	0.0	5t	0/0	95.8								
TEXANS	1	1	39	100.0	39.00	1	100.0	0	0.0	39t	0/0	158.3								
OPPONENTS	447	235	2,636	52.6	5.90	11	2.5	15	3.4	81	76/411	64.7								
	512	281	3,378	54.9	6.60	23	4.5	10	2.0	57t	35/237	82.1								



2002 FINAL STATISTICS (4-12)

DEFENSIVE STATISTICS

Based on Coaches Film Review

TACKLES	Solo	Asst	Total	Sck-Yrds	QB Press	INT-Yards	Pass Def.	Forced Fumbles	Fumble Recovery
Foreman, Jay	110	83	193	0.0-0	3	0-0	4	1	0
Sharper, Jamie	91	87	178	5.5-27	8	0-0	5	2	3
Payne, Seth	57	90	147	1.0-4	11	0-0	0	0	0
Stevens, Matt	47	70	117	0.0-0	0	1-0	0	0	0
Walker, Gary	46	69	115	6.5-33	42	0-0	0	1	1
Deloach, Jerry	30	73	103	1.0-10	11	0-0	0	0	0
Brown, Eric	52	43	95	0.5-3	1	2-7	7	1	0
Coleman, Marcus	56	34	90	0.0-0	0	1-0	30	0	2
Wong, Kailee	44	45	89	5.5-22	27	0-0	2	1	0
Glenn, Aaron	45	27	72	1.0-10	1	5-181	16	0	0
Posey, Jeff	43	28	71	8.0-77	22	1-0	1	2	0
Mitchell, Keith	25	23	48	1.0-7	4	0-0	0	1	0
Sears, Corey	12	35	47	1.0-9	7	0-0	0	0	0
Wright, Kenny	24	10	34	1.0-13	3	0-0	9	0	1
Williams, Kevin	13	9	22	0.0-0	0	0-0	0	0	0
Simmons, Jason	9	5	14	1.0-10	4	0-0	2	0	1
Walker, Ramon	2	3	5	0.0-0	0	0-0	0	0	0
Carter, Chris	1	3	4	1.0-9	0	0-0	0	0	0
Hill, Charles	0	3	3	0.0-0	0	0-0	0	0	0
Dennis, Pat	0	1	1	0.0-0	0	0-0	0	0	0
Flowers, Erik	1	0	1	0.0-0	0	0-0	1	0	0
Bell, Jason	0	0	0	0.0-0	0	0-0	2	0	0
McClain, Jimmy	0	0	0	0.0-0	0	0-0	0	0	0
TEAM	0	0	0	1.0-3	0	0-0	0	0	0
Total	708	741	1,449	35.0-237	144	10-188	79	9	8

SPECIAL TEAMS STATISTICS

SPECIAL TEAMS	Solo	Asst	Total	Blocks Punt	Forced Fumbles	Fumble Recovery
Bell, Jason	14	2	16	0	0	1
Evans, Troy	10	4	14	0	0	1
Simmons, Jason	2	2	14	0	1	0
Carter, Chris	9	3	12	0	0	0
Foreman, Jay	9	1	10	0	0	0
Murphy, Frank	8	1	9	0	0	0
Walker, Ramon	7	2	9	0	1	0
McClain, Jimmy	4	4	8	1	0	0
Wright, Kenny	5	3	8	0	0	0
Williams, Kevin	7	0	7	0	0	0
Flowers, Erik	5	1	6	0	0	0
Norris, Moran	2	4	6	0	0	0
Posey, Jeff	6	0	6	0	0	0
Brown, Eric	2	3	5	0	0	0
Dennis, Pat	3	2	5	0	0	0
Lamar, Jason	4	1	5	0	0	0
McDermott, Sean	3	2	5	0	0	0
Coleman, Marcus	2	0	2	0	0	0
Dawson, JaJuan	2	0	2	0	0	0
Allen, James	1	0	1	0	0	0
Black, Avion	1	0	1	0	0	0
Bradford, Corey	1	0	1	0	0	0
Miller, Billy	1	0	1	0	0	1
Stanley, Chad	1	0	1	0	0	0
Stevens, Matt	1	0	1	0	0	0
Total	110	35	155	1	2	3



2003 FINAL STATISTICS (5-11)

Date	W/L	Score	Opponent	Attendance
9/07	W	21-20	@ Miami	73,010*
9/14	L	10-31	@ New Orleans	68,390*
9/21	L	14-42	KANSAS CITY	70,487*
9/28	W	24-20	JACKSONVILLE	70,041*
10/12	L	17-38	@ Tennessee	68,809*
10/19	L	14-19	NEW YORK JETS	70,623*
10/26	L	21-30	@ Indianapolis	56,132*
11/02	W	14-10	CAROLINA	70,052*
11/09	L	27-34	@ Cincinnati	50,437
11/16	W	12-10	@ Buffalo	72,677*
11/23	L	20-23 OT	NEW ENGLAND	70,719*
11/30	W	17-13	ATLANTA	70,388*
12/07	L	0-27	@ Jacksonville	43,363
12/14	L	3-16	@ Tampa Bay	65,124*
12/21	L	24-27	TENNESSEE	70,758*
12/28	L	17-20	INDIANAPOLIS	70,680*

*Sellouts

TEAM STATISTICS

TOTAL FIRST DOWNS

	Texans	Opponents
Rushing	86	130
Passing	127	179
Penalty	24	27
3rd Down: Made / Att.	63/204	89/222
3rd Down Pct.	30.9	40.1
4th Down: Made / Att.	9/14	10/14
4th Down Pct.	64.3	71.4

TIME OF POSSESSION

	Texans	Opponents
TOTAL NET YARDS	4,306	6,082
Avg. Per Game	269.1	380.1
Total Plays	896	1,054
Avg. Per Play	4.8	5.8

NET YARDS RUSHING

	Texans	Opponents
Avg. Per Game	1,651	2,370
Total Rushes	402.2	148.1
Avg. Per Play	3.9	4.4

NET YARDS PASSING

	Texans	Opponents
Avg. Per Game	2,655	3,712
Sacked / Yards Lost	165.9	232.0
Gross Yards	36/186	19/123
Att. / Completions	2,841	3,835
Completion Pct.	439/248	502/297
Had Intercepted	56.5	59.2

PUNTS / AVERAGE

	Texans	Opponents
NET PUNTING AVG.	97/41.5	75/41.7
PENALTIES / YARDS	36.7	35.8
FUMBLES / BALL LOST	121/96.1	96/76.7
TOUCHDOWNS	18/9	18/8
Rushing	29	42
Passing	14	15
Returns	14	22

SCORE BY PERIODS

	1	2	3	4	OT	Total
TEXANS	23	87	84	61	0	255
OPPONENTS	64	115	73	125	3	380

SCORING

	TD	Ru	Pa	Rt	PAT	FG	SAF	TP
Brown	0	0	0	0	27/27	18/22	0	81
Davis	8	8	0	0	0/0	0/0	0	48
Bradford	4	0	4	0	0/0	0/0	0	24
Johnson	4	0	4	0	0/0	0/0	0	24
Mack	4	4	0	0	0/0	0/0	0	24
Miller	3	0	3	0	0/0	0/0	0	18
Carr	2	2	0	0	0/0	0/0	0	12
Gaffney	2	0	2	0	0/0	0/0	0	12
Armstrong	1	0	1	0	0/0	0/0	0	6
McCree	1	0	0*	1	0/0	0/0	0	6
TEXANS	29	14	14	1	27/27	18/22	0	255
OPPONENTS	42	15	22	5#	40/40	28/35	2	380

* McCree 95-yd int return, vs. TENN (12/21); # D.Rogers 40-yd int return, at NO (9/14); D.Hall 73-yd punt return, vs. KC (9/21); S.Harts 39-yd int return, vs. KC (9/21); A.Dyson 51-yd int return, at TEN (10/12); S.Rolle 61-yard fumble return, vs. TENN (12/21)

PASSING

	Att	Comp	Yds	Cmp%	Yds/Att	TD	TD%	Int	Int%	Long	Sack/Lost	Rating
Carr	295	167	2,013	56.6	6.82	9	3.1	13	4.4	78t	15/90	69.5
Banks	102	61	693	59.8	6.79	5	4.9	3	2.9	46t	13/57	84.3
Ragone	40	20	135	50.0	3.38	0	0.0	1	2.5	24	8/39	47.4
Gaffney	1	0	0	0.0	0.00	0	0.0	0	0.0	0	0/0	39.6
TEXANS	439	248	2,841	56.5	6.47	14	3.2	18	4.1	78t	36/186	69.7
OPPONENTS	502	297	3,835	59.2	7.64	22	4.4	14	2.8	84t	19/123	86.2

	No.	Yds	Avg	Long	TD
RUSHING					
Davis	238	1,031	4.3	51	8
Mack	93	253	2.7	13	4
Carr	27	151	5.6	36	2
Hollings	38	102	2.7	17	0
Ragone	6	51	8.5	14	0
Banks	6	27	4.5	13	0
Wells	5	14	2.8	10	0
Gaffney	1	13	13.0	13	0
Stanley	1	12	12.0	12	0
Simmons	1	7	7.0	7	0
Johnson	5	-10	-2.0	11	0
TEXANS	421	1,651	3.9	51	14
OPPONENTS	533	2,370	4.4	64	15

	No.	Yds	Avg	Long	TD
RECEIVING					
Johnson	66	976	14.8	46t	4
Davis	47	351	7.5	17	0
Miller	40	355	8.9	25	3
Gaffney	34	402	11.8	33	2
Bradford	24	460	19.2	78t	4
Mack	9	55	6.1	10	0
Holloway	8	84	10.5	33	0
Armstrong	7	75	10.7	18	1
Norris	7	40	5.7	11	0
Hollings	2	25	12.5	19	0
Wells	2	17	8.5	12	0
Coleman	1	6	6.0	6	0
Ragone	1	-5	-5.0	-5	0
TEXANS	248	2,841	11.5	78t	14
OPPONENTS	297	3,835	12.9	84t	22

	No.	Yds	Avg	Long	TD
INTERCEPTIONS					
Coleman	7	95	13.6	41	0
Wright	3	-2	-7.0	0	0
McCree	1	95	95.0	95t	1
Stevens	1	12	12.0	12	0
E. Brown	1	5	5.0	5	0
Glenn	1	0	0.0	0	0
TEXANS	14	205	14.6	95t	1
OPPONENTS	18	207	11.5	51t	3

	No.	Yds	Avg	Net	TB	In	Lg	B
PUNTING								
Stanley	97	4,028	41.5	36.7	3	36	58	0
TEXANS	97	4,028	41.5	36.7	3	36	58	0
OPPONENTS	75	3,130	41.7	35.8	9	20	59	1

	Ret	FC	Yds	Avg	Long	TD
PUNT RETURNS						
Moses	36	7	244	6.8	40	0
Gaffney	4	1	22	5.5	15	0
TEXANS	40	8	266	6.7	40	0
OPPONENTS	43	37	407	9.5	73t	1

	No	Yds	Avg	Long	TD
KICKOFF RETURNS					
Moses	58	1,355	23.4	70	0
Hollings	8	142	17.8	30	0
Norris	5	71	14.2	19	0
Davis	3	61	20.3	28	0
Vaughn	3	47	15.7	22	0
Wells	2	24	12.0	14	0
T. Martin	1	0	0.0	0	0
TEXANS	80	1,700	21.3	70	0
OPPONENTS	53	1,149	21.7	49	0

	1-19	20-29	30-39	40-49	50+
FIELD GOALS					
K. Brown	1/1	3/3	8/8	5/6	1/4
TEXANS	1/1	3/3	8/8	5/6	1/4
OPPONENTS	0/0	13/14	10/12	5/9	0/0

K. Brown: (36G, 43N, 50G, 54N, 23G, 24G, 35G)(30G)() (48G, 50N) (29G) (45G, 33G) (41G, 34G) (19G, 31G) (40G, 52N) () (38G) (49G) (36G)
 OPPONENTS: () (39G) () (29G, 20G) (33G) (39G, 30G) (31G, 29G, 22G) (23G) (40G, 40G) (29N, 44N, 23G, 20G) (21G, 38N, 32G, 37B, 28G) (49N, 35G, 42G) (35G, 41N, 28G) (36G, 23G, 26G, 41B) (41G, 26G) (39G, 43G)



2003 FINAL STATISTICS (5-11)

DEFENSIVE STATISTICS

Based on Coaches Film Review

TACKLES	Solo	Asst	Total	Sck-Yrds	QB Press	INT-Yards	Pass Def.	Forced Fumbles	Fumble Recovery
Sharper, Jamie	117	78	195	4.0-19	3	0-0	2	3	0
Foreman, Jay	107	73	180	2.0-3	3	0-0	2	1	2
Brown, Eric	74	46	120	0.5-6	0	1-5	2	3	0
DeLoach, Jerry	43	66	109	0.0-0	9	0-0	2	0	0
Martin, Steve	46	46	92	1.0-6	13	0-0	3	0	0
Wong, Kailee	51	35	86	3.0-14	26	0-0	4	1	0
Coleman, Marcus	55	22	77	0.0-0	1	7-95	23	1	0
Sears, Corey	30	45	75	1.0-10	7	0-0	0	0	1
McCree, Marlon	31	28	59	0.0-0	0	1-95	3	0	0
Wright, Kenny	38	15	53	1.0-9	1	3--2	14	0	0
Ioane, Junior	21	31	52	0.5-2	9	0-0	0	0	0
Stevens, Matt	25	14	39	0.0-0	0	1-12	3	0	1
Foley, Steve	21	9	30	1.0-9	4	0-0	1	0	0
Glenn, Aaron	23	6	29	0.0-0	0	1-0	16	0	0
Clemons, Charlie	17	11	28	1.0-8	11	0-0	3	0	2
Peek, Antwan	20	8	28	1.0-12	5	0-0	3	0	0
Simmons, Jason	16	7	23	0.0-0	1	0-0	4	0	0
Walker, Gary	13	9	22	0.0-0	10	0-0	1	0	0
Martin, Terrance	6	11	17	0.0-0	2	0-0	0	0	0
Payne, Seth	6	5	11	1.0-7	1	0-0	0	0	0
Faggins, Demarcus	6	5	11	0.0-0	0	0-0	12	0	0
Orr, Shantee	6	3	9	2.0-18	3	0-0	0	0	1
Vaughn, Darrick	7	0	7	0.0-0	0	0-0	2	0	0
Stechta, Jeremy	2	4	6	0.0-0	0	0-0	0	0	0
Bell, Jason	1	0	1	0.0-0	0	0-0	1	0	0
Evans, Troy	1	0	1	0.0-0	0	0-0	0	0	0
Walker, Ramon	1	0	1	0.0-0	0	0-0	0	0	0
Total	784	577	1,361	19.0-117	109	14-205	101	9	7

SPECIAL TEAMS STATISTICS

SPECIAL TEAMS	Solo	Asst	Total	PAT	Blocks Punt	FG	Forced Fumbles	Fumble Recovery
Walker, Ramon	13	4	17	0	0	1	0	0
Bell, Jason	10	5	15	0	0	0	0	0
Evans, Troy	11	4	15	0	0	0	1	0
Simmons, Jason	10	4	14	0	0	0	0	0
Vaughn, Darrick	11	2	13	0	0	0	0	0
Wells, Jonathan	7	6	13	0	0	0	0	0
Norris, Moran	4	4	8	0	0	0	0	0
Wright, Kenny	5	2	7	0	0	0	0	0
McClain, Jimmy	3	3	6	0	0	0	0	0
Brown, Eric	5	1	6	0	0	1	0	0
Foley, Steve	5	0	5	0	0	0	0	0
Brown, Kris	4	0	4	0	0	0	0	0
Faggins, Demarcus	4	0	4	0	0	0	0	0
McCree, Marlon	2	1	3	0	0	0	1	0
Stevens, Matt	3	0	3	0	0	0	0	0
Carroll, Travis	0	3	3	0	0	0	0	0
Pittman, Bryan	2	1	3	0	0	0	0	0
Peek, Antwan	1	1	2	0	0	0	0	0
Orr, Shantee	1	1	2	0	0	0	0	1
Davis, Domanick	1	0	1	0	0	0	0	0
Bradford, Corey	1	0	1	0	0	0	0	0
Clemons, Charlie	1	0	1	0	0	0	0	0
Coleman, Marcus	1	0	1	0	0	0	0	0
Wright, Kenny	1	0	1	0	0	0	0	0
Johnson, Andre	1	0	1	0	0	0	0	0
Murphy, Matt	0	1	1	0	0	0	0	0
Burns, Curry	0	1	1	0	0	0	0	0
Total	107	44	151	0	1	2	2	1

2004 FINAL STATISTICS (7-9)



Date	W/L	Score	Opponent	Attendance	RUSHING	No.	Yds	Avg	Long	TD
9/12	L	20-27	SAN DIEGO	70,255	Davis	302	1,188	3.9	44	13
9/19	L	16-28	at Detroit	61,465	Carr	73	299	4.1	24	0
9/26	W	24-21	at Kansas City	77,433	Wells	82	299	3.6	14	3
10/3	W	30-17	OAKLAND	70,741	Hollings	11	47	4.3	13	0
10/10	L	28-34	OT MINNESOTA	70,718	Gaffney	4	30	7.5	10	0
10/17	W	20-10	at Tennessee	68,932	Johnson	4	12	3.0	14	0
10/31	W	20-6	JACKSONVILLE	70,502	Stanley	1	5	5.0	5	0
11/7	L	13-31	at Denver	74,292	Baxter	2	1	0.5	1	0
11/14	L	14-49	at Indianapolis	56,511	Simmons	1	1	1.0	1	0
11/21	L	13-16	GREEN BAY	70,769	Norris	1	0	0.0	0	0
11/28	W	31-21	TENNESSEE	70,721	TEXANS	481	1,882	3.9	44	16
12/5	L	7-29	at New York Jets	77,875	OPPONENTS	417	1,843	4.4	55t	4
12/12	L	14-23	INDIANAPOLIS	70,762	RECEIVING	No.	Yds	Avg	Long	TD
12/19	W	24-5	at Chicago	62,122	Johnson	79	1,142	14.5	54t	6
12/26	W	21-0	at Jacksonville	66,227	Davis	68	588	8.6	38	1
12/05	L	22-14	CLEVELAND	70,724	Gaffney	41	632	15.4	69	2

TEAM STATISTICS

	Texans	Opponents		Texans	Opponents
TOTAL FIRST DOWNS	300	304	INTERCEPTIONS	No.	Yds
Rushing	103	89	Robinson	6	146
Passing	174	194	Glenn	5	40
Penalty	23	21	Faggins	3	47
3rd Down: Made/Att	81/211	89/205	Wong	3	0
3rd Down Pct.	38.4	43.4	Coleman	2	116
4th Down: Made/Att	13/21	1/6	McCree	1	24
4th Down Pct.	61.9	16.7	Peek	1	20
POSSESSION AVG.	29:59	30:01	Simmons	1	0
TOTAL NET YARDS	5128	5,458	TEXANS	22	393
Avg. Per Game	320.5	341.1	OPPONENTS	14	157
Total Plays	1,001	971	INTERCEPTIONS	No.	Yds
Avg. Per Play	5.1	5.6	Robinson	6	146
NET YARDS RUSHING	1,882	1,843	Glenn	5	40
Avg. Per Game	117.6	115.2	Faggins	3	47
Total Rushes	481	417	Wong	3	0
NET YARDS PASSING	3,246	3,615	Coleman	2	116
Avg. Per Game	202.9	225.9	McCree	1	24
Sacked/Yards Lost	49/301	24/161	Peek	1	20
Gross Yards	3,547	3,776	Simmons	1	0
Att./Completions	471/286	530/344	TEXANS	22	393
Completion Pct.	60.7	64.9	OPPONENTS	14	157
Had Intercepted	14	22	PUNTING	No.	Yds
PUNTS/AVERAGE	73/41.2	69/41.7	Stanley	73	3,009
NET PUNTING AVG.	73/35.7	69/36.4	TEXANS	73	3,009
PENALTIES/YARDS	106/928	123/979	OPPONENTS	69	2,880
FUMBLES/BALL LOST	22/11	22/8	PUNT RETURNS	No.	Yds
TOUCHDOWNS	37	39	Moses	36	13
Rushing	16	4	Glenn	4	0
Passing	16	32	Robinson	0	0
Returns	5	3	TEXANS	40	13

SCORE BY PERIODS

	1	2	3	4	OT	Total
TEXANS	33	101	60	115	0	309
OPPONENTS	65	105	85	82	6	339

SCORING	TD	Ru	Pa	Rt	PAT	FG	SAF	TP
Brown	0	0	0	0	34/34	17/24	0	85
Davis	14	13	1	0	0/0	0/0	0	84
Johnson	6	0	6	0	0/0	0/0	0	36
Wells	5	3	2	0	0/0	0/0	0	32
Bradford	3	0	3	0	0/0	0/0	0	18
Gaffney	2	0	2	0	0/0	0/0	0	12
Anderson-d	1	0	0	1	0/0	0/0	0	6
Armstrong	1	0	1	0	0/0	0/0	0	6
Coleman-a	1	0	0	1	0/0	0/0	0	6
Faggins-c	1	0	0	1	0/0	0/0	0	6
Miller	1	0	1	0	0/0	0/0	0	6
Peek-e	1	0	0	1	0/0	0/0	0	6
Sharper-b	1	0	0	1	0/0	0/0	0	6
TEXANS	37	16	16	5	32/32	17/24	0	309
OPPONENTS	39	4	32	3*	37/37	22/29	1	339

a-M. Coleman 102-yd interception return, at KC (9/26); b-J. Sharper 16-yd fumble return, vs. OAK (10/3); c-D. Faggins 43-yd interception return, vs. JAX (10/31); d-C. Anderson 60-yd fumble return, at CHI (12/19); e-A. Peek 66-yd fumble return, at JAX (12/26/04); *E. Drummond 99-yd kickoff return, @ DET (9/19); *B. Sanders 37-yd fumble return, at IND (11/14); *V. Hutchins 77-yd interception return, at IND (11/14)

PASSING	Att	Comp	Yds	Cmp%	Yds/Att	TD	TD%	Int	Int%	Long	Sack/Lost	Rating
Carr	442	271	3,425	61.3	7.75	15	3.4	14	3.2	69	43/273	83.6
Gaffney	2	0	0	0.0	0.00	0	0.0	0	0.0	0	0/0	39.6
Banks	1	0	0	0.0	0.00	0	0.0	0	0.0	0	0/0	39.6
TEXANS	445	271	3,425	60.9	7.70	15	3.4	14	3.1	69	43/273	83.0
Opponents	501	324	3,548	64.7	7.08	31	6.2	20	4.0	80t	23/160	89.5



2004 FINAL STATISTICS (7-9)

DEFENSIVE STATISTICS

Based on Coaches Film Review

TACKLES	Solo	Asst	Total	Sck-Yrds	QB Press	INT-Yards	Pass Def.	Forced Fumbles	Fumble Recovery
Sharper, Jamie	113	64	177	2.0-19	19	0-0	5	3	1
Foreman, Jay	67	35	102	0.0-0	2	0-0	0	0	1
Smith, Robaire	38	62	100	3.0-21	22	0-0	6	0	0
Wong, Kailee	65	30	95	5.5-29	39	3-0	2	1	1
Robinson, Dunta	65	20	85	3.0-26	4	6-146	19	3	0
Coleman, Marcus	49	31	80	0-0	0	2-116	8	0	0
Payne, Seth	34	44	78	2.0-16	12	0-0	0	0	0
Walker, Gary	25	52	77	0.5-4	36	0-0	1	1	0
Babin, Jason	51	25	76	4.0-19	45	0-0	1	0	2
Earl, Glenn	32	34	66	0.0-0	0	0-0	1	0	0
Glenn, Aaron	49	10	59	0.0-0	0	5-40	11	0	0
DeLoach, Jerry	19	30	49	0.0-0	2	0-0	1	0	0
Simmons, Jason	35	11	46	0.0-0	2	1-0	0	1	0
Polk, DaShon	26	19	45	1.0-1	0	0-0	0	0	1
Faggins, Demarcus	31	6	37	0.0-0	0	3-47	9	0	0
McCree, Marlon	25	4	29	0.0-0	0	1-24	2	0	0
Sears, Corey	5	11	16	0.0-0	5	0-0	2	0	0
Peek, Antwan	10	2	12	2.0-16	7	1-20	0	1	1
Wright, Kenny	7	1	8	1.0-10	0	0-0	0	0	0
Brown, Eric	3	2	5	0.0-0	0	0-0	0	0	0
Ioane, Junior	0	3	3	0.0-0	1	0-0	0	0	0
Anderson, Charlie	1	0	1	0.0-0	1	0-0	0	0	1
Total	750	496	1,246	24.0-161	197	22-393	68	10	8

SPECIAL TEAMS STATISTICS

SPECIAL TEAMS	Solo	Asst	Total	PAT	Blocks Punt	FG	Forced Fumbles	Fumble Recovery
Peek, Antwan	10	8	18	0	1	0	0	0
Evans, Troy	8	8	16	0	0	0	0	0
Anderson, Charlie	9	4	13	0	0	0	0	0
Wells, Jonathan	7	5	12	0	0	0	0	0
Brown, Eric	8	1	9	0	0	0	0	0
McCree, Marlon	7	2	9	0	0	0	0	0
Polk, DaShon	8	1	9	0	0	0	0	0
Faggins, Demarcus	6	1	7	0	0	0	0	0
Norris, Moran	4	3	7	0	0	0	0	0
Bell, Jason	5	1	6	0	0	0	0	0
Wright, Kenny	4	1	5	0	0	0	0	0
Starling, Kendrick	4	0	4	0	0	0	0	0
Baxter, Jarrod	3	0	3	0	0	0	0	0
Simmons, Jason	3	0	3	0	0	0	0	0
Bradford, Corey	2	0	2	0	0	0	0	0
Brown, Kris	2	0	2	0	0	0	0	0
Hollings, Tony	1	1	2	0	0	0	0	0
Monk, Quincy	2	0	2	0	0	0	0	0
Pittman, Bryan	1	1	2	0	0	0	0	0
Babin, Jason	0	1	1	0	0	0	0	0
Earl, Glenn	1	0	1	0	0	0	0	0
Johnson, Andre	1	0	1	0	0	0	0	0
Orr, Shantee	1	0	1	0	0	0	0	0
Pitts, Chester	1	0	1	0	0	0	0	0
Total	98	38	136	0	1	0	0	0



2005 FINAL STATISTICS (2-14)

Date	W/L	Score	Opponent	Attendance
9/11	L	7-22	at Buffalo	71,781
9/18	L	7-27	Pittsburgh	70,742
10/2	L	10-16	at Cincinnati	65,714
10/9	L	20-34	Tennessee	70,430
10/16	L	10-42	at Seattle	66,196
10/23	L	20-38	Indianapolis	70,621
10/30	W	19-16	Cleveland	70,064
11/6	L	14-21	at Jacksonville	64,613
11/13	L	17-31	at Indianapolis	57,209
11/20	L	17-45	Kansas City	70,481
11/27	L	27-33 OT	St. Louis	70,010
12/4	L	15-16	at Baltimore	69,909
12/11	L	10-13	at Tennessee	69,149
12/18	W	30-19	Arizona	70,024
12/24	L	20-38	Jacksonville	70,025
1/1	L	17-20 OT	at San Francisco	67,970

*Sellouts

TEAM STATISTICS

OTL FIRST DOWNS

Rushing	89
Passing	142
Penalty	12
3rd Down: Made/Att	75/119
3rd Down Pct.	34.2%
4th Down: Made/Att	8/17
4th Down Pct.	47.1%

TIME OF POSSESSION

TOTAL NET YARDS

AVG. PER GAME

TOTAL PLAYS

AVG. PER PLAY

NET YARDS RUSHING

AVG. PER GAME

TOTAL RUSHES

NET YARDS PASSING

AVG. PER GAME

SACKED/YARDS LOST

GROSS YARDS

ATTEMPTS/COMPLETIONS

COMPLETION PCT.

HAD INTERCEPTED

PUNTS / AVERAGE

NET PUNTING AVG.

PENALTIES / YARDS

FUMBLES / BALL LOST

TOUCHDOWNS

RUSHING

PASSING

RETURNS

SCORE BY PERIODS

TEXANS

OPPONENTS

SCORING

Brown

Davis

Bradford

Wells

Mathis

Morency

Johnson

Gaffney

Norris

Carr

TEXANS

OPPONENTS

ATT

COMP

YDS

COMP%

YDS/ATT

TD

TD%

INT

INT%

LONG

SACK/LOST

RATING

TEXANS

OPPONENTS

ATT

COMP

YDS

COMP%

YDS/ATT

TD

TD%

INT

INT%

LONG

SACK/LOST

RATING

TEXANS

OPPONENTS

ATT

COMP

YDS

COMP%

YDS/ATT

TD

TD%

INT

INT%

LONG

SACK/LOST

RATING

TEXANS

OPPONENTS

ATT

COMP

YDS

COMP%

YDS/ATT

TD

TD%

INT

INT%

LONG

SACK/LOST

RATING

TEXANS

OPPONENTS

ATT

COMP

YDS

COMP%

YDS/ATT

TD

TD%

INT

INT%

LONG

SACK/LOST

RATING

TEXANS

OPPONENTS

ATT

COMP

YDS

COMP%

YDS/ATT

TD

TD%

INT

INT%

LONG

SACK/LOST

RATING

TEXANS

OPPONENTS

ATT

COMP

YDS

COMP%

YDS/ATT

TD

TD%

INT

INT%

LONG

SACK/LOST

RATING

TEXANS

OPPONENTS

ATT

COMP

YDS

COMP%

YDS/ATT

TD

TD%

INT

INT%

LONG

SACK/LOST

RATING

TEXANS

OPPONENTS

ATT

COMP

YDS

COMP%

YDS/ATT

TD

TD%

INT

INT%

LONG

SACK/LOST

RATING

TEXANS

OPPONENTS

ATT

COMP

YDS

COMP%

YDS/ATT

TD

TD%

INT

INT%

LONG

SACK/LOST

RATING

TEXANS

OPPONENTS

ATT

COMP

YDS

COMP%

YDS/ATT

TD

TD%

INT

INT%

LONG

SACK/LOST

RATING

TEXANS

OPPONENTS

ATT

COMP

YDS

COMP%

YDS/ATT

TD

TD%

INT

INT%

LONG

SACK/LOST

RATING

TEXANS

OPPONENTS

ATT

COMP

YDS

COMP%

YDS/ATT

TD

TD%

INT

INT%

LONG

SACK/LOST

RATING

TEXANS

OPPONENTS

ATT

COMP

YDS

COMP%

YDS/ATT

TD

TD%

INT

INT%

LONG

SACK/LOST

RATING

TEXANS

OPPONENTS

ATT

COMP

YDS

COMP%

YDS/ATT

TD

TD%

INT

INT%

LONG

SACK/LOST

RATING

TEXANS

OPPONENTS

ATT

COMP

YDS

COMP%

YDS/ATT

TD



2005 FINAL STATISTICS (2-14)

DEFENSIVE STATISTICS

Based on Coaches Film Review

TACKLES	Solo	Asst	Total	Sck-Yrds	QB Press	INT-Yards	Pass Def.	Forced Fumbles	Fumble Recovery
Greenwood, Morlon	87	57	144	2.0-8	6	0-0	4	1	2
Polk, DaShon	75	60	135	3.5-13	6	0-0	1	3	0
Brown, C.C.	61	41	102	0.0-0	1	1-5	4	1	0
Smith, Robaire	60	42	102	1.5-8	10	0-0	3	1	1
Payne, Seth	48	50	98	4.0-18	6	0-0	1	1	0
Robinson, Dunta	69	24	93	1.0-0	1	1-1	21	3	0
Coleman, Marcus	41	25	66	0.0-0	0	1-6	3	0	0
Peek, Antwan	37	20	57	6.0-32	23	0-0	2	2	2
Faggins, Demarcus	37	16	53	0.0-0	0	0-0	14	0	0
Earl, Glenn	26	25	51	0.0-0	3	2-2	7	0	0
Orr, Shantee	34	13	47	7.0-40	14	0-0	1	3	0
Babin, Jason	31	14	45	4.0-27	17	0-0	1	2	0
Walker, Gary	28	17	45	1.0-13	8	0-0	3	2	0
Wong, Kailee	24	21	45	1.0-3	2	0-0	1	0	0
Johnson, Travis	20	24	44	1.0-4	2	0-0	0	0	0
Deloach, Jerry	12	18	30	1.0-7	0	0-0	0	0	0
Buchanan, Phillip	22	7	29	0.0-0	0	0-0	4	0	0
Simmons, Jason	18	11	29	1.0-6	0	0-0	1	1	1
Ioane, Junior	13	14	27	0.0-0	0	0-0	0	1	0
Evans, Troy	16	10	26	0.0-0	1	1-3	1	0	0
Sanders, Lewis	18	4	22	0.0-0	1	1-29	4	1	0
Malone, Alfred	4	7	11	1.0-2	0	0-0	1	0	0
Anderson, Charlie	6	3	9	1.0-14	1	0-0	1	1	0
Bell, Jason	4	0	4	0.0-0	0	0-0	3	1	0
McKenzie, Chris	3	1	4	1.0-10	0	0-0	1	0	0
Total	794	524	1,318	37.0-205	102	7-46	82	24	6

SPECIAL TEAMS STATISTICS

SPECIAL TEAMS	Solo	Asst	Total	PAT	Blocks Punt	FG	Forced Fumbles	Fumble Recovery
Walker, Ramon	12	6	18	0	1	0	0	1
Anderson, Charlie	11	3	14	0	0	0	0	1
Norris, Moran	7	5	12	0	0	0	1	0
Evans, Troy	8	3	11	0	0	0	0	0
Wells, Jonathan	4	6	10	0	0	0	1	0
Sanders, Lewis	8	2	10	0	0	0	0	0
Orr, Shantee	5	4	9	0	0	0	0	0
Simmons, Jason	6	2	8	0	0	0	0	0
Rivers, Marcellus	7	0	7	0	0	0	0	0
Polk, DaShon	4	1	5	0	0	0	0	0
Chamberlin, Frank	2	3	5	0	0	0	0	0
Bell, Jason	1	3	4	0	0	0	0	0
Pittman, Bryan	3	0	3	0	0	0	0	0
Faggins, Demarcus	2	1	3	0	0	0	0	0
Brown, C.C.	2	1	3	0	0	0	1	0
Anderson, Jason	1	0	1	0	0	0	0	0
Murphy, Matt	1	0	1	0	0	0	0	0
Earl, Glenn	1	0	1	0	0	0	0	0
Bradford, Corey	1	0	1	0	0	0	0	0
Stanley, Chad	1	0	1	0	0	0	0	0
Morency, Vernand	0	0	0	0	0	0	0	1
Total	87	40	127	0	1	0	3	3

2006 FINAL STATISTICS (6-10)



Date	W/L	Score	Opponent	Attendance	RUSHING	No.	Yds	Avg	Long	TD
9/10	L	10-24	Philadelphia	70,180*	Dayne	151	612	4.1	19	5
9/17	L	24-43	at Indianapolis	56,614*	Lundy	124	476	3.8	35	4
9/24	L	15-31	Washington	70,069*	Gado	54	217	4.0	34	1
10/1	W	17-15	Miami	70,071*	Carr	53	195	3.7	16	2
10/15	L	6-34	at Dallas	63,186*	Taylor	28	123	4.4	17	1
10/22	W	27-7	Jacksonville	70,035*	Cook	3	18	6.0	14	0
10/29	L	22-28	at Tennessee	69,143*	Johnson	3	14	4.7	18	0
11/5	L	10-14	at New York Giants	78,485*	Morency	5	13	2.6	12	0
11/12	W	13-10	at Jacksonville	65,918*	Moulds	1	6	6.0	6	0
11/19	L	21-24	Buffalo	70,125*	Rosenfels	4	5	1.3	7	0
11/26	L	11-26	at New York Jets	76,598*	Shepherd	2	5	2.5	6	0
12/3	W	23-14	at Oakland	46,276	Walter	1	3	3.0	3	0
12/10	L	20-26 OT	Tennessee	70,760*	Simmons	1	0	0.0	0	0
12/17	L	7-40	at New England	68,756*	Stanley	1	0	0.0	0	0
12/24	W	27-24	Indianapolis	70,132*	TEXANS	431	1,687	3.9	35	13
12/31	W	14-6	Cleveland	70,097*	OPPONENTS	446	1,956	4.4	39T	16

*Sellouts

TEAM STATISTICS

TOTAL FIRST DOWNS

Rushing	282
Passing	106
Penalty	156
3rd Down: Made / Att.	77/198
3rd Down Pct.	38.9
4th Down: Made / Att.	9/13
4th Down Pct.	69.2

TIME OF POSSESSION

TOTAL NET YARDS

AVG. PER GAME

TOTAL PLAYS

AVG. PER PLAY

NET YARDS RUSHING

AVG. PER GAME

TOTAL RUSHES

NET YARDS PASSING

AVG. PER GAME

SACKED/YARDS LOST

GROSS YARDS

ATTEMPTS/COMPLETIONS

COMPLETION PCT.

HAD INTERCEPTED

PUNTS/AVERAGE

NET PUNTING AVG.

PENALTIES/YARDS

FUMBLES/BALL LOST

TOUCHDOWNS

RUSHING

PASSING

RETURNS

SCORE BY PERIODS

TEXANS

OPPONENTS

SCORING

BROWN

DAYNE

JOHNSON

DANIELS

LUNDY

CARR

BRUENER

MOULDS

FAGGINS

LEACH

MAXDOW

ROBINSON

GADO

TAYLOR

TEXANS

OPPONENTS

FIELD GOALS

K. BROWN

TEXANS

OPPONENTS

PASSING

CARR

ROSENFELS

LUNDY

TEXANS

OPPONENTS

RECEIVING

JOHNSON

MOULDS

DANIELS

LUNDY

COOK

GADO

PUTZIER

BRUENER

LEACH

TAYLOR

SHEPHERD

ANDERSON

MORENCY

LEWIS

TEXANS

OPPONENTS

INTERCEPTIONS

ROBINSON

FAGGINS

WEAVER

MCCLEON

RYANS

SIMMONS

EARL

BROWN

GREENWOOD

TEXANS

OPPONENTS

PUNTING

STANLEY

TEXANS

OPPONENTS

PUNT RETURNS

WYNN

BUCHANON

SHEPHERD

LEWIS

TEXANS

OPPONENTS

KICKOFF RETURNS

WYNN

SHEPHERD

MATHIS

BUCHANON

LUNDY

ANDERSON

LEWIS

ALEXANDER

JOHNSON

BRUENER

COOK

WONG

TEXANS

OPPONENTS

FIELD GOALS

K. BROWN

TEXANS

OPPONENTS

ATT

COMP

YDS

COMP%

YDS/ATT

TD

TD%

INT

INT%

LONG

SACK/LOST

RATING

ATT

COMP

YDS

COMP%

YDS/ATT

TD

TD%

INT

INT%

LONG

SACK/LOST

RATING

ATT

COMP

YDS

COMP%

YDS/ATT

TD

TD%

INT

INT%

LONG

SACK/LOST

RATING

ATT

COMP

YDS

COMP%

YDS/ATT

TD

TD%

INT

INT%

LONG

SACK/LOST

RATING

ATT

COMP

YDS

COMP%

YDS/ATT

TD

TD%

INT

INT%

LONG

SACK/LOST

RATING

ATT

COMP

YDS

COMP%

YDS/ATT

TD

TD%

INT

INT%

LONG

SACK/LOST

RATING

ATT

COMP

YDS

COMP%

YDS/ATT

TD

TD%

INT

INT%

LONG

SACK/LOST

RATING

ATT

COMP

YDS

COMP%

YDS/ATT

TD

TD%

INT

INT%

LONG

SACK/LOST

RATING

ATT

COMP

YDS

COMP%

YDS/ATT

TD

TD%

INT

INT%

LONG

SACK/LOST

RATING

ATT

COMP

YDS

COMP%

YDS/ATT

TD

TD%

INT

INT%

LONG

SACK/LOST

RATING

ATT

COMP

YDS

COMP%

YDS/ATT



2006 FINAL STATISTICS (6-10)

DEFENSIVE STATISTICS

Based on press box stats

TACKLES	Solo	Asst	Total	Sck- Yrds	QB Press	INT- Yards	Pass Def.	Forced Fumbles	Fumble Recovery
D. Ryans	126	30	156	3.5-30.5	9	1 (16)	8	1	1
M. Greenwood	84	26	110	1.0-0	1	1 (0)	4	2	3
D. Robinson	70	13	83	0.0-0	1	2 (9)	14	1	0
C.C. Brown	65	10	75	1.0-10.0	3	1 (0)	7	1	1
G. Earl	57	13	70	2.0-22.0	2	1 (2)	5	1	0
M. Williams	35	12	47	4.5-20.5	5	0-0	4	1	1
J. Simmons	30	8	38	0.0-0	0	1 (11)	2	0	0
L. Sanders	29	8	37	0.0-0	0	0-0	6	0	0
A. Maddox	24	13	37	2.0-9.0	1	0-0	0	0	0
A. Weaver	26	9	35	1.0-3.0	4	1 (21)	7	0	1
D. Faggins	27	3	30	1.0-2.0	1	2 (0)	12	1	2
D. McCleon	21	7	28	0.0-0	0	1 (19)	2	2	1
S. Orr	23	4	27	1.5-7.5	2	0-0	1	0	1
J. Babin	19	6	25	5.0-39.0	7	0-0	0	0	0
N.D. Kalu	16	5	21	2.0-21.0	7	0-0	1	0	0
Th. Johnson	15	4	19	0.0-0	3	0-0	0	0	0
A. Peek	9	5	14	1.0-9.0	2	0-0	0	2	0
S. Payne	10	2	12	1.0-5.0	1	0-0	0	1	0
K. Wong	9	3	12	0.0-0	0	0-0	0	0	0
Tr. Johnson	8	3	11	0.0-0	0	0-0	1	0	0
G. Scott	7	4	11	0.0-0	0	0-0	0	0	0
L. Dalton	8	2	10	1.0-2.0	1	0-0	0	0	0
D. Wynn	4	2	6	0.0-0	0	0-0	0	0	0
C. Anderson	3	2	5	0.0-0	0	0-0	1	0	0
C. Killings	2	3	5	0.0-0	0	0-0	0	0	0
V. Hutchins	2	1	3	0.0-0	0	0-0	0	0	0
P. Buchanan	2	0	2	0.0-0	0	0-0	1	0	0
E. Cochran	2	0	2	0.0-0	0	0-0	0	0	0
A. Malone	1	1	2	0.5-2.5	0	0-0	0	0	0
D. Johnson	1	0	1	0.0-0	0	0-0	0	0	0
D. Polk	1	0	1	0.0-0	0	0-0	0	0	0
T. Evans	0	1	1	0.0-0	0	0-0	0	0	0
Total	736	200	936	28.0-183.0	50	11 (43)	76	13	11

SPECIAL TEAMS STATISTICS

SPECIAL TEAMS	Solo	Asst	Total	PAT	Blocks Punt	FG	Forced Fumbles	Fumble Recovery
T. Evans	11	2	13	0	0	0	0	0
C. Anderson	10	1	11	0	0	0	0	0
D. Polk	6	4	10	0	0	0	0	0
J. Simmons	9	0	9	0	0	0	0	0
K. Walter	8	0	8	0	0	0	0	0
L. Sanders	6	0	6	0	0	0	0	0
S. Orr	5	0	5	0	0	0	0	0
G. Earl	4	1	5	0	0	0	0	0
J. Cook	4	1	5	0	0	0	0	0
C. Taylor	3	0	3	0	0	0	0	0
B. Pittman	2	1	3	0	0	0	0	0
C.C. Brown	2	0	2	0	0	0	0	0
D. Anderson	2	0	2	0	0	0	0	0
D. Wynn	2	0	2	0	0	0	0	0
V. Leach	2	0	2	0	0	0	0	0
A. Peek	2	0	2	0	0	0	0	0
V. Hutchins	2	0	2	0	0	0	0	0
O. Daniels	1	0	1	0	0	0	0	0
D. McCleon	1	0	1	0	0	0	0	0
G. Scott	1	0	1	0	0	0	0	0
O. Daniels	1	0	1	0	0	0	0	0
R. Alexander	1	0	1	0	0	0	0	0
S. Rosenfels	1	0	1	0	0	0	0	0
M. Stone	0	1	1	0	0	0	0	0
J. Babin	0	1	1	0	0	0	0	0
K. Garrett	0	1	1	0	0	0	0	0
S. Payne	0	0	0	1	0	0	0	0
Total	86	13	99	1	0	0	0	0

2007 FINAL STATISTICS (8-8)



Date	W/L	Score	Opponent	Attendance	RUSHING	No.	Yds	Avg	Long	TD
9/9	W	20-3	Kansas City	70,080 *	Dayne	194	773	4.0	39	6
9/16	W	34-21	at Carolina	73,665*	Walker	58	264	4.6	41	1
9/23	L	24-30	Indianapolis	70,765*	Green	70	260	3.7	18	2
9/30	L	16-26	at Atlanta	69,312*	Echemandu	20	85	4.3	20	0
10/7	W	22-19	Miami	70,156*	Schaub	17	52	3.1	12	0
10/14	L	17-37	at Jacksonville	63,715	Rosenfels	21	51	2.4	19	1
10/21	L	36-38	Tennessee	70,734*	Gado	18	46	2.6	7	1
10/28	L	10-35	at San Diego	60,439*	Walter	5	30	6.0	13	0
11/4	W	24-17	at Oakland	49,603	Cook	8	24	3.0	9	0
11/18	W	23-10	New Orleans	70,780*	Leach	2	2	1.0	1t	1
11/25	L	17-27	at Cleveland	72,730*	Turk	1	0	0.0	0	0
12/2	L	20-28	at Tennessee	69,143*	Jones	3	-1	-0.3	4	0
12/9	W	28-14	Tampa Bay	70,237*	TEXANS	417	1,586	3.8	41	12
12/13	W	31-13	Denver	70,747*	OPPONENTS	417	1,825	4.4	76	15
12/23	L	15-38	at Indianapolis	57,262*						
12/30	W	42-28	Jacksonville	70,660*						

*Sellouts

TEAM STATISTICS

	Texans	Opponents
TOTAL FIRST DOWNS	295	325
Rushing	96	107
Passing	190	197
Penalty	9	21
3rd Down: Made/Att	86/193	83/198
3rd Down Pct.	44.6%	41.9%
4th Down: Made/Att	11/15	8/16
4th Down Pct.	73.3%	50.0%
Possession Avg.	29.41	30.19
TOTAL NET YARDS	5,337	5,507
Avg. Per Game	333.6	344.2
Total Plays	968	994
Avg. Per Play	5.5	5.5
NET YARDS RUSHING	1,586	1,825
Avg. Per Game	99.1	114.1
Total Rushes	417	417
NET YARDS PASSING	3,751	3,682
Avg. Per Game	234.4	230.1
Sacked/Yards Lost	22/174	31/196
Gross Yards	3,925	3,878
Attempts/Completions	529/346	546/361
Completion Pct.	65.4%	66.1%
Had Intercepted	21	11
PUNTS/AVERAGE	55/41.7	59/40.3
NET PUNTING AVG.	37.9	37.1
PENALTIES/YARDS	82/636	81/614
FUMBLES/BALL LOST	26/17	24/14
TOUCHDOWNS		
Rushing	12	15
Passing	24	25
Returns	7	3

SCORE BY PERIODS

	1	2	3	4	OT	Total
TEXANS	87	92	61	139	0	379
OPPONENTS	81	132	90	81	0	384

SCORING

	TD	Ru	Pa	Rt	PAT	FG	SAF	TP
Brown	0	0	0	0	40/40	25/29	0	115
Johnson	8	0	0	8	0/0	0/0	0	48
Davis	6	0	3	3e.f	0/0	0/0	1	38
Dayne	6	6	0	0	0/0	0/0	0	36
Walter	5	0	4	1b	0/0	0/0	0	30
Daniels	3	0	3	0	0/0	0/0	0	18
Leach	3	1	2	0	0/0	0/0	0	18
Green	2	2	0	0	0/0	0/0	0	12
Dreesen	2	0	2	0	0/0	0/0	0	12
Walker	1	1	0	0	0/0	0/0	1	8
Gado	1	1	0	0	0/0	0/0	1	8
Mathis	1	0	0	1c	0/0	0/0	0	6
Rosenfels	1	1	0	0	0/0	0/0	0	6
Putzler	1	0	1	0	0/0	0/0	0	6
Anderson	1	0	1	0	0/0	0/0	0	6
Williams	1	0	0	1a	0/0	0/0	0	6
Ryans	1	0	0	1d	0/0	0/0	0	6
TEXANS	43	12	24	7	40/40	25/29	3	379
Opponents	43	15	25	3*	42/43	28/33	0	384

a-M. Williams 38-yard FUM ret. vs. KC (9/9); b-K. Walter FUM rec. in end zone at CAR (9/16); c-J. Mathis 84-yard kickoff ret. vs. IND (9/23); d-D. Ryans 26-yard FUM ret. vs. TEN (10/21); 3-A. Davis 97-yard kickoff ret. vs. TB (12/9); f-A. Davis 97-yard kickoff ret. and 104-yard kickoff ret. vs. JAX (12/31); *D. Smith 77-yard FUM ret. at JAX (10/14); *A. Cromartie FUM rec. in end zone, 70-yard INT ret. at SD (10/28)

RECEIVING

	No.	Yds	Avg	Long	TD
Walter	65	800	12.3	46	4
Daniels	63	768	12.2	29	3
Johnson	60	851	14.2	77t	8
Davis	33	583	17.7	53t	3
Leach	25	108	4.3	15	2
Dayne	17	112	6.6	17	0
Jones	15	149	9.9	26	0
Green	14	123	8.8	53	0
Walker	13	81	6.2	9	0
Anderson	12	131	10.9	24	1
Gado	8	59	7.4	20	0
Cook	8	40	5.0	9	0
Putzler	6	39	6.5	11	1
Dreesen	4	55	13.8	28t	2
Echemandu	2	11	5.5	7	0
Mathis	1	15	15.0	15	0
TEXANS	346	3,925	11.3	77t	24
OPPONENTS	361	3,878	10.7	74T	25

INTERCEPTIONS

	No.	Yds	Avg	Long	TD
Bennett	3	47	15.7	33	0
Robinson	2	6	3.0	10	0
Brown	1	9	9.0	9	0
Hutchins	1	8	8.0	8	0
Greenwood	1	3	3.0	3	0
Clark	1	1	1.0	1	0
Ryans	1	1	1.0	1	0
Johnson	1	0	0.0	0	0
TEXANS	11	75	6.8	33	0
OPPONENTS	21	272	13.0	70T	1

PUNTING

	No.	Yds	Avg	Net	TB	In	Lg	B
Turk	55	2,296	41.7	37.9	3	24	59	0
TEXANS	55	2,296	41.7	37.9	3	24	59	0
OPPONENTS	59	2,535	43.0	37.1	3	24	64	0

PUNT RETURNS

	Ret	FC	Yds	Avg	Long	TD
Jones	30	7	286	9.5	74	0
Wynn	2	1	1	0.5	4	0
Anderson	1	0	0	0.0	0	0
TEXANS	33	8	287	8.7	74	0
OPPONENTS	19	17	151	7.9	22	0

KICKOFF RETURNS

	No	Yds	Avg	Long	TD
Davis	32	968	30.3	104t	3
Wynn	22	523	23.8	39	0
Mathis	11	320	29.1	84t	1
Jones	4	78	19.5	23	0
Cook	2	33	16.5	21	0
Leach	2	26	13.0	14	0
Walter	1	7	7.0	7	0
Boulware	0	6	0	6	0
TEXANS	74	1,961	26.5	104t	4
OPPONENTS	69	1,593	23.1	52	0

FIELD GOALS

	1-19	20-29	30-39	40-49	50+
Brown	1/1	6/7	6/6	7/10	5/5
TEXANS	1/1	6/7	6/6	7/10	5/5
OPPONENTS	0/0	14/14	6/7	6/8	2/4

	Att	Comp	Yds	Cmp%	Yds/Att	TD	TD%	Int	Int%	Long	Sack/Lost	Rating
Schaub	289	192	2,241	66.4	7.75	9	3.1	7	2.4	77t	16/126	87.2
Rosenfels	240	154	1,684	64.2	7.02	15	6.3	12	5.0	53t	6/48	84.8
TEXANS	529	346	3,925	65.4	7.42	24	4.5	21	4.0	77t	22/174	86.1
OPPONENTS	546	361	3,878	66.1	7.10	25	4.6	11	2.0	74t	31/196	93.6



2007 FINAL STATISTICS (8-8)

DEFENSIVE STATISTICS

Based on press box stats

TACKLES	Solo	Asst	Total	Sck-Yrds	QB Press	INT-Yards	Pass Def.	Forced Fumbles	Fumble Recovery
D. Ryans	98	29	127	2.0 (18.0)	2	1-1	7	1	3
M. Greenwood	90	28	118	1.0 (8.0)	2	1-3	4	1	0
V. Hutchins	77	16	93	0.5 (2.5)	1	1-8	6	0	0
C. Brown	64	19	83	0.0-0	0	1-9	8	2	3
M. Williams	43	16	59	14.0 (82.5)	15	0-0	1	2	1
F. Bennett	49	6	55	0.0-0	1	3-47	14	2	0
W. Demps	38	11	49	0.0-0	1	0-0	5	2	1
D. Faggins	37	6	43	0.0-0	0	0-0	4	1	1
D. Clark	34	9	43	0.0-0	1	1-1	1	0	0
A. Weaver	32	9	41	0.0-0	0	0-0	0	0	0
T. Johnson	27	14	41	0.0-0	0	1-0	5	0	0
D. Robinson	29	5	34	0.0-0	0	2-6	7	0	0
A. Okoye	23	9	32	5.5 (33.5)	8	0-0	0	1	0
E. Cochran	19	6	25	1.0 (6.0)	1	0-0	4	1	1
C. Anderson	15	9	24	2.0 (17.0)	3	0-0	1	0	0
J. Zgonina	10	7	17	0.0-0	1	0-0	0	0	0
A. Maddox	15	1	16	2.0 (14.0)	2	0-0	1	0	0
J. Fletcher	12	1	13	0.0-0	0	0-0	3	1	0
N. Kalu	8	5	13	3.0 (14.5)	7	0-0	1	0	0
M. Boulware	3	2	5	0.0-0	0	0-0	2	0	0
D. Wynn	4	1	5	0.0-0	0	0-0	4	0	0
Z. Diles	5	0	5	0.0-0	0	0-0	0	0	0
S. Orr	2	1	3	0.0-0	0	0-0	0	0	0
S. Barber	1	1	2	0.0-0	0	0-0	0	0	0
T. Bulman	2	0	2	0.0-0	1	0-0	0	0	0
J. Simmons	1	0	1	0.0-0	0	0-0	1	0	0
C. Killings	1	0	1	0.00	0	0-0	0	0	0
Total	739	211	950	31.0-196.0	46	11-75	79	14	10

SPECIAL TEAMS STATISTICS

SPECIAL TEAMS	Solo	Asst	Total	PAT	Blocks Punt	FG	Forced Fumbles	Fumble Recovery
J. Cook	12	1	13	0	0	0	0	0
J. Dreessen	9	1	10	0	0	0	0	0
Z. Diles	8	1	9	0	0	0	0	0
D. Clark	6	2	8	0	0	0	1	0
F. Bennett	5	2	7	0	0	0	0	0
C. Anderson	4	3	7	0	0	0	0	1
M. Boulware	4	2	6	1	0	0	0	0
J. Fletcher	6	0	6	0	0	0	0	0
C. Cox	6	0	6	0	0	0	0	0
S. Orr	4	1	5	0	0	0	0	0
S. Barber	3	1	4	0	0	0	0	0
V. Leach	3	1	4	0	0	0	0	0
D. Faggins	3	0	3	0	0	0	1	0
W. Demps	3	0	3	0	0	0	0	1
H. Williams	2	0	2	0	0	0	0	0
B. Pittman	2	0	2	0	0	0	0	0
K. Brown	1	0	1	0	0	0	0	0
D. Ryans	1	0	1	0	0	0	1	0
E. Cochran	1	0	1	0	0	0	0	0
D. Anderson	1	0	1	0	0	0	0	0
A. Davis	1	0	1	0	0	0	0	1
C. Brown	0	1	1	0	0	0	0	0
K. Walter	1	0	1	0	0	0	0	1
D. Wynn	1	0	1	0	0	0	0	0
D. Robinson	0	0	0	0	0	1	0	0
Total	87	16	103	1	0	1	3	4



2008 FINAL STATISTICS (8-8)

Date	W/L	Score	Opponent	Attendance	RUSHING	No.	Yds	Avg	Long	TD
9/7	L	17-38	at Pittsburgh	64,001*	Slaton	268	1282	4.8	71t	9
9/21	L	12-31	at Tennessee	69,143*	Green	74	294	4.0	14	3
9/28	L	27-30 OT	at Jacksonville	64,061*	Moats	26	94	3.6	12	1
10/5	L	27-31	Indianapolis	70,118*	Schaub	31	68	2.2	10	2
10/12	W	29-28	Miami	70,023*	Taylor	14	37	2.6	17	0
10/19	W	28-21	Detroit	70,081*	Rosenfels	11	37	3.4	15	0
10/26	W	35-6	Cincinnati	70,112*	Walter	3	23	7.7	13	0
11/2	L	21-28	at Minnesota	62,839*	Turk	1	18	18.0	18	0
11/9	L	13-41	Baltimore	70,552*	Leach	1	1	1.0	1t	1
11/16	L	27-33	at Indianapolis	66,201*	Sapp	2	-3	-1.5	0	0
11/23	W	16-6	at Cleveland	72,077*	Jones	1	-5	-5.0	-5	0
12/1	W	30-17	Jacksonville	70,809*	TEXANS	432	1,846	4.3	71t	16
12/7	W	24-21	at Green Bay	70,245*	OPPONENTS	439	1,962	4.5	41t	18
12/14	W	13-12	Tennessee	70,831*	RECEIVING	No.	Yds	Avg	Long	TD
12/21	L	16-27	at Oakland	43,687	Johnson	115	1575	13.7	65	8
12/28	W	31-24	Chicago	70,838*	Daniels	70	862	12.3	35	2
					Walter	60	899	15.0	61	8
					Slaton	50	377	7.5	46	1
					Anderson	19	241	12.7	65	2
					Davis	13	213	16.4	49	0
					Leach	12	103	8.6	22	0
					Dreesen	11	77	7.0	13	0
					Green	11	32	2.9	8	0
					Jones	3	81	27.0	45	0
					Moats	3	14	4.7	5	0
					TEXANS	367	4,474	12.2	65	21
					OPPONENTS	294	3,598	12.2	96t	24
					INTERCEPTIONS	No.	Yds	Avg	Long	TD
					Reeves	4	108	27.0	44t	1
					Wilson	2	36	18.0	19	0
					Bennett	2	26	13.0	23	0
					Robinson	2	0	0.0	0	0
					Weaver	1	8	8.0	8	0
					Diles	1	0	0.0	0	0
					TEXANS	12	178	14.8	44t	1
					OPPONENTS	20	221	11.1	99t	1
					PUNTING	No.	Yds	Avg	Net	TB
					Turk	55	2,296	41.7	37.9	3
					TEXANS	55	2,296	41.7	37.9	3
					OPPONENTS	59	2,535	43.0	37.1	3
					PUNT RETURNS	Ret	FC	Yds	Avg	Long
					Jones	32	17	386	12.1	73t
					TEXANS	32	17	386	12.1	73T
					OPPONENTS	21	14	235	11.2	80T
					KICKOFF RETURNS	No	Yds	Avg	Long	TD
					Davis	43	993	23.1	50	0
					Jones	13	280	21.5	30	0
					Moats	9	212	23.6	32	0
					Leach	3	34	11.3	15	0
					Taylor	1	17	17.0	17	0
					White	1	7	7.0	7	0
					Sapp	1	7	7.0	7	0
					Walter	1	0	0.0	0	0
					TEXANS	72	1,550	21.5	50	0
					OPPONENTS	73	1,630	22.3	49	0
					FIELD GOALS	1-19	20-29	30-39	40-49	50+
					Brown	0/0	9/10	10/10	8/10	2/3
					TEXANS	0/0	9/10	10/10	8/10	2/3
					OPPONENTS	0/0	3/3	11/12	7/9	4/5

a- J. Jones 70-yard punt return vs. MIA (10/12); J. Jones 73-yard punt return vs. CIN (10/26); b- J. Reeves 44-yard INT return at MIN (11/2); *C. Finnegan 99-yard INT return at TEN (9/21); *G. Brackett 68-yard FUM return vs. IND (10/5); *-J. Higgins 80-yard punt return at OAK (12/21)

PASSING	Att	Comp	Yds	Cmp%	Yds/Att	TD	TD%	Int	Int%	Long	Sack/Lost	Rating
Schaub	380	251	3,043	66.1	8.01	15	3.9	10	2.6	65	23/149	92.7
Rosenfels	174	116	1,431	66.7	8.22	6	3.4	10	5.7	61	9/58	79.5
Turk	1	0	0	0.0	0.00	0	0.0	0	0.0	---	0/0	39.6
TEXANS	555	367	4,474	66.1	8.06	21	3.8	20	3.6	65	32/207	88.4
OPPONENTS	471	294	3,598	62.4	7.64	24	5.1	12	2.5	96t	25/175	92.3



2008 FINAL STATISTICS (8-8)

DEFENSIVE STATISTICS

Based on press box stats

TACKLES	Solo	Asst	Total	Sck-Yrds	QB Press	INT-Yards	Pass Def.	Forced Fumbles	Fumble Recovery
D. Ryans	86	26	112	1.0-9	4	0-0	4	2	3
Z. Diles	47	19	66	1.0-9	2	1-0	2	1	0
E. Wilson	52	11	63	0.0-0	0	2-36	7	0	0
M. Williams	44	9	53	12.0-82	25	0-0	0	4	0
N. Ferguson	42	10	52	0.0-0	1	0-0	2	1	1
J. Reeves	47	3	50	0.0-0	0	4-108	19	1	0
A. Weaver	28	17	45	0.0-0	0	1-8	1	0	0
M. Greenwood	31	12	43	0.0-0	0	0-0	1	0	0
F. Bennett	33	8	41	0.0-0	0	2-26	6	2	0
D. Robinson	35	3	38	0.0-0	1	2-0	6	0	0
X. Adibi	26	8	34	0.0-0	1	0-0	0	0	1
K. Bentley	22	12	34	1.0-15	1	0-0	1	0	1
W. Demps	20	10	30	0.0-0	0	0-0	0	0	0
B. Harrison	21	9	30	0.0-0	1	0-0	1	0	0
T. Johnson	24	5	29	1.0-3	5	0-0	2	1	0
De. Robinson	19	8	27	0.0-0	0	0-0	0	1	0
A. Okoye	15	9	24	1.0-13	3	0-0	2	1	1
D. Faggins	16	3	19	0.0-0	0	0-0	2	0	0
J. Zgonina	13	6	19	0.0-0	1	0-0	0	0	1
T. Bulman	10	7	17	4.0-14	9	0-0	0	0	1
E. Cochran	13	4	17	2.0-21	3	0-0	1	0	0
CC. Brown	12	3	15	0.0-0	0	0-0	1	0	0
D. Barber	4	1	5	1.0-9	1	0-0	1	0	0
C. Thompson	4	1	5	1.0-0	4	0-0	1	0	0
F. Okam	2	2	4	0.0-0	0	0-0	0	0	0
N. Kalu	2	2	4	0.0-0	0	0-0	0	0	0
J. Nading	3	1	4	0.0-0	0	0-0	0	0	0
TEAM	3	0	3	0.0-0	0	0-0	0	0	0
A. Molden	1	0	1	0.0-0	0	0-0	0	0	0
Total	675	209	884	25.0-175	62	12-178	60	14	9

SPECIAL TEAMS STATISTICS

SPECIAL TEAMS	Solo	Asst	Total	PAT	Blocks Punt	FG	Forced Fumbles	Fumble Recovery
K. Bentley	16	7	23	0	0	0	0	0
A. Molden	16	3	19	0	0	0	0	1
D. Barber	8	2	10	0	0	0	0	0
D. Faggins	7	2	9	0	0	0	0	0
J. Dreesen	6	2	8	0	0	0	0	0
C. Thompson	4	4	8	0	0	0	0	0
N. Ferguson	6	1	7	0	0	0	0	0
C. Sapp	5	0	5	0	0	0	0	0
V. Leach	4	0	4	0	0	0	0	0
J. Reeves	2	1	3	0	0	0	0	1
B. Harrison	3	0	3	0	0	0	0	0
A. Davis	3	0	3	0	0	0	0	0
W. Demps	0	2	2	0	0	0	0	0
R. Moats	1	2	3	0	0	0	1	0
J. Nading	1	1	2	0	0	0	0	0
M. Greenwood	0	2	2	0	0	0	0	0
C. Taylor	1	0	1	0	0	0	0	0
F. Bennett	2	0	2	0	0	0	0	0
T. Bulman	1	0	1	0	0	0	0	0
K. Brown	1	0	1	0	0	0	0	1
X. Adibi	1	0	1	0	0	0	0	0
D. Anderson	0	1	1	0	0	0	0	0
B. Pittman	0	1	1	0	0	0	0	0
TEAM	1	0	1	0	0	0	0	0
J. Jones	0	0	0	0	0	0	1	1
Total	89	31	120	0	0	0	2	4

2009 FINAL STATISTICS (9-7)



Date	W/L	Score	Opponent	Attendance	RUSHING	No.	Yds	Avg	Long	TD
9/13	L	7-24	New York Jets	70,118	S. Slaton	131	437	3.3	32t	3
9/20	W	34-31	at Tennessee	69,143	R. Moats	101	390	3.9	17	4
9/27	L	24-31	Jacksonville	70,083	C. Brown	79	267	3.4	13	3
10/4	W	29-6	Oakland	70,291	A. Foster	54	257	4.8	24	3
10/11	L	21-28	at Arizona	61,819	M. Schaub	48	57	1.2	19	0
10/18	W	28-17	at Cincinnati	64,019	K. Walter	4	26	6.5	13	0
10/25	W	24-21	San Francisco	70,820	J. Jones	3	22	7.3	17	0
11/1	W	31-10	at Buffalo	69,790	A. Johnson	2	10	5.0	7	0
11/8	L	17-20	at Indianapolis	66,033	R. Grossman	3	9	3.0	8	0
11/23	L	17-20	Tennessee	71,153	TEXANS	425	1,475	3.5	32t	13
11/29	L	27-35	Indianapolis	70,990	OPPONENTS	396	1,711	4.3	91t	17
12/6	L	18-23	at Jacksonville	42,079	RECEIVING	No.	Yds	Avg	Long	TD
12/13	W	34-7	Seattle	70,380	A. Johnson	101	1,569	15.5	72t	9
12/20	W	16-13	at St. Louis	46,256	K. Walter	53	611	11.5	41	2
12/27	W	27-20	at Miami	65,847	S. Slaton	44	417	9.5	38t	4
1/3/10	W	34-27	New England	71,029	O. Daniels	40	519	13.0	44	5

TEAM STATISTICS

	Texans	Opponents
Total First Downs	340	300
Rushing	93	91
Passing	231	175
Penalty	16	34
3rd Down: Made/Att	82/204	79/201
3rd Down Pct.	40.2%	39.3%
4th Down: Made/Att	8/12	9/21
4th Down Pct.	66.7%	42.9%
Possession Avg.	31:54	28:06
Total Net Yards	6,129	5,198
Avg. Per Game	383.1	324.9
Total Plays	1,043	974
Avg. Per Play	5.9	5.3
Net Yards Rushing	1,475	1,711
Avg. Per Game	92.2	106.9
Total Rushes	425	396
Net Yards Passing	4,654	3,487
Avg. Per Game	290.9	217.9
Sacked/Yards Lost	25/149	30/187
Gross Yards	4,803	3,674
Attempts/Completions	593/399	548/344
Completion Pct.	67.3%	62.8%
Had Intercepted	17	14
Punts/Average	67/42.8	76/46.8
Net Punting Avg.	39.4	40.4
Penalties/Yards	95/833	92/728
Fumbles/Ball Lost	21/11	27/13
Touchdowns	46	39
Rushing	17	13
Passing	29	19
Returns	4	3

SCORE BY PERIODS

	1	2	3	4	OT	Total
TEXANS	89	131	75	93	0	388
Opponents	57	135	58	83	0	333

SCORING

	TD	Ru	Pa	Rt	PAT	FG	SAF	TP
K. Brown	0	0	0	0	43/44	21/32	0	106
A. Johnson	9	0	0	9	0	0/0	0	1
J. Jones - b	7	0	6	1	0/0	0/0	0	42
S. Slaton	7	3	4	0	0/0	0/0	0	42
R. Moats	5	4	1	0	0/0	0/0	0	30
O. Daniels	5	0	5	0	0/0	0/0	0	30
C. Brown	3	3	0	0	0/0	0/0	0	18
A. Foster	3	3	0	0	0/0	0/0	0	18
K. Walter	2	0	2	0	0/0	0/0	0	12
B. Pollard - c	2	0	0	2	0/0	0/0	0	12
J. Dreessen	1	0	1	0	0/0	0/0	0	6
V. Leach	1	0	1	0	0/0	0/0	0	6
D. Barber - a	1	0	0	1	0/0	0/0	0	6
Z. Diles	0	0	0	0	0/0	0/0	0	2
B. Cushing	0	0	0	0	0/0	0/0	0	2
TEXANS	46	13	29	4	43/44	21/32	1	388
OPPONENTS	39	17	19	3	39/39	20/23	0	333

2-Pt. Conversions: TEXANS 1/2, Opponents: 0/0
a-48-yard fumble returned for touchdown (NYJ); b-95-yard punt return for touchdown (OAK); c-70-yard interception return for touchdown (SEA) fumble recovery in end zone (NE); * - D. Rodgers-Cromartie 49-yard INT return for touchdown (ARZ); *-C. Session 27-yard INT return for touchdown (IND); *-D. Butler 91-yard INT return for touchdown (NE)

	Att	Comp	Yds	Cmp%	Yds/Att	TD	TD%	Int	Int%	Long	Sack/Lost	Rating
M. Schaub	583	396	4,770	67.9%	8.2	29	5.0%	15	2.6%	72t	25/149	98.6
R. Grossman	9	3	33	33.3%	3.7	0	0.0%	1	11.1%	21	0/0	5.6
C. Brown	1	0	0	0.0%	0.0	0	0.0%	1	100.0%	0	0/0	0.0
TEXANS	593	399	4,803	67.3%	8.1	29	4.9%	17	2.9%	72t	25/149	96.3
Opponents	548	344	3,674	62.8%	6.7	19	3.5%	14	2.6%	69t	30/187	83.2

INTERCEPTIONS

	No.	Yds	Avg	Long	TD
B. Pollard	4	121	30.3	70t	1
B. Cushing	4	26	6.5	20	0
E. Wilson	2	29	14.5	16	0
J. Reeves	1	19	19.0	19	0
J. Busing	1	14	14.0	14	0
D. Barber	1	3	3.0	3	0
B. McCain	1	0	0.0	0	0
TEXANS	14	212	15.1	70t	1
OPPONENTS	17	294	17.3	91t	3

PUNTING

	No.	Yds	Avg	Net	TB	In	Lg	B
M. Turk	67	2,866	42.8	39.4	6	24	62	0
TEXANS	67	2,866	42.8	39.4	6	24	62	0
OPPONENTS	76	3,557	46.8	40.4	2	27	67	0

PUNT RETURNS

	Ret	FC	Yds	Avg	Long	TD
J. Jones	39	14	426	10.9	62	0
G. Martinez	6	1	23	3.8	11	0
TEXANS	45	15	449	10.0	62	0
OPPONENTS	24	24	104	4.3	18	0

KICKOFF RETURNS

	No	Yds	Avg	Long	TD
A. Davis	33	782	23.7	63	0
J. Jones	24	638	26.6	95t	1
V. Leach	2	23	11.5	15	0
G. Martinez	1	6	6.0	6	0
J. Busing	1	0	0.0	0	0
D. Robinson	1	0	0.0	0	0
J. Casey	1	0	0.0	0	0
K. Walter	1	0	0.0	0	0
TEXANS	64	1,449	22.6	95t	1
OPPONENTS	71	1,597	22.5	71	0

FIELD GOALS

	1-19	20-29	30-39	40-49	50+
K. Brown	0/0	11/13	6/9	2/6	2/4
TEXANS	0/0	11/13	6/9	2/6	2/4
OPPONENTS	0/0	5/5	4/5	4/5	7/8

K. Brown: (1); (38G, 23G); (27G); (26G, 34G, 33WL); (35B); (28B); (50G); (42G, 22G, 26G); (56G, 42WL); (49WR, 26G, 49WL); (35G, 33G); (32G); 29G, 26B, 48 WR, 31G); (27G, 25G, 52RU, 28G); (49G, 22G); (56WR, 38WR).

Opponents: (24G); (40G); (52G); (46, 33); (1); (50); (1); (21G); (22G, 37G); (50G, 49WL, 53G); (32WR); (51G, 46G, 24G); (1); (33G, 52G); 27G, 54WR, 38G); (51G, 43G)



2009 STATISTICS (9-7)

DEFENSIVE STATISTICS

Based on press box stats

TACKLES	Solo	Asst	Total	Sck-Yrds	Tackles For Loss	QB Hits	INT-Yards	Pass Def.	Forced Fumbles	Fumble Recovery
B.Cushing	86	47	133	4.0-31	13	13	4-26	10	2	0
D.Ryans	93	30	123	1.0-7	14	5	0-0	2	1	1
B.Pollard	82	20	102	1.5-10	4	2	4-121	7	1	3
G.Quin	54	10	64	0.0-0	3	0	0-0	11	0	0
Z.Diles	45	16	61	0.0-0	7	1	0-0	1	2	1
Du.Robinson	42	7	49	0.0-0	6	0	0-0	5	0	0
M.Williams	38	5	43	9.0-52	13	20	0-0	3	2	1
A.Okoye	26	12	38	1.5-8	6	6	0-0	3	0	0
A.Smith	26	8	34	4.5-26	6	18	0-0	1	2	2
E.Wilson	23	6	29	0.0-0	0	0	2-29	3	1	0
J.Zgonina	23	5	28	2.5-11	3	3	0-0	0	0	1
J.Reeves	23	5	28	0.0-0	0	0	1-19	7	0	0
D.Barber	21	4	25	0.0-0	0	1	1-3	4	0	1
S.Cody	12	9	21	0.5-1	1	2	0-0	1	0	0
J.Busing	19	1	20	0.0-0	0	1	1-140	3	0	0
De.Robinson	16	4	20	0.0-0	0	0	0-0	4	1	0
T.Bulman	12	6	18	0.0-0	1	3	0-0	1	0	0
C.Barwin	11	5	16	4.5-43	4	7	0-0	3	0	1
F.Bennett	12	3	15	0.0-0	0	0	0-0	1	0	0
B.McCain	11	0	11	0.0-0	0	0	1-0	3	0	0
A.Johnson	4	0	4	0.0-0	0	0	0-0	0	0	1
D.Anderson	3	0	3	0.0-0	0	0	0-0	0	0	0
N.Ferguson	2	1	3	0.0-0	0	0	0-0	1	0	0
X.Adibi	2	1	3	0.0-0	0	1	0-0	0	0	0
B.Russell	1	2	3	0.0-0	0	0	0-0	0	0	0
T.Jamison	2	0	2	0.0-0	0	0	0-0	0	0	0
J.Jones	2	0	2	0.0-0	0	0	0-0	0	0	1
K.Bentley	1	0	1	0.0-0	0	0	0-0	0	0	0
J.Casey	1	0	1	0.0-0	1	0	0-0	0	0	0
J.Dreessen	1	0	1	0.0-0	0	0	0-0	0	0	0
C.Pitts	1	0	1	0.0-0	0	0	0-0	0	0	0
K.Studdard	1	0	1	0.0-0	0	0	0-0	0	0	0
C.Myers	1	0	1	0.0-0	0	0	0-0	0	0	0
E.Winston	1	0	1	0.0-0	0	0	0-0	0	0	0
C.White	1	0	1	0.0-0	0	0	0-0	0	0	0
O.Daniels	1	0	1	0.0-0	0	0	0-0	0	0	0
K.Walter	1	0	1	0.0-0	0	0	0-0	0	0	0
M.Schaub	1	0	1	0.0-0	0	0	0-0	0	0	1
R.Grossman	0	0	0	0.0-0	0	0	0-0	0	0	1
V.Leach	0	0	0	0.0-0	0	0	0-0	0	0	1
TEAM	0	0	0	1.0-3	0	0	0-0	0	0	0
Total	702	207	909	30.0-91	82	83	14-212	74	12	16

SPECIAL TEAMS STATISTICS

SPECIAL TEAMS	Solo	Asst	Total	PAT	Blocks Punt	FG	Forced Fumbles	Fumble Recovery
K.Bentley	9	11	20	0	0	0	0	0
A.Davis	11	1	12	0	0	0	0	2
J.Busing	7	5	12	0	0	0	0	0
G.Martinez	6	3	9	0	0	0	0	0
D.Barber	7	1	8	0	0	0	0	1
X.Adibi	7	1	8	0	0	0	1	0
R.Moats	6	0	6	0	0	0	0	0
N.Ferguson	6	1	7	0	0	0	0	0
J.Dreessen	4	2	6	0	0	0	0	0
C.Thompson	3	2	5	0	0	0	0	0
J.Casey	4	1	5	0	0	0	0	0
G.Quin	2	2	4	0	0	0	0	0
F.Bennett	3	0	3	0	0	0	0	1
C.Barwin	2	1	3	0	0	0	0	0
B.McCain	3	1	4	0	0	0	0	0
J.Reeves	2	1	3	0	0	0	0	0
A.Molden	1	1	2	0	0	0	0	0
A.Foster	1	1	2	0	0	0	0	0
D.Brown	1	0	1	0	0	0	0	0
B.Russell	1	0	1	0	0	0	0	0
K.Brown	1	0	1	0	0	0	0	0
Z.Diles	0	1	1	0	0	0	0	0
Total	87	36	123	0	0	0	1	4
Opponent	71	23	94	0	0	3	0	3

A photograph of a crowd of Houston Astros fans at a baseball game. In the center, a fan holds up a large Houston Astros flag. Other fans are visible in the background, some wearing Astros jerseys and hats. The scene is lively and captures the excitement of a game day.

**Looking for
Instant Fan Reaction
for your story?**

Sports 610
Radio

HOUSTON'S #1 SPORTS STATION!

Connecting with fans live when you need it!

HOUSTON TEXANS

TEXANS INDIVIDUAL RECORDS



INDIVIDUAL YEAR-BY-YEAR LEADERS



RUSHING

Year	Player	Att	Yds	Avg	Long	TD
2002	Jonathan Wells	197	529	2.7	37	3
2003	Domanick Williams	238	1,031	4.3	51	8
2004	Domanick Williams	302	1,188	3.9	44	13
2005	Domanick Williams	230	976	4.2	44	2
2006	Ron Dayne	151	612	4.1	19	5
2007	Ron Dayne	194	773	4.0	39	6
2008	Steve Slaton	268	1,282	4.8	71t	9
2009	Steve Slaton	131	437	3.3	32t	3
2010	Arian Foster	327	1,616	4.9	74t	16

RECEIVING

Year	Player	Rec	Yds	Avg	Long	TD
2002	Billy Miller	51	613	12.0	42	3
2003	Andre Johnson	66	976	14.8	46t	4
2004	Andre Johnson	79	1,142	14.5	54t	6
2005	Andre Johnson	63	688	10.9	53t	2
2006	Andre Johnson	103	1,147	11.1	53	5
2007	Kevin Walter	65	800	12.3	46	4
2008	Andre Johnson	115	1,575	13.7	65	8
2009	Andre Johnson	101	1,569	15.5	72t	9
2010	Andre Johnson	86	1,216	14.1	60	8

RUSHING-RECEIVING

Year	Player	Rushing	Receiving	Total
2002	James Allen	519	302	821
2003	Domanick Williams	1,031	351	1,382
2004	Domanick Williams	1,188	588	1,776
2005	Domanick Williams	976	337	1,313
2006	Andre Johnson	14	1,147	1,161
2007	Ron Dayne	773	112	885
2008	Steve Slaton	1,282	377	1,659
2009	Andre Johnson	10	1,569	1,579
2010	Arian Foster	1,616	604	2,220

PASSING

Year	Player	Att	Comp	Pct	Yds	TD	INT	Lg	Rtg
2002	David Carr	444	233	52.5	2,592	9	15	81	62.8
2003	David Carr	295	167	56.6	2,013	9	13	78t	69.5
2004	David Carr	466	285	61.2	3,531	16	14	69	83.5
2005	David Carr	423	256	60.5	2,488	14	11	53t	77.2
2006	David Carr	442	302	68.3	2,767	11	12	53	82.1
2007	Matt Schaub	289	192	66.4	2,241	9	9	77t	87.2
2008	Matt Schaub	380	251	66.1	3,043	15	10	65	92.7
2009	Matt Schaub	583	396	67.9	4,770	29	15	72t	98.6
2010	Matt Schaub	574	365	63.6	4,370	24	12	60	92.0

SCORING

Year	Player	TD	PAT	2PT	FG	TP
2002	Kris Brown	-	20/20	-	17/24	71
2003	Kris Brown	-	27/27	-	18/22	81
2004	Kris Brown	-	34/34	-	17/24	85
2005	Kris Brown	-	24/24	-	26/34	102
2006	Kris Brown	-	26/27	-	19/25	83
2007	Kris Brown	-	40/40	-	25/29	115
2008	Kris Brown	-	37/37	-	29/33	124
2009	Kris Brown	-	43/44	-	21/32	106
2010	Neil Rackers	-	43/43	-	27/30	124

FIELD GOALS

Year	Player	Att	Made	Pct	Long
2002	Kris Brown	24	17	70.8	51
2003	Kris Brown	22	18	81.8	50
2004	Kris Brown	24	17	70.8	50
2005	Kris Brown	34	26	76.5	53
2006	Kris Brown	25	19	76.0	49
2007	Kris Brown	29	25	86.2	57*
2008	Kris Brown	33	29	87.9	53
2009	Kris Brown	32	21	65.6	56
2010	Neil Rackers	27	30	90.0	57

*Longest field goal in the NFL

PUNTING

Year	Player	No	Yds	Avg	Long	Blk
2002	Chad Stanley	114	4,720	41.4	62	2
2003	Chad Stanley	97	4,028	41.5	58	0
2004	Chad Stanley	73	3,009	41.2	57	0
2005	Chad Stanley	77	2,990	38.8	61	0
2006	Chad Stanley	76	3,161	41.6	62	0
2007	Matt Turk	55	2,296	41.7	59	0
2008	Matt Turk	53	2,240	42.3	59	0
2009	Matt Turk	67	2,866	42.8	62	0
2010	Matt Turk	63	2,650	42.1	60	0

PUNT RETURNS

Year	Player	No	Yds	Avg	Long	TD
2002	Jermaine Lewis	36	280	7.8	48	0
2003	J.J. Moses	36	244	6.8	40	0
2004	J.J. Moses	36	309	8.6	27	0
2005	Phillip Buchanon	12	101	8.4	37	0
2006	Dexter Wynn	12	139	11.6	58	0
2007	Jacoby Jones	30	286	9.5	74	0
2008	Jacoby Jones	32	386	12.1	73t	2
2009	Jacoby Jones	39	426	10.9	62	0
2010	Jacoby Jones	29	204	7.0	39	0

BOLD indicates team record



INDIVIDUAL YEAR-BY-YEAR LEADERS

KICKOFF RETURNS

Year	Player	No	Yds	Avg	Long	TD
2002	Jermaine Lewis	46	961	20.9	45	0
2003	J.J. Moses	58	1,355	23.4	70	0
2004	J.J. Moses	59	1,303	22.1	49	0
2005	Jerome Mathis	54	1,542	28.6	99t	2
2006	Dexter Wynn	30	670	22.3	38	0
2007	André Davis	32	968	30.3	104t	3
2008	André Davis	43	993	23.1	50	0
2009	André Davis	33	782	23.7	63	0
2010	Steve Slaton	39	767	19.7	50	0

INTERCEPTIONS

Year	Player	No	Yds	Avg	Long	TD
2002	Aaron Glenn	5	181	36.2	70t	2
2003	Marcus Coleman	7	95	13.6	41	0
2004	Dunta Robinson	6	146	24.3	61	0
2005	Glenn Earl	2	2	1.0	2	0
2006	Dunta Robinson	2	9	4.5	9	1
	Demarcus Faggins	2	0	0.0	0	0
2007	Fred Bennet	3	47	15.7	33	0
2008	Jacques Reeves	4	108	27.0	44t	1
2009	Bernard Pollard	4	121	30.3	70t	1
	Brian Cushing	4	26	6.5	20	0
2010	Troy Nolan	3	35	11.7	20	0
	Glover Quin	3	12	4.0	10	0
	Jason Allen	3	1	0.3	1	0

TOTAL TACKLES

Year	Player, Pos.	Solo	Assist	Total
2002	Jay Foreman, LB	110	83	193
2003	Jamie Sharper, LB	117	78	195
2004	Jamie Sharper, LB	113	64	177
2005	Morlon Greenwood, LB	87	57	144
2006	DeMeco Ryans, LB	126	30	156
2007	DeMeco Ryans, LB	98	29	127
2008	DeMeco Ryans, LB	86	26	126
2009	Brian Cushing, LB	86	47	133
2010	Bernard Pollard, SS	82	30	112

Note: Total tackles were determined by coaches review from 2002-06. From 2007-present, total tackles were determined by press box review.

SACKS

Year	Player, Pos.	Sacks	Yards
2002	Jeff Posey, LB	8.0	77.0
2003	Jamie Sharper, LB	4.0	19.0
2004	Kailee Wong, LB	5.5	29.0
2005	Shantee Orr, LB	7.0	40.0
2006	Jason Babin, LB	5.5	39.0
2007	Mario Williams, DE	14.0	82.5
2008	Mario Williams, DE	12.0	82.0
2009	Mario Williams, DE	9.0	52.0
2010	Mario Williams, DE	8.5	54.5

SPECIAL TEAMS TACKLES

Year	Player, Pos.	Solo	Assist	Total
2002	Jason Bell, CB	14	2	16
2003	Ramon Walker, SS	13	4	17
2004	Antwan Peek, LB	10	8	18
2005	Ramon Walker, SS	12	6	18
2006	Troy Evans, LB	11	2	13
2007	Jameel Cook, FB	12	1	13
2008	Kevin Bentley, LB	16	7	23
2009	Kevin Bentley, LB	9	11	20
2010	James Casey, TE	10	7	17

Note: Special teams tackles were determined by coaches review from 2002-06. From 2007-present, special teams tackles were determined by press box review.

BOLD indicates team record



INDIVIDUAL TOTAL OFFENSE

YARDS FROM SCRIMMAGE

(Rushing, Receiving)

CAREER

9,210	Andre Johnson, 2003-10
4,471	Domanick Williams#, 2003-05
3,173	Kevin Walter, 2006-10

SEASON

2,220	Arian Foster, 2010
1,776	Domanick Williams#, 2004
1,659	Steve Slaton, 2008

ROOKIE, SEASON

1,659	Steve Slaton, 2008
1,382	Domanick Williams#, 2003
966	Andre Johnson, 2003

GAME

238	Arian Foster vs. Indianapolis, 9/12/10
218	Arian Foster vs. Tennessee, 11/28/10
207	Andre Johnson vs. Tennessee, 12/14/08
201	Domanick Williams# vs. Indianapolis, 12/12/04

GAME, OPPONENT

284	Chris Johnson at Tennessee, 9/20/09
265	Lee Evans vs. Buffalo, 11/19/06
217	Larry Johnson vs. Kansas City, 11/20/05

COMBINED NET YARDS GAINED

(Rushing, Receiving, Returns)

MOST SEASONS LEADING TEAM

3	Domanick Williams#, 2003-05
2	Ron Dayne, 2006-07
1	Arian Foster, 2010
	Andre Johnson, 2009
	Jonathan Wells, 2002
	Steve Slaton, 2008

MOST CONSECUTIVE SEASONS LEADING TEAM

3	Domanick Williams#, 2003-05
2	Ron Dayne, 2006-07

CAREER

9,210	Andre Johnson, 2003-10
4,585	Domanick Williams#, 2003-05
4,044	Jacoby Jones, 2007-10
3,384	Steve Slaton, 2008-10
3,211	J.J. Moses, 2003-04

SEASON

2,220	Arian Foster, 2010
1,776	Domanick Williams#, 2004
1,675	Jerome Mathis, 2005
1,659	Steve Slaton, 2008

ROOKIE, SEASON

1,675	Jerome Mathis, 2005
1,659	Steve Slaton, 2008
1,443	Domanick Williams#, 2003
966	Andre Johnson, 2003

GAME

266	Jerome Mathis vs. Kansas City, 11/20/05
266	Jerome Mathis vs. Indianapolis, 10/23/05
254	André Davis vs. Jacksonville, 12/30/07

GAME, OPPONENT

284	Chris Johnson at Tennessee, 9/20/09
265	Lee Evans vs. Buffalo, 11/19/06
217	Larry Johnson vs. Kansas City, 11/20/05

COMBINED ATTEMPTS

CAREER

931	Domanick Williams#, 2003-05
695	Andre Johnson, 2003-10
554	Steve Slaton, 2008-10
427	Jonathan Wells, 2002-05

SEASON

393	Arian Foster, 2010
370	Domanick Williams#, 2004
318	Steve Slaton, 2008
288	Domanick Williams#, 2003
273	Domanick Williams#, 2005

GAME

39	Arian Foster vs. Tennessee, 11/28/10
38	Domanick Williams# at Indianapolis, 11/14/04
36	Domanick Williams# at Detroit, 9/19/04
36	Domanick Williams# vs. New York Jets, 10/19/03

GAME, OPPONENT

43	Rudi Johnson at Cincinnati, 11/9/03
36	Larry Johnson vs. Kansas City, 11/20/05
34	Thomas Jones at Tampa Bay, 12/14/03

- Domanick Williams known as Domanick Davis prior to 2006.

INDIVIDUAL RUSHING

RUSHING ATTEMPTS

MOST SEASONS LEADING TEAM

3	Domanick Williams#, 2003-05
2	Steve Slaton, 2008-09
2	Ron Dayne, 2006-07

MOST CONSECUTIVE SEASONS LEADING TEAM

3	Domanick Williams#, 2003-05
2	Steve Slaton, 2008-09
2	Ron Dayne, 2006-07

CAREER

770	Domanick Williams#, 2003-05
418	Steve Slaton, 2008-10

381	Arian Foster, 2009-10
374	Jonathan Wells, 2002-05

SEASON

327	Arian Foster, 2010
302	Domanick Williams#, 2004
268	Steve Slaton, 2008
238	Domanick Williams#, 2003

SEASON, ROOKIE

268	Steve Slaton, 2008
238	Domanick Williams#, 2003
197	Jonathan Wells, 2002



INDIVIDUAL RUSHING

GAME

- 33 Arian Foster vs. Indianapolis, 9/12/10
- 32 Ron Dayne vs. Indianapolis, 12/24/06
- 31 Arian Foster vs. Jacksonville, 1/2/11
- Domanick Williams# at Jacksonville, 12/26/04
- Domanick Williams# at Indianapolis, 11/14/04

GAME, ROOKIE

- 27 Domanick Williams# vs. New York Jets, 10/19/03
- 26 Domanick Williams# at Buffalo, 11/16/03
- 26 Steve Slaton at Green Bay, 12/7/08

GAME, OPPONENT

- 43 Rudi Johnson, vs. Cincinnati, 11/9/03
- 36 Larry Johnson, vs. Kansas City, 11/20/05
- 34 Thomas Jones, at Tampa Bay, 12/14/03

- Domanick Williams known as Domanick Davis prior to 2006.

RUSHING YARDS GAINED

MOST SEASONS LEADING TEAM

- 3 Domanick Williams#, 2003-05
- 2 Steve Slaton, 2008-09
- 2 Ron Dayne, 2006-07

MOST CONSECUTIVE SEASONS LEADING TEAM

- 3 Domanick Williams#, 2003-05
- 2 Steve Slaton, 2008-09
- 2 Ron Dayne, 2006-07

CAREER

- 3,195 Domanick Williams#, 2003-05
- 1,873 Arian Foster, 2009-10
- 1,812 Steve Slaton, 2008-10

SEASONS, 1,000 OR MORE YARDS RUSHING

- 2 Domanick Williams#, 2003-04
- 1 Arian Foster, 2010
- 1 Steve Slaton, 2008

CONSECUTIVE SEASONS, 1,000 OR MORE YARDS RUSHING

- 2 Domanick Williams#, 2003-04

SEASON

- 1,616 Arian Foster, 2010
- 1,282 Steve Slaton, 2008
- 1,188 Domanick Williams#, 2004
- 1,031 Domanick Williams#, 2003

ROOKIE, SEASON

- 1,282 Steve Slaton, 2008
- 1,031 Domanick Williams#, 2003
- 529 Jonathan Wells, 2002

GAME

- 231 Arian Foster vs. Indianapolis, 9/12/10
- 180 Arian Foster vs. Jacksonville, 1/2/11
- 158 Domanick Williams# at Jacksonville, 12/26/04
- 156 Steve Slaton at Indianapolis, 11/16/08

GAME, OPPONENT

- 211 Larry Johnson vs. Kansas City, 11/20/05
- 197 Chris Johnson at Tennessee, 9/20/09
- 182 Rudi Johnson at Cincinnati, 11/9/03

GAME, ROOKIE

- 156 Steve Slaton at Indianapolis, 11/16/08
- 129 Domanick Williams# vs. New York Jets, 10/19/03
- 119 Arian Foster vs. New England, 1/3/10

GAMES, 100 OR MORE YARDS RUSHING

- 11 Domanick Williams#, 2003-05
- 9 Arian Foster, 2009-10
- 5 Steve Slaton, 2008-09

CONSECUTIVE GAMES, 100 OR MORE YARDS

- 3 Steve Slaton, 12/1/08 – 12/14/08
- 2 Six times, last by Arian Foster, 11/1/10 – 11/7/10

LONGEST RUN FROM SCRIMMAGE

- 74t Arian Foster at Oakland, 10/3/10
- 71t Steve Slaton at Indianapolis, 11/16/08
- 56 Arian Foster vs. Jacksonville, 1/2/11
- 51 Domanick Williams# at Cincinnati, 11/9/03

LONGEST RUN FROM SCRIMMAGE, OPPONENT

- 91t Chris Johnson at Tennessee, 9/20/09
- 76 Fred Taylor at Jacksonville, 10/14/07
- 70t Tiki Barber vs. New York Giants, 11/24/02

RUSHING AVERAGE GAIN

CAREER (750 ATTEMPTS)

- 4.1 Domanick Williams#, 2003-05

SEASON (100 ATTEMPTS)

- 4.9 Arian Foster, 2010 (327-1,616)
- 4.8 Steve Slaton, 2008 (268-1,282)
- 4.3 Domanick Williams#, 2003 (238-1,031)

GAME (10 ATTEMPTS)

- 11.1 Steve Slaton at Indianapolis, 11/16/08 (14-156)
- 8.6 Darius Walker vs. Jacksonville, 12/30/07 (10-86)
- 7.8 Arian Foster at Oakland, 10/3/10 (17-133)

GAME, OPPONENT (10 ATTEMPTS)

- 12.3 Chris Johnson at Tennessee, 9/20/09 (16-197)
- 10.4 Maurice Jones-Drew at Jacksonville, 10/14/07 (12-125)
- 8.4 Amos Zereoue vs. Oakland, 10/3/04 (14-117)

RUSHING TOUCHDOWNS

SEASONS LEADING TEAM

- 2 Jonathan Wells, 2002, 2005
- 2 Domanick Williams#, 2003-04
- 2 Ron Dayne, 2006-07

CONSECUTIVE SEASONS LEADING TEAM

- 2 Domanick Williams#, 2003-04
- 2 Ron Dayne, 2006-07

CAREER

- 23 Domanick Williams#, 2003-05
- 19 Arian Foster, 2009-10
- 12 Steve Slaton, 2008-10

SEASON

- 16 Arian Foster, 2010
- 13 Domanick Williams#, 2004
- 9 Steve Slaton, 2008

GAME

- 3 Arian Foster vs. Indianapolis, 9/12/10
- 3 Ryan Moats at Buffalo, 11/1/09
- 2 17 times, last by Arian Foster vs. Jacksonville, 1/2/11

GAME, ROOKIE

- 2 Six times, last by Steve Slaton vs. Jacksonville, 12/01/08



INDIVIDUAL RUSHING

GAME, OPPONENT

- 4 Shaun Alexander at Seattle, 10/16/05
- 3 Three times, last by
Maurice Jones-Drew vs. Jacksonville, 9/27/09
- 2 15 times, last by
Maurice Jones-Drew at Jacksonville, 11/14/10

CONSECUTIVE GAMES RUSHING FOR TOUCHDOWNS

- 6 Domanick Williams#, 11/28/04 – 1/2/05
- 5 Arian Foster, 10/17/10 – 11/21/10
- 3 Derrick Ward, 10/3/10 – 10/17/10
- Arian Foster, 12/27/09 – 9/12/10
- Ron Dayne, 12/10/06 – 12/24/06
- Domanick Williams#, 12/21/03 – 9/12/04
- 2 Five times, last by Steve Slaton, 10/19/08 – 10/26/08

- Domanick Williams known as Domanick Davis prior to 2006.

INDIVIDUAL PASSING

SEASONS LEADING TEAM

- 5 David Carr, 2002-06
- 4 Matt Schaub, 2007-10

CONSECUTIVE SEASONS LEADING TEAM

- 5 David Carr, 2002-06
- 4 Matt Schaub, 2007-10

PASSER RATING

CAREER (1,500 ATTEMPTS)

- 93.5 Matt Schaub, 2007-10
- 75.5 David Carr, 2002-06

SEASON (224 ATTEMPTS)

- 98.6 Matt Schaub, 2009
- 92.7 Matt Schaub, 2008
- 92.0 Matt Schaub, 2010
- 87.2 Matt Schaub, 2007

ROOKIE, SEASON (224 ATTEMPTS)

- 62.8 David Carr, 2002

GAME (20 ATTEMPTS)

- 144.0 Matt Schaub vs. Cincinnati, 10/26/08
- 140.2 David Carr at Indianapolis, 9/17/06
- 129.7 Matt Schaub vs. Jacksonville, 1/2/11
- 127.8 Matt Schaub at Tennessee, 9/20/09
- 124.2 Matt Schaub at Cincinnati, 10/18/09

GAME, OPPONENT (20 ATTEMPTS)

- 146.8 Steve McNair at Tennessee, 10/12/03
- 146.8 Jon Kitna vs. Cincinnati, 11/3/02
- 139.8 Ben Roethlisberger vs. Pittsburgh, 9/18/05
- 137.8 Jake Plummer at Denver, 11/7/04
- 137.2 Philip Rivers vs. San Diego, 11/7/10

PASSING ATTEMPTS

SEASONS LEADING TEAM

- 5 David Carr, 2002-06
- 4 Matt Schaub, 2007-10

CONSECUTIVE SEASONS LEADING TEAM

- 5 David Carr, 2002-06
- 4 Matt Schaub, 2007-10

CAREER

- 2,070 David Carr, 2002-06
- 1,826 Matt Schaub, 2007-10
- 453 Sage Rosenfels, 2006-08

SEASON

- 583 Matt Schaub, 2009
- 574 Matt Schaub, 2010
- 466 David Carr, 2004

ROOKIE, SEASON

- 444 David Carr, 2002
- 40 Dave Ragone, 2003

GAME

- 62 Matt Schaub vs. Baltimore, 12/13/10
- 54 Matt Schaub at Tennessee, 12/19/10
- 54 David Carr at New York Jets, 11/26/06
- 52 Matt Schaub at Washington, 9/19/10
- 50 Matt Schaub at Arizona, 10/11/09

GAME, OPPONENT

- 57 Peyton Manning vs. Indianapolis, 9/12/10
- 57 Tommy Maddox at Pittsburgh, 12/8/02
- 55 Chad Henne at Miami, 12/27/09
- 50 Peyton Manning at Indianapolis, 11/8/09
- 50 Daunte Culpepper vs. Minnesota, 10/10/04
- 50 Brett Favre vs. Green Bay, 11/21/04

PASS COMPLETIONS

SEASONS LEADING TEAM

- 5 David Carr, 2002-06
- 4 Matt Schaub, 2007-10

CONSECUTIVE SEASONS LEADING TEAM

- 5 David Carr, 2002-06
- 4 Matt Schaub, 2007-10

CAREER

- 1,243 David Carr, 2002-06
- 1,204 Matt Schaub, 2007-10
- 297 Sage Rosenfels, 2006-08

SEASON

- 396 Matt Schaub, 2009
- 365 Matt Schaub, 2010
- 302 David Carr, 2006

ROOKIE, SEASON

- 233 David Carr, 2002
- 20 Dave Ragone, 2003

GAME

- 39 David Carr at New York Jets, 11/26/06
- 38 Matt Schaub at Washington, 9/19/10
- 35 Matt Schaub at Tennessee, 12/19/10
- 35 Matt Schaub at Arizona, 10/11/09
- 32 Matt Schaub at Indianapolis, 11/8/09
- 31 Matt Schaub vs. Baltimore, 12/13/10
- 31 Matt Schaub vs. Indianapolis, 11/29/09



INDIVIDUAL PASSING

PASS COMPLETIONS, continued

GAME, OPPONENT

- 40 Peyton Manning vs. Indianapolis, 9/12/10
- 36 Daunte Culpepper vs. Minnesota, 10/10/04
- 34 Peyton Manning at Indianapolis, 11/8/09
- 33 Drew Brees vs. New Orleans, 11/18/07
- 33 Brett Favre vs. Green Bay 11/21/04

CONSECUTIVE COMPLETIONS

- *22 David Carr vs. Buffalo, 11/19/06
- 16 Matt Schaub vs. Indianapolis (14), 9/23/07; at Atlanta (2), 9/30/07
- 13 David Carr at Indianapolis (9), 9/17/06; vs. Washington (4), 9/24/06

CONSECUTIVE COMPLETIONS, OPPONENT

- *22 Mark Brunell vs. Washington, 9/24/06

*Tied NFL record

PASSING COMPLETION PERCENTAGE

SEASONS LEADING TEAM

- 5 David Carr, 2002-06
- 3 Matt Schaub, 2007, 2009-10
- 1 Sage Rosenfels, 2008

CONSECUTIVE SEASONS LEADING TEAM

- 5 David Carr, 2002-06

CAREER (1,500 ATTEMPTS)

- 65.9 Matt Schaub, 2007-10
- 60.0 David Carr, 2002-06

SEASON (224 ATTEMPTS)

- 68.3 David Carr, 2006
- 67.9 Matt Schaub, 2009
- 66.4 Matt Schaub, 2007
- 64.2 Sage Rosenfels, 2007
- 63.6 Matt Schaub, 2010

GAME (20 ATTEMPTS)

- 85.7 Matt Schaub vs. Cincinnati, 10/26/08
- 84.6 David Carr at Indianapolis, 9/17/06
- 83.9 Matt Schaub vs. Detroit, 10/19/08

PASSING YARDS GAINED

SEASONS LEADING TEAM

- 5 David Carr, 2002-06
- 4 Matt Schaub, 2007-10

CONSECUTIVE SEASONS LEADING TEAM

- 5 David Carr, 2002-06
- 4 Matt Schaub, 2007-10

CAREER

- 14,424 Matt Schaub, 2007-10
- 13,391 David Carr, 2002-06
- 3,115 Sage Rosenfels, 2006-08

SEASONS, 4,000 OR MORE YARDS PASSING

- 2 Matt Schaub, 2009-10

SEASONS, 3,000 OR MORE YARDS PASSING

- 3 Matt Schaub, 2008-10
- 1 David Carr, 2004

SEASON

- 4,770 Matt Schaub, 2009
- 4,370 Matt Schaub, 2010
- 3,531 David Carr, 2004
- 3,043 Matt Schaub, 2008

ROOKIE, SEASON

- 2,592 David Carr, 2002
- 135 Dave Ragone, 2003

GAME

- 497 Matt Schaub at Washington, 9/19/10
- 414 Matt Schaub at Green Bay, 12/7/08
- 393 Matt Schaub vs. Baltimore, 12/13/10
- 392 Matt Schaub at Cincinnati, 10/18/09
- 379 Matt Schaub vs. Miami, 12/1/08

GAME, OPPONENT

- 433 Peyton Manning vs. Indianapolis, 9/12/10
- 426 Donovan McNabb at Washington, 9/19/10
- 421 Steve McNair at Tennessee, 10/12/03
- 400 Peyton Manning at Indianapolis, 9/17/06

GAMES, 300 OR MORE YARDS PASSING, SEASON

- 9 Matt Schaub, 2009
- 7 Matt Schaub, 2010
- 4 Matt Schaub, 2008

GAMES, 300 OR MORE YARDS PASSING, CAREER

- 21 Matt Schaub, 2007-10
- 4 David Carr, 2002-06

LONGEST PASS COMPLETION

- 81 David Carr to Corey Bradford vs. Buffalo, 10/13/02
- 78 David Carr to Corey Bradford at Miami, 9/7/03
- 77 Matt Schaub to Andre Johnson vs. Kansas City, 9/9/07 (TD)

PASSING AVERAGE GAIN

SEASONS LEADING TEAM (224 ATTEMPTS/SEASON)

- 5 David Carr, 2002-06
- 4 Matt Schaub, 2007-10

CONSECUTIVE SEASONS LEADING TEAM

- 5 David Carr, 2002-06
- 4 Matt Schaub, 2007-10

AVERAGE GAIN, CAREER (1,500 ATTEMPTS)

- 7.90 Matt Schaub, 2007-10
- 6.47 David Carr, 2002-06

AVERAGE GAIN, SEASON (224 ATTEMPTS)

- 8.18 Matt Schaub, 2009
- 8.00 Matt Schaub, 2008
- 7.75 Matt Schaub, 2007
- 7.61 Matt Schaub, 2010

AVERAGE GAIN, ROOKIE, SEASON (224 ATTEMPTS)

- 5.84 David Carr, 2002

AVERAGE GAIN, GAME (20 ATTEMPTS)

- 13.10 Matt Schaub at Washington, 9/19/10
- 12.20 Matt Schaub vs. Kansas City, 10/17/10
- 11.50 Matt Schaub vs. Jacksonville (1/2/11)
- 10.23 Matt Schaub vs. Kansas City, 9/9/07
- 10.23 David Carr at Tennessee, 10/17/04

AVERAGE GAIN, GAME, OPPONENTS (20 ATTEMPTS)

- 15.59 Steve McNair at Tennessee, 10/12/03
- 15.21 Donovan McNabb at WAS, 9/19/10
- 12.83 Philip Rivers vs. San Diego, 11/7/10
- 12.10 Ben Roethlisberger vs. Pittsburgh, 9/18/05

INDIVIDUAL PASSING



PASSING TOUCHDOWNS

SEASONS LEADING TEAM

- 5 David Carr, 2002-06
- 3 Matt Schaub, 2008-10
- 1 Sage Rosenfels, 2007

CONSECUTIVE SEASONS LEADING TEAM

- 5 David Carr, 2002-06
- 3 Matt Schaub, 2008-10

CAREER

- 77 Matt Schaub, 2007-10
- 59 David Carr, 2002-06
- 24 Sage Rosenfels, 2006-08

SEASON

- 29 Matt Schaub, 2009
- 24 Matt Schaub, 2010
- 16 David Carr, 2004
- 15 Sage Rosenfels, 2007
- 15 Matt Schaub, 2008

ROOKIE, SEASON

- 9 David Carr, 2002

GAME

- 4 Three times, last by Matt Schaub at Cincinnati, 10/18/09
- 3 Nine times, last by Matt Schaub vs. Baltimore, 12/13/10
- 2 31 times, last by Matt Schaub at Tennessee, 12/19/10

GAME, OPPONENT

- 5 Daunte Culpepper vs. Minnesota, 10/10/04
- Peyton Manning at Indianapolis, 11/14/04
- 4 Three times, last by Quinn Gray vs. Jacksonville, 12/30/07
- 3 22 times, last by Matt Cassel vs. Kansas City Chiefs, 10/17/10

GAMES, FOUR OR MORE TOUCHDOWN PASSES CAREER

- 2 Matt Schaub, 2007-10
- 1 Sage Rosenfels, 2006-08

GAMES, FOUR OR MORE TOUCHDOWN PASSES, SEASON

- 2 Matt Schaub, 2009
- 1 Sage Rosenfels, 2007

CONSECUTIVE GAMES, TOUCHDOWN PASSES

- 12 Matt Schaub, 11/8/09 – 10/3/10
- 9 Sage Rosenfels, 10/14/07 – 12/30/07
- 8 David Carr, 9/18/05 – 11/13/05
- 8 Matt Schaub, 11/14/10 – 1/3/11
- 6 Matt Schaub, 9/20/09 – 10/25/09
- 6 David Carr, 9/19/04 – 10/31/04

PASSES HAD INTERCEPTED

CAREER

- 65 David Carr, 2002-06
- 46 Matt Schaub, 2007-10
- 23 Sage Rosenfels, 2006-08

SEASON

- 15 Matt Schaub, 2009
- 15 David Carr, 2002
- 14 David Carr, 2004
- 13 David Carr, 2003

GAME

- 4 Twice, last by Sage Rosenfels vs. Baltimore, 11/9/08
- 3 Six times, last by Matt Schaub at Jacksonville, 9/28/08
- 2 25 times, last by Matt Schaub vs. Baltimore, 12/13/10

GAME, OPPONENT

- 4 David Garrard at Jacksonville, 11/12/06
- 4 Steve McNair at Tennessee, 10/17/04

CONSECUTIVE PASSES WITHOUT AN INTERCEPTION

- 110 Matt Schaub, 11/14/10 through 12/2/10
- 99 David Carr, 12/24/05 through 9/17/06
- David Carr, 10/17/04 through 11/14/04
- 61 Matt Schaub, 10/10/10 through 10/17/10
- 59 Matt Schaub, 10/19/08 through 10/26/08
- 59 Matt Schaub, 9/23/07 through 10/7/07

ATTEMPTS, NO INTERCEPTIONS, GAME

- 42 David Carr vs. Minnesota, 10/10/04
- 41 David Carr at Denver, 11/7/04
- 40 Three times, last by Matt Schaub at St. Louis, 12/20/09

ATTEMPTS, NO INTERCEPTIONS, GAME, OPPONENT

- 57 Peyton Manning vs. Indianapolis, 9/12/10
- 50 Daunte Culpepper vs. Minnesota, 10/10/04
- 46 Peyton Manning vs. Indianapolis, 11/16/08

LOWEST PERCENTAGE, PASSES INTERCEPTED

SEASONS LEADING TEAM

- 5 David Carr, 2002-06
- 4 Matt Schaub, 2007-10

CAREER (1,500 ATTEMPTS)

- 2.5 Matt Schaub, 2007-10
- 3.1 David Carr, 2002-06

SEASON (224 ATTEMPTS)

- 2.1 Matt Schaub, 2010
- 2.6 Matt Schaub, 2009
- 2.6 Matt Schaub, 2008
- 2.7 David Carr, 2006
- 3.0 David Carr, 2004

ROOKIE, SEASON (224 ATTEMPTS)

- 3.4 David Carr, 2002

TIMES SACKED

CAREER

- 249 David Carr, 2002-06
- 96 Matt Schaub, 2007-10
- 15 Sage Rosenfels, 2006-08

SACKED, SEASON

- *76 David Carr, 2002
- 68 David Carr, 2005
- 49 David Carr, 2004

GAME

- 9 David Carr at San Diego, 9/15/03
- 8 David Carr at Cleveland, 10/20/02
- David Carr vs. Pittsburgh, 9/18/05
- 7 Three times, last by David Carr vs. Tennessee, 10/9/05

GAME, OPPONENT

- 6 Tommy Maddox at Pittsburgh, 12/8/02
- 5 Seven times, last by Joe Flacco vs. Baltimore, 12/13/10

* NFL record



INDIVIDUAL RECEIVING

RECEPTIONS

SEASONS LEADING TEAM

- 7 Andre Johnson, 2003-06, 08-10
- 1 Kevin Walter, 2007
- 1 Billy Miller, 2002

CONSECUTIVE SEASONS LEADING TEAM

- 4 Andre Johnson, 2003-06
- 3 Andre Johnson, 2008-10

CAREER

- 673 Andre Johnson, 2003-10
- 243 Kevin Walter, 2006-10
- 240 Owen Daniels 2006-10

SEASONS, 50 OR MORE PASS RECEPTIONS

- 8 Andre Johnson, 2003-10
- 4 Kevin Walter, 2007-10
- 2 Owen Daniels, 2007-08
- 1 Arian Foster, 2010
- 1 Jacoby Jones, 2010

SEASON

- 115 Andre Johnson, 2008
- 103 Andre Johnson, 2006
- 101 Andre Johnson, 2009

ROOKIE, SEASON

- 66 Andre Johnson, 2003
- 47 Domanick Williams#, 2003
- 41 Jabar Gaffney, 2002

RECEPTIONS, GAME

- 12 Four times, last by Andre Johnson at Washington, 9/19/10
- 11 Seven times, last by Andre Johnson vs. Seattle, 12/13/09
- 10 10 times, last by Andre Johnson at Indianapolis, 11/8/09

GAME, OPPONENT

- 14 Dallas Clark at Indianapolis, 11/8/09
- 13 Santana Moss at Washington, 9/19/10
- 12 Hakeem Nicks vs. New York Giants, 10/10/10
- 12 Reggie Bush vs. New Orleans, 11/18/07
- 12 Mewelde Moore vs. Minnesota, 10/10/04

CONSECUTIVE GAMES PLAYED, PASS RECEPTION

- 79 Andre Johnson, 11/6/05 – 12/19/10
- 51 Owen Daniels, 12/10/06 – 12/26/10
- 35 Andre Johnson, 9/7/03 – 10/2/05

RECEIVING YARDS GAINED

SEASONS LEADING TEAM

- 8 Andre Johnson, 2003-10
- 1 Corey Bradford, 2002

CONSECUTIVE SEASONS LEADING TEAM

- 8 Andre Johnson, 2003-10

CAREER

- 9,164 Andre Johnson, 2003-10
- 3,091 Kevin Walter, 2006-10
- 2,972 Owen Daniels, 2006-10
- 2,009 Jabar Gaffney, 2002-05

SEASONS, 1,000 OR MORE YARDS

- 5 Andre Johnson – 2004, 2006, 2008-10

SEASON

- 1,575 Andre Johnson, 2008
- 1,569 Andre Johnson, 2009
- 1,216 Andre Johnson, 2010
- 1,147 Andre Johnson, 2006
- 1,142 Andre Johnson, 2004

ROOKIE, SEASON

- 976 Andre Johnson, 2003
- 483 Jabar Gaffney, 2002
- 352 Owen Daniels, 2006

GAME

- 207 Andre Johnson vs. Tennessee, 12/14/08
- 196 Andre Johnson at St. Louis, 12/20/09
- 193 Andre Johnson vs. Seattle, 12/13/09
- 178 Andre Johnson vs. Miami, 10/12/08
- 170 Andre Johnson vs. Minnesota, 10/10/04

GAME, OPPONENT

- 265 Lee Evans vs. Buffalo, 11/19/06
- 177 Derrick Mason at Tennessee, 10/12/03
- 163 Austin Collie vs. Indianapolis, 9/12/10

GAMES, 100 OR MORE YARDS, CAREER

- 37 Andre Johnson, 2003-10
- 3 Owen Daniels, 2006-10
- 3 Corey Bradford, 2002-05
- 3 Kevin Walter, 2006-10

GAMES, 100 OR MORE YARDS, SEASON

- 8 Andre Johnson, 2008
- 6 Andre Johnson, 2010
- 6 Andre Johnson, 2009
- 4 Three times, Andre Johnson, 2004, 2006, 2007
- 3 Andre Johnson, 2003

CONSECUTIVE GAMES, 100 OR MORE YARDS

- 4 Andre Johnson, 10/5/08 – 10/26/08
- 3 Andre Johnson, 9/9/07 – 11/18/07
- 2 Andre Johnson, 12/2/10 – 12/13/10
- 2 Andre Johnson, 10/17/10 – 11/1/10
- 2 Andre Johnson, 12/13/09 – 12/20/09
- 2 Andre Johnson, 10/11/09 – 10/18/09
- 2 Andre Johnson, 9/24/06 – 10/1/06

LONGEST RECEPTION

- 81 Corey Bradford from David Carr vs. Buffalo, 10/13/02
- 78 Corey Bradford from David Carr at Miami, 9/7/03 (TD)
- 77 Andre Johnson from Matt Schaub vs. Kansas City, 9/9/07 (TD)

LONGEST RECEPTION, OPPONENT

- 96 Calvin Johnson vs. Detroit, 10/19/08 (TD)
- 84 Troy Edwards vs. Jacksonville, 10/28/03 (TD)
- 83 Lee Evans vs. Buffalo, 11/19/06 (TD)

RECEIVING AVERAGE GAIN

AVERAGE GAIN, CAREER (200 RECEPTIONS)

- 13.6 Andre Johnson, 2003-10
- 12.6 Kevin Walter, 2006-10
- 12.1 Owen Daniels, 2006-10

AVERAGE GAIN, SEASON (32 RECEPTIONS)

- 17.7 André Davis, 2007
- 15.5 Andre Johnson, 2009
- 15.5 Corey Bradford, 2002

AVERAGE GAIN, GAME (3 RECEPTIONS)

- 30.5 Andre Johnson at Buffalo, 11/16/03 (4-122)
- 28.7 Andre Johnson at Detroit, 9/19/04 (3-86)
- 27.3 Jabar Gaffney at Chicago, 12/19/04 (4-109)

INDIVIDUAL RECEIVING



RECEIVING TOUCHDOWNS

SEASONS LEADING TEAM

- 7 Andre Johnson, 2003-04, 2006-10
- 3 Corey Bradford, 2002-03, 2005
- 1 Owen Daniels, 2006
- Kevin Walter, 2008

CONSECUTIVE SEASONS LEADING TEAM,

- 5 Andre Johnson, 2006-10

CAREER

- 50 Andre Johnson, 2003-10
- 19 Kevin Walter, 2006-10
- 18 Corey Bradford, 2002-05
- 17 Owen Daniels, 2006-10

SEASON

- 9 Andre Johnson, 2009
- 8 Five times, last by Andre Johnson, 2010
- 6 Three times, last by Jacoby Jones, 2009

ROOKIE, SEASON

- 5 Owen Daniels, 2006
- 4 Andre Johnson, 2003
- 1 Four times, last by Steve Slaton, 2008

GAME

- 2 15 times, last by Andre Johnson vs. Baltimore, 12/13/10

GAME, ROOKIE

- 2 Owen Daniels at Tennessee, 10/29/06
- 2 Andre Johnson vs. Kansas City, 9/21/03
- 1 Steve Slaton at Jacksonville, 9/28/08

GAME, OPPONENT

- 3 Vernon Davis vs. San Francisco, 10/25/09
- Steve Smith at Carolina, 9/16/07
- Terrell Owens at Dallas, 10/15/06
- Derrick Mason at Tennessee, 10/12/03

CONSECUTIVE GAMES, TOUCHDOWNS

- 4 Andre Johnson, 12/2/07 – 12/23/07
- 3 Three times, last by Kevin Walter, 9/12/10 – 9/26/10
- 2 13 times, last by Owen Daniels, 12/26/10 – 1/2/11

INDIVIDUAL PUNTING

PUNTING

SEASONS LEADING TEAM

- 5 Chad Stanley, 2002-06
- 4 Matt Turk, 2007-10

CONSECUTIVE SEASONS LEADING TEAM

- 5 Chad Stanley, 2002-06
- 4 Matt Turk, 2007-10

PUNTS

CAREER

- 437 Chad Stanley, 2002-06
- 238 Matt Turk, 2007-10

SEASON

- 114 Chad Stanley, 2002
- 97 Chad Stanley, 2003
- 77 Chad Stanley, 2005

GAME

- 11 Chad Stanley at Indianapolis, 12/1/02
- 10 Four times, last by Chad Stanley at Jacksonville, 12/7/03
- 9 Chad Stanley at Tennessee, 12/11/05
- Chad Stanley vs. New York Giants, 11/24/02

GAME, OPPONENT

- 10 Darren Bennett at San Diego, 9/15/02
- 9 Three times, last by Andy Lee at San Francisco, 1/1/06

LONGEST PUNT

- 62 Three times, last by Matt Turk at Tennessee, 9/20/09
- 61 Chad Stanley vs. Tennessee, 10/9/05
- 60 Matt Turk vs. Kansas City, 10/17/10
- 59 Three times, last by Matt Turk at Indianapolis, 11/1/10

LONGEST PUNT, OPPONENT

- 75 Mat McBriar at Dallas, 10/15/06
- 74 Sam Koch vs. Baltimore, 11/9/08
- 67 Shane Lechler vs. Oakland, 10/4/09
- 64 Craig Hentrich at Tennessee, 10/17/04
- Shane Lechler at Oakland, 11/4/07

PUNTING AVERAGE YARDAGE

CAREER (250 PUNTS)

- 41.0 Chad Stanley, 2002-06

SEASON (40 PUNTS)

- 42.8 Matt Turk, 2009
- 42.3 Matt Turk, 2008
- 42.1 Matt Turk, 2010
- 41.7 Matt Turk, 2007

GAME (4 PUNTS)

- 51.8 Matt Turk at Tennessee, 9/20/09
- 49.8 Matt Turk vs. Tennessee, 11/28/10
- 48.8 Matt Turk vs. Detroit, 10/19/08
- 47.8 Matt Turk vs. Kansas City, 10/17/10

GAME, OPPONENTS (4 PUNTS)

- 56.8 Shane Lechler at Oakland, 12/3/06
- Mat McBriar at Dallas, 10/15/06
- 53.4 Shane Lechler vs. Oakland, 10/4/09
- 52.8 Mike Scifres at San Diego, 10/28/07
- 50.5 Dustin Colquitt vs. Kansas City, 10/17/10

PUNTS HAD BLOCKED

CONSECUTIVE PUNTS, NONE BLOCKED

- 327 Chad Stanley, 2002-06
- 238 Matt Turk, 2007-10

PUNTS HAD BLOCKED, CAREER

- 2 Chad Stanley, 2002-06

PUNTS HAD BLOCKED, SEASON

- 2 Chad Stanley, 2002

PUNTS INSIDE THE 20

CAREER

- 135 Chad Stanley, 2002-06
- 84 Matt Turk, 2007-10



INDIVIDUAL PUNTING

PUNTS INSIDE THE 20, continued

SEASON

- 36 Chad Stanley, 2003
- 36 Chad Stanley, 2002
- 29 Chad Stanley, 2005
- 24 Matt Turk, 2009
- 24 Matt Turk, 2007

GAME

- 6 Chad Stanley vs. Dallas, 9/8/02
- 5 Chad Stanley at San Francisco, 1/1/06
- 4 Eight times, last by Matt Turk vs. New York Giants, 10/10/10

GAME, OPPONENT

- 5 Sam Koch vs. Baltimore, 12/13/10
- 4 Craig Hentrich at Tennessee, 12/10/06
- Mike Scifres at San Diego, 10/28/07
- 4 Chris Kluwe at Minnesota, 11/2/08
- Brad Maynard vs. Chicago, 12/28/08

PUNT RETURNS

PUNT RETURNS

SEASONS LEADING TEAM

- 4 Jacoby Jones, 2007-10
- 2 J.J. Moses, 2003-04

CAREER

- 130 Jacoby Jones, 2007-10
- 72 J.J. Moses, 2003-04
- 36 Jermaine Lewis, 2002

SEASON

- 39 Jacoby Jones, 2009
- 36 J.J. Moses, 2004
- 36 J.J. Moses, 2003
- 36 Jermaine Lewis, 2002

ROOKIE, SEASON

- 30 Jacoby Jones, 2007
- 12 Jerome Mathis, 2005
- 3 Jabar Gaffney, 2002
- 3 Donovan Morgan, 2005

GAME

- 7 Jacoby Jones vs. Oakland, 10/4/09
- 5 Nine times, last by Jacoby Jones vs. Tennessee, 11/28/10
- 4 20 times, last by Jacoby Jones vs. Baltimore, 12/13/10

GAME, OPPONENT

- 6 David Allen at Jacksonville, 12/7/03
- Antwaan Randle El at Pittsburgh, 12/8/02
- Troy Walters at Indianapolis, 12/1/02

FAIR CATCHES

CAREER

- 53 Jacoby Jones, 2007-10
- 20 J.J. Moses, 2003-04
- 17 Jermaine Lewis, 2002

SEASON

- 17 Jacoby Jones, 2008
- Jermaine Lewis, 2002
- 15 Jacoby Jones, 2010
- 13 J.J. Moses, 2004
- 12 Jacoby Jones, 2009
- 9 Dexter Wynn, 2006

GAME

- 4 Dexter Wynn vs. Buffalo, 11/19/06
- 4 Jermaine Lewis vs. Dallas, 9/8/02
- 3 Six times, last by Jacoby Jones at Indianapolis, 11/8/09

GAME, OPPONENT

- 5 Dante Hall vs. Kansas City, 9/21/03
- 4 Four times, last by Alvin Pearman at Jacksonville, 11/12/06

PUNT RETURN YARDS GAINED

SEASONS LEADING TEAM

- 4 Jacoby Jones, 2007-10
- 2 J.J. Moses, 2003-04
- 1 Four times, last by Jacoby Jones, 2007

CAREER

- 1,302 Jacoby Jones, 2007-10
- 553 J.J. Moses, 2003-04
- 280 Jermaine Lewis, 2002

SEASON

- 427 Jacoby Jones, 2009
- 386 Jacoby Jones, 2008
- 309 J.J. Moses, 2004

ROOKIE, SEASON

- 286 Jacoby Jones, 2007
- 68 Jerome Mathis, 2005
- 30 Donovan Morgan, 2005

GAME

- 100 Jacoby Jones at Arizona, 10/11/09
- 92 Avion Black vs. Baltimore, 12/15/02
- 87 Jacoby Jones vs. Miami, 10/12/08
- 86 Jacoby Jones vs. Indianapolis, 9/23/07

GAME, OPPONENT

- 80 Johnnie Lee Higgins at Oakland, 12/21/08
- 80 Adam Jones at Tennessee, 12/11/05
- 73 Dante Hall vs. Kansas City, 9/21/03

LONGEST PUNT RETURN

- 76 Avion Black vs. Baltimore, 12/15/02
- 74 Jacoby Jones vs. Indianapolis, 9/23/07
- 73t Jacoby Jones vs. Cincinnati, 10/26/08
- 70t Jacoby Jones vs. Miami, 10/12/08



PUNT RETURNS

PUNT RETURN AVERAGE YARDAGE

CAREER (30 RETURNS)

- 10.0 Jacoby Jones, 2007-10
- 7.8 Jermaine Lewis, 2002
- 7.7 J.J. Moses, 2003-04

SEASON (20 RETURNS)

- 12.1 Jacoby Jones, 2008
- 10.9 Jacoby Jones, 2009
- 9.5 Jacoby Jones, 2007

ROOKIE, SEASON (20 RETURNS)

- 9.5 Jacoby Jones, 2007

GAME (3 RETURNS)

- 30.7 Avion Black vs. Baltimore, 12/15/02
- 21.8 Jacoby Jones vs. Miami, 10/12/08
- 20.0 Jacoby Jones at Arizona, 10/11/09

GAME, OPPONENT (3 RETURNS)

- 26.7 Adam Jones at Tennessee, 12/11/05
- 19.7 Adam Jones at Tennessee, 10/29/06
- 17.3 Bobby Shaw at Jacksonville, 10/27/02

PUNT RETURN TOUCHDOWNS

CAREER

- 2 Jacoby Jones, 2007-08
- 1 Avion Black, 2002

SEASON

- 2 Jacoby Jones, 2008
- 1 Avion Black, 2002

GAME

- 1 Jacoby Jones vs. Cincinnati, 10/26/08
- Jacoby Jones vs. Miami, 10/12/08
- Avion Black vs. Baltimore, 12/15/02

GAME, OPPONENT

- 1 Johnnie Lee Higgins at Oakland, 12/21/08
- Adam Jones at Tennessee, 12/11/05
- Adam Jones at Tennessee, 10/29/06
- Dante Hall vs. Kansas City, 9/21/03

BLOCKED PUNTS/KICKS

BLOCKED PUNTS

CAREER

- 2 Ramon Walker, 2002-05
- 1 Jimmy McClain, 2002
- 1 Antwan Peek, 2003-05

SEASON

- 1 Ramon Walker (2005)
- 1 Antwan Peek (2004)
- 1 Ramon Walker (2003)
- 1 Jimmy McClain (2002)

GAME

- 1 Ramon Walker at San Francisco, 1/1/06
- 1 Antwan Peek at Denver, 11/7/04
- 1 Ramon Walker vs. New England, 11/23/03
- 1 Jimmy McClain at Washington, 12/22/02

GAME, OPPONENT

- 1 Randy Starks vs. Tennessee, 11/28/04
- 1 Rocky Boiman vs. Tennessee, 12/29/02
- 1 Eric Westmoreland at Jacksonville, 10/27/02

BLOCKED FIELD GOALS

CAREER

- 1 Bernard Pollard, 2009-10
- 1 Dunta Robinson, 2004-09
- 1 Eric Brown, 2002-04
- 1 Ramon Walker, 2002-04

SEASON

- 1 Bernard Pollard, 2010
- 1 Dunta Robinson, 2007
- 1 Eric Brown, 2003
- 1 Ramon Walker, 2003

GAME

- 1 Bernard Pollard at Washington, 9/19/10
- 1 Dunta Robinson at Atlanta, 9/30/07
- 1 Eric Brown at Tampa Bay, 12/14/03
- 1 Ramon Walker vs. New England, 11/23/03

GAME, OPPONENT

- 1 Nine times, last by Craig Terrill vs. Seattle, 12/13/09

BLOCKED PUNT RETURNS

CAREER

- 1 Jonathan Wells, 2002
- 1 Kevin Williams, 2002

SEASON

- 1 Jonathan Wells, 2002
- 1 Kevin Williams, 2002

GAME

- 1 Jonathan Wells at Denver, 11/7/04
- 1 Kevin Williams at Washington, 12/22/02

GAME, OPPONENT

None

BLOCKED PATs

CAREER

- 1 Michael Boulware, 2007
- 1 Seth Payne, 2002-06

SEASON

- 1 Michael Boulware, 2007
- 1 Seth Payne, 2006

GAME

- 1 Michael Boulware at Jacksonville, 10/14/07
- 1 Seth Payne at Indianapolis, 9/17/06

GAME, OPPONENT

- 1 Robaire Smith at Tennessee, 10/29/06



KICKOFF RETURNS

KICKOFF RETURNS

SEASONS LEADING TEAM

- 3 André Davis, 2007-09
- 2 J.J. Moses, 2003-04
- 1 Four times, last by Steve Slaton, 2010

KICKOFF RETURNS, CAREER

- 117 J.J. Moses, 2003-04
- 108 André Davis, 2007-09
- 72 Jerome Mathis, 2005-07

KICKOFF RETURNS, SEASON

- 59 J.J. Moses, 2004
- 58 J.J. Moses, 2003
- 54 Jerome Mathis, 2005

ROOKIE, SEASON

- 54 Jerome Mathis, 2005
- 20 Vernand Morency, 2005
- 8 Tony Hollings, 2003

GAME

- 8 Dexter Wynn at New England, 12/17/04
- 7 10 times, last by Jacoby Jones at Indianapolis, 11/11/10
- 6 14 times, last by Jacoby Jones at New York Jets, 11/21/10

GAME, OPPONENT

- 7 Doug Gabriel vs. Oakland, 10/3/04
- Reggie Swinton vs. Arizona, 12/18/05

KICKOFF YARDS GAINED

SEASONS LEADING TEAM

- 3 André Davis, 2007-09
- 2 J.J. Moses, 2003-04
- 1 Four times, last by Steve Slaton, 2010

CAREER

- 2,743 André Davis, 2007-09
- 2,658 J.J. Moses, 2003-04
- 2,054 Jerome Mathis, 2005-07

SEASON

- 1,542 Jerome Mathis, 2005
- 1,355 J.J. Moses, 2003
- 1,303 J.J. Moses, 2004

ROOKIE, SEASON

- 1,542 Jerome Mathis, 2005
- 437 Vernand Morency, 2005
- 142 Tony Hollings, 2003

GAME

- 266 Jerome Mathis vs. Kansas City, 11/20/05
- Jerome Mathis vs. Indianapolis, 10/23/05
- 234 André Davis vs. Jacksonville, 12/30/07

GAME, OPPONENT

- 233 David Reed vs. Baltimore, 12/13/10
- 199 Doug Gabriel vs. Oakland, 10/3/04
- 176 Ted Ginn Jr. vs. Miami, 10/7/07

LONGEST, GAME (ALL TDS)

- 104 André Davis vs. Jacksonville, 12/30/07
- 99 Jerome Mathis vs. Kansas City, 11/20/05
- 97 André Davis vs. Jacksonville, 12/30/07
- 97 André Davis vs. Tampa Bay, 12/9/07
- 95 Jacoby Jones vs. Oakland, 10/4/09

LONGEST, GAME, OPPONENT

- 103 David Reed vs. Baltimore, 12/13/10
- 95 Eddie Drummond at Detroit, 9/19/04
- André Davis at Cleveland, 10/20/02
- 93 Ellis Hobbs at New England, 12/17/06

KICKOFF RETURN AVERAGE YARDAGE

CAREER (75 RETURNS)

- 25.4 André Davis, 2007-09
- 22.7 J.J. Moses, 2003-04

SEASON (20 RETURNS)

- 30.3 André Davis, 2007
- 28.6 Jerome Mathis, 2005
- 26.6 Jacoby Jones, 2009

ROOKIE, SEASON (20 RETURNS)

- 28.6 Jerome Mathis, 2005
- 21.9 Vernand Morency, 2005

GAME (3 RETURNS)

- 46.8 André Davis vs. Jacksonville, 12/30/07
- 38.0 Jerome Mathis vs. Kansas City, 11/20/05
- 38.0 Jerome Mathis vs. Indianapolis, 10/23/05

GAME, OPPONENT (3 RETURNS)

- 42.0 André Davis at Cleveland, 10/20/02
- 39.3 Eddie Drummond at Detroit, 9/19/04
- 38.8 David Reed vs. Baltimore, 12/13/10

KICKOFF RETURN TOUCHDOWNS

CAREER

- 3 André Davis, 2007
- 3 Jerome Mathis, 2005-07
- 1 Jacoby Jones, 2007-10

SEASON

- 3 André Davis, 2007
- 2 Jerome Mathis, 2005
- 1 Jacoby Jones, 2009
- 1 Jerome Mathis, 2007

ROOKIE, SEASON

- 2 Jerome Mathis, 2005

GAME

- *2 André Davis vs. Jacksonville, 12/30/07
- 1 Six times, last by Jacoby Jones vs. Oakland, 10/4/09

* Tied NFL record

TOTAL RETURN YARDS



CAREER

3,211	J.J. Moses, 2003-04 (p- 553, k- 2,658)
2,792	Jacoby Jones, 2007-10 (p- 1,302, k- 1,490)
2,743	André Davis, 2007-09 (p- 0, k- 2,743)

SEASON

1,612	J.J. Moses, 2004 (p- 309, k- 1,303)
1,610	Jerome Mathis, 2005 (p- 68, k- 1,542)
1,599	J.J. Moses, 2003 (p- 244, k- 1,355)

GAME

266	Jerome Mathis vs. Kansas City, 11/20/05 (p-0, k-266)
266	Jerome Mathis vs. Indianapolis, 10/23/05 (p-0, k-266)
234	André Davis vs. Jacksonville, 12/30/07 (p-0, k-234)

GAME, OPPONENT

233	David reed vs. Baltimore, 12/13/10 (p- 0, k-233)
199	Doug Gabriel vs. Oakland, 10/3/04 (p- 0, k- 199)
176	Ted Ginn Jr. vs. Miami, 10/7/07 (p- 0, k- 176)

SPECIAL TEAMS TOUCHDOWNS

CAREER

3	Jacoby Jones, 2007-10
3	André Davis, 2007-09
3	Jerome Mathis, 2005-07

SEASON

3	André Davis, 2007
2	Jerome Mathis, 2005
2	Jacoby Jones, 2008

GAME

2*	André Davis vs. Jacksonville, 12/30/07*
1	Eight times, last by Jacoby Jones vs. Oakland, 10/4/09

* Tied NFL record

INTERCEPTIONS

INTERCEPTIONS

SEASONS LEADING TEAM

2	Dunta Robinson, 2004, 2006
1	Six times, last by Jacques Reeves, 2008

CAREER

13	Dunta Robinson, 2004-08
11	Marcus Coleman, 2002-05
	Aaron Glenn, 2002-04
5	Jacques Reeves, 2008-09
	Fred Bennett, 2007-09
	DeMarcus Faggins, 2002-08

SEASON

7	Marcus Coleman, 2003
6	Dunta Robinson, 2004
5	Aaron Glenn, 2004
	Aaron Glenn, 2002

ROOKIE, SEASON

6	Dunta Robinson, 2004
4	Brian Cushing, 2009
3	Fred Bennett, 2007
2	Kareem Jackson, 2010

GAME

3	Glover Quin vs. Tennessee, 11/28/10
2	Six times, last by Troy Nolan at Oakland, 10/3/10

GAME, OPPONENT

2	Seven times, last Ray Lewis vs. Baltimore, 11/9/08
---	--

CONSECUTIVE GAMES WITH AN INTERCEPTION

2	Nine times, last by Jason Allen, 12/19/10 – 12/26/10
---	--

INTERCEPTION YARDS GAINED

SEASONS LEADING TEAM

1	Eight times, last by Jacques Reeves, 2008
---	---

GAINED, CAREER

221	Aaron Glenn, 2002-04
217	Marcus Coleman, 2002-05
162	Dunta Robinson, 2004-07

SEASON

181	Aaron Glenn, 2002
146	Dunta Robinson, 2004
121	Bernard Pollard, 2009

ROOKIE, SEASON

146	Dunta Robinson, 2004
47	Fred Bennett, 2007
26	Brian Cushing, 2009

GAME

135	Aaron Glenn at Pittsburgh, 12/8/02
102	Marcus Coleman at Kansas City, 9/28/04
95	Marlon McCree vs. Tennessee, 12/21/03

GAME, OPPONENT

102	Artrell Hawkins vs. Cincinnati, 11/3/02
99	Cortland Finnegan vs. Tennessee, 9/21/08
91	Antonio Cromartie at San Diego, 10/28/07

LONGEST RETURN (ALL TDs)

102	Marcus Coleman at Kansas City, 9/26/04
95	Marlon McCree vs. Tennessee, 12/21/03
70	Bernard Pollard vs. Seattle, 12/13/09
70	Aaron Glenn at Pittsburgh, 12/8/02



INTERCEPTIONS

INTERCEPTIONS RETURNED FOR TOUCHDOWNS

CAREER

2	Aaron Glenn, 2002-04
1	Bernard Pollard, 2009
1	Dunta Robinson, 2004-08
1	DeMarcus Faggins, 2002-08
1	Marcus Coleman, 2002-05
1	Marlon McCree, 2003-04
1	Jacques Reeves, 2008

SEASON

2	Aaron Glenn, 2002
1	Bernard Pollard, 2009
1	Dunta Robinson, 2006
1	DeMarcus Faggins, 2004
1	Marcus Coleman, 2004
1	Marlon McCree, 2003
1	Jacques Reeves, 2008

GAME

2	Aaron Glenn vs. Pittsburgh, 12/8/02
---	-------------------------------------

SACKS

SEASONS LEADING TEAM

3	Mario Williams, 2007-09
1	Six times, last by Jason Babin, 2006

CAREER

48.0	Mario Williams, 2006-10
15.0	Kailee Wong, 2002-06
13.0	Jason Babin, 2004-06

SEASON

14.0	Mario Williams, 2007
12.0	Mario Williams, 2008
9.0	Mario Williams, 2009
8.5	Mario Williams, 2010

ROOKIE, SEASON

5.5	Amobi Okoye, 2007
5.0	Brian Cushing, 2009
4.5	Mario Williams, 2006
4.0	Jason Babin, 2004
3.5	Connor Barwin, 2009

GAME

3.5	Mario Williams vs. Denver, 12/13/07
3.0	Mario Williams at Washington, 9/19/10
	Mario Williams vs. Jacksonville, 12/1/08
	Shantee Orr at Baltimore, 12/4/05
2.5	Mario Williams at Tennessee, 12/2/07

GAME, OPPONENT

3	Nine times, last by DeMarcus Ware vs. Dallas, 9/26/10
---	---

SEASONS, 10 OR MORE SACKS

2	Mario Williams, 2007-08
---	-------------------------

CONSECUTIVE GAMES, SACK

6	Mario Williams, 11/18/07 – 12/23/07
4	Jeff Posey, 9/15/02 – 10/13/02
3	Seven times, last by Mario Williams, 1/3/10 – 9/19/10

TACKLES

CAREER

572	DeMeco Ryans, 2006-10
442	Jamie Sharper, 2002-04
396	Dunta Robinson, 2004-09

SEASON

166	Jamie Sharper, 2003
156	DeMeco Ryans, 2006
139	Jamie Sharper, 2004

GAME

17	Jamie Sharper at Tampa Bay, 12/14/03
	Jamie Sharper at Cincinnati, 11/9/03
16	Jay Foreman vs. New England, 11/23/03
15	Four times, most recent by Bernard Pollard vs. Dallas, 9/26/10

SOLO TACKLES, CAREER

435	DeMeco Ryans, 2006-10
332	Dunta Robinson, 2004-09
300	Jamie Sharper, 2002-04

SOLO TACKLES, SEASON

126	DeMeco Ryans, 2006
107	Jamie Sharper, 2003
101	Jay Foreman, 2003
	Jay Foreman, 2002

SOLO TACKLES, GAME

14	DeMeco Ryans at Oakland, 12/3/06
	Jay Foreman vs. New England, 11/23/03
13	Glover Quin at Jacksonville, 11/14/10
	Xavier Adibi at Indianapolis, 11/16/08
	DeMeco Ryans at New York Jets, 11/26/06

FUMBLES



FUMBLES

CAREER

- 68 David Carr, 2002-06
- 27 Matt Schaub, 2007-10
- 10 Steve Slaton, 2008-10
- 10 Domanick Williams#, 2003-05

SEASON

- 21 David Carr, 2002
- 17 David Carr, 2005
- 16 David Carr, 2006

GAME

- 3 Eight times, last by Sage Rosenfels vs. Indianapolis, 10/5/08
- 2 28 times, last by Matt Schaub vs. New York Giants, 10/10/10

FUMBLES FORCED

CAREER

- 10 Mario Williams, 2006-10
- 7 Jamie Sharper, 2002-04
- 6 Dunta Robinson, 2004-09
- 5 DeMeco Ryans, 2006-10
- 5 Bernard Pollard, 2009-10

SEASON

- 4 Bernard Pollard, 2010
- Mario Williams, 2008
- Shantee Orr, 2005
- 3 Dunta Robinson, 2004
- Jamie Sharper, 2004
- Jamie Sharper, 2003
- Eric Brown, 2003

GAME

- 2 Brian Cushing at Cincinnati, 10/18/09
- Shantee Orr vs. Jacksonville, 12/24/05
- Eric Brown vs. Indianapolis, 12/28/03
- Jamie Sharper at Buffalo, 11/16/03

OWN FUMBLES RECOVERED

CAREER

- 28 David Carr, 2002-06
- 8 Matt Schaub 2007-10
- 6 Chester Pitts, 2002-09

SEASON

- 12 David Carr, 2002
- 6 David Carr, 2005
- 5 David Carr, 2006
- 4 Twice, last by Matt Schaub, 2008
- 3 Chester Pitts, 2006

GAME

- 2 Four times, last time, David Carr vs. Kansas City, 11/20/05

OPPONENTS' FUMBLES RECOVERED

CAREER

- 8 DeMeco Ryans, 2006-10
- 5 Morlon Greenwood, 2005-07
- 4 C.C. Brown, 2005-08
- Jamie Sharper, 2002-04

SEASON

- 3 Twice by DeMeco Ryans, 2007 and 2008
- 3 C.C. Brown, 2007
- 3 Morlon Greenwood, 2006
- 3 Jamie Sharper, 2002

GAME

- 2 DeMeco Ryans vs. Tennessee, 10/21/07

YARDS RETURNING FUMBLES

LONGEST FUMBLE RETURN

- 66 Antwan Peek at Jacksonville, 12/26/04 (TD)
- 60 Charlie Anderson at Chicago, 12/19/04 (TD)
- 58 DeMarcus Faggins at Oakland, 12/3/06 (TD)

FUMBLES RETURNED FOR TOUCHDOWNS

CAREER

- 1 Ten times, last by Dominique Barber, 2008-10

SEASON

- 1 Ten times, last by Dominique Barber, 2009

SCORING

SCORING

SEASONS LEADING TEAM

- 8 Kris Brown, 2002-09
- 1 Neil Rackers, 2010

CONSECUTIVE SEASONS LEADING TEAM

- 8 Kris Brown, 2002-09

POINTS

CAREER

- 767 Kris Brown, 2002-09
- 304 Andre Johnson, 2003-10
- 168 Domanick Williams#, 2003-05

SEASON

- 124 Neil Rackers, 2010
- 124 Kris Brown, 2008
- 115 Kris Brown, 2007
- 108 Arian Foster, 2010
- 106 Kris Brown, 2009

Domanick Williams was known as Domanick Davis prior to 2006.



SCORING

POINTS, continued

POINTS, NO TOUCHDOWNS, SEASON

- 124 Kris Brown, 2008
- 124 Neil Rackers, 2010
- 115 Kris Brown, 2007
- 106 Kris Brown, 2009

POINTS, NO TOUCHDOWNS, CAREER

- 767 Kris Brown, 2002-09
- 124 Neil Rackers, 2010

SEASONS, 100 OR MORE POINTS

- 4 Kris Brown, 2005, 2007-09
- 1 Neil Rackers, 2010
- 1 Arian Foster, 2010

ROOKIE, SEASON

- 60 Steve Slaton, 2008
- 48 Domanick Williams#, 2003
- 30 Owen Daniels, 2006
- 24 Andre Johnson, 2003
- Wali Lundy, 2006

GAME

- 18 Arian Foster vs. Indianapolis, 9/12/10
- 18 Ryan Moats at Buffalo, 11/1/09
- 16 Kris Brown vs. Miami, 10/7/07
- 15 Kris Brown at Baltimore, 12/4/05
- Kris Brown at Miami, 9/7/03

GAME, OPPONENT

- 26 Rob Bironas vs. Tennessee, 10/21/07
- 24 Shaun Alexander at Seattle, 10/16/05
- 18 Seven times, last by Vernon Davis vs. San Francisco, 10/25/09

CONSECUTIVE GAMES SCORING

- 99 Kris Brown, 12/14/03 – 1/3/10
- 28 Kris Brown, 9/8/02 – 11/30/03
- 16 Neil Rackers, 9/12/10 – 1/2/11
- 9 Domanick Williams#, 11/7/04 – 1/2/05

TOUCHDOWNS

SEASONS LEADING TEAM

- 3 Domanick Williams#, 2003-05
- 3 Andre Johnson, 2006-07, 2009
- 1 Three times, last by Arian Foster, 2010

CONSECUTIVE SEASONS LEADING TEAM

- 3 Domanick Williams#, 2003-05
- 2 Andre Johnson, 2006-07

CAREER

- 50 Andre Johnson, 2003-10
- 28 Domanick Williams#, 2003-05
- 21 Arian Foster, 2009-10
- 19 Kevin Walter, 2007-10

SEASON

- 18 Arian Foster, 2010
- 14 Domanick Williams#, 2004
- 10 Steve Slaton, 2008
- 9 Andre Johnson, 2009
- 8 Andre Johnson, 2006, 2008, 2010
- Kevin Walter, 2008
- Domanick Williams#, 2003

ROOKIE, SEASON

- 10 Steve Slaton, 2008
- 8 Domanick Williams#, 2003
- 5 Owen Daniels, 2006

GAME

- 3 Arian Foster vs. Indianapolis, 9/12/10
- 3 Ryan Moats at Buffalo, 11/1/09
- 2 39 times, last by Arian Foster vs. Jacksonville, 1/2/11

GAME, OPPONENT

- 4 Shaun Alexander at Seattle, 10/16/05
- 3 Eight times, last by Vernon Davis vs. San Francisco, 10/25/09
- 2 45 times, last by Santonio Holmes at New York Jets, 11/21/10

ROOKIE, GAME

- 2 Nine times, last by Arian Foster vs. New England, 1/3/10

CONSECUTIVE GAMES SCORING TOUCHDOWNS

- 7 Domanick Williams#, 11/21/04 – 1/2/05
- 5 Arian Foster, 10/17/10 – 11/14/10
- 4 Andre Johnson, 12/2/07 – 12/23/07
- 3 Derrick Ward, 10/3/10 – 10/17/10
- 3 Kevin Walter, 9-12-10 – 9/26/10
- 3 Arian Foster, 12/27/09 – 9/12/10
- 3 Andre Johnson, 12/1/08 – 12/14/08

POINTS AFTER TOUCHDOWNS

SEASONS LEADING TEAM

- 8 Kris Brown, 2002-09
- 1 Neil Rackers, 2010

ATTEMPTED, CAREER

- 253 Kris Brown, 2002-09
- 43 Neil Rackers, 2010

ATTEMPTED, SEASON

- 44 Kris Brown, 2009
- 43 Neil Rackers, 2010
- 40 Kris Brown, 2007
- 37 Kris Brown, 2008

ATTEMPTED, GAME

- 6 Kris Brown vs. Jacksonville, 12/30/07
- 5 Neil Rackers vs. Kansas City, 10/17/10
- 5 Kris Brown vs. New England, 1/3/10
- 5 Kris Brown vs. Cincinnati, 10/26/08
- 4 14 times, last by Neil Rackers vs. Jacksonville, 1/2/11

ATTEMPTED, GAME, OPPONENT

- 7 Mike Vanderjagt at Indianapolis, 11/14/04
- 6 Three times, last by Lawrence Tynes vs. Kansas City, 11/20/05
- 5 Nine times, last by Matt Stover vs. Indianapolis, 11/29/09

CONSECUTIVE POINTS AFTER TOUCHDOWN, CAREER

- 132 Kris Brown, 11/5/06 – 1/3/10
- 116 Kris Brown, 9/8/02 – 10/29/06
- 43 Neil Rackers, 9/12/10 – 1/2/11

POINTS AFTER TOUCHDOWN PERCENTAGE, CAREER

- 99.2 Kris Brown, 2002-2009

TWO-POINT CONVERSIONS, CAREER

- 2 Andre Johnson, 2003-10
- 1 Nine players, last by Jacoby Jones, 2007-10

TWO-POINT CONVERSIONS, SEASON

- 1 12 times, last by Jacoby Jones, 2010

TWO-POINT CONVERSION, GAME

- 1 12 times, last by Jacoby Jones vs. Baltimore, 12/13/10

TWO-POINT CONVERSION, GAME, OPPONENT

- 1 Three times, last by Derrick Mason vs. Baltimore, 11/9/08

Domanick Williams was known as Domanick Davis prior to 2006.

SCORING



FIELD GOALS

SEASONS LEADING TEAM

- 8 Kris Brown, 2002-09
- 1 Neil Rackers, 2010

CONSECUTIVE SEASONS LEADING TEAM

- 8 Kris Brown, 2002-09

ATTEMPTED, CAREER

- 223 Kris Brown, 2002-09
- 30 Neil Rackers, 2010

ATTEMPTED, SEASON

- 34 Kris Brown, 2005
- 33 Kris Brown, 2008
- 32 Kris Brown, 2009
- 30 Neil Rackers, 2010

ATTEMPTED, GAME

- 7 Kris Brown at Miami, 9/7/03
- 5 Four times, last by Kris Brown at Cleveland, 11/23/08
- 4 Ten times, last by Neil Rackers at Washington, 9/19/10

FIELD GOALS, CAREER

- 172 Kris Brown, 2002-09
- 27 Neil Rackers, 2010

FIELD GOALS, SEASON

- 29 Kris Brown, 2008
- 27 Neil Rackers, 2010
- 26 Kris Brown, 2005
- 25 Kris Brown, 2007

FIELD GOALS, GAME

- 5 Three times, last by Kris Brown vs. Miami, 10/7/05
- 4 Kris Brown vs. Cleveland, 10/30/05
- Kris Brown vs. Tennessee, 10/9/05
- 3 15 times, last by Neil Rackers vs. San Diego, 11/7/10

FIELD GOALS, GAME, OPPONENT

- *8 Rob Bironas vs. Tennessee, 10/21/07
- 5 Rian Lindell at Buffalo, 9/11/05
- Phil Dawson vs. Cleveland, 1/2/05
- 4 Six times, last by Rob Bironas vs. Tennessee, 12/14/08
- 3 14 times, last by Josh Scobee at Jacksonville, 9/28/08

FIELD GOALS, ONE QUARTER, GAME

- 2 13 times, last by Neil Rackers, third quarter at Denver, 12/26/10

FIELD GOALS, ONE QUARTER, GAME, OPPONENT

- 3 Rob Bironas vs. Tennessee, second quarter, 10/21/07

CONSECUTIVE GAMES SCORING FIELD GOALS

- 10 Kris Brown, 11/13/05 – 9/17/06
- 10 Neil Rackers, 11/1/10 – 1/2/11
- 9 Kris Brown, 10/25/09 – 12/27/09
- 9 Kris Brown, 9/8/02 – 11/10/02
- 8 Kris Brown, 11/24/02 – 9/14/03
- 8 Kris Brown, 11/9/08 – 12/28/08
- CONSECUTIVE FIELD GOALS MADE
- 15 Kris Brown, 12/3/06 – 9/30/07
- Kris Brown, 9/7/08 – 11/23/08
- 12 Neil Rackers, 10/3/10 – 12/2/10
- 10 Kris Brown, 12/14/08 – 10/4/09
- Kris Brown, 10/7/07 – 11/4/07
- Kris Brown, 12/14/03 – 10/3/04

LONGEST FIELD GOAL

- 57 Neil Rackers at Denver, 12/26/10
- Kris Brown vs. Miami, 10/7/07
- 56 Kris Brown at Indianapolis, 11/8/09
- 54 Neil Rackers at Denver, 12/26/10
- Kris Brown vs. Miami, 10/7/07
- Kris Brown vs. Miami, 10/7/07

- 53 Neil Rackers at Indianapolis, 11/1/10
- Kris Brown at Oakland, 12/21/08
- Kris Brown vs. New Orleans, 11/18/07
- Kris Brown vs. Jacksonville, 12/24/05

FIELD GOAL PERCENTAGE, CAREER

- 77.1 Kris Brown, 2002-2009

FIELD GOAL PERCENTAGE, SEASON

- 90.0 Neil Rackers, 2010
- 87.9 Kris Brown, 2008
- 86.2 Kris Brown, 2007
- 81.8 Kris Brown, 2003

MOST FIELD GOALS, NO MISSES, GAME

- 5 Kris Brown vs. Miami, 10/7/07
- Kris Brown at Baltimore, 12/4/05
- 4 Kris Brown vs. Tennessee, 10/9/05

MOST FIELD GOALS, NO MISSES, GAME, OPPONENT

- 8 Rob Bironas vs. Tennessee, 10/21/07
- 5 Rian Lindell at Buffalo, 9/11/05
- Phil Dawson vs. Cleveland, 1/2/05

MOST FIELD GOALS, 50 OR MORE YARDS, CAREER

- 14 Kris Brown, 2002-09
- 3 Neil Rackers, 2010

MOST FIELD GOALS, 50 OR MORE YARDS, SEASON

- 5 Kris Brown, 2007
- 3 Neil Rackers, 2010
- 2 Three times, last by Kris Brown, 2009

MOST FIELD GOALS, 50 OR MORE YARDS, GAME

- *3 Kris Brown vs. Miami, 10/7/07
- 2 Neil Rackers at Denver, 12/26/10
- 1 11 times, last by Neil Rackers at Indianapolis, 11/1/10

*NFL record

SAFETIES

CAREER

- 1 Zac Diles, 2007-10
- 1 Brian Cushing, 2009-10
- 1 Seth Payne, 2002-06
- 1 Jimmy McClain, 2002

SEASON

- 1 Brian Cushing, 2009
- 1 Seth Payne, 2002
- 1 Jimmy McClain, 2002

GAME

- 1 Zac Diles at Jacksonville, 12/6/09
- 1 Brian Cushing vs. Oakland, 10/4/09
- 1 Jimmy McClain vs. Baltimore, 12/15/02
- 1 Seth Payne vs. Dallas, 9/2/02

GAME, OPPONENT

- 1 Jeff Posey at Buffalo, 11/16/03
- 1 Eric Westmoreland at Jacksonville, 10/27/02



SEASONS

- 8 Andre Johnson (2003-10)
- 8 Chester Pitts (2002-09)
- 8 Kris Brown (2002-09)
- 7 Tied by 4 players

GAMES PLAYED

- 128 Kris Brown
- 115 Andre Johnson
- 114 Chester Pitts

CONSECUTIVE GAMES PLAYED

- 128 Kris Brown
- 114 Chester Pitts
- 83 Steve McKinney

STARTS

- 115 Andre Johnson
- 114 Chester Pitts
- 79 Dunta Robinson
- 77 Mario Williams
- 75 David Carr

CONSECUTIVE STARTS

- 114 Chester Pitts
- 77 Mario Williams
- 71 Eric Winston
- 70 DeMeco Ryans
- 67 Steve McKinney

ALL-TIME LEADERS

RUSHING YARDS

Player	Att.	Yds.	Avg.	Long	TD
1. Domanick Williams#	770	3,195	4.1	51	23
2. Arian Foster	381	1,873	4.9	74t	19
3. Steve Slaton	416	1,813	4.4	71t	12
4. Ron Dayne	345	1,385	4.0	39	11
5. David Carr	268	1,235	4.6	36	8

RECEIVING YARDS

Player	Rec.	Yds.	Avg.	Long	TD
1. Andre Johnson	673	9,164	13.6	77t	50
2. Kevin Walter	246	3,091	12.6	61	19
3. Owen Daniels	245	2,972	12.1	44	17
4. Jabar Gaffney	171	2,009	11.7	69	7
5. Domanick Williams#	154	1,276	8.3	38	5

RUSHING-RECEIVING

Player	Rushing	Receiving	Total
1. Andre Johnson	46	9,164	9,210
2. Domanick Williams#	3,195	1,276	4,471
3. Kevin Walter	82	3,091	3,173
4. Owen Daniels	0	2,972	2,972
5. Steve Slaton	1,812	805	2,617

PASSING (Min. 500 att.)

Player	Att	Comp	Pct	Yds	TD	INT	Lg	Rtg
1. Matt Schaub	1,826	1,204	65.9	14,424	77	46	77t	93.5
2. David Carr	2,070	1,243	60.0	13,391	59	65	81	75.5

SCORING

Player	TD	PAT	FG	2PT	TP
1. Kris Brown	-	251	172	-	767
2. Andre Johnson	50	-	-	2	304
3. Domanick Williams#	28	-	-	-	168
4. Arian Foster	21	-	-	-	126
5. Neil Rackers	-	43	27	-	124
6. Kevin Walter	19	-	-	-	114
7. Corey Bradford	18	-	-	1	110
8. Steve Slaton	17	-	-	-	102
8. Owen Daniels	17	-	-	-	102

Domanick Williams was known as Domanick Davis prior to 2006.

FIELD GOALS

Player	Att	Made	Pct	Long
1. Kris Brown	223	172	77.1	57
2. Neil Rackers	30	27	90.0	57

PUNTING AVERAGE

Player	No	Yds	Avg	In20	Long	Blk.
1. Matt Turk	238	10,052	42.2	84	62	0
2. Chad Stanley	437	17,908	41.0	135	62	2

INTERCEPTIONS

Player	No	Yds	Avg	Long	TD
1. Dunta Robinson	13	162	12.5	61	1
2. Marcus Coleman	11	217	19.7	102t	1
Aaron Glenn	11	221	20.1	70t	2
4. Fred Bennett	5	73	15.6	33	0
DeMarcus Faggins	5	47	9.4	43t	1
Jacques Reeves	5	127	25.4	44t	1

PUNT RETURNS

Player	No	Yds	Avg	Long	TD
1. Jacoby Jones	130	1,302	10.0	74	2
2. J.J. Moses	72	553	7.7	40	0
3. Jermaine Lewis	36	280	7.8	48	0
4. Phillip Buchanon	20	180	9.0	45	0
5. Avion Black	14	188	13.4	76t	1
Dexter Wynn	14	140	10.0	58	0

KICKOFF RETURNS

Player	No	Yds	Avg	Long	TD
1. André Davis	108	2,743	25.4	104t	3
2. J.J. Moses	117	2,658	22.7	70	0
3. Jerome Mathis	72	2,054	28.5	99t	2
4. Jacoby Jones	64	1,490	23.3	95t	1
5. Dexter Wynn	52	1,193	22.9	39	0

COMBINED YARDAGE

Player	Total	Rush	INT	PR/KR	FR
1. Andre Johnson	9,210	46	9,164	-	-/-
2. Domanick Williams#	4,585	3,195	1,276	-	24/90
3. Jacoby Jones	4,046	23	1,229	-	1,304/1,490
4. André Davis	3,598	-	855	-	0/2,743
5. Steve Slaton	3,299	1,812	805	-	0/682

HOUSTON TEXANS

TEXANS TEAM RECORDS





TEAM WIN-LOSS RECORDS

WIN-LOSS RECORDS

OVERALL

Year	W	L	T	Pct.
2002	4	12	0	.250
2003	5	11	0	.313
2004	7	9	0	.438
2005	2	14	0	.125
2006	6	10	0	.375
2007	8	8	0	.500
2008	8	8	0	.500
2009	9	7	0	.563
2010	6	10	0	.375
Totals	55	89	0	.382

HOME

Year	W	L	T	Pct.
2002	2	6	0	.250
2003	3	5	0	.375
2004	3	5	0	.375
2005	2	6	0	.250
2006	4	4	0	.500
2007	6	2	0	.750
2008	6	2	0	.750
2009	4	4	0	.500
2010	4	4	0	.500
Totals	34	38	0	.472

ROAD

Year	W	L	T	Pct.
2002	2	6	0	.250
2003	2	6	0	.250
2004	4	4	0	.500
2005	0	8	0	.000
2006	2	6	0	.250
2007	2	6	0	.250
2008	2	6	0	.250
2009	5	3	0	.625
2010	2	6	0	.250
Totals	21	51	0	.292

GAMES WON

CONSECUTIVE GAMES WON

- 6 12/13/09 – 9/19/10; Over two seasons
- 4 11/23/08 – 12/14/08; In one season
- 4 12/24/06 – 9/16/07; Over two seasons
- 3 Two times, last 10/12/08 – 10/26/08
- 2 Seven times, last 12/9/07 – 12/13/07

GAMES WON, SEASON

- 9 2009
- 8 2007, 2008
- 7 2004
- 6 2006, 2010

CONSECUTIVE GAMES WON, SEASON

- 4 12/13/09 – 1/3/10
- 4 11/23/08 – 12/14/08
- 3 Three times, last 12/13/09 – 12/27/09
- 2 Seven times, last 9/12/10 – 9/19/10

CONSECUTIVE GAMES WON, START OF SEASON

- 2 2010
- 2 2007

CONSECUTIVE GAMES WON, END OF SEASON

- 4 2009
- 2 2006

CONSECUTIVE HOME GAMES WON

- 4 11/18/07 – 12/30/07
- 3 Three times, last 12/13/09 – 9/12/10
- 2 Three times, last 10/4/09 – 10/25/09

CONSECUTIVE ROAD GAMES WON

- 4 12/20/09 – 10/3/10
- 2 Four times, last 10/18/09 – 11/1/09

SHUTOUT GAMES WON OR TIED, SEASON

- 1 2010
- 1 2004

GAMES LOST

CONSECUTIVE GAMES LOST

- 7 1/2/05 – 10/23/05
- 6 11/6/05 – 12/11/05
- 6 12/7/03 – 9/19/04
- 5 12/24/05 – 9/26/06
- 5 9/15/02 – 10/20/02

GAMES LOST, SEASON

- 14 2005
- 12 2002
- 11 2003

CONSECUTIVE GAMES LOST, SEASON

- 6 Twice, last 11/6/05 – 12/11/05
- 5 9/15/02 – 10/20/02
- 4 Four times, last 12/2/10 – 12/26/10
- 3 Seven times, last 11/2/08 – 11/16/08

CONSECUTIVE GAMES LOST, START OF SEASON

- 6 2005
- 4 2008
- 2 2006
- 2 2004

CONSECUTIVE GAMES LOST, END OF SEASON

- 4 2003
- 3 2002
- 2 2005

CONSECUTIVE HOME GAMES LOST

- 5 12/24/04 – 10/23/05
- 4 9/22/02 – 11/17/02
- 3 Three times, last 12/24/05 – 9/24/06

CONSECUTIVE ROAD GAMES LOST

- 12 9/11/05 – 11/5/06
- 6 11/1/2010 – 12/26/2010
- 4 9/14/03 – 11/9/03
- 3 Six times, last 9/7/08 – 9/28/08

SHUTOUT GAMES LOST OR TIED, SEASON

- 1 2003

TEAM SCORING RECORDS



TOUCHDOWNS

MOST, SEASON

46 2009
44 2010
43 2007
40 2008
37 2004

FEWEST, SEASON

22 2002
26 2005
29 2003
30 2006
37 2004

MOST, GAME

6 vs. Jacksonville, 12/30/07
5 Four times, last vs. Kansas City, 10/17/10
4 13 times, last vs. Jacksonville, 1/2/11
3 38 times, last vs. Baltimore, 12/13/10

MOST ALLOWED, SEASON

52 2010
50 2005
45 2008
43 2007
42 Twice, 2003 and 2006

MOST ALLOWED, GAME

7 at Indianapolis, 11/14/04
6 Three times, last vs. Kansas City, 11/20/05
5 13 times, last vs. Baltimore, 12/13/10
4 25 times, last at Tennessee, 12/19/10

FEWEST ALLOWED, SEASON

39 2009
39 2004
40 2002
42 Twice; 2003 and 2006
43 2007

FEWEST ALLOWED, GAME

0 12 times, last vs. Tennessee, 11/28/10
1 21 times, last at St. Louis, 12/20/09
2 30 times, last vs. Jacksonville, 1/2/11
3 35 times, last at Denver 12/26/10

SCORING

MOST SCORED, SEASON

390 2010
388 2009
379 2007
366 2008
309 2004

MOST SCORED, GAME

42 vs. Jacksonville, 12/30/07
36 vs. Tennessee, 10/21/07
35 vs. Kansas City, 10/17/10
35 vs. Cincinnati, 10/26/08
34 Six times, last vs. Jacksonville, 1/2/11
31 Five times, last at Oakland, 10/3/10

FEWEST POINTS SCORED, SEASON

213 2002
255 2003
260 2005
267 2006
306 2004

FEWEST POINTS SCORED, GAME

0 at Jacksonville, 12/7/03
3 Six times, last at Tampa Bay, 12/14/03
6 at Dallas, 10/15/06
7 Five times, last vs. New York Jets, 9/13/09
10 Eight times, last vs. New York Giants, 10/10/10

MOST POINTS SCORED, OPPONENT, SEASON

431 2005
427 2010
394 2008
384 2007
380 2003

MOST POINTS SCORED, OPPONENT, GAME

49 at Indianapolis, 11/14/04
45 vs. Kansas City, 11/20/05
43 at Indianapolis, 9/17/06
42 at Seattle, 10/16/05
42 vs. Kansas City, 9/21/03

FEWEST POINTS SCORED, OPPONENT, SEASON

333 2009
339 2004
356 2002
366 2006
380 2003

FEWEST POINTS SCORED, OPPONENT, GAME

0 vs. Tennessee, 11/28/10
0 at Jacksonville, 12/26/04
3 vs. Kansas City, 9/9/07
5 at Chicago, 12/19/04
6 Six times, last vs. Oakland, 10/4/09
7 Twice, last vs. Seattle, 12/13/09

MOST POINTS, SHUTOUT VICTORY, GAME

21 Texans 21 at Jacksonville 0, 12/26/04
20 Texans 20 vs. Tennessee 0, 11/28/10

FEWEST POINTS, SHUTOUT VICTORY, GAME

20 Texans 20 vs. Tennessee 0, 11/28/10
21 Texans 21 at Jacksonville 0, 12/26/04

MOST POINTS, BOTH TEAMS, GAME

74 Texans 36 vs. Tennessee 38, 10/21/07
70 Texans 42 vs. Jacksonville 28, 12/30/07
67 Texans 24 at Indianapolis 43, 9/17/06
66 Texans 35 vs. Kansas City 31, 10/17/10
65 Texans 34 at Tennessee 31, 9/20/09

FEWEST POINTS, BOTH TEAMS, GAME

16 Texans 3 vs. Tennessee 13, 12/29/02
19 Texans 3 at Tampa Bay 16, 12/14/03
20 Texans 20 vs. Tennessee 0, 11/28/10
20 Texans 14 vs. Cleveland 6, 12/31/06
21 Texans 21 at Jacksonville 0, 12/26/04
22 Three times, last Texans 16 at Cleveland 6, 11/23/08

MOST POINTS IN FIRST QUARTER

17 vs. Seattle, 12/13/09
14 Five times, last at Oakland, 10/3/10
10 Four times, last vs. Jacksonville, 1/2/11

MOST POINTS IN SECOND QUARTER

24 vs. Arizona, 12/18/05
21 vs. Jacksonville, 12/30/07
17 Five times, last at Miami, 12/27/09
14 Nine times, last vs. Tennessee, 11/28/10
13 vs. Green Bay, 11/21/04
10 10 times, last vs. Jacksonville, 1/2/11



TEAM SCORING RECORDS

SCORING, continued

POINTS IN THIRD QUARTER

- 14 Nine times, last at Philadelphia, 12/2/10
- 10 Seven times, last at Oakland, 10/3/10

POINTS IN FOURTH QUARTER

- 29 vs. Tennessee, 10/21/07
- 22 at Buffalo, 11/1/09
- 21 Four times, last vs. Kansas City, 10/17/10
- 20 at New York Jets, 11/21/10

POINTS IN FIRST QUARTER, OPPONENT

- 21 at Tennessee, 12/19/10
- 17 at New England, 12/17/06
- 14 12 times, last vs. San Diego, 11/7/10
- 13 at Oakland, 12/21/08
- 10 10 times, last at Indianapolis, 11/8/09

POINTS IN SECOND QUARTER, OPPONENT

- 21 Three times, last at Indianapolis, 12/23/07
- 17 Five times, last vs. Jacksonville, 1/2/11
- 16 vs. Tennessee, 10/21/07
- 14 21 times, last vs. Baltimore, 12/13/10
- 13 Two times, last at Philadelphia, 12/2/10

POINTS IN THIRD QUARTER, OPPONENT

- 21 at Indianapolis, 11/14/04
- 17 at Cleveland, 10/20/02
- 14 Nine times, last at Oakland, 12/21/08
- 13 vs. Indianapolis, 9/23/07
- 10 10 times, last at Denver, 12/26/10

POINTS IN FOURTH QUARTER, OPPONENT

- 22 vs. Baltimore, 11/9/08
- 21 Three times, last vs. Indianapolis, 11/29/09
- 17 Three times, last at Dallas, 10/15/06
- 16 at New York Jets, 12/5/04
- 14 17 times, last at Denver, 12/26/10

POINTS IN FIRST QUARTER, BOTH TEAMS

- 24 Texans 10, San Diego 14, 11/7/10
- 21 Six times, last Texans 0 at Tennessee 21, 12/19/10
- 20 Texans 7 at Oakland 13, 12/21/08
- 17 Six times, last Texans 17 vs. Seattle 0, 12/13/09

POINTS IN SECOND QUARTER, BOTH TEAMS

- 31 Texans 24 vs. Arizona 7, 12/18/05
- 28 Four times, last Texans 14 vs. Jacksonville 14, 9/27/09
- 27 Twice, Texans 17 vs. Jacksonville 10, 1/2/11
- 24 Five times, last Texans 7 at Jacksonville 17, 12/6/09
- 21 Eight times, last Texans 7 vs. Baltimore 14, 12/13/10
- 20 Seven times, last at Philadelphia 13, Houston 7, 12/2/10

POINTS IN THIRD QUARTER, BOTH TEAMS

- 28 Texans 7 at Indianapolis, 21, 11/14/04
- 27 Texans 10 at Cleveland 17, 10/20/02
- 21 Three times, last Texans 7 at Indianapolis 14, 11/16/08
- 18 Texans 10 at Philadelphia 8, 9/29/02
- 17 Four times, last Texans 7 at Indianapolis 10, 11/1/10

POINTS IN FOURTH QUARTER, BOTH TEAMS

- 35 Texans 29 vs. Tennessee 6, 10/21/07
- 34 Texans 13 at Indianapolis 21, 9/17/06
- 30 Texans 20 at New York Jets 10, 11/21/10
- 29 Texans 8 at Jacksonville 21, 10/14/07
- 28 Seven times, last Texans 21 vs. Kansas City 7, 10/17/10

CONSECUTIVE GAMES SCORING A TOUCHDOWN

- 75 10/22/06 through 1/2/11
- 29 12/21/03 through 11/27/05
- 28 9/12/02 through 11/30/03
- 8 12/11/05 through 10/1/06

CONSECUTIVE GAMES SCORING

- 116 12/14/03 – 1/2/11
- 28 9/8/02 – 12/30/03

CONSECUTIVE QUARTERS HELD SCORELESS

- 7 4th quarter vs. Atlanta, 11/30/03, through 2nd quarter at Tampa Bay, 12/14/03
- 4 Three times, last 3rd quarter at Buffalo, 9/11/05 through 2nd quarter vs. Pittsburgh, 9/18/05

CONSECUTIVE QUARTERS HELD SCORELESS, OPPONENTS

- 4 Four times, last 1st quarter through 4th quarter vs. Tennessee, 11/28/10
- 3 3rd quarter vs. Seattle, 12/13/09, through 1st quarter at St. Louis, 12/20/09
- 3 4th quarter at Cleveland, 11/23/08, through 2nd quarter vs. Jacksonville, 12/1/08
- 3 3rd quarter vs. New Orleans, 11/18/07, through 1st quarter at Cleveland, 11/25/07

CONSECUTIVE QUARTERS HELD WITHOUT A TOUCHDOWN, OPPONENTS

- 13 vs. Indianapolis, 12/12/04, through vs. Cleveland, 1/2/05
- 8 vs. Cleveland, 12/31/06, through vs. Kansas City, 9/9/07
- 6 at Cleveland, 11/23/08, through vs. Jacksonville, 12/1/08

POINTS BY HALF, TEXANS

FIRST HALF

- 27 at Miami, 12/27/09
- 24 Four times, last vs. Seattle, 12/13/09
- 21 Five times, last vs. San Francisco, 10/25/09
- 20 Four times, last vs. Jacksonville, 1/2/11

SECOND HALF

- 29 vs. Tennessee, 10/21/07
- 28 vs. Kansas City, 10/17/10
- 28 vs. Minnesota, 10/10/04
- 25 at Buffalo, 11/1/09
- 21 11 times, last vs. Baltimore, 12/13/10
- 20 Three times, last at New York Jets, 11/21/10

POINTS BY HALF, OPPONENTS

FIRST HALF

- 35 at San Diego, 10/28/07
- 31 vs. Kansas City, 11/20/05
- 27 at New England, 12/17/06
- 24 Six times, last at Tennessee, 12/19/10
- 22 vs. Tennessee, 10/21/07

SECOND HALF

- 29 vs. Baltimore, 11/9/08
- 28 Four times, last vs. Indianapolis, 11/29/09
- 27 Two times, last at Jacksonville, 10/14/07
- 24 Six times, last at Denver, 12/26/10
- 23 Two times, last at Indianapolis, 9/17/06

MOST POINTS BY HALF, BOTH TEAMS

FIRST HALF

- 48 Texans 24 at Tennessee 24, 9/20/09
- 38 Three times, last Texans 21 vs. Jacksonville 17, 9/27/09
- 37 Texans 20 vs. Jacksonville 17, 1/2/11
- 35 Two times, last Texans 21 vs. Jacksonville 14, 12/30/07
- 34 Four times, last Texans 20 vs. San Diego 14, 11/7/10

SECOND HALF

- 45 Texans 28 vs. Kansas City 17, 10/17/10
- 45 Texans 29 vs. Tennessee 16, 10/21/07
- 44 Texans 21 at Indianapolis 23, 9/17/06
- 42 Two times, last Texans 14 at Indianapolis 28, 11/14/04
- 38 Four times, last Texans 14 at Indianapolis 24, 11/16/08

TEAM SCORING RECORDS



EXTRA POINTS

SEASON

- 43 Twice; 2009 and 2010
- 40 2007
- 37 2008
- 34 2004

GAME

- 6 vs. Jacksonville, 12/30/07
- 5 Twice, last vs. Kansas City, 10/17/10
- 4 15 times, last vs. Jacksonville, 1/2/11
- 3 34 times, last at Philadelphia, 12/2/10

OPPONENTS, SEASON

- 50 2010
- 47 2005
- 44 2008
- 42 2007
- 40 2003

OPPONENTS, GAME

- 7 at Indianapolis, 11/14/04
- 6 Three times, last vs. Kansas City, 11/20/05
- 5 10 times, last vs. Indianapolis, 11/29/09
- 4 28 times, last at Tennessee, 12/19/10

TWO-POINT CONVERSIONS

SEASON

- 2 2007
- 2 2006
- 2 2002
- 1 2010
- 1 2009
- 1 2005
- 1 2004
- 1 2008

GAME

- 1 12 times, last vs. Baltimore, 12/13/10

DEFENSIVE TOUCHDOWNS

SEASON

- 5 2004
- 3 2009
- 3 2002
- 2 2007
- 2 2006
- 1 2008
- 1 2003

GAME

- 2 at Pittsburgh, 12/8/02
- 1 19 times, last vs. New England, 1/3/10

SCORING MARGIN

MARGIN OF VICTORY

- 29 vs. Cincinnati, 10/26/08
- 27 vs. Seattle, 12/13/09
- 23 vs. Oakland, 10/4/09
- 21 Twice, last at Buffalo, 11/1/09
- 20 Twice, last vs. Tennessee, 11/28/10

MARGIN OF DEFEAT

- 35 at Indianapolis, 11/14/04
- 35 vs. Cincinnati, 11/03/02
- 33 at New England, 12/17/06
- 32 at Seattle, 10/16/05
- 28 Four times, last vs. Baltimore, 11/9/08

COMEBACK VICTORIES (POINTS BEHIND)

- 18 vs. Tennessee, 11/28/04, 31-21 final
- 17 at Washington, 9/19/10, 30-27 final (OT)
- 14 vs. New England, 1/3/10, 34-27 final
- 14 at Tennessee, 9/20/09, 34-31 final
- 14 at Carolina, 9/16/07, 34-21 final
- 11 vs. Miami, 10/12/08, 29-28 final
- 10 vs. Kansas City, 10/17/10, 35-31 final
- 10 vs. Chicago, 12/28/08, 31-24 final

LARGEST DEFICIT OVERCOME

- 25 vs. Tennessee, 10/21/07, down 32-7, 36-38 final
- 21 vs. Baltimore, 12/13/10, down 21-0 and 28-7, 28-34 final (OT)
- 21 at Arizona, 10/11/09, down 21-0, 21-28 final
- 21 vs. Minnesota, 10/10/04, down 21-0, 28-34 final (OT)
- 18 vs. Tennessee, 11/28/04, down 21-3, 31-21 final

LARGEST LEAD BEFORE OPPONENT SCORES

- 27 at Miami, 12/27/09
- 24 vs. Seattle, 12/13/09
- 21 Three times, last vs. San Francisco, 10/25/09
- 20 vs. Tennessee, 11/28/10
- 17 Five times, last at Denver, 12/26/09

SCORING DRIVES

LONGEST SCORING DRIVE (YARDS)

- 99 vs. Baltimore, 12/13/10, 15 plays, TD
- 98 vs. Tennessee, 10/21/07, 7 plays, TD
- 98 at Tennessee, 10/12/03, 2 plays, TD
- 96 vs. Kansas City, 9/21/03, 9 plays, TD
- 94 Four times, last at Miami, 12/27/09, 6 plays, TD

LONGEST SCORING DRIVE (PLAYS)

- 18 at New York Giants, 11/5/06, 80 yards, TD
- 16 Eight times, last vs. Baltimore, 12/13/10, 70 yards, FG
- 15 10 times, last vs. Baltimore, 12/13/10, 99 yards, TD
- 14 13 times, last vs. Tennessee, 11/28/10, 80 yards, FG

LONGEST SCORING DRIVE (TIME)

- 10:26 vs. Kansas City, 9/9/07, 15 plays, 65 yards, FG
- 10:08 vs. Detroit, 10/19/08, 15 plays, 79 yards, TD
- 9:29 vs. Indianapolis, 12/24/06, 15 plays, 51 yards, FG
- 9:22 vs. Cincinnati, 10/26/08, 15 plays, 91 yards, TD
- 8:47 vs. Indianapolis, 10/5/08, 15 plays, 67 yards, FG
- 8:41 vs. New England, 11/23/03, 14 plays, 79 yards, FG

SHORTEST SCORING DRIVE (YARDS)

- 7 at Tennessee, 9/21/08, 4 plays, FG
- 5 at Pittsburgh, 12/8/02, 4 plays, FG
- 4 at Pittsburgh, 9/7/08, 4 plays, FG
- 1 vs. Jacksonville, 9/28/03, 4 plays, FG
- 1 at Denver, 11/7/04, 1 play, TD
- 2 at Jacksonville, 12/6/09, 4 plays, FG
- 2 vs. Dallas, 9/8/02, 4 plays, FG
- 3 vs. New Orleans, 11/18/07, 4 plays, FG



TEAM SCORING RECORDS

SCORING DRIVES, continued

SHORTEST SCORING DRIVE (PLAYS)

1	at New York Jets, 11/21/10, 43 yards, TD
1	vs. San Diego, 11/7/10, 8 yards, TD
1	vs. Seattle, 12/13/09, 64 yards, TD
1	at Tennessee, 9/20/09, 72 yards, TD
1	vs. Jacksonville, 12/1/08, 7 yards, TD
1	vs. Jacksonville, 12/1/08, 40 yards, TD
1	vs. Baltimore, 11.9/08, 60 yards, TD
1	vs. Kansas City, 9/9/07, 77 yards, TD
1	at Denver, 11/7/04, 1 yard, TD
1	at Miami, 9/7/03, 78 yards, TD
2	10 times, last vs. Jacksonville, 1/2/11, 76 yards, TD
3	13 times, last at Miami, 12/27/09, 28 yards, TD
4	22 times, last vs. Indianapolis, 9/12/10, 91 yards, TD

SHORTEST SCORING DRIVE (TIME)

0:04	vs. San Diego, 11/7/10, 8 yards, TD
0:04	vs. Jacksonville, 12/1/08, 7 yards, TD
0:04	at Denver, 11/7/04, 1 play, 1 yard, TD
0:07	vs. Jacksonville, 12/1/08 1 play, 40 yards, TD
0:09	at New York Jets, 11/21/10, 1 play, 43 yards, TD
0:09	vs. Baltimore, 11/9/08, 1 play, 60 yards, TD

TEAM TOTAL OFFENSE RECORDS

MOST NET YARDS GAINED, SEASON

6,186	2010
6,129	2009
6,113	2008
5,337	2007
5,128	2004

MOST NET YARDS GAINED, GAME

549	at Green Bay, 12/7/08
526	at Washington, 9/19/10
497	vs. Jacksonville, 1/2/11
489	vs. Baltimore, 12/13/10
485	vs. Miami, 10/12/08

FEWEST NET YARDS GAINED, SEASON

3,572	2002
4,053	2005
4,306	2003
4,465	2006
5,128	2004

FEWEST NET YARDS GAINED, GAME

47	at Pittsburgh, 12/8/02
107	at Tampa Bay, 12/14/03
118	at San Diego, 9/15/02
120	at Buffalo, 9/11/05
124	at Jacksonville, 12/7/03

MOST NET YARDS ALLOWED, SEASON

6,082	2003
6,031	2010
5,824	2005
5,507	2007
5,458	2004

MOST NET YARDS ALLOWED, GAME

535	at Tennessee, 10/12/03
515	at Indianapolis, 9/17/06
510	vs. Minnesota, 10/10/04
495	vs. Washington, 9/24/06
491	at Jacksonville, 11/14/10

FEWEST NET YARDS ALLOWED, SEASON

5,198	2009
5,230	2002
5,385	2008
5,400	2006
5,458	2004

FEWEST NET YARDS ALLOWED, GAME

126	at Jacksonville, 12/26/04
162	vs. Tennessee, 11/28/10
165	vs. Oakland, 10/4/09
197	at Tennessee, 10/29/06
203	at Chicago, 12/19/04

MOST NET YARDS GAINED, BOTH TEAMS, SEASON

11,498	2008
12,217	2010
11,327	2009
10,844	2007
10,586	2004

MOST NET YARDS GAINED, BOTH TEAMS, GAME

993	Texans 458 at Tennessee 535, 10/12/03
947	Texans 526 at Washington 421, 9/19/10
937	Texans 549 at Green Bay 388, 12/7/08
920	Texans 410 vs. Minnesota 510, 10/10/04
886	Texans 395 at Jacksonville 491, 11/14/10

FEWEST NET YARDS GAINED, BOTH TEAMS, SEASON

8,802	2002
9,865	2006
9,877	2005
10,388	2003
10,586	2004

FEWEST NET YARDS GAINED, BOTH TEAMS, GAME

385	Texans 118 at San Diego 267, 9/15/02
426	Texans 124 at Oakland 302, 12/3/06
428	Texans 198 at New England 230, 12/17/06
436	Texans 120 at Buffalo 316, 9/11/05
443	Texans 165 at Indianapolis 278, 12/1/02

MOST NET YARDS GAINED, FIRST HALF

364	vs. Seattle, 12/13/09
306	at Miami, 12/27/09
286	vs. Buffalo, 11/19/06
286	vs. Jacksonville, 1/2/11
284	at Green Bay, 12/7/08

MOST NET YARDS GAINED, SECOND HALF

309	vs. Tennessee, 10/21/07
306	vs. Kansas City, 10/17/10
301	vs. Baltimore, 12/13/10
288	at Jacksonville, 11/14/10
286	at Arizona, 10/11/09

TEAM TOTAL OFFENSE RECORDS



FEWEST NET YARDS GAINED, FIRST HALF

21	at Pittsburgh, 12/8/02
24	vs. Tennessee, 10/21/07
46	at Tampa Bay, 12/14/03
47	at San Diego, 9/15/02
53	at Oakland, 12/3/06

FEWEST NET YARDS GAINED, SECOND HALF

-4	vs. Indianapolis, 10/23/05
26	at Pittsburgh, 12/8/02
47	vs. Oakland, 10/4/09
58	vs. Green Bay, 11/21/04
61	at Tampa Bay, 12/14/03

MOST NET YARDS ALLOWED, FIRST HALF

299	vs. Washington, 9/24/06
297	at Arizona, 10/11/09
292	at Indianapolis, 12/23/07
292	vs. Kansas City, 11/20/05
291	at Tennessee, 10/12/03

MOST NET YARDS ALLOWED, SECOND HALF

302	at Indianapolis, 11/16/05
295	vs. New England, 11/23/03
291	at Jacksonville, 11/14/10
282	at Denver, 12/26/10
275	vs. Jacksonville, 12/1/08

FEWEST NET YARDS ALLOWED, FIRST HALF

50	vs. San Francisco, 10/25/09
54	vs. Tennessee, 11/28/10
61	at Jacksonville, 12/26/04
71	vs. Jacksonville, 10/22/06
73	at New Orleans, 9/14/03

FEWEST NET YARDS ALLOWED, SECOND HALF

41	at San Diego, 10/28/07
43	at Arizona, 10/11/09
46	vs. Oakland, 10/4/09
65	at Jacksonville, 12/26/04
71	vs. Baltimore, 12/13/10

MOST NET YARDS GAINED, FIRST QUARTER

174	vs. Seattle, 12/13/09
161	at Oakland, 10/3/10
154	vs. Jacksonville, 1/2/11
150	vs. Indianapolis, 11/29/09
149	vs. Detroit, 10/19/08

MOST NET YARDS GAINED, SECOND QUARTER

190	vs. Seattle, 12/13/09
179	at Miami, 12/27/09
174	vs. Buffalo, 10/13/02
173	at Washington, 9/19/10
167	vs. Oakland, 10/3/04

MOST NET YARDS GAINED, THIRD QUARTER

183	at Oakland, 10/3/10
170	at Jacksonville, 11/14/10
169	at Indianapolis, 11/8/09
155	at Philadelphia, 12/2/10
151	at Cincinnati, 10/18/09
151	vs. Cincinnati, 10/26/08

MOST NET YARDS GAINED, FOURTH QUARTER

253	vs. Tennessee, 10/21/07
196	at Arizona, 10/11/09
194	vs. Baltimore, 12/13/10
189	at Indianapolis, 9/17/06
185	vs. Kansas City, 10/17/10

FEWEST NET YARDS GAINED, FIRST QUARTER

-5	at Indianapolis, 11/14/04
-3	at Buffalo, 9/11/05
4	at Pittsburgh, 12/8/02
6	at Tennessee, 12/19/10
11	vs. Tennessee, 10/21/07

FEWEST NET YARDS GAINED, SECOND QUARTER

4	at San Francisco, 1/1/06
6	at San Diego, 9/15/02
9	vs. New England, 11/23/03
11	at Oakland, 12/3/06
13	vs. Tennessee, 10/21/07

FEWEST NET YARDS GAINED, THIRD QUARTER

5	at Indianapolis, 9/17/06
7	at Kansas City, 9/26/04
10	vs. Philadelphia, 9/10/06
11	at New York Jets, 11/26/06
11	at New York Jets, 11/21/10
13	vs. Indianapolis, 10/23/05

FEWEST NET YARDS GAINED, FOURTH QUARTER

-17	vs. Indianapolis, 10/23/05
-9	at Cincinnati, 11/9/03
8	vs. Arizona, 12/18/05
8	at Pittsburgh, 12/8/02
14	Twice, last at New York Giants, 11/5/06

MOST NET YARDS ALLOWED, FIRST QUARTER

220	vs. Buffalo, 11/19/06
191	at Indianapolis, 11/8/09
171	vs. Pittsburgh, 9/18/05
166	vs. San Diego, 11/7/10
160	at Philadelphia, 12/2/10

MOST NET YARDS ALLOWED, SECOND QUARTER

193	vs. Philadelphia, 9/10/06
177	vs. Tennessee, 12/21/03
170	at Jacksonville, 12/6/09
168	at Indianapolis, 12/23/07
165	vs. Tennessee, 10/21/07

MOST NET YARDS ALLOWED, THIRD QUARTER

224	at Indianapolis, 11/16/08
170	at Denver, 12/26/10
168	vs. Jacksonville, 9/28/03
164	at Tennessee, 12/2/07
158	vs. Dallas, 9/8/02

MOST NET YARDS ALLOWED, FOURTH QUARTER

224	vs. Indianapolis, 9/12/10
213	at Jacksonville, 11/14/10
210	vs. Green Bay, 11/21/04
176	at Carolina, 9/16/07
170	vs. Jacksonville, 12/1/08

FEWEST NET YARDS ALLOWED, FIRST QUARTER

-9	vs. New York Jets, 9/13/03
-1	at Jacksonville, 12/26/04
1	vs. San Francisco, 10/25/09
4	vs. Detroit, 10/18/08
12	vs. Tennessee, 11/28/10

FEWEST NET YARDS ALLOWED, SECOND QUARTER

11	at Carolina, 9/16/07
17	at New Orleans, 9/14/03
26	vs. Buffalo, 11/19/06
26	at Cleveland, 10/20/02
27	at Tennessee, 11/10/02



TEAM TOTAL OFFENSE RECORDS

FEWEST NET YARDS ALLOWED, THIRD QUARTER

6	at Cincinnati, 10/18/09
7	vs. Baltimore, 12/13/10
9	at Indianapolis, 11/8/09
10	at Chicago, 12/19/04
15	at Buffalo, 11/16/03

FEWEST NET YARDS ALLOWED, FOURTH QUARTER

2	at Pittsburgh, 9/7/08
3	vs. Dallas, 9/8/02
7	at Tennessee, 9/21/08
9	at Arizona, 10/11/09
12	at San Diego, 10/28/07

TEAM RUSHING RECORDS

RUSHING YARDS

SEASON

2,042	2010
1,882	2004
1,846	2008
1,816	2005
1,687	2006

GAME

257	vs. Indianapolis, 9/12/10
249	at Oakland, 10/3/10
244	vs. Jacksonville, 1/2/11
219	at Jacksonville, 12/26/04
191	vs. Indianapolis, 12/24/06

FEWEST, SEASON

1,347	2002
1,475	2009
1,586	2007
1,651	2003
1,687	2006

FEWEST, GAME

24	vs. New York Giants, 10/10/10
25	at New York Jets, 11/26/06
28	vs. Tennessee, 12/29/02
30	at Tennessee, 12/19/10
34	at Dallas, 10/15/06
34	at Buffalo, 11/16/03

ALLOWED, SEASON

2,370	2003
2,303	2005
2,089	2002
1,963	2008
1,956	2006

ALLOWED, GAME

320	at Seattle, 10/16/05
247	at Washington, 12/22/02
244	at Jacksonville, 10/14/07
240	at Tennessee, 9/20/09
240	at Cincinnati, 11/9/03

FEWEST ALLOWED, SEASON

1,711	2009
1,751	2010
1,825	2007
1,843	2004
1,956	2006

FEWEST ALLOWED, GAME

18	at Washington, 9/19/10
24	vs. Tennessee, 11/28/10
27	at New York Jets, 11/26/06
39	Two times, last vs. Arizona, 12/18/05
44	Two times, last vs. Indianapolis, 9/12/10

BOTH TEAMS, SEASON

4,119	2005
4,021	2003
3,809	2008
3,793	2010
3,725	2004

BOTH TEAMS, GAME

442	Texans 244 vs. Jacksonville 198, 1/2/11
387	Texans 67 at Seattle 320, 10/16/05
380	Texans 140 at Cincinnati 240, 11/9/03
367	Texans 249 at Oakland 118, 10/3/10
360	Texans 132 vs. Kansas City 228, 10/17/10

FEWEST, BOTH TEAMS, SEASON

3,186	2009
3,411	2007
3,436	2002
3,641	2006
3,725	2004

FEWEST, BOTH TEAMS, GAME

52	Texans 25 at New York Jets 27, 11/26/06
76	Texans 58 at Washington 18, 9/19/10
89	Texans 45 at Arizona 44, 10/11/09
131	Texans 24 vs. New York Giants 117, 10/10/10
132	Twice, last Texans 24 vs. Indianapolis 30, 9/23/07

ATTEMPTS

SEASON

481	2004
437	2005
432	2008
431	2006
425	2009

GAME

44	at Jacksonville, 12/26/04
42	Three times, last vs. Indianapolis, 9/12/10
41	Twice, last vs. Oakland 10/4/09
40	at Buffalo, 11/1/09
39	vs. Tennessee, 11/28/10
39	at Oakland, 11/4/07

FEWEST, SEASON

417	2007
421	2003
423	2010
424	2002
425	2009

TEAM RUSHING RECORDS



ATTEMPTS, continued

FEWEST, GAME

- 12 vs. Tennessee, 10/21/07
- 13 vs. New York Jets, 9/13/09
- 14 at New York Jets, 11/26/06
- 15 vs. New York Giants, 10/10/10
- 16 Three times, last vs. Baltimore, 11/9/08

OPPONENTS, SEASON

- 533 2003
- 509 2002
- 506 2005
- 446 2006
- 438 2008

OPPONENTS, GAME

- 57 at Cincinnati, 11/9/03
- 47 at San Francisco, 1/1/06
- 46 at Washington, 12/22/02
- 42 Five times, last vs. Tennessee, 11/23/09
- 41 vs. New England, 11/23/03

FEWEST, OPPONENTS, SEASON

- 396 2009
- 417 2007
- 417 2004
- 433 2010
- 446 2006

FEWEST, OPPONENTS, GAME

- 10 vs. Indianapolis, 9/12/10
- 12 vs. Tennessee, 11/28/10
- 12 vs. Jacksonville, 10/31/04
- 13 vs. Arizona, 12/18/05
- 14 vs. Miami, 10/1/06

RUSHING AVERAGE

SEASON

- 4.8 2010
- 4.3 2008
- 4.2 2005
- 3.9 Three times; 2003, 2004 and 2006

GAME

- 7.4 at Cincinnati, 11/9/03
- 7.2 vs. Buffalo, 11/19/06
- 7.1 at Indianapolis, 11/16/08
- 7.1 vs. Tennessee, 11/28/04
- 6.9 at Oakland, 10/3/10

LOWEST, SEASON

- 3.2 2002
- 3.5 2009
- 3.8 2007
- 3.9 2003
- 3.9 2004
- 3.9 2006

LOWEST, GAME

- 1.2 at Buffalo, 11/16/03
- 1.3 vs. Tennessee, 12/29/02
- 1.4 at Pittsburgh, 12/8/02
- 1.6 vs. New York Giants, 10/10/10
- 1.8 at New York Jets, 11/26/06
- 1.8 at Tennessee, 12/19/10

OPPONENTS, SEASON

- 4.6 2005
- 4.5 2008
- 4.4 2007
- 4.4 2006
- 4.4 2004
- 4.4 2003

OPPONENTS, GAME

- 9.4 at Jacksonville, 10/14/07
- 9.2 at Tennessee, 9/20/09
- 7.6 Twice, last at Seattle, 10/16/05
- 6.6 vs. Tennessee, 12/10/06
- 6.5 Three times, last at Buffalo, 11/16/03

LOWEST, OPPONENTS, SEASON

- 4.0 2010
- 4.1 2002
- 4.3 2009
- 4.4 2007
- 4.4 2006
- 4.4 2004
- 4.4 2003

LOWEST, OPPONENTS, GAME

- 1.0 at New York Jets, 11/26/06
- 1.1 at Washington, 9/19/10
- 2.0 vs. Tennessee, 11/28/10
- 2.0 vs. Oakland, 10/4/09
- 2.1 Two times, last at Chicago, 12/19/04

RUSHING TOUCHDOWNS

SEASON

- 20 2010
- 16 Twice; 2004 and 2008
- 14 2003
- 13 Twice; 2006 and 2009

GAME

- 3 Eight times, last vs. Jacksonville, 1/2/11
- 2 22 times, last at New York Jets, 11/21/10
- 1 46 times, last at Denver, 12/26/10

OPPONENTS, SEASON

- 21 2005
- 18 2008
- 17 2009
- 16 Twice; 2006 and 2010
- 15 2007

OPPONENTS, GAME

- 5 at Seattle, 10/16/05
- 4 Twice, last vs. Jacksonville, 9/27/09
- 3 Five times, last at Pittsburgh, 9/7/08
- 2 28 times, last at Denver, 12/26/10

100-YARD RUSHING GAMES BY AN INDIVIDUAL

SEASON

- 8 2010
- 5 Twice; 2004 and 2008
- 4 2003
- 3 2005
- 2 Twice; 2006 and 2009
- 1 2007
- 0 2002



TEAM RUSHING RECORDS

100-YARD RUSHING GAMES BY AN INDIVIDUAL, continued

OPPONENTS, SEASON

- 10 2005
- 7 Twice; 2003 and 2004
- 6 2007
- 5 Twice; 2002 and 2008
- 4 Three times; 2006, 2009 and 2010

CONSECUTIVE GAMES WITH A RUSHING TOUCHDOWN

TEXANS

- 7 at Oakland, 10/3/10, through at New York Jets, 11/21/10
- 6 vs. Tennessee, 11/28/04, through vs. Cleveland, 1/2/05
- 5 at Oakland, 12/3/06, through vs. Cleveland, 12/31/06
- 5 vs. Tennessee, 11/28/04, through at Jacksonville, 12/26/04
- 4 vs. Indianapolis, 10/5/08, through vs. Cincinnati, 10/26/08
- 4 vs. New York Jets, 10/19/03, through at Cincinnati, 11/9/03

OPPONENTS

- 6 at Pittsburgh, 9/7/08, through vs. Detroit, 10/19/08
- 5 at Washington, 9/19/10 through vs. Kansas City, 10/17/10
- 5 at Buffalo, 11/1/09 through at Jacksonville, 12/6/09
- 5 at Dallas, 10/15/06, through at Jacksonville, 11/12/06
- 5 at Jacksonville, 11/6/05, through at Baltimore, 12/4/05
- 5 at New Orleans, 9/14/03, through vs. New York Jets, 10/19/03
- 5 at Philadelphia, 12/2/10, through vs. Jacksonville, 1/2/11
- 4 at New York Jets, 11/26/06, through at New England, 12/17/06
- 4 at Philadelphia, 9/29/02, through at Jacksonville, 10/27/02

TEAM PASSING RECORDS

NET YARDS PASSING

MOST, SEASON

- 4,654 2009
- 4,267 2008
- 4,144 2010
- 3,748 2007
- 3,246 2004

MOST, GAME

- 468 at Washington, 9/19/10
- 408 at Green Bay, 12/7/08
- 385 at Cincinnati, 10/18/09
- 378 vs. Baltimore, 12/13/10
- 371 at Arizona, 10/11/09
- 371 vs. Miami, 10/12/08

FEWEST, SEASON

- 2,225 2002
- 2,237 2005
- 2,655 2003
- 2,778 2006
- 3,246 2004

FEWEST, GAME

- 5 at Oakland, 12/3/06
- 6 vs. Indianapolis, 10/23/05
- 10 at Pittsburgh, 12/8/02
- 25 at Buffalo, 9/11/05
- 29 at San Diego, 9/15/02

MOST ALLOWED, SEASON

- 4,280 2010
- 3,712 2003
- 3,682 2007
- 3,615 2004
- 3,521 2005

MOST ALLOWED, GAME

- 421 at Tennessee, 10/12/03
- 419 vs. Indianapolis, 9/12/10
- 403 at Washington, 9/19/10
- 390 at Indianapolis, 9/17/06
- 388 vs. Minnesota, 10/10/04

FEWEST ALLOWED, SEASON

- 3,141 2002
- 3,423 2008
- 3,444 2006
- 3,487 2009
- 3,521 2005

FEWEST ALLOWED, GAME

- 31 at Jacksonville, 12/26/04
- 86 at Tennessee, 10/29/06
- 107 at Buffalo, 11/1/09
- 109 at Tennessee, 11/10/02
- 112 vs. Dallas, 9/8/02

MOST, BOTH TEAMS, SEASON

- 8,424 2010
- 8,141 2009
- 7,690 2008
- 7,430 2007
- 6,861 2004

MOST, BOTH TEAMS, GAME

- 871 Texans 468 at Washington 403, 9/19/10
- 788 Texans 367 at Tennessee 421, 10/12/03
- 746 Texans 358 vs. Minnesota 388, 10/10/04
- 687 Texans 408 at Green Bay 279, 12/7/08
- 667 Texans 371 at Arizona 296, 10/11/09

FEWEST, BOTH TEAMS, SEASON

- 5,366 2002
- 5,758 2005
- 6,222 2006
- 6,367 2003
- 6,861 2004

TEAM PASSING RECORDS



NET YARDS, continued

FEWEST, BOTH TEAMS, GAME

153	Texans 122 at Jacksonville 31, 12/26/04
172	Texans 29 at San Diego 143, 9/15/02
184	Texans -5 at Oakland 189, 12/3/06
189	Texans 25 at Buffalo 164, 9/11/05
218	Texans 93 at New England 125, 12/14/06

GROSS YARDS PASSING

MOST, SEASON

4,803	2009
4,474	2008
4,370	2010
3,925	2007
3,547	2004

MOST, GAME

497	at Washington, 9/19/10
414	vs. Green Bay, 12/7/08
393	vs. Baltimore, 12/13/10
392	at Cincinnati, 10/18/09
379	vs. Miami, 10/12/08

FEWEST, SEASON

2,636	2002
2,661	2005
2,841	2003
3,032	2006
3,547	2004

FEWEST, GAME

32	at Oakland, 12/3/06
33	at Pittsburgh, 12/8/02
48	vs. Indianapolis, 10/23/05
64	at Tampa Bay, 12/14/03
70	at Buffalo, 9/18/05

MOST ALLOWED, SEASON

4,499	2010
3,878	2007
3,835	2003
3,776	2004
3,727	2005

MOST ALLOWED, GAME

433	vs. Indianapolis, 9/12/10
426	at Washington, 9/19/10
421	at Tennessee, 10/12/03
400	at Indianapolis, 9/17/06
396	vs. Minnesota, 10/10/04

FEWEST ALLOWED, SEASON

3,378	2002
3,598	2008
3,635	2006
3,674	2009
3,727	2005

FEWEST ALLOWED, GAME

54	at Jacksonville, 12/26/04
87	at Tennessee, 10/29/06
109	at Tennessee, 11/10/02
116	vs. Tennessee, 11/23/09
117	at Buffalo, 11/1/09

PASS ATTEMPTS

MOST, SEASON

593	2009
574	2010
555	2008
529	2007
481	2006

MOST, GAME

62	vs. Baltimore, 12/13/10
54	at New York Jets, 11/26/06
54	at Tennessee Titans, 12/19/10
52	at Washington, 9/19/10
50	at Arizona, 10/11/09
46	at Tennessee, 10/29/06

FEWEST, SEASON

439	2003
447	2002
449	2005
471	2004
481	2006

FEWEST, GAME

9	vs. Indianapolis, 10/23/05
10	at Pittsburgh, 12/8/02
14	at Oakland, 12/3/06
15	vs. Cleveland, 12/31/06
17	Five times, last vs. Indianapolis, 9/12/10

MOST, OPPONENTS, SEASON

548	2009
547	2010
546	2007
530	2004
512	2002

MOST, OPPONENTS, GAME

58	at Pittsburgh, 12/8/02
57	vs. Indianapolis, 9/12/10
55	at Miami, 12/27/09
50	at Indianapolis, 11/8/09
50	vs. Green Bay, 11/21/04
50	vs. Minnesota, 10/10/04

FEWEST, OPPONENTS, SEASON

469	2005
471	2008
502	2003
504	2006
512	2002

FEWEST, OPPONENTS, GAME

11	at San Diego, 10/28/07
15	at Tennessee, 10/29/06
18	Twice, last at Minnesota, 11/2/08
20	at Seattle, 10/16/05
21	Three times, last vs. Pittsburgh, 9/18/05

PASS COMPLETIONS

MOST, SEASON

399	2009
367	2008
365	2010
346	2007
329	2006



TEAM PASSING RECORDS

PASS COMPLETIONS, continued

MOST, GAME

39	at New York Jets, 11/26/06
38	at Washington, 9/19/10
35	at Arizona, 10/11/09
35	at Tennessee, 12/19/10
33	at Tennessee, 10/29/06
32	at Minnesota, 11/2/08
32	at Indianapolis, 11/8/09

FEWEST, SEASON

235	2002
248	2003
270	2005
286	2004
329	2006

FEWEST, GAME

3	at Pittsburgh, 12/8/02
6	Two times, last vs. Indianapolis, 10/23/05
7	at Oakland, 12/3/06
9	Four times, last vs. Indianapolis, 9/12/10
10	Five times, last vs. Cleveland, 10/30/05

MOST, OPPONENTS, SEASON

361	2007
354	2010
344	2009
344	2004
328	2006

MOST, OPPONENTS, GAME

40	vs. Indianapolis, 9/12/10
36	vs. Minnesota, 10/10/04
35	at Miami, 12/27/09
34	at Indianapolis, 11/8/09
33	Twice, last vs. New Orleans, 11/18/07

FEWEST, OPPONENTS, SEASON

281	2002
295	2008
297	2003
304	2005
328	2006

FEWEST, OPPONENTS, GAME

7	Twice, last at San Diego, 10/28/07
8	vs. Tennessee, 12/29/02
10	Twice, last at Jacksonville, 12/26/04
11	at Minnesota, 11/2/08
12	Five times, last vs. Jacksonville, 1/2/11

MOST TOUCHDOWN PASSES

MOST, SEASON

29	2009
24	2007
24	2010
21	2008
16	2004

MOST, GAME

4	at Cincinnati, 10/18/09
	at Tennessee, 9/20/09
	vs. Tennessee, 10/21/07
3	11 times, last vs. Baltimore, 12/13/10
2	34 times, last at Denver, 12/26/10
1	54 times, last vs. Jacksonville, 1/2/11

MOST, OPPONENTS, SEASON

33	2010
32	2004
24	twice, 2005 and 2008
23	2002
22	2006
22	2003

MOST, OPPONENTS, GAME

5	Twice, last at Indianapolis, 11/14/04
4	Four times, last vs. San Diego, 11/7/10
3	25 times, last at New York Jets, 11/21/10
2	40 times, last at Tennessee, 12/19/10
1	43 times, last vs. Jacksonville, 1/2/11

CONSECUTIVE GAMES WITH A PASSING TOUCHDOWN

TEXANS

12	at Indianapolis, 11/8/09, through at Oakland, 10/3/10
11	at Jacksonville, 10/14/07, through vs. Jacksonville, 12/30/07
8	vs. Pittsburgh, 9/18/05, through at Indianapolis, 11/13/05
8	at Jacksonville, 11/14/10, through vs. Jacksonville, 1/2/11
6	at Tennessee, 9/20/09, through vs. San Francisco, 10/25/09

OPPONENTS

12	vs. Cleveland, 1/2/05, through vs. St. Louis, 11/27/05
10	vs. Indianapolis, 9/12/10, through at New York Jets, 11/21/10

TEAM FIRST DOWNS

MOST, SEASON

360	2010
340	2009
340	2008
300	2004
295	2007

MOST, GAME

29	Three times, last at Washington, 9/19/10
28	vs. Baltimore, 12/13/10
27	Two times, last at Philadelphia, 12/2/2010
26	Four times, last at Tennessee, 12/19/10
25	Three times, last vs. San Diego, 11/7/10

FEWEST, SEASON

208	2002
237	2003
243	2005
282	2006
295	2007

FEWEST, GAME

3	at Pittsburgh, 12/8/02
7	Three times, last at Tampa Bay, 12/14/03
10	Five times, last at Oakland, 12/3/06
11	Six times, last vs. New York Giants, 10/10/10
12	Seven times, last at Dallas, 10/15/06

TEAM FIRST DOWNS



MOST ALLOWED, SEASON

352 2010
348 2005
336 2003
325 2007
312 2006

MOST ALLOWED, GAME

34 at Indianapolis, 9/17/06
33 at Indianapolis, 12/23/07
31 at Seattle, 10/16/05
30 Three times, last at Indianapolis, 11/16/08
29 vs. New England, 11/23/03

FEWEST ALLOWED, SEASON

291 2002
300 2009
300 2008
304 2004
312 2006

FEWEST ALLOWED, GAME

6 at Jacksonville, 12/26/04
8 vs. Oakland, 10/4/09
9 vs. Tennessee, 11/28/10
9 at Buffalo, 11/1/09
10 at Tennessee, 10/29/06

MOST, BOTH TEAMS, SEASON

712 2010
640 2009
630 2008
620 2007
604 2004

MOST, BOTH TEAMS, GAME

55 Texans 27 vs. Indianapolis 28, 11/29/09
52 Texans 18 at Indianapolis 34, 9/17/06
51 Texans 18 at Indianapolis 33, 12/23/07
50 Texans 29 at Washington 21, 9/19/10
50 Texans 29 vs. New England 21, 1/3/10

FEWEST, BOTH TEAMS, SEASON

499 2002
573 2003
591 2005
594 2006
604 2004

FEWEST, BOTH TEAMS, GAME

23 Two times, last Texans 10 at Indianapolis 13, 12/1/02
24 Two times, last Texans 16 vs. Oakland 8, 10/4/09
25 Texans 19 at Jacksonville 6, 12/26/04
26 Two times, last Texans 15 at Chicago, 11, 12/19/04

RUSHING FIRST DOWNS

MOST, SEASON

118 2010
106 2006 and 2008
103 2004
96 2007
93 2009

MOST, GAME

15 vs. Indianapolis, 9/12/10
14 vs. Indianapolis, 12/24/06
12 Three times, last vs. Jacksonville, 1/2/11
11 Twice, last vs. Denver, 12/13/07
10 Seven times, last vs. San Diego, 11/7/10

FEWEST, SEASON

59 2002
86 2003
89 2005
93 2009
96 2007

FEWEST, GAME

1 Five times, last vs. Tennessee, 11/23/09
2 Five times, last vs. New York Giant, 10/10/10
3 19 times, last at Tennessee, 9/20/09
4 12 times, last at Tennessee, 12/19/10
5 24 times, last at Denver, 12/26/10

MOST, OPPONENT, SEASON

130 2003
123 2005
116 2002
115 2006
114 2008

MOST, OPPONENT, GAME

19 at Seattle, 10/16/05
16 at Cincinnati, 11/9/03
15 Three times, last vs. Jacksonville, 1/2/11
14 vs. Baltimore, 11/9/08
13 vs. Washington, 9/24/06

FEWEST, OPPONENT, SEASON

89 2004
91 2009
107 2007
113 2010
114 2008

FEWEST, OPPONENT, GAME

1 Three times, last vs. Tennessee, 11/28/10
2 Three times, last vs. Seattle, 12/13/09
3 11 times, last vs. Baltimore, 12/13/10
4 16 times, last vs. New England, 1/3/10
5 18 times, last vs. Oakland, 12/21/08

PASSING FIRST DOWNS

MOST, SEASON

231 2009
222 2010
210 2008
190 2007
174 2004

MOST, GAME

23 at Washington, 9/19/10
21 Twice, last vs. Baltimore, 12/13/10
20 at Tennessee, 12/19/10
18 Seven times, last vs. New England, 1/3/10
17 Six times, last at Arizona, 10/11/09

FEWEST, SEASON

119 2002
127 2003
142 2005
155 2006
174 2004

FEWEST, GAME

1 Twice, last at Pittsburgh, 12/8/02
2 at Oakland, 12/3/06
3 at Tampa Bay, 12/14/03
4 Five times, last vs. Cleveland, 12/31/06
5 Five times, last at Tennessee, 12/11/05



TEAM FIRST DOWNS

PASSING FIRST DOWNS, continued

MOST, OPPONENTS, SEASON

211 2010
197 2007
194 2004
188 2005
179 2003

MOST, OPPONENTS, GAME

21 Three times, last at Indianapolis, 11/16/08
20 Two times, last vs. Indianapolis, 9/12/10
19 Two times, last vs. Jacksonville, 12/30/07
18 Three times, last at Indianapolis, 11/8/09
17 Six times, last at Washington, 9/19/10

FEWEST, OPPONENTS, SEASON

155 2002
167 2008
174 2006
175 2009
179 2003

FEWEST, OPPONENTS, GAME

2 at Jacksonville, 12/26/04
4 at New Orleans, 9/14/03
5 Seven times, last at Buffalo, 11/1/09
6 Five times, last vs. Jacksonville, 1/2/11
7 Nine times, last vs. Miami, 10/12/08

FIRST DOWNS BY PENALTY

MOST, SEASON

30 2002
24 Twice, 2003 and 2008
23 2004
20 Twice, 2006 and 2010

MOST, GAME

6 vs. Cincinnati, 11/3/02
5 Twice, last vs. Tennessee, 12/14/08
4 at Detroit, 9/19/04
3 12 times, last at Philadelphia, 12/2/10

FEWEST, SEASON

9 2007
12 2005
16 2009
20 Twice, 2006 and 2010

FEWEST, GAME

0 34 times, last at New York Jets, 11/21/10
1 54 times, last vs. Jacksonville, 1/2/11

MOST, OPPONENTS, SEASON

37 2005
34 2009
28 2010
27 2003
23 2006

MOST, OPPONENTS, GAME

6 at Indianapolis, 11/8/09
5 Three times, last vs. Baltimore, 11/9/08
4 Nine times, last vs. Indianapolis, 11/29/09
3 15 times, last vs. Baltimore, 12/13/10

FEWEST, OPPONENTS, SEASON

19 2008
20 2002
21 Twice, 2004 and 2007
23 2006
27 2003

FEWEST, OPPONENTS, GAME

0 30 times, last at Philadelphia, 12/2/10
1 44 times, last at Tennessee, 12/19/10
2 36 times, last vs. Jacksonville, 1/2/11

FIELD GOALS

MOST, SEASON

29 2008
27 2010
26 2005
25 2007
21 2009

FEWEST, SEASON

17 2004
18 2003
19 2006
21 2009

MOST ATTEMPTED, SEASON

34 2005
33 2008
32 2009
30 2010
29 2007

FEWEST ATTEMPTED, SEASON

22 2003
24 2002
24 2004
25 2006
29 2007

MOST ATTEMPTED, GAME

7 at Miami, 9/7/03
5 Four times, last at Cleveland, 11/23/08
4 Nine times, last at Washington, 9/19/10
3 16 times, last vs. Baltimore, 12/13/10

MOST CONVERTED, GAME

5 Three times, last vs. Miami, 10/7/07
4 vs. Cleveland, 10/30/05
4 vs. Tennessee, 10/9/05
3 16 times, last vs. San Diego, 11/7/10

CONSECUTIVE GAMES SCORING FIELD GOALS

10 11/13/05 – 9/17/06
10 11/1/10 – 1/2/11
9 10/25/09 – 12/27/09
9 9/8/02 – 11/10/02
8 11/9/08 – 12/28/08
8 11/24/02 – 9/14/03

MOST IELD GOALS MADE, OPPONENT, SEASON

28 2007
28 2005
28 2003
25 2006
25 2008

FIELD GOALS



FEWEST FIELD GOALS MADE, OPPONENT, SEASON

20 2009
21 2010
22 2004
24 2002
25 2008

MOST FIELD GOALS ATTEMPTED, SEASON, OPPONENT

35 2003
34 2002
33 2007
32 2005
29 Three times, last in 2008
27 2010

FEWEST FIELD GOALS ATTEMPTED, SEASON, OPPONENT

23 2009
27 2010
29 Three times, last in 2008
32 2005
33 2007

MOST FIELD GOALS ATTEMPTED, GAME, OPPONENT

8 vs. Tennessee, 10/21/07*
5 four times, last at Atlanta, 9/30/07
4 12 times, at New York Jets, 11/21/10

MOST FIELD GOALS CONVERTED, OPPONENT, GAME

8 vs. Tennessee, 10/21/07*
5 at Buffalo, 9/11/05
5 vs. Cleveland, 1/2/05
4 Six times, last by Tennessee, 12/14/08

MOST FIELD GOALS, BOTH TEAMS, GAME

9 Texans 5 vs. Miami 4, 10/7/07
8 Texans 0 vs. Tennessee 8, 10/21/07
7 Two times, last Texans 3 at Atlanta 4, 9/30/07
6 Five times, last Texans 3 vs. Tennessee 3, 11/23/09
5 13 times, last Texans 2 at New York Jets 3, 11/21/10

* Indicates NFL record.

PUNTING

MOST, SEASON

116 2002
97 2003
77 2005
76 2006
73 2004

MOST, GAME

11 at Indianapolis, 12/1/02
10 Four times, last at Jacksonville, 12/7/03

FEWEST, SEASON

53 2008
55 2007
63 2010
67 2009
73 2004

FEWEST, GAME

1 Twice, last at Buffalo, 11/1/09
2 18 times, last at Philadelphia, 12/2/10
3 19 times, last vs. Jacksonville, 1/2/11
4 31 times, last at Denver, 12/26/10
5 24 times, last at Indianapolis, 11/1/10

MOST YARDS, SEASON

4,720 2002
4,028 2003
3,161 2006
3,009 2004
2,990 2005

MOST YARDS, GAME

435 at Indianapolis, 12/1/02
421 at Pittsburgh, 12/8/02
419 at Jacksonville, 12/7/03
412 vs. Dallas, 9/8/02
406 at San Diego, 9/15/02

FEWEST YARDS, SEASON

2,240 2008
2,296 2007
2,650 2010
2,866 2009
2,990 2005

FEWEST YARDS, GAME

39 at Buffalo, 11/1/09
47 vs. Miami, 10/7/07
59 vs. Cincinnati, 10/26/08
64 vs. Jacksonville, 12/24/05
72 at Philadelphia, 12/2/10

MOST PUNTS, OPPONENTS, SEASON

98 2002
76 2009
75 2003
69 2004
67 Twice; 2008 and 2010

MOST PUNTS, OPPONENTS, GAME

10 Two times, last at San Francisco, 1/1/06
9 Two times, last at Indianapolis, 12/1/02
8 Five times, last vs. Kansas City, 10/17/10

FEWEST PUNTS, OPPONENTS, SEASON

59 2007
63 2005
65 2006
67 Twice; 2008 and 2010

FEWEST PUNTS, OPPONENTS, GAME

0 Two times, last vs. Jacksonville, 10/14/07
1 Five times, last at Indianapolis, 11/16/08
2 13 times, last vs. Dallas, 9/26/10
3 29 times, last at Philadelphia, 12/2/10

MOST YARDS, OPPONENTS, SEASON

3,892 2002
3,557 2009
3,130 2003
2,978 2008
2,949 2006

MOST YARDS, OPPONENTS, GAME

427 vs. Oakland, 10/4/09
400 at Indianapolis, 12/1/02
393 Two times, last at Tennessee, 10/29/06
356 at Arizona, 10/11/09
353 at Jacksonville, 10/27/02



PUNTING

FEWEST PUNTING YARDS, OPPONENTS, SEASON

2,528 2005
2,535 2007
2,880 2004
2,930 2010
2,949 2006

FEWEST PUNTING YARDS, OPPONENTS, GAME

0 Two times, last vs. Jacksonville, 10/14/07
39 vs. Pittsburgh, 9/18/05
41 at Seattle, 10/16/05
45 at Indianapolis, 9/14/06
55 Twice, last at Indianapolis, 11/16/08

MOST PUNTS, BOTH TEAMS, SEASON

214 2002
172 2003
143 2009
142 2004
141 2006

MOST PUNTS, BOTH TEAMS, GAME

20 Two times, last Texans 11 at Indianapolis 9, 12/1/02
18 Texans 10 vs. Dallas 8, 9/8/02

FEWEST PUNTS, BOTH TEAMS, SEASON

114 2007
120 2008
130 2010
140 2005
141 2006

FEWEST PUNTS, BOTH TEAMS, GAME

2 Texans 2 at Jacksonville 0, 10/14/07
3 Three times, last Texans 2 at Indianapolis 1, 11/16/08
4 Four times, last Texans 2 vs. Jacksonville 2, 11/29/09
5 12 times, last Texans 2 at Philadelphia 3, 12/2/10
6 13 times, last Texans 2 at Washington 4, 9/19/10

HIGHEST PUNTING AVERAGE, SEASON

42.8 2009, 67 punts
42.3 2008, 53 punts
42.1 2010, 63 punts
41.7 2007, 55 punts
41.6 2006, 76 punts

LOWEST PUNTING AVERAGE, SEASON

38.8 2005, 77 punts
40.7 2002, 116 punts
41.2 2004, 73 punts
41.5 2003, 97 punts
41.6 2006, 76 punts

GAME (MINIMUM 4 PUNTS)

51.8 at Tennessee, 9/20/09, 5 punts
49.8 vs. Tennessee, 11/28/10, 4 punts
48.8 vs. Detroit, 10/19/08, 4 punts
48.2 at New York Jets, 11/26/06, 5 punts
47.8 vs. Kansas City, 10/17/10, 4 punts

HIGHEST PUNTING AVERAGE, OPPONENTS, SEASON

46.8 2009, 76 punts
45.4 2006, 65 punts
44.4 2008, 67 punts
43.7 2010, 67 punts
43.0 2007, 59 punts

HIGHEST PUNTING AVERAGE, OPPONENTS, GAME (MINIMUM 4 PUNTS)

56.8 at Dallas, 10/15/06, 4 punts
56.8 at Oakland, 12/3/06, 4 punts
53.4 vs. Oakland, 10/4/09, 8 punts
52.8 at San Diego, 10/28/07, 5 punts
50.9 at Arizona, 10/11/09, 7 punts

LOWEST PUNTING AVERAGE, OPPONENTS, SEASON

39.7 2002, 98 punts
40.1 2005, 63 punts
41.7 2004, 69 punts; 2003, 75 punts
43.0 2007, 59 punts
43.7 2010, 67 punts
44.4 2008, 67 punts

LOWEST PUNTING AVERAGE, OPPONENTS, GAME (MINIMUM 4 PUNTS)

25.7 at Washington, 12/22/02, 7 punts
30.0 vs. Miami, 10/7/07, 2 punts
31.2 at San Francisco, 1/1/06, 10 punts
31.3 vs. New England, 11/23/03, 4 punts
32.7 Twice, last at Indianapolis, 11/8/09, 3 punts

PUNT RETURNS

MOST, SEASON

53 2002
45 2009
40 2004
40 2003
33 2007

MOST, GAME

7 Twice, last vs. Oakland, 10/4/09
5 10 times, last vs. Tennessee, 11/28/10
4 19 times, last vs. Baltimore, 12/13/10

FEWEST, SEASON

23 2006
30 2005
32 2008
33 2007
35 2010

FEWEST, GAME

0 12 times, last at Jacksonville, 11/14/10
1 35 times, last at Tennessee, 12/19/10
2 42 times, last at Denver, 12/26/10

MOST YARDS, SEASON

512 2002
449 2009
386 2008
329 2004
287 2007

MOST YARDS, GAME

100 at Arizona, 10/11/09
92 vs. Baltimore, 12/15/02
87 vs. Miami, 10/12/08
86 vs. Indianapolis, 9/23/07
79 at San Diego, 9/15/02

PUNT RETURNS



FEWEST YARDS, SEASON

223 2005
235 2010
242 2006
266 2003
287 2007

FEWEST YARDS, GAME

-12 vs. Detroit, 10/19/08
-6 at Denver, 11/7/04
-4 at Tennessee, 12/2/07
-3 at Philadelphia, 12/2/10
-2 Three times, last at Miami, 12/27/09

HIGHEST AVERAGE, SEASON

12.1 2008
10.5 2006
10.0 2009
9.7 2002
8.7 2007

HIGHEST AVERAGE, GAME (MINIMUM 4 RETURNS)

21.8 vs. Miami, 10/12/08
20.0 at Arizona, 10/11/09
15.8 at San Diego, 9/15/02
18.3 at Buffalo, 11/1/09
12.5 vs. Jacksonville, 12/30/07

LOWEST AVERAGE, SEASON

6.7 2010
6.7 2003
7.4 2005
8.2 2004
8.7 2007

LOWEST AVERAGE, GAME (MINIMUM 4 RETURNS)

-6.0 vs. Detroit, 10.19.08
-2.0 at Denver, 11/7/04
-2.0 vs. Tennessee, 12/10/06
-1.3 at Tennessee, 12/2/07
-1.0 Three times, last at Miami, 12/27/09

MOST RETURNS, OPPONENTS, SEASON

58 2002
43 2003
36 2006
33 2005
30 2004

MOST RETURNS, OPPONENTS, GAME

7 vs. Dallas, 9/8/02
6 Four times, last at Jacksonville, 12/7/03
5 Three times, last vs. New York Giants, 10/10/10
4 11 times, last at Tennessee, 9/20/09

FEWEST PUNT RETURNS, OPPONENTS, SEASON

19 2007
21 2008
24 2009
29 2010
30 2004

FEWEST PUNT RETURNS, OPPONENTS, GAME

0 15 times, last at Philadelphia, 12/2/10
1 39 times, last vs. Jacksonville, 1/2/11
2 47 times, last at Denver, 12/26/10

MOST PUNT RETURN YARDS, OPPONENTS, SEASON

407 2003
328 2002
275 2006
265 2004
235 2008

MOST PUNT RETURN YARDS, OPPONENTS, GAME

80 Twice, last at Oakland, 12/21/08
73 vs. Kansas City, 9/21/03
69 at Jacksonville, 10/27/02
64 vs. Indianapolis, 9/22/02
59 at Tennessee, 10/29/06

FEWEST PUNT RETURN YARDS, OPPONENTS, SEASON

104 2009
151 2007
219 2005
233 2010
235 2008

FEWEST PUNT RETURN YARDS, OPPONENTS, GAME

-4 vs. Oakland, 10/4/09
-3 at Pittsburgh, 9/7/08
-2 at San Diego, 9/15/02
-1 at Indianapolis, 12/1/02
0 27 times, last at Philadelphia, 12/2/10

HIGHEST AVERAGE, OPPONENTS, SEASON

11.2 2008
9.5 2003
8.8 2004
8.0 2010
7.9 2007
7.6 2006

HIGHEST AVERAGE, OPPONENTS, GAME (MINIMUM 4 RETURNS)

17.3 at Jacksonville, 10/27/02
16.0 vs. Indianapolis, 9/22/02
10.5 vs. New England, 11/23/03
9.2 at Jacksonville, 12/7/03
7.8 vs. Indianapolis, 12/28/03

LOWEST PUNT RETURN AVERAGE, OPPONENTS, SEASON

4.3 2009
5.7 2002
6.6 2005
7.6 2006
7.9 2007

LOWEST PUNT RETURN AVERAGE, OPPONENTS, GAME (MINIMUM 4 RETURNS)

-0.3 at San Diego, 9/15/03
-0.2 at Indianapolis, 12/1/02
1.4 vs. Dallas, 9/8/02
3.8 at New Orleans, 9/14/03
4.0 Twice, last vs. Tennessee, 12/10/06

MOST TOUCHDOWNS, PUNT RETURNS

2 2008
1 2002

MOST TOUCHDOWNS, PUNT RETURNS, OPPONENTS

1 2008
1 2006
1 2005
1 2003



KICKOFF RETURNS

MOST, SEASON

84 2005
80 2003
77 2002
74 2007
72 2008

MOST, GAME

8 Four times, last at Indianapolis, 11/16/08
7 19 times, last at New York Jets, 11/21/10
6 12 times, last at Philadelphia, 12/2/10
5 33 times, last vs. San Diego, 11/7/10

FEWEST, SEASON

64 2009
67 2010
69 2004
71 2006
72 2007

FEWEST, GAME

1 Four times, last vs. Tennessee, 11/28/10
2 Nine times, last vs. Baltimore, 12/13/10
3 23 times, last at Denver, 12/26/10

MOST YARDS, SEASON

2,173 2005
1,961 2007
1,700 2003
1,609 2006
1,550 2008

MOST YARDS, GAME

278 vs. Kansas City, 11/20/05
266 vs. Indianapolis, 10/23/05
234 vs. Jacksonville, 12/30/07
233 vs. Indianapolis, 9/23/07
207 at Indianapolis, 11/16/08

FEWEST YARDS, SEASON

1,326 2010
1,449 2009
1,450 2004
1,529 2002
1,550 2008

FEWEST YARDS, GAME

22 vs. Tennessee, 11/28/10
23 at Chicago, 12/19/04
27 at Jacksonville, 12/26/04
28 vs. Jacksonville, 10/22/06
32 at Buffalo, 11/16/03

HIGHEST AVERAGE, SEASON

26.5 2007
25.9 2005
22.7 2006
22.6 2009
21.5 2008

HIGHEST AVERAGE, GAME (MINIMUM 4 RETURNS)

46.8 vs. Jacksonville, 12/30/07
38.0 vs. Indianapolis, 10/23/05
35.4 vs. Cleveland, 10/30/05
34.8 vs. Kansas City, 11/20/05
33.3 vs. Indianapolis, 9/23/07

LOWEST AVERAGE, SEASON

19.8 2010
19.9 2002
21.0 2004
21.3 2003
21.5 2008

LOWEST AVERAGE, GAME (MINIMUM 4 RETURNS)

10.7 at Buffalo, 11/16/03
11.5 at Chicago, 12/19/04
13.3 vs. Jacksonville, 12/24/05
13.5 at Detroit, 9/19/04
13.7 at Jacksonville, 10/14/07

MOST RETURNS, OPPONENTS, SEASON

73 2008
72 2010
71 2009
69 2007
60 2004

MOST RETURNS, OPPONENTS, GAME

7 Five times, last at Tennessee, 9/20/09
6 16 times, last vs. Baltimore, 12/13/10
5 26 times, last vs. Jacksonville, 1/2/11
4 36 times, last at Tennessee, 12/19/10

FEWEST RETURNS, OPPONENTS, SEASON

52 2006
52 2002
53 2003
55 2005
60 2004

FEWEST RETURNS, OPPONENTS, GAME

1 10 times, last at Indianapolis, 11/8/09
2 18 times, last at Denver, 12/26/10
3 29 times, last vs. New York Giants, 10/10/10

MOST RETURN YARDS, OPPONENTS, SEASON

1,741 2010
1,630 2008
1,597 2009
1,593 2007
1,386 2004

MOST RETURN YARDS, OPPONENTS, GAME

233 vs. Baltimore, 12/13/10
199 vs. Oakland, 10/3/04
191 vs. Miami, 10/7/07
189 at Buffalo, 11/1/09
187 vs. Chicago, 12/28/08

FEWEST RETURN YARDS, OPPONENTS, SEASON

1,149 2003
1,156 2002
1,194 2005
1,215 2006
1,386 2004

FEWEST RETURN YARDS, OPPONENTS, GAME

13 at Tampa Bay, 12/14/03
14 at Indianapolis, 11/8/09
17 at Denver, 11/7/04
19 Twice, last vs. Pittsburgh, 9/18/05
20 vs. New York Jets, 9/13/09

HIGHEST RETURN AVERAGE, OPPONENTS, SEASON

24.2 2010
23.4 2006
23.1 2007
23.1 2004
22.7 2010

HIGHEST RETURN AVERAGE, OPPONENTS, GAME (MINIMUM 4 RETURNS)

42.0 at Cleveland, 10/20/02
39.3 at Detroit, 9/19/04
38.8 vs. Baltimore, 12/13/10
36.3 vs. Tennessee, 10/9/05
31.8 at St. Louis, 12/20/09

KICKOFF RETURNS



LOWEST RETURN AVERAGE, OPPONENTS, SEASON

21.7 2005
21.7 2003
22.2 2002
22.3 2008
22.5 2009

LOWEST RETURN AVERAGE, OPPONENTS, GAME (MINIMUM 4 RETURNS)

15.0 vs. Green Bay, 11/21/04
15.8 vs. Dallas, 9/8/02
18.5 at New Orleans, 9/14/03
18.8 at Philadelphia, 9/29/02
19.0 Twice, last at Jacksonville, 12/7/03

MOST TOUCHDOWNS, KICKOFF RETURNS, SEASON

4 2007
2 2005
1 2009

MOST TOUCHDOWNS, KICKOFF RETURNS, GAME

2 vs. Jacksonville, 12/30/07
1 vs. Oakland, 10/4/09
1 vs. Tampa Bay, 12/9/07
1 vs. Indianapolis, 9/23/07
1 vs. Kansas City, 10/23/05
1 vs. Indianapolis, 10/23/05

MOST TOUCHDOWNS, KICKOFF RETURNS, OPPONENTS, SEASON

1 2010
1 2006
1 2004
1 2002

MOST TOUCHDOWNS, KICKOFF RETURNS, OPPONENTS, GAME

1 vs. Baltimore, 12/13/10
1 at New England, 12/17/06
1 at Detroit, 9/19/04
1 at Cleveland, 10/20/02

FUMBLES

FUMBLES, SEASON

34 2002
30 2005
28 2006 and 2008
26 2007
22 2004
21 2009
18 2003
15 2010

FUMBLES, GAME

5 Three times, last at Green Bay, 12/7/08
4 Eight times, last vs. Tennessee, 10/21/07
3 17 times, last at Indianapolis, 11/1/10
2 34 times, last at Tennessee, 12/19/10

FUMBLES LOST, SEASON

17 2007
14 2002
12 2006 and 2008
11 Three times, 2004, 2005 and 2009
9 2003
6 2010

FUMBLES LOST, GAME

3 at Green Bay, 12/7/08
3 vs. Tennessee, 10/21/07
3 at Tennessee, 10/29/06
2 20 times, last at St. Louis, 12/20/09

TOUCHDOWNS, FUMBLE RECOVERY, SEASON

3 2007 and 2004
2 2009 and 2006
1 2002

TOUCHDOWNS, FUMBLE RECOVERY, GAME

1 11 times, most recent vs. New England, 1/3/10

FUMBLES, OPPONENTS, SEASON

25 2009
24 2005
23 2007
23 2002
22 2004
19 2008
18 2003
16 Twice; 2006 and 2010

FUMBLES, OPPONENTS, GAME

5 at Chicago, 12/19/04
4 Five times, last at Denver, 12/26/10
3 16 times, last at Pittsburgh, 9/7/08
2 27 times, last at Philadelphia, 12/2/10

MOST FUMBLES LOST, OPPONENTS, SEASON

14 2007
13 2009
11 2006 and 2002
10 2008
9 2005
8 2004 and 2003
5 2010

MOST FUMBLES LOST, OPPONENTS, GAME

3 Three times, last vs. Jacksonville, 10/14/07
2 20 times, last at Cincinnati, 10/18/09
1 37 times, last vs. Jacksonville, 1/2/11

MOST TOUCHDOWNS, FUMBLE RECOVERY, OPPONENTS, SEASON

2 2006
1 Six times, last 2008

MOST TOUCHDOWNS, FUMBLE RECOVERY, OPPONENTS, GAME

1 Eight times, most recent vs. Indianapolis, 10/5/08



INTERCEPTIONS

INTERCEPTIONS THROWN, SEASON

21 2007
20 2008
18 2003
17 2009
15 2002

INTERCEPTIONS THROWN, GAME

4 Three times, last vs. Baltimore, 11/9/08
3 Seven times, last at Jacksonville, 12/6/09
2 26 times, last vs. Baltimore, 12/13/10

FEWEST INTERCEPTIONS THROWN, SEASON

12 2010
13 2006
13 2005
14 2004
15 2002

FEWEST INTERCEPTIONS THROWN, GAME

0 49 times, last vs. Jacksonville, 1/2/11
1 58 times, last at Denver, 12/26/10

MOST INTERCEPTIONS THROWN, OPPONENTS, SEASON

22 2004
14 2003 and 2009
13 2010
12 2008
11 2007

MOST INTERCEPTIONS THROWN, OPPONENT, GAME

4 Two times, last at Jacksonville, 11/12/06
3 Five times, last vs. Tennessee, 11/28/10
2 21 times, last vs. New York Giants, 10/10/10

FEWEST INTERCEPTIONS THROWN, OPPONENTS, SEASON

7 2005
10 2002
11 2006 and 2007
12 2008
13 2010

FEWEST INTERCEPTIONS THROWN, OPPONENT, GAME

0 66 times, last vs. Baltimore, 12/13/10
1 49 times, last vs. Jacksonville, 1/2/11

MOST INTERCEPTION RETURN YARDS, SEASON

393 2004
212 2009
205 2003
188 2002
178 2008

MOST INTERCEPTION RETURN YARDS, GAME

135 at Pittsburgh, 12/8/02
102 at Kansas City, 9/26/04
95 vs. Tennessee, 12/21/03
86 vs. Oakland, 10/3/04
70 vs. Seattle, 12/13/09

MOST INTERCEPTION RETURN YARDS, OPPONENTS, SEASON

294 2009
277 2002
230 2007
225 2005
221 2008

MOST INTERCEPTION RETURN YARDS, OPPONENT, GAME

106 vs. Cincinnati, 11/3/02
99 at Tennessee, 9/21/08
96 at San Diego, 10/28/07
91 vs. New England, 1/3/10
77 at Indianapolis, 11/14/04

TOTAL TURNOVERS

MOST GIVEAWAYS, SEASON

38 2007 (21 interceptions, 17 fumbles)
32 2008 (20 interceptions, 12 fumbles)
29 2002 (15 interceptions, 14 fumbles)
28 2009 (17 interceptions, 11 fumbles)
27 2003 (18 interceptions, 9 fumbles)

FEWEST GIVEAWAYS, SEASON

18 2010 (12 interceptions, 6 fumbles)
24 2005 (13 interceptions, 11 fumbles)
25 2006 (13 interceptions, 12 fumbles)
25 2004 (14 interceptions, 11 fumbles)

MOST GIVEAWAYS, GAME

6 vs. Tennessee, 10/21/07 (3 fumbles, 3 interceptions)
5 at San Diego, 10/28/07 (1 fumble, 4 interceptions)
5 at Tennessee, 10/29/06 (3 fumbles, 2 interceptions)
5 at Buffalo, 9/11/05 (2 fumbles, 3 interceptions)
4 8 times, last at Green Bay, 12/7/08 (3 fumbles, 1 interception)

FEWEST GIVEAWAYS, GAME

0 25 times, last vs. Jacksonville, 1/2/11
1 43 times, last at Denver, 12/26/10 (1 interception)

MOST TAKEAWAYS, SEASON

30 2004 (22 interceptions, 8 fumble recoveries)
27 2009 (14 interceptions, 13 fumble recoveries)
25 2007 (11 interceptions, 14 fumble recoveries)
22 2008 (12 interceptions, 10 fumble recoveries)
22 2006 (11 interceptions, 11 fumble recoveries)
22 2003 (14 interceptions, 8 fumble recoveries)

FEWEST TAKEAWAYS, SEASON

16 2005 (7 interceptions, 9 fumble recoveries)
18 2010 (13 interceptions, 5 fumble recoveries)
21 2002 (10 interceptions, 11 fumble recoveries)

MOST TAKEAWAYS, GAME

5 at Pittsburgh, 12/8/02 (2 interceptions, 3 fumble recoveries)
5 vs. Jacksonville, 9/28/03 (3 interceptions, 2 fumble recoveries)
5 vs. Oakland, 10/3/04 (3 interceptions, 2 fumble recoveries)
5 at Oakland, 12/3/06 (2 interceptions, 3 fumble recoveries)
5 at Cleveland, 11/23/08 (3 interceptions, 2 fumble recoveries)

FEWEST TAKEAWAYS, GAME

0 40 times, last vs. Baltimore (OT), 12/13/10
1 47 times, last at Denver, 12/26/10 (1 interception)

SACKS



SACKS, SEASON

37	2005
35	2002
31	2007
30	2009 and 2010
28	2006
25	2008
24	2004
20	2003

GAME

7	vs. St. Louis, 11/27/05
6	Twice, last vs. Arizona, 12/18/05
5	Six times, last vs. Baltimore, 12/13/10

SACKS, OPPONENTS, SEASON

76	2002
68	2005
49	2004
43	2006
36	2003
32	2008 and 2010
25	2009
22	2007

GAME

9	at San Diego, 9/15/02
8	vs. Pittsburgh, 9/18/05
8	at Cleveland, 10/20/02
7	Three times, last vs. Tennessee, 10/9/05
6	Five times, last at Tennessee, 12/11/05

SAFETIES

SEASON

3	2002
2	2009

SEASON, OPPONENTS

2	2003
1	2008
1	2004
1	2002

GAME

1	at Jacksonville, 12/6/09
1	vs. Oakland, 10/4/09
1	vs. Baltimore, 12/15/02
1	vs. New York Giants, 11/24/02
1	vs. Dallas, 9/8/02

GAME, OPPONENT

2	at Buffalo, 11/16/03
1	at Jacksonville, 10/27/02
1	vs. Baltimore, 11/9/08
1	at Chicago, 12/19/04

PENALTIES

MOST PENALTIES, SEASON

136	2002
121	2003
106	2005
106	2004
95	2009

MOST PENALTIES, GAME

14	at Indianapolis, 12/1/02
13	at Indianapolis, 11/8/09
13	at Seattle, 10/16/05
12	at San Diego, 9/15/02
11	Nine times, last vs. Tennessee, 12/14/08

FEWEST PENALTIES, SEASON

80	2008
82	2007
90	2006 and 2010
95	2009

FEWEST PENALTIES, GAME

1	Five times, last vs. Oakland, 10/4/09
2	Four times, last at Jacksonville, 9/28/08
3	13 times, last at Denver, 12/26/10
4	15 times, last at Philadelphia, 12/2/10
5	25 times, last vs. Jacksonville, 1/2/11

MOST YARDS PENALIZED, SEASON

1,011	2002
961	2003
928	2004
854	2005
833	2009

MOST YARDS PENALIZED, GAME

129	vs. Indianapolis, 11/29/09
127	vs. Tennessee, 12/14/08
109	at Denver, 11/7/04
103	at Indianapolis, 11/8/09
95	at Seattle, 10/16/05

FEWEST YARDS PENALIZED, SEASON

629	2007
664	2008
690	2010
761	2006
833	2009

FEWEST YARDS PENALIZED, GAME

5	Three times, last vs. Oakland, 10/4/09
10	at Tennessee, 9/21/08
15	Seven times, last at Miami, 12/27/09
17	vs. Jacksonville, 10/22/06
18	at Pittsburgh, 12/8/02



PENALTIES

MOST PENALTIES, OPPONENTS, SEASON

123	2004
105	2005 and 2010
102	2002
96	2006 and 2003

MOST PENALTIES, OPPONENTS, GAME

14	at Cincinnati, 10/2/05
13	Two times, last vs. Oakland, 10/3/04
12	Two times, last at Tennessee, 12/19/10
11	Five times, last at Philadelphia, 12/2/10
10	Five times, last vs. Tennessee, 11/28/10

FEWEST PENALTIES, OPPONENTS, SEASON

81	2007 and 2008
92	2009
96	2003 and 2006
102	2002

FEWEST PENALTIES, OPPONENTS, GAME

1	Two times, last at New York Jets, 11/26/06
2	10 times, last vs. Jacksonville, 1/2/11
3	Eight times, last vs. Baltimore, 12/13/10
4	21 times, last at Denver, 12/26/10
5	20 times, last vs. Kansas City, 10/17/10

MOST YARDS PENALIZED, OPPONENTS, SEASON

979	2004
955	2002
851	2010
846	2005
792	2006

MOST YARDS PENALIZED, OPPONENTS, GAME

128	vs. Buffalo, 10/13/02
126	vs. Washington, 9/24/06
117	Two times, last at Cincinnati, 10/2/05
100	vs. Cincinnati, 11/3/02
90	vs. Green Bay, 11/21/04

FEWEST YARDS PENALIZED, OPPONENTS, SEASON

614	2007
659	2008
728	2009
767	2003
792	2006

FEWEST YARDS PENALIZED, OPPONENTS, GAME

5	Two times, last at New York Jets, 11/26/06
9	vs. New York Jets, 10/19/03
10	Two times, last vs. Chicago, 12/28/08
13	at Indianapolis, 10/26/03
14	at Oakland, 12/21/08

MOST PENALTIES, BOTH TEAMS, SEASON

238	2002
229	2004
217	2003
211	2005
195	2010

MOST PENALTIES, BOTH TEAMS, GAME

24	Texans 11 vs. Buffalo 13, 10/13/02
23	Twice, last Texans 9 at Cincinnati 14, 10/2/05
21	Twice, last Texans 9 at Tennessee 12, 12/19/10
20	Twice, last Texans 11 at New Orleans 9, 9/14/03

FEWEST PENALTIES, BOTH TEAMS, SEASON

161	2008
163	2007
186	2006
187	2009
195	2010

FEWEST PENALTIES, BOTH TEAMS, GAME

3	Texans 1 at Oakland 2, 12/21/08
4	Texans 2 at Jacksonville 2, 9/28/08
5	Texans 1 vs. Miami 4, 10/12/08
6	Three times, last Texans 4 vs. Indianapolis 2, 12/24/06

MOST YARDS PENALIZED, BOTH TEAMS, SEASON

1,966	2002
1,907	2004
1,728	2003
1,700	2005
1,561	2009

MOST YARDS PENALIZED, BOTH TEAMS, GAME

207	Texans 90 at Cincinnati 117, 10/2/05
203	Texans 75 vs. Buffalo 128, 10/13/02
197	Texans 80 vs. Dallas 117, 9/8/02
191	Texans 127 vs. Tennessee 64, 12/14/08

HOUSTON TEXANS

TEXANS KICKOFF





TEXANS ALPHABETIC ROSTER

(As of Sept. 5, 2011)

NO.	NAME	POS	HT	WT	AGE	NFL EXP	COLLEGE	HIGH SCHOOL HOMETOWN	HOW ACQUIRED
30	Allen, Jason	CB	6-1	200	28	6	Tennessee	Muscle Shoals, Ala.	W-10 (MIA)
61	Austin, Thomas	CB	6-4	310	24	1	Clemson	Camden, S.C.	W-11 (NE)
34	Barber, Dominique	SS	6-0	213	25	4	Minnesota	Wayzata, Minn.	D6-08
98	Barwin, Connor	OLB	6-4	260	24	3	Cincinnati	Detroit, Mich.	D2-09
50	Braman, Bryan	OLB	6-5	230	24	R	West Texas A&M	Spokane, Wash.	CFA-11
65	Brisiel, Mike	G	6-5	302	28	4	Colorado State	Fayetteville, Ark.	CFA-06
76	Brown, Duane	T	6-4	312	26	4	Virginia Tech	Richmond, Va.	D1-08
93	Bulman, Tim	DE	6-4	273	28	5	Boston College	Dorchester, Mass.	FA-06
78	Butler, Rashad	T	6-4	309	28	6	Miami (Fla.)	West Palm Beach, Fla.	W-07 (CAR)
62	Caldwell, Antoine	G	6-3	311	25	3	Alabama	Montgomery, Ala.	D3-09
6	Carmichael, Roc	CB	5-10	182	22	R	Virginia Tech	Clinton, Md.	D4-11
86	Casey, James	FB	6-3	240	26	3	Rice	Azle, Texas	D5-09
95	Cody, Shaun	NT	6-4	304	28	7	Southern California	Hacienda Heights, Calif.	UFA-09 (DET)
56	Cushing, Brian	ILB	6-3	259	24	3	Southern California	Park Ridge, N.J.	D1-09
81	Daniels, Owen	TE	6-3	242	28	6	Wisconsin	Naperville, Ill.	D4-06
52	Dobbins, Tim	ILB	6-1	246	28	6	Iowa State	Nashville, Tenn.	FA-11
55	Dreessen, Joel	TE	6-4	245	29	6	Colorado State	Fort Morgan, Colo.	FA-07
23	Foster, Arian	RB	6-1	227	25	3	Tennessee	San Diego, Calif.	CFA-09
88	Graham, Garrett	TE	6-3	240	25	2	Wisconsin	Brick, N.J.	D4b-10
26	Harris, Brandon	CB	5-10	191	21	R	Miami (Fla.)	Miami, Fla.	D2b-11
2	Hartmann, Brett	P	6-2	226	24	R	Central Michigan	Menomonee Falls, Wisc.	CFA-11
25	Jackson, Kareem	CB	5-10	195	23	2	Alabama	Macon, Ga.	D1-10
96	Jamison, Tim	DE	6-3	273	25	3	Michigan	Harvey, Ill.	CFA-09
80	Johnson, Andre	WR	6-3	223	30	9	Miami (Fla.)	Miami, Fla.	D1-03
89	Johnson, Bryant	WR	6-3	215	30	9	Penn State	Baltimore, Md.	FA-11
12	Jones, Jacoby	WR	6-2	210	27	5	Lane College	New Orleans, La.	D3-07
24	Joseph, Johnathan	CB	5-11	190	27	6	South Carolina	Rock Hill, S.C.	UFA-11 (CIN)
11	Leinart, Matt	QB	6-5	232	28	6	Southern California	Santa Ana, Calif.	FA-10
38	Manning, Denial	FS	5-11	202	29	6	Abilene Christian	Corsicana, Texas	UFA-11 (CHI)
21	McCain, Brice	CB	5-9	184	24	3	Utah	Terrell, Texas	D6-09
22	McManis, Sherrick	CB	6-1	193	23	2	Northwestern	Peoria, Ill.	D5-10
92	Mitchell, Earl	NT	6-3	291	23	2	Arizona	Galena Park, Texas	D3-10
55	Myers, Chris	C	6-4	296	29	7	Miami (Fla.)	Miami, Fla.	T-08 (DEN)
75	Newton, Derek	T	6-6	314	23	R	Arkansas State	Utica, Miss.	D7a-11
33	Nolan, Troy	FS	6-2	206	24	3	Arizona State	Woodland Hills, Calif.	D7-09
29	Quin, Glover	SS	6-0	203	25	3	New Mexico	Summit, Miss.	D4a-09
4	Rackers, Neil	K	6-1	215	35	12	Illinois	St. Louis, Mo.	UFA-10 (ARI)
58	Reed, Brooks	OLB	6-3	263	24	R	Arizona	Tucson, Ariz.	D2a-11
9	Ryans, DeMeco	ILB	6-1	248	27	6	Alabama	Bessemer, Ala.	D2-06
8	Schaub, Matt	QB	6-5	239	30	8	Virginia	West Chester, Pa.	T-07 (ATL)
51	Sharpton, Darryl	ILB	5-11	248	23	2	Miami (Fla.)	Coral Gables, Fla.	D4-10
20	Staton, Steve	RB	5-9	206	25	4	West Virginia	Levittown, Pa.	D3b-08
94	Smith, Antonio	DE	6-4	275	29	8	Oklahoma State	Oklahoma City, Okla.	UFA-09 (ARI)
74	Smith, Wade	G	6-4	309	30	8	Memphis	Dallas, Texas	UFA-10 (KC)
44	Tate, Ben	RB	5-11	219	23	2	Auburn	Salisbury, Md.	D2-10
47	Vickers, Lawrence	FB	6-0	250	28	6	Colorado	Beaumont, Texas	UFA-11 (CLE)
83	Walter, Kevin	WR	6-3	218	30	9	Eastern Michigan	Vernon Hills, Ill.	RFA-06 (CIN)
32	Ward, Derrick	RB	5-11	228	31	8	Ottawa (Kansas)	Moreno Valley, Calif.	FA-10
99	Watt, J.J.	DE	6-5	290	22	R	Wisconsin	Pewaukee, Wisc.	D1-11
46	Weeks, Jon	LS	5-10	254	25	2	Baylor	Bethpage, N.Y.	FA-10
90	Williams, Mario	OLB	6-6	290	26	6	North Carolina State	Richlands, N.C.	D1-06
73	Winston, Eric	T	6-7	316	27	6	Miami (Fla.)	Midland, Texas	D3b-06
13	Yates, T.J.	QB	6-4	220	24	R	North Carolina	Marietta, Ga.	D5b-11

RESERVE/INJURED LIST (6)

18	Jean, Lestar	WR	6-3	215	23	R	Florida Atlantic	Miami, Fla.	CFA-11
77	Morris, Darius	G	6-4	315	23	R	Temple	Long Branch, N.J.	D7b-11
57	Ozougwu, Cheta	ILB	6-2	255	22	R	Rice	Houston, Texas	D6-07
71	Smith, Shelley	G	6-4	299	24	2	Colorado State	Phoenix, Ariz.	D6a-10
64	Studdard, Kasey	G	6-3	304	27	5	Texas	Lone Tree, Colo.	CFA-11
82	Toliver, Terrence	WR	6-5	204	23	R	LSU	Hempstead, Texas	CFA-11

PRACTICE SQUAD (7)

54	Alexander, Mister	ILB	6-3	227	23	R	Florida State	Aldine, Texas	CFA-11
63	Barbieri, Howard	C	6-5	300	23	R	Rutgers	Leonardo, N.J.	D6b-10
66	Gardner, Andrew	OT	6-6	305	25	2	Georgia Tech	Tyrone, Ga.	FA-10
16	Holliday, Trindon	WR	5-5	169	25	2	LSU	Zachary, La.	D5a-11
31	Keo, Shiloh	FS	5-11	219	23	R	Idaho	Everett, Wash.	CFA-11
15	Maehl, Jeff	WR	6-0	190	22	R	Oregon	Paradise, Calif.	CFA-11
27	Ogbonnaya, Chris	RB	6-0	225	25	2	Texas	Houston, Texas	FA-11

Head Coach: Gary Kubiak

Assistant Coaches: Rick Dennison (Offensive Coordinator); Joe Marciano (Special Teams Coordinator); Wade Phillips (Defensive Coordinator); John Benton (Offensive Line); Perry Carter (Asst. Defensive Backs); Chick Harris (Running Backs); Reggie Herring (Linebackers); Vance Joseph (Defensive Backs); Bobby King (Defensive Assistant); Larry Kirksey (Wide Receivers); Greg Knapp (Quarterbacks); Bill Kollar (Asst. Head Coach/Defensive Line); Marc Lubick (Offensive Asst.); Brian Pariani (Tight Ends); Frank Pollack (Asst. Offensive Line); Jim Ryan (Offensive Assistant); Matt Scholtz (Asst. Strength & Conditioning); Cedric Smith (Strength & Conditioning)

Pronunciation Guide: Howard Barbieri - bar-B-AIR-ee; Bryan Braman - BRAY-man; Joel Dreessen - DREE-sen; Lestar Jean - Leh-STAR JEEN; Jeff Maehl - MAIL; Shiloh Keo - SHY-lo K-yo; Sherrick McManis - SHARE-rick nick-MAN-us; Chris Ogbonnaya - O-BONN-lah; Cheta Ozougwu - Chet-ah O-ZOOG-woo; Glover Quin - GLOW-ver; DeMeco Ryans - Deh-MEE-co; Matt Schaub - SHOBB.

TEXANS NUMERIC ROSTER



(As of Sept. 5, 2011)

NO.	NAME	POS	HT	WT	NFL AGE	EXP	COLLEGE	HIGH SCHOOL HOMETOWN	HOW ACQUIRED
2	Brett Hartmann	P	6-2	226	24	R	Central Michigan	Menomonee Falls, Wisc.	CFA-'11
4	Neil Rackers	K	6-1	215	35	12	Illinois	St. Louis, Mo.	UFA-'10 (ARI)
8	Matt Schaub	QB	6-5	239	30	8	Virginia	West Chester, Pa.	T-'07 (ATL)
11	Matt Leinart	QB	6-5	232	28	6	Southern California	Santa Ana, Calif.	FA-'10
12	Jacoby Jones	WR	6-2	210	27	5	Lane College	New Orleans, La.	D3-'07
13	T.J. Yates	QB	6-4	220	24	R	North Carolina	Marietta, Ga.	D5b-'11
20	Steve Slaton	RB	5-9	206	25	4	West Virginia	Levittown, Pa.	D3b-'08
21	Brice McCain	CB	5-9	184	24	3	Utah	Terrell, Texas	D6-'09
22	Sherrick McManis	CB	6-1	193	23	2	Northwestern	Peoria, Ill.	D5-'10
23	Arian Foster	RB	6-1	227	25	3	Tennessee	San Diego, Calif.	CFA-'09
24	Johnathan Joseph	CB	5-11	190	27	6	South Carolina	Rock Hill, S.C.	UFA-'11 (CIN)
25	Kareem Jackson	CB	5-10	195	23	2	Alabama	Macon, Ga.	D1-'10
26	Brandon Harris	CB	5-10	191	21	R	Miami (Fla.)	Miami, Fla.	D2b-'11
29	Glover Quin	SS	6-0	203	25	3	New Mexico	Summitt, Miss.	D4a-'09
30	Jason Allen	CB	6-1	200	28	6	Tennessee	Muscle Shoals, Ala.	W-'10 (MIA)
32	Derrick Ward	RB	5-11	228	31	8	Ottawa (Kansas)	Moreno Valley, Calif.	FA-'10
33	Troy Nolan	FS	6-2	206	24	3	Arizona State	Woodland Hills, Calif.	D7-'09
34	Dominique Barber	SS	6-0	213	25	4	Minnesota	Wayzata, Minn.	D6-'08
36	Roc Carmichael	CB	5-10	182	22	R	Virginia Tech	Clinton, Md.	D4-'11
38	Dananiel Manning	FS	5-11	202	29	6	Ablene Christian	Coriscana, Texas	UFA-'11 (CHI)
44	Ben Tate	RB	5-11	219	23	2	Auburn	Salisbury, Md.	D2-'10
46	Jon Weeks	LS	5-10	254	25	2	Baylor	Bethpage, N.Y.	FA-'10
47	Lawrence Vickers	FB	6-0	250	28	6	Colorado	Beaumont, Texas	UFA-'11 (CLE)
50	Bryan Braman	OLB	6-5	230	24	R	West Texas A&M	Spokane, Wash.	CFA-'11
51	Darryl Sharpton	ILB	5-11	248	23	2	Miami (Fla.)	Coral Gables, Fla.	D4a-'10
52	Tim Dobbins	ILB	6-1	246	28	6	Iowa State	Nashville, Tenn.	FA-'11
55	Chris Myers	C	6-4	296	29	7	Miami (Fla.)	Miami, Fla.	T-'08 (DEN)
56	Brian Cushing	ILB	6-3	259	24	3	Southern California	Park Ridge, N.J.	D1-'09
58	Brooks Reed	OLB	6-3	263	24	R	Arizona	Tucson, Ariz.	D2a-'11
59	DeMeco Ryans	ILB	6-1	248	27	6	Alabama	Bessemer, Ala.	D2-'06
61	Thomas Austin	G	6-4	310	24	1	Clemson	Camden, S.C.	W-'11 (NE)
62	Antoine Caldwell	G	6-3	311	25	3	Alabama	Montgomery, Ala.	D3-'09
65	Mike Brisiel	G	6-5	302	28	4	Colorado State	Fayetteville, Ark.	CFA-'06
73	Eric Winston	T	6-7	316	27	6	Miami (Fla.)	Midland, Texas	D3b-'06
74	Wade Smith	G	6-4	309	30	8	Memphis	Dallas, Texas	UFA-'10 (KC)
75	Derek Newton	T	6-6	314	23	R	Arkansas State	Utica, Miss.	D7a-'11
76	Duane Brown	T	6-4	312	26	4	Virginia Tech	Richmond, Va.	D1-'08
78	Rashad Butler	T	6-4	309	28	6	Miami (Fla.)	West Palm Beach, Fla.	W-'07 (CAR)
80	Andre Johnson	WR	6-3	223	30	9	Miami (Fla.)	Miami, Fla.	D1-'03
81	Owen Daniels	TE	6-3	242	28	6	Wisconsin	Naperville, Ill.	D4-'06
83	Kevin Walter	WR	6-3	218	30	9	Eastern Michigan	Vernon Hills, Ill.	RFA-'06 (CIN)
85	Joel Dreessen	TE	6-4	245	29	6	Colorado State	Fort Morgan, Colo.	FA-'07
86	James Casey	FB	6-3	240	26	3	Rice	Azle, Texas	D5-'09
88	Garrett Graham	TE	6-3	240	25	2	Wisconsin	Brick, N.J.	D4b-'10
89	Bryant Johnson	WR	6-3	215	30	9	Penn State	Baltimore, Md.	FA-'11
90	Mario Williams	OLB	6-6	290	26	6	North Carolina State	Richlands, N.C.	D1-'06
92	Earl Mitchell	NT	6-3	291	23	2	Arizona	Galena Park, Texas	D3-'10
93	Tim Bulman	DE	6-4	273	28	5	Boston College	Dorchester, Mass.	FA-'06
94	Antonio Smith	DE	6-4	275	29	8	Oklahoma State	Oklahoma City, Okla.	UFA-'09 (ARI)
95	Shaun Cody	NT	6-4	304	28	7	Southern California	Hacienda Heights, Calif.	UFA-'09 (DET)
96	Tim Jamison	DE	6-3	273	25	3	Michigan	Harvey, Ill.	CFA-'09
98	Connor Barwin	OLB	6-4	260	24	3	Cincinnati	Detroit, Mich.	D2-'09
99	J.J. Watt	DE	6-5	290	22	R	Wisconsin	Pewaukee, Wisc.	D1-'11

RESERVE/INJURED LIST (6)

18	Lestar Jean	WR	6-3	215	23	R	Florida Atlantic	Miami, Fla.	CFA-'11
57	Cheta Ozougwu	ILB	6-2	255	22	R	Rice	Houston, Texas	D7b-'11
64	Kasey Studdard	G	6-3	304	27	5	Texas	Lone Tree, Colo.	D6-'07
71	Shelley Smith	G	6-4	299	24	2	Colorado State	Phoenix, Ariz.	D6a-'10
77	Darius Morris	G	6-4	315	23	R	Temple	Long Branch, N.J.	CFA-'11
82	Terrence Toliver	WR	6-5	204	23	R	LSU	Hempstead, Texas	CFA-'11

PRACTICE SQUAD (7)

15	Jeff Maehl	WR	6-0	190	22	R	Oregon	Paradise, Calif.	CFA-'11
16	Trindon Holliday	WR	5-5	169	25	2	LSU	Zachary, La.	D6b-'10
27	Chris Ogbonnaya	RB	6-0	225	25	2	Texas	Houston, Texas	FA-'10
31	Shiloh Keo	FS	5-11	219	23	R	Idaho	Everett, Wash.	D5a-'11
54	Mister Alexander	ILB	6-3	227	23	R	Florida State	Aldine, Texas	CFA-'11
63	Howard Barbieri	C	6-5	300	23	R	Rutgers	Leonardo, N.J.	CFA-'11
66	Andrew Gardner	OT	6-6	305	25	2	Georgia Tech	Tyrene, Ga.	FA-'11

Head Coach: Gary Kubiak

Assistant Coaches: Rick Dennison (Offensive Coordinator); Joe Marciano (Special Teams Coordinator); Wade Phillips (Defensive Coordinator); John Benton (Offensive Line); Perry Carter (Asst. Defensive Backs); Chick Harris (Running Backs); Reggie Herring (Linebackers); Vance Joseph (Defensive Backs); Bobby King (Defensive Assistant); Larry Kirksey (Wide Receivers); Greg Knapp (Quarterbacks); Bill Kollar (Asst. Head Coach/Defensive Line); Marc Lubick (Offensive Asst.); Brian Pariani (Tight Ends); Frank Pollack (Asst. Offensive Line); Jim Ryan (Offensive Assistant); Matt Schiotz (Asst. Strength & Conditioning); Cedric Smith (Head Strength & Conditioning).

Pronunciation Guide: Howard Barbieri - bar-B-AIR-ee; Bryan Braman - BRAY-man; Joel Dreessen - DREE-sen; Lestar Jean - Leh-STAR JEEN; Jeff Maehl - MAIL; Shiloh Keo - SHY-lo K-yo; Sherrick McManis - SHARE-rick nick-MAN-us; Chris Ogbonnaya - O-BONN-lah; Cheta Ozougwu - Chet-ah O-ZOOG-woo; Glover Quin - GLOW-ver; DeMeco Ryans - Deh-MEE-co; Matt Schaub - SHOBB.



HOW THE TEXANS WERE BUILT

Year	College Draft (31)	Trades (2)	Free Agents (30)
2002 (4-12 4th, AFC South)	None	None	None
2003 (5-11, 4th AFC South)	WR Andre Johnson (1)	None	None
2004 (7-9, 3rd AFC South)	None	None	None
2005 (2-14, 4th AFC South)	None	None	None
2006 (6-10, 4th AFC South)	DE Mario Williams (1) LB DeMeco Ryans (2) T Eric Winston (3-b) TE Owen Daniels (4)		G Mike Brisiel (FA) DE Tim Bulman (FA) WR Kevin Walter (RFA-CIN)
2007 (8-8, 4th AFC South)	WR Jacoby Jones (3) G Kasey Studdard (6) (IR)	QB Matt Schaub (ATL)	T Rashad Butler (W-CAR) TE Joel Dreessen (FA)
2008 (8-8, 3rd AFC South)	T Duane Brown (1) RB Steve Slaton (3b) FS Dominique Barber (6)	C Chris Myers (DEN)	
2009 (9-7, 2nd AFC South)	LB Brian Cushing (1) DE Connor Barwin (2) G Antoine Caldwell (3) CB Glover Quin (4a) TE James Casey (5) CB Brice McCain (6) S Troy Nolan (7)		DT Shaun Cody (UFA-DET) RB Arian Foster (FA) DE Antonio Smith (UFA-ARI)
2010 (6-10, 3rd AFC South)	CB Kareem Jackson (1) RB Ben Tate (2) DT Earl Mitchell (3) LB Darryl Sharpton (4a) TE Garrett Graham (4b) CB Sherrick McManis (5) G Shelley Smith (6a) (IR) WR Trindon Holliday (6b) (PS)		CB Jason Allen (W-MIA) DE Tim Jamison (FA) QB Matt Leinart (FA) K Neil Rackers (UFA-ARI) G Wade Smith (UFA-KC) RB Derrick Ward (FA) LS Jon Weeks (FA)
2011 (0-0)	DE J.J. Watt (1) OLB Brooks Reed (2a) CB Brandon Harris (2b) CB Roc Carmichael (4) FS Shiloh Keo (5a) (PS) QB T.J. Yates (5b) T Derek Newton (7a) ILB Cheta Ozougwu (7b) IR		G Thomas Austin (W-NE) OLB Bryan Braman (CFA) ILB Tim Dobbins (FA) P Brett Hartmann (CFA) WR Lestar Jean (CFA) (IR) WR Bryant Johnson (FA) CB Johnathan Joseph (UFA-CIN) FS Danieal Manning (UFA-CHI) G Darius Morris (CFA) (IR) WR Terrence Toliver (CFA) (IR) FB Lawrence Vickers (UFA-CLE)

RELIANT STADIUM



The city of Houston always has been on the cutting edge of stadium development. Houston first introduced the Astrodome, which opened in 1965 as the world's first domed stadium. The trend continued in 2002 with the debut of Reliant Stadium.

The first NFL stadium with a retractable roof, Reliant Stadium opened for business on Aug. 24, 2002, as the Texans hosted the Miami Dolphins in the preseason. Houston's regular-season debut against Dallas on Sept. 8 was televised nationally on ESPN. The Texans stunned the Cowboys 19-10 before a raucous crowd, unveiling a gameday atmosphere that would become a staple throughout the Texans' inaugural campaign.

Counting preseason contests, the Texans have played to 90 consecutive sellouts and set a team record in 2010 with 568,643 fans during the regular season, an average of 71,080 per game. The Texans' largest crowd through nine seasons was 71,456 for their game against the Dallas Cowboys in September 2010, the largest non-Super Bowl football crowd in the city's history.

Speaking of the Super Bowl, the world's biggest sports spectacle returned to Houston for the first time in 30 years in 2004 as Reliant Stadium hosted a memorable Super Bowl XXXVIII between the New England Patriots and Carolina Panthers. The Patriots won 32-29 on Adam Vinatieri's 41-yard field goal with four seconds remaining before a crowd of 71,525. The event also featured elaborate pregame and halftime shows featuring the likes of Aerosmith, Beyoncé, Kid Rock, P. Diddy, Nelly, Toby Keith and Willie Nelson.

Reliant Stadium has hosted numerous college football games, including the annual Meineke Care Care Bowl of Texas and the 2002 and 2005 Big 12 Championship Games. The stadium also has played host to Texas vs. Rice, the 2007 East-West Shrine Game and the annual Battle of the Piney Woods. Reliant Stadium housed the NCAA Men's Basketball Tournament Sweet 16 in 2008 and 2010 and hosted the Final Four in 2011. The Final Four will return 2016.

Reliant Stadium also has become one of the nation's leading soccer venues. The U.S. Men's National Soccer Team hosted Mexico in May 2003 in the two teams' first match since their 2002 World Cup meeting. In 2005, Reliant Stadium hosted the championship matches of the Mexican League's InterLiga qualification competition. The stadium hosted another U.S.-Mexico match and a Mexico-Belize World Cup qualifier in 2008 and hosted matches in the CONCACAF Gold Cup in 2005, 2007, 2009 and the 2011 semifinals.

The Houston Livestock Show & Rodeo continued to play to a packed

house in 2011, boasting such acts as Janet Jackson, Brad Paisley, Keith Urban, KISS, Selina Gomez, Kid Rock and Lady Antebellum. Reliant Stadium also has played host to concerts by U2, The Rolling Stones, Metallica, George Strait and Kenny Chesney, and premier events including WrestleMania XXV, Disney on Ice and the Ringling Bros. and Barnum & Bailey Circus.

Ground broke on Reliant Stadium on March 9, 2000. The stadium, covering 1.9 million square feet, features 44,000 seats on the sideline. There are 8,400 club seats and 195 suites.

With the innovation of the retractable roof, Houston returned to outdoor NFL action in 2002 for the first time since Super Bowl VIII at Rice Stadium in 1974. The roof is made of translucent, Teflon-coated fiberglass fabric and takes 10 minutes to open and close. When it opens, the roof splits at the 50-yard line and docks in the end zones.

The climate-controlled stadium also features a natural grass-playing surface. The grass is grown on eight-foot square trays, then transported to the stadium.

Reliant Stadium features an open view of the playing field from the main concourse and on the club level. The main concourse is 40 feet wide, which makes it one of the largest in the NFL. Each concession stand has multiple televisions that enable Texans fans to stay on top of the action.

The Texans' front office is located on the south end of the stadium, enabling the club's day-to-day operations to be under one roof. Players report to the stadium to take part in film sessions, practice, treatment and training. The 10,000-square-foot weight room is among the largest in the league. The players also can take advantage of a three-lane lap pool.

Houston's working media has its own work area on the ground level of Reliant Stadium. Texans head coach Gary Kubiak conducts his weekly press conference and post-game press conferences in one of the team's two media auditoriums on the ground level. The stadium's press box is located on the eighth level of the stadium's west side, flanking Kirby Drive.

Across the street, the Methodist Training Center features three outdoor grass practice fields. One field is lit for night sessions during training camp. The Methodist Training Center also features an indoor practice field outfitted with FieldTurf. The air-supported structure offers the team a seamless transition from outdoor to indoor practice in case of inclement weather. The state-of-the-art facility also doubles as the team's training camp headquarters.



Counting preseason contests, the Texans have played to 90 consecutive sellouts and set a team record in 2010 with 568,643 fans during the regular season, an average of 71,080 per game. The stadium also has played host to the 2006-10 Texas Bowls, the 2007 East-West Shrine Game, the 2011 NCAA Men's Final Four, Super Bowl XXXVIII, Wrestlemania XXV, Rodeo Houston and many, many other large-scale events. The NCAA Men's Final Four will return to the building in 2016.



2011 COMPOSITE NFL SCHEDULE

(Games grouped by start times and listed alphabetically by home team; ALL TIMES CENTRAL)

PRESEASON WEEK 1

THURSDAY, AUGUST 11

Arizona at Oakland	11:00 p.m.
Jacksonville at New England	6:30 p.m.
Baltimore at Philadelphia	6:30 p.m.
Seattle at San Diego	7:00 p.m.
Denver at Dallas	7:30 p.m.

FRIDAY, AUGUST 12

Pittsburgh at Washington	6:30 p.m.
Miami at Atlanta	6:30 p.m.
Cincinnati at Detroit	6:30 p.m.
Tampa Bay at Kansas City	7:00 p.m.
San Francisco at New Orleans	7:00 p.m.

SATURDAY, AUGUST 13

Green Bay at Cleveland	6:30 p.m.
Minnesota at Tennessee	7:00 p.m.
Indianapolis at St. Louis	7:00 p.m.
Buffalo at Chicago	7:00 p.m.

MONDAY, AUGUST 15

N.Y. Jets at Houston	7:00 p.m.
----------------------	-----------

PRESEASON WEEK 2

THURSDAY, AUGUST 18

New England at Tampa Bay	6:30 p.m.
Philadelphia at Pittsburgh	7:00 p.m.

FRIDAY, AUGUST 19

Washington at Indianapolis	6:00 p.m.
Carolina at Miami	6:30 p.m.
Detroit at Cleveland	6:30 p.m.
Kansas City at Baltimore	6:30 p.m.
Arizona at Green Bay	7:00 p.m.
Atlanta at Jacksonville	7:00 p.m.

SATURDAY, AUGUST 20

Buffalo at Denver	11:00 p.m.
Tennessee at St. Louis	7:00 p.m.
Oakland at San Francisco	7:00 p.m.
New Orleans at Houston	7:00 p.m.
San Diego at Dallas	7:00 p.m.
Minnesota at Seattle	9:00 p.m.

SUNDAY, AUGUST 21

Cincinnati at N.Y. Jets	6:00 p.m.
-------------------------	-----------

MONDAY, AUGUST 22

Chicago at N.Y. Giants	7:00 p.m.
------------------------	-----------

PRESEASON WEEK 3

THURSDAY, AUGUST 25

Carolina at Cincinnati	6:00 p.m.
Cleveland at Philadelphia	6:30 p.m.
Washington at Baltimore	7:00 p.m.

FRIDAY, AUGUST 26

Green Bay at Indianapolis	7:00 p.m.
St. Louis at Kansas City	7:00 p.m.

SATURDAY, AUGUST 27

Seattle at Denver	11:00 p.m.
N.Y. Jets at N.Y. Giants	6:00 p.m.
Jacksonville at Buffalo	6:00 p.m.
Atlanta at Pittsburgh	6:30 p.m.
Miami at Tampa Bay	6:30 p.m.
Houston at San Francisco	7:00 p.m.
New England at Detroit	7:00 p.m.
Chicago at Tennessee	7:00 p.m.
Dallas at Minnesota	7:00 p.m.
San Diego at Arizona	9:00 p.m.

SUNDAY, AUGUST 28

New Orleans at Oakland	7:00 p.m.
------------------------	-----------

PRESEASON WEEK 4

THURSDAY, SEPTEMBER 1

Detroit at Buffalo	5:30 p.m.
Indianapolis at Cincinnati	6:00 p.m.
Baltimore at Atlanta	6:30 p.m.

Dallas at Miami	6:30 p.m.
N.Y. Giants at New England	6:30 p.m.
Philadelphia at N.Y. Jets	6:30 p.m.
Tampa Bay at Washington	6:30 p.m.
St. Louis at Jacksonville	6:30 p.m.
Pittsburgh at Carolina	7:00 p.m.
Tennessee at New Orleans	7:00 p.m.
Houston at Minnesota	7:00 p.m.
Kansas City at Green Bay	7:00 p.m.
Cleveland at Chicago	7:00 p.m.
Denver at Arizona	8:00 p.m.
San Francisco at San Diego	9:00 p.m.

FRIDAY, SEPTEMBER 2

Oakland at Seattle	9:30 p.m.
--------------------	-----------

REGULAR SEASON

THURSDAY, SEPTEMBER 8

(KICKOFF WEEKEND)

New Orleans at Green Bay	7:30 p.m.
--------------------------	-----------

SUNDAY, SEPTEMBER 11

Pittsburgh at Baltimore	Noon
Atlanta at Chicago	Noon
Cincinnati at Cleveland	Noon
Indianapolis at Houston	Noon
Tennessee at Jacksonville	Noon
Buffalo at Kansas City	Noon
Philadelphia at St. Louis	Noon
Detroit at Tampa Bay	Noon
Carolina at Arizona	3:15 p.m.
Minnesota at San Diego	3:15 p.m.
Seattle at San Francisco	3:15 p.m.
N.Y. Giants at Washington	3:15 p.m.
Dallas at N.Y. Jets	7:20 p.m.

MONDAY, SEPTEMBER 12

New England at Miami	6:00 p.m.
Oakland at Denver	9:15 p.m.

SUNDAY, SEPTEMBER 18

(SECOND WEEKEND)

Oakland at Buffalo	Noon
Green Bay at Carolina	Noon
Kansas City at Detroit	Noon
Cleveland at Indianapolis	Noon
Tampa Bay at Minnesota	Noon
Chicago at New Orleans	Noon
Jacksonville at N.Y. Jets	Noon
Seattle at Pittsburgh	Noon
Baltimore at Tennessee	Noon
Arizona at Washington	Noon
Dallas at San Francisco	3:05 p.m.
Cincinnati at Denver	3:15 p.m.
Houston at Miami	3:15 p.m.
San Diego at New England	3:15 p.m.
Philadelphia at Atlanta	7:20 p.m.

MONDAY, SEPTEMBER 19

St. Louis at N.Y. Giants	7:30 p.m.
--------------------------	-----------

SUNDAY, SEPTEMBER 25

(THIRD WEEKEND)

New England at Buffalo	Noon
Jacksonville at Carolina	Noon
San Francisco at Cincinnati	Noon
Miami at Cleveland	Noon
Detroit at Minnesota	Noon
Houston at New Orleans	Noon
N.Y. Giants at Philadelphia	Noon
Denver at Tennessee	Noon
N.Y. Jets at Oakland	3:05 p.m.
Baltimore at St. Louis	3:05 p.m.
Kansas City at San Diego	3:05 p.m.
Green Bay at Chicago	3:15 p.m.
Arizona at Seattle	3:15 p.m.
Atlanta at Tampa Bay	3:15 p.m.

Pittsburgh at Indianapolis	7:20 p.m.
----------------------------	-----------

MONDAY, SEPTEMBER 26

Washington at Dallas	7:30 p.m.
----------------------	-----------

SUNDAY, OCTOBER 2

(FOURTH WEEKEND)

Carolina at Chicago	Noon
Buffalo at Cincinnati	Noon
Tennessee at Cleveland	Noon
Detroit at Dallas	Noon

Pittsburgh at Houston

New Orleans at Jacksonville	Noon
Minnesota at Kansas City	Noon
San Francisco at Philadelphia	Noon
Washington at St. Louis	Noon
N.Y. Giants at Arizona	3:05 p.m.
Atlanta at Seattle	3:05 p.m.
Denver at Green Bay	3:15 p.m.
New England at Oakland	3:15 p.m.
Miami at San Diego	3:15 p.m.
N.Y. Jets at Baltimore	7:20 p.m.

MONDAY, OCTOBER 3

Indianapolis at Tampa Bay	7:30 p.m.
---------------------------	-----------

SUNDAY, OCTOBER 9

(FIFTH WEEKEND)

(Byes: Baltimore, Cleveland, Dallas, Miami, St. Louis, Washington)	
Philadelphia at Buffalo	Noon
New Orleans at Carolina	Noon
Oakland at Houston	Noon
Kansas City at Indianapolis	Noon
Cincinnati at Jacksonville	Noon
Arizona at Minnesota	Noon
Seattle at N.Y. Giants	Noon
Tennessee at Pittsburgh	Noon
Tampa Bay at San Francisco	3:05 p.m.
San Diego at Denver	3:15 p.m.
N.Y. Jets at New England	3:15 p.m.
Green Bay at Atlanta	7:20 p.m.

MONDAY, OCTOBER 10

Chicago at Detroit	7:30 p.m.
--------------------	-----------

SUNDAY, OCTOBER 16

(SIXTH WEEKEND)

(Byes: Arizona, Denver, Kansas City, San Diego, Seattle, Tennessee)	
Carolina at Atlanta	Noon
Indianapolis at Cincinnati	Noon
San Francisco at Detroit	Noon
St. Louis at Green Bay	Noon
Buffalo at N.Y. Giants	Noon
Jacksonville at Pittsburgh	Noon
Philadelphia at Washington	Noon
Houston at Baltimore	3:05 p.m.
Cleveland at Oakland	3:05 p.m.
Dallas at New England	3:15 p.m.
New Orleans at Tampa Bay	3:15 p.m.
Minnesota at Chicago	7:20 p.m.

MONDAY, OCTOBER 17

Miami at N.Y. Jets	7:30 p.m.
--------------------	-----------

SUNDAY, OCTOBER 23

(SEVENTH WEEKEND)

(Byes: Buffalo, Cincinnati, New England, N.Y. Giants, Philadelphia, San Francisco)	
Washington at Carolina	Noon
Seattle at Cleveland	Noon
Atlanta at Detroit	Noon
Denver at Miami	Noon
San Diego at N.Y. Jets	Noon
Chicago at Tampa Bay (London)	Noon
Houston at Tennessee	Noon

2011 COMPOSITE NFL SCHEDULE



Pittsburgh at Arizona	3:05 p.m.
Kansas City at Oakland	3:05 p.m.
St. Louis at Dallas	3:15 p.m.
Green Bay at Minnesota	3:15 p.m.
Indianapolis at New Orleans	7:20 p.m.
MONDAY, OCTOBER 24	
Baltimore at Jacksonville	7:30 p.m.

SUNDAY, OCTOBER 30 (EIGHTH WEEKEND)	
(Byes: Atlanta, Chicago, Green Bay, N.Y. Jets, Oakland, Tampa Bay)	
Arizona at Baltimore	Noon
Minnesota at Carolina	Noon
Jacksonville at Houston	Noon
Miami at N.Y. Giants	Noon
New Orleans at St. Louis	Noon
Indianapolis at Tennessee	Noon
Washington at Buffalo (Toronto)	3:05 p.m.
Detroit at Denver	3:05 p.m.
New England at Pittsburgh	3:15 p.m.
Cleveland at San Francisco	3:15 p.m.
Cincinnati at Seattle	3:15 p.m.
Dallas at Philadelphia	7:20 p.m.
MONDAY, OCTOBER 31	
San Diego at Kansas City	7:30 p.m.

SUNDAY, NOVEMBER 6 (NINTH WEEKEND)	
(Byes: Carolina, Detroit, Jacksonville, Minnesota)	
N.Y. Jets at Buffalo	Noon
Seattle at Dallas	Noon
Cleveland at Houston	Noon
Atlanta at Indianapolis	Noon
Miami at Kansas City	Noon
Tampa Bay at New Orleans	Noon
San Francisco at Washington	Noon
Denver at Oakland	3:05 p.m.
Cincinnati at Tennessee	3:05 p.m.
St. Louis at Arizona	3:15 p.m.
N.Y. Giants at New England	3:15 p.m.
Green Bay at San Diego	3:15 p.m.
Baltimore at Pittsburgh	7:20 p.m.
MONDAY, NOVEMBER 7	
Chicago at Philadelphia	7:30 p.m.

THURSDAY, NOVEMBER 10 (10TH WEEKEND)	
Oakland at San Diego	7:20 p.m.

SUNDAY, NOVEMBER 13	
New Orleans at Atlanta	Noon
Tennessee at Carolina	Noon
Detroit at Chicago	Noon
Pittsburgh at Cincinnati	Noon
St. Louis at Cleveland	Noon
Buffalo at Dallas	Noon
Jacksonville at Indianapolis	Noon
Denver at Kansas City	Noon
Washington at Miami	Noon
Arizona at Philadelphia	Noon
Houston at Tampa Bay	Noon
Baltimore at Seattle	3:05 p.m.
N.Y. Giants at San Francisco	3:15 p.m.
New England at N.Y. Jets *	7:20 p.m.
MONDAY, NOVEMBER 14	
Minnesota at Green Bay	7:30 p.m.

* - Sunday night games in Weeks 10-15 subject to change

THURSDAY, NOVEMBER 17 (11TH WEEKEND)	
(Byes: Houston, Indianapolis, New Orleans,	

Pittsburgh)	
N.Y. Jets at Denver	7:20 p.m.
SUNDAY, NOVEMBER 20	
Tennessee at Atlanta	Noon
Cincinnati at Baltimore	Noon
Jacksonville at Cleveland	Noon
Carolina at Detroit	Noon
Tampa Bay at Green Bay	Noon
Buffalo at Miami	Noon
Oakland at Minnesota	Noon
Dallas at Washington	Noon
Seattle at St. Louis	3:05 p.m.
Arizona at San Francisco	3:05 p.m.
San Diego at Chicago	3:15 p.m.
Philadelphia at N.Y. Giants *	7:20 p.m.
MONDAY, NOVEMBER 21	
Kansas City at New England	7:30 p.m.

THURSDAY, NOVEMBER 24 (12TH WEEKEND)	
Green Bay at Detroit	11:30 a.m.
Miami at Dallas	3:15 p.m.
San Francisco at Baltimore	7:20 p.m.
SUNDAY, NOVEMBER 27	
Minnesota at Atlanta	Noon
Cleveland at Cincinnati	Noon
Carolina at Indianapolis	Noon
Houston at Jacksonville	Noon
Buffalo at N.Y. Jets	Noon
Arizona at St. Louis	Noon
Tampa Bay at Tennessee	Noon
Chicago at Oakland	3:05 p.m.
Washington at Seattle	3:05 p.m.
New England at Philadelphia	3:15 p.m.
Denver at San Diego	3:15 p.m.
Pittsburgh at Kansas City *	7:20 p.m.
MONDAY, NOVEMBER 28	
N.Y. Giants at New Orleans	7:30 p.m.

THURSDAY, DECEMBER 1 (13TH WEEKEND)	
Philadelphia at Seattle	7:20 p.m.
SUNDAY, DECEMBER 4	
Tennessee at Buffalo	Noon
Kansas City at Chicago	Noon
Baltimore at Cleveland	Noon
Atlanta at Houston	Noon
Oakland at Miami	Noon
Detroit at New Orleans	Noon
Cincinnati at Pittsburgh	Noon
Carolina at Tampa Bay	Noon
N.Y. Jets at Washington	Noon
Denver at Minnesota	3:05 p.m.
Dallas at Arizona	3:15 p.m.
Green Bay at N.Y. Giants	3:15 p.m.
St. Louis at San Francisco	3:15 p.m.
Indianapolis at New England *	7:20 p.m.
MONDAY, DECEMBER 5	
San Diego at Jacksonville	7:30 p.m.

THURSDAY, DECEMBER 8 (14TH WEEKEND)	
Cleveland at Pittsburgh	7:20 p.m.
SUNDAY, DECEMBER 11	
Indianapolis at Baltimore	Noon
Atlanta at Carolina	Noon
Houston at Cincinnati	Noon
Minnesota at Detroit	Noon
Oakland at Green Bay	Noon
Tampa Bay at Jacksonville	Noon
Philadelphia at Miami	Noon
Kansas City at N.Y. Jets	Noon
New Orleans at Tennessee	Noon

New England at Washington	Noon
San Francisco at Arizona	3:05 p.m.
Chicago at Denver	3:05 p.m.
Buffalo at San Diego	3:15 p.m.
N.Y. Giants at Dallas *	7:20 p.m.
MONDAY, DECEMBER 12	
St. Louis at Seattle	7:30 p.m.

THURSDAY, DECEMBER 15 (15TH WEEKEND)	
Jacksonville at Atlanta	7:20 p.m.
SATURDAY, DECEMBER 17	
Dallas at Tampa Bay	7:20 p.m.
SUNDAY, DECEMBER 18	
Miami at Buffalo	Noon
Seattle at Chicago	Noon
Carolina at Houston	Noon
Tennessee at Indianapolis	Noon
Green Bay at Kansas City	Noon
New Orleans at Minnesota	Noon
Washington at N.Y. Giants	Noon
Cincinnati at St. Louis	Noon
Detroit at Oakland	3:05 p.m.
Cleveland at Arizona	3:15 p.m.
New England at Denver	3:15 p.m.
N.Y. Jets at Philadelphia	3:15 p.m.
Baltimore at San Diego *	7:20 p.m.
MONDAY, DECEMBER 19	
Pittsburgh at San Francisco	7:30 p.m.

THURSDAY, DECEMBER 22 (16TH WEEKEND)	
Houston at Indianapolis	7:20 p.m.
SATURDAY, DECEMBER 24	
Cleveland at Baltimore	Noon
Denver at Buffalo	Noon
Tampa Bay at Carolina	Noon
Arizona at Cincinnati	Noon
Oakland at Kansas City	Noon
Miami at New England	Noon
N.Y. Giants at N.Y. Jets	Noon
St. Louis at Pittsburgh	Noon
Jacksonville at Tennessee	Noon
Minnesota at Washington	Noon
San Diego at Detroit	3:05 p.m.
Philadelphia at Dallas	3:15 p.m.
San Francisco at Seattle	3:15 p.m.
SUNDAY, DECEMBER 25	
Chicago at Green Bay	7:20 p.m.
MONDAY, DECEMBER 26	
Atlanta at New Orleans	7:30 p.m.

SUNDAY, JANUARY 1 (17TH WEEKEND)	
Tampa Bay at Atlanta	Noon
Baltimore at Cincinnati	Noon
Pittsburgh at Cleveland	Noon
Detroit at Green Bay	Noon
Tennessee at Houston	Noon
Indianapolis at Jacksonville	Noon
N.Y. Jets at Miami	Noon
Chicago at Minnesota	Noon
Buffalo at New England	Noon
Carolina at New Orleans	Noon
Dallas at N.Y. Giants	Noon
Washington at Philadelphia	Noon
San Francisco at St. Louis	Noon
Seattle at Arizona	3:15 p.m.
Kansas City at Denver	3:15 p.m.
San Diego at Oakland	3:15 p.m.



2011 HOUSTON TEXANS SCHEDULE

PRESEASON

Day	Date	Opponent	Time (CT)	TV
Monday	August 15	NEW YORK JETS#	7:00 p.m.	ESPN
Saturday	August 20	NEW ORLEANS SAINTS	7:00 p.m.	KTRK
Saturday	August 27	at San Francisco 49ers	7:00 p.m.	KTRK
Thursday	September 1	at Minnesota Vikings	7:00 p.m.	KTRK

REGULAR SEASON

Day	Date	Opponent	Time (CT)	TV
Sunday	September 11	INDIANAPOLIS COLTS	Noon	CBS
Sunday	September 18	at Miami Dolphins	3:15 p.m.	CBS
Sunday	September 25	at New Orleans Saints	Noon	CBS
Sunday	October 2	PITTSBURGH STEELERS	Noon	CBS
Sunday	October 9	OAKLAND RAIDERS	Noon	CBS
Sunday	October 16	at Baltimore Ravens	3:05 p.m.	CBS
Sunday	October 23	at Tennessee Titans	Noon	CBS
Sunday	October 30	JACKSONVILLE JAGUARS	Noon	CBS
Sunday	November 6	CLEVELAND BROWNS	Noon	CBS
Sunday	November 13	at Tampa Bay Buccaneers	Noon	CBS
Sunday	November 20	BYE WEEK		
Sunday	November 27	at Jacksonville Jaguars	Noon	CBS
Sunday	December 4	ATLANTA FALCONS	Noon	FOX
Sunday	December 11	at Cincinnati Bengals	Noon	CBS
Sunday	December 18	CAROLINA PANTHERS	Noon	FOX
Thursday	December 22	at Indianapolis Colts	7:20 p.m.	NFLN
Sunday	January 1	TENNESSEE TITANS	Noon	CBS

* *Italicized games Weeks 11-17, game time subject to change due to flexible scheduling.*

POSTSEASON

Sat.-Sun., Jan. 7-8	Wild Card Weekend
Sat.-Sun., Jan. 14-15	Divisional Playoffs
Sunday, Jan. 22	Conference Championships
Sunday, Feb. 5	Super Bowl XLVI, Lucas Oil Stadium, Indianapolis, Ind.

All kickoff times Central
 #- Televised Nationally
 Home Games in **BOLD**

All games are broadcasted live on 100.3 KILT FM and SportsRadio 610 AM
 Spanish broadcasts on La Tremenda 1010 AM

HOUSTON TEXANS

VETERAN BIOS





30 JASON ALLEN CORNERBACK

Height: 6-1 | Weight: 200 | College: Tennessee |
Hometown: Muscle Shoals, Ala. | 6th NFL Season |
2nd with Texans | Age as of Kickoff Weekend 2010: 28 |
Acquired: W-'10 (MIA) | 2011 GP/GS: 0/0 | Career GP/GS: 78/19 |
Teams: Miami, 2006-10; Houston, 2010-11 |

TRANSACTIONS: Selected by Miami Dolphins in first round (16th pick overall) of the 2006 NFL Draft...waived by Dolphins on November 10, 2010...claimed off waivers by Houston Texans on November 11, 2010.

CAREER:

- Has seen action in 78 career games including 19 starts at cornerback and safety. Has made 148 career tackles (127 solo), intercepted 11 passes and forced and recovered a fumble.
- Tied for fifth in the NFL and fourth in the AFC with six interceptions in 2010 (three with Miami and three with Houston).

2010 (Miami 8/7, Houston 7/0):

- Played in 15 games (seven starts) and totaled a career-high 55 tackles while intercepting a career-high six passes.
- Made a career-high 10 tackles (six solo) and intercepted two Brett Favre passes at Minnesota (9/19).
- Intercepted an Aaron Rodgers pass at Green Bay (10/17).
- Was waived by Miami (11/10) and claimed the next day by the Texans (11/11).
- Had his first interception as a Texan along with nine solo tackles at Philadelphia (12/2).
- Intercepted a pass in back-to-back games at Tennessee (12/19) and at Denver (12/26).

2009 (Miami 16/1):

- Played in all 16 contests, including one start.
- Had seven tackles (six solo) and two passes defended and finished second on the team with 15 special teams tackles.
- Recorded season-high four tackles vs. Pittsburgh (1/3/10).

2008 (Miami 15/2):

- Played in 15 contests with two starts.
- Registered 20 tackles (19 solo), one interception, four passes defended and tied for the team lead with 16 special teams tackles.
- Recorded a season-high seven tackles vs. New England (11/23).

2007 (Miami 16/9):

- Played in all 16 games, including nine starts, recording 53 tackles, a team-best three interceptions and a forced fumble.
- Moved into starting lineup at one safety spot for game vs. the New York Giants in London (10/28), the first start of his NFL career.
- Tallied a career-high eight tackles at Buffalo (12/9).

2006 (Miami 16/0):

- Played in 16 games, all in a reserve role, in his rookie season.
- Posted 13 tackles and an interception on defense and seven stops on special teams.
- First career interception occurred in 31-13 win at Chicago (11/5) when he picked off a Rex Grossman pass and returned it seven yards.

COLLEGE:

- Was a four-year letterman (2002-05) at Tennessee who started his final three seasons and served as a captain each of his final two years.
- Started 12 games at free safety and 14 at cornerback in his career and totaled 220 tackles, three sacks, four interceptions, 21 passes defended, five forced fumbles and a fumble recovery.
- Was a second-team All-Southeastern Conference pick, a third-team All-America selection and a semi-finalist for the Jim Thorpe Award, given annually to the nation's top defensive back, in 2005.
- Earned degree in sports management.

PERSONAL:

- Attended Muscle Shoals (Ala.) High School, where he lettered in football, track and basketball.

- Played running back in high school and was an All-America selection by Super Prep and Prep Star as a senior when he rushed for 1,740 yards and 21 touchdowns, while adding 378 receiving yards and three scores.
- Named to the Class 5A all-state team and chosen as the Alabama Gatorade High School Player of the Year as a senior and was also chosen as the Class 5A Back of the Year by the Alabama Sports Writers Association.
- Would like to be a sports agent following his playing career and enjoys traveling to other countries.
- Full name is Jason Jamar Allen, born in Muscle Shoals, Ala. as the middle of seven children.

Single Game Highs

Tackles

10 @ Minnesota (9-19-10)
9 @ Philadelphia (12-02-10)
8 @ Buffalo (12-9-07)

Interceptions

2 @ Minnesota (9-19-10)
2 @ Philadelphia (11-18-07)
1, seven times, most recent:
1 @ Denver (12-26-10)

Passes Defensed

3 @ Minnesota (9-19-10)
2, five times, most recent:
2 @ Denver (12-26-10)

Forced Fumbles

1 vs. New York Giants (10-28-07)

Fumbles Recovered

1 vs. Buffalo (10-26-08)

Additional Statistics

Special Teams Tackles: 40 total;
2006 – 5, 2007 – 7, 2008 – 14, 2009 – 14, 2010 – 2.

Allen's 2010 Season Statistics

Date, Opp	Tackles							Interceptions				Fumbles				
	G	GS	Tot	Solo	Asst	Sk	Yds	No	Yds	Lg	TD	PD	FF	FR	Yds	TD
9/12 @ BUF*	1	1	6	5	1	0	0	0	0	0	0	1	0	0	0	0
9/19 @ MIN*	1	1	10	6	4	0	0	2	17	17	0	3	0	0	0	0
9/26 vs. NYJ*	1	1	5	4	1	0	0	0	0	0	0	1	0	0	0	0
10/4 vs. NE*	1	1	1	1	0	0	0	0	0	0	0	0	0	0	0	0
10/17 @ GB*	1	1	5	3	2	0	0	1	0	0	0	2	0	0	0	0
10/24 vs. PIT*	1	1	3	3	0	0	0	0	0	0	0	0	0	0	0	0
10/31 @ CIN*	1	1	2	0	2	0	0	0	0	0	0	1	0	0	0	0
11/7 @ BAL*	1	0	0	0	0	0	0	0	0	0	0	0	0	0	0	0
11/14 @ JAX	INACTIVE															
11/21 @ NYJ	1	0	3	3	0	0	0	0	0	0	0	0	0	0	0	0
11/28 vs. TEN	1	0	2	2	0	0	0	0	0	0	0	0	0	0	0	0
12/2 @ PHI	1	0	9	9	0	0	0	1	0	0	0	1	0	0	0	0
12/13 vs. BAL	1	0	1	1	0	0	0	0	0	0	0	0	0	0	0	0
12/19 @ TEN	1	0	4	4	0	0	0	1	1	1	0	1	0	0	0	0
12/26 @ DEN	1	0	4	3	1	0	0	1	0	0	0	2	0	0	0	0
1/2/11 vs. JAX	1	0	0	0	0	0	0	0	0	0	0	0	0	0	0	0
2010 Totals	15	7	55	44	11	0	0	6	18	17	0	12	0	0	0	0

Allen's Career Statistics

		Tackles							Interceptions					Fumbles				
Year	Team	G	GS	Tot	Solo	Asst	Sk	Yds	No	Yds	Lg	TD	PD	FF	FR	Yds	TD	
2006	Mia	16	0	13	10	3	0	0	1	7	7	0	2	0	0	0	0	
2007	Mia	16	9	53	48	5	0	0	3	15	13	0	3	1	0	0	0	
2008	Mia	15	2	20	19	1	0	0	1	2	2	0	4	0	1	0	0	
2009	Mia	16	1	7	6	1	0	0	0	0	--	0	2	0	0	0	0	
2010	Mia/Hou	15	7	55	44	11	0	0	6	18	17	0	12	0	0	0	0	
2011	Hou	0	0	0	0	0	0	0	0	0	0	0	0	0	0	0	0	
NFL Totals		78	19	148	127	21	0	0	11	42	17	0	23	1	1	0	0	



34 DOMINIQUE BARBER

SAFETY

Height: 6-0 | Weight: 212 | College: Minnesota |
Hometown: Wayzata, Minn. | 4th NFL Season |
4th with Texans | Age as of Kickoff Weekend 2011: 25 |
Acquired: D6, 2008 (173rd overall) | 2011 GP/GS: 0/0 |
Career GP/GS: 33/7 | Teams: Houston, 2008-2011 |

TRANSACTIONS: Selected by Houston Texans in the sixth round (173rd overall) in the 2008 NFL Draft...signed with Texans on June 19, 2008.

CAREER:

- Has made seven starts in 33 games through his first three seasons, compiling 31 tackles and scoring one career touchdown on a fumble recovery and return in the 2009 season opener.

2010 (Houston 8/1):

- Made his first start of the 2010 season at free safety and had one solo tackle at Oakland (10/3).
- Placed on injured reserve with knee injury (11/11).

2009 (Houston 13/6):

- Made his first career start vs. the New York Jets (9/13) and returned a fourth-quarter fumble 48 yards for a touchdown to go along with six tackles (four solo).
- Started at free safety vs. Oakland (10/4) and had three tackles (three solo) as well as two passes defended and also recovered a muffed punt on special teams.
- Made five tackles (four solo) playing at free safety at Jacksonville (12/6).
- Returned to the starting lineup at free safety and made three tackles (two solo) and had one pass defended to go along with one special teams tackle vs. Seattle (12/13).
- Recorded four solo tackles and the first interception of his NFL career at St. Louis (12/20).
- Started at free safety and made one solo tackle at Miami (12/27) before being placed on injured reserve before the season finale vs. New England (1/3) with a hamstring injury.

2008 (Houston 12/0):

- Played in 12 games and posted five total tackles with one sack.
- Was a key contributor on special teams all season where he was third on the team with 10 tackles.
- Saw his first action on defense at safety at Jacksonville (9/28) and recorded the first tackle of his career.
- Played at free safety and on special teams vs. Chicago (12/28) and recorded one sack when he tackled Bears QB Kyle Orton for a nine-yard loss in the third quarter.

COLLEGE:

- Four-year letterman who appeared in 26 games as a Golden Gopher with 24 starts and totaled 191 tackles, including 130 solo stops during his career.
- Collected 174 of his 191 career stops during the 2006 and 2007 seasons for an average of 87 total tackles per season as a junior and senior.
- Finished with four career interceptions and 13 pass break-ups, as well as four fumble recoveries (returning one for a touchdown) and three forced fumbles.
- Majored in communication studies.

PERSONAL:

- A 2004 graduate of Wayzata High School (Minn.) where he was named all-state and all-county his senior season at defensive back and was an all-conference and all-area selection his senior season at running back.
- Rushed for 911 yards on 138 carries with nine scores in 2002, while also recording 25 catches for 288 yards with three touchdowns.
- Also lettered twice in hockey and once in baseball.
- Son of Marion and Karen Barber; father, Marion Jr., is a former NFL and All-Big Ten running back for the Gophers and brother, Marion III plays for the Chicago Bears.

Single Game Highs

Tackles

6 vs NY Jets (9-13-09)
5, @ Jacksonville (12-6-09)
4, @ St. Louis (12-20-09)

Interceptions

1, @ St. Louis (12-20-09) K. Null

Sacks

1.0 vs. Chicago (12-28-08) K. Orton

Fumble Recoveries

1 vs. Oakland (10-4-09)
1 vs. NY Jets (9-13-09)

Additional Statistics

Special Teams Tackles: 19 total; 2008 – 10, 2009 – 4, 2010 – 5.

Barber's 2010 Season Statistics

Date, Opp	Tackles						Interceptions					Fumbles				
	G	GS	Tot	Solo	Asst	Sk	Yds	No	Yds	Lg	TD	PD	FF	FR	Yds	TD
9/12 vs. IND	1	0	0	0	0	0.0	0.0	0	0	0	0	0	0	0	0	0
9/19 @ WAS	1	0	0	0	0	0.0	0.0	0	0	0	0	0	0	0	0	0
9/26 vs. DAL	1	0	0	0	0	0.0	0.0	0	0	0	0	0	0	0	0	0
10/3 @ OAK	1	1	1	1	0	0.0	0.0	0	0	0	0	0	0	0	0	0
10/10 vs. NYG	1	0	0	0	0	0.0	0.0	0	0	0	0	0	0	0	0	0
10/17 vs. KC	1	0	0	0	0	0.0	0.0	0	0	0	0	0	0	0	0	0
11/1 @ IND	1	0	0	0	0	0.0	0.0	0	0	0	0	0	0	0	0	0
11/7 vs. SD	1	0	0	0	0	0.0	0.0	0	0	0	0	0	0	0	0	0
11/14 @ JAX								INJURED RESERVE								
11/21 @ NYJ								INJURED RESERVE								
11/28 vs. TEN								INJURED RESERVE								
12/2 @ PHI								INJURED RESERVE								
12/13 vs. BAL								INJURED RESERVE								
12/19 @ TEN								INJURED RESERVE								
12/26 @ DEN								INJURED RESERVE								
1/2/11 vs. JAX								INJURED RESERVE								
2010 Totals	8	1	1	1	0	0.0	0.0	0	0	0	0	0	0	0	0	0

Barber's Career Statistics

Year	Team	Tackles							Interceptions					Fumbles				
		G	GS	Tot	Solo	Asst	Sk	Yds	No	Yds	Lg	TD	PD	FF	FR	Yds	TD	
2008	Hou	12	0	5	4	1	1.0	9.0	0	0	0	0	1	0	0	0	0	
2009	Hou	13	6	25	21	4	0.0	0.0	1	3	3	0	4	0	2	48	1	
2010	Hou	8	1	1	1	0	0.0	0.0	0	0	0	0	0	0	0	0	0	
2011	Hou	0	0	0	0	0	0.0	0.0	0	0	0	0	0	0	0	0	0	
NFL Totals		33	7	31	26	5	1.0	9.0	1	3	3	0	5	0	2	48	1	



98 CONNOR BARWIN OUTSIDE LINEBACKER

Height: 6-4 | Weight: 260 | College: Cincinnati |
Hometown: Detroit, Mich. | 3rd NFL Season |
3rd with Texans | Age as of Kickoff Weekend 2011: 24 |
Acquired: D2-'09 (46th overall) | 2011 GP/GS: 0/0 |
Career GP/GS: 17/0 | Teams: Houston, 2009-11 |

TRANSACTIONS: Selected by the Houston Texans in the second round (46th pick overall) of the 2009 NFL Draft...signed with Texans on July 31, 2009.

CAREER:

- Athletic young outside linebacker who had a solid rookie season playing defensive end and will look to build upon that in making the shift to linebacker after missing much of the 2010 season with an ankle/leg injury.
- Has registered 4.5 career sacks and one fumble recovery.

2010 (Houston 1/0):

- Saw action at defensive end before leaving the game after suffering an ankle injury vs. Indianapolis (9/12)
- Placed on injured reserve (9/15).

2009 (Houston 16/0):

- Played in all 16 games and finished his rookie season with 15 tackles (10 solo), 4.5 sacks, four passes defended and a fumble recovery.
- Led all rookie defensive ends with 4.5 sacks.
- Made his professional debut and recorded his first tackle vs. the New York Jets (9/13).
- Sacked Bengals QB Carson Palmer for a loss of nine yards for his first career sack at Cincinnati (10/18) where he also recorded his first special teams tackle.
- Recorded his second career sack for an eight-yard loss vs. Indianapolis (11/29) and assisted on a special teams tackle.
- Had one solo tackle at St. Louis (12/20), which was a crucial sack for an 11-yard loss to end the Rams fourth quarter drive.
- Made three tackles (two solo) including one for a loss and had one quarterback hit vs. New England (1/3/10).

COLLEGE:

- In 51 games, started 16 contests (14 at defensive end, one at tight end, one at H-Back).
- Moved to the defensive line for his final season and produced 66 tackles (40 solos) with 12.0 sacks for minus-74 yards, 18.0 stops for losses of 94 yards and a league-high 20 QB pressures, as well as 16 solo tackles on special teams.
- Earned first-team All-American and All-Big East Conference honors as a senior after notching 12.0 sacks, good for third on the school season-record list.
- Blocked five career kicks, recovered three fumbles, deflected eight passes.
- Finished his career with 53 career receptions for 692 yards and six touchdowns and had three career punt returns for 38 yards.
- Played on the Bearcats basketball team for two seasons as a walk-on, seeing action in 39 games.
- Secondary education major.

PERSONAL:

- First-team all-state selection as a senior and also earned all-league, all-Catholic, and all-district honors.
- Recipient of team's offensive and defensive MVP awards.
- Rated the No. 17 player in Michigan by the Detroit Free Press..
- All-league selection in basketball as a junior and all-Catholic as a senior.

Single Game Highs

Sacks

1.0 vs. New England (1-3-10) B. Hoyer
1.0 @ Cincinnati (10-18-09) C. Palmer
1.0 vs. Indianapolis (11-29-09) P. Manning
1.0 @ St. Louis (12-20-09) K. Null
0.5 @ Jacksonville (12-6-09) D. Garrard

Tackles

2, vs. Seattle (12-13-09)

Fumble Recoveries

1 vs. Oakland (10-4-09)

Passes Defended

1 @ Arizona (10-11-09)
1 vs. Oakland (10-4-09)

Additional Statistics

Special Teams Tackles: 2 total; 2009 – 2.

Barwin's 2010 Season Statistics

Date, Opp	Tackles							Interceptions					Fumbles					
	G	GS	Tot	Solo	Asst	Sk	Yds	No	Yds	Lg	TD	PD	FF	FR	Yds	TD		
9/12 vs. IND	1	0	0	0	0	0.0	0.0	0	0	0	0	0	0	0	0	0		
9/19 @ WAS								INJURED RESERVE										
9/26 vs. DAL								INJURED RESERVE										
10/3 @ OAK								INJURED RESERVE										
10/10 vs. NYG								INJURED RESERVE										
10/17 vs. KC								INJURED RESERVE										
11/1 @ IND								INJURED RESERVE										
11/7 vs. SD								INJURED RESERVE										
11/14 @ JAX								INJURED RESERVE										
11/21 @ NYJ								INJURED RESERVE										
11/28 vs. TEN								INJURED RESERVE										
12/2 @ PHI								INJURED RESERVE										
12/13 vs. BAL								INJURED RESERVE										
12/19 @ TEN								INJURED RESERVE										
12/26 @ DEN								INJURED RESERVE										
1/2/11 vs. JAX								INJURED RESERVE										

2010 Totals 1 0 0 0 0 0.0 0.0 0 0 0 0 0 0 0 0 0

Barwin's Career Statistics

		Tackles							Interceptions				Fumbles				
Year	Team	G	GS	Tot	Solo	Asst	Sk	Yds	No	Yds	Lg	TD	PD	FF	FR	Yds	TD
2009	Hou	16	0	15	10	5	4.5	43.0	0	0	0	0	4	0	1	0	0
2010	Hou	1	0	0	0	0	0.0	0.0	0	0	0	0	0	0	0	0	0
2011	Hou	0	0	0	0	0	0.0	0.0	0	0	0	0	0	0	0	0	0
NFL Totals		17	0	15	10	5	4.5	43.0	0	0	0	0	4	0	1	0	0



65

MIKE BRISIEL GUARD

Height: 6-5 | Weight: 298 | College: Colorado State |
Hometown: Fayetteville, Ark. | 6th NFL Season |
6th with Texans | Age as of Kickoff Weekend 2011: 28 |
Acquired: CFA-'06 | 2011 GP/GS: 0/0 |
Career GP/GS: 37/34 | Teams: Houston, 2006-11 |

TRANSACTIONS: Signed by the Houston Texans as an undrafted free agent on May 4, 2006...released by the Texans on August 28, 2006...signed to the Texans practice squad on September 4, 2006...released by the Texans on October 9, 2006...signed by the Texans on January 2, 2007...released by the Texans on August 31, 2007...signed by the Texans to the practice squad on September 4, 2007...signed to the Texans active roster on December 4, 2007...placed on reserve/injured list on October 14, 2009...placed on reserve/injured list on December 15, 2010.

HONORS:

- USA Today All-Joe Team (2008)

CAREER:

- Started the first 25 games of his NFL career including all 16 games in 2008, when he was one of three Texans offensive linemen to take all snaps on offense.
- Has blocked for two 1,000-yard rushers and been part of a top five NFL offense each of the last three years.
- Played center in NFL Europe with the Hamburg Sea Devils in 2007.

2010 (Houston 12/9):

- Rotated at right guard with Antoine Caldwell and helped pave the way for RB Arian Foster's franchise record 231 yards rushing vs. Indianapolis (9/12).
- Provided pocket protection for QB Matt Schaub, enabling him to throw for a franchise-record 497 yards and three touchdowns at Washington (9/19).
- Made his first start of the season at right guard vs. Dallas (9/26).
- Started and helped Texans RBs rush for 249 yards while allowing no sacks to QB Matt Schaub at Oakland (10/3).
- Opened holes for RB Arian Foster to rush for 143 yards vs. Tennessee (11/28).
- Placed on injured reserve with a shoulder injury (12/15).

2009 (Houston 5/5):

- Started at right guard and helped QB Matt Schaub set a career high with four touchdown passes at Tennessee (9/20).
- Helped Schaub pass for his second consecutive 300-yard game vs. Jacksonville (9/27).
- Provided protection at Arizona (10/11), allowing Schaub to throw for a season-high 371 yards and two touchdowns before being placed on reserve/injured list (10/14).

2008 (Houston 16/16):

- Started all 16 games and helped clear the way for RB Steve Slaton to lead all rookie rushers with 1,282 yards on the ground.
- Helped Slaton run for his first 100-yard game when he started at right guard at Jacksonville (9/28).
- Helped QB Matt Schaub tie a career high with three touchdown passes.
- Was part of an offensive line that helped Slaton set a Texans rookie record with 156 rushing yards at Indianapolis (11/16).
- Was part of the offensive line that blocked for Schaub to throw for 414 yards and two touchdowns at Green Bay (12/7).
- Started at right guard vs. Tennessee (12/14) in which he was part of the offensive line that helped Slaton run for his third consecutive 100-yard game.

2007 (Houston 4/4):

- Started the first four games of his career.
- Started his first NFL game in place of an injured Fred Weary against Tampa Bay (12/9).

2006 (Houston 0/0):

- Spent season on practice squad.

COLLEGE:

- Second team All-Mountain West honoree as a senior at Colorado State, All-Mountain West honorable mention as a junior, and honorable mention all-conference as a sophomore.
- Started 22 consecutive games on the offensive line.
- Majored in agricultural business.

PERSONAL:

- Three-time letter winner in football at Fayetteville (Ark.) High School and also earned two letters in track and baseball.
- Selected to the all-state team as a senior, the all-times team, the all-area team, the all-Arkansas team, was named to the Associated Press Super Prep team and received the all-region lineman award.
- Member of the National Honor Society.

Brisiel's Career Stats

- Games/Starts: 2007: 4/4; 2008: 16/16; 2009: 5/5; 2010: 12/9; Total: 37/34.



76 DUANE BROWN TACKLE

Height: 6-4 | Weight: 314 | College: Virginia Tech |
Hometown: Richmond, Va. | 4th NFL Season |
4th with Texans | Age as of Kickoff Weekend 2011: 26 |
Acquired: D1-'08 (26th overall) | 2011 GP/GS: 0/0 |
Career GP/GS: 44/44 | Teams: Houston, 2008-11 |

TRANSACTIONS: Selected by Houston Texans in first round (26th pick overall) of the 2008 NFL draft...signed by the Texans on July 25, 2008.

CAREER:

- Was the second rookie in Texans history to start all 16 games on the offensive line.
- Has blocked for two 1,000-yard rushers, team rushing records and been a part of a top five offense each year he's played.

of sacks to earn second-team All-District honors.

- Lettered in basketball and track, as he finished fourth in the Group AAA outdoor shot put competition.

Brown's Career Stats

- Games/Starts: 2008: 16/16; 2009: 16/16; 2010: 12/12; Total: 44/44.

2010 (Houston 12/9):

- Started 12 games at left tackle, clearing holes to help RB Arian Foster rush for a franchise record 1,616 yards.
- Helped pave the way for RB Arian Foster's franchise record 231 yards rushing vs. Indianapolis (9/12).
- Provided pocket protection for QB Matt Schaub, enabling him to throw for a franchise-record 497 yards and three touchdowns at Washington (9/19).
- Opened holes for Foster to rush for 143 yards vs. Tennessee (11/28).
- Kept Schaub from being sacked at Denver (12/26).
- Paved the way for Foster to rush for 180 yards vs. Jacksonville (1/2) and wrap up the 2010 NFL rushing title.

2009 (Houston 5/5):

- Started at right guard and helped QB Matt Schaub set a career high with four touchdown passes at Tennessee (9/20).
- Helped Schaub pass for his second consecutive 300-yard game vs. Jacksonville (9/27).
- Provided protection at Arizona (10/11), allowing Schaub to throw for a season-high 371 yards and two touchdowns before being placed on reserve/injured list (10/14).

2008 (Houston 16/16):

- Started all 16 games and helped clear the way for RB Steve Slaton to lead all rookie rushers with 1,282 yards on the ground.
- Helped Slaton run for his first 100-yard game when he started at right guard at Jacksonville (9/28).
- Helped Schaub tie a career high with three touchdown passes.
- Was part of an offensive line that helped Slaton set a Texans rookie record with 156 rushing yards at Indianapolis (11/16).
- Was part of the offensive line that blocked for Schaub to throw for 414 yards and two touchdowns at Green Bay (12/7).
- Started at right guard vs. Tennessee (12/14) in which he was part of the offensive line that helped Slaton run for his third consecutive 100-yard game.

COLLEGE:

- Registered 71 knockdown blocks in his three seasons as an offensive tackle.
- Earned second-team All-Atlantic Coast Conference recognition for the second-straight season and was a two-time state Offensive Lineman/End of the Year pick by the Richmond Touchdown Club.
- Recorded six tackles and blocked three kicks on special teams as a senior and also caught three passes for 64 yards (21.3 average) and one touchdown, adding three yards on a rushing attempt.
- Apparel, housing and resource management major, with a minor in consumer studies.

PERSONAL:

- Attended Hermitage (Richmond, Va.) High School where he lettered twice as a tight end and defensive end.
- Played in the Panthers' first three games his senior year before suffering a broken leg, but returned for the Central Region semifinal game, catching seven passes for just under 100 yards in his limited playing time also recorded 15 tackles, along with a pair



93 TIM BULMAN DEFENSIVE END

Height: 6-4 | Weight: 271 | College: Boston College |
Hometown: Dorchester, Mass. | 5th NFL Season |
6th with Texans | Age as of Kickoff Weekend 2011: 28 |
Acquired: FA-'06 | 2011 GP/GS: 0/0 | Career GP/GS: 39/2 |
Teams: Arizona, 2005; Houston, 2006-11 |

TRANSACTIONS: Signed as undrafted free agent by Arizona Cardinals on April 25, 2005... Released by Cardinals on September 3, 2005...signed by Cardinals to practice squad on September 4, 2005...signed to active roster on November 8, 2005...re-signed by Cardinals on April 3, 2006...released by Cardinals on September 2, 2006...signed to Houston Texans practice squad on October 10, 2006...activated from Texans practice squad on December 23, 2006...released by Texans on September 1, 2008...re-signed to Texans practice squad on September 3, 2008...activated from Texans practice squad on December 19, 2008...placed on the Reserve/Injured list on August 16, 2010 with a shoulder injury.

CAREER:

- 2008 was the first season he spent the entire year on the 53-man active roster in his career.
- Appeared in a career-high 15 games in 2009.
- Set a career high with four sacks in 2008, second on the team that year.

2010 (Houston 0/0):

- Spent the season on injured reserve after suffering a shoulder injury during the pre-season (8/16).

2009 (Houston 15/1):

- Played in 15 games and posted 18 tackles, including 12 solos.
- Made his first start of the season at defensive end and also saw action on special teams at Tennessee (9/20).
- Recorded a solo tackle, quarterback hit, and a pass defended while also appearing on special teams vs. Jacksonville (9/27).
- Had two hits on the quarterback vs. Oakland (10/4).
- Made four tackles (three solo) at Arizona (10/11).
- Appeared in his 14th game of the season at defensive end and on special teams at Miami (12/27), tying a career high set in 2008.

2008 (Houston 14/0):

- Played in 14 games and posted 17 total tackles, one fumble recovery and 4.0 sacks, which was good for second on the team behind Mario Williams.
- Recorded the first sack of his career in the fourth quarter vs. Detroit (10/19).
- Registered two tackles, including his third sack of the season vs. Baltimore (11/9). It was the first time in his career he recorded a sack in back-to-back games.
- Posted two total tackles, including his fourth sack of the season in the second quarter at Green Bay (12/7).
- Pounced on a fumble by Titans Justin McCareins in the second quarter vs. Tennessee (12/14) for his first career fumble recovery.

2007 (Houston 2/0):

- Spent the majority of the season on the Texans practice squad before being signed to the 53-man roster for the last two games of the season.
- Saw his first game action since 2005 at Indianapolis (12/23) and recorded one solo tackle.

2006 (Houston 0/0):

- Joined the Texans midway through the season where he was a member of the practice squad until late December when he became inactive for final two games against Indianapolis (12/24) and Cleveland (12/31).

2005 (Arizona 8/1):

- Began the season on Arizona's practice squad before being signed to the 53-man roster late in the year (11/8).
- Made his NFL debut at Detroit (11/13).
- Recorded his first career tackles vs. Washington (12/11).

COLLEGE:

- In 49 games for Boston College, started 21 times and produced 160 tackles (111 solos) with 10.5 sacks for minus-40 yards, 38 stops for losses of 115 yards and 36 quarterback pressures.
- Caused and recovered two fumbles, blocked a kick and batted away 17 passes.
- All-Big East Conference second-team choice as a senior in 2004.

PERSONAL:

- Attended Boston College (Dorchester, Mass.) High School where he was a Super Prep All-American pick as a senior defensive tackle for the Eagles.
- Boston Globe Division I Player of the Year in 2000 and captured Catholic Conference MVP honors that season.
- Two-time Catholic Conference All-Star and selected as an Eastern Massachusetts Division I All-Star.
- Recorded 17.0 sacks in his senior season and finished his career with 36.5 sacks in three seasons, while serving as team captain as a senior.
- Brother, Andrew, was a defensive tackle at Kansas State (2003-05).

Bulman's 2010 Season Statistics

Date, Opp	G	GS	Tackles			Interceptions					Fumbles					
			Tot	Solo	Asst	Sk	Yds	No	Yds	Lg	TD	PD	FF	FR	Yds	TD
9/12 vs. IND																
9/19 @ WAS																
9/26 vs. DAL																
10/3 @ OAK																
10/10 vs. NYG																
10/17 vs. KC																
11/1 @ IND																
11/7 vs. SD																
11/14 @ JAX																
11/21 @ NYJ																
11/28 vs. TEN																
12/2 @ PHI																
12/13 vs. BAL																
12/19 @ TEN																
12/26 @ DEN																
1/2/11 vs. JAX																
2010 Totals	0	0	0	0	0	0	0	0	0	0	0	0	0	0	0	0

Bulman's Career Statistics

		Tackles						Interceptions					Fumbles				
Year	Team	G	GS	Tot	Solo	Asst	Sk	Yds	No	Yds	Lg	TD	PD	FF	FR	Yds	TD
2005	Ari	8	1	7	7	0	0	0	0	0	0	0	1	0	0	0	0
2006	Hou	0	0	0	0	0	0	0	0	0	0	0	0	0	0	0	0
2007	Hou	2	0	2	2	0	0	0	0	0	0	0	0	0	0	0	0
2008	Hou	14	0	17	10	7	4	14	0	0	0	0	0	0	1	0	0
2009	Hou	15	1	18	12	6	0	0	0	0	0	0	0	0	0	0	0
2010	Hou	0	0	0	0	0	0	0	0	0	0	0	0	0	0	0	0
2011	Hou	0	0	0	0	0	0	0	0	0	0	0	0	0	0	0	0
NFL Totals		39	2	44	31	13	4	14	0	0	0	0	1	0	1	0	0



78 RASHAD BUTLER

TACKLE

Height: 6-4 | Weight: 307 | College: Miami (Fla.) |
Hometown: West Palm Beach, Fla. | 6th NFL Season |
5th with Texans | Age as of Kickoff Weekend 2011: 28 |
Acquired: FA-'07 (Carolina) | 2011 GP/GS: 0/0 |
Career GP/GS: 39/4 | Teams: Carolina, 2006; Houston, 2007-11 |

TRANSACTIONS: Selected by Carolina Panthers in third round (89th overall) of 2006 NFL draft...released by Panthers on September 3, 2007...claimed off waivers by Houston Texans on September 3, 2007...re-signed by the Texans on April, 7, 2009.

CAREER:

- Selected in the third round but did not play during his rookie season for the Carolina Panthers.
- Has served as the primary backup at both tackle positions in his time with the Texans.
- Made his first four career starts in 2010.

2010 (Houston 16/4):

- Saw action on special teams in the first two games to start the season.
- Made his first career start vs. Dallas (9/26) at left tackle in place of Duane Brown.
- Started at left tackle for the next three games at Oakland (10/3), vs. the New York Giants (10/10) and vs. Kansas City (10/17).
- Saw action on special teams in the final 10 games of the regular season.

2009 (Houston 15/0):

- Dressed but did not play vs. the New York Jets (9/13).
- Filled in for an injured Duane Brown at left tackle for the second half at St. Louis (12/20).
- Played at tackle and on special teams at Miami (12/27).

2008 (Houston 0/0):

- Was inactive for all 16 games.

2007 (Houston 8/0):

- Joined the Texans just prior to the start of the regular season when the team claimed him off waivers.
- Saw action in eight games, primarily on special teams, and served as the primary backup at both tackle positions in the second half of the season.
- Inactive for the first eight games of the year.

- Made his NFL debut at Oakland (11/4) on special teams and played in each of the last eight games.
- Came on as a reserve tackle vs. Tampa Bay (12/9), Denver (12/13) and at Indianapolis (12/23).

2006 (Carolina 0/0):

- Dressed but did not play in one contest and was inactive for 11 games before being placed on injured reserve (11/8) with a staph infection.

COLLEGE:

- Started all 12 games for the first time in his career at right tackle as a senior, including the Peach Bowl.
- Member of the offensive line unit that helped the offense average 353.1 yards per game.
- Started final eight games of his junior season at left tackle, including the Peach Bowl victory over Florida.
- Saw action in 10 games at right tackle with four starts as a sophomore.
- Made his first career start against Florida and helped pave the way for the Miami offense to produce 454 total yards.
- Graduated with a degree in sociology.

PERSONAL:

- Rated as the No. 22 overall player in Florida by the Gainesville Sun and a SuperPrep All-America as a senior at Dwyer HS in Palm Beach Gardens, Fla.
- Helped lead his team to the Florida Class 5A state finals during senior season...participated in the Lowes Day at the Movies League Program, 2007 Caravan Tour and the NFL/United Way "Hometown Huddle '06".
- Lives in Palm Beach Gardens, Fla.
- Born Rashad Jamaal Butler.

Butler's Career Statistics

- Games/Starts: 2007: 8/0, 2008: 0/0, 2009: 15/0, 2010: 16/4; Career: 39/4.

**62**

ANTOINE CALDWELL

GUARD

Height: 6-3 | Weight: 310 | College: Alabama |
Hometown: Montgomery, Ala. | 3rd NFL Season |
3rd with Texans | Age as of Kickoff Weekend 2010: 25 |
Acquired: D3-'09 (77th overall) | 2011 GP/GS: 0/0 |
Career GP/GS: 23/10 | Teams: Houston, 2009-11 |

TRANSACTIONS: Selected by Houston Texans in the third round (77th pick overall) of the 2009 NFL Draft...signed with Texans on July 28, 2009.

CAREER:

- Versatile and physical lineman who has provided depth across the line during his first two seasons.
- Been a part of a top five offense each of his first two seasons.

2010 (Houston 12/7):

- Played in 12 games with seven starts in his second season on an offense that averaged 386.6 yards per game.
- Started seven games at right guard.
- Helped pave the way for RB Arian Foster's franchise record 231 yards rushing vs. Indianapolis (9/12).
- Provided pocket protection for QB Matt Schaub, enabling him to throw for a franchise-record 497 yards and three touchdowns at Washington (9/19).
- Helped Texans RBs rush for 249 yards while allowing no sacks to Schaub at Oakland (10/3).
- Started at right guard at Tennessee (12/19).
- Started his sixth game of the season at Denver (12/26) and helped prevent Schaub from being sacked for the third this season.
- Paved the way for Foster to rush for 180 yards vs. Jacksonville (1/2) and wrap up the 2010 NFL rushing title.

2009 (Houston 11/3):

- Played in 11 games with three starts as a rookie...saw significant action throughout the season on an offense that averaged 383.1 yards per game.
- Played in his first career NFL game at right guard at Cincinnati (10/18).
- Helped the offense gain more than 300 yards for the 11th consecutive game at Jacksonville (12/6).
- Made the first start of his NFL career and part was of the offensive line that blocked for Schaub as he threw for 365 yards and two touchdowns vs. Seattle (12/13) without allowing him to be sacked.
- Blocked for Schaub at St. Louis (12/20) where he threw for 367 yards and was not sacked for the second consecutive game and fourth time in 2009.

COLLEGE:

- Started 48 games during his career at Alabama, including 34 at center, 12 at left guard, one at right guard and one at right tackle.
- Participated in 1,569 offensive snaps...allowed just one quarterback sack on 806 pass plays during his final 23 games.
- One of eight players in school history to serve as team captain twice in a career.
- As a senior, was an All-American first-team selection by the American Football Coaches Association and The Sporting News.
- Consensus All-Southeastern Conference first-team pick, recipient of the team's Mal Moore Leadership Award and named the team's Most Inspirational Player that year as well.
- Started at four positions as a junior in 2007...All-SEC pick as a sophomore in 2006 and freshman All-SEC first-team and All-SEC honorable mention from the league's coaches in 2005.
- Redshirted in 2004.
- Became the first Crimson Tide football player to graduate in under three years, earning his degree in human environmental sciences.

PERSONAL:

- Attended Lee (Montgomery, Ala.) High School.
- Allowed just one quarterback sack as a senior and earned All-State first-team honors. rated the 10th-best overall prospect in the state of Alabama by Super Prep magazine.
- Has an older brother, Arsenio and a twin brother, Anthony.

Caldwell's Career Statistics

- Games/Starts: 2009: 11/3, 2010: 12/7; Total: 23/10.



86 JAMES CASEY FULLBACK

Height: 6-3 | Weight: 238 | College: Rice |
Hometown: Azle, Texas | 3rd NFL Season |
3rdd with Texans | Age as of Kickoff Weekend 2011: 26 |
Acquired: D5-'09 (152nd overall) | 2011 GP/GS: 0/0 |
Career GP/GS: 31/4 | Teams: Houston, 2009-11 |

TRANSACTIONS: Selected by Houston Texans in the fifth round (152nd pick overall) of the 2009 NFL Draft...signed with Texans on July 28, 2009.

CAREER:

- Versatile athlete making the transition to fullback from tight end for the 2011 season.
- Joined the Texans as a fifth-round draft choice in 2009 after a standout two-year career at Rice University in Houston.
- In his first two seasons, Casey saw action at tight end and has caught 14 passes for 162 yards.

2010 (Houston 16/4):

- Played in all 16 games including four starts at tight end and caught eight passes for 98 yards.
- Led the team with 17 special teams tackles for the season.
- Set career highs with four receptions and 48 yards receiving vs. San Diego (11/7).
- Made his first career NFL start and caught one pass for 18 yards at Jacksonville (11/14).
- Started and made one special teams tackle vs. Tennessee (11/28).
- Caught one pass for 21 yards at Denver (12/26).

2009 (Houston 15/0):

- Saw action in 15 games as a rookie and caught six passes for 64 yards.
- Made professional debut vs. the New York Jets (9/13) and played on special teams.
- Appeared at fullback and made a tackle on special teams at Tennessee (9/20).
- Saw action at fullback and made a tackle and returned his first career kick on special teams vs. Jacksonville (9/27).
- Played tight end, fullback and on special teams vs. San Francisco (10/25).
- Made his first career NFL reception and ended the game with two catches for 14 yards at Buffalo (11/1) and made the tackle on a fake punt to turn the ball back over to Houston and take firm control of the game.

COLLEGE:

- Appeared in 25 games, starting 17 at Rice and recorded 157 receptions for 1,914 yards and 17 touchdowns.
- His 157 receptions ranked third, 1,914 receiving yards ranked fourth in school history and added 11 touchdowns on 102 carries for 392 yards.
- Completed 4-of-12 passes for 37 yards, two touchdowns and one interception...returned 15 punts for 117 yards (7.8 avg) and gained 2,393 all-purpose yards, an average of 95.72 yards per game.
- Set school season-records with 111 receptions for 1,329 yards in 2008, becoming the first player in school history to catch more than 100 passes in a season.
- All-American first-team selection by The NFL Draft Report, earning third-team honors from Rivals.com in 2008.
- Academic All-American second-team choice by ESPN and unanimous first-team All-Conference USA pick that year.
- Freshman All American first-team selection by the Football Writers Association, adding second-team honors from The Sporting News and Rivals.com and consensus C-USA All-Freshman team choice in 2007.
- Triple major in economics, managerial studies and sport management.
- Returned to Rice to complete his degree during his 2011 offseason.

PERSONAL:

- Standout in both football and baseball at Azle (Texas) High where he earned All-District honors as a quarterback during his junior year in 2001.
- Named All-State and Academic All-State in baseball as well as District 6-4A Most Valuable Player as a senior.
- Threw a no-hitter in first varsity game.

- Selected in the seventh round of the 2003 Major League Baseball Draft by the Chicago White Sox as a pitcher.
- James and his wife Kylie welcomed their first son, Cannon James, in May 2010.

Single Game Highs

Receptions

4 vs. San Diego (48 yards, 11-7-10)
2 vs. Indianapolis (17 yards, 11-30-09)
2 vs. Tennessee (33 yards, 11-23-09)
2 @ Buffalo (14 yards, 11-1-09)

Receiving Yards

48 vs. San Diego (4 receptions, 11-7-10)
33 vs. Tennessee (2 receptions, 11-23-09)
21 @ Denver (1 reception, 12-26-10)
18 @ Jacksonville (1 reception, 11-14-10)

Receiving Long

33 yards vs. San Diego (11-7-10)
32 yards vs. Tennessee (11-23-09)
21 @ Denver (12-26-10)
18 yards @ Jacksonville (11-14-10)
12 yards vs. Indianapolis (11-30-09)

Additional Statistics

Tackles: 1 total; 2009 – 1.

Special Teams Tackles: 20 total; 2009 – 3; 2010 – 17.

Kickoff Returns: 1 total for 0 yards; 2009 – 1 for 0 yards.

Casey's 2010 Season Statistics

Date, Opp	GP	GS	Rush	Yds	Avg	Lg	TD	Rec	Yds	Avg	Lg	TD
9/12 vs. IND	1	0	0	0	--	0	0	0	0	--	0	0
9/19 @ WAS	1	0	0	0	--	0	0	0	0	--	0	0
9/26 vs. DAL	1	0	0	0	--	0	0	0	0	--	0	0
10/3 @ OAK	1	0	0	0	--	0	0	0	0	--	0	0
10/10 vs. NYG	1	0	0	0	--	0	0	0	0	--	0	0
10/17 vs. KC	1	0	0	0	--	0	0	0	0	--	0	0
11/1 @ IND	1	0	0	0	--	0	0	0	0	--	0	0
11/7 vs. SD	1	0	0	0	--	0	0	4	48	12.0	33	0
11/14 @ JAX	1	1	0	0	--	0	0	1	18	18.0	18	0
11/21 @ NYJ	1	1	0	0	--	0	0	1	3	3.0	3	0
11/28 vs. TEN	1	1	0	0	--	0	0	0	0	--	0	0
12/2 @ PHI	1	1	0	0	--	0	0	1	8	8.0	8	0
12/13 vs. BAL	1	0	0	0	--	0	0	0	0	--	0	0
12/19 @ TEN	1	0	0	0	--	0	0	0	0	--	0	0
12/26 @ DEN	1	0	0	0	--	0	0	1	21	21.0	21	0
1/2/11 vs. JAX	1	0	0	0	--	0	0	0	0	--	0	0
2010 Totals	16	4	0	0	0.0	0	0	8	98	12.3	33	0

Casey's Career Statistics

Year	Team	G	GS	Rush	Yds	Avg	Lg	TD	Rec	Yds	Avg	Lg	TD
2009	Hou	15	0	0	0	--	0	0	6	64	10.7	32	0
2010	Hou	16	4	0	0	--	0	0	8	98	12.3	33	0
2011	Hou	0	0	0	0	--	0	0	0	0	--	0	0
NFL totals		31	4	0	0	0.0	0	0	14	162	11.6	33	0



95 SHAUN CODY NOSE TACKLE

Height: 6-4 | Weight: 306 | College: Southern California |
Hometown: Hacienda Heights, Calif. | 7th NFL Season |
3rd with Texans | Age as of Kickoff Weekend 2011: 28 |
Acquired: UFA-'09 (Detroit) | 2011 GP/GS: 0/0 |
Career GP/GS: 83/41 | Teams: Detroit, 2005-08; Houston, 2009-11 |

TRANSACTIONS: Drafted by Detroit Lions in the second round (37th pick overall) in the 2005 NFL Draft...signed by Lions on July 29, 2005...signed by Houston Texans as unrestricted free agent on March 30, 2009.

CAREER:

- Has started 30 games with the Texans in his first two years with the club.
- Has 151 career tackles in six seasons.
- Has appeared in 83 career games with 41 starts and has made 2.0 career sacks and one career interception.

2010 (Houston 16/16):

- Started all 16 games at defensive tackle for the first time in his career and set a career high with 38 tackles.
- Had a career-high nine tackles (five solo) vs. Kansas City (10/17).
- Started at NT and made two solo tackles at Jacksonville (11/14).
- Made three tackles (two solo) including one for a loss at Tennessee (12/19).
- Named a team captain for the final game and made three tackles (two solo) vs. Jacksonville (1/2/11).

2009 (Houston 14/13):

- Started season opener vs. the New York Jets (9/13) at defensive tackle and made four tackles (two solo).
- Made three solo tackles vs. Tennessee (11/23).
- Made three tackles (two solo) including one for a loss vs. Seattle (12/13).

2008 (Detroit 16/5):

- Finished the season with a career-high 37 tackles for the Lions.
- Played in all 16 games for the second time in his career.
- Had a stretch in the middle of the season where he recorded six tackles in consecutive games.
- Started nose tackle at Houston (10/19) and tied a career high with six tackles.

2007 (Detroit 15/0):

- Rotated at the defensive tackle position, ending the year with 16 tackles (13 solo).
- Had his lone career interception vs. Minnesota (9/16), a diving catch off a deflected pass.

2006 (Detroit 6/5):

- Registered 11 tackles (seven solo) in six games with five starts.
- Placed on the reserve/injured list with a dislocated left toe on 11/24/06
- Made his third career start, and first opening day start, at defensive tackle against Seattle (9/10) to record five tackles (one solo).
- Had five tackles (four solo) at Chicago (9/17).

2005 (Detroit 16/2):

- Quickly became a regular in the defensive line rotation as a rookie, playing in all 16 games with two starts after being drafted in the second round (37th overall) of the 2005 Draft.
- Made his first professional appearance vs. Green Bay (9/11) and recorded two total tackles (one solo).
- Recorded the first sack of his career vs. Carolina (10/16) totaled 1.5 sacks for a loss of 15.0 yards in the game.
- Made his first career start against Chicago (10/30) and had first career forced fumble.
- Had his first career fumble recovery at Minnesota (11/6) along with five tackles, a single-game best.

COLLEGE:

- Prior to his senior season in 2004, he moved to end from tackle and finished with a career-high 45 tackles (29 solo), 10 sacks, 13 stops for losses, two forced fumbles, two fumble recoveries and three pass deflections.
- Team captain and voted PAC-10 co-Defensive Player of the Year.; Sports Illustrated.com 2004 All-American first team; Associated Press All-American first team; Football Writers Association of American first team. Finalist for the Lombardi Award and Hendricks Award and semifinalist for the Bednarik Award and Lott Trophy.

PERSONAL:

- Attended Los Altos High in Hacienda Heights (Calif.) where he made 105 tackles with 22 sacks in 2000.
- USA Today All-USA first team Defensive MVP; Parade All-American; Super Prep All-American; PrepStar All-American and Dream Team.
- Also played basketball.

Cody's 2010 Season Statistics

Date, Opp	Tackles							Interceptions					Fumbles				
	G	GS	Tot	Solo	Asst	Sk	Yds	No	Yds	Lg	TD	PD	FF	FR	Yds	TD	
9/12 vs. IND	1	1	2	1	1	0	0	0	0	0	0	0	0	0	0	0	
9/19 @ WAS	1	1	3	2	1	0	0	0	0	0	0	0	0	0	0	0	
9/26 vs. DAL	1	1	1	0	1	0	0	0	0	0	0	0	0	0	0	0	
10/3 @ OAK	1	1	1	0	1	0	0	0	0	0	0	0	0	0	0	0	
10/10 vs. NYG	1	1	3	1	2	0	0	0	0	0	0	0	0	0	0	0	
10/17 vs. KC	1	1	9	5	4	0	0	0	0	0	0	0	0	0	0	0	
11/1 @ IND	1	1	3	1	2	0	0	0	0	0	0	0	0	0	0	0	
11/7 vs. SD	1	1	1	1	0	0	0	0	0	0	0	0	0	0	0	0	
11/14 @ JAX	1	1	2	2	0	0	0	0	0	0	0	0	0	0	0	0	
11/21 @ NYJ	1	1	4	2	2	0	0	0	0	0	0	0	0	0	0	0	
11/28 vs. TEN	1	1	0	0	0	0	0	0	0	0	0	0	0	0	0	0	
12/2 @ PHI	1	1	0	0	0	0	0	0	0	0	0	0	0	0	0	0	
12/13 vs. BAL	1	1	2	1	1	0	0	0	0	0	0	0	0	0	0	0	
12/19 @ TEN	1	1	3	2	1	0	0	0	0	0	0	0	0	0	0	0	
12/26 @ DEN	1	1	1	1	0	0	0	0	0	0	0	0	0	0	0	0	
1/2/11 vs. JAX	1	1	3	2	1	0	0	0	0	0	0	0	0	0	0	0	
2010 Totals	16	16	38	21	17	0	0	0	0	0	0	0	0	0	0	0	

Cody's Career Statistics

Year	Team	Tackles							Interceptions					Fumbles			
		G	GS	Tot	Solo	Asst	Sk	Yds	No	Yds	Lg	TD	PD	FF	FR	Yds	TD
2005	Det	16	2	28	17	11	2	15	0	0	0	0	0	1	1	0	0
2006	Det	6	5	11	7	4	0	0	0	0	0	0	0	0	0	0	0
2007	Det	15	0	16	13	3	0	0	1	-2	-2	0	1	0	0	0	0
2008	Det	16	5	37	26	11	0	0	0	0	0	0	3	0	0	0	0
2009	Hou	14	13	21	13	8	1	1	0	0	0	0	1	0	0	0	0
2010	Hou	16	16	38	21	17	0	0	0	0	0	0	0	0	0	0	0
2011	Hou	0	0	0	0	0	0	0	0	0	0	0	0	0	0	0	0
NFL Totals		83	41	151	97	54	2	16	1	-2	0	0	5	1	1	0	0

CODY, SHAUN



Single Game Highs

Tackles

9 vs. Kansas City (10-17-10)

6 vs. Minnesota (12-7-08)

6 vs. Washington (10-26-08)

6 @ Houston (10-19-08)

Interceptions

1 vs. Minnesota (9-16-07) T. Jackson

Sacks


1.5 vs. Carolina (10-16-05) J. Delhomme

Forced Fumble

1 vs. Chicago (10-31-05)

Fumble Recovery

1 @ Minnesota (11-6-05)



56 BRIAN CUSHING

LINEBACKER

Height: 6-4 | Weight: 259 | College: Southern California |
Hometown: Park Ridge, N.J. | 3rd NFL Season |
3rd with Texans | Age as of Kickoff Weekend 2011: 24 |
Acquired: D1-'09 (15th overall) | 2011 GP/GS: 0/0 |
Career GP/GS: 28/28 | Teams: Houston, 2009-11 |

TRANSACTIONS: Selected by Houston Texans in the first round (15th pick overall) of the 2009 NFL Draft...signed by Texans on August 2, 2009.

HONORS:

- Pro Bowl Selection (2010)
- Associated Press Defensive Rookie of the Year (2009)
- Pro Football Weekly/PFWA Defensive Rookie of the Year (2009)
- Pro Football Weekly/PFWA All-Rookie Team (2009)
- AFC Defensive Player of the Week (Week 6, 2009; Week 8, 2009)
- NFL Defensive Rookie of the Month (November, 2009; December, 2009)

CAREER:

- Led the team in tackles in his first pro season and has 209 tackles in his two-year career.
- He is 13th in team history with 5.5 career sacks.
- Also has four career interceptions, 14 passes defended, three forced fumbles and one safety.

2010 (Houston 12/12):

- Started the final 12 games of the regular season and totaled 76 tackles (49 solo), 1.5 sacks and one forced fumble.
- Made season debut vs. the New York Giants (10/10) and had nine tackles (four solo) and one pass defended.
- Made eight tackles (seven solo) including one hit on the quarterback vs. Kansas City (10/17).
- Returned to strongside linebacker and recorded nine solo tackles and had one hit on the quarterback at Jacksonville (11/14).
- Made four solo tackles and forced a fumble at the New York Jets (11/21).
- Led the defense with seven tackles (three solo) including four for a loss to go along with two passes defended vs. Tennessee (11/28).
- Recorded 1.5 sacks for 12 yards lost and 10 tackles (six solo) including three for a loss vs. Baltimore (12/13).
- Made five tackles (four solo) including two hits on the quarterback vs. Jacksonville (1/2).

2009 (Houston 16/16):

- Started all 16 games as a rookie and named Defensive Rookie of the Year by the Associated Press.
- Was voted into the Pro Bowl but was unable to play due to injury.
- Made professional debut for the Texans, starting at linebacker against the New York Jets (9/13), and tied for the team high with eight tackles (five solo).
- Became the first Texans rookie to lead his team in tackles in his first three career games vs. Jacksonville (9/27), where he registered eight tackles (six solo), one tackle for loss, and two pass defenses.
- Wrapped up Oakland RB Justin Fargas in the end zone for the Texans first safety since 12/15/02 vs. Oakland (10/4).
- Made nine tackles (six solo), two passes defended, two forced fumbles and intercepted a pass from Bengals QB Carson Palmer late in the fourth quarter to clinch the victory at Cincinnati (10/18).
- Named the AFC Defensive Player of the Week (10/21) for his performance.
- Led the Texans in tackles for the sixth time in eight games with ten (three solo) as well as having one sack, one pass defended and one interception at Buffalo (11/1).
- Set a new career-high with 12 tackles (10 solo), one pass defended, one tackle for a loss and one quarterback hit at Indianapolis (11/8).
- Defensive leader in tackles for the ninth time, compiling 11 tackles (seven solo) vs. Indianapolis (11/29), where he picked off a Peyton Manning pass for his third interception of the season.
- Named NFL Rookie of the Month of November after totaling 43 tackles, two interceptions and a sack.
- Recorded one sack for a loss of 13 yards, three hits on the quarterback and 10 tackles

(six solo) including three for a loss vs. Seattle (12/13).

- Made seven tackles (three solo) with two hits on Craig Nall including combining with SS Bernard Pollard for a loss of five yards at St. Louis (12/20).
- Made nine solo tackles at Miami (12/27) including one for a loss, intercepted one pass, deflected a pass and sacked an opposing quarterback for the third straight week.

COLLEGE:

- Started 38 of 44 games he played in at USC, including 13 at right defensive end and 31 at strong-side outside linebacker.
- Finished his career with 178 tackles (101 solos) that included 8.5 quarterback sacks for minus 57 yards, 27.0 stops for losses totaling 106 yards and two pressures.
- Intercepted one pass, deflected 12 others and blocked two punts.
- Consensus All-American as a senior, earning first-team accolades from Sports Illustrated and second-team honors from The Sporting News and Associated Press, and a consensus first-team All-Pac 10 choice.
- Finalist for the Butkus Award, semifinalist for the Lombardi Award and quarterfinalist for the Lott Trophy.
- Honorable mention All-Pac 10 selection in 2007 and second-team all-conference pick in 2006.
- Started the last four games in 2005, including the national title game.

Cushing's 2010 Season Statistics

Date, Opp	Tackles						Interceptions						Fumbles							
	G	GS	Tot	Solo	Asst	Sk	Yds	No	Yds	Lg	TD	PD	FF	FR	Yds	TD				
9/12 vs. IND								SUSPENDED												
9/19 @ WAS								SUSPENDED												
9/26 vs. DAL								SUSPENDED												
10/3 @ OAK								SUSPENDED												
10/10 vs. NYG	1	1	9	4	5	0	0	0	0	0	0	1	0	0	0	0				
10/17 vs. KC	1	1	8	7	1	0	0	0	0	0	0	0	0	0	0	0				
11/1 @ IND	1	1	5	2	3	0	0	0	0	0	0	1	0	0	0	0				
11/7 vs. SD	1	1	5	2	3	0	0	0	0	0	0	0	0	0	0	0				
11/14 @ JAX	1	1	9	9	0	0	0	0	0	0	0	0	0	0	0	0				
11/21 @ NYJ	1	1	4	0	4	0	0	0	0	0	0	0	1	0	0	0				
11/28 vs. TEN	1	1	7	6	1	0	0	0	0	0	0	2	0	0	0	0				
12/2 @ PHI	1	1	6	5	1	0	0	0	0	0	0	0	0	0	0	0				
12/13 vs. BAL	1	1	10	6	4	2	12	0	0	0	0	0	0	0	0	0				
12/19 @ TEN	1	1	3	2	1	0	0	0	0	0	0	0	0	0	0	0				
12/26 @ DEN	1	1	5	2	3	0	0	0	0	0	0	0	0	0	0	0				
1/2/11 vs. JAX	1	1	5	4	1	0	0	0	0	0	0	0	0	0	0	0				
2010 Totals	12	12	76	49	27	2	12	0	0	0	0	4	1	0	0	0				

Cushing's Career Statistics

		Tackles							Interceptions					Fumbles			
Year	Team	G	GS	Tot	Solo	Asst	Sk	Yds	No	Yds	Lg	TD	PD	FF	FR	Yds	TD
2009	Hou	16	16	133	85	48	4	31	4	26	20	0	10	2	0	0	0
2010	Hou	12	12	76	49	27	2	12	0	0	0	0	4	1	0	0	0
2011	Hou	0	0	0	0	0	0	0	0	0	0	0	0	0	0	0	0
NFL Totals		28	28	209	134	75	6	43	4	26	20	0	14	3	0	0	0

CUSHING, BRIAN



PERSONAL:

- Attended Bergen Catholic (Oradell, N.J.) High School.
- Earned Parade, USA Today, Prep Football Report, Scout.com, Super Prep, EA Sports and Prep Star All-American honors as a senior.
- Recorded 120 tackles, 11 stops for loss, 10 sacks and seven interceptions as a linebacker in 2004.
- Played running back and tight end and gained 475 rushing yards with 10 touchdowns and caught 13 passes for 456 yards (35.1 avg) with seven scores.

Single Game Highs

Tackles

12 @ Indianapolis (11-8-09)
11 vs. Indianapolis (11-29-09)
11 vs. Baltimore (12-13-10)
10, three times, last vs. Seattle (12-13-09)
9, three times, last @ Jacksonville (11-14-10)
8, three times, last vs. San Francisco (10-25-09)

Sacks

1.5 vs. Baltimore (12-13-10) J. Flacco
1 @ Miami (12-27-09) C. Henne
1 @ Buffalo (11-1-09) R. Fitzpatrick
1 vs. Seattle (12-13-09) M. Hasselbeck

Interceptions

1 @ Miami (12-27-09) C. Henne
1 vs. Indianapolis (11-29-09) P. Manning
1 @ Buffalo (11-1-09) R. Fitzpatrick
1 @ Cincinnati (10-18-09) C. Palmer

Passes Defensed

2, three times; last: vs Tennessee (11-28-10)
1, six times, most recent:
1 @ Indianapolis (11-1-10)

Forced Fumbles

2 @ Cincinnati (10-18-09)

Safeties

1 vs. Oakland (10-4-09)



81 OWEN DANIELS

TIGHT END

Height: 6-3 | Weight: 243 | College: Wisconsin |
 Hometown: Naperville, Ill. | 6th NFL Season |
 6th with Texans | Age as of Kickoff Weekend 2011: 28 |
 Acquired: D4-'06 (98th overall) | 2011 GP/GS: 0/0 |
 Career GP/GS: 65/62 | Teams: Houston, 2006-11 |

TRANSACTIONS: Selected by Houston Texans in the fourth round (98th pick overall) of the 2006 NFL Draft...signed by Texans on July 12, 2006...re-signed with Texans on June 15, 2009...placed on reserve/injured list on November 4, 2009...re-signed with Texans on June 11, 2010...re-signed with Texans on March 3, 2011.

HONORS:

- NFL Pro Bowl Selection (2009)

CAREER:

- Texans leader in receptions (245) and receiving yards (2,972) at tight end.
- Ranks third in receptions and receiving yards in team history, while his 165 receiving first downs ranks second in team history
- Became the third player in team history to have 2,000-plus receiving yards in team history.
- Is averaging 45.7 receiving yards per game, which is second in team history.
- The first Texan to score in the NFL Pro Bowl when he caught a nine-yard touchdown pass in the second quarter of the 2009 game.

2010 (Houston 11/10):

- Played in 11 games with 10 starts and caught 38 passes on the season for 471 yards and two touchdowns.
- Caught five passes for 91 yards vs. Baltimore (12/13).
- Had a team high eight receptions, good for 73 yards and his first touchdown of the season at Denver (12/26).
- Recorded five receptions for 62 yards and a touchdown vs. Jacksonville (1/2/11).

2009 (Houston 8/8):

- Started the first eight games of the season...caught 40 passes for 519 yards and five touchdowns before suffering a season ending knee injury Week 9.
- Had six receptions for 72 yards and a 3rd quarter game-tying touchdown at Tennessee (9/20) to help set up for the game-winning field goal.
- Caught eight passes for 94 yards in the second half at Arizona (10/11).
- Caught seven passes for 78 yards and tied a career high with two touchdowns at Cincinnati (10/18)
- Was the team leader in receptions and yards vs. San Francisco (10/25) where he had seven catches for 123 yards and a touchdown.
- Made one catch for 22 yards at Buffalo (11/1) before leaving the game with a torn ACL and being placed on the reserved/injured list (11/4).

2008 (Houston 16/16):

- Started in all 16 games and caught 70 passes for 862 yards, earning his first trip to the Pro Bowl.
- Ranked second among AFC tight ends in receiving yards (862) and first downs (46), trailing only Kansas City TE Tony Gonzalez in both categories.
- Ranked in the top five among AFC tight ends in receptions (third, 70), receiving yards per game (third, 53.9) and yards per reception (fourth, 12.3).
- Teamed with teammate Andre Johnson to form the most prolific receiver-tight end pairing in the NFL with a combined 185 receptions and 2,437 yards.
- Also caught a pair of touchdown passes.
- Had a career-high 11 receptions for 133 yards at Minnesota (11/2).
- Recorded 66 yards on six receptions including two touchdowns vs. Detroit (10/19).
- Caught 11 passes for 131 yards, both career-highs at Minnesota (11/2).
- Caught seven passes for 111 yards at Oakland (12/21).

2007 (Houston 16/16):

- Started all 16 games and finished with 63 catches for 768 yards and three touchdowns.
- Reception and yardage totals both ranked sixth among NFL tight ends.
- His 63 catches were second-most on the team and his 768 yards ranked third.

- Caught a season-high seven passes for 56 yards vs. Indianapolis (9/23).
- Caught six passes for a season-high 96 yards vs. Miami (10/7).
- Tied his season high with seven receptions for 82 yards and scored his first TD of the season at Cleveland (11/25).

2006 (Houston 14/12):

- Started 12 games as a rookie and finished tops in NFL among rookie tight ends with 34 catches for 352 yards and five touchdowns.
- His five scores tied for the team lead and were the most ever by a Texans tight end.
- Started his first career game vs. Philadelphia (9/10).
- Registered four catches for 44 yards including his first career TD for 33 yards at Indianapolis (9/17).
- Had a season high 99 receiving yards with nine catches and two TDs at Tennessee (10/29), setting a team record for rookie tight ends.

COLLEGE:

- Began his Wisconsin career on special teams and at quarterback.
- Moved to flanker and then tight end as a sophomore and also saw action at split end and as a wingback.
- Played in 43 games during his career, 36 of them as a receiver...caught 62 passes for 852 yards (13.7 avg) and eight touchdowns.
- Atmospheric & oceanic sciences major who earned Academic All-Big Ten Conference honors in 2002.

Daniels' 2010 Season Statistics

Date, Opp	GP	GS	Rush	Yds	Avg	Lg	TD	Rec	Yds	Avg	Lg	TD
9/12 vs. IND	1	1	0	0	0	0	0	1	9	9	9	0
9/19 @ WAS	1	1	0	0	0	0	0	2	24	12	15	0
9/26 vs. DAL	1	1	0	0	0	0	0	3	27	9	11	0
10/3 @ OAK	1	0	0	0	0	0	0	1	8	8	8	0
10/10 vs. NYG	1	1	0	0	0	0	0	3	45	15	19	0
10/17 vs. KC	1	1	0	0	0	0	0	5	79	16	27	0
11/1 @ IND	1	1	0	0	0	0	0	1	8	8	8	0
11/7 vs. SD								INACTIVE				
11/14 @ JAX								INACTIVE				
11/21 @ NYJ								INACTIVE				
11/28 vs. TEN								INACTIVE				
12/2 @ PHI								INACTIVE				
12/13 vs. BAL	1	1	0	0	0	0	0	5	91	18	30	0
12/19 @ TEN	1	1	0	0	0	0	0	4	45	11	23	0
12/26 @ DEN	1	1	0	0	0	0	0	8	73	9	31	1
1/2/11 vs. JAX	1	1	0	0	0	0	0	5	62	12	27	1
2010 Totals	11	10	0	0	0	0	0	38	471	12	31	2

Daniels' Career Statistics

Year	Team	G	GS	Rush	Yds	Avg	Lg	TD	Rec	Yds	Avg	Lg	TD
2006	Hou	14	12	0	0	0	0	0	34	352	10	33t	5
2007	Hou	16	16	0	0	0	0	0	63	768	12	29	3
2008	Hou	16	16	0	0	0	0	0	70	862	12	35	2
2009	Hou	8	8	0	0	0	0	0	40	519	13	44	5
2010	Hou	11	10	0	0	0	0	0	38	471	12	31	2
2011	Hou	0	0	0	0	0	0	0	0	0	0	0	0
NFL totals		65	62	0	0	0	0	0	245	2,972	12	44	17

DANIELS, OWEN



PERSONAL:

- Resides in Houston.
- Played basketball and ran track at Naperville (Ill.) Central High School for the Red-hawks.

Single Game Highs

Receptions

11 @ Minnesota (133 yards, 11-2-08)
9 @ Tennessee (99 yards, 10-29-06)
8 @ Arizona (10-11-09)
8 @ Denver (12-26-10)
7, six times, most recent:
7 vs. San Francisco (123 yards, 10-25-09)

Receiving Yards

133 @ Minnesota (11 receptions, 11-2-08)
123 vs. San Francisco (7 receptions, 10-25-09)
111 @ Oakland (7 receptions, 12-21-08)
99 @ Tennessee (9 receptions; 10-29-06)

Touchdowns

2 @ Cincinnati (10-18-09)
2 vs. Detroit (10-19-08)
2 @ Tennessee (10-29-06)
1, eight, most recent:
1 @ Denver (12-26-10)

Long

44 vs. Oakland (10-4-09)
42t vs. San Francisco (10-25-09)
35 @ Oakland (12-21-08)

Additional Statistics

Special Teams Tackles: 2 Total; 2006 – 2.



52 TIM DOBBINS INSIDE LINEBACKER

Height: 6-1 | Weight: 246 | College: Iowa State |
Hometown: Nashville, Tenn. | 6th NFL Season |
1st with Texans | Age as of Kickoff Weekend 2011: 28 |
Acquired: UFA-'11 (MIA) | 2011 GP/GS: 0/0 | Career GP/GS: 78/16 |
Teams: San Diego, 2006-09; Miami, 2010; Houston, 2011 |

TRANSACTIONS: Drafted by the San Diego Chargers in the fifth-round (151st overall) of the 2006 NFL Draft...signed by Chargers on July 24, 2006...re-signed by Chargers on April 19, 2010...acquired by Miami Dolphins on April 22, 2010 via trade...signed as a free agent by the Houston Texans on August 7, 2011.

CAREER:

- Has appeared in 78 games with 16 starts, totaling 196 tackles (122 solo), two sacks for 13 yards, two interceptions for 17 yards, seven passes defended and four forced fumbles.
- Played for Texans defensive coordinator Wade Phillips during his rookie season in San Diego.
- In 2008, Dobbins started eight-of-16 games, registering career highs of 78 tackles (42 solo), one interception and two forced fumbles.

2010 (Miami 6/10):

- Started six games and played in a reserve role ten times, finishing the season with 43 tackles.
- Had one game of double figure tackles Made his Dolphin debut in a reserve role at Buffalo (9/12).
- Had three tackles including one sack, tackling Ravens quarterback Joe Flacco for a six-yard loss at Baltimore (11/7).
- Started and led the Dolphins in tackles with 11 stops at New England (1/2/11).

2009 (San Diego 14/2):

- Played in 14 games with two starts and finished season with 57 tackles, one sack, one interception and four special teams tackles.
- Was awarded game ball from coaches after interception and a career-high 14 tackles at Kansas City (10/25).
- Quarterback pressure led to safety in win vs. Kansas City (11/29).
- Was awarded game ball at Dallas (12/13) for hand in second, third and fourth-down stops during key goal line stand.

2008 (San Diego 16/8):

- Played in all 16 games for the third consecutive season, with a career-high eight starts.
- Notched interception in third quarter at Oakland (9/28) which led to Chargers' first touchdown of game en route to a 28-18 win.
- Started first-career game at inside linebacker vs. New England (10/12).
- Paced squad with season high 13 tackles and a forced fumble in NFL International Series game against New Orleans in London (10/26).
- Led team with season high four special teams tackles vs. Denver (12/28).
- Helped save season with eight-yard sack of Peyton Manning at Colts' one on 3rd down late in fourth quarter of AFC Wild Card Playoff game vs. Indianapolis (1/3/09).

2007 (San Diego 16/0):

- Played in all 16 games, primarily on special teams, and had 16 tackles, including 12 on special teams.
- Recorded nine stops at inside linebacker after Matt Wilhelm left contest in first quarter (calf) at New England (9/16).
- Had a forced fumble on special teams and team-high three stops in win vs. Detroit (12/16).
- Led team with two special teams tackles in AFC Championship Game at New England (1/20).

2006 (San Diego 16/0):

- Played in all 16 games, primarily on special teams, and notched a career-high 18 tackles and added four tackles on defense.
- Scored first-career touchdown, recovering muffed punt in end zone vs. Arizona (12/31).

COLLEGE:

- First-team All-Big 12 as senior and honorable mention as junior at Iowa State.
- Big 12 Defensive Newcomer of Year in 2004.
- Spent 2002-03 seasons at Copiah-Lincoln Junior College in Mississippi.
- All-state honorable mention in Mississippi Association of Community and Junior Colleges as a sophomore.
- Finished junior college career with 210 tackles, 13 sacks and four interceptions
- Played at Iowa State from 2004-05.
- Sociology major.

PERSONAL:

- Attended Glenciff (Nashville, TN) High school where he was an All-State linebacker.
- Selected to play in 2002 Tennessee-Kentucky All-Star Game in Knoxville.
- Born in Nashville, Tennessee.

Dobbins' 2010 Season Statistics

Date, Opp	G	GS	Tackles				Interceptions					Fumbles				
			Tot	Solo	Asst	Sk	Yds	No	Yds	Lg	TD	PD	FF	FR	Yds	TD
9/12 @ BUF	1	0	0	0	0	0.0	0.0	0	0	0	0	0	0	0	0	0
9/19 @ MIN	1	0	3	2	1	0.0	0.0	0	0	0	0	0	0	0	0	0
9/26 vs. NYJ	1	1	2	2	0	0.0	0.0	0	0	0	0	0	0	0	0	0
10/4 vs. NE	1	1	3	2	1	0.0	0.0	0	0	0	0	0	0	0	0	0
10/17 @ GB	1	0	0	0	0	0.0	0.0	0	0	0	0	0	0	0	0	0
10/24 vs. PIT	1	0	0	0	0	0.0	0.0	0	0	0	0	0	0	0	0	0
10/31 @ CIN	1	0	0	0	0	0.0	0.0	0	0	0	0	0	0	0	0	0
11/7 @ BAL	1	0	3	2	1	1.0	6.0	0	0	0	0	0	0	0	0	0
11/14 vs. TEN	1	0	0	0	0	0.0	0.0	0	0	0	0	0	0	0	0	0
11/18 vs. CHI	1	0	0	0	0	0.0	0.0	0	0	0	0	0	0	0	0	0
11/28 @ OAK	1	1	6	4	2	0.0	0.0	0	0	0	0	0	0	0	0	0
12/5 vs. CLE	1	1	7	5	2	0.0	0.0	0	0	0	0	0	0	0	0	0
12/12 @ NYJ	1	0	2	2	0	0.0	0.0	0	0	0	0	0	0	0	0	0
12/19 vs. BUF	1	0	0	0	0	0.0	0.0	0	0	0	0	0	0	0	0	0
12/26 @ DET	1	1	6	5	1	0.0	0.0	0	0	0	0	1	0	0	0	0
1/2/11 @ NE	1	1	11	8	3	0.0	0.0	0	0	0	0	0	0	0	0.0	0
2010 Totals	16	6	43	32	11	1.0	6.0	0	0	0	0	1	0	0	0	0

Dobbins' Career Statistics

Year	Team	Tackles							Interceptions					Fumbles			
		G	GS	Tot	Solo	Asst	Sk	Yds	No	Yds	Lg	TD	PD	FF	FR	Yds	TD
2006	SD	16	0	1	0	1	0.0	0.0	0	0	0	0	0	0	1	0	0
2007	SD	16	0	9	8	1	0.0	0.0	0	0	0	0	1	1	2	0	0
2008	SD	16	8	46	36	10	0.0	0.0	1	4	4	0	4	3	0	0	0
2009	SD	14	2	51	37	14	1.0	7.0	1	13	13	0	1	1	0	0	0
2010	Mia	16	6	43	32	11	1.0	6.0	0	0	0	0	1	0	0	0	0
2011	Hou	0	0	0	0	0	0.0	0.0	0	0	0	0	0	0	0	0	0
NFL Totals		78	16	150	113	37	2.0	13.0	2	17	13	0	7	5	3	0	0

DOBBINS, TIM



Single Game Highs

Tackles

11, three times, most recent:
11 @ New England (1-2-11)
9, two times, most recent:
9 vs. Atlanta (11-30-08)
7 vs. Cleveland (12-5-10)

Sacks

1 @ Baltimore (11-7-10) J. Flacco
1 @ Pittsburgh (10-4-09) B. Roethlisberger

Interceptions

1 @ Kansas City (10-25-09) M. Cassell
1 @ Oakland (9-28-08) J. Russell

Passes Defensed

1, seven times, most recent:
1 vs. Detroit (12-26-10)

Forced Fumbles

1, five times, most recent:
1 vs. Cincinnati (12-20-09)

Fumble Recoveries

1, three times, most recent:
1 vs. Baltimore (11-25-07)



85 JOEL DREESSEN TIGHT END

Height: 6-4 | Weight: 243 | College: Colorado State |
Hometown: Fort Morgan, Colo. | 6th NFL Season |
4th with Texans | Age as of Kickoff Weekend 2011: 29 |
Acquired: FA-'07 | 2011 GP/GS: 0/0 | Career GP/GS: 75/23 |
Teams: New York Jets, 2005; Houston, 2007-11 |

TRANSACTIONS: Selected by New York Jets in sixth round (198th pick overall) of the 2005 NFL Draft...signed by Jets on July 25, 2005...released by Jets on September 2, 2006...signed by Houston Texans on January 2, 2007...released by Texans on September 13, 2007...re-signed by Texans on September 25, 2007...re-signed by Texans on March 4, 2009.

CAREER:

- Has played in all 16 games for three consecutive seasons.
- Has played in 75 career NFL games with 23 starts and has recorded 82 career receptions for 1,010 yards and seven touchdowns.

2010 (Houston 16/9):

- Set career highs with 36 receptions, 517 yards receiving and four touchdowns.
- Caught a 28-yard pass to set up the game-winning field goal in overtime at Washington (9/19).
- Led the team with five receptions for 73 yards and a touchdown in his first start of the season at Oakland (10/3).
- Led Texans receivers with five receptions for 66 yards vs. San Diego (11/7).
- Caught four passes for a career-high 106 yards and a touchdown at the New York Jets (11/21).
- Caught three passes for 15 yards and one touchdown vs. Tennessee (11/28).

2009 (Houston 16/11):

- Played in all 16 games for the second consecutive year and started a career-high 11 times, finishing with 26 receptions for 320 yards, both career bests, and a touchdown and also handled the long-snapping duties for the majority of the season.
- Started at tight end and had three receptions for 31 yards including a crucial fourth down conversion at Tennessee (9/20) along with a special teams tackle.
- Caught four passes for 65 yards at Miami (12/27).
- Made six receptions for 81 yards and a touchdown vs. New England (1/3/10).

2008 (Houston 16/3):

- Played in all 16 games with three starts and set career marks in catches (11) and receiving yards (77).
- Was a key contributor on special teams, making a career-high eight special teams stops.
- Made his first career start on offense in a double tight end set vs. Miami (10/12) and recorded one special teams tackle in the game.

2007 (Houston 13/0):

- Played in 13 games at tight end in his first season as a Texan and caught four passes for 55 yards and the first two touchdowns of his career.
- Made his Texans debut on special teams at Atlanta (9/30).
- Caught his first career touchdown pass, a 28-yarder from QB Sage Rosenfels, at San Diego (10/28).

2006 (New York Jets 0/0):

- Spent time with the New York Jets before being released after training camp (9/2).

2005 (New York Jets 14/0):

- Saw action in 14 games at tight end and made five catches for 41 yards.
- Caught the first pass of his career, a seven-yard reception, at Denver (11/20).
- Caught two passes for 11 yards, the first multi-catch game of his career, at Miami (12/18).

COLLEGE:

- Caught 123 career passes for 1,295 yards and 10 TDs while at Colorado State...his 123 receptions rank eighth all time on the school's career list.

- Selected third team All-American by The NFL Draft Report.
- All-Mountain West Conference first-team as a sophomore and senior.
- Finished senior season with a career-high 43 receptions for 427 yards and three TDs.
- Also a force on special teams registering six tackles and serving as long snapper.
- Majored in management.

PERSONAL:

- Born Joel Clifford Dreesen in Ida Grove, Iowa.
- Joel and his wife, Stacy, have one child.

Dreesen's 2010 Season Statistics

Date, Opp	GP	GS	Rush	Yds	Avg	Lg	TD	Rec	Yds	Avg	Lg	TD
9/12 vs. IND	1	0	0	0	0	0	0	0	0	0	0	0
9/19 @ WAS	1	0	0	0	0	0	0	1	28	28	28	0
9/26 vs. DAL	1	0	0	0	0	0	0	1	18	18	18	0
10/3 @ OAK	1	1	0	0	0	0	0	5	73	15	29	1
10/10 vs. NYG	1	1	0	0	0	0	0	0	0	0	0	0
10/17 vs. KC	1	1	0	0	0	0	0	1	5	5	5	1
11/1 @ IND	1	0	0	0	0	0	0	0	0	0	0	0
11/7 vs. SD	1	0	0	0	0	0	0	5	66	13	24	0
11/14 @ JAX	1	1	0	0	0	0	0	2	24	12	16	0
11/21 @ NYJ	1	0	0	0	0	0	0	4	106	27	43	1
11/28 vs. TEN	1	1	0	0	0	0	0	3	15	5	9	1
12/2 @ PHI	1	1	0	0	0	0	0	5	63	13	20	0
12/13 vs. BAL	1	1	0	0	0	0	0	0	0	0	0	0
12/19 @ TEN	1	1	0	0	0	0	0	4	36	9	14	0
12/26 @ DEN	1	1	0	0	0	0	0	3	33	11	15	0
1/2/11 vs. JAX	1	0	0	0	0	0	0	2	50	25	41	0
2010 Totals	16	9	0	0	0	0	0	36	517	14	43	4

Dreesen's Career Statistics

Year	Team	G	GS	Rush	Yds	Avg	Lg	TD	Rec	Yds	Avg	Lg	TD
2005	NYJ	14	0	0	0	0	0	0	5	41	8	17	0
2007	Hou	13	0	0	0	0	0	0	4	55	14	28t	2
2008	Hou	16	3	0	0	0	0	0	11	77	7	13	0
2009	Hou	16	11	0	0	0	0	0	26	320	12	25t	1
2010	Hou	16	9	0	0	0	0	0	36	517	14	43	4
2011	Hou	0	0	0	0	0	0	0	0	0	0	0	0
NFL totals		75	23	0	0	0	0	0	82	1,010	12	43	7

DREESSEN, JOEL



Single Game Highs

Receptions

6 vs. New England (81 yards, 1-3-10)
5, twice; last: @ Philadelphia (63 yards, 12-2-10)
4, three times, last @ Tennessee (36 yards, 12-19-10)
3, twice; last: @ Denver (33 yards, 12-26-10)

Receiving Yards

106 @ New York Jets (4 receptions, 11-21-10)
81 vs. New England (6 receptions, 1-3-10)
66 vs. San Diego (5 receptions, 11-7-10)
65 @ Miami (4 receptions, 12-29-09)
63 @ Philadelphia (5 receptions, 12-2-10)

Long

43 @ New York Jets (11-21-10)
41 vs. Jacksonville (1-2-11)
28 @ Washington (9-19-10)
28t @ San Diego (10-28-07)
25t vs. New England (1-3-10)

Touchdowns

1, six times, last @ New York Jets (11-21-10)

Additional Statistics

Special Teams Tackles: 24 total; 2005 – 1, 2007 – 9, 2008 – 8; 2009 – 3; 2010 – 3.



23 ARIAN FOSTER RUNNING BACK

Height: 6-1 | Weight: 229 | College: Tennessee |
Hometown: San Diego, Calif. | 3rd NFL Season |
3rd with Texans | Age as of Kickoff Weekend 2010: 25 |
Acquired: CFA-'09 | 2011 GP/GS: 0/0 |
Career GP/GS: 22/14 | Teams: Houston, 2009-11 |

TRANSACTIONS: Signed by the Houston Texans as an undrafted free agent on May 1, 2009...released by the Texans on September 5, 2009...signed to the Texans practice squad on September 6, 2009...signed to the Texans active roster on November 17, 2009.

HONORS:

- Played in the 2011 Pro Bowl as a starter
- Associated Press First-Team All-Pro (2010)
- Sporting News All-Pro (2010)
- Pro Football Weekly/Pro Football Writers of America All-NFL Team (2010)
- Pro Football Weekly/Prof Football Writers of America Most Improved Player (2010)
- AFC Offensive Player of the Week (Week 1, 2010)
- AFC Offensive Player of the Month (September, 2010)
- FedEx Ground Player of the Week (Week 1, 2010; Week 17, 2010)
- FedEx Ground Player of the Year Finalist (2010)
- Houston Texans Team MVP (2010)
- ESPY - NFL Strongest Performance (2011)

CAREER:

- Led NFL in rushing in 2010, recorded the most rushing yards ever by an undrafted player with 1,616 yards, surpassing Priest Holmes' previous record of 1,615 in 2002.
- Was the third player in NFL history to amass 1,600 rushing yards and 600 receiving yards in a season.
- Finished 2009 with 54 carries for 257 yards and three touchdowns to go with eight receptions for 93 yards.
- Has nine 100-yard rushing games in his career.

2010 (Houston 16/13):

- Led NFL in rushing yards (1,616), scrimmage yards (2,220), scoring by a non-kicker (108 points), touchdowns (18) and first downs (123), all of which were Texans team records.
- Ran for a franchise record 231 yards and three touchdowns on 33 carries vs. Indianapolis (9/12), becoming the first player in NFL history to run for 200-plus yards and three touchdowns on opening weekend.
- His 231 yards rushing in a game were the seventh-most in NFL history, earning him AFC Offensive Player of the Week and FedEx Ground NFL Player of the Week honors.
- Rushed for 133 yards on 17 carries including a 74-yard touchdown on his first carry of the game and caught three passes for 56 yards including a 10-yard touchdown reception at Oakland (10/3).
- Had 143 yards rushing on 30 carries and another nine receptions for a career-high 75 yards, totaling 218 all-purpose yards vs. Tennessee (11/28).
- Broke RB Steve Slaton's single season franchise rushing record of 1,282 yards from 2008 as he ran for 100 yards on 20 carries and added four catches for 25 yards vs. Baltimore (12/13) on Monday Night Football.
- Wrapped up the NFL rushing title with 180 yards on 31 carries and two touchdowns in the season finale vs. Jacksonville (1/2). Named FedEx Ground Player of the Week for the second time in the 2010 season.

2009 (Houston 6/1):

- Saw action in the last six games of his rookie season, starting one, and finished rookie season with 257 yards on 54 carries and scored three touchdowns.
- Made his NFL debut vs. Tennessee (11/23) and played on special teams where he assisted on one tackle. Saw action at running back for the first time in his NFL career vs. Seattle (12/13).
- Scored his first career touchdown on a 17-yard run up the middle in the second quarter at Miami (12/27). Finished the game with 19 carries for 97 yards.

- Made his first career start vs. New England (1/3/10) and posted his first career 100-yard game, rushing for 119 yards and two scores on 20 carries.

COLLEGE:

- Rushed for 2,964 yards in four years at the University of Tennessee.
- Led the team with 570 rushing yards and a touchdown as a senior in 2008.
- Finished sixth among SEC rushing leaders with 1,193 yards and 12 touchdowns along with 39 receptions for 340 yards and two scores as a junior in 2007, earning second-team All-SEC honors from the Associated Press and Rivals.com.
- Rushed 91 times for 322 yards with five touchdowns and caught 11 passes for 88 yards as a sophomore in 2006.
- Earned freshman All-America accolades from Rivals.com and *The Sporting News* in 2005 when he ran for 879 yards and five touchdowns.
- Ran for a career-high 223 yards against Vanderbilt.
- Redshirted the 2004 season.

PERSONAL:

- San Diego Union-Tribune's All-San Diego Western League Player of the Year as a senior at Mission Bay High School.
- Named All-West Region by PrepStar and also earned All-California Interscholastic Federation honors.
- Led county with 2,500 all-purpose yards, racking up 2,093 rushing yards and 24 touchdowns while adding six scores on kickoff returns as senior in 2003.
- Was a member of the basketball and track and field squads in addition to the football team.

Foster's 2010 Season Statistics

Date, Opp	GP	GS	Rush	Yds	Avg	Lg	TD	Rec	Yds	Avg	Lg	TD
9/12 vs. IND	1	1	33	231	7.0	42	3	1	7	7.0	7	0
9/19 @ WAS	1	1	19	69	3.6	11	0	3	69	23.0	50	0
9/26 vs. DAL	1	1	17	106	6.2	26	0	4	20	5.0	14	0
10/3 @ OAK	1	0	16	133	8.2	74	1	3	56	18.7	31	1
10/10 vs. NYG	1	1	11	25	2.3	9	0	2	2	1.0	6	0
10/17 vs. KC	1	1	18	71	3.9	21	2	6	26	4.3	10	0
11/1 @ IND	1	1	15	102	6.8	33	1	9	65	7.2	14	0
11/7 vs. SD	1	1	27	127	4.7	15	2	4	70	17.5	33	0
11/14 @ JAX	1	1	15	56	3.7	14	1	1	4	4.0	4	0
11/21 @ NYJ	1	0	22	84	3.8	19	2	6	59	9.8	20	0
11/28 vs. TEN	1	1	30	143	4.8	37	0	9	75	8.3	19	0
12/2 @ PHI	1	1	22	83	3.8	29	1	2	26	13.0	13	1
12/13 vs. BAL	1	1	20	100	5.0	16	0	4	25	6.3	10	0
12/19 @ TEN	1	0	11	15	1.4	7	0	6	46	7.7	18	0
12/26 @ DEN	1	1	19	91	4.8	34	1	4	44	11.0	28	0
1/2/11 vs. JAX	1	1	31	180	5.8	56	2	2	10	5.0	6	0
2010 Totals	16	13	326	1,616	5.0	74	16	66	604	9.2	50	2

Foster's Career Statistics

Year	Team	G	GS	Rush	Yds	Avg	Lg	TD	Rec	Yds	Avg	Lg	TD
2009	Hou	6	1	54	257	4.8	24	3	8	93	11.6	20	0
2010	Hou	16	13	326	1,616	5.0	74	16	66	604	9.2	50	2
2011	Hou	0	0	0	0	--	--	0	0	0	--	--	0
NFL totals		22	14	380	1,873	4.9	18	19	74	697	9.4	50	2



Single Game Highs

Rushing Yards

231 vs. Indianapolis (33 carries, 9-12-10)
180 vs Jacksonville (31 carries, 1-2-11)
143 vs. Tennessee (30 carries, 11-28-10)
133 at Oakland (17 carries, 10-3-10)
127 vs. San Diego (27 carries, 11-7-10)

Rushing Attempts

33 vs. Indianapolis (231 yards, 9-12-10)
31 vs Jacksonville (180 yards, 1-2-11)
30 vs. Tennessee (143 yards, 11-28-10)
27 vs. San Diego (127 yards, 11-7-10)

Rushing Long

74 at Oakland (10-3-10)
56 vs. Jacksonville (1-2-11)
42 vs. Indianapolis (9-12-10)
37 vs. Tennessee (11-28-10)

Rushing Touchdowns

3 vs. Indianapolis (9-12-10)
2 , five times, last vs. Jacksonville (1-2-11)

Receiving Yards

75 vs. Tennessee (9 receptions, 11-28-10)
70 vs. San Diego (4 receptions, 11-7-10)
69 at Washington (3 receptions, 9-19-10)

Receptions

9, two times; last vs. Tennessee (75 yards, 11-28-10)
6, two times, last at New York Jets (59 yards, 11-21-10)
4, four times, last at Denver (44 yards, 12-26-10)

Receiving Long

50 at Washington (9-19-10)
31 at Oakland (10-3-10)
33 vs. San Diego (11-7-10)
28 at Denver (12-26-10)

Additional Statistics

Special Teams Tackles: 1 total; 2009 –1



88 GARRETT GRAHAM

TIGHT END

Height: 6-3 | Weight: 241 | College: Wisconsin |
Hometown: Brick, N.J. | 2nd NFL Season |
2nd with Texans | Age as of Kickoff Weekend 2011: 24 |
Acquired: D4b-'10 (118th overall) | 2011 GP/GS: 0/0 |
Career GP/GS: 6/0 | Teams: Houston, 2010-11 |

TRANSACTIONS: Selected by the Houston Texans in the fourth round (118th overall) of the 2010 NFL Draft...signed with Texans on July 28, 2010.

2010 (Houston 6/0):

- Played in six games, primarily on special teams.
- Made his professional debut on special teams vs. Kansas City (10/17).
- Saw playing time at tight end and on special teams at Jacksonville (11/14), at the New York Jets (11/21), vs. Tennessee (11/28) and at Philadelphia (12/2).

COLLEGE:

- Started 33-of-40 games for the Badgers, catching 121 passes for 1,492 yards and 16 touchdowns.
- Became the 20th player in school history to gain over 1,000 yards receiving in a career and was the fifth Wisconsin tight end to accomplish that feat.
- His sixteen touchdown catches topped the previous school all-time record for tight ends has more touchdown receptions.
- Earned first-team All-Big Ten Conference honors in 2009 from the media and second-team accolades from the league's coaches and was named 2009 team co-MVP.
- Started 13 games catching a career-high 51 passes for 624 yards (12.24 ypc) and seven touchdowns.
- 2008 All-Big Ten Conference first-team selection by the league's media, The NFL Draft Report and CBS Sportsline, earning second team honors from the conference's coaches.
- Led the team with a career-high 40 receptions for 540 yards and five touchdowns, as it marked the third-straight year a tight end led the team in catches.
- Started 10-of-13 games in 2007 in the team's two-tight end formation and finished second on the team, catching 30 passes for 328 yards and four touchdowns.
- Sociology major.

PERSONAL:

- Attended Brick Township Memorial (Brick, N.J.) High School and was named to the Associated Press, Newark Star-Ledger and Gannett News All-State teams as a junior and senior.

- New Jersey Top 25 and National Top 35 prospect selection, earning a four-star rating from Rivals.com.
- Father, Gordon, played for the West Virginia University soccer team.
- Resides in Brick, New Jersey.

Graham's 2010 Season Statistics

Date, Opp	GP	GS	Rush	Yds	Avg	Lg	TD	Rec	Yds	Avg	Lg	TD
9/12 vs. IND												
9/19 @ WAS												
9/26 vs. DAL												
10/3 @ OAK												
10/10 vs. NYG												
10/17 vs. KC	1	0	0	0	0	0	0	0	0	0	0	0
11/1 @ IND												
11/7 vs. SD	1	0	0	0	0	0	0	0	0	0	0	0
11/14 @ JAX	1	0	0	0	0	0	0	0	0	0	0	0
11/21 @ NYJ	1	0	0	0	0	0	0	0	0	0	0	0
11/28 vs. TEN	1	0	0	0	0	0	0	0	0	0	0	0
12/2 @ PHI	1	0	0	0	0	0	0	0	0	0	0	0
12/13 vs. BAL												
12/19 @ TEN												
12/26 @ DEN												
1/2/11 vs. JAX												
2010 Totals	6	0	0	0	0	0	0	0	0	0	0	0

Graham's Career Statistics

Year	Team	G	GS	Rush	Yds	Avg	Lg	TD	Rec	Yds	Avg	Lg	TD
2010	Hou	6	0	0	0	0	0	0	0	0	0	0	0
2011	Hou	0	0	0	0	0	0	0	0	0	0	0	0
NFL totals		6	0	0	0	0	0	0	0	0	0	0	0



25 KAREEM JACKSON CORNERBACK

Height: 5-10 | Weight: 197 | College: Alabama |
Hometown: Macon, Ga. | 2nd NFL Season |
2nd with Texans | Age as of Kickoff Weekend 2011: 23 |
Acquired: D1-'10 (20th overall) | 2011 GP/GS: 0/0 |
Career GP/GS: 16/16 | Teams: Houston, 2010-11 |

TRANSACTIONS: Selected by the Houston Texans in the first round (20th overall) of the 2010 NFL Draft...signed by Texans on July 30, 2010.

2010 (Houston 16/16):

- Started at cornerback for all 16 games, where he made 71 tackles (58 solo) and had two interceptions in his rookie campaign.
- Made his professional debut vs. Indianapolis (9/12), making four solo tackles and breaking up one pass.
- Made six tackles (four solo) and had a pass defended at Washington (9/19).
- Had six tackles (three solo) and one pass defended vs. Dallas (9/26)
- Made five solo tackles and intercepted the first pass of his young NFL career and returned it 23 yards vs. the New York Giants (10/10)
- Recorded six tackles (five solo) and intercepted a pass from QB Philip Rivers vs. San Diego (11/7).
- Made seven tackles (six solo) vs. Baltimore (12/13).
- Had one solo tackle and forced a fumble at Denver (12/26).

COLLEGE:

- Played in all 41 career games at Alabama and started 40 contests, registering 159 tackles (106 solo) with eight tackles for loss (24 yards).
- Deflected 29 passes and recorded five interceptions (164 yards, 32.8 avg.)
- His 29 pass deflections rank fourth on Alabama's all-time record list...his 13 pass breakups in 2009 rank seventh on the school's single-season record list
- Registered one forced fumble and one fumble recovery
- Blocked two kicks...returned one punt for eight yards.

PREP SCHOOL:

- Attended Fork Union Military Academy (Fork Union, Va.)
- Intercepted five passes in his only season at the school...
- Given a four-star rating by Rivals.com.

HIGH SCHOOL:

- Attended Westside High School in Macon, Ga. and compiled 1,436 rushing yards with 20 touchdowns and nine receptions for 256 yards with two touchdowns as a senior
- Accounted for 16 tackles and three interceptions on defense as a senior
- Concluded a three-year varsity career with over 3,447 rushing yards and 46 touchdowns
- Played in The Max Emfinger Third Annual High School All-American Classic
- Rated as the 17th-best overall prospect in the nation by Rivals.com

PERSONAL:

- General Studies major
- Resides in Macon, Ga.

Jackson's 2010 Season Statistics

Date, Opp	Tackles							Interceptions				Fumbles				
	G	GS	Tot	Solo	Asst	Sk	Yds	No	Yds	Lg	TD	PD	FF	FR	Yds	TD
9/12 vs. IND	1	1	4	4	0	0	0	0	0	0	0	1	0	0	0	0
9/19 @ WAS	1	1	6	4	2	0	0	0	0	0	0	1	0	0	0	0
9/26 vs. DAL	1	1	6	3	3	0	0	0	0	0	0	1	0	0	0	0
10/3 @ OAK	1	1	4	3	1	0	0	0	0	0	0	1	0	0	0	0
10/10 vs. NYG	1	1	5	5	0	0	0	1	23	23	0	1	0	0	0	0
10/17 vs. KC	1	1	7	3	4	0	0	0	0	0	0	0	0	0	0	0
11/1 @ IND	1	1	6	5	1	0	0	0	0	0	0	1	0	0	0	0
11/7 vs. SD	1	1	6	5	1	0	0	1	0	0	0	1	0	0	0	0
11/14 @ JAX	1	1	2	2	0	0	0	0	0	0	0	0	0	0	0	0
11/21 @ NYJ	1	1	3	3	0	0	0	0	0	0	0	1	0	0	0	0
11/28 vs. TEN	1	1	3	3	0	0	0	0	0	0	0	1	0	0	0	0
12/2 @ PHI	1	1	2	2	0	0	0	0	0	0	0	0	0	0	0	0
12/13 vs. BAL	1	1	7	6	1	0	0	0	0	0	0	0	0	0	0	0
12/19 @ TEN	1	1	4	4	0	0	0	0	0	0	0	1	0	0	0	0
12/26 @ DEN	1	1	1	1	0	0	0	0	0	0	0	0	1	0	0	0
1/2/11 vs. JAX	1	1	5	5	0	0	0	0	0	0	0	0	0	0	0	0
2010 Totals	16	16	71	58	13	0	0	2	23	23	0	10	1	0	0	0

Jackson's Career Statistics

Year	Team	Tackles							Interceptions				Fumbles				
		G	GS	Tot	Solo	Asst	Sk	Yds	No	Yds	Lg	TD	PD	FF	FR	Yds	TD
2010	Hou	16	16	71	58	13	0	0	2	23	23	0	0	1	0	0	0
2011	Hou	0	0	0	0	0	0	0	0	0	0	0	0	0	0	0	0
NFL Totals		16	16	71	58	13	0	0	2	23	23	0	0	1	0	0	0

Single Game Highs

Interceptions

1, vs. NY Giants (10-10-10)

1, vs. San Diego (11-7-10)

Tackles

7 vs Kansas City (10-17-10)

7 vs. Baltimore (12-13-10)

6, four times, last vs. San Diego (11-7-10)

5, two times, last vs Jacksonville (1-2-11)

Passes Defensed

1, ten times, last at Tennessee (12-19-10)



96 TIM JAMISON DEFENSIVE END

Height: 6-3 | Weight: 275 | College: Michigan |
Hometown: Riverdale, Ill. | 3rd NFL Season |
3rd with Texans | Age as of Kickoff Weekend 2011: 25 |
Acquired: CFA-'09 | 2011 GP/GS: 0/0 |
Career GP/GS: 16/1 | Teams: Houston, 2009-11 |

TRANSACTIONS: Signed by Houston Texans as non-drafted free agent on May 1, 2009... released by Texans on Sept. 5, 2009...re-signed by Texans to practice squad on Sept. 6, 2009...signed by Texans off of practice squad on Oct. 6, 2009...waived by Texans on Oct. 20, 2009...re-signed by Texans to practice squad on Oct. 22, 2009...released by Texans on September 14, 2010...re-signed by Texans to practice squad on Oct. 26, 2010...signed by Texans off of practice squad on Nov. 2, 2010.

2010 (Houston 10/1):

- Saw action in ten games at defensive end including the first start of his career...made 17 tackles (13 solo) and recorded one sack
- Set a career high with three solo tackles at Philadelphia (12/2)
- Made three tackles (two solo) including one for a loss vs. Baltimore (12/13).
- Made the first start of his NFL career at defensive end in place of an injured Mario Williams and made one solo tackle (12/19)
- Had three solo tackles including the first sack of his NFL career at Denver (12/26)

2009 (Houston 6/0):

- Spent the first four weeks of the season on the practice squad...signed to the active roster in Week 5 (10/6)
- Played in his first professional game at Arizona (10/11), participating on special teams
- Saw action at defensive end at Cincinnati (10/18)
- Signed to the active roster again in Week 8 (10/30)
- Played on special teams and at defensive end vs. Indianapolis (11/29)
- Made the first solo tackles of his NFL career vs. Seattle (12/13)

COLLEGE:

- Four-year letterman at Michigan...played in 50 career games and made 25 starts at defensive end
- Earned 2008 All-Big Ten honorable mention accolades from the media and was elected 2008 team captain
- Amassed 129 stops, 29.5 tackles for loss, 20 sacks (seventh all-time at Michigan), four forced fumbles, one interception and five pass breakups during his career
- Posted five or more sacks in three straight seasons (2006-08) and recorded 50 tackles, 10.5 tackles for loss, 5.5 sacks and two pass breakups as a senior in 2008
- Earned honorable mention All-Big Ten honors when he notched 52 tackles, 10 tackles for loss, 5.5 sacks, an interception, three passes defended and two forced fumbles in 2007
- Contributed 13 tackles and five sacks in 2006...earned freshman All-Big Ten honors from The Sporting News in 2005 when he made 10 tackles, four tackles for loss and three sacks

PERSONAL:

- Made 217 tackles with 89 solos, 45 sacks, 71 tackles for losses and 14 forced fumbles in his career at Thornton High School in Riverdale, Ill.
- Selected to play in the 2004 U.S. Army All-American Game
- Two-year letterman on the varsity basketball and baseball teams
- General studies major
- Full name is Tim Jamison II

Jamison's 2010 Season Statistics

Date, Opp	Tackles						Interceptions						Fumbles					
	G	GS	Tot	Solo	Asst	Sk	Yds	No Yds	Lg	TD	PD	FF	FR	Yds	TD			
9/12 vs. IND	1	0	1	0	1	0	0	0	0	0	0	0	0	0	0			
9/19 @ WAS							NOT WITH TEAM											
9/26 vs. DAL							NOT WITH TEAM											
10/3 @ OAK							NOT WITH TEAM											
10/10 vs. NYG							NOT WITH TEAM											
10/17 vs. KC							NOT WITH TEAM											
11/1 @ IND							NOT WITH TEAM											
11/7 vs. SD	1	0	1	0	1	0	0	0	0	0	0	0	0	0	0			
11/14 @ JAX	1	0	0	0	0	0	0	0	0	0	0	0	0	0	0			
11/21 @ NYJ	1	0	2	2	0	0	0	0	0	0	0	0	0	0	0			
11/28 vs. TEN	1	0	0	0	0	0	0	0	0	0	0	0	0	0	0			
12/2 @ PHI	1	0	3	3	0	0	0	0	0	0	0	0	0	0	0			
12/13 vs. BAL	1	0	3	2	1	0	0	0	0	0	0	0	0	0	0			
12/19 @ TEN	1	1	1	1	0	0	0	0	0	0	0	0	0	0	0			
12/26 @ DEN	1	0	3	3	0	1	3	0	0	0	0	0	0	0	0			
1/2/11 vs. JAX	1	0	1	1	0	0	0	0	0	0	0	0	0	0	0			
2010 Totals	10	1	15	12	3	1	3	0	0	0	0	0	0	0	0			

Jamison's Career Statistics

Year	Team	Tackles							Interceptions					Fumbles			
		G	GS	Tot	Solo	Asst	Sk	Yds	No Yds	Lg	TD	PD	FF	FR	Yds	TD	
2009	Hou	6	0	2	1	1	0	0	0	0	0	0	0	0	0	0	
2010	Hou	10	1	15	12	3	1	3	0	0	0	0	0	0	0	0	
2011	Hou	0	0	0	0	0	0	0	0	0	0	0	0	0	0	0	
NFL Totals		16	1	17	13	4	1	3	0	0	0	0	0	0	0	0	

Single Game Highs

Sacks

1 @ Denver (12-26-10)

Tackles

3 @ Philadelphia (12-2-10)

3 vs. Baltimore (12-13-10)

2 at NY Jets (11-21-10)



80 ANDRE JOHNSON WIDE RECEIVER

Height: 6-3 | Weight: 228 | College: Miami (Fla.) |
Hometown: Miami, Fla. | 9th NFL Season |
9th with Texans | Age as of Kickoff Weekend 2011: 30 |
Acquired: D1-'03 (3rd overall) | 2011 GP/GS: 0/0 |
Career GP/GS: 115/115 | Teams: Houston, 2003-11 |

TRANSACTIONS: Selected after his junior season by Houston Texans in the first round (3rd overall) in the 2003 NFL draft....signed by Texans on July 22, 2003...re-signed by Texans on March 3, 2007...re-signed by Texans on August 5, 2010.

HONORS:

- Five-time Pro Bowl selection (2005, 2007, 2009-11)
- Associated Press All-Pro First-Team (2008, 2009)
- NFL Alumni Wide Receiver of the Year (2006, 2008, 2009)
- Pro Football Weekly First-Team All-Pro (2008, 2009)
- Sporting News All-Pro (2010)
- Sports Illustrated.com All-Pro (2008)
- ESPN.com All-Pro (2008)
- AFC Offensive Player of the Week (Week 2, 2010; Week 4, 2006)
- AFC Offensive Player of the Month (October, 2008)
- NFL Rookie of the Week (Week 4, 2003; Week 10, 2003)
- Touchdown Club Player of the Year (2004, 2006)
- Houston Texans Team MVP (2006, 2008, 2009)

CAREER:

- The Texans all-time leading receiver totaling 673 receptions for 9,164 yards and 50 touchdowns in eight seasons
- Led the league in receptions in 2006 with 103 and again in 2008 with a career-high 115
- Led the league in receiving yards in 2008 with 1,575 and again in 2009 with 1,569
- Joined Hall of Famer Jerry Rice (1989-90, 1993-95) as the only players in modern NFL history to lead the league in back-to-back years
- Joined Marvin Harrison (Indianapolis, 2001-02) as the only receivers to surpass 1,500 yards in consecutive years
- Is one of 11 active NFL players to have 9,000-plus receiving yards
- Ended the 2010 season 37th on the NFL's all-time receptions list and ranked 42nd on the all-time receiving yards list
- Has 37 career 100-yard games
- The Texans are 19-18 when he eclipses the 100-yard barrier
- Has more starts than anyone else in franchise history (115)

2010 (Houston 13/13):

- Led the team in receiving with 12 receptions for 158 yards and a crucial fourth quarter touchdown at Washington (9/19)
- Led the offense with five receptions for 95 yards including a long of 48-yard vs. the New York Giants (10/10)
- Caught eight passes for 138 yards and the game-winning touchdown vs. Kansas City (10/17)
- Caught seven passes for 106 yards and a touchdown at Indianapolis (11/1)
- Led Texans receivers with nine receptions for 146 yards and a touchdown at Jacksonville (11/14)
- Became the first player in NFL history to catch 60 passes in each of his first eight seasons when he caught nine passes for 56 yards and a touchdown vs. Tennessee (11/28)
- Led Texans receivers with six receptions for 149 yards at Philadelphia (12/2)
- Caught nine passes for his second straight 140-yard game and scored two touchdowns vs. Baltimore (12/13)
- Caught the 50th touchdown of his career as one of his six receptions resulting in a total of 58 yards at Tennessee (12/19)

2009 (Houston 16/16):

- Started all 16 games or the second consecutive season and led the NFL with 1,569 receiving yards on 101 receptions while also scoring a career-high nine touchdowns
- Registered his third career 100-catch season and his fourth 1,000-yard season
- Caught three passes for 71 yards and a touchdown for the AFC in the Pro Bowl
- Tied a career high with two touchdown receptions and caught ten passes for 149 yards at Tennessee (9/20) including the 500th reception of his career, making him the sec-

ond-fastest player to reach 500 receptions

- Made eight receptions for 101 yards and two touchdowns at Arizona (10/11)
- Had his second consecutive 100-yard game as he made eight receptions for 135 yards at Cincinnati (10/18)
- Made four catches for a team-leading 78 yards and a touchdown vs. Tennessee (11/23)
- Caught seven passes for 99 yards and his sixth touchdown of the season at Jacksonville (12/6)
- Caught 11 passes for 193 yards and two touchdowns vs. Seattle (12/13), including a 64-yard touchdown reception on the game's very first play
- Caught nine passes for 196 yards at St. Louis (12/20) becoming only the second player in NFL history to have back-to-back 190-yard games
- Became only the second player in NFL history to have back-to-back seasons with 1,500 yards receiving when he caught five passes for 71 yards and a career high ninth touchdown of the season at Miami (12/27)

2008 (Houston 16/16):

- Lead the league in both receptions (115) and yards (1,575)
- His 115 receptions were the third-most in the NFL since 2000
- Caught 10 or more passes in seven games, the most games with 10 or more receptions by a receiver in a single season in NFL history and recorded eight 100-yard games
- Topped 100 receiving yards in four consecutive games in the month of October while catching 10 or more passes in four straight games for the first time in his career
- 41 catches in October were the second-most by an NFL receiver in that month since the AFL-NFL merger in 1970
- Started at wide receiver at Pittsburgh (9/7) and caught 10 passes for 112 yards...it was his third straight season opener with 100 yards
- Caught 10 passes for 178 yards and one touchdown vs. Miami (10/12)...caught the 400th pass of his career on a four-yard gain in the second quarter
- Posted his third consecutive 100-yard game and fourth of the season vs. Detroit (10/19) with 141 yards on 11 catches
- Recorded his fourth consecutive 100-yard game and fifth of the season vs. Cincinnati (10/26) with 11 receptions for 143 yards
- Caught 10 passes for 116 yards at Cleveland (11/23)
- Surpassed Domanick Williams for first place in franchise history in career touchdowns with his 29th while making seven receptions for 75 yards vs. Jacksonville (12/1)
- Topped 6,000 career receiving yards with an 11-yard touchdown catch in the fourth quarter at Green Bay (12/7)
- Finished with 11 receptions for a franchise- and personal-best 207 receiving yards vs. Tennessee (12/14)
- Caught 10 passes for 148 yards and two touchdowns vs. Chicago (12/28)

2007 (Houston 9/9):

- Saw action in nine games, missing seven games with a knee injury
- Amassed 60 receptions for 851 yards and eight touchdowns for the season
- Had a career-long 77-yard touchdown catch in the opener vs. Kansas City (9/9)
- Registered seven receptions for 120 yards and two touchdowns at Carolina (9/16)
- Inactive the next seven games with a knee injury
- Returned to action and recorded six receptions for 120 yards, including a 73-yard touchdown catch vs. New Orleans (11/18)
- Recorded his fourth 100-yard game of the season with nine receptions for 116 yards and a 28-yard touchdown catch at Tennessee (12/2)
- Caught his seventh touchdown catch of the season, along with six receptions for 86 yards vs. Denver (12/13)
- Caught seven receptions for 74 yards and his eighth touchdown of the season at Indianapolis (12/23)

2006 (Houston 16/16):

- Started all 16 games and led the league with 103 receptions
- Tied for the team lead with five TD catches

JOHNSON, ANDRE



- His 65 catches in the first eight games of the season ranked third-most in NFL history
- Caught six passes for 101 yards vs. Philadelphia (9/10)
- Had season-highs with 11 receptions for 152 yards and his 53-yard reception in the first quarter set up Houston's first score vs. Washington (9/24)
- Earned AFC Player of the Week honors with a nine catch, 101-yard performance vs. Miami (10/1)
- Made a 17-yard reception inside the last two minutes to set up Kris Brown's 48-yard field goal as time expired to give Houston the 27-24 win vs. Indianapolis (12/24)

2005 (Houston 13/13):

- Started 13 games, missing three with a nagging calf injury that plagued him all season
- Made 63 catches for 688 yards and two touchdowns...
- Was inactive due to injury at Seattle (10/16), vs. Indianapolis (10/23) and vs. Cleveland (10/30)
- Set season-highs with nine catches for 91 yards to lead the Texans in his first game back from a calf injury at Jacksonville (11/6)
- Matched a single-game high 12 receptions for a season-high 159 yards and one score vs. St. Louis (11/27)
- Caught seven passes for 119 yards, including a season-long 53-yard touchdown catch vs. Jacksonville (12/24)

2004 (Houston 16/16):

- Started all 16 games, leading club in receptions (79), receiving yards (1,129), touchdown receptions (six) and four 100-yard receiving games, breaking his own club record (three, 2003)
- Selected to his first Pro Bowl
- Second-youngest member of AFC Pro Bowl squad (LB Terrell Suggs, Ravens) and youngest AFC offensive selection
- Paced team with six catches for 115 yards and a score, helping Texans win consecutive games for the first time vs. Oakland (10/3)
- Set team and personal marks with 12 catches for 170 yards and also made two touchdown receptions vs. Minnesota (10/10)
- Hauled in six passes for 107 yards including a 49-yarder vs. Green Bay (11/21)
- Posted seven receptions for 125 yards at the New York Jets (12/5), becoming the first Texans receiver to eclipse the 1,000-yard receiving mark in a season
- Celebrated Pro Bowl selection with four catches for 46 yards and one touchdown in win at Jaguars (12/26)

2003 (Houston 16/16):

- Started all 16 games, recording at least one catch in each contest
- Led the Texans with 66 catches for 976 yards (14.8 avg.) and four touchdowns
- Named NFL Rookie of the Week after his performances in Week 4 and Week 11
- Made NFL debut in season-opening win at Miami (9/7), snagging a team-high six receptions for 76 yards
- Caught a game-high seven catches for 102 yards and scored first two career touchdowns, tying the club's single-game record vs. Kansas City (9/21)
- Snagged four passes for a season-best 122 yards (30.5 avg.) in win at Buffalo (11/16)
- Posted his third 100-yard receiving game of the season when he caught five balls for a game-high 108 yards vs. Tennessee (12/21)

COLLEGE:

- Amassed 92 receptions for 1,831 (19.9 avg.) and 20 touchdowns in three seasons at Miami (Fla.) ranking fifth on the school's all-time receiving yards list
- Added 11 receptions for 253 yards and two touchdowns in two bowl games
- Only Michael Irvin (26) and Lamar Thomas (23) had more career touchdown grabs
- Earned first-team All-Big East honors and third-team AP All-America honors as a sophomore
- Became just the second Hurricane player to crack the single-season 1,000-yard receiving barrier (Eddie Brown, 1,114 yards, 1984)
- Helped Miami win first national title in 10 years as a sophomore, catching 37 passes for 682 yards (18.4 avg.) and career-best 10 touchdowns
- Also an elite collegiate sprinter, winning 2002 Big East Conference titles in the indoor 60 meter and outdoor 100 meter
- Majored in liberal arts

PERSONAL:

- Lives in Houston
- Parade All-America selection as a senior at Miami (Fla.) Senior High School where he caught 31 passes for 908 yards and 15 touchdowns his senior season for the Stingarees
- Also lettered in track and basketball

Johnson's 2010 Season Statistics

Date, Opp	GP	GS	Rush	Yds	Avg	Lg	TD	Rec	Yds	Avg	Lg	TD
9/12 vs. IND	1	1	0	0	--	0	0	3	33	11.0	21	0
9/19 @ WAS	1	1	0	0	--	0	0	12	158	13.2	34	1
9/26 vs. DAL	1	1	0	0	--	0	0	4	64	16.0	26	0
10/3 @ OAK												
10/10 vs. NYG	1	1	0	0	--	0	0	5	95	19.0	48	0
10/17 vs. KC	1	1	0	0	--	0	0	8	138	17.3	44	1
11/1 @ IND	1	1	0	0	--	0	0	7	106	15.1	28	1
11/7 vs. SD	1	1	0	0	--	0	0	4	41	10.3	17	0
11/14 @ JAX	1	1	0	0	--	0	0	9	146	16.2	60	1
11/21 @ NYJ	1	1	0	0	--	0	0	4	32	8.0	20	0
11/28 vs. TEN	1	1	0	0	--	0	0	9	56	6.2	21	1
12/2 @ PHI	1	1	2	10	5.0	7	0	6	149	24.8	42	0
12/13 vs. BAL	1	1	0	0	--	0	0	9	140	15.6	46	2
12/19 @ TEN	1	1	0	0	--	0	0	6	58	9.7	19	1
12/26 @ DEN												
1/2/11 vs. JAX												
2010 Totals	13	13	2	10	5.0	7	0	86	1,216	14.1	60	8

Johnson's Career Statistics

Year	Team	G	GS	Rush	Yds	Avg	Lg	TD	Rec	Yds	Avg	Lg	TD
2003	Hou	16	16	5	-10	-2.0	11	0	66	976	14.8	46	4
2004	Hou	16	16	4	12	3.0	14	0	79	1,142	14.5	54	6
2005	Hou	13	13	6	10	1.7	5	0	63	688	10.9	53	2
2006	Hou	16	16	3	14	4.7	18	0	103	1,147	11.1	53	5
2007	Hou	9	9	0	0	0.0	0	0	60	851	14.2	77	8
2008	Hou	16	16	0	0	0.0	0	0	115	1,575	13.7	65	8
2009	Hou	16	16	2	10	5.0	7	0	101	1,569	15.5	72	9
2010	Hou	13	13	2	10	5.0	7	0	86	1,216	14.1	60	8
2011	Hou	0	0	0	0	--	0	0	0	0	--	0	0
NFL totals		115	115	22	46	2.2	18	0	673	9,164	13.6	77	50

Single Game Highs

Receptions

12 at Washington (158 yards, 9/19/10)
12 vs. Minnesota (170 yards, 10/10/04)
11, five times, most recent:
11 vs. Seattle (193 yards, 12/13/09)

Receiving Yards

207 vs. Tennessee (11 receptions, 12/14/08)
196 at St. Louis (9 receptions, 12/20/09)
193 vs. Seattle (11 receptions, 12/13/09)
178 vs. Miami (10 receptions, 10/13/08)
170 vs. Minnesota (12 receptions, 10/10/04)
159 vs. St. Louis (12 receptions, 11/27/05)
158 at Washington (12 receptions, 9/19/10)

Long

77t vs. Kansas City (9/9/07)
73t vs. New Orleans (11/18/07)
72 at Tennessee (9/20/09)
65 vs. Tennessee (12/14/08)

Touchdowns

2; eight times, last:
2 vs. Baltimore (12/13/10)
2 vs. Seattle (12/13/09)

Rushing Long

18 vs. Buffalo (11/19/06)
14 at Indianapolis (11/14/04)
11 at Cincinnati (11/9/03)

Additional Statistics

Tackles: 22 total; 2003 – 4, 2004 – 2, 2005 – 1, 2006 – 6, 2007 – 3, 2008 – 3, 2009 – 3.

Special Teams Tackles: 2 total; 2003 – 1, 2004 – 1.

Fumble Recoveries: 1 total; 2004 – 1.

Fumbles/Lost: 5/4 total; 2004 – 1/1, 2005 – 1/1, 2006 – 1/0, 2007 – 1/1, 2008 – 1/1.



12 JACOBY JONES WIDE RECEIVER

Height: 6-2 | Weight: 214 | College: Lane |
Hometown: New Orleans, La. | 5th NFL Season |
5th with Texans | Age as of Kickoff Weekend 2011: 27 |
Acquired: D3-'07 (73rd overall) | 2011 GP/GS: 0/0 |
Career GP/GS: 59/10 | Teams: Houston, 2007-11 |

TRANSACTIONS: Selected by Houston Texans in third round (73rd overall) of 2007 NFL Draft...signed by Texans on July 24, 2007...re-signed by Texans on July 27, 2011.

HONORS:

- AFC Special Teams Player of the Week (Week 6, 2008; Week 8, 2008; Week 4, 2009)

CAREER:

- Returned two punts and one kickoff for touchdowns in his career
- Tied for the franchise record with three career returns for touchdown
- Only player in Texans history to have two punt returns for touchdowns
- Has 96 career receptions for 1,229 yards and nine touchdowns
- Owens a career punt return average of 10.0 per return
- His 12.1 punt return average in 2008 was good for fifth in the NFL
- Has a career long 74-yard punt return against Indianapolis (9/23/07) and a 95-yard kickoff return following a safety vs. Oakland (10/4/09)

2010 (Houston 15/7):

- Played in 15 games with seven starts at wide receiver and set career highs for receptions (51) and yards (562).
- Caught six passes for 53 yards and a touchdown at Washington (9/19)
- Had a team leading five catches for 51 yards vs. Dallas (9/26)
- Returned seven kickoffs for an average of 24.6 yards at Indianapolis (11/1)
- Caught two passes for 20 yards including a 12-yard touchdown pass in the second quarter at Philadelphia (12/2)
- Caught five passes for 52 yards and a touchdown vs. Baltimore (12/13)
- Set a career-high with seven receptions for 50 yards at Tennessee (12/19)
- Had his first 100-yard receiving day as a pro as he hauled in five receptions for 115 yards at Denver (12/26)
- Led all receivers with five receptions for 70 yards in the season finale vs. Jacksonville (1/2)

2009 (Houston 14/1):

- Enjoyed the most productive season of his career to date, setting career highs with 27 receptions for 437 yards and six touchdowns
- Averaged 10.9 yards on a career-high 39 punt returns and 26.6 yards on 24 kickoff returns
- Started at wide receiver and responded with two receptions for 73 yards and his first career touchdown reception at Tennessee (9/20) and saw action on special teams returning punts and kickoffs
- Broke away with a 95-yard kickoff return for a touchdown following a Texans safety vs. Oakland (10/4) and was named the AFC Special Teams Player of the Week for week after his performance
- Returned five punts for 100 yards at Arizona (10/11) including a long of 62
- Caught two passes for a team-leading 79 yards including a 44-yard touchdown at Miami (12/27) to go along with his punt and kickoff return duties
- Tied a career high with five receptions vs. New England (1/3/10), gaining 65 yards and scoring a touchdown...also had a 31-yard punt return

2008 (Houston 16/0):

- Played in all 16 games and caught three passes for 81 yards
- Was named the AFC Special Teams Player of the Week in Week 6 and Week 8
- Returned a punt 70 yards for a touchdown in the second quarter vs. Miami (10/12)
- Took the first punt of the game back 73 yards for a touchdown vs. Cincinnati (10/26)

2007 (Houston 14/2):

- Saw action in 14 games, missing two with injury while making two starts
- Returned his season-long punt of 74 yards, along with three receptions for 26 yards

vs. Indianapolis (9/23)

- Started his first NFL game and returned one punt and two kickoffs for 41 yards vs. Tennessee (10/21)

COLLEGE:

- The only player in Lane College history to score via a reception, rushing attempt, punt return and kickoff return in the same season (2006)
- Became the first Southern Intercollegiate Athletic Conference player to earn All-SIAC honors at three positions (receiver, punt returner, kickoff returner) in the same season (2006)
- Holds the school career record with 1,937 yards and four touchdowns on kickoff returns
- Also holds the school season record with 931 yards on kickoff returns in 2005
- Became the first player in Lane annals to catch 200 passes in a career

PERSONAL:

- Attended Marion Abramson High School in New Orleans
- Played football for the first time as a junior for the Commodores
- Competed two seasons on the gridiron and was an all-area selection in basketball
- Also an all-area sprinter in track, competing in the 100- and 200-meter dashes
- Worked as a tutor for Upward Bound, a nationwide program dedicated to preparing students from low-income families for college

Jones' 2010 Season Statistics

Date, Opp	GP	GS	Rush	Yds	Avg	Lg	TD	Rec	Yds	Avg	Lg	TD
9/12 vs. IND	1	1	0	0	--	0	0	2	29	14.5	23	0
9/19 @ WAS	1	0	0	0	--	0	0	6	53	8.8	20	1
9/26 vs. DAL	1	1	0	0	--	0	0	5	51	10.2	15	0
10/3 @ OAK	1	1	0	0	--	0	0	1	12	12.0	12	0
10/10 vs. NYG								INACTIVE				
10/17 vs. KC	1	0	0	0	--	0	0	4	45	11.3	17	0
11/1 @ IND	1	0	0	0	--	0	0	2	6	3.0	5	0
11/7 vs. SD	1	0	0	0	--	0	1	4	41	10.3	17	0
11/14 @ JAX	1	0	0	0	--	0	0	1	5	5.0	5	0
11/21 @ NYJ	1	1	1	10	10.0	10	0	0	0	--	0	0
11/28 vs. TEN	1	0	0	0	--	0	0	2	13	6.5	9	0
12/2 @ PHI	1	0	0	0	--	0	0	2	20	10.0	12	1
12/13 vs. BAL	1	0	0	0	--	0	0	5	52	10.4	26	1
12/19 @ TEN	1	1	0	0	--	0	0	7	50	7.1	11	0
12/26 @ DEN	1	1	1	-3	-3.0	-3	0	5	115	23.0	47	0
1/2/11 vs. JAX	1	1	0	0	--	0	0	5	70	14.0	32	0
2010 Totals	15	7	2	7	3.5	10	1	51	562	11.0	47	3

Jones' Career Statistics

Year	Team	G	GS	Rush	Yds	Avg	Lg	TD	Rec	Yds	Avg	Lg	TD
2007	Hou	14	2	3	-0.3	-0.3	4	0	15	149	9.9	26	0
2008	Hou	16	0	1	-5	-5.0	-5	0	3	81	27.0	45	0
2009	Hou	14	1	3	22	7.3	17	0	27	437	16.2	45	6
2010	Hou	15	7	2	7	3.5	--	1	51	562	11.0	47	3
2011	Hou	0	0	0	0	--	0	0	0	0	--	0	0
NFL totals		59	10	9	23	2.6	17	1	96	1,229	12.8	47	9

JONES, JACOBY



Jones' 2010 Season Statistics

Date, Opp	Kickoff Returns					Punt Returns					
	No	Yds	Avg	Lg	TD	No	FC	Yds	Avg	Lg	TD
9/12 vs. IND	2	46	23.0	23	0	1	2.0	39	39.0	39	0
9/19 @ WAS	0	0	--	0	0	4	0.0	28	7.0	13	0
9/26 vs. DAL	0	0	--	0	0	2	0.0	12	6.0	7	0
10/3 @ OAK	0	0	--	0	0	2	1.0	18	9.0	14	0
10/10 vs. NYG	INACTIVE										
10/17 vs. KC	1	30	30.0	30	0	1	1.0	0	--	0	0
11/1 @ IND	7	172	24.6	35	0	2	0.0	10	5.0	9	0
11/7 vs. SD	5	122	24.4	27	0	0	1.0	0	--	0	0
11/14 @ JAX	2	40	20.0	22	0	0	2.0	0	--	0	0
11/21 @ NYJ	6	84	14.0	23	0	1	1.0	9	9.0	9	0
11/28 vs. TEN	0	0	--	0	0	5	1.0	23	4.6	14	0
12/2 @ PHI	0	0	--	0	0	1	2.0	-3	-3.0	-3	0
12/13 vs. BAL	0	0	--	0	0	4	1.0	16	4.0	10	0
12/19 @ TEN	0	0	--	0	0	1	2.0	12	12.0	12	0
12/26 @ DEN	0	0	--	0	0	2	1.0	14	7.0	12	0
1/2/11 vs. JAX	0	0	--	0	0	3	0.0	26	8.7	13	0
2010 Totals	23	494	21.5	160	0	29	15.0	204	7.0	39	0

Jones' Career Statistics

Year	Team	Kickoff Returns					Punt Returns					
		No	Yds	Avg	Lg	TD	No	FC	Yds	Avg	Lg	TD
2007	Hou	4	78	19.5	23	0	30	7	286	9.5	74	0
2008	Hou	13	280	21.5	30	0	32	17	386	12.1	73	2
2009	Hou	24	638	26.6	95	1	39	14	426	10.9	62	0
2010	Hou	23	494	21.5	35	0	29	15	204	7.0	39	0
2011	Hou	0	0	--	0	0	0	0	0	--	0	0
NFL Totals		64	1490	22.3	95	1	130	53	1302	9.9	74	2

Single Game Highs

Receptions

7 at Tennessee (50 yards, 12/19/10)
6 at Washington (53 yards, 9/19/10)
5, four times; last: at Denver (115 yards, 12/26/10)

Receiving Yards

115 at Denver (5 receptions, 12/26/10)
79 at Miami (2 receptions, 12/27/09)
73 at Tennessee (2 receptions, 9/20/09)
67 at Indianapolis (4 receptions, 11/8/09)
65 vs. New England (5 receptions, 1/3/10)

Reception Long

47 at Denver (12/26/10)
45 at Indianapolis (11/8/09)
45 vs. Baltimore (11/9/08)
44t at Miami (12/27/09)
44 at Tennessee (9/20/09)

Touchdowns

1, nine times; last: vs Baltimore (12/13/10)

Punt Return Highs

Yards

100 at Arizona (5 returns, 10/11/09)
87 vs. Miami (4 returns, 10/12/08)
86 vs. Indianapolis (2 returns, 9/23/07)
73 vs. Cincinnati (1 return, 10/26/08)

Long

74 vs. Indianapolis (9/23/07)
73t vs. Cincinnati (10/26/08)
70t vs. Miami (10/12/08)
52 at Buffalo (11/1/09)

Touchdowns

1 vs. Cincinnati (73 yards, 10/26/08)
1 vs. Miami (70 yards, 10/12/08)

Kickoff Return Highs

Returns

7 at Indianapolis (11/1/10)
6, three times, last at NY Jets (11/21/10)
5 at Indianapolis (11/8/09)
5 vs. NY Jets (9/13/09)

Yards

172 at Indianapolis (11/1/10)
152 vs. Jacksonville (9/27/09)
152 at Indianapolis (11/16/08)
118 vs. NY Jets (9/13/09)

Long

95t vs. Oakland (10/4/09)
36 vs. Jacksonville (9/27/09)
32 vs. NY Jets (9/13/09)

Touchdowns

1 vs. Oakland (95 yards, 10/4/09)

Additional Statistics

Tackles: 1 total; 2009 – 1.



24 JOHNATHAN JOSEPH CORNERBACK

Height: 5-11 | Weight: 190 | College: South Carolina |
Hometown: Rock Hill, S.C. | 6th NFL Season |
1st with Texans | Age as of Kickoff Weekend 2011: 27 |
Acquired: UFA-'11 | 2011 GP/GS: 0/0 | Career GP/GS: 67/58 |
Teams: Cincinnati, 2006-10; Houston, 2006-11 |

TRANSACTIONS: Selected by Cincinnati Bengals in the first round (24nd overall) in the 2006 NFL Draft...signed with Bengals on July 29, 2006...signed with Houston Texans on July 29, 2011.

CAREER:

- Has played in 67 career games with 58 starts and has recorded 269 total tackles, including 217 solos
- Owens 14 career interceptions, two forced fumbles and three fumble recoveries
- Scored four career touchdown returns (three interception and one fumble recovery)

2010 (Cincinnati 12/12):

- Started 12 games and made 53 tackles...ranked second on team in passes defended (11) and interceptions (three)
- Four tackles Oct. 3 at Cleveland, but sidelined in second quarter with bruised forearm
- Intercepted Josh Freeman pass in second quarter and returned it 11 yards vs. Tampa Bay (10/11)
- Made five tackles and had a pass defended at Indianapolis (11/14), helping to hold Peyton Manning to season-low 185 passing yards and no TDs
- Three tackles and two interceptions (one for a TD) Nov. 21 vs. Buffalo before leaving the game with an ankle injury
- Two interceptions vs. Buffalo marked the first multi-interception game of his career.

2009 (Cincinnati 16/16):

- Intercepted Ben Roethlisberger pass 30 yards for a TD vs. Pittsburgh (9/27)
- On Oct. 4 at Cleveland, intercepted a Derek Anderson pass on Bengals goal line and returned it 32 yards in third quarter
- Intercepted a Joe Flacco pass at goal line in first quarter and returned it 21 yards at Baltimore (10/11)
- Had his first forced fumble of the year when he stripped WR Devin Hester, with LB Dhani Jones recovering for Bengals vs. Chicago (10/25)
- Posted team season high in passes defended (five) vs. Baltimore (11/8), including a third-quarter INT of Flacco on a deep pass
- Had team-high four passes defended, with five tackles and a forced fumble in Nov. 15 win at Pittsburgh
- Had four tackles at Oakland (11/22), plus a diving INT of Bruce Gradkowski pass in the fourth-quarter
- picked off a Philip Rivers pass at Bengals 19 in the second quarter and returned it seven yards at San Diego (12/20)
- Five tackles in Wild Card playoff 1-9-10 vs. N.Y. Jets

2008 (Cincinnati 8/7):

- Returned a Ray Rice fumble 65 yards, produced only Bengals TD vs. Baltimore (9/7).
- Tied for team lead in tackles (personal season-high 12), led in solo tackles (10) and led in passes defended (three) vs. Jacksonville (11/2)
- Had his first INT of the year, ending Philadelphia's final scoring threat of the first half when he picked off Donovan McNabb pass and returned it 22 yards (11/26).

2007 (Cincinnati 15/14):

- Went 42 yards for a TD with his first pro INT (off Chad Pennington), and the late fourth-quarter score provided eventual winning points vs. N.Y. Jets (10/21)
- Snagged his second INT on Nov. 25 vs. Tennessee, outfighting TE Bo Scaife for Vince Young pass in first quarter, with four-yard return.
- Had an INT for the second straight game Dec. 2 at Pittsburgh, picking off Ben Roethlisberger pass at Steelers 24 in the fourth quarter and returning it seven yards.
- Helped blunt Browns comeback bid by picking off a Derek Anderson pass at Bengals five in fourth quarter, with 23-yard return vs. Cleveland (12/23).

2006 (Cincinnati 16/9):

- Blocked John Carney PAT try after Saints' final TD in fourth quarter, first Bengals blocked PAT since '91 at New Orleans (11/19).
- Tied his season high with seven tackles and tied the team's season high with four passes defended vs. Baltimore (11/30)
- On Dec. 10 vs. Oakland, Recovered a fumble on Raiders' first offensive play vs. Oakland (12/10)

COLLEGE:

- Played two seasons (2004-05) at South Carolina after playing in 2003 at Coffeyville (Kan.) Community College.
- Entered NFL Draft after his junior season at South Carolina.
- Played only 14 games at South Carolina, due to broken foot that limited him to two games in '04, but still was able to establish himself among the elite CBs in SEC
- Played in 12 games with 11 starts in '05, when he had four INTs (one for TD)

PERSONAL:

- Attended Northwestern High School in Rock Hill, S.C., where he was all-state in football and all-region in track
- Criminal justice major at South Carolina

Joseph's 2010 Season Statistics

Date, Opp	Tackles						Interceptions						Fumbles			
	G	GS	Tot	Solo	Asst	Sk	Yds	No	Yds	Lg	TD	PD	FF	FR	Yds	TD
9/12 @ NE	1	1	6	6	0	0.0	0.0	0	0	0	0	0	0	0	0	0
9/19 vs. BAL	1	1	3	3	0	0.0	0.0	0	0	0	0	1	0	0	0	0
9/26 @ CAR	1	1	2	2	0	0.0	0.0	0	0	0	0	0	0	0	0	0
10/3 @ CLE	1	1	2	1	1	0.0	0.0	0	0	0	0	0	0	0	0	0
10/10 vs. TB	1	1	2	1	1	0.0	0.0	1	11	11	0	2	0	0	0	0
10/24 @ ATL	INACTIVE															
10/31 vs. MIA	INACTIVE															
11/8 vs. PIT	1	1	4	2	2	0.0	0.0	0	0	0	0	0	0	0	0	0
11/14 @ IND	1	1	4	4	0	0.0	0.0	0	0	0	0	0	0	0	0	0
11/21 vs. BUF	1	1	2	2	0	0.0	0.0	2	27	21	1	2	0	0	0	0
11/25 @ NYJ	INACTIVE															
12/5 vs. NO	1	1	6	6	0	0.0	0.0	0	0	0	0	0	0	0	0	0
12/12 @ PIT	INACTIVE															
12/19 vs. CLE	1	1	3	2	1	0.0	0.0	0	0	0	0	2	0	0	0	0
12/26 vs. SD	1	1	5	5	0	0.0	0.0	0	0	0	0	1	0	0	0	0
1/2/11 @ BAL	1	1	3	3	0	0.0	0.0	0	0	0	0	0	0	0	0	0
2010 Totals	12	12	42	37	5	0.0	0.0	3	38	21	1	8	0	0	0	0

Joseph's Career Statistics

		Tackles								Interceptions					Fumbles				
Year	Team	G	GS	Tot	Solo	Asst	Sk	Yds	No	Yds	Lg	TD	PD	FF	FR	Yds	TD		
2006	Cin	16	9	58	46	12	0.0	0.0	0	0	0	0	20	0	2	7	0		
2007	Cin	15	14	58	45	13	0.0	0.0	4	76	42	1	15	0	0	0	0		
2008	Cin	8	7	42	31	11	0.0	0.0	1	22	22	0	13	1	1	65	1		
2009	Cin	16	16	69	58	11	0.0	0.0	6	92	32	1	20	1	0	0	0		
2010	Cin	12	12	42	37	5	0.0	0.0	3	38	21	1	8	0	0	0	0		
2011	Hou	0	0	0	0	0	0.0	0.0	0	0	0	0	0	0	0	0	0		
NFL Totals		67	58	269	217	52	0.0	0.0	14	228	42	3	76	2	3	72	1		

Single Game Highs

Tackles

15 vs. Jacksonville (11/02/08)
10 vs. Pittsburgh (12/31/06)
8 vs. Detroit (12/06/09)
7, seven times;
last vs. Kansas City (12/27/09)
6, four times, last vs. New Orleans (12/05/10)
Interceptions
2 vs. Buffalo (11/21/10)

Passes Defended

5 vs. Baltimore (11/08/09)
4 vs. Baltimore (11/30/06)
3; nine times, last at Minnesota (12/13/09)

Fumble Recoveries

1, three times, last vs. Baltimore (09/7/08)

Additional Statistics

Special Teams Tackles: 5 total; last at Pittsburgh (11/15/09)



11 MATT LEINART QUARTERBACK

Height: 6-5 | Weight: 234 | College: Southern California |
 Hometown: Santa Ana, Calif. | 6th NFL Season |
 2nd with Texans | Age as of Kickoff Weekend 2011: 28 |
 Acquired: FA-'10 | 2010 GP/GS: 0/0 | Career GP/GS: 29/17 |
 Teams: Arizona, 2006-09; Houston, 2011 |

TRANSACTIONS: Selected by the Arizona Cardinals with the 10th overall pick in the 2006 NFL Draft...signed by Cardinals on August 15, 2006...released by Cardinals on September 4, 2010...signed by the Houston Texans on September 6, 2010...re-signed by Texans on July 31, 2011.

CAREER:

- Former Heisman Trophy winner has NFL starting experience
- Served as Houston's third quarterback for all of 2010
- Has thrown for 3,893 yards with 14 touchdowns and 20 interceptions
- Completed 340-of-595 passes (57.1 percent) in his career
- Has played in 29 games with 17 starts and has played in one playoff game
- Arizona's 2009 Walter Payton Man of the Year

2010 (Houston 0/0):

- Inactive as the third quarterback for all 16 games of the regular season

2009 (Arizona 8/1):

- Served primarily as the second-string quarterback, starting one game and seeing limited action in seven others as well as one postseason game
- Completed 51-of-77 passes (66.2 percent) for 435 yards with no touchdowns and three interceptions in regular season play
- Threw for 74 yards on 10-of-14 passing in relief work at St. Louis (11/22), including a key 20-yard completion on third down to seal the victory
- Started at Tennessee (11/29) and completed 21-of-31 passes for 220 yards and a QB rating of 88.1
- Saw action in his first career playoff game in the NFC Divisional Playoff at New Orleans (1/16/10), twice coming in for injured starter Kurt Warner, completing seven-of-10 passes for 61 yards...drove the team 47 yards on seven plays with 1:10 left in the first half to set up a 50-yard FG attempt as time expired

2008 (Arizona 4/0):

- Served as the backup QB behind Pro Bowl starter Kurt Warner, seeing limited action in four regular season games...completed 15-of-29 passes for 264 yards with one touchdown and one interception
- Played the majority of the second half and registered a career-long 78-yard touchdown pass to WR Larry Fitzgerald at New England (12/21)
- Suited up but did not play during Arizona's run to Super Bowl XLIII as the backup quarterback

2007 (Arizona 5/5):

- Started first five games of 2007 before suffering a season ending collarbone injury at St. Louis
- Registered second-most passing yards of his career with 299 yards in the home opener vs. Seattle (9/16), including a 30-yard scoring pass to TE Leonard Pope
- After completing 7-of-13 passes for 100 yards and one interception, suffered a season-ending collarbone fracture in the second quarter at St. Louis (10/7)
- Placed on injured reserve (10/9)

2006 (Arizona 12/11):

- Took over as the starting QB in game five of his rookie season and started 11 games before sitting out the season finale with a left shoulder injury
- Passed for 2,547 yards while completing 214-of-377 passes (56.8 percent) with 11 touchdowns and 12 interceptions
- Made his NFL debut at Atlanta (10/1) when he replaced QB Kurt Warner in the fourth quarter, completing 5-of-8 passes for 49 yards and an interception

- Starting the first game of his NFL career, threw touchdown passes of 49 and five yards on his first two possessions vs. Kansas City (10/8) as part of a 253-yard performance on 22-of-35 passing with two touchdowns for a 91.7 passer rating
- Completed 24-of-42 passes for 232 yards and two touchdowns on Monday Night Football vs. Chicago (10/16), becoming the first QB in NFL history to throw two touchdown passes in the first quarter of his first two starts
- Logged his highest QB rating of the season (101.7) while earning his first NFL victory as he completed 19-of-29 passes for 233 yards and one touchdown in a win vs. Detroit (11/19)
- Also ran for his second score in two weeks and second of the season
- Completed 31-of-51 passes for 405 yards, all career-highs, with one touchdown pass at Minnesota (11/26)
- His 405 passing yards set an NFL rookie record, surpassing Jake Plummer's previous mark of 388 yards, set in 1997
- Completed 9-of-13 passes for 162 yards and one score before leaving the game with a sprained shoulder in the second quarter at San Francisco (12/24)
- Inactive for the season finale at SD (12/31)

COLLEGE:

- A three-time All-American and one of the most decorated QBs in college football history
- Compiled the highest winning percentage of any USC QB and the second highest in NCAA history with a 37-2 record as a starter (94.9 percent)
- Completed 807-of-1,245 passes (64.8%) for 10,693 yards and 99 touchdowns with only 23 interceptions in four seasons at USC
- As a senior started all 13 games, completing 283-of-431 passes (65.7 percent) for 3,815 yards and 28 touchdowns with only eight interceptions
- Passed for 365 yards while completing 29-of-40 passes for one touchdown and one interception against Texas in the Rose Bowl
- Completed 269 of 412 passes (65.3 percent) for 3,332 yards, 33 touchdowns and only six interceptions in 13 games as a junior en route to a Heisman Trophy and National Championship
- 33 touchdown passes tied for third on the Pac-10 season-record list.
- 164.5 passing efficiency rating was the best season in USC history
- 38 touchdown passes was a Pac-10 season record and the second-most by any sophomore in NCAA history (Chad Pennington, 39, 1997)
- Became the first USC sophomore to have back-to-back 300-yard passing games and the first USC sophomore to have thrown for 3,000 yards in a season
- Graduated in 2005 with a degree in Sociology

PERSONAL:

- Completed 192-of-309 passes (62.1 percent) for 2,870 yards, 28 TDs and 10 INTs as a senior at Mater Dei High School (Santa Ana, Calif.) in 2000, leading his team to a 9-3 record
- Against National Champion De La Salle High, completed 31-of-47 passes for 447 yards and four touchdowns
- As a junior in 1999, was named All-Serra League Offensive MVP while completing 150-of-233 passes (64.4 percent) for 2,400 yards with 15 TDs and six interceptions
- Led Mater Dei to the CIF Division I co-championship that year
- Sat out his 1998 sophomore season with a rotator cuff injury to his left (throwing) shoulder
- Has one son, Cole

LEINART, MATT



Leinart's 2010 Season Statistics

Date, Opp	GP	GS	Att	Cmp	Pct	Yds	Yd/Att	TD	Int	Lg	Sk	Lst	Rate
9/12 vs. IND													
9/19 @ WAS													
9/26 vs. DAL													
10/3 @ OAK													
10/10 vs. NYG													
10/17 vs. KC													
11/1 @ IND													
11/7 vs. SD													
11/14 @ JAX													
11/21 @ NYJ													
11/28 vs. TEN													
12/2 @ PHI													
12/13 vs. BAL													
12/19 @ TEN													
12/26 @ DEN													
1/2/11 vs. JAX													
2010 Totals	0	0	0	0	0.0	0	0.0	0	0	0	0	0	0.0

Leinart's Career Statistics

Year	Team	GP	GS	Att	Cmp	Pct	Yds	Yd/Att	TD	Int	Lg	Sk	Lst	Rate
2006	Ari	12	11	377	214	56.8	2,547	6.8	11	12	58	21	158	74.0
2007	Ari	5	5	112	60	53.6	647	5.8	2	4	40	4	23	61.9
2008	Ari	4	0	29	15	51.7	264	9.1	1	1	78	2	19	80.2
2009	Ari	8	1	77	51	66.2	435	5.6	0	3	28	2	12	64.6
2010	Hou	0	0	0	0	0.0	0	0.0	0	0	0	0	0	0.0
2011	Hou	0	0	0	0	0.0	0	0.0	0	0	0	0	0	0.0
NFL totals		29	17	595	340	57.1	3,893	6.5	14	20	78	29	212	70.8

Single Game Highs

Passing Yards

405 @ Minnesota (11/26/06)
299 vs. Seattle (9/16/07)
253 vs. Kansas City (10/8/06)

Passing Attempts

51 @ Minnesota (11/26/06)
42 vs. Chicago (10/16/06)
38 vs. Dallas (11/12/06)

Completions

31 @ Minnesota (11/26/06)
24 vs. Chicago (11/12/06)
23 vs. Seattle (9/16/07)

Touchdown Passes

2 vs. Kansas City (10/8/06)
2 vs. Chicago (10/16/06)
2 vs. Seattle (9/16/07)

Passer Rating

137.3 @ San Francisco (12/24/06)
101.7 vs. Detroit (11/19/06)
100.3 @ St. Louis (12/3/06)

Longest Pass

78t @ New England (12/21/08)
58 @ Oakland (10/22/06)
57 @ San Francisco (12/24/06)

Interceptions

2, six times, most recent:
2 @ Green Bay (1/3/10)

Rushing Yards

35 @ San Francisco (6 attempts, 9/10/07)

Rushing Attempts

6 @ San Francisco (35 yards, 9/10/07)
6 vs. Detroit (7 yards, 11/19/06)

Long Rush

20 @ San Francisco (9/10/07)

Touchdowns (Rush)

1 vs. Dallas (11/12/06)
1 vs. Detroit (11/19/06)

Additional Statistics

Fumbles/Lost: 11/3 total; 2006 – 8/2, 2008 – 2/1, 2009 – 1/0.

Fumble Recoveries: 2 total; 2006 – 2.



38 DANIEAL MANNING

FREE SAFETY

Height: 5-11 | Weight: 202 | College: Abilene Christian |
 Hometown: Corsicana, Texas | 6th NFL Season |
 1st with Texans | Age as of Kickoff Weekend 2011: 29 |
 Acquired: FA-'11 (CHI) | 2011 GP/GS: 16/16 |
 Career GP/GS: 77/56 | Teams: Chicago, 2006-10; Houston, 2011 |

TRANSACTIONS: Selected by Chicago Bears in the second round (42nd overall) in the 2006 NFL Draft...signed with Bears on July 5, 2006...re-signed with Bears on May 19, 2010...signed with Houston Texans on July 29, 2011.

CAREER:

- Has played in 77 career games with 56 starts and has recorded 331 total tackles, including 266 solos as well as seven interceptions, six forced fumbles and four fumble recoveries
- Excellent kick returner with a career average of 26.8 yards per return on 101 attempts

2010 (Chicago 16/16):

- Started all 16 games for the first time in his career and finished the year with 72 tackles, 59 solos, and one interception
- Made a season-high 11 tackles at New York Giants (10/3)
- Intercepted a pass vs. Washington (10/24), the seventh pick of his career

2009 (Chicago 15/10):

- Made 10 tackles at Cincinnati (10/25)
- Intercepted a pass vs. Cleveland (11/1) and returned it 35 yards
- Registered a season-high 12 tackles, including 10 solos, vs. Arizona (11/8)

2008 (Chicago 14/1):

- Intercepted a pass vs. Jacksonville (12/7) and returned it 42 yards
- Scored his first career touchdown via kick return vs. New Orleans (12/11) when he returned a kickoff 83 yards for a score
- Reeled off a 70-yard kickoff return vs. Green Bay (12/22)
- Started the season finale at Houston (12/28) and registered a season-high six tackles, including five solo stops and averaged 31.2 yards per return on six attempts

2007 (Chicago 16/15):

- Started the second game of the year vs. Kansas City (9/16) and made an interception, which he returned 33 yards
- Made a career-high 13 tackles, including 11 solos, in the season finale vs. New Orleans (12/30)

2006 (Chicago 16/14):

- Played in all 16 games as a rookie, starting 14, and finished the year with two interceptions, four forced fumbles and two fumble recoveries
- Made his NFL debut in the season opener at Green Bay (9/10) and intercepted a pass which he returned 15 yards
- Made his first career start at FS at Minnesota (9/24) and made four solo tackles.
- Made a season-high 10 tackles vs. Miami (11/5)

COLLEGE:

- Three-year starter at Abilene Christian and became the second-highest drafted player in school history

- Started all 30 games at ACU and finished his career with 159 tackles, two sacks, 11 interceptions, 12 tackles for loss, six forced fumbles, four fumble recoveries and four blocked kicks

PERSONAL:

- Native Texan who hails from Corsicana
- Was a three-year starter at Corsicana High and earned second-team All-State mention from the Associated Press and Texas Sports Writers Association as a senior
- Finished second in the state in the 100 meters and triple jump and was fourth in the 200 meters

Manning's 2010 Season Statistics

Date, Opp	G	GS	Tackles				Sk	Yds	Interceptions				Fumbles			
			Tot	Solo	Asst				No	Yds	Lg	TD	PD	FF	FR	Yds
9/12 vs. DET	1	1	4	3	1	0.0	0.0	0	0	0	0	1	0	0	0	0
9/19 @ DAL	1	1	7	6	1	0.0	0.0	0	0	0	0	0	0	0	0	0
9/27 vs. GB	1	1	3	3	0	0.0	0.0	0	0	0	0	1	0	0	0	0
10/3 @ NYG	1	1	11	8	3	0.0	0.0	0	0	0	0	0	0	0	0	0
10/10 @ CAR	1	1	4	3	1	0.0	0.0	0	0	0	0	1	0	0	0	0
10/17 vs. SEA	1	1	4	3	1	0.0	0.0	0	0	0	0	1	0	0	0	0
10/24 vs. WAS	1	1	4	3	1	0.0	0.0	1	0	0	0	1	0	0	0	0
11/7 @ BUF	1	1	8	6	2	0.0	0.0	0	0	0	0	0	0	0	0	0
11/14 vs. MIN	1	1	3	3	0	0.0	0.0	0	0	0	0	0	0	0	0	0
11/18 @ MIA	1	1	0	0	0	0.0	0.0	0	0	0	0	1	0	0	0	0
11/28 vs. PHI	1	1	2	2	0	0.0	0.0	0	0	0	0	0	0	0	0	0
12/5 @ DET	1	1	3	2	1	0.0	0.0	0	0	0	0	1	0	0	0	0
12/12 vs. NE	1	1	8	7	1	0.0	0.0	0	0	0	0	0	0	0	0	0
12/20 @ MIN	1	1	2	1	1	0.0	0.0	0	0	0	0	0	0	0	0	0
12/26 vs. NYJ	1	1	4	4	0	0.0	0.0	0	0	0	0	0	0	0	0	0
1/2/11 @ GB	1	1	5	5	0	0.0	0.0	0	0	0	0	0	0	0	0	0
2010 Totals	16	16	72	59	13	0.0	0.0	1	0	0	0	7	0	0	0	0

Manning's Career Statistics

		Tackles							Interceptions					Fumbles				
Year	Team	G	GS	Tot	Solo	Asst	Sk	Yds	No	Yds	Lg	TD	PD	FF	FR	Yds	TD	
2006	Chi	16	14	64	47	17	0.0	0.0	2	26	15	0	7	4	1	0	0	
2007	Chi	16	15	79	68	11	0.0	0.0	2	33	33	0	6	0	0	0	0	
2008	Chi	14	1	27	22	5	1.0	9.0	1	42	42	0	4	0	0	0	0	
2009	Chi	15	10	89	70	19	1.0	11.0	1	35	35	0	2	2	3	4	0	
2010	Chi	16	16	72	59	13	0.0	0.0	1	0	0	0	7	0	0	0	0	
2011	Hou	0	0	0	0	0	0.0	0.0	0	0	0	0	0	0	0	0	0	
NFL Totals		77	56	331	266	65	2.0	20.0	7	136	42	0	26	6	4	4	0	

MANNING, DANIEAL



Manning's 2010 Season Statistics

Date, Opp	Kickoff Returns					Punt Returns					
	No	Yds	Avg	Lg	TD	No	FC	Yds	Avg	Lg	TD
9/12 vs. DET	3	70	23.3	30	0	0.0	0.0	0	--	0	0
9/19 @ DAL	2	43	21.5	22	0	0.0	0.0	0	--	0	0
9/27 vs. GB	1	44	44.0	44	0	0.0	0.0	0	--	0	0
10/3 @ NYG	2	38	19.0	23	0	0.0	0.0	0	--	0	0
10/10 @ CAR	3	133	44.3	62	0	0.0	0.0	0	--	0	0
10/17 vs. SEA	2	27	13.5	21	0	0.0	0.0	0	--	0	0
10/24 vs. WAS	4	78	19.5	26	0	0.0	0.0	0	--	0	0
11/7 @ BUF	1	15	15.0	15	0	0.0	0.0	0	--	0	0
11/14 vs. MIN	0	0	--	0	0	0.0	0.0	0	--	0	0
11/18 @ MIA	0	0	--	0	0	0.0	0.0	0	--	0	0
11/28 vs. PHI	3	88	29.3	44	0	0.0	0.0	0	--	0	0
12/5 @ DET	2	45	22.5	26	0	0.0	0.0	0	--	0	0
12/12 vs. NE	4	124	31.0	40	0	0.0	0.0	0	--	0	0
12/20 @ MIN	2	49	24.5	30	0	0.0	0.0	0	--	0	0
12/26 vs. NYJ	2	31	15.5	26	0	0.0	0.0	0	--	0	0
1/2/11 @ GB	2	31	15.5	28	0	0.0	0.0	0	--	0	0
2010 Totals	33	816	24.7	62	0	0.0	0.0	0	0.0	0	0

Manning's Career Statistics

Year	Team	Kickoff Returns					Punt Returns					
		No	Yds	Avg	Lg	TD	No	FC	Yds	Avg	Lg	TD
2006	Chi	1	20	20.0	20	0	0.0	0.0	0	--	0	0
2007	Chi	3	61	20.3	21	0	0.0	0.0	0	--	0	0
2008	Chi	36	1070	29.7	83	1	0.0	0.0	0	--	0	0
2009	Chi	28	744	26.6	59	0	0.0	0.0	0	--	0	0
2010	Chi	33	816	24.7	62	0	0.0	0.0	0	--	0	0
2011	Hou	0	0	--	0	0	0.0	0.0	0	--	0	0
NFL Totals		101	2711	24.3	83	1	0	0	0	0.0	0	0

Single Game Highs

Tackles

13 vs. New Orleans (12-30-07)
 12 vs. Arizona (11-08-09)
 11 @ New York Giants (10-03-10)
 10, twice, last @ Cincinnati (10-25-09)
 9 vs. Detroit (10-04-09)

Interceptions

1 vs. Washington (10-24-10)

Passes Defensed

3 vs. Green Bay (12-23-07)
 2, twice, last vs. Jacksonville (12-07-08)
 1; twenty-one times, last @ Detroit (12-05-10)

Fumble Recoveries

1, four times, last vs. Green Bay (12-13-09)

Additional Statistics

Special Teams Tackles: 14 total; last vs. St. Louis (12/06/09)



21 BRICE McCAIN CORNERBACK

Height: 5-9 | Weight: 185 | College: Utah |
Hometown: Terrell, Texas | 3rd NFL Season |
3rd with Texans | Age as of Kickoff Weekend 2011: 24 |
Acquired: D6-'09 (188th overall) | 2011 GP/GS: 0/0 |
Career GP/GS: 28/2 | Teams: Houston, 2009-11 |

TRANSACTIONS: Selected by Houston Texans in the sixth round (188th pick overall) of the 2009 NFL Draft.

CAREER:

- Has played in 28 career games (two starts) including action in all 16 games as a rookie
- Has made 22 tackles in his career, 17 of which were solo stops
- Made his first career interception vs. Indianapolis (11/29)

2010 (Houston 12/2):

- Saw action in 12 games with two starts where he made 11 tackles (seven solo) and had two passes defended
- Made the first career start at cornerback, making seven tackles (five solo) vs. Indianapolis (9/12)
- Had two tackles (one solo) and a pass defended at Oakland (10/3)
- Made five tackles (four solo) at Indianapolis (11/1)

2009 (Houston 16/0):

- Made professional debut playing cornerback vs. the New York Jets (9/13)...
- Registered two tackles (two solo) while also participating on special teams...played both at cornerback and on special teams at Tennessee (9/20) and vs. Jacksonville (9/27)
- Made his first career interception vs. Indianapolis (11/29).
- Had five tackles (five solo) at Jacksonville (12/6).
- Had a pass defended that clinched the victory vs. New England (1/3) and recorded a tackle on special teams.

COLLEGE:

- Three-year starter played in 49 games, starting 39...won all-MWC recognition as a defensive back (2007-08) and kick returner (2006)...103 career tackles...21 career pass breakups is tied for sixth all-time at Utah...had 37 kick returns for 846 yards...economics major.

PERSONAL:

- All-state, all-area and all-district as a running back and defensive back
- County and Terrell High (Texas) MVP.
- Played cornerback, wide receiver and running back and returned punts and kickoffs...also lettered in basketball and track...ran 100 meters in 10.3 seconds...on 400 meter relay team that placed second in the state.
- Has six siblings and two stepbrothers.

McCain's 2010 Season Statistics

Date, Opp	G GS		Tackles				Interceptions					Fumbles					
			Tot	Solo	Asst	Sk	Yds	No	Yds	Lg	TD	PD	FF	FR	Yds	TD	
9/12 vs. IND	1	1	7	5	2	0.0	0.0	0	0	0	0	0	0	0	0	0	0
9/19 @ WAS	1	0	2	1	1	0.0	0.0	0	0	0	0	0	0	0	0	0	0
9/26 vs. DAL	1	0	3	3	0	0.0	0.0	0	0	0	0	0	0	0	0	0	0
10/3 @ OAK	1	0	2	1	1	0.0	0.0	0	0	0	0	1	0	0	0	0	0
10/10 vs. NYG	1	0	2	2	0	0.0	0.0	0	0	0	0	0	0	0	0	0	0
10/17 vs. KC	1	0	0	0	0	0.0	0.0	0	0	0	0	1	0	0	0	0	0
11/1 @ IND	1	1	5	4	1	0.0	0.0	0	0	0	0	0	0	0	0	0	0
11/7 vs. SD	1	0	0	0	0	0.0	0.0	0	0	0	0	0	0	0	0	0	0
11/14 @ JAX	1	0	1	1	0	0.0	0.0	0	0	0	0	0	0	0	0	0	0
11/21 @ NYJ	1	0	0	0	0	0.0	0.0	0	0	0	0	0	0	0	0	0	0
11/28 vs. TEN	INACTIVE																
12/2 @ PHI	1	0	0	0	0	0.0	0.0	0	0	0	0	0	0	0	0	0	0
12/13 vs. BAL	INACTIVE																
12/19 @ TEN	INACTIVE																
12/26 @ DEN	INACTIVE																
1/2/11 vs. JAX	1	0	0	0	0	0.0	0.0	0	0	0	0	0	0	0	0	0.0	0
2010 Totals	12	2	22	17	5	0.0	0.0	0	0	0	0	2	0	0	0	0	0

McCain's Career Statistics

		Tackles							Interceptions				Fumbles				
Year	Team	G	GS	Tot	Solo	Asst	Sk	Yds	No	Yds	Lg	TD	PD	FF	FR	Yds	TD
2009	Hou	16	0	11	10	1	0.0	0.0	1	0	0	0	2	0	0	0	0
2010	Hou	12	2	22	17	5	0.0	0.0	0	0	0	0	2	0	0	0	0
2011	Hou	0	0	0	0	0	0.0	0.0	0	0	0	0	0	0	0	0	0
NFL Totals		28	2	33	27	6	0.0	0.0	1	0	0	0	4	0	0	0	0

Single Game Highs

Tackles

7 vs. Indianapolis (9/12/10)
5, two times; last @ Indianapolis (11/1/10)
3 vs Dallas (9/26/10)
2, four times, last vs. NY Giants (10/10/10)

Interceptions

1 vs. Indianapolis (11/29/09) P. Manning

Additional Statistics

Special Teams Tackles: 4 total; 2009 – 4



22 SHERRICK McMANIS CORNERBACK

Height: 6-1 | Weight: 195 | College: Northwestern |
 Hometown: Peoria, Illinois | 2nd NFL Season |
 2nd with Texans | Age as of Kickoff Weekend 2011: 23 |
 Acquired: D5-'10 (144th overall) | 2011 GP/GS: 0/0 |
 Career GP/GS: 14/0 | Teams: Houston, 2010-11 |

TRANSACTIONS: Selected by the Houston Texans in the fifth round (144th overall) of the 2010 NFL Draft.

2010 (Houston 14/0):

- Saw action in 14 games, mostly on special teams
- Made two tackles (one solo) and intercepted one pass
- Intercepted an Eli Manning pass for the first interception of his career vs. the New York Giants (10/10)
- Assisted on one tackle and made one special teams tackle vs. Baltimore (12/13)
- Made two special teams tackles at Tennessee (12/19)

COLLEGE:

- Earned a postseason all-star invite to the 2010 East-West Shrine Game (was unable to participate in the game due to injury)
- Sixth on NU's career interceptions list with nine and ranks third on NU's career pass breakups list with 30
- Despite being hampered with leg injuries his senior season, played in 10 of 13 games and was named team's 2009 Defensive MVP and was the 2009 Team co-captain
- 2009 first-team All-Big Ten selection by media and second-team all-league choice by coaches
- Team's 2009 Defensive Most Valuable Player
- Named the Tri-County Male Athlete of the Year by his hometown Greater Peoria Sports Hall of Fame after he finished with 37 tackles and a team-best five interceptions in 10 games
- Ranked first in Big Ten and eighth nationally in interceptions
- Finished 2008 fourth on team with 67 tackles and first on squad with 14 passes defended, which tied for fifth in the Big Ten and 38th nationally
- Three tackles in 2008 Alamo Bowl vs. Missouri
- 2007 starter at cornerback and returned kickoffs in 10 games (first four, last six)
- Ranked sixth in the Big Ten with a 23.2 ypr average and inished third on team with 75 tackles
- Had 6.5 TFL's and led team with six pass breakups
- Named to Sporting News' 2006 Freshman All-Big Ten team
- Team's NGN Special Teams Newcomer of the Year Award recipient
- Started three games (Michigan, Iowa and Ohio State) at cornerback
- Ranked seventh in the Big Ten with a kickoff return average of 21.0
- Earned his first career interception against Ohio State's Heisman Trophy winner Troy Smith

HIGH SCHOOL:

- Earned team MVP and all-state honors (played eight different positions his senior year)
- Earned all-state honors from the Champaign-Urbana News-Gazette and Illinois Football Coaches Association
- First-team Peoria Journal Star all-area and all-conference selection, as well, in 2005
- Helped the Knights earn a berth in the Illinois state playoffs three consecutive years
- Primarily played tailback and defensive back for Richwoods...earned a spot in the IFCA's Shriners All-Star game
- Won the Illinois state long jump his junior year

PERSONAL:

- Born Sherrick Terravis McManis
- Communication studies major

McManis' 2010 Season Statistics

Date, Opp	G	GS	Tackles				Sk	Yds	Interceptions				Fumbles				
			Tot	Solo	Asst				No	Yds	Lg	TD	PD	FF	FR	Yds	TD
9/12 vs. IND	1	0	0	0	0	0.0	0.0	0	0	0	0	0	0	0	0	0	0
9/19 @ WAS	1	0	0	0	0	0.0	0.0	0	0	0	0	0	0	0	0	0	0
9/26 vs. DAL	1	0	0	0	0	0.0	0.0	0	0	0	0	0	0	0	0	0	0
10/3 @ OAK	1	0	0	0	0	0.0	0.0	0	0	0	0	0	0	0	0	0	0
10/10 vs. NYG	1	0	0	0	0	0.0	0.0	1	1	1	0	1	0	0	0	0	0
10/17 vs. KC	INACTIVE																
11/1 @ IND	1	0	0	0	0	0.0	0.0	0	0	0	0	0	0	0	0	0	0
11/7 vs. SD	1	0	0	0	0	0.0	0.0	0	0	0	0	0	0	0	0	0	0
11/14 @ JAX	1	0	0	0	0	0.0	0.0	0	0	0	0	0	0	0	0	0	0
11/21 @ NYJ	1	0	0	0	0	0.0	0.0	0	0	0	0	0	0	0	0	0	0
11/28 vs. TEN	1	0	0	0	0	0.0	0.0	0	0	0	0	0	0	0	0	0	0
12/2 @ PHI	1	0	1	1	0	0.0	0.0	0	0	0	0	0	0	0	0	0	0
12/13 vs. BAL	1	0	1	0	1	0.0	0.0	0	0	0	0	0	0	0	0	0	0
12/19 @ TEN	1	0	0	0	0	0.0	0.0	0	0	0	0	0	0	0	0	0	0
12/26 @ DEN	1	0	0	0	0	0.0	0.0	0	0	0	0	0	0	0	0	0	0
1/2/11 vs. JAX	INACTIVE																
2010 Totals	14	0	2	1	1	0.0	0.0	1	1	1	0	1	0	0	0	0	0

McManis' Career Statistics

		Tackles							Interceptions				Fumbles				
Year	Team	G	GS	Tot	Solo	Asst	Sk	Yds	No	Yds	Lg	TD	PD	FF	FR	Yds	TD
2010	Hou	14	0	2	1	1	0.0	0.0	1	1	1	0	1	0	0	0	0
2011	Hou	0	0	0	0	0	0.0	0.0	0	0	0	0	0	0	0	0	0
NFL Totals		14	0	2	1	1	0.0	0.0	1	1	1	0	1	0	0	0	0

Single Game Highs

Tackles

1 at Philadelphia (12/2/10)

1 vs. Baltimore (12/13/10)

Additional Statistics

Special Teams Tackles: 8 total; 2010 – 8.



92 EARL MITCHELL DEFENSIVE TACKLE

Height: 6-3 | Weight: 300 | College: Arizona |
Hometown: Galena Park, Texas | 2nd NFL Season |
2nd with Texans | Age as of Kickoff Weekend 2011: 23 |
Acquired: D3-'10 (81st overall) | 2011 GP/GS: 0/0 |
Career GP/GS: 15/0 | Teams: Houston, 2010-11 |

TRANSACTIONS: Selected by the Houston Texans in the third round (81st overall) of the 2010 NFL Draft...signed by Texans on June 10, 2010.

2010 (Houston 15/0):

- Saw action at defensive tackle in 15 games as a rookie...
- Made 26 tackles (16 solo) including one sack.
- Made his professional debut vs. Indianapolis (9/12)
- Had five tackles (one solo) vs. the New York Giants (10/10)
- Made three tackles (one solo) vs. Kansas City (10/17)
- Recorded three solo tackles at Jacksonville (11/14)
- Made four tackles (three solo) vs. Baltimore (12/13)
- Recorded his first career sack for an eight yard loss at Tennessee (12/19)

COLLEGE:

- Played in 49 games with 37 starts for Arizona, starting 12 of 24 games at tight end/H-back, and all 25 games at defensive tackle
- On defense, he recorded 88 tackles (50 solos) with eight sacks for minus 42 yards, 18 stops for losses totaling 60 yards and one quarterback pressure
- Also caused one fumble, deflected two passes, and blocked one punt and on offense, he caught 14 passes for 174 yards (12.4 avg) and two touchdowns
- All-Pacific 10 Conference second-team selection by the league's coaches and named to the preseason watch list for the Lombardi Award
- The defensive co-captain started 12 games and led Arizona defensive linemen with 48 tackles (34 solos) and earned Pac-10 Defensive Player of the Week honors vs. USC
- Shifted to the defensive side of the ball for his junior season, starting all 13 games at left defensive tackle and finished with 40 tackles (16 solos), 1.5 sacks for minus-10 yards, 5.5 stops for losses of 14 yards and a pass deflection
- Played in 12 games in 2007 at fullback and H-Back and caught five passes for 38 yards and a TD, adding an eight-yard kick return vs. UCLA
- Started seven games in 2006 at fullbackwhile seeing action in all 12 games as a true freshman and rushed four times for seven yards and caught nine passes for 136 yards.

HIGH SCHOOL:

- Attended North Shore (Galena Park, Texas) High School
- Earned first-team All-District 23-5A honors, as well as SuperPrep All-Midlands and All-Southwest
- As a senior, helped his team to an 11-1 record, with their only loss coming in the area playoffs
- Rated the ninth-best tight end by Texas High School Football
- Listed as a Houston Chronicle Top 5 area receivers recruit, one of Dave Campbell's Texas Football Top 10 tight ends, and a Dallas Morning News State 100 selection
- Earned postseason Texas 100 honors from Rivals.com, as that recruiting service gave him a three-star rating.

PERSONAL:

- Interdisciplinary studies major
- Resides in Houston, Texas.

Mitchell's 2010 Season Statistics

Date, Opp	G	GS	Tackles					Interceptions					Fumbles							
			Tot	Solo	Asst	Sk	Yds	No	Yds	Lg	TD	PD	FF	FR	Yds	TD				
9/12 vs. IND	1	0	0	0	0	0.0	0.0	0	0	0	0	0	0	0	0	0				
9/19 @ WAS	1	0	2	1	1	0.0	0.0	0	0	0	0	0	0	0	0	0				
9/26 vs. DAL	1	0	2	2	0	0.0	0.0	0	0	0	0	0	0	0	0	0				
10/3 @ OAK	1	0	2	2	0	0.0	0.0	0	0	0	0	0	0	0	0	0				
10/10 vs. NYG	1	0	5	1	4	0.0	0.0	0	0	0	0	0	0	0	0	0				
10/17 vs. KC	1	0	3	1	2	0.0	0.0	0	0	0	0	0	0	0	0	0				
11/1 @ IND								INACTIVE												
11/7 vs. SD	1	0	0	0	0	0.0	0.0	0	0	0	0	0	0	0	0	0				
11/14 @ JAX	1	0	3	3	0	0.0	0.0	0	0	0	0	0	0	0	0	0				
11/21 @ NYJ	1	0	2	2	0	0.0	0.0	0	0	0	0	0	0	0	0	0				
11/28 vs. TEN	1	0	1	1	0	0.0	0.0	0	0	0	0	0	0	0	0	0				
12/2 @ PHI	1	0	0	0	0	0.0	0.0	0	0	0	0	0	0	0	0	0				
12/13 vs. BAL	1	0	4	3	1	0.0	0.0	0	0	0	0	0	0	0	0	0				
12/19 @ TEN	1	0	1	1	0	1.0	8.0	0	0	0	0	0	0	0	0	0				
12/26 @ DEN	1	0	1	1	0	0.0	0.0	0	0	0	0	0	0	0	0	0				
1/2/11 vs. JAX	1	0	0	0	0	0.0	0.0	0	0	0	0	0	0	0	0.0	0				
2010 Totals	15	0	26	18	8	1.0	8.0	0	0	0	0	0	0	0	0	0				

Mitchell's Career Statistics

Year	Team	G	GS	Tackles				Yds	Interceptions				Fumbles				
				Tot	Solo	Asst	Sk		No	Yds	Lg	TD	PD	FF	FR	Yds	TD
2010	Hou	15	0	26	18	8	1.0	8.0	0	0	0	0	0	0	0	0	0
2011	Hou	0	0	0	0	0	0.0	0.0	0	0	0	0	0	0	0	0	0
NFL Totals		15	0	26	18	8	1.0	8.0	0	0	0	0	0	0	0	0	0

Career Game Highs

Tackles

4 vs Baltimore (12-13-10)

Sacks

1.0 at Tennessee (12-19-10)

**55****CHRIS MYERS**
GUARD

Height: 6-4 | Weight: 292 | College: Miami (Fla.) |
Hometown: Miami, Fla. | 7th NFL Season |
4th with Texans | Age as of Kickoff Weekend 2011: 29 |
Acquired: T-'08 (Denver) | 2011 GP/GS: 0/0 |
Career GP/GS: 89/64 | Teams: Denver, 2005-07; Houston 2008-11 |

TRANSACTIONS: Selected by Denver Broncos in sixth round (200th pick overall) of 2005 NFL Draft...signed by Broncos on July 28, 2005...waived by Broncos on Sept. 3, 2005...re-signed by Broncos to practice squad on Sept. 4, 2005...activated on Oct. 4, 2005...traded by Broncos to Houston Texans for a sixth round draft pick on March 17, 2008.

CAREER:

- Joined the Texans via trade in 2008 and immediately stepped into the starting lineup.
- Has played in 89 games with 64 starts in six NFL seasons
- Has blocked for two 1,000-yard rushers and been a part of a top five NFL offense each of the last three years
- Has started all 16 games in each of the past three seasons, including 59 straight starts at center

2010 (Houston 16/16):

- Started all 16 games for the fourth consecutive season...helped clear holes for RB Arian Foster to rush for a team-record 1,616 yards
- Started at center and helped pave the way for Foster's franchise record 231 yards rushing vs. Indianapolis (9/12)
- Provided pocket protection for QB Matt Schaub, enabling him to throw for a franchise-record 497 yards and three touchdowns at Washington (9/19)
- Helped Texans RBs rush for 249 yards while allowing no sacks at Oakland (10/3)
- Protected Schaub during his AFC Player of the Week performance vs. Kansas City (10/17)
- Started at center and cleared holes for Foster to rush for 127 yards vs. San Diego (11/7)
- Opened holes for Foster to rush for 143 yards vs. Tennessee (11/28)
- Starter at center at Denver (12/26), making a return to the city where he spent the first three years of his career
- Paved the way for Foster to rush for 180 yards vs. Jacksonville (1/2) and wrap up the 2010 NFL rushing title

2009 (Houston 16/16):

- Stated all 16 games for his third straight season
- Helped Schaub pass for his second consecutive 300 yard game vs. Jacksonville (9/27)
- Protected Schaub as he threw for 392 yards and four touchdowns at Cincinnati (10/18)
- Started at center vs. Tennessee (11/23) when Schaub had his second consecutive 300-yard passing game
- Helped the offense gain over 300 yards for the 11th consecutive game at Jacksonville (12/6)
- Part of the offensive line that blocked for Schaub as he threw for 365 yards and two touchdowns vs. Seattle (12/13) without allowing him to be sacked
- Blocked for Schaub at St. Louis (12/20), where he threw for 367 yards and was not sacked for the second consecutive game and fourth time of 2009

2008 (Houston 16/16):

- Started all 16 games in his first season in Houston
- Helped clear holes for rookie RB Steve Slaton to rush for a team-record 1,282 yards
- Part of a line that yielded a mere 32 sacks on the season.

- Was flagged for four penalties
- One of three Texans offensive linemen to take every snap during the season

2007 (Denver 16/16):

- Moved into the starting lineup for the first time and started all 16 games
- Opened the first five contests at left guard before sliding inside to center for the last 11 games
- Part of a line that paved the way for a ground attack that averaged 4.6 yards per carry, ranking fifth-best in the NFL, and yielded only 32 sacks
- One of only three Denver players (CB Champ Bailey and LB D.J. Williams) to be whistled for only one penalty all year

2006 (Denver 16/0):

- Saw action on special teams in all 16 games in his second pro season

2005 (Denver 9/0):

- Saw action in nine games as a rookie, playing on special teams...also contributed in both Denver postseason contests
- Spent the first four weeks of the season on the Broncos practice squad before being signed to the 53-man roster (10/4)
- Inactive for three games before he made his NFL debut on special teams vs. Philadelphia (10/30)

COLLEGE:

- Three-year starter at Miami (Fla.), playing in a total of 45 games with 38 starts. Started at both guard positions, right tackle and center and finished his career earning all-conference recognition as a junior and senior
- Was a second-team All-Atlantic Coast Conference selection as a senior, starting all 12 games at right tackle for the Peach Bowl champions and concluding his career by starting his final 38 games played
- Second-team All-Big East Conference as a junior
- College teammate of current Texans T Rashad Butler, WR Andre Johnson and T Eric Winston at Miami
- Graduated with a bachelor's degree, studying history, political science and sports administration

PERSONAL:

- Earned All-State and All-Dade County honors as a senior at Palmetto High School in Miami despite the fact that he did not start playing football until 10th grade for the Panthers
- Played in the prestigious Florida vs. California All-Star game as a senior
- Won the NFL's Punt Pass and Kick competition as a child
- Grandfather was a longtime NFL referee

Myers' Career Statistics

- Games/Starts: 2005: 16/0, 2006: 16/0, 2007: 16/16, 2008: 16/16, 2009: 16/16; 2010: 16/16; Totals: 89/64
- Tackles: 5 total; 2007 – 1, 2008 – 2, 2009 – 1, 2010 – 1.



72 JESSE NADING OUTSIDE LINEBACKER

Height: 6-5 | Weight: 261 | College: Colorado State |
Hometown: Highlands Ranch, Colo. | 2nd NFL Season |
3rd with Texans | Age as of Kickoff Weekend 2010: 25 |
Acquired: CFA-'08 | 2010 GP/GS: 5/0 |
Career GP/GS: 12/0 | Teams: Houston, 2008-10 |

TRANSACTIONS: Signed by Houston Texans as an undrafted free agent on May 8, 2008... Released by Texans on Aug. 29, 2008...re-signed by Texans to practice squad on Aug. 31, 2008...signed by Texans to active roster on Nov. 19, 2008...released by Texans on Sept. 5, 2009...signed by Texans to practice squad on Sept. 6, 2009...signed by Texans to active roster on Nov. 4, 2009...released by Texans on Nov. 17, 2009...signed by Texans to practice squad on Nov. 19, 2009...re-signed by Texans on Jan. 5, 2010

CAREER:

- Worked his way up from the practice squad to the active roster for the final six games of the 2008 season and again for one game in 2009 before playing in five games in 2010
- Has recorded 13 tackles in 12 games

2010 (Houston 5/0):

- Saw action in the first five games of the season before suffering a season ending injury
- Totaled seven tackles (three solo) and 0.5 sacks
- Assisted on two tackles (0.5 sacks) and had one quarterback hit vs. Indianapolis (9/12)
- Had two tackles (two solo) and one pass defended at Washington (9/19)
- Assisted on two tackles vs. Dallas (9/26)
- Made one solo tackle vs. the New York Giants (10/10)
- Placed on injured reserve with a knee injury (12/7)

2009 (Houston 1/0):

- Spent the first eight games of the season on the practice squad before being promoted to the active roster (11/4)
- Made his season debut for the Texans at Indianapolis (11/8) both on the defensive line and on special teams

2008 (Houston 6/0):

- Played in six games...registered four total tackles...spent the first 11 weeks of the season on the Texans practice squad
- Made his NFL debut at Cleveland (11/23) after being signed to the active roster earlier in the week (11/19)
- Played at defensive end and registered two solo tackles at Green Bay (12/7) and also had one assist on special teams
- Posted one solo tackle on defense and also played on special teams in the season finale vs. Chicago (12/28)

COLLEGE:

- Started all 12 games at defensive end as a senior for Colorado State in 2007, collecting 56 tackles (19 solo), six tackles for loss, three sacks, one interception, one pass breakup and three fumble recoveries in his final season
- Garnered second-team all-conference honors...voted team captain before each of CSU's 12 games, the only Rams defender to receive that honor for each contest...received consideration for the National Scholar Athlete Award, the Draddy Trophy and the Ted Hendricks Award
- Named to the preseason all-MWC first team by Athlon and to the second team by Lindy's as a junior
- Honorable mention all-conference after his sophomore season...also recognized by

ESPN The Magazine as a second-team academic all-district choice, and earned a spot on the conference's academic team...finished sophomore season with 56 tackles, sixth on the team and most by a Rams defensive lineman

- Business administration major

PERSONAL:

- Attended Thunder Ridge High School in Highlands Ranch (Colo.)
- Named the state's Class 4A Defensive Player of the Year in 2002
- Two-time all-state football selection, also was chosen to all-state basketball and baseball teams in 2002
- Named by the Denver Post as the state's Defensive Player of the Year as a senior
- Helped Thunder Ridge to 2002 and '03 state basketball titles in Class 4A
- Led Thunder Ridge to 2001 state 4A football championship
- Named the Thunder Ridge Interscholastic Award winner for excellence in athletics and education

Nading's 2010 Season Statistics

Date, Opp	Tackles						Interceptions					Fumbles				
	G	GS	Tot	Solo	Asst	Sk	Yds	No	Yds	Lg	TD	PD	FF	FR	Yds	TD
9/12 vs. IND	1	0	2	0	2	0.5	3.5	0	0	0	0	0	0	0	0	0
9/19 @ WAS	1	0	2	2	0	0.0	0.0	0	0	0	0	1	0	0	0	0
9/26 vs. DAL	1	0	2	0	2	0.0	0.0	0	0	0	0	0	0	0	0	0
10/3 @ OAK	1	0	0	0	0	0.0	0.0	0	0	0	0	0	0	0	0	0
10/10 vs. NYG	1	0	1	1	0	0.0	0.0	0	0	0	0	0	0	0	0	0
10/17 vs. KC								INACTIVE								
11/1 @ IND								INACTIVE								
11/7 vs. SD								INACTIVE								
11/14 @ JAX								INACTIVE								
11/21 @ NYJ								INACTIVE								
11/28 vs. TEN								INACTIVE								
12/2 @ PHI								INACTIVE								
12/13 vs. BAL								INACTIVE								
12/19 @ TEN								INACTIVE								
12/26 @ DEN								INACTIVE								
1/2/11 vs. JAX								INACTIVE								
2010 Totals	5	0	7	3	4	0.5	3.5	0	0	0	0	1	0	0	0	0

Nading's Career Statistics

Year	Team	Tackles							Interceptions				Fumbles				
		G	GS	Tot	Solo	Asst	Sk	Yds	No	Yds	Lg	TD	PD	FF	FR	Yds	TD
2008	Hou	6	0	4	3	1	0.0	0.0	0	0	0	0	0	0	0	0	0
2009	Hou	1	0	0	0	0	0.0	0.0	0	0	0	0	0	0	0	0	0
2010	Hou	5	0	7	3	4	0.5	3.5	0	0	0	0	1	0	0	0	0
2011	Hou	0	0	0	0	0	0.0	0.0	0	0	0	0	0	0	0	0	0
NFL Totals		12	0	11	6	5	0.5	4	0	0	0	0	1	0	0	0	0



33 TROY NOLAN FREE SAFETY

Height: 6-2 | Weight: 207 | College: Arizona State |
Hometown: Woodland Hills, Calif. | 2nd NFL Season |
2nd with Texans | Age as of Kickoff Weekend 2010: 24 |
Acquired: D7-'09 (223rd overall) | 2010 GP/GS: 16/3 |
Career GP/GS: 16/3 | Teams: Houston, 2009-10 |

TRANSACTIONS: Selected by Houston Texans in the seventh round (223rd pick overall) of the 2009 NFL Draft...signed by Texans on June 11, 2009...placed on reserve/injured list on Aug. 17, 2009.

CAREER:

- Saw action last year after missing his rookie season due to a broken arm
- Has played both safety positions in 16 games, including three starts... made 36 career tackles (27 solo) and three interceptions

2010 (Houston 16/3):

- Saw action in all 16 games and made 36 tackles (27 solo), intercepted three passes and finished second on the team with 13 special teams tackles
- Saw action at free safety where he made four tackles (three solo) and the first two interceptions of his NFL career at Oakland (10/3)
- Made his first career start at free safety vs. the New York Giants (10/10) and made seven tackles (five solo)
- Made four solo tackles and one tackle on special teams vs. Kansas City (10/17)
- Made four tackles (two solo) and two special teams tackles at Tennessee (12/19)
- Made his second start of his career at free safety and had six tackles (four solo) and a special teams tackle at Denver (12/26)
- Started at strong safety and made six tackles (five solo) including his first career sack and intercepted his third pass of the season in the season finale vs. Jacksonville (1/2)

2009 (Houston 0/0):

- Spent the entire season on injured reserve after suffering a broken arm in the pre-season opener which required surgery

COLLEGE:

- Started all 25 games in his last two seasons at Arizona State where he served as a team captain in 2008
- Recorded 128 tackles (81 solo), 13 pass break-ups and 10 interceptions over his two-year career
- Scored five touchdowns on defense, with four interception returns and one fumble return
- Had six interceptions in 2007, the most by a Sun Devil since 1989
- Redshirted in 2006
- Named All-Western States Conference first-team on defense in 2005 after leading College of the Canyons to the Western States Conference Championship
- Led College of the Canyons to the National Championship, the Western States Conference Championship and the California State Championship in 2004
- Earned his degree (B.I.S., interdisciplinary studies)

PERSONAL:

- Graduated from El Camino Real High School in Woodland Hills (Calif.)
- Named first-team All-West Valley Conference on defense in 2003 and second-team on offense
- Was the Most Valuable Player of the West Valley Conference in 2003
- Named second-team All-West Valley Conference on defense in 2003 and first-team on offense and named the El Camino Real High defensive Player of the Year in football in 2003
- Captained the football team in 2003
- Lettered in football, basketball, track and field and soccer
- Plans to pursue a career working for the F.B.I. once his football career ends

Nolan's 2010 Season Statistics

Date, Opp	G	GS	Tackles				Sk	Yds	Interceptions				Fumbles				
			Tot	Solo	Asst				No	Yds	Lg	TD	PD	FF	FR	Yds	TD
9/12 vs. IND	1	0	0	0	0	0.0	0.0	0	0	0	0	0	0	0	0	0	0
9/19 @ WAS	1	0	0	0	0	0.0	0.0	0	0	0	0	0	0	0	0	0	0
9/26 vs. DAL	1	0	0	0	0	0.0	0.0	0	0	0	0	0	0	0	0	0	0
10/3 @ OAK	1	0	4	3	1	0.0	0.0	2	34	20	0	2	0	0	0	0	0
10/10 vs. NYG	1	1	7	5	2	0.0	0.0	0	0	0	0	0	0	0	0	0	0
10/17 vs. KC	1	0	4	4	0	0.0	0.0	0	0	0	0	0	0	0	0	0	0
11/1 @ IND	1	0	0	0	0	0.0	0.0	0	0	0	0	0	0	0	0	0	0
11/7 vs. SD	1	0	0	0	0	0.0	0.0	0	0	0	0	0	0	0	0	0	0
11/14 @ JAX	1	0	2	2	0	0.0	0.0	0	0	0	0	0	0	0	0	0	0
11/21 @ NYJ	1	0	0	0	0	0.0	0.0	0	0	0	0	1	0	0	0	0	0
11/28 vs. TEN	1	0	1	1	0	0.0	0.0	0	0	0	0	0	0	0	0	0	0
12/2 @ PHI	1	0	1	0	1	0.0	0.0	0	0	0	0	0	0	0	0	0	0
12/13 vs. BAL	1	0	1	1	0	0.0	0.0	0	0	0	0	1	0	0	0	0	0
12/19 @ TEN	1	0	4	2	2	0.0	0.0	0	0	0	0	0	0	0	0	0	0
12/26 @ DEN	1	1	6	4	2	0.0	0.0	0	0	0	0	0	0	0	0	0	0
1/2/11 vs. JAX	1	1	6	5	1	1.0	8.0	1	1	1	0	0	0	0	0	0	0
2010 Totals	16	3	36	27	9	1.0	8.0	3	35	20	0	4	0	0	0	0	0

Nolan's Career Statistics

		Tackles							Interceptions				Fumbles				
Year	Team	G	GS	Tot	Solo	Asst	Sk	Yds	No	Yds	Lg	TD	PD	FF	FR	Yds	TD
2009	Hou	0	0	0	0	0	0.0	0.0	0	0	0	0	0	0	0	0	0
2010	Hou	16	3	36	27	9	1.0	8.0	3	35	21	0	4	0	0	0	0
2011	Hou	0	0	0	0	0	0.0	0.0	0	0	0	0	0	0	0	0	0
NFL Totals		16	3	36	27	9	1.0	8.0	3	35	21	0	4	0	0	0	0

Single Game Highs

Tackles

7 vs. New York Giants (10/10/10)
6; twice, last vs. Jacksonville (1/2/11)
4; twice, last at Tennessee (12/19/10)

Interceptions

2 at Oakland (10/4/10)
1, vs. Jacksonville (1/2/11)

Sacks

1 vs. Jacksonville (1/2/11)

Additional Statistics

Special Teams Tackles: 13 total: 2010 – 13.



29 GLOVER QUIN STRONG SAFETY

Height: 6-0 | Weight: 203 | College: New Mexico |
Hometown: Summitt, Miss. | 3rd NFL Season |
3rd with Texans | Age as of Kickoff Weekend 2011: 25 |
Acquired: D4, 2009 (112th overall) | 2011 GP/GS: 0/0 |
Career GP/GS: 31/28 | Teams: Houston, 2009-2011 |

TRANSACTIONS: Selected by Houston Texans in the fourth round (112th pick overall) of the 2009 NFL Draft...signed with Texans on July 17, 2009.

HONORS:

- AFC Defensive Player of the Week (Week 12, 2010)

CAREER:

- Has played in 31 games in his career with 28 starts making 149 tackles (125 solo) and three interceptions.

2010 (Houston 16/16):

- Started at cornerback for all 16 games and made 85 tackles (71 solo) in his sophomore campaign along with three interceptions, two fumble recoveries and one forced fumble
- Made four tackles (three solo) and recovered a fumble vs. Indianapolis (9/12)
- Tied for the team lead with eight tackles (five solo) at Washington (9/19)
- Had two solo tackles and recovered a fumble vs. San Diego (11/7)
- Led the defense with 13 solo tackles including one for a loss and had one pass defensed at Jacksonville (11/14)
- Set a franchise record with three interceptions, his first three as a pro while adding four tackles (three solo) and five passes defensed vs. Tennessee (11/28) which earned him AFC Defensive Player of the Week honors
- Made eight solo tackles at Denver (12/26)
- Made five tackles (four solo) and forced a fumble vs. Jacksonville (1/2)

2009 (Houston 15/12):

- Saw action in 15 games (12 starts) as a rookie and made 64 tackles (54 solo) and had 11 passes defensed
- Made his NFL debut vs. the New York Jets (9/13) as the nickel corner and recorded four tackles, including three solos, and had one tackle on special teams
- Made his first NFL start vs. Oakland (10/4) and responded with five tackles (four solo) including two tackles for a loss
- Made seven tackles (five solo) in Texans win at Buffalo (11/1)
- Made his sixth consecutive start at cornerback and made six solo tackles and had four passes defensed at Indianapolis (11/8)
- Made eight tackles (seven solo) including one for a loss vs. Seattle (12/13)
- Tied for the team lead with seven tackles (six solo) and had two passes defensed vs. New England (1/3)

COLLEGE:

- Played in 36 career games (34 starts)
- Earned consensus first team all-MWC honors in 2008 after being an Honorable Mention pick his first two years...named 2007 1st team all-MWC selection...helped lead the Lobos pass defense to a No. 20 national ranking in 2007
- Finished his career with 156 tackles, a school record 32 pass break-ups and seven interceptions
- Graduated with a degree in Business Administration in December of 2008

PERSONAL:

- Attended North Pike HS in Summitt (Miss.)
- Four-year letterman in football and basketball, and was the Jaguar's team MVP in both sports as a senior
- Totalled 2,552 rushing yards, 224 tackles and 13 interceptions in his prep career
- Played for head coach Adam Barron
- Received the U.S. Army Scholar-Athlete Award

Quin's 2010 Season Statistics

Date, Opp	G	GS	Tackles				Yds	Interceptions				Fumbles			
			Tot	Solo	Asst	Sk		No	Yds	Lg	TD	PD	FF	FR	Yds
9/12 vs. IND	1	1	4	3	1	0.0	0.0	0	0	0	0	1	0	1	3
9/19 @ WAS	1	1	8	5	3	0.0	0.0	0	0	0	0	0	0	0	0
9/26 vs. DAL	1	1	4	3	1	0.0	0.0	0	0	0	0	1	0	0	0
10/3 @ OAK	1	1	2	2	0	0.0	0.0	0	0	0	0	1	0	0	0
10/10 vs. NYG	1	1	6	4	2	0.0	0.0	0	0	0	0	1	0	0	0
10/17 vs. KC	1	1	3	2	1	0.0	0.0	0	0	0	0	0	0	0	0
11/1 @ IND	1	1	7	5	2	0.0	0.0	0	0	0	0	0	0	0	0
11/7 vs. SD	1	1	2	2	0	0.0	0.0	0	0	0	0	0	0	1	0
11/14 @ JAX	1	1	13	13	0	0.0	0.0	0	0	0	0	1	0	0	0
11/21 @ NYJ	1	1	6	6	0	0.0	0.0	0	0	0	0	1	0	0	0
11/28 vs. TEN	1	1	4	3	1	0.0	0.0	3	12	10	0	5	0	0	0
12/2 @ PHI	1	1	4	4	0	0.0	0.0	0	0	0	0	1	0	0	0
12/13 vs. BAL	1	1	4	3	1	0.0	0.0	0	0	0	0	2	0	0	0
12/19 @ TEN	1	1	5	4	1	0.0	0.0	0	0	0	0	0	0	0	0
12/26 @ DEN	1	1	8	8	0	0.0	0.0	0	0	0	0	0	0	0	0
1/2/11 vs. JAX	1	1	5	4	1	0.0	0.0	0	0	0	0	0	0	0	0

2010 Totals 16 16 85 71 14 0.0 0.0 3 12 10 0 14 0 2 3 0

Quin's Career Statistics

Year	Team	G	GS	Tackles				Yds	Interceptions				Fumbles			
				Tot	Solo	Asst	Sk		No	Yds	Lg	TD	PD	FF	FR	Yds
2009	Hou	15	12	64	54	10	0.0	0.0	0	0	0	0	11	0	0	0
2010	Hou	16	16	85	71	14	0.0	0.0	3	12	10	0	14	0	2	3
2011	Hou	0	0	0	0	0	0.0	0.0	0	0	0	0	0	0	0	0

NFL Totals 31 28 149 125 24 0.0 0.0 3 12 10 0 25 0 2 3 0

Single Game Highs

Tackles

13 @ Jacksonville (11-14-10)
8, three times, last @ Denver (12-26-10)
7, twice, last @ Indianapolis (11-1-10)
6, three times, last @ Jacksonville (11-21-10)
5, twice, last vs. Jacksonville (1-2-11)

Interceptions

3 vs. Tennessee (11-28-10)

Passes Defensed

5 vs. Tennessee (11-28-10)
4 @ Indianapolis (11-8-09)
2; three times, last vs. Baltimore (12-13-10)

Fumble Recoveries

1, twice, last vs. San Diego (11-7-10)

Additional Statistics

Special Teams Tackles: 4 total; 2009 – 4.



4 NEIL RACKERS KICKER

Height: 6-1 | Weight: 210 | College: Illinois |
Hometown: St. Louis, Mo. | 12th NFL Season |
1st with Texans | Age as of Kickoff Weekend 2011: 35 |
Acquired: UFA-'10 (Arizona) | 2011 GP/GS: 0/0 | Career GP/GS: 164/0 |
Teams: Cincinnati, 2000-02; Arizona, 2003-09; Houston, 2010-11 |

TRANSACTIONS: Selected by the Cincinnati Bengals in the sixth round (169th overall) of the 2000 NFL Draft...released by Bengals on Sept. 1, 2003, in their final roster cut...signed by the Cardinals on Nov. 11, 2003...signed a four-year contract extension with Cardinals on Nov. 8, 2005...signed by the Houston Texans on April 7, 2010.

HONORS:

- 2006 Pro Bowl
- 2005 Associated Press first-team All-Pro
- 2004 NFC Special Teams Player of the Week (Week 14)

CAREER:

- In 12 NFL seasons, has made 232-of-292 career field goal attempts (79.5 percent) and has converted 333-of-338 career extra points attempts (98.5 percent), giving him 1,029 total career points
- Set an NFL record for most field goals made in a season in 2005, when he went 40-of-42 (95.2 percent) with the Arizona Cardinals
- Leading tackler among kickers in NFL history
- Ranks 43rd all-time in points among kickers and 46th all-time in NFL scoring
- Tied the Texans single-season scoring record with 124 points in 2010

2010 (Houston 16/0):

- Tied former Texan Kris Brown's Texans record for points scored in a season with 124
- Connected on 3-of-4 field goals, including a 35-yarder for the game winner with 3:30 remaining in overtime at Washington (9/19)
- Led the team with three special teams tackles vs. Kansas City (10/17)
- Hit a 53-yard field goal in the first half at Indianapolis (11/1)
- Bounced a 48-yard field goal attempt off the post and good through the uprights in his only field goal attempt at Philadelphia (12/2)
- Became the 14th active player with 1,000-plus career points when he converted 2-of-3 field goal attempts, from 24 and 42 yards to go along with two PATs vs. Baltimore (12/13)
- Eclipsed the 100-point mark in a season for the fifth time in his career with a 37-yard field goal in the second quarter at Tennessee (12/19)
- Kicked a career-long 57-yard field goal after already hitting from 54 and 34 yards earlier in the game at Denver (12/26)

2009 (Arizona 14/0):

- Played in 14 regular season games and both postseason contests, missing two games with a right groin injury
- Led the NFL with a 94.1 field goal percentage (16-of-17) in 2009, the second-best in franchise history behind his own mark of 95.2, set in 2005 (40-of-42 FGs)
- Selected as an alternate for the Pro Bowl
- Connected on 12 consecutive field goals, the third-longest streak in franchise history (he owns the three longest streaks in franchise history; 31 in 2005 and 15 in 2008)
- Connected on all four PATs at Jacksonville (9/20), which gave him 184 PATs in his Cardinals career to move past Neil O'Donoghue (181, 1980-85) for the second-most in franchise history behind Jim Bakken (534 PATs from 1962-78)
- Converted a pooch kick that was recovered by Greg Toler at the Seattle 23-yard line in the first quarter at Seattle (10/18)
- Connected on only field goal attempt from 30 yards and recorded two touchbacks at New York Giants (10/25), marking his sixth-straight game with at least one touchback
- Connected on his 200th career field goal vs. Seattle (11/15)
- Tied a season high by making all three field goal attempts vs. Minnesota (12/6)
- Hit on a season-long 48-yard field goal at San Francisco (12/14)
- Had a streak of 69 consecutive games played snapped when he was inactive with a right groin injury at Detroit (12/20), which marked only the second game missed of his career

- Set a postseason career high with six PATs and tied postseason career high with three touchbacks while connecting on a 23-yard field goal vs. Green Bay (1/10/10)

2008 (Arizona 16/0):

- Kicked in all 16 regular season games for the third year in a row and for the sixth time in his career, and all four postseason contests
- Connected on 3-of-4 field goals and two extra points in season opener at San Francisco (9/7), giving him 506 points for his Cardinals career and making him only the second player in team history to reach 500-plus career points (Jim Bakken, 1,380)
- Converted one of two onside kicks while only field goal attempt was blocked at the New York Jets (9/28)...marked his fifth straight converted onside kick dating back to 2006 and resulted in a Cardinals TD drive to pull within 13 points late in the third quarter...was third blocked field goal of career with the other two coming in 2002 as a rookie for Cincinnati
- Connected on all four field goal attempts including a season long of 54 yards at Seattle (11/16)...marked 19th career field goal from 50-plus yards and 16th as a Cardinal
- Connected on 3-of-4 field goals and made two extra points vs. the New York Giants (11/23)...only missed field goal was a 68-yard free kick after a fair catch with five seconds left in the first half, which snapped his consecutive field goals streak that dated back to 9/28/08 at 15...that marked the end of the second longest streak in franchise history, trailing only his 2005 mark of 31
- Set a franchise postseason records with 15 points scored, four field goals and a 49-yard field goal, the longest in Cardinals history, at Carolina (1/10/09)
- His 15 points scored were second in franchise postseason history
- Tied his franchise postseason long record with a 49-yard field goal vs. Philadelphia (1/18/09)

2007 (Arizona 16/0):

- Served as one of five team captains and recorded 110 points in 2007 to move into second place on the franchise career points list with 495
- Successful on three onside kick attempts, giving him four consecutive successful conversions dating back to 2006
- Nailed his fourth game-winning field goal as a Cardinal from 42 yards out with one second left and connected from 28 and 52 yards (16th career of 50-plus yards) in the home opener vs. Seattle (9/16)
- Recorded a successful onside kick at Baltimore (9/23), his second consecutive successful onside kick attempt.
- Converted his second consecutive successful onside kick of the season at Washington (10/21)
- Made all four extra points and recorded a touchback while connecting on a 19-yard field goal at the end of regulation to send the game into overtime vs. San Francisco (11/25)
- Converted and recovered his fourth consecutive onside kick in a row (fifth as a Cardinal) at Seattle (12/9)
- Converted all three field goal tries, including a 29-yarder with time expiring to send the game into overtime and then a 31-yarder in extra time vs. Atlanta (12/23) for the fifth game-winning kick of his career and second as a Cardinal

2006 (Arizona 16/0):

- Played in all 16 games and posted his second consecutive 100-point season, totaling 116 points with 17 touchbacks
- Made field goals of 41 and 45 yards vs. Kansas City (10/8), with his 41-yard field goal in the second quarter gave him his 500th career point
- Connected on field goals of 21 and 50 yards and converted a perfect onside kick in the final minute of the game at Minnesota (11/26)
- Turned in his best performance of the season, connecting on field goals of 25, 39, 37 and 32 yards while converting two extra points at San Francisco (12/24)



RACKERS, NEIL

2005 (Arizona 15/0):

- Set an NFL record for field goals in a season, connecting on 40-of-42 field goals, and was named to his first career Pro Bowl
- Hit 6-of-6 field goal attempts to set a single-game career-high and hit the end zone on nine kickoffs, recording touchbacks on seven vs. San Francisco (10/2)
- Connected on the game-deciding field goal, which gave the Cardinals a 13-10 lead vs. Tennessee (10/23)
- Connected on four field goals vs. Seattle (11/6), including the 12th 50-plus-yard field goal of his career and set the franchise mark for field goals over 40 yards in a season connecting with his 13th
- Set the franchise record for field goals in a season with his 31st field goal of the year at St. Louis (11/20)
- Ended his streak of consecutive field goals made at 31 when his first attempt of the day, a 43-yarder, went wide left, but connected on a 42-yarder later in the day vs. Jacksonville (11/27)
- Set the NFL record for field goals in a season, hitting nos. 39 and 40 to tie and break the record at Indianapolis (1/1/06); he tied the record with a 28-yarder in the second quarter and broke the record with a 42-yarder in the fourth quarter
- Scored 11 points for the NFC in the Pro Bowl, leading the conference to a win

2004 (Arizona 16/0):

- Set a franchise record with 23 touchbacks in 2004
- Was 5-of-8 on field goal attempts from 50-plus yards, including three vs. Seattle (10/24)
- Tied the NFL record for most 50-plus-yard field goals in a game with three vs. Seattle (10/24), connecting on attempts from 55, 55, and 50 yards out; he was named NFC Special Teams Player of the Week for his performance
- Scored all 12 Cardinals points and set a then career-high in field goals made and attempted, connecting on four-of-six attempts in the season finale vs. Tampa Bay (1/2

2003 (Arizona 7/0):

- Joined the Cardinals mid-season and handled kicking duties for final seven contests
- Made 9-of-12 field goal tries and was perfect on eight PATs, combining for 35 points
- Converted first-half field goals from 22 and 26 yards and completed a successful onside kick with two minutes remaining in the game that resulted in a game-winning touchdown and 18-17 victory in season the finale vs. Minnesota (12/28),

2002 (Cincinnati 16/0):

- Scored 75 points on 15-of-18 field goal attempts (83.3 percent) and 30-of-32 PAT attempts
- Made 12 of his final 13 field goal attempts
- Was a 13-for-13 from inside 45 yards

2001 (Cincinnati 16/0):

- Connected on 17-of-28 field goal tries and 23-of-24 PATs for 74 points
- Made eight of his last 10 field goals, including game winners in the final two contests
- The Bengals recovered both of his onside kick attempts, tied for League-best
- Made a 52-yard field goal at Jacksonville (11/11)
- Won the game with a 32-yard field goal 4:08 into overtime against Pittsburgh (12/30) after missing field goals from 32 and 28 yards and a PAT earlier in the game

2000 (Cincinnati 16/0):

- Was 12-of-21 on field goals and converted 21 PATs for 57 points as a rookie
- Converted season-long 45-yard field goal at Tennessee (12/10)
- Capped rookie season with game-winner from 27 yards out as time expired in season finale vs. Jacksonville (12/17)

COLLEGE:

- Set Illinois season scoring mark with 110 points as senior in 1999, connectin on 20-of-25 FG tries and all 35 PATs; 56.7 percent of his kickoffs were touchbacks (38-of-67)

PERSONAL:

- Full name Neil William Rackers
- Earned 11 varsity letters in baseball, soccer and football at Aquinas-Mercy (St. Louis, Mo.) High School and earned all-conference honors in all three sports
- Posted batting averages of .480 and .420 as prep junior/senior, led school to consecutive state titles in soccer

- Earned a degree in speech communications from Illinois
- Married, he and his wife Rachel have a son, Jacob and a daughter, Annabel

Rackers' 2010 Season Statistics

Date, Opp	GP	FG	FGA	Pct	Lg	Blk	XP	XPA	Pct	Blk	Pts
9/12 vs. IND	1	2	2	100.0	49	0	4	4	100.0	0	10
9/19 @ WAS	1	3	4	75.0	47	0	3	3	100.0	0	12
9/26 vs. DAL	1	2	2	100.0	30	0	1	1	100.0	0	7
10/3 @ OAK	1	1	2	50.0	35	0	4	4	100.0	0	7
10/10 vs. NYG	1	1	1	100.0	38	0	1	1	100.0	0	4
10/17 vs. KC	1	0	0	--	--	0	5	5	100.0	0	5
11/1 @ IND	1	1	1	100.0	53	0	2	2	100.0	0	5
11/7 vs. SD	1	3	3	100.0	27	0	2	2	100.0	0	11
11/14 @ JAX	1	1	1	100.0	24	0	3	3	100.0	0	6
11/21 @ NYJ	1	2	2	100.0	38	0	3	3	100.0	0	9
11/28 vs. TEN	1	2	2	100.0	35	0	2	2	100.0	0	8
12/2 @ PHI	1	1	1	100.0	48	0	3	3	100.0	0	6
12/13 vs. BAL	1	2	3	66.7	42	0	2	2	100.0	0	8
12/19 @ TEN	1	1	1	100.0	37	0	2	2	100.0	0	5
12/26 @ DEN	1	3	3	100.0	57	0	2	2	100.0	0	11
1/2/11 vs. JAX	1	2	2	100.0	33	0	4	4	100.0	0	10
2010 Totals	16	27	30	90.0	57	0	43	43	100.0	0	124

Rackers' Career Statistics

Year	Team	GP	FG	FGA	Pct	Lg	Blk	XP	XPA	Pct	Blk	Pts
2000	Cin	16	12	21	57.1	45	2	21	21	100.0	0	57
2001	Cin	16	17	28	60.7	52	0	23	24	95.8	0	74
2002	Cin	16	15	18	83.3	54	0	30	32	93.8	1	75
2003	Ari	7	9	12	75.0	49	0	8	8	100.0	0	35
2004	Ari	16	22	29	75.9	55	0	28	28	100.0	0	94
2005	Ari	15	40	42	95.2	54	0	20	20	100.0	0	140
2006	Ari	16	28	37	75.7	50	0	32	32	100.0	0	116
2007	Ari	16	21	30	70.0	52	1	47	48	97.9	1	110
2008	Ari	16	25	28	89.3	54	1	44	44	100.0	0	119
2009	Ari	14	16	17	94.1	48	0	37	38	97.4	1	85
2010	Hou	16	27	30	90.0	57	0	43	43	100.0	0	124
2011	Hou	0	0	0	--	--	0	0	0	--	0	0
NFL totals		164	232	292	79.5	57	4	333	338	98.5	50	1,029

SINGLE-GAME HIGHS

Field Goals Made

6 vs. San Francisco (10/2/05)
4, six times, last: at Seattle (11/16/08)

Field Goal Attempts

6 vs. San Francisco (10/2/05)
6 vs. Tampa Bay (1/2/05)
5 vs. Chicago (10/16/06)

Longest Field Goal

57 yards at Denver (12/26/10)

PATs Made

6 vs. St. Louis (12/30/07)
5, five times, last: vs. Kansas City (10/17/10)

PATs Attempted

6 vs. St. Louis (12/30/07)
5, five times, last: vs. Kansas City (10/17/10)

Points

19 vs. San Francisco (10/2/05)

Touchbacks

7 vs. San Francisco (10/2/05)

CAREER HIGHS

Field Goals Made

40* (with Arizona), 2005

Field Goal Attempts

42* (with Arizona), 2005

PATs Made

47 (with Arizona), 2007

PATs Attempted

48 (with Arizona), 2007

Points

140 (with Arizona), 2005

Touchbacks

23 (with Arizona), 2004



59 DeMECO RYANS INSIDE LINEBACKER

Height: 6-1 | Weight: 252 | College: Alabama |
Hometown: Bessemer, Ala. | 6th NFL Season |
6th with Texans | Age as of Kickoff Weekend 2011: 27 |
Acquired: D2, 2006 (33rd overall) | 2011 GP/GS: 0/0 |
Career GP/GS: 70/70 | Teams: Houston, 2006-2011 |

TRANSACTIONS: Selected by Houston Texans in second round (33rd overall) of 2006 NFL Draft...Signed by the Texans on July 7, 2006

HONORS:

- 2010 Pro Bowl
- 2008 Pro Bowl Starter
- 2007 second team Associated Press All-Pro
- 2006 Associated Press Defensive Rookie of the Year
- 2006 Pro Football Weekly Defensive Rookie of the Year
- 2006 Touchdown Club Rookie of the Year
- 2006 AFC Defensive Player of the Week (13)
- 2006 NFL Defensive Rookie of the Month (Dec.)

CAREER:

- Named the AP Defensive Rookie of the Year in 2006
- Led the team in tackles in his first three pro seasons and had topped 100 tackles every year before an Achilles tendon injury caused him to miss 10 games in 2010
- Has 572 tackles in his five year career and owns the franchise record with 435 career solo tackles
- Has 26 career double-digit tackle games
- Has led the team or tied for the team lead in tackles 30 times
- Has two career interceptions, 22 passes defended, five forced fumbles and eight fumble recoveries
- Led the NFL with 126 solo tackles as a rookie and led all rookies with 156 tackles

2010 (Houston 6/6):

- Named one of the defensive captains for the 2010 season
- Started six games at middle linebacker before suffering an Achilles tendon injury that forced him to miss the final 10 games
- Made 30 tackles (17 solo) and one sack on the season
- Made 10 tackles (eight solo) and had two passes defended in the season opener vs. Indianapolis (9/12)
- Had 10 tackles (five solo) vs. Dallas (9/26)
- Made 11 tackles (six solo) including his first sack of the season at Oakland (10/3)
- Led the defense with 11 tackles (eight solo) including one for a loss vs. the New York Giants (10/10)

2009 (Houston 16/16):

- Started all 16 games at middle linebacker and made 123 tackles (93 solo), one sack, one forced fumble and one fumble recovery for the season
- Tied for the team lead with eight tackles, including four solos in the season opener against the New York Jets (9/13)
- Had nine tackles including eight solo at Tennessee (9/20)
- Had five tackles (three solo), one pass defended and forced a fumble vs. Oakland (10/4) holding the Raiders to only 45 yards rushing
- Had five tackles (three solo) including one for a loss and a fumble recovery in which he returned the ball 29 yards at Arizona (10/11)
- Led the Texans in tackles for the 26th time in his career, making 12 tackles (eight solo) at Cincinnati (10/18)
- Led the Texans in tackles for the 27th time in his career, making 12 tackles (10 solo) vs. Seattle (12/13), marking the 21st time he recorded double-digit tackles in a game in his career
- Led the team in tackles for the 28th time in his career with 11 solo tackles including one for a loss at Miami (12/27)

2008 (Houston 16/16):

- Started all 16 games at linebacker and led the team with 112 tackles, including 86 solos, with two forced fumbles and three fumble recoveries
- Recorded eight solo tackles and four assists at Pittsburgh (9/7) and recovered a fumble in the second quarter and returned it for 41 yards to set up a score
- Posted 13 total tackles, including 10 solos, at Tennessee (9/21) and recovered his second fumble of the season in the first quarter and returned it six yards to set up a Kris Brown field goal; made his 300th career tackle in the second quarter
- Led the team with 11 solo tackles vs. Baltimore (11/9)
- Posted 11 tackles at Indianapolis (11/16)
- Led the team with six total tackles at Cleveland (11/23) and recovered a fumble on Cleveland's opening drive
- Led the team with nine tackles, including seven solos, and also recorded his first sack of the season when he tackled QB Aaron Rodgers for a nine-yard loss in the fourth quarter at Green Bay (12/7)
- Registered three tackles and caused his first fumble on the year when he stripped Titans TE Bo Scaife in the fourth quarter vs. Tennessee (12/14)

2007 (Houston 16/16):

- Voted a starter in the 2008 Pro Bowl at middle linebacker
- Earned AP All-Pro second team honors, was named team MVP and led the team in tackles for the second year in a row
- Finished with eight total tackles (seven solo), recorded a forced fumble on special teams and made a special teams tackle vs. Kansas City (9/9)
- Registered a team-leading 13 total tackles, 10 solos, vs. Indianapolis (9/23)
- Made six total tackles at Atlanta (9/30) and registered his first sack of the season on QB Joey Harrington for a five-yard loss
- Tied for a team-high eight total tackles (seven solo) vs. Miami (10/7); registered his 200th career tackle in the game and recorded his second career fumble recovery
- Scored the first touchdown of his career vs. Tennessee (10/21) when he downed QB Kerry Collins early in the first quarter, stripped Collins and recovered the fumble for a 26-yard touchdown; totaled 11 total tackles (nine solo) and two fumble recoveries and became first player in Texans history to recover two fumbles in a game
- Recorded his second career interception when he picked off QB Josh McCown at Oakland (11/4) in the fourth quarter
- Had a team-high 10 tackles (six solo) vs. New Orleans (11/18)
- Made 11 tackles (nine solo) at Cleveland (11/25)
- Recorded a season-high 14 total tackles and a season-high 11 solo stops at Tennessee (12/2)

2006 (Houston 16/16):

- Started all 16 games and was named 2006 Associated Press Defensive Rookie of the Year, Pro Football Weekly Defensive Rookie of the Year, 2006 Touchdown Club Rookie of the Year and led the NFL with 126 solo tackles and all rookies with 156 tackles.
- Made an immediate impact in his first NFL game, registering 13 tackles and leading all tacklers vs. Philadelphia (9/10)
- Registered his first solo sack of his career at Dallas (10/15) and led all tacklers with 10 total (eight solo)
- Registered 14 total tackles, including 13 solo tackles at New York Jets (11/26)
- Named the AFC Defensive Player of the Week after he led all tacklers with 15 total tackles (14 solo) vs. Oakland (12/3), with one sack for eight yards, an interception returned for 16 yards, three passes defended, one fumble recovery and one forced fumble; marked the first time in Texans history that a defensive player registered a sack, interception, fumble recovery and forced fumble in one game
- Led all tacklers 14 tackles, (eight solo) vs. Tennessee (12/10)

**8**

MATT SCHAUB QUARTERBACK

Height: 6-5 | Weight: 241 | College: Virginia |
Hometown: West Chester, Pa. | 8th NFL Season |
5th with Texans | Age as of Kickoff Weekend 2011: 30 |
Acquired: T-'07 (Atlanta) | 2011 GP/GS: 0/0 |
Career GP/GS: 92/56 | Teams: Atlanta, 2004-06; Houston, 2007-11 |

TRANSACTIONS: Selected by Atlanta Falcons in the third round (90th pick overall) of 2004 NFL draft...Signed by Falcons on July 28, 2004...Traded by Falcons to Houston Texans on March 22, 2007.

HONORS:

- AFC Offensive Player of the Week (Week 14, 2008; Week 2, 2009, Week 6, 2010)
- Pro Bowl Selection (2010)
- Pro Bowl MVP (2010)
- FedEx Air NFL Player of the Week (Week 2, 2010)

CAREER:

- Has started 54 games with the Texans and has thrown for 14,423 yards, 77 touchdowns and 46 interceptions in four years as a starter
- Career totals include 15,456 passing yards, 83 touchdowns and 52 interceptions with a career passer rating of 91.5
- Owns the Texans career record with 21 300-yard games, including eight in 2009 and seven in 2010
- Holds the franchise record for career passer rating, with a mark of 93.5 since joining the club
- One of 12 NFL quarterbacks with back-to-back 4,000-yard passing seasons and one of six to throw for a combined 9,000 yards in consecutive seasons
- Starting quarterback of the 2010 NFL Pro Bowl, where he earned MVP honors after completing 13-of-17 passes for 189 yards and two touchdowns in a 41-34 win for the AFC

2010 (Houston 16/16):

- Named one of the offensive captains for the 2010 season and started all 16 games for the second consecutive season; throwing for 4,369 yards, 24 touchdowns, 12 interceptions and a 92.0 passer rating for the season
- Completed 38-of-52 passes for a career high 497 yards, three touchdowns, one interception and a passer rating of 114.0 at Washington (9/19), the Texans first overtime win in franchise history
- Set a franchise record with his 60th touchdown pass as a Texan with his second touchdown pass at Oakland (10/3); completed 16-of-29 passes for 192 yards
- Named AFC Offensive Player of the Week after completing 25-of-33 passes for 305 yards and two touchdowns, including an 11-yard touchdown pass to Andre Johnson with 28 seconds remaining to clinch the win vs. Kansas City (10/17)
- Completed 22-of-32 passes for 314 yards, two touchdowns and a passer rating of 121.1 at Jacksonville (11/14)
- Completed 22-of-26 passes for 337 yards, two touchdowns and one interception at Philadelphia (12/2)
- Threw for 394 yards, breaking David Carr's franchise record of 13,391 passing yards vs. Baltimore (12/13); finished with three touchdown passes and two interceptions
- Threw for 325 yards, two touchdowns and one interception at Tennessee (12/19)
- Had his fourth consecutive 300-yard game, throwing for 310 yards, one touchdown and one interception at Denver (12/26)

2009 (Houston 16/16):

- Finished the year with an NFL-best 4,770 passing yards, becoming the first Texans quarterback to lead the league in passing; passed for the sixth-most yards
- Had 10 games with a QB rating of 90, topped 300 passing yards nine times, tying for the second-most 300-yard games in a season in NFL history
- Surpassed 10,000 passing yards as a Texan
- Named AFC Offensive Player of the Week after completing 25-of-39 passes at Tennessee (9/20) for 357 yards, a career-high four touchdown passes and a 127.8 passer rating
- Set career highs for pass attempts and completions, going 35-of-50 for 371 yards and two touchdowns at Arizona (10/11)
- Completed 28-of-40 passes for a season-high 392 yards and tied a career high with

four touchdown passes at Cincinnati (10/18)

- Set a Texans season record with his 17th touchdown pass and fifth 300-yard game passing when he completed 32-of-43 passes for 311 yards and one touchdown at Indianapolis (11/8); threw his 50th career touchdown pass to FB Vonta Leach for a seven-yard score in the first quarter
- Completed 29-of-39 passes for 365 yards, two touchdowns and one interception vs. Seattle (12/13) for a passer rating of 109.5; his 336 yards at halftime were the third-most in the NFL since 1991
- Threw for 367 yards and one touchdown at St. Louis (12/20) for his NFL-leading fifth game of at least 350 passing yards
- Completed 24-of-39 passes for 303 yards with two touchdowns and one interception, giving him a passer rating of 92.1 vs. New England (1/3/10) and led the Texans back from a 27-13 fourth quarter deficit to give the Texans the first winning season in franchise history.

2008 (Houston 11/11):

- Started 11 games for the second consecutive year, going 6-5 in those starts.
- Threw for a career-high 3,043 yards and 15 touchdowns on 251-of-380 attempts while rushing for two touchdowns
- Missed one game due to illness and four because of a knee injury suffered against Minnesota
- Set franchise records for quarterback rating (92.7) and 300-yard passing games (four)
- Had the fourth-best completion percentage in the NFL (66.1), was second in yards per pass attempt (8.01), fourth in passing yards per game (276.6) and his 92.7 passer rating was good for eighth in the League
- Threw for 202 yards on 25-of-33 passing with one touchdown and two interceptions at Pittsburgh (9/7); also rushed for a touchdown late in the fourth quarter, the first of his career
- Completed 29-of-40 passes for 307 yards and three touchdowns at Jacksonville (9/28)
- Completed 22-of-42 passes for 379 yards and one touchdown vs. Miami (10/12) and ran the ball four times for 15 yards, including the game-winning three-yard touchdown run with :07 left on the clock; his touchdown run capped the second game-winning drive of his career, rallying the Texans from a 28-23 deficit to a 29-28 win
- Connected on 24-of-28 passes for 280 yards and three touchdowns vs. Cincinnati (10/26) and set franchise records with a 144.0 passer rating and 85.7 completion percentage.
- Named the AFC Offensive Player of the Week after throwing for a career-high and franchise-record 414 yards on 28-of-42 passing and leading the third game-winning drive of his career and second of the season at Green Bay (12/7); guided the Texans 75 yards in nine plays to set up K Kris Brown's game-winning 40-yard field goal
- Completed 27-of-36 pass attempts for 328 yards and two touchdowns vs. Chicago (12/28)

2007 (Houston 11/11):

- Started 11 games in his first season as a regular starter and finished 192-of-289 for 2,241 yards and nine touchdown passes and nine interceptions and a quarterback rating of 87.3
- Missed portions of the season with a shoulder injury and concussion
- Started his first game as a Texan vs. Kansas City (9/9) and finished 16-of-22 for 225 yards and a touchdown with a rating of 101.5; connected with WR Andre Johnson midway through the second quarter for a 77-yard touchdown, the longest touchdown toss of his career
- Started at Carolina (9/16) and finished 20-of-28 for 227 yards and two touchdowns with a season-best rating of 119.2
- Completed his last 14 pass attempts to finish 27-of-33 for 236 yards and a touchdown vs. Indianapolis (9/23); the completion streak was the second-longest in team history
- Returned to Atlanta (9/30) against his former team and completed 28-of-40 passes for a career-high 317 yards and one touchdown pass and a 101.8 QB rating
- Started vs. Miami (10/7) and was 20-of-34 for 294 yards; led the Texans on his first-

MATT SCHaub



ever game-winning drive, starting at the Texans' 3-yard line and marching the team 59 yards on eight plays to set up K Kris Bown's 57-yard game-winning field goal

- Finished 21-of-33 for 293 yards and two touchdowns vs. New Orleans (11/11) and a passer rating of 112.3, his second-highest of the season
- Finished 22-of-36 for 256 yards and two touchdowns at Cleveland (11/25) and recorded his third multi-touchdown game of the season

2006 (Atlanta 16/0):

- Played in all 16 games for the second consecutive season as the primary backup to starting QB Michael Vick
- Threw for 208 yards on 18-of-27 passing with one touchdown and two interceptions on the year
- Saw his most extensive action of the year in the season finale at Philadelphia (12/31), completing 15-of-21 passes for 175 yards with one touchdown and one interception

2005 (Atlanta 16/1):

- Played in every game with one start, completing 33-of-64 passes for 495 yards with four touchdowns and no interceptions on the season
- Rushed nine times for 76 yards (8.4 avg.)
- Made second career start vs. New England (10/9) and completed 18-of-34 passes for 298 yards with three touchdowns and a 112.1 passer rating; led fourth quarter comeback from 15-point deficit to tie the game at 28 with four minutes remaining
- Played in the second half vs. Carolina (1/1/06) and completed 9-of-13 passes for 110 yards with one touchdown

2004 (Atlanta 6/1):

- Saw action in six games with one start as a rookie and served as a backup to QB Michael Vick the remaining 10 games
- Completed 33-of-70 passes for 330 yards with one touchdown and four interceptions
- Made his first NFL start and completed 17-of-41 passes for 188 yards with two interceptions at New Orleans (11/28) and rushed four times for 21 yards
- Filled in as a sub in the second quarter and completed 14-of-22 passes for 132 yards with one touchdown and one interception at Seattle (1/2/05)

COLLEGE:

- Holds Virginia school career records for pass completions (716), attempts (1,069), passing yards (7,502), total offense yards (7,560), touchdown passes (56), 300-yard passing games (eight) and 200-yard passing games (20)
- Completed 66.9 percent of his passes during his career, the second-best mark in NCAA Division 1-A history, topped only by Tim Couch of Kentucky (67.15 percent, 1996-98)
- 2003 Heisman Trophy candidate after being named the 2002 Atlantic Coast Conference Player of the Year
- Completed 281-of-403 passes for 2,952 yards, 18 touchdowns and 10 interceptions as a senior, earning All-ACC first-team honors after being name ACC Player of the Year and Offensive Player of the Year as a junior

PERSONAL:

- Lettered in football, baseball and basketball at East High School in his hometown of West Chester, Pa
- Completed 277-of-544 passes for 3,990 yards and 35 touchdowns during his career as he set school records for pass attempts, completions, yards per game and total yards for the Vikings
- Participated in the Atlanta Falcons Coaches Academy in addition to various charity golf tournaments and community outreach programs in 2004
- Born Matthew Rutledge Schaub in West Chester, Pa
- Married to Laurie and has one daughter, Madison

Schaub's 2010 Season Statistics

Date, Opp	GP	GS	Att	Cmp	Pct	Yds	Yd/Att	TD	Int	Lg	Sk	Lst	Rate
9/12 vs. IND	1	1	17	9	52.9	107	6.3	1	1	23	2	9	67.5
9/19 @ WAS	1	1	52	38	73.1	497	9.6	3	1	50	5	29	114.0
9/26 vs. DAL	1	1	32	23	71.9	241	7.5	1	2	26	4	25	77.7
10/3 @ OAK	1	1	29	16	55.2	192	6.6	2	0	31	0	0	98.6
10/10 vs. NYG	1	1	34	16	47.1	196	5.8	0	1	48	3	25	53.1
10/17 vs. KC	1	1	33	25	75.8	305	9.2	2	0	44	2	16	123.9
11/1 @ IND	1	1	38	22	57.9	201	5.3	1	1	28	3	18	70.2
11/7 vs. SD	1	1	32	21	65.6	267	8.3	0	1	33	2	15	78.4
11/14 @ JAX	1	1	32	22	68.8	314	9.8	2	0	60	0	0	121.1
11/21 @ NYJ	1	1	33	19	57.6	254	7.7	1	0	43	1	8	92.2
11/28 vs. TEN	1	1	35	25	71.4	178	5.1	2	0	21	2	20	101.8
12/2 @ PHI	1	1	36	22	61.1	337	9.4	2	1	42	2	14	99.0
12/13 vs. BAL	1	1	62	31	50.0	393	6.3	3	2	46	2	15	72.8
12/19 @ TEN	1	1	54	35	64.8	325	6.0	2	1	23	4	32	85.8
12/26 @ DEN	1	1	33	23	69.7	310	9.4	1	1	47	0	0	96.8
1/2/11 vs. JAX	1	1	22	18	81.8	253	11.5	1	0	41	0	0	129.7
2010 Totals	16	16	574	365	63.6	4,370	7.6	24	12	60	32	226	92.0

Schaub's Career Statistics

Year	Team	GP	GS	Att	Cmp	Pct	Yds	Yd/Att	TD	Int	Lg	Sk	Lst	Rate
2004	Atl	6	1	70	33	47.1	330	4.7	1	4	59	4	14	42.0
2005	Atl	16	1	64	33	51.6	495	7.7	4	0	53	6	27	98.1
2006	Atl	16	0	27	18	66.7	208	7.7	1	2	47	2	8	71.2
2007	Hou	11	11	289	192	66.4	2,241	7.8	9	9	77t	16	126	87.2
2008	Hou	11	11	380	251	66.1	3,043	8.0	15	10	65	23	149	92.7
2009	Hou	16	16	583	396	67.9	4,770	8.2	29	15	72t	25	149	98.6
2010	Hou	16	16	574	365	63.6	4,370	7.6	24	12	60	32	226	92.0
NFL totals		92	56	1,987	1,288	64.8	15,457	7.8	83	52	65	108	699	190.6

SINGLE-GAME HIGHS

Passing Yards

497 at Washington (OT) (38 comp., 9-19-10)
 414 at Green Bay (28 comp., 12-7-08)
 393 vs Baltimore (OT) (31 comp., 12-13-10)
 392 at Cincinnati (28 comp., 10-18-09)
 379 vs. Miami (22 comp., 10-12-08)

Passing Attempts

62 vs Baltimore (OT) (12-13-10)
 54 at Tennessee (12-19-10)
 52 at Washington (OT) (9-19-10)
 50 at Arizona (10-11-09)
 43 at Indianapolis (11-8-09)

Completions

38 at Washington (OT) (9-19-10)
 35 at Tennessee (12-19-10)
 35 at Arizona (10-11-09)
 32 at Indianapolis (11-8-09)

Touchdown Passes

4 at Cincinnati (10-18-09)
 4 at Tennessee (9-20-09)
 3; six times, last vs. Baltimore (OT) (12-13-0)

Passer Rating

144.0 vs. Cincinnati (10-26-08)
 129.7 vs. Jacksonville (1-2-11)
 127.8 at Tennessee (9-20-09)
 124.2 at Cincinnati (10-18-09)

Longest Pass

77t vs. Kansas City (9-9-07)
 73t vs. New Orleans (11-18-07)
 72t at Tennessee (9-20-09)

Longest Touchdown Pass

77t vs. Kansas City (9-9-07) A. Johnson
 73t vs. New Orleans (11-18-07) A. Johnson
 72t at Tennessee (9-20-09) A. Johnson

Interceptions

3 at Tennessee (9-21-08)
 2, 12 times, most recent vs Baltimore (OT) (12-13-10)

Rushing Yards

56 vs. Minnesota (4 rushes, 10-2-05)
 24 at Jacksonville (5 rushes, 9-28-08)
 21 at Indianapolis (3 rushes, 11-8-09)
 8 at Buffalo (7 yards, 11-1-09)

Long Rush

23 vs. Minnesota (12-2-05)
 19 at Indianapolis (11-8-09)
 19 at Philadelphia (12-31-06)
 12 at Atlanta (9-30-07)

Rushing Touchdowns

1 vs. Miami (10-12-08)
 1 vs. Pittsburgh (9-7-08)

MATT SCHAUB



CAREER HIGHS

Passing Yards

4,770, 2009

4,370, 2010

Passing Attempts

583, 2009

574, 2010

Completions

396, 2009

365, 2010

Touchdown Passes

29, 2009

24, 2010

Passer Rating

98.6, 2009

92.7, 2008

92.0, 2010

Interceptions (Highs)

15, 2009

12, 2010

10, 2008

Rushing Yards

76, 2005 (with Atlanta)

68, 2008

57, 2009

Rushing Touchdowns

2, 2008



51 DARRYL SHARPTON

INSIDE LINEBACKER

Height: 5-11 | Weight: 244 | College: Miami (Fla.) |
Hometown: Coral Gables, Fla. | 2nd NFL Season |
2nd with Texans | Age as of Kickoff Weekend 2011: 23 |
Acquired: D4a-'10 (102nd overall) | 2011 GP/GS: 0/0 |
Career GP/GS: 12/6 | Teams: Houston, 2010-11 |

TRANSACTIONS: Selected by the Houston Texans in the fourth round (102nd overall) of the 2010 NFL Draft...Signed by Texans on June 11, 2010.

2010 (Houston 12/6):

- Saw action in 12 games with six starts; five at weakside linebacker and one at middle linebacker
- Made 21 tackles (13 solo) in his rookie campaign along with one sack
- Saw action on special teams where he led the squad with two tackles vs. San Diego (11/7)
- Made his first start of his professional career at weakside linebacker and made five tackles (three solo) including two for a loss and two special teams tackles at New York Jets (11/21)
- Recorded six tackles (three solo) including the first sack of his NFL career vs. Baltimore (12/13)
- Started his fifth straight game at weakside linebacker and made five tackles (three solo) at Tennessee (12/19)
- Notched his first start at middle linebacker and made five tackles (four solo) at Denver (12/26)
- Placed on injured reserve (12/29) after injuring his shoulder at Denver (12/26)

COLLEGE:

- Started 30-of-52 games at Miami, including 18 at middle linebacker, nine at strongside linebacker and three at weakside linebacker
- Recorded 255 tackles (154 solo) that included 2.5 sacks for minus-24 yards and 27 stops for losses totaling 75 yards
- Caused and recovered a fumble, deflected nine passes, fielded six short kickoffs for 40 yards and had a 73-yard interception return for a touchdown
- Started 12-of-13 games as a senior and led the team with a career-high 106 tackles (65 solo) as well as a forced fumble, three passes defended and an interception which he returned for a 73-yard touchdown
- Started nine games as a junior and finished fourth on the team with 58 tackles (33 solo) that included 1.5 sacks for minus-14 yards and six stops for losses of 24 yards; recovered a fumble and broke up two passes
- Played in 11 games as a sophomore and ranked sixth on the team with 46 tackles (30 solo), adding one stop for a 12-yard loss
- Named third-team Freshman All-American by The Sporting News and College Football News in 2006 and was selected to The Sporting News ACC All-Freshman team
- Received a medical hardship waiver in 2005
- Graduated with a degree in finance

PERSONAL:

- Played both offense and defense throughout his career at Coral Gables (Fla.) High School, and also returned kickoffs and blocked punts
- As a senior in 2004, he finished with 96 tackles (three for loss), two interceptions and four blocked punts
- Selected to play in the Cali/Florida Bowl, but declined the invitation
- As a junior, recorded 110 tackles and one interception for a touchdown
- Ranked as the nation's 28th best outside linebacker prospect by Rivals.com and was chosen All-Dade County while ranking as the 10th-best prospect in Dade County by the Miami Herald
- Was in his school's International Baccalaureate Program
- Presently enrolled in post-graduate school

Sharpton's 2010 Season Statistics

Date, Opp	G	GS	Tackles					Interceptions					Fumbles			
			Tot	Solo	Asst	Sk	Yds	No	Yds	Lg	TD	PD	FF	FR	Yds	TD
9/12 vs. IND	1	0	0	0	0	0.0	0.0	0	0	0	0	0	0	0	0	0
9/19 @ WAS	1	0	0	0	0	0.0	0.0	0	0	0	0	0	0	0	0	0
9/26 vs. DAL	1	0	0	0	0	0.0	0.0	0	0	0	0	0	0	0	0	0
10/3 @ OAK								INACTIVE								
10/10 vs. NYG	1	0	0	0	0	0.0	0.0	0	0	0	0	0	0	0	0	0
10/17 vs. KC								INACTIVE								
11/1 @ IND								INACTIVE								
11/7 vs. SD	1	0	0	0	0	0.0	0.0	0	0	0	0	0	0	0	0	0
11/14 @ JAX	1	0	0	0	0	0.0	0.0	0	0	0	0	0	0	0	0	0
11/21 @ NYJ	1	1	5	3	2	0.0	0.0	0	0	0	0	0	0	0	0	0
11/28 vs. TEN	1	1	0	0	0	0.0	0.0	0	0	0	0	0	0	0	0	0
12/2 @ PHI	1	1	0	0	0	0.0	0.0	0	0	0	0	0	0	0	0	0
12/13 vs. BAL	1	1	6	3	3	1.0	9.0	0	0	0	0	0	0	0	0	0
12/19 @ TEN	1	1	5	3	2	0.0	0.0	0	0	0	0	0	0	0	0	0
12/26 @ DEN	1	1	5	4	1	0.0	0.0	0	0	0	0	0	0	0	0	0
1/2/11 vs. JAX								INJURED RESERVE								
2010 Totals	12	6	21	13	8	1.0	9.0	0	0	0	0	0	0	0	0	0

Sharpton's Career Statistics

Year	Team	G	GS	Tackles					Interceptions					Fumbles			
				Tot	Solo	Asst	Sk	Yds	No	Yds	Lg	TD	PD	FF	FR	Yds	TD
2010	Hou	12	6	21	13	8	1.0	9.0	0	0	0	0	0	0	0	0	0
2011	Hou	0	0	0	0	0	0.0	0.0	0	0	0	0	0	0	0	0	0
NFL Totals		12	6	21	13	8	1.0	9.0	0	0	0	0	0	0	0	0	0

SINGLE-GAME HIGHS

Tackles

6 vs. Baltimore (12/13/10)
5 at Denver (12/26/10)
5 at Tennessee (12/19/10)
5 at New York Jets (11/21/10)

Solo Tackles

4 at Denver (12/26/10)
3 vs. Baltimore (12/13/10)
3 at Tennessee (12/19/10)
3 at New York Jets (11/21/10)

Sacks

1.0 vs. Baltimore (12/13/10), J. Flacco



20 STEVE SLATON RUNNING BACK

Height: 5/9 | Weight: 206 | College: West Virginia |
Hometown: Levittown, Pa. | 4th NFL Season |
4th with Texans | Age as of Kickoff Weekend 2011: 25 |
Acquired: D3b/08 (89th overall) | 2011 GP/GS: 0/0 |
Career GP/GS: 39/26 | Teams: Houston, 2008-11 |

TRANSACTIONS: Selected by Houston Texans in third round (89th pick overall) of 2008 NFL Draft...Signed by Texans on July 22, 2008...Placed on reserve/injured list on Dec. 9, 2009.

HONORS:

- AFC Offensive Player of the Week (Week13, 2008)
- AFC Offensive Rookie of the Month (December, 2008)
- Houston Texans Rookie of the Year (2008)

CAREER:

- Has rushed for 1,812 yards and 12 touchdowns in his career and has caught 97 passes for 805 yards and five touchdowns
- Set the franchise single/season rookie rushing record with 1,282 yards, which also led all rookie running backs in 2008
- Has five career 100/yard games

2010 (Houston 12/1):

- Saw action in 12 games with one start, rushing for 93 yards on 19 attempts and catching three passes for 11 yards on the season
- Led the Texans with 39 kickoff returns for 767 yards (19.7 average)
- Served as kick returner for the Texans averaging 19.7 yards per return
- Had the longest kick return of his career, taking a first quarter kickoff back 50 yards at Tennessee (12/19)

2009 (Houston 11/10):

- Led the team in rushing for the second straight year
- Finished the season with 437 rushing yards on 131 carries and scored three touchdowns before being placed on injured reserve with a right shoulder injury
- Also caught 44 passes for 417 yards and caught a career/high four touchdown passes
- Had 65 yards rushing and 24 yards receiving and tied the team record with two touchdowns vs. Oakland (10/24), scoring on a 32/yard run and an 18/yard reception
- Had six receptions for a career/high 102 yards and a touchdown at Cincinnati (10/18), his first 100/yard receiving performance of his career; also had 19 carries for 43 yards
- Scored two touchdowns (one rushing, one receiving) while rushing for 67 yards on 18 carries and four receptions for 22 yards vs. San Francisco (10/25)
- Caught five passes for 42 yards and a touchdown as well as five attempts rushing for 21 yards vs. Tennessee (11/23)

2008 (Houston 16/15):

- Led all rookie running backs with a then/franchise/record 1,282 yards and led the AFC with 1,659 total yards from scrimmage and scored nine rushing touchdowns
- Caught 50 passes for 371 yards and one touchdown
- Made first career start at Tennessee (9/21) and had 18 carries for 116 yards and one touchdown, posting the first 100/yard game of his career
- Ran for a Texans rookie/record 156 yards on 14 carries at Indianapolis (11/16), including a career/long 71/yard touchdown run, and set a Texans single/game record with an 11.1 average yards per carry
- Ran for 130 yards and two touchdowns on 21 carries and caught two passes for 52 yards on Monday Night Football vs. Jacksonville (12/1)
- Rushed for 120 yards on 26 carries and caught three passes for 40 yards at Green Bay (12/7)
- Gained 100 yards on 24 carries vs. Tennessee (12/14) and became the first Texans running back to have three consecutive 100/yard rushing games in a season
- Ran for 66 yards on 18 carries at Oakland (12/21) to surpass the previous franchise single/season rushing record of 1,188 yards during the game

COLLEGE:

- Rushed for 3,923 yards during his career at West Virginia, ranking third on the school's all-time record list and third in Big East history, and set the WVU career

record for rushing touchdowns with 50

- Second/team All/Big East choice as a junior in 2007 when he rushed for 1,051 yards and 17 touchdowns on 211 carries
- First/team All/American selection as a sophomore in 2006 by the American Football Coaches Association, Football Writers Association, Walter Camp, The Sporting News and Associated Press and added second/team honors from The NFL Draft Report and Rivals.com
- Finished fourth in the voting for the Heisman Trophy, was a Doak Walker Award finalist and Maxwell Award semi-finalist, was selected by the Philadelphia Sports Writers as the Amateur Athlete of the Year and was named the team's Most Valuable Player
- All/Big East Conference first/team pick in 2006
- Second/team All/Big East Conference selection, named Big East Rookie of the Year and freshman All/American first/team choice in 2005 by Rivals.com and a second/team pick by The Sporting News
- Ran for a Sugar Bowl/record 204 yards vs. Georgia in the 2006 game, the second/highest total by a player in a BCS bowl game
- Athletic coaching education major

PERSONAL:

- Attended Conwell/Egan (Levittown, Pa.) Catholic High School, where he earned all-conference honors in each of his four seasons on the gridiron
- Named the Most Valuable Player of the Philadelphia Catholic League and was chosen All/Area by most of the local news services, in addition to adding all/state accolades as a junior and senior
- Rushed for more than 6,000 yards and 73 touchdowns, setting five school records in his career
- Also excelled on the school's track team

Slaton's 2010 Season Statistics

Date, Opp	GP	GS	Rush	Yds	Avg	Lg	TD	Rec	Yds	Avg	Lg	TD
9/12 vs. IND	1	0	6	29	4.8	13	0	0	0	//	0	0
9/19 at WAS	1	0	3	14	4.7	7	0	0	0	//	0	0
9/26 vs. DAL	1	0	3	14	4.7	16	0	1	3	3.0	3	0
10/3 at OAK	1	1	5	37	7.4	23	0	2	8	4.0	12	0
10/10 vs. NYG	1	0	2	//	0.5	2	0	0	0	//	0	0
10/17 vs. KC	1	0	0	0	//	0	0	0	0	//	0	0
11/1 at IND												
11/7 vs. SD												
11/14 at JAX												
11/21 at NYJ												
11/28 vs. TEN	1	0	0	0	//	0	0	0	0	//	0	0
12/2 at PHI	1	0	0	0	//	0	0	0	0	//	0	0
12/13 vs. BAL	1	0	0	0	//	0	0	0	0	//	0	0
12/19 at TEN	1	0	0	0	//	0	0	0	0	//	0	0
12/26 at DEN	1	0	0	0	//	0	0	0	0	//	0	0
1/2/11 vs. JAX	1	0	0	0	//	0	0	0	0	//	0	0
2010 Totals	12	1	19	93	4.9	23	0	3	11	3.7	12	0

Slaton's Career Statistics

Year	Team	G	GS	Rush	Yds	Avg	Lg	TD	Rec	Yds	Avg	Lg	TD
2008	Hou	16	15	268	1,282	4.8	71	9	50	377	7.5	46	1
2009	Hou	11	10	131	437	3.3	32	3	44	417	9.5	38	4
2010	Hou	12	1	19	93	4.9	23	0	3	11	3.7	0	0
2011	Hou	0	0	0	0	//	0	0	0	0	//	0	0
NFL totals		39	26	418	1,812	4.3	71	12	97	805	6.9	46	5

STEVE SLATON



Slaton's 2010 Season Statistics

Date, Opp	Kickoff Returns					Punt Returns					
	No	Yds	Avg	Lg	TD	No	FC	Yds	Avg	Lg	TD
9/12 vs. IND	1	33	33.0	33	0	0	0.0	0	--	0	0
9/19 @ WAS	6	88	14.7	25	0	0	0.0	0	--	0	0
9/26 vs. DAL	5	122	24.4	32	0	0	0.0	0	--	0	0
10/3 @ OAK	0	0	--	0	0	0	0.0	0	--	0	0
10/10 vs. NYG	6	109	18.2	25	0	0	0	0	--	0	0
10/17 vs. KC	2	38	19.0	24	0	0	0.0	0	--	0	0
11/1 @ IND	DID NOT PLAY										
11/7 vs. SD	DID NOT PLAY										
11/14 @ JAX	DID NOT PLAY										
11/21 @ NYJ	DID NOT PLAY										
11/28 vs. TEN	1	22	22.0	22	0	0	0.0	0	--	0	0
12/2 @ PHI	6	101	16.8	21	0	0	0.0	0	--	0	0
12/13 vs. BAL	1	16	16.0	16	0	0	0.0	0	--	0	0
12/19 @ TEN	4	88	22.0	50	0	0	0.0	0	--	0	0
12/26 @ DEN	3	65	21.7	22	0	0	0.0	0	--	0	0
1/2/11 vs. JAX	4	85	21.3	26	0	0	0.0	0	--	0	0
2010 Totals	39	767	19.7	50	0	0	0.0	0	0.0	0	0

Slaton's Career Statistics

Year	Team	Kickoff Returns					Punt Returns					
		No	Yds	Avg	Lg	TD	No	FC	Yds	Avg	Lg	TD
2010	Hou	39	767	19.7	50	0	0	0	0	--	0	0
2011	Hou	0	0	--	0	0	0	0	0	--	0	0
NFL Totals		39	767	19.7	50	0	0	0	0	0.0	0	0

SINGLE-GAME HIGHS

Rushes

26 at Green Bay (120 yards, 12/7/08)
 24 vs. Tennessee (100 yards, 12/14/08)
 21, three times, last:
 21 vs. Oakland (65 yards, 10/4/09)

Rushing Yards

156 at Indianapolis (14 rushes, 11/16/08)
 130 vs. Jacksonville (21 rushes, 12/1/08)
 120 at Green Bay (26 rushes, 12/7/08)

Rushing Average

11.0 at Indianapolis (14 for 156, 11/16/08)
 6.4 at Tennessee (18 for 116, 9/21/08)
 6.2 vs. Jacksonville (26 for 120, 12/1/08)

Rushing Long

71t at Indianapolis (11/16/08)
 50 at Tennessee (9/21/08)
 47 vs. Chicago (12/28/08)

Rushing Touchdowns

2 vs. Indianapolis (10/5/08)
 2 vs. Jacksonville (12/1/08)
 1, eight times, most recent:
 1 at Indianapolis (11/8/09)

Receptions

8 at Jacksonville (83 yards, 9/28/08)
 8 at Minnesota (56 yards, 11/2/08)
 6 at Cincinnati (102 yards, 10/18/09)
 5 vs. Chicago (36 yards, 12/28/08)

Receiving Yards

102 at Cincinnati (6 receptions, 10/18/09)
 83 at Jacksonville (8 receptions, 9/28/08)
 56 at Minnesota (8 receptions, 11/2/08)
 52 vs. Jacksonville (2 receptions, 12/1/08)

Receiving Long

46 vs. Jacksonville (12/1/08)
 28 at Cincinnati (10/18/09)
 30t at Jacksonville (9/28/08)
 22 at Minnesota (11/2/08)

Receiving Touchdowns

1, four times, last:
 1 vs. San Francisco (10/25/09)

Kickoff Returns

6 at Philadelphia (12/2/10)
 6 vs. New York Giants (10/10/10)
 6 at Washington (9/19/10)

Kickoff Return Yards

122 vs. Dallas (9/26/10)
 109 vs. New York Giants (10/10/10)
 101 at Philadelphia (12/2/10)

Kickoff Return Long

50 at Tennessee (12/19/10)

CAREER HIGHS

Rushes

268, 2008

Rushing Yards

1,282, 2008

Rushing Average

4.8, 2008

Rushing Touchdowns

9, 2008

Receptions

50, 2008

Receiving Yards

417, 2009

Receiving Touchdowns

4, 2009

Kickoff Returns

39, 2010

Kickoff Return Yards

767, 2010

Kickoff Return Average

19.1, 2010

ADDITIONAL STATISTICS

100-yard rushing games

5 total: 2008 – 5.

Fumbles/Lost

9/6 total: 2008, 3/2; 2009, 6/4.



94 ANTONIO SMITH DEFENSIVE END

Height: 6/4 | Weight: 282 | College: Oklahoma State |
Hometown: Oklahoma City, Okla. | 8th NFL Season |
3rd with Texans | Age as of Kickoff Weekend 2011: 29 |
Acquired: UFA/09 (Arizona) | 2011 GP/GS: 0/0 |
Career GP/GS: 93/70 | Teams: Arizona, 2004-08; Houston, 2009-11 |

TRANSACTIONS: Selected by the Arizona Cardinals in the fifth round (135th overall) of the 2004 NFL Draft...Signed by Cardinals on July 27, 2004...Released by Cardinals on Sept. 5, 2004...Re-signed by Cardinals to practice squad on Sept. 6, 2004...Signed by Cardinals to active roster on Dec. 15, 2004...Assigned by Cardinals to Hamburg Sea Devils in 2005 NFL Europe enhancement allocation program on Feb. 14, 2005...Released by Cardinals on Sept. 4, 2005...Re-signed by Cardinals to practice squad on Sept. 8, 2005...Signed by Cardinals to active roster on Oct. 6, 2005...Re-signed with Cardinals on April 5, 2007...Re-signed with Cardinals on April 3, 2008...Signed by the Houston Texans on March 1, 2009.

CAREER:

- Joined the Texans as an unrestricted free agent prior to the 2009 season
- Started 31-of-32 games in his two seasons in Houston and registered 72 tackles, 8.5 sacks, three forced fumbles and two fumble recoveries
- Played in 61 games with 39 starts over five seasons with the Arizona Cardinals
- Spent the spring of 2005 with the Hamburg Sea Devils of NFL Europe, starting 9-of-10 games and finished with six sacks, 28 tackles and a forced fumble while earning all-NFL Europe honors
- Worked his way up from the Cardinals practice squad to become a regular starter, eventually starting all three playoff games for the Cardinals in their run to Super Bowl XLII

2010 (Houston 16/16):

- Named one of the defensive captains for the 2010 season
- Started all 16 games while registering 38 tackles (23 solo) and four sacks
- Assisted on a sack and had three hits on the quarterback and a pass defended vs. Indianapolis (9/12)
- Made four solo tackles, two sacks and forced a fumble at Oakland (10/3)
- Recorded three tackles (two solo) and had a pass defended vs. Kansas City (10/17)
- Had four solo tackles and assisted on a sack with Mario Williams vs. San Diego (11/7)
- Registered four tackles (two solo) and had a hit on the quarterback at the New York Jets (11/21)
- Notched two tackles (one solo) and two hits on the quarterback vs. Tennessee (11/28)
- Made his fourth sack of the season as part of a three-tackle day including two for a loss at Tennessee (12/19)
- Assisted on three tackles and had four hits on the quarterback in the season finale vs. Jacksonville (1/2)

2009 (Houston 16/15):

- Saw action in all 16 games in his first season with the Texans, including 15 starts
- Made 34 tackles including 4.5 sacks, two forced fumbles and two fumble recoveries
- Made his Texans debut, starting at defensive end and recording three solo tackles and a forced fumble vs. the New York Jets (9/13)
- Made two solo tackles, including one for a loss vs. Oakland (10/4) as well as recording two hits on the quarterback and recovering a fumble
- Assisted on one tackle and recovered a fumble at Cincinnati (10/18)
- Made his first sack as a Texan as part of a day that included two tackles (two solo), three quarterback hits and one tackle for a loss at Buffalo (11/1)
- Had two solo tackles and one sack for a loss of six yards to go along with a forced fumble at Indianapolis (11/8)
- Made three solo tackles, including one for a loss and a quarterback hit vs. Tennessee (11/23)
- Teamed with DE Connor Barwin on a 10-yard sack of Jaguars QB David Garrard at Jacksonville (12/6), finishing with two total tackles and two quarterback hits
- Made four tackles (three solo) at St. Louis (12/20) including a sack of Rams QB Keith Null for a loss of eight yards
- Had two tackles (one solo), three hits on the quarterback and combined with DT Jeff Zgonina for a sack on QB Chad Henne for a loss of eight yards at Miami (12/27)

2008 (Arizona 16/10):

- Started 10 regular-season games and three playoff games for the NFC Champion Cardinals, including Super Bowl XLII
- Finished with 41 total tackles (31 solo), 3.5 sacks, two forced fumbles and three fumble recoveries
- Recorded three solo tackles and his first sack of the season for an eight-yard loss at Seattle (11/16)
- Recorded four solo tackles, including two solos, and a half-sack at Philadelphia (11/27)
- Started and recorded a season-high five solo tackles and one sack vs. Minnesota (12/14)
- Made three solo tackles and a sack in playoff-clinching win vs. Seattle (12/28)
- Had three solo tackles and a sack in NFC Wild Card Playoff victory over Atlanta (1/3/09)
- Started and recorded two solo tackles and a sack in NFC Divisional Playoff victory at Carolina (1/10/09)
- Started and recorded one solo tackle in NFC Championship Game victory over Philadelphia (1/18/09)
- Started and notched two tackles, including one solo, in Super Bowl XLII vs. Pittsburgh (2/1/09)

2007 (Arizona 16/13):

- Started 13-of-16 games played and registered a career-high 60 tackles and 5.5 sacks while finishing tied for third in the NFL in defensive fumble recoveries with three
- Recovered a second/quarter fumble at 49ers 36-yard line to set up touchdown in the season opener at San Francisco (9/10)
- Led team with one sack and one quarterback hit in the home opener vs. Seattle (9/16)
- Tied season highs with seven total tackles and five unassisted tackles as well as recorded one sack and one tackle for loss vs. Pittsburgh (9/30)
- Recorded one quarterback hit and one sack vs. Carolina (10/14) to set a single-season career high with 3.5 sacks in six games
- Totaled one forced fumble, two quarterback hits and recovered a fumble and advanced it to the Arizona 49 yard-line in the third quarter that led to a touchdown vs. Detroit (11/11)
- Recovered first-quarter fumble as well as one quarterback pressure and one quarterback hit vs. Cleveland (12/2)

2006 (Arizona 16/8):

- Appeared in all 16 games for the first time in his career, starting eight, while also recording 29 tackles
- Recorded one tackle and recovered his first career fumble late in the fourth quarter vs. St. Louis (9/24)
- Had four tackles while registering his first sack of the season when he corralled Michael Vick in the second quarter at Atlanta (10/1)
- Earned his first start of the season at defensive tackle, collected two tackles and two QB pressures vs. Chicago (10/16)
- Collected three tackles, a half sack and a quarterback pressure at St. Louis (12/3)
- Had four tackles, one sack and a QB pressure vs. Seattle (12/10)
- Collected five tackles, two tackles for a loss and a fumble recovery which he picked up and ran back four yards for a touchdown vs. Denver (12/17)

2005 (Arizona 11/8):

- Recorded his first career start at Detroit (11/13) and recorded three tackles including one for a loss
- Recorded two tackles and forced a fumble vs. Jacksonville (11/27)
- Recorded his first two career sacks at Houston (12/18) bringing down QB David Carr while also adding one tackle
- Sacked Colts QB Jim Sorgi for his third sack of the season at Indianapolis (1/1)

SMITH, ANTONIO



2004 (Arizona 2/0):

- Signed to the 53-man active roster on 12/15 after spending the first 13 weeks as a member of the practice squad
- Saw action on defense in his first game on the active roster vs. St. Louis (12/19) and at Seattle (12/26) and recorded one QB pressure

COLLEGE:

- Two-year starter at Oklahoma State after transferring from Northeastern Oklahoma A&M College
- Though his senior season was shortened by a leg injury, still managed to record two-year totals of 60 tackles (30 solos), 8.5 sacks, seven quarterback pressures and three pass deflections in 24 games

PERSONAL:

- Full name is Antonio DeShonta Smith
- Attended John Marshall (Oklahoma City, Okla.) High School where he was named all-city and honorable mention all-state as a senior
- Did not begin playing football until ninth grade at the urging of a friend
- Also lettered in track and earned all-city recognition in shot put
- Education major at Oklahoma State

SINGLE-GAME HIGHS

Tackles

6 at Baltimore (OT) (9/23/07)

5 vs. San Diego (11/7/10)

5 vs. Denver (12/17/06)

5 vs. Minnesota (12/14/08)

Sacks

2.0 at Oakland (10/3/10) B. Gradkowski

1.0, 16 times, most recent:

1.0 at Tennessee (12/19/10) K. Collins

1.0 at St. Louis (12/20/09) K. Null

1.0 at Indianapolis (11/8/09) P. Manning

1.0 at Buffalo (11/1/09) R. Fitzpatrick

Forced Fumbles

1 at Oakland (10/3/10)

1 at Indianapolis (11/8/09)

1 vs. New York Jets (9/13/09)

1 vs. Seattle (12/28/08)

1 at Seattle (11/16/08)

Fumble Recoveries

1, eight times: most recent:

1 vs. Dallas (10/12/08)

1 vs. Buffalo (10/5/08)

1 at San Francisco (9/7/08)

Touchdowns

1 vs. Denver (4-yard FR, 12/17/06)

CAREER HIGHS

Tackles

44, 2007

41, 2008

Sacks

5.5, 2007

4.5, 2009

4.0, 2010

Forced Fumbles

2, 2008

2, 2009

Fumble Recoveries

3, 2007

3, 2008

Touchdowns

1, 2006 (with Arizona)


Smith's 2010 Season Statistics

Chubb's 2010 Season Statistics

Date, Opp	G	GS	Tackles				Yds	Interceptions				Fumbles				
			Tot	Solo	Asst	Sk		No	Yds	Lg	TD	PD	FF	FR	Yds	TD
9/12 vs. IND	1	1	1	0	1	0.5	3.5	0	0	0	0	1	0	0	0	0
9/19 at WAS	1	1	1	0	1	0.0	0.0	0	0	0	0	0	0	0	0	0
9/26 vs. DAL	1	1	2	0	2	0.0	0.0	0	0	0	0	0	0	0	0	0
10/3 at OAK	1	1	4	4	0	2.0	12.0	0	0	0	0	0	1	0	0	0
10/10 vs. NYG	1	1	1	1	0	0.0	0.0	0	0	0	0	0	0	0	0	0
10/17 vs. KC	1	1	3	2	1	0.0	0.0	0	0	0	0	1	0	0	0	0
11/1 at IND	1	1	4	3	1	0.0	0.0	0	0	0	0	0	0	0	0	0
11/7 vs. SD	1	1	5	4	1	0.5	2.5	0	0	0	0	0	0	0	0	0
11/14 at JAX	1	1	0	0	0	0.0	0.0	0	0	0	0	0	0	0	0	0
11/21 at NYJ	1	1	4	2	2	0.0	0.0	0	0	0	0	0	0	0	0	0
11/28 vs. TEN	1	1	2	1	1	0.0	0.0	0	0	0	0	0	0	0	0	0
12/2 at PHI	1	1	2	1	1	0.0	0.0	0	0	0	0	0	0	0	0	0
12/13 vs. BAL	1	1	1	1	0	0.0	0.0	0	0	0	0	0	0	0	0	0
12/19 at TEN	1	1	3	3	0	1.0	10.0	0	0	0	0	0	0	0	0	0
12/26 at DEN	1	1	2	1	1	0.0	0.0	0	0	0	0	0	0	0	0	0
1/2/11 vs. JAX	1	1	3	0	3	0.0	0.0	0	0	0	0	0	0	0	0.0	0
2010 Totals	16	16	38	23	15	4.0	28.0	0	0	0	0	2	1	0	0	0

Smith's Career Statistics

		Tackles							Interceptions					Fumbles				
Year	Team	G	GS	Tot	Solo	Asst	Sk	Yds	No	Yds	Lg	TD	PD	FF	FR	Yds	TD	
2004	Ari	2	0	0	0	0	0.0	0.0	0	0	0	0	0	0	0	0	0	
2005	Ari	11	8	16	16	0	3.0	16.0	0	0	0	0	0	0	0	0	0	
2006	Ari	16	8	25	15	10	2.5	9.0	0	0	0	0	0	0	2	4	1	
2007	Ari	16	13	44	37	7	5.5	35.0	0	0	0	0	0	1	3	10	0	
2008	Ari	16	10	41	31	10	3.5	24.0	0	0	0	0	0	2	3	16	0	
2009	Hou	16	15	33	26	8	4.5	25.0	0	0	0	0	1	2	2	0	0	
2010	Hou	16	16	22	23	15	4.0	28.0	0	0	0	0	2	1	0	0	0	
2011	Hou	0	0	0	0	0	0.0	0.0	0	0	0	0	0	0	0	0	0	
NFL Totals		93	70	181	148	50	23.0	137.0	0	0	0	0	3	6	10	30	1	



71 SHELLEY SMITH GUARD

Height: 6-4 | Weight: 299 | College: Colorado State |
Hometown: Phoenix, Ariz. | 2nd NFL Season |
2nd with Texans | Age as of Kickoff Weekend 2011: 24 |
Acquired: D6a-'10 (187th overall) | 2011 GP/GS: 0/0 |
Career GP/GS: 0/0 | Teams: Houston, 2010-11 |

TRANSACTIONS: Selected by the Houston Texans in the sixth round (187th overall) of the 2010 NFL Draft...Signed by Texans on June 16, 2010...Waived by the Texans on Oct. 2, 2010...Signed to the Texans practice squad on Oct. 5, 2010...Signed to active roster on Dec. 1, 2010...Placed on Reserve/Injured List with a right leg injury suffered on Aug. 25.

2011 (Houston - Injured Reserve):

- Placed on the Reserve/Injured List after suffering a right leg injury in training camp (8/25).

2010 (Houston 0/0):

- Inactive for the first three games and the final five games of 2010 season
- On Houston's practice squad for eight weeks during the middle of the season

COLLEGE:

- Played in 36 games with 31 starts in four seasons at Colorado State
- Two-time All-Mountain West Conference selection, earning second-team honors in 2008 and honorable mention in 2009
- Played in nine games with eight starts, but did not miss a conference game as a senior in 2009

- Was one of five team captains as a senior along with fellow Texans lineman Cole Pemberton
- Second-team all-MWC choice, played in 12 games, with 11 starts, including the New Mexico Bowl (12/20)
- Started all 12 games as a sophomore in 2007 after playing in three games as a freshman in 2006
- Major in nutrition and food science

PERSONAL:

- All-star offensive lineman at Westview High School in Phoenix
- Earned three varsity letters in football, and was a two-year starter
- Lettered once in track, where he threw the shot put and discus
- Earned first-team all-region honors in 2004 as an offensive tackle and was second-team as a defensive lineman
- Was a two-time all-state performer in football and was named to the all-Arizona team as a senior
- Was named the West Valley Player of the Year as a senior
- Born Shelley Andres Smith in Phoenix



74 WADE SMITH GUARD

Height: 6-4 | Weight: 309 | College: Memphis |
Hometown: Dallas, Texas | 8th NFL Season |
2nd with Texans | Age as of Kickoff Weekend 2011: 30 |
Acquired: UFA-'10 (Kansas City) | 2011 GP/GS: 0/0 |
Career GP/GS: 90/50 | Teams: Miami, 2003-05; New York Jets,
2006-07; Kansas City, 2008-09; Houston, 2010-11 |

TRANSACTIONS: Selected by the Miami Dolphins in the third round (78th overall) of the 2003 NFL Draft...Signed by Dolphins on July 28, 2003...Released by Dolphins on Sept. 12, 2006...Signed by the New York Jets on Sept. 15, 2006...Signed by Jets on March 12, 2007...Signed by the Kansas City Chiefs on April 21, 2008...Signed by the Houston Texans on March 16, 2010

HONORS:

- 2010 USA Today All-Joe Team.

CAREER:

- Started all 16 games in his first season in Houston
- Played the majority of his snaps with the Kansas City Chiefs (2008-09) at right guard and center
- Worked primarily at tackle with the New York Jets (2006-07)
- Former third-round selection of Miami, started all 16 games at left tackle for the Dolphins as a rookie in 2003
- Has played in 90 career games with 50 starts and has played in one postseason contest

2010 (Houston 16/16):

- Started every game at left guard for an offense that set a franchise record averaging 386.6 yards per game to rank third in the NFL and produced the NFL's leading rusher
- Made his Texans debut, started at left guard and helped pave the way for RB Arian Foster's franchise record 231 yards rushing vs. Indianapolis (9/12)
- Provided pocket protection for QB Matt Schaub, enabling him to throw for a franchise-record 497 yards and three touchdowns at Washington (9/19)
- Helped Texans running backs rush for 249 yards while allowing no sacks at Oakland (10/3)
- Provided protection for QB Matt Schaub during his AFC Player of the Week performance vs. Kansas City (10/17)
- Cleared holes at left guard, allowing Arian Foster to rush for 127 yards vs. San Diego (11/7)
- Opened holes for Foster to rush for 143 yards vs. Tennessee (11/28)
- Recovered a fumble at Tennessee (12/19)
- Paved the way for Foster to rush for 180 yards vs. Jacksonville (1/2) and wrap up the 2010 NFL rushing title

2009 (Kansas City 16/9):

- Played in all 16 games with nine starts in his second season with the Chiefs

2008 (Kansas City 15/7):

- Played in 15 games on special teams and saw duty in 10 contests on offense
- Started seven games, opening six games at right guard and one at center

2007 (New York Jets 14/0):

- Appeared as a reserve in 14 games

2006 (New York Jets 7/0):

- Played in seven games as a reserve offensive lineman
- Appeared in an AFC Wild Card Game at New England (1/7/07)

2005 (Miami 0/0):

- Spent the entire season on injured reserve with a right forearm injury suffered in training camp

2004 (Miami 6/2):

- Saw action in six contests with two starts and was inactive for 10 games
- Started at left tackle vs. Tennessee (9/11) and at Cincinnati (9/19)

2003 (Miami 16/16):

- Started all 16 games at left tackle
- Was a consensus all-rookie selection and the club's Newcomer of the Year by the South Florida media
- Started his first-career NFL contest at left tackle vs. the N.Y. Jets (9/3)

COLLEGE:

- Four-year letterman and two-year starter at Memphis
- Saw action at tight end his first two seasons before switching to tackle as a junior
- Played in 45 games (29 starts)
- Named second-team All-Conference USA as a senior in 2002
- Named the team's Offensive Lineman of the Year as a junior in 2001
- Graduated from Memphis with a degree in finance

PERSONAL:

- Was a two-year letterman as a tight end at Lake Highlands High School in Dallas
- Married to wife, Chareta, with a son, Nicholas, and two daughters, Arissa and Aalyiah

SMITH'S CAREER STATS

Games/Starts: 2003: 16/16; 2004: 6/2; 2005: 0/0; 2006: 7/0; 2007: 14/0; 2008: 15/7, 2009: 16/9, 2010: 16/16, Total: 90/50.

Tackles: 4 total; 2009 – 4.



64 KASEY STUDDARD

GUARD

Height: 6-3 | Weight: 304 | College: Texas |
Hometown: Lone Tree, Colo. | 5th NFL Season |
5th with Texans | Age as of Kickoff Weekend 2011: 27 |
Acquired: D6-'07 (183rd overall) | 2011 GP/GS: 0/0 |
Career GP/GS: 25/14 | Teams: Houston, 2007-11 |

TRANSACTIONS: Selected by Houston Texans in sixth round (183rd overall) of 2007 NFL draft...Signed by Texans on July 23, 2007...Re-signed as an unrestricted free agent on July 31, 2011...Placed on Reserve/Injured List on Aug. 15, 2011.

CAREER:

- Has played in 25 games with 14 starts, all at left guard
- Appeared in three games as a rookie
- Saw his first action on the offensive line at Tennessee (12/2) when he filled in for G Fred Weary

2011 (Houston - Injured Reserve):

- Suffered an ankle injury in the preseason opener against the N.Y. Jets that landed him on the Reserve/Injured List (8/15).

2010 (Houston 4/0):

- Inactive for the first five games
- Saw his first action of the season on special teams vs. Kansas City (10/17)
- Saw action on special teams at Tennessee (12/19), at Denver (12/26) and vs. Jacksonville (1/2)

2009 (Houston 16/14):

- Made his first career start vs. Jacksonville (9/27) at guard in place of the injured Chester Pitts
- Protected QB Matt Schaub vs. Tennessee (11/23) when he had his second consecutive 300-yard passing game
- Helped the offense gain more than 300 yards for the 11th consecutive game at Jacksonville (12/6)
- Part of the offensive line that blocked for Schaub as he threw for 365 yards and two touchdowns vs. Seattle (12/13) without allowing a sack
- Blocked for Schaub at St. Louis (12/20) where he threw for 367 yards and was not sacked for the second consecutive game and fourth time in the season

2008 (Houston 2/0):

- Inactive for the first 14 games of the year
- Played on special teams at Oakland (12/21) and vs. Chicago (12/28)

2007 (Houston 3/0):

- Played in three games as a rookie
- Made his NFL debut at Atlanta (9/30) when he played on kick protection
- Played at right guard when starter Fred Weary went down with a broken leg at Tennessee (12/2)

COLLEGE:

- Started his last 38 games at the left guard for Texas
- Three-time All-Big 12 selection and earned first-team all-conference honors as a senior
- Team captain as a senior
- Helped Texas win the BCS National Championship as a junior in 2005
- Helped the Longhorns offense become one of the most explosive in the country, averaging more than 40 points and 455 yards per game in his three years as a starter
- Graduated with a liberal arts degree in youth and community studies

PERSONAL:

- Attended Highland Ranch High School in Lone Tree, Colo., and was a four year starter on the offensive and defensive lines
- Earned first-team all-state, all-county and all-district honors as a junior and a senior
- Father, Dave, played offensive tackle at Texas (1975-77) and for the Denver Broncos for 10 seasons (1979-88)
- Uncle, Les, played offensive tackle for the Longhorns (1978-80) and center for the Kansas City Chiefs in 1982
- Born Kasey Whitfield Studdard in Denver, Colo.

STUDDARD'S CAREER STATISTICS

Games/ Starts: 2007: 3/0, 2008: 2/0; 2009: 16/14; 2010: 4/0; Total: 25/14.

Tackles: 1 total; 2009 – 1.



44 BEN TATE RUNNING BACK

Height: 5-11 | Weight: 220 | College: Auburn |
Hometown: Salisbury, Md. | 2nd NFL Season |
2nd with Texans | Age as of Kickoff Weekend 2011: 22 |
Acquired: D2-'10 (58th overall) | 2011 GP/GS: 0/0 |
Career GP/GS: 0/0 | Teams: Houston, 2010-11 |

TRANSACTIONS: Selected by the Houston Texans in the second round (58th overall) of the 2010 NFL Draft...Placed on injured reserve on Aug. 30, 2010.

2010 (Houston 0/0):

- Missed the entire regular season after suffering a season-ending ankle injury in the first preseason game at Arizona (8/14)


COLLEGE:

- Started 19-of-47 games at Auburn and gained 3,321 yards with 24 touchdowns on 678 carries (4.9 average), adding 53 receptions for 336 yards (6.3 average) and eight kickoff returns for 186 yards (23.3 average)
- Generated 3,843 all-purpose yards, an average of 81.8 yards per game
- Finished his career ranked fifth in school history in rushing yardage
- 678 carries were second only to Carnell Williams' 741 in Auburn annals
- 24 touchdown runs tied Brent Fullwood (1983-86) for sixth on the Tigers' career-record chart
- Average of 70.7 yards per game rushing ranked ninth in school history
- Earned second-team All-Southeastern Conference honors from the Associated Press and third-team accolades from the league's coaches as a senior in 2009

- Just the second player in school history (Tommy Lorino, 1956-58) to lead the team in rushing three-straight years
- Selected to the honorable mention Freshman All-American team by The Sporting News in 2006
- Redshirted in 2005
- Graduated in May 2009 with a degree in Criminology

PERSONAL:

- Attended Snow Hill (Md.) High School and set several Maryland state records, including most yards rushing in a season (2,886 as a junior) and career (5,920)
- Also set the state record for total offensive yards in a career with 6,123
- Gatorade State Player of the Year as a senior and a two-time consensus All-State pick
- Rushed 542 times for 5,920 yards (10.9 average) and 78 touchdowns in 37 career games played
- Son of Charlotte Green and Ben Tate Jr.



47 LAWRENCE VICKERS

FULLBACK

Height: 6-0 | Weight: 250 | College: Colorado |
Hometown: Houston, Texas | 6th NFL Season |
1st with Texans | Age as of Kickoff Weekend 2011: 29 |
Acquired: FA-'11 | 2011 GP/GS: 0/0 | Career GP/GS: 60/32 |
Teams: Cleveland, 2006-10; Houston, 2011 |

TRANSACTIONS: Selected by the Cleveland Browns in the sixth round (180th overall) at the 2006 NFL Draft...Re-signed as a restricted free agent with Cleveland on June 14, 2005...Signed by Houston Texans on Aug. 3, 2011.

CAREER:

- Has started 36-of-76 games played in, amassing 87 rushing yards on 33 carries and 271 yards receiving on 41 receptions for three touchdowns
- Blocked for three 1,000-yard rushers in Cleveland: Jamal Lewis in 2007 and 2008 and Peyton Hillis in 2010

2010 Cleveland 16/4):

- Played in all 16 games with four starts, helping RB Peyton Hillis rush for 1,177 yards and five 100-yard games
- Rushed for 11 yards on five carries, caught four passes for 15 yards and fielded two kickoffs for 13 yards
- Third alternate on the AFC Pro Bowl squad
- Was critical as a blocker as Peyton Hillis rushed for 184 yards and two touchdowns vs. New England (11/7)
- Was key as a lead blocker as Peyton Hillis rushed for 131 yards and three touchdowns on 26 carries vs. Carolina (11/28)
- Started and helped lead the way for Peyton Hillis, who rushed for 108 yards on 21 carries at Buffalo (12/12)

2009 (Cleveland 16/9):

- Played in all 16 games with nine starts as the only fullback on the roster and had eight receptions for 27 yards and a touchdown
- Paved the way as a lead blocker as the Browns had 171 yards rushing vs. Pittsburgh (12/10)
- As a lead back, was a key part of a running game at Kansas City (12/20) that racked up 351 yards, the second-highest total in franchise history, including a club-record 286 yards by Jerome Harrison
- Played a critical role as a lead blocker as the Browns rushed for 164 yards vs. Oakland (12/27), including 148 by Jerome Harrison
- Propelled the Browns to a 214-yard rushing effort (4.4 avg.) vs. Jacksonville (1/3), marking it the first time since 1968 that a Browns team rushed for more than 160 yards in four straight games

2008 (Cleveland 12/8):

- Played in 12 games with eight starts and served as the lead blocker for RB Jamal Lewis, who gained 1,002 yards rushing
- Had one rush for four yards and two receptions for 21 yards (10.5 avg.) at Baltimore (9/21), including a long of 16 yards

2007 (Cleveland 16/14):

- Started 14-of-16 games and helped RB Jamal Lewis rush for 1,304 yards
- Recorded his first career touchdown reception with a 1-yard reception from Derek Anderson in the third quarter vs. Pittsburgh (9/9)
- Had a career-high three receptions for 17 yards vs. Seattle (11/4)
- Caught a 2-yard touchdown pass from Derek Anderson in the first quarter at Pittsburgh (11/11)
- Helped RB Jamal Lewis rush for 134 yards and a touchdown vs. Houston (11/25)
- Had two receptions for 30 yards (15.0 avg.), including a long of 25 yards at Arizona (12/2)

2006 (Cleveland 16/1):

- Played in all 16 games as a rookie, including one start, and totaled three rushes for two yards and six receptions for 60 yards
- Was a key contributor on special teams and finished with 10 special teams tackles
- Made his NFL debut vs. New Orleans (9/10) and had two carries for zero yards and one special teams tackle
- Had a season-high 29-yard reception vs. Baltimore (9/12)
- Made his first career start at Baltimore (12/17), and added two receptions for nine yards

COLLEGE:

- Started 20-of-47 games for Colorado and finished his career with 635 yards on 171 carries (3.7 avg.) and 12 touchdowns
- Added 70 catches for 572 yards (8.2 avg.) and three receiving touchdowns
- Was the 10th player in school history to gain more than 500 yards rushing and receiving during a career
- At Colorado, wore jersey No. 34 as a freshman and sophomore, but switched to No. 17 as a junior after several personal tragedies to serve as a reminder.

PERSONAL:

- Born in Beaumont, Texas, and attended Forest Brook High School in Houston
- Named first-team all-state and All-North Forest League while also being selected first-team All-Greater Houston Area Big 4A
- Offensive MVP of his district during 2001, and was named to the all-district first-team all four years of his prep career
- Finished career with 4,610 yards and 70 touchdowns on 345 carries (13.4 avg.)
- Caught 72 passes for 1,950 yards (27.1 avg.) and 24 touchdowns
- Was the starting QB his freshman and sophomore years, switched to running back for final two years and also played linebacker and safety
- Lettered three times in basketball, averaging 20 points, 10 rebounds, three steals and three blocks a game as a senior
- Married (Anaya) with two daughters, Lauryn and Paris, and a son, Javier.

Vickers' 2010 Season Statistics (w/ Cleveland Browns)

Date, Opp	GP	GS	Rush	Yds	Avg	Lg	TD	Rec	Yds	Avg	Lg	TD
9/12 @ TB	1	1	0	0	--	0	0	0	0	--	0	0
9/19 vs. KC	1	0	0	0	--	0	0	0	0	--	0	0
9/26 @ BAL	1	0	0	0	--	0	0	0	0	--	0	0
10/3 vs. CIN	1	0	0	0	--	0	0	0	0	--	0	0
10/10 vs. ATL	1	0	1	3	3.0	3	0	0	0	--	0	0
10/17 @ PIT	1	0	0	0	--	0	0	0	0	--	0	0
10/24 @ NO	1	0	0	0	--	0	0	0	0	--	0	0
11/7 vs. NE	1	1	3	6	2.0	2	0	1	0	--	0	0
11/14 vs. NYJ	1	0	0	0	--	0	0	0	0	--	0	0
11/21 @ JAC	1	0	0	0	--	0	0	0	0	--	0	0
11/28 vs. CAR	1	0	0	0	--	0	0	0	0	--	0	0
12/5 @ MIA	1	0	0	0	--	0	0	0	0	--	0	0
12/12 @ BUF	1	1	0	0	--	0	0	0	0	--	0	0
12/19 @ CIN	1	1	0	0	--	0	0	0	0	--	0	0
12/26 vs. BAL	1	0	1	2	2.0	2	0	1	0	--	0	0
1/2/11 vs. PIT	1	0	0	0	--	0	0	0	0	--	0	0
2010 Totals	16	4	5	11	2.2	3	0	2	0	0.0	0	0

LAWRENCE VICKERS



Vickers' Career Statistics

Year	Team	G	GS	Rush	Yds	Avg	Lg	TD	Rec	Yds	Avg	Lg	TD
2006	Cle	16	1	3	2	0.7	2	0	6	60	10.0	29	0
2007	Cle	16	14	15	43	2.9	7	0	13	91	7.0	25	2
2008	Cle	12	8	10	31	3.1	10	0	10	78	7.8	21	0
2009	Cle	16	9	0	0	--	0	0	8	27	3.4	12	1
2010	Cle	16	4	5	11	2.2	3	0	4	15	3.8	10	0
2011	Hou	0	0	0	0	--	0	0	0	0	--	0	0
NFL totals		76	36	33	87	2.2	10	0	41	271	6.4	29	3

SINGLE-GAME HIGHS

Rushes

3 at Baltimore (4 yards, 11/18/07)

3 vs. New England (6 yards, 11/7/10)

Rushing Yards

10 at Jacksonville (2 rushes, 10/26/08)

8 vs. Pittsburgh (2 rushes, 9/9/07)

Rushing Long

10 at Jacksonville (2 rushes, 10/26/08)

Rushing Touchdowns

None

Receptions

3 vs. Seattle (17 yards, 11/4/07)

Receiving Yards

30 at Arizona (2 receptions, 12/2/07)

29 vs. Baltimore (1 reception, 9/24/06)

Receiving Long

29 vs. Baltimore (9/24/06)

25 at Arizona (12/2/07)

21 at Philadelphia (12/15/08)

Receiving Touchdowns

1 vs. Pittsburgh (9/9/07)

1 at Pittsburgh (11/11/07)

1 at Pittsburgh (10/18/09)

Kickoff Returns

1, 8 times, last: at Pittsburgh (10/17/10)

Kickoff Return Yards

22 vs. San Diego (11/5/06)

Kickoff Return Long

22 vs. San Diego (11/5/06)

CAREER HIGHS

Rushes

15, 2007

Rushing Yards

43, 2007

Receptions

13, 2007

Receiving Yards

91, 2007

Receiving Touchdowns

2, 2007

Kickoff Returns

5, 2006

Kickoff Return Yards

84, 2006



83 KEVIN WALTER WIDE RECEIVER

Height: 6-3 | Weight: 218 | College: Eastern Michigan |
Hometown: Vernon Hills, Ill. | 9th NFL Season |
6th with Texans | Age as of Kickoff Weekend 2011: 30 |
Acquired: RFA-'06 (Cincinnati) | 2011 GP/GS: 0/0 |
Career GP/GS: 121/65 | Teams: Cincinnati, 2003-05; Houston,
2006-11 |

TRANSACTIONS: Selected by New York Giants in seventh round (255th pick overall) of 2003 NFL draft...Signed by Giants on June 16, 2003...Claimed on waivers by Cincinnati Bengals on Aug. 26, 2003...Waived by Bengals on Aug. 31, 2003...Re-signed by Bengals to practice squad on Sept. 1, 2003...Activated on Oct. 16, 2003...Signed by Houston Texans on March 18, 2006.

CAREER:

- Has played in 121 career games with 65 starts
- Career totals include 276 catches for 3,387 yards and 21 touchdowns
- Has also rushed 13 times for 82 yards
- Second on Texans all-time lists in receptions (246) and receiving yards (2,991)

2010 (Houston 16/16):

- Started all 16 games catching 51 passes for 621 yards and five touchdowns
- Had two receptions for 29 yards and a touchdown in the season opener vs. Indianapolis (9/12)
- Caught 11 passes for 144 yards and a touchdown at Washington (9/19)
- Caught a touchdown pass for the third consecutive game and totaled 34 yards on four receptions vs. Dallas (9/26)
- Caught six passes for 90 yards and a touchdown at Jacksonville (11/14)
- Gained 57 yards on five receptions vs. Baltimore (12/13)
- Led the Texans receivers with seven receptions and 79 yards and a touchdown at Tennessee (12/19)
- Caught three passes for 54 yards in the season finale vs. Jacksonville (1/2)

2009 (Houston 14/14):

- Started the final 14 games of the season, catching 53 passes for 611 yards and two touchdowns
- Made his first start of the season vs. Jacksonville (9/27) and led the team in receiving with 96 yards on seven receptions, along with one rush for 11 yards
- Also scored his first touchdown of the season on a nine-yard reception in the second quarter
- Started at wide receiver and caught one pass for 41 yards vs. Oakland (10/4)
- Made five receptions for 67 yards at Indianapolis (11/8)
- Played in his 100th career game and caught four passes for 27 yards vs. Tennessee (11/23)
- Tied for the team lead with seven catches for a game-high 73 yards vs. Indianapolis (11/29)
- Made four receptions for 54 yards and two first downs at Jacksonville (12/6)
- Caught four passes for 42 yards and a touchdown at St. Louis (12/20)

2008 (Houston 16/16):

- Started in all 16 games for the first time in his career
- Finished the season with 60 receptions for 899 yards and eight touchdowns
- Eight scoring catches tied the team record and tied for third-most in the AFC
- Teamed with Andre Johnson to become the most productive receiving tandem in the NFL with a combined 2,474 yards
- Caught three passes for 41 yards, including a touchdown pass from QB Matt Schaub in the fourth quarter at Pittsburgh (9/7)
- Finished with eight catches for 76 yards along with a career-high two touchdowns at Jacksonville (9/28)
- Caught four passes for 98 yards vs. Miami (10/12)
- Caught five passes for 70 yards and two touchdowns vs. Cincinnati (10/26)
- Caught four passes for 85 yards, including a 60-yard touchdown vs. Baltimore (11/9)
- Caught three passes for 79 yards, including a career-long 61-yard catch in the first quarter at Indianapolis (11/16)
- Caught his seventh touchdown pass of the season and the 13th of his career at Cleveland (11/23)
- Caught six passes for 146 yards and one touchdown at Green Bay (12/7)

- His 58-yard touchdown catch in the first quarter was his eighth of the season, tying the franchise single-season record set by WR Andre Johnson in 2007
- That catch also put him over 2,000 yards in his career

2007 (Houston 16/15):

- Started 15 of 16 games and caught a career-high 65 passes for 800 yards and five touchdowns
- Was the only Texans receiver to start more than 10 games in 2007
- Tied a team record with 12 receptions in one game
- One of three Texans to have 800-plus receiving yards on the season
- Started at Carolina (9/16), recovered a fumbled kickoff in the end zone for his first Texans touchdown
- Started at Jacksonville (10/14), had 12 receptions for 160 yards, which tied Andre Johnson's Texans record for receptions in a game
- Started at wide receiver vs. Tennessee (10/21) and made six receptions for 97 yards, his second-highest receiving total of the season, and his first receiving touchdown as a Texan
- Started at Cleveland (11/25) and made six receptions for 65 yards and a touchdown
- Started at Indianapolis (12/23) and had four receptions for 69 yards

2006 (Houston 16/2):

- Played in all 16 games, starting two, in his first season as a Texan
- Saw the majority of his action on special teams and played sparingly as reserve wide receiver
- Caught 17 passes for 160 yards with a long reception of 15 yards
- Made his first start of the season at WR vs. Miami (10/1) and caught a season-high three passes for 25 yards, with a long gain of 10 yards
- Caught two passes for 22 yards, including a 13-yard reception on the Texans touchdown drive in the fourth quarter at New York Jets (11/26)

2005 (Cincinnati 16/2):

- Played in all 16 games for the second consecutive year
- Made 19 receptions for 211 receiving yards and one touchdown
- Contributed 17 special teams tackles
- Caught four passes for 47 yards and touchdown at Cleveland (9/11)
- Had a season-high 65 receiving yards on four catches at Tennessee (10/16)

2004 (Cincinnati 16/0):

- Played in all 16 games for the first time in his career with no starts
- Caught eight balls for 67 yards
- Finished fifth on the team with 14 special teams tackles
- Caught two passes for 23 yards, including a long of 18 yards in his first two-catch game of his career at Washington (11/14)

2003 (Cincinnati 11/0):

- Played in 11 games with no starts
- Joined the Bengals after being released by the New York Giants at the end of training camp
- Spent the first five games on the practice squad
- Caught three passes for 18 yards
- Made NFL debut and had one special teams tackle vs. Baltimore (10/19)
- First career reception of nine yards at San Diego (11/23).

COLLEGE:

- Left Eastern Michigan with school records for receptions with 211, receiving yards with 2,838 and touchdown catches with 20
- Made at least one catch in each of his last 34 games
- Earned first-team All-MAC honors as a senior with 93 receptions for 1,368 receiving yards, which were both school single-season records

WALTER, KEVIN



PERSONAL:

- Married to Caroline
- Attended Libertyville (Ill.) High School, where he lettered three times in football and was named first-team all-state as a senior
- General business major at Eastern Michigan
- Hometown is Vernon Hills, Ill., located just outside of Chicago
- Born Kevin Patrick Walter

SINGLE-GAME HIGHS:

Receptions

12 at Jacksonville (160 yards, 10/14/07)

11 at Washington (144 yards, 9/19/10)

8 at Jacksonville (76 yards, 9/28/08)

Receiving Yards

160 at Jacksonville (12 receptions, 10/14/07)

146 at Green Bay (6 receptions, 12/7/08)

144 at Washington (11 receptions, 9/19/10)

Long

61 at Indianapolis (11/16/08)

60t vs. Baltimore (11/9/08)

58t at Green Bay (12/7/08)

Touchdowns

2 vs. Cincinnati (10/26/08)

2 at Jacksonville (9/28/08)

1, 17 times, most recent at Tennessee (12/19/10)

Additional Statistics

Special Teams Tackles: 33 total; 2003 – 3, 2004 – 11, 2005 – 10, 2006 – 8, 2007 – 1.

Tackles: 10 total; 2006 – 2, 2007 – 3, 2008 – 4, 2009 – 1.

CAREER HIGHS:

Receptions

65, 2007

60, 2008

53, 2009

51, 2010

Receiving Yards

899, 2008

800, 2007

621, 2010

611, 2009

Touchdowns

8, 2008

5, 2010

Walter's 2010 Season Statistics

Date, Opp	GP	GS	Rush	Yds	Avg	Lg	TD	Rec	Yds	Avg	Lg	TD
9/12 vs. IND	1	1	0	0	--	0	0	2	29	14.5	22	1
9/19 @ WAS	1	1	0	0	--	0	0	11	144	13.1	35	1
9/26 vs. DAL	1	1	0	0	--	0	0	3	34	11.3	22	1
10/3 @ OAK	1	1	0	0	--	0	0	4	35	8.8	13	0
10/10 vs. NYG	1	1	0	0	--	0	0	2	24	12.0	14	0
10/17 vs. KC	1	1	0	0	--	0	0	0	0	--	0	0
11/1 @ IND	1	1	0	0	--	0	0	0	0	--	0	0
11/7 vs. SD	1	1	0	0	--	0	0	0	0	--	0	0
11/14 @ JAX	1	1	0	0	--	0	0	6	90	15.0	25	1
11/21 @ NYJ	1	1	0	0	--	0	0	2	16	8.0	13	0
11/28 vs. TEN	1	1	0	0	--	0	0	1	12	12.0	12	0
12/2 @ PHI	1	1	0	0	--	0	0	4	33	8.3	14	0
12/13 vs. BAL	1	1	0	0	--	0	0	5	57	11.4	18	0
12/19 @ TEN	1	1	0	0	--	0	0	7	79	11.3	18	1
12/26 @ DEN	1	1	0	0	--	0	0	1	14	14.0	14	0
1/2/11 vs. JAX	1	1	0	0	--	0	0	3	54	18.0	23	0
2010 Totals	16	16	0	0	0.0	0	0	51	621	12.2	35	5

Walter's Career Statistics

Year	Team	G	GS	Rush	Yds	Avg	Lg	TD	Rec	Yds	Avg	Lg	TD
2003	Cin	11	0	0	0	--	0	0	3	18	6.0	9	0
2004	Cin	16	0	0	0	--	0	0	8	67	8.4	18	0
2005	Cin	16	2	0	0	--	0	0	19	211	11.1	33	1
2006	Hou	16	2	1	3	3.0	3	0	17	160	9.4	15	0
2007	Hou	16	15	5	30	6.0	13	0	65	800	12.3	46	4
2008	Hou	16	16	3	23	7.7	13	0	60	899	14.9	61	8
2009	Hou	14	14	4	26	6.5	11	0	53	611	11.5	41	2
2010	Hou	16	16	0	0	--	0	0	51	621	12.2	35	5
2011	Hou	0	0	0	0	--	0	0	0	0	--	0	0
NFL totals		121	65	13	82	5.8	13	0	276	3,387	10.7	61	20



32 DERRICK WARD RUNNING BACK

Height: 5-11 | Weight: 228 | College: Ottawa (Kansas) |
Hometown: Los Angeles, Calif. | 8th NFL Season |
2nd with Texans | Age as of Kickoff Weekend 2011: 30 |
Acquired: FA-'10 | 2011 GP/GS: 0/0 |
Career GP/GS: 81/9 | Teams: New York Giants, 2004-08; Tampa Bay, 2009; Houston, 2010-11 |

TRANSACTIONS: Selected by the New York Jets in the seventh round (235th overall) of the 2004 NFL Draft...Signed by Jets on July 29, 2004...Released by Jets on Sept. 5, 2004...Re-signed by Jets to practice squad on Sept. 6, 2004...Signed by New York Giants off Jets practice squad on Oct. 13, 2004...Placed on reserve/injured list on Dec. 5, 2005...Re-signed by Giants on May 29, 2007...Re-signed by Giants on March 14, 2009...Signed by Tampa Bay Buccaneers as unrestricted free agent on March 3, 2009...Released by Buccaneers on Aug. 31, 2010...Signed by Houston Texans on Sept. 4, 2010...Re-Signed by Texans on March 3, 2011.

CAREER:

- Has rushed for 2,474 yards on 506 attempts and has scored 10 touchdowns
- Has 96 career receptions for 787 yards with three scores
- Has returned 40 kickoffs career returns for 923 yards, including a 92-yard touchdown

2010 (Houston 16/0):

- Joined the Texans as a free agent prior to Week 1 in 2010
- Played in all 16 games with 50 carries for 315 yards (6.3 yards per carry) and a career-high four touchdowns and caught seven passes for 61 yards
- Rushed 12 times for 80 yards including a 33-yard touchdown at Oakland (10/3)
- Had a one-yard touchdown run and caught one pass for 12 yards vs. the New York Giants (10/10)
- Had three carries for 58 yards including a 38-yard third quarter touchdown vs. Kansas City (10/17)
- Rushed for 47 yards on seven attempts vs. Tennessee (11/28)
- Had six carries for 15 yards and one reception for 11 yards at Tennessee (12/19)
- Carried four times for 63 yards including a 35-yard touchdown vs. Jacksonville (1/2)

2009 (Tampa Bay 14/1):

- Appeared in 14 games with one start in his lone season as a Buccaneer
- Ran 114 times for 409 yards (3.6 average) with one touchdown
- Caught 20 passes for 150 yards and two scores
- Rushed for 62 yards on 12 carries, including a one-yard touchdown run in his Buccaneer debut against Dallas (9/13)
- Gained 67 yards on 19 carries, both season highs, to go along with a six-yard touchdown reception at Seattle (12/20)

2008 (NY Giants 16/3):

- Played in all 16 games with three starts
- Rushed 182 times for a career-high 1,025 yards with two touchdowns
- Caught 41 passes for 384 yards and had one kick return for 21 yards
- Carried 10 times for 101 yards at Cleveland (10/13)
- Started at Arizona (11/23) and ran for 69 yards on 20 attempts with one touchdown
- Started at Dallas (12/14) and ran for 64 yards on 14 carries
- Rushed for a career-best 215 yards on 15 carries, including a career-long 51 yarder, vs. Carolina (12/21)
- Started in the season finale at Minnesota (12/28) and gained 77 yards on 15 carries
- Carried 12 times for 46 yards vs. Philadelphia in the NFC Divisional Playoff (1/11/09)

2007 (NY Giants 8/5):

- Played in eight games with five starts for the World Champion Giants and gained 602 yards on 125 carries with two touchdowns
- Caught 26 passes for 179 yards and a score
- Ran for 89 yards on 13 carries in the season opener at Dallas (9/9)
- Made his first career start the following week vs. Green Bay (9/16) and gained 90 yards on 15 carries
- Started and ran for 94 yards on 26 carries at Washington (9/23)
- Picked up 80 yards on 15 carries vs. Philadelphia (9/30)
- Scored his first career touchdown in a start vs. the New York Jets (10/7) when he

scored from eight yards out in the second quarter

- Scored on a 9-yard run at Atlanta (10/15)
- Recorded his first career 100-yard game when he ran for 154 yards on 24 carries with one touchdown at Chicago (12/2)

2006 (NY Giants 8/0):

- Played in eight games and did not record any rushing or receiving statistics
- Returned 23 kickoffs for 466 yards (20.3 average)
- Recorded three tackles and recovered one fumble in special teams duty

2005 (NY Giants 14/0):

- Saw action in 14 games
- Carried the ball 35 times for 123 yards and caught two passes for 13 yards
- Carried 13 times for 42 yards, both season highs, vs. Washington (10/30)

2004 (NY Giants 5/0):

- Played in five games as a rookie, primarily seeing action on special teams
- Spent the first half of the season on the New York Jets practice squad before signing with the Giants (10/13)
- Returned 16 kickoffs for 436 yards (27.3 average)
- Made his NFL debut at Arizona (11/14) and returned one kick for 28 yards
- Had a 92-yard return for touchdown at Washington (12/5).

COLLEGE:

- Transferred to Ottawa University in Kansas for his final year in 2003, where he set NAIA single-season records with 2,061 rushing yards, 28 touchdowns and 7.8 yards per carry on 263 attempts
- Gained 1,091 yards with 11 touchdowns on 197 carries (5.5 avg.) and caught three passes for 49 yards in 20 games at Fresno State
- Earned Freshman All-America honors at Fresno State in 1999

PERSONAL:

- Attended Valley View (Moreno Valley, Calif.) High where he was named the Sun Belt League Offensive MVP
- Cousin, J.R. Redmond, was an All-America running back at Arizona State and played for the Oakland Raiders and New England Patriots
- Son of Terrie and Derrick Ward
- Has one sister, Tamika

DERRICK WARD



SINGLE-GAME HIGHS

Rushes

26 at Washington (94 yards, 9/23/07)
24 at Chicago (154 yards, 12/02/07)
20 at Arizona (69 yards, 10/23/08)

Rushing Yards

215 vs. Carolina (15 rushes, 12/21/08)
154 at Chicago (24 rushes, 12/02/07)
101 at Cleveland (10 rushes, 10/13/08)

Rushing Average

19.3 vs. Kansas City (3 for 58, 10/17/10)
14.3 vs. Carolina (15 for 215, 12/21/08)
10.1 at Cleveland (10 for 101, 10/13/08)

Rushing Long

51 vs. Carolina (12/21/08)
44 at Dallas (9/09/07)
38t vs. Kansas City (10/17/10)
35t vs. Jacksonville (1/2/11)

Rushing Touchdowns

1, nine times, most recent:
1 vs. Jacksonville (1/2/11)

Receptions

6 at Washington (26 yards, 9/23/07)
5, twice, most recent:
5 at Washington (75 yards, 11/30/08)

Receiving Yards

75 at Washington (5 receptions, 11/30/08)
54, twice, most recent:
54 vs. Green Bay (3 receptions, 11/08/09)

Receiving Long

48 at Washington (11/30/08)
38 vs. Green Bay (11/08/09)
35 vs. San Francisco (10/19/08)

Receiving Touchdowns

1, three times, most recent:
1 at Seattle (12/20/09)

Additional Statistics

100-yard rushing games – 3 total: 2007 – 1, 2008 – 2

Fumbles/Lost: 6/2 total: 2004 – 1/1, 2005 – 0/0, 2006 – 1/0, 2007 – 2/1, 2008 – 2/0, 2009 – 0/0, 2010 – 0/0.

CAREER HIGHS

Rushes

182, 2008 (with N.Y. Giants)

Rushing Yards

1,025, 2008 (with N.Y. Giants)

Rushing Average

6.2, 2010

Rushing Touchdowns

4, 2010

Receptions

41, 2008 (with N.Y. Giants)

Receiving Yards

384, 2008 (with N.Y. Giants)

Receiving Touchdowns

2, 2009 (with Tampa Bay)

Ward's 2010 Season Statistics

Date, Opp	GP	GS	Rush	Yds	Avg	Lg	TD	Rec	Yds	Avg	Lg	TD
9/12 vs. IND	1	0	0	0	--	0	0	0	0	--	0	0
9/19 @ WAS												
DID NOT PLAY												
9/26 vs. DAL	1	0	2	4	2.0	3	0	0	0	--	0	0
10/3 @ OAK	1	0	12	80	6.7	33	1	0	0	--	0	0
10/10 vs. NYG	1	0	1	1	1.0	1	1	1	12	12.0	12	0
10/17 vs. KC	1	0	3	58	19.3	38	1	1	12	12.0	12	0
11/1 @ IND	1	0	2	5	2.5	5	0	2	9	4.5	6	0
11/7 vs. SD	1	0	5	12	2.4	15	0	0	0	--	0	0
11/14 @ JAX	1	0	3	11	3.7	6	0	0	0	--	0	0
11/21 @ NYJ	1	0	2	0	0.0	0	0	0	0	--	0	0
11/28 vs. TEN	1	0	7	47	6.7	17	0	0	0	--	0	0
12/2 @ PHI	1	0	2	15	7.5	13	0	0	0	--	0	0
12/13 vs. BAL	1	0	1	3	3.0	3	0	0	0	--	0	0
12/19 @ TEN	1	0	6	15	2.5	8	0	1	11	11.0	11	0
12/26 @ DEN	1	0	1	3	3.0	3	0	1	10	10.0	10	0
1/2/11 vs. JAX	1	0	4	63	15.8	35	1	1	7	7.0	7	0
2010 Totals	15	0	51	317	6.2	38	4	7	61	8.7	12	0

Ward's Career Statistics

Year	Team	G	GS	Rush	Yds	Avg	Lg	TD	Rec	Yds	Avg	Lg	TD
2004	NYG	5	0	0	0	--	0	0	0	0	--	0	0
2005	NYG	14	0	35	123	3.5	12	0	2	13	6.5	8	0
2006	NYG	8	0	0	0	--	0	0	0	0	--	0	0
2007	NYG	8	5	125	602	4.8	44	3	26	179	6.9	17	1
2008	NYG	16	3	182	1,025	5.6	51	2	41	384	9.4	48	0
2009	TB	14	1	114	409	3.6	28	1	20	150	7.5	38	2
2010	Hou	15	0	51	317	6.2	38	4	7	61	8.7	0	0
2011	Hou	0	0	0	0	--	0	0	0	0	--	0	0
NFL totals		80	9	507	2,476	4.7	51	10	96	787	7.8	48	3



46 JON WEEKS LONG SNAPPER

Height: 5-10 | Weight: 255 | College: Baylor |
Hometown: Bethpage, N.Y. | 2nd NFL Season |
2nd with Texans | Age as of Kickoff Weekend 2011: 25 |
Acquired: FA, 2010 | 2011 GP/GS: 0/0 |
Career GP/GS: 16/0 | Teams: Houston, 2010-2011 |

TRANSACTIONS:

- Signed by the Houston Texans on April 28, 2010.

CAREER:

- Signed with the Texans during the offseason and made the roster out of training camp.
- Played in 16 career games.

2010 (Houston 16/0):

- Served as long snapper on extra points, field goal and punts in all 16 contests.
- Efforts helped kicker Neil Rackers convert 27-of-30 field goal attempts and 43-of-43 extra point opportunities while tying Kris Brown's Texans record for 124 points in a season.
- Made his professional debut long snapping in the season opener vs. Indianapolis (9/12).
- Snapped on punt/field goal attempts at Washington (9/19) including Rackers' game-winning 35-yard field goal.
- Reached 125 consecutive perfect snaps with seven successful long snaps at Tennessee (12/19).
- Contributed to Rackers hitting all three field goal attempts including a career long of 57 yards at Denver (12/26).

Additional Statistics

Kick/Punt Snap Attempts (K/P - failed att.)

Career: 133 (70/63 - 0); 2010: 133 (70/63 - 0).

Special Teams Tackles

Career: 3; 2010: 3.

COLLEGE:

- Originally attended Baylor as an invited walk-on.
- Earned a scholarship after his freshman season.
- Was discovered at a special teams camp by the Baylor special teams coach.
- Snapped for two-time Ray Guy Award winner and current Pittsburgh Steelers P Daniel Sepulveda.
- Handled the long-snapping chores for the Bears from 2004-07 and earned four varsity letters.

PERSONAL:

- An all-region offensive and defensive lineman for Mountain Ridge (Glendale, Ariz.) High School.
- Two-way player of the year selection.
- Friday Night Fever Defensive Line Player of the Year.
- Received the Curley Culp Award as Arizona's best defensive lineman.
- Mountain Ridge recorded four straight winning records during his prep career and captured regional titles in both 2000 and 2002.
- Mountain Lions went 24-2 during Weeks' last two seasons, which included a 14-1 mark and a state semifinal appearance as a junior in 2002.



90 MARIO WILLIAMS

OUTSIDE LINEBACKER

Height: 6-6 | Weight: 285 | College: North Carolina State |
Hometown: Richlands, N.C. | 6th NFL Season |
6th with Texans | Age as of Kickoff Weekend 2011: 26 |
Acquired: D1, 2006 (1st overall) | 2011 GP/GS: 0/0 |
Career GP/GS: 77/77 | Teams: Houston, 2006-2011 |

TRANSACTIONS:

- Selected by Houston Texans in first round (first pick overall) of 2006 NFL draft...
Signed by Texans on April 28, 2006

HONORS:

- Two-time Pro Bowl starter (2009, 2010)
- Associated Press NFL Player of the Week (Week 1, 2007)
- AFC Defensive Player of the Week (Week 1, 2007)
- AFC Defensive Player of the Week (Week 15, 2007)
- NFL Alumni Defensive Lineman of the Year (2007)
- Second Team Associated Press All-Pro (2007)

CAREER:

- Boasts a 41-inch vertical jump despite weighing nearly 300 pounds
- Started every game he's played in his five season career
- Holds the Texans all-time lead in sacks after only four years with 48.5
- Has 230 total tackles (182 solo)
- Has scored one career touchdown
- Established the Texans single-season sack record with 14.0 in 2007 and followed that up with 12.0 in 2008
- Has forced 10 fumbles and recovered three in his career and has 10 career passes defended
- Named a 2008 Pro Bowl alternate

2010 (Houston 13/13):

- Started the first 13 games of the season before being placed on injured reserve for a sports hernia (12/15)
- Made 28 tackles (22 solo) including 8.5 sacks
- Named one of the defensive captains for the 2010 season
- Had four tackles (two solo) including one sack and five quarterback hits vs. Indianapolis (9/12)
- Made four tackles (three solo) including 3.0 sacks and two passes defended at Washington (9/19)
- Had three hits on the quarterback vs. Dallas (9/26)
- Sacked QB Bruce Gradkowski once for an 11-yard loss, had two solo tackles and forced a fumble at Oakland (10/3)
- Made two tackles including an assist on a sack with Antonio Smith vs. San Diego (11/7)
- Had four solo tackles including two sacks of QB Mark Sanchez at the New York Jets (11/21)
- Made two solo tackles including a sack of QB Rusty Smith on the game's first play vs. Tennessee (11/28)

2009 (Houston 16/16):

- Started every game for the fourth straight season and led the team in sacks for the third straight year
- Finished the year with 9.0 sacks, two forced fumbles, a fumble recovery and three passes defended
- Named as a starter to the 2010 AFC Pro Bowl squad
- Tied a career high with seven tackles (six solos) along with a pass defended and two quarterback hits vs. the New York Jets (9/13)
- Recorded his first sack of 2009 at Tennessee (9/20) to go along with four tackles (one for loss) and two quarterback hits
- Had one sack and three hits on the quarterback, including one to force a fumble, to go along with four tackles (three solo) vs. Oakland (10/4)

- Made three tackles (two solo) including one sack, two tackles for loss and two quarterback hits vs. San Francisco (10/25)
- Recorded his fourth sack of the season at Indianapolis (11/8) where he also had one pass defended, one quarterback hit and one tackle for a loss
- Made four tackles (three solo) and had a hit on the quarterback vs. Tennessee (11/23)
- Sacked Peyton Manning for his fifth sack of 2009 and made two solo tackles and had one pass defended vs. Indianapolis (11/29)
- Had his best game of the 2009 season, recording six solo tackles, two sacks for 14 yards lost, three tackles for loss, one hit on the quarterback and one forced fumble vs. Seattle (12/13)
- Recovered a fumble at St. Louis (12/20)

2008 (Houston 16/16):

- Finished the season with 53 solo tackles and a team-high 12.0 sacks and forced four fumbles
- Voted to his first Pro Bowl, where he started at defensive end for the AFC squad
- Accounted for 12 of the team's 25 sacks on the year
- 12.0 sacks led all AFC defensive ends
- Had four games with multiple sacks
- Recorded six solo tackles including two sacks, one of which forced a fumble when he hit Steelers QB Ben Roethlisberger in the second quarter at Pittsburgh (9/7)
- Totaled five tackles, two solo at Tennessee (9/21)
- Registered one solo tackle and five quarterback hurries at Jacksonville (9/28)
- Totaled four tackles with two sacks vs. Indianapolis (10/5)
- Recorded four tackles including two sacks vs. Miami (10/12)
- Registered three solo tackles, including his seventh sack of the season vs. Cincinnati (10/26)
- Totaled three solo tackles, including his eighth sack of the season at Minnesota (11/2)
- Posted six total tackles, including three sacks and one forced fumble on Monday Night Football vs. Jacksonville (12/1)

2007 (Houston 16/16):

- Earned Associated Press All-Pro second team honors
- Selected as an alternate to the Pro Bowl
- Finished with a franchise-record 14.0 sacks passing former Texan Jeff Posey, who recorded 8.0 total sacks in 2002
- Made 59 total tackles, two forced fumbles, a fumble recovery and scored his first career touchdown
- Named AFC Defensive Player of the Week in Week 1 and Week 15
- Established a Texans single-game sack record with 3.5 against Denver (12/13)
- Set a Texans record by recording a sack in six straight games
- Started vs. Kansas City (9/9) and opened the season with two sacks and had a fumble recovery he returned for a 38-yard touchdown
- Honored by the Associated Press as the NFL Player of the Week for his performance
- Also honored as the AFC Defensive Player of the Week for Week 1
- Made three total tackles (one solo) and one sack vs. Miami (10/7)
- Finished with six total stops, three solo, and one sack, which forced a fumble vs. New Orleans (11/18)
- Started at Cleveland (11/25) and made four solo tackles and one sack, which forced a fumble
- Finished with season-high seven tackles, three solo, and registered 2.5 sacks at Tennessee (12/2)
- Recorded six total tackles, four solo, and sacked QB Luke McCown late in the fourth quarter vs. Tampa Bay (12/9)

WILLIAMS, MARIO



2006 (Houston 16/16):

- Was the only Texans defensive lineman to start every game
- Set a Texans rookie record with 4.5 sacks, topping DE Jason Babin's 4.0 sacks in 2004
- Sack total ranked him second on the team behind Babin, who had 5.0 in 2006
- Led all Texans defensive linemen with 47 tackles, including 35 solos
- Recorded a sack in three consecutive games, matching the second-longest streak in team history
- Recorded his first career sack vs. Miami (10/1)
- Finished with a season-high six tackles at Dallas (10/15), including five solos
- Recorded two total tackles, including a sack, and recovered his first career fumble late in the third quarter to set up a touchdown vs. Jacksonville (10/22)
- Registered three total tackles at New York Giants (11/5), including a six-yard sack of Giants QB Eli Manning, his third sack in as many games
- Forced a fumble for the first time vs. Indianapolis (12/24) as part of a five-tackle performance

COLLEGE:

- Set the N.C. State career record with 55.5 stops for losses of 237 yards
- Topped the old mark of 45 for minus-269 yards by Carl Reeves (1991-94)
- Shattered the previous State season-record of 21 with 27.5 stops behind the line of scrimmage in 2005
- Broke school career sack record with 26.5
- All-American first-team selection by The NFL Draft Report and Sports Illustrated as a junior in 2005
- Voted the team's Most Valuable Player
- Set a school season record, as he led the ACC and ranked fourth in the nation with 14.5 sacks for minus-75 yards as a senior

PERSONAL:

- Attended Richlands (N.C.) High School where his No. 82 jersey was retired.
- 2002 Associated Press All-State choice
- Chosen to the 2002 North Carolina Shrine Bowl team, where he notched four sacks
- Recorded 87 tackles, 13 sacks, 22 stops for losses, five forced fumbles, two fumble recoveries, and five blocked kicks as a senior for the Wildcats
- Also played running back as a senior and rushed for 590 yards and three touchdowns on 58 carries
- Recorded over 100 tackles as a junior
- Graduated from high school in December 2002 and attended the Gator Bowl with North Carolina State

Williams' 2010 Season Statistics

Date, Opp	G	GS	Tackles				Sk	Yds	Interceptions				Fumbles			
			Tot	Solo	Asst				No	Yds	Lg	TD	FF	FR	Yds	TD
9/12 vs. IND	1	1	4	2	2	1.0	7.0	0	0	0	0	0	0	0	0	0
9/19 @ WAS	1	1	4	3	1	3.0	23.0	0	0	0	0	2	0	0	0	0
9/26 vs. DAL	1	1	0	0	0	0.0	0.0	0	0	0	0	0	0	0	0	0
10/3 @ OAK	1	1	2	2	0	1.0	11.0	0	0	0	0	0	1	0	0	0
10/10 vs. NYG	1	1	3	2	1	0.0	0.0	0	0	0	0	0	0	0	0	0
10/17 vs. KC	1	1	3	3	0	0.0	0.0	0	0	0	0	0	0	0	0	0
11/1 @ IND	1	1	1	1	0	0.0	0.0	0	0	0	0	0	0	0	0	0
11/7 vs. SD	1	1	2	1	1	0.5	2.5	0	0	0	0	0	0	0	0	0
11/14 @ JAX	1	1	1	0	1	0.0	0.0	0	0	0	0	0	0	0	0	0
11/21 @ NYJ	1	1	4	4	0	2.0	11.0	0	0	0	0	0	0	0	0	0
11/28 vs. TEN	1	1	2	2	0	1.0	0.0	0	0	0	0	0	0	0	0	0
12/2 @ PHI	1	1	2	2	0	0.0	0.0	0	0	0	0	0	0	0	0	0
12/13 vs. BAL	1	1	0	0	0	0.0	0.0	0	0	0	0	0	0	0	0	0
12/19 @ TEN									INJURED RESERVE							
12/26 @ DEN									INJURED RESERVE							
1/2/11 vs. JAX									INJURED RESERVE							
2010 Totals	13	13	28	22	6	8.5	54.5	0	0	0	0	2	1	0	0	0

Williams' Career Statistics

Year	Team	G	GS	Tackles				Sk	Yds	Interceptions				Fumbles			
				Tot	Solo	Asst				No	Yds	Lg	TD	FF	FR	Yds	TD
2006	Hou	16	16	47	35	12	4.5	20.5	0	0	0	0	4	1	1	0	0
2007	Hou	16	16	59	43	16	14.0	82.5	0	0	0	0	1	2	1	0	1
2008	Hou	16	16	53	44	9	12.0	82.0	0	0	0	0	0	4	0	0	0
2009	Hou	16	16	43	38	5	9.0	52.0	0	0	0	0	3	2	1	0	0
2010	Hou	13	13	28	22	6	8.5	54.5	0	0	0	0	2	1	0	0	0
2011	Hou	0	0	0	0	0	0.0	0.0	0	0	0	0	0	0	0	0	0
NFL Totals		77	77	230	182	48	48.0	291.5	0	0	0	0	10	10	3	0	1

Single Game Highs

Tackles

7 vs. New York Jets (9-13-09)

7 vs. Denver (12-13-07)

7 @ Tennessee (12-2-07)

6, five times, most recent:

6 vs. Jacksonville (12-1-08)

Sacks

3.5 vs. Denver (12-13-07) J. Cutler

3.0 Twice; last: @ Washington (9-19-10) D. McNabb

2.5 @ Tennessee (12-2-07) V. Young

Forced Fumbles

1, 10 times, most recent:

1 at Oakland (10-3-10)

1 vs. Seattle (12-13-09)

1 vs. Oakland (10-4-09)

Fumble Recoveries

1 @ St. Louis (12-20-09)

vs. Kansas City (9-9-07)

1 vs. Jacksonville (10-22-06)

Touchdowns

1 vs. Kansas City (38-yard FR, 9-9-07)

Passes Defensed

2 @ Washington (9-19-10)

1, Seven times, most recent:

1 @ Indianapolis (11-8-09)

1 vs. New York Jets (9-13-09)



73 ERIC WINSTON TACKLE

Height: 6-7 | Weight: 317 | College: Miami, Fla. |
Hometown: Midland, Texas | 6th NFL Season |
6th with Texans | Age as of Kickoff Weekend 2011: 27 |
Acquired: D3b, 2006 (66th overall) | 2011 GP/GS: 0/0 |
Career GP/GS: 75/70 | Teams: Houston, 2006-11 |

TRANSACTIONS: Selected by Houston Texans in third round (66th overall) of 2006 NFL draft...Signed by Texans on July 23, 2006...Re-signed by Texans on September 6, 2008.

HONORS:

- 2007 USA Today AFC All-Joe Team

CAREER:

- Started the past 70 games as Houston's right tackle
- Blocked for two 1,000-yard rushers
- Part of a top-five NFL offense each of the last three years

2010 (Houston 16/16):

- Helped clear holes for running back Arian Foster to rush for a team-record 1,616 yards
- Helped pave the way for Foster's franchise record 231 yards rushing vs. Indianapolis (9/12)
- Provided pocket protection for quarterback Matt Schaub, enabling him to throw for a franchise-record 497 yards and three touchdowns at Washington (9/19)
- Provided protection for Schaub during his AFC Player of the Week performance vs. Kansas City (10/17)
- Helped block for Foster's seventh 100-yard game of the season and 489 yards of total offense against Baltimore on Monday Night Football (12/13)
- Paved the way for Foster to rush for 180 yards vs. Jacksonville (1/2) and wrap up the 2010 NFL rushing title

2009 (Houston 16/16):

- Helped protect Schaub, allowing him to set a career-high with four touchdown passes at Tennessee (9/20)
- Protected Schaub as he threw for a season-high 392 yards at Cincinnati (10/18)
- Protected Schaub vs. Tennessee (11/23) when he had his second consecutive 300-yard passing game
- Helped the offense gain over 300 yards for the 11th consecutive game at Jacksonville (12/6)

2008 (Houston 16/16):

- Part of an offensive line that saw all five members start every game together for the

first time in team history

- Helped the offense average 382.1 yards per game, which ranked third in the NFL
- Paved the way for rookie RB Steve Slaton to rush for a Texans rookie record 1,282 yards
- Teamed with RG Mike Brisiel to help the rushing attack average 5.1 yards per carry to the right side of the line, good for third-best in the league
- Helped Slaton rush for his first 100-yard game at Tennessee (9/21)
- Helped the offense gain more than 400 yards in back-to-back games vs. Miami (10/12) and vs. Detroit (10/19)
- Part of an offensive line that helped Slaton set a Texans rookie record with 156 rushing yards at Indianapolis (11/16)
- Helped the offense gain a franchise-record 549 yards at Green Bay (12/7)
- Part of the line that helped Slaton run for his third consecutive 100-yard game and WR Andre Johnson record the first 200-yard receiving game in team history vs. Tennessee (12/14)

2007 (Houston 16/16):

- One of three Texans offensive linemen to start every game
- Part of the Texans offensive line that reduced the number of sacks allowed by 21 from 2006 to 2007, going from 43 in 2006 to 22
- The 21-sack decrease from 2006 to 2007 was the third-best improvement for any line in the NFL with only Cleveland and Oakland improving more
- Started on kickoff weekend against Kansas City (9/9) for the first time in his NFL career

2006 (Houston 12/7):

- Started the final seven contests at right tackle and played a key part in a rushing attack that produced more than 100 yards on the ground in five of the last seven games.
- Made his professional debut as a reserve lineman at Dallas (10/15)
- Made first career start at right tackle against Buffalo (11/19) and helped the team rush for 188 yards, the third-best total in franchise history.

COLLEGE:

- Began his Miami (Fla.) career as a tight end
- Injury during junior season limited play
- Helped lead a highly ranked offense in his three full seasons
- All-American first team selection by Walter Camp, American Football Coaches Association (AFCA) and Sports Illustrated as a senior in 2005, adding second-team honors from the Associated Press
- All-Atlantic Coast Conference first team pick and recipient of the Jacobs Trophy, given to the ACC's top offensive lineman

PERSONAL:

- Team won three consecutive Texas Class 5A titles at Midland Lee High School
- SuperPrep National Elite 50 Team
- Houston Chronicle Texas Top 100
- First-Team All-American by ESPN.com
- First-Team All-USA Today
- Caught 20 passes for 210 yards and three touchdowns as a senior
- Made 13 catches for 325 yards and one touchdown as a junior

Winston's Career Statistics

Games/Starts: 2006: 12/7 2007: 16/16, 2008: 16/16, 2009: 16/16, 2010: 16/16, Total: 75/70.



HOUSTON TEXANS

2011 DRAFT PICKS





99 J.J. WATT DEFENSIVE END

Height: 6-5 | Weight: 290 | College: Wisconsin |
Hometown: Pewaukee, Wisconsin | Rookie |
1st with Texans | Age as of Kickoff Weekend 2011: 22 |
Acquired: D1, 2011 (11th overall) | 2011 GP/GS: 0/0 |
Career GP/GS: 0/0 | Teams: Houston, 2011 |

TRANSACTIONS: Selected by Houston Texans in the first round (11th overall) in the 2011 NFL Draft...signed by the Texans on July 31, 2011.

COLLEGE:

- Started all 26 games he played in for the Badgers at strong-side defensive end, recording 106 tackles (74 solos) with 11.5 sacks for minus 75 yards, 36.5 stops for losses of 144 yards and 28 quarterback pressures...recovered five fumbles (one with Central Michigan) and caused four others...blocked four kicks and deflected 13 passes.
- All-American first-team selection by The NFL Draft Report, earning second-team honors from the Associated Press and *Sports Illustrated*...consensus All-Big Ten Conference first-team choice...named the most underrated defensive player in the country at his position by The NFL Draft Report.
- Recipient of the Lott IMPACT Trophy and was also named Lott IMPACT Player of the Week for his performance vs. Ohio State...added Bronko Nagurski Trophy and Bednarik Award watch list honors.
- Started all 13 games in 2010 at strong-side defensive end, finishing second on the team with 62 tackles (42 solos) while leading the Badgers with seven sacks for minus 56 yards, finishing third nationally with 21.0 stops for losses totaling 91 yards...credited with 19 quarterback pressures, as he also blocked three kicks...deflected eight passes and intercepted another for a 15-yard return...caused four fumbles and

recovered two others.

- Sophomore All-American and second-team All-Big Ten Conference selection by The NFL Draft Report in 2009, earning All-Big Ten honorable mention from the league's coaches and media...also chosen Academic All-Big Ten.
- Started all 13 games at strong-side defensive end...recorded 44 tackles (32 solos) and finished second on the squad with 15.5 stops for losses totaling 53 yards, ranking eighth in the conference...finished third on the squad with 4.5 sacks for minus 19 yards, adding 13 quarterback pressures...recovered a pair of fumbles, deflected five passes and blocked one kick.
- Named UW Special Teams Player of the Week for his performance vs. Michigan...named Big Ten Defensive Player of the Week for his performance vs. Hawaii.

PERSONAL:

- Life Sciences Communication major, earning Academic All-Big Ten Conference honors.
- Attended Pewaukee (Wisc.) High School...earned All-Woodland Conference, All-Area and All-Parkland County honors as a senior while garnering All-State accolades...received Woodland Conference Player of the Year recognition in 2006.



58 BROOKS REED LINEBACKER

Height: 6-3 | Weight: 263 | College: Arizona |
Hometown: Tucson, Ariz. | Rookie |
1st with Texans | Age as of Kickoff Weekend 2011: 24 |
Acquired: D2a, 2011 (42nd overall) | 2011 GP/GS: 0/0 |
Career GP/GS: 0/0 | Teams: Houston, 2011 |

TRANSACTIONS: Selected by Houston Texans in the second round (42nd overall) in the 2011 NFL Draft...signed by the Texans on July 31, 2011.


COLLEGE:

- Started 34-of-45 games, recording 114 tackles (61 solo), 17 sacks and 25 tackles for loss for his career...also forced four fumbles and deflected four pass attempts.
- Earned first-team All-Pac-10 honors after starting all 13 games in his senior season with the Wildcats, tallying a career-best 47 tackles, 6.5 sacks and 10 tackles for loss...registered two pass breakups and one forced fumble
- Named to preseason watch lists for the Rotary Lombardi Award and the Ted Hendricks Award in 2009
- Started 8-of-10 games, recording 23 tackles (19 solo), two sacks and five stops, contributing to a defensive unit that ranked fourth in the Pac 10 and 29th nationally in yards per game allowed (120.5)
- Enjoyed a breakout season as a sophomore in 2008 when he started all 13 games at defensive end and garnered an All-Pac-10 honorable mention, as he delivered 38 tackles (26 solos) with 9.5 stops for losses for 59 yards and a team-high eight sacks for 57 yards and added three forced fumbles, a quarterback hurry and two pass deflections
- Switched to defensive end in 2007 after opening the season contending for H-back duty

- Saw action in the final nine games of the season as a backup defensive end and on special teams and delivered seven tackles (four solos) with one assisted sack for five yards
- Redshirted in 2006

PERSONAL:

- Attended Sabino High School (Tucson, Az), playing football for head coach Jay Campos.
- Helped the Sabercats to an 8-3 record as a junior in 2004 and earned first-team all-league, honorable mention all-state and Arizona Daily Star All-Southern Arizona honorable mention as a junior while rushing for 350 yards and seven touchdowns
- Led the Sabercats to a 10-4 overall record as a senior in 2005...earned Tucson Citizen first-team All-3A-4A and Arizona Daily Star first-team All-Southern Arizona while posting 38 tackles and three sacks from the defensive line as a senior
- Earned SuperPrep All-America and All-West running back while gaining 377 yards and five touchdowns on 57 carries and 143 yards and one touchdown on 12 receptions as a senior
- Arizona Football Coaches Association first-team All-State 4A and SuperPrep All-Farwest
- Majored in geography at Arizona.

**26****BRANDON HARRIS**
CORNERBACK

Height: 5-10 | Weight: 191 | College: Miami (Fla.) |
Hometown: Miami, Florida | Rookie |
1st with Texans | Age as of Kickoff Weekend 2011: 21 |
Acquired: D2b, 2011 (60th overall) | 2011 GP/GS: 0/0 |
Career GP/GS: 0/0 | Teams: Houston, 2011 |

TRANSACTIONS: Selected by Houston Texans in the second round (60th overall) in the 2011 NFL Draft...signed by the Texans on July 31, 2011.

COLLEGE:

- Started 32-of-39 games, recording 132 tackles, nine tackles for loss, four interceptions, five forced fumbles, two sacks and 28 pass break-ups
- Named a semifinalist for the Jim Thorpe Award (nation's top defensive back) for the second consecutive year as a junior after starting all 13 games, recording 44 tackles and a team-high 10 pass breakups en route to a second-team All-ACC selection
- Helped the Hurricanes lead the Atlantic Coast Conference and rank third in the country in pass yards, allowing just 150.5 per game
- Additionally, the unit finished first in the league and fifth in the nation in pass efficiency defense (99.12 avg.)
- Started all 13 games in 2009 and placed third on the team with 58 tackles (40 solos), including one sack for five yards and six stops for losses for 12 yards...gained 10 yards on two interceptions...caused three fumbles and returned two kickoffs for 63 yards
- Led the ACC and ranked second nationally with 1.3 passes defended per contest as a sophomore...also tied for second nationally in pass breakups (15) and third in passes defended (17), earning him All-American and first-team All-ACC honors... semifinalist

- for the Jim Thorpe Award, presented annually to college football's top defensive back
- Saw action in all 13 games and started six contests at left cornerback his freshman year...finished eighth on the team with 30 tackles (22 solos), including one sack for seven yards and two stops for losses totaling 11 yards and deflected three pass attempts and intercepted another, gaining 25 yards on the return
- Contributed 274 yards on 13 kickoff returns (21.08 avg.)
- Earned Academic All-Atlantic Coast Conference honors in his first season.

PERSONAL:

- Attended Booker T. Washington High School in Miami
- Named Florida's Gatorade Player of the Year, Dade County's 6A-4A Defensive Player of the Year and the Miami Herald's Miami-Dade County Male Athlete of the Year as a senior
- Added All-American honors by Prep Star and EA Sports, and was listed as a member of the Atlanta Journal-Constitution Super Southern 100 team
- In 2007, the Booker T. Washington Tornadoes turned in a perfect 14-0 record and claimed the Florida Class-4A state championship title while finishing sixth in USA Today's final national rankings

**36****ROC CARMICHAEL**
CORNERBACK

Height: 5-10 | Weight: 182 | College: Virginia Tech |
Hometown: Clinton, Maryland | Rookie |
1st with Texans | Age as of Kickoff Weekend 2011: 22 |
Acquired: D4, 2011 (127th overall) | 2011 GP/GS: 0/0 |
Career GP/GS: 0/0 | Teams: Houston, 2011 |

TRANSACTIONS: Selected by Houston Texans in the fourth round (127th overall) in the 2011 NFL Draft...signed by the Texans on July 31, 2011.


COLLEGE:

- Started 27-of-54 games in his career when he recorded 115 tackles (75 solo), 16 deflections, 10 interceptions for 158 yards in returns (17.6 avg.), 6.5 stops for losses for 34 yards, three quarterback pressures and one sack and returned two interceptions for touchdowns to rank fourth on the school's all-time list.
- Earned second-team All-American and All-ACC first-team preseason honors in 2010
- Totaled 26 tackles (19 solo) while ranking second on the team with four interceptions for 87 yards in returns and a touchdown and broke up seven passes and was selected as the ACC Defensive Player of the Week once
- Named a second-team All-ACC selection by the NFL Draft Report in 2009 and was the recipient of the Don Williams Team United Award, given to the defensive player who put the team first...ranked sixth on the team in tackles with 55 (31 solo) to go along with six deflections and six interceptions...
- Led the Hokies in interceptions while placing second in the ACC and tied for 11th nationally and his six interceptions also ranked seventh on the school's single-season record list
- Played in every game in 2008 and made 12 tackles (8 solos) with two pass deflections on defense, while posting five more stops on the kickoff coverage squad.

- Appeared in all 14 games in 2007, seeing action on special teams, in addition to cornerback
- Finished with eight tackles (5 solos), including one for a 3-yard loss and also deflected one pass

PERSONAL:

- Graduated with a degree in Human Development and is presently working on a second undergraduate degree (human services)
- Attended Gwynn Park (Brandywine, Md.) High School, lettering three times for the varsity as a defensive back and running back
- Totaled 115 tackles with 12 interceptions in three varsity seasons, compiling 1,785 yards and 19 touchdowns rushing
- Received All-Mid Atlantic 47 honors from Super Prep, in addition to garnering All-Conference and All-Region honors
- Cousin, Derrick Hamilton, was a wide receiver at Clemson (2001-03)
- Nicknamed "Roc" as a child by his father



31 SHILOH KEO FREE SAFETY

Height: 5-11 | Weight: 219 | College: Idaho |
Hometown: Everett, Wash. | Rookie |
1st with Texans | Age as of Kickoff Weekend 2011: 23 |
Acquired: D5a, 2011 (144th overall) | 2011 GP/GS: 0/0 |
Career GP/GS: 0/0 | Teams: Houston, 2011 |

TRANSACTIONS: Selected by Houston Texans in the fifth round (144th overall) in the 2011 NFL Draft...signed by the Texans on July 31, 2011.

COLLEGE:

- Started 50-of-55 games at strong safety and recorded 358 tackles (237 solo), one sack and 20 stops for loss totaling 67 yards...gained 168 yards on 11 interceptions and deflected 20 pass attempt and forced three fumbles and recovered six others
- Averaged 11.0 yards on 53 punt returns and 20.3 yards on eight kickoff returns
- Also rushed three times for 98 yards
- Ranks first in Idaho history in career punt return yards (585) and single-season punt return yards (319 in 2007)
- Set a school record after returning a punt 100 yards for a touchdown vs. Northern Illinois... one of just 11 players in Idaho history with over 300 career tackles
- Ranks fifth in school history in tackles (358), tied for sixth in interceptions (11) and eighth in pass deflections (20)
- All-Western Athletic Conference second-team selection in 2010
- Jim Thorpe Award (top college defensive back)...Recipient of Idaho's John Friesz Most Valuable Player Award
- Started 12-of-13 games in 2010 and finished fifth among Vandals defenders with 61 tackles (40 solos), including one sack, 6.5 stops for loss, one forced fumble and

two fumble recoveries...tied for seventh in the conference in interceptions (0.23 per game), gaining 63 yards on three interceptions

- Gained 74 yards on 17 returns, as his average of 4.35 yards per punt return ranked fifth in the WAC and 63rd in the nation...gained 144 yards on seven kickoff returns

PERSONAL:

- Sport Science major
- Attended Archbishop Murphy High School (Everett, Wash.)
- Rushed for 2,946 yards and 37 yards in his two seasons at Archbishop Murphy
- Had eight receptions for 162 yards (20.25 ypc) and another score and completed 7-of-13 pass attempts for 184 yards and four more touchdowns.
- Named the Cascade Conference Defensive Player of the Year as a senior
- All-State 2A choice at defensive back by the Associated Press and All-Conference selection at running back
- Led the Archbishop Murphy Wildcats to a 14-1 overall record in his final season, gaining 1,675 yards with 22 touchdowns



13 T.J. YATES QUARTERBACK

Height: 6-4 | Weight: 220 | College: North Carolina |
Hometown: Marietta, Ga. | Rookie |
1st with Texans | Age as of Kickoff Weekend 2011: 24 |
Acquired: D5b, 2011 (152nd overall) | 2011 GP/GS: 0/0 |
Career GP/GS: 0/0 | Teams: Houston, 2011 |

TRANSACTIONS: Selected by Houston Texans in the fifth round (152nd overall) in the 2011 NFL Draft...signed by the Texans on July 31, 2011.

COLLEGE:

- Threw for 9,377 yards (208.4 average per game), 58 touchdowns and 46 interceptions for his career
- Set 37 Tar Heel records, including single-game, single-season and career records for pass completions and yards
- Became the only Tar Heel to throw for 3,000 yards in a season and 400 yards in three separate games
- Was also the most accurate passer in school history, completing 795-of-1,277 attempts (62.3 percent)
- Completed 282-of-422 attempts in 2010 for career highs of 3,418 yards and 19 touchdowns to go along with nine interceptions
- Completed 23-of-39 attempts for 234 yards, one touchdown and one interception in Carolina's 30-27 double-overtime victory over Tennessee in the Music City Bowl in 2010
- Finished 2009 with 2,136 yards and 14 touchdowns on 214-for-355 passing
- 2,136 yards ranked eighth all-time on UNC's single-season list
- Played in seven games and started six in 2008 and passed for 1,168 yards and 11 touchdowns to just four interceptions on the season

- Completed 60 percent (81-135) of his passes
- Suffered a non-displaced fracture to his left ankle against Virginia Tech and missed the next five games...returned to the starting line-up against NC State and started the final regular season game at Duke and the bowl game vs. West Virginia.

PERSONAL:

- Communications major
- Attended Pope High School
- Completed 160 of 289 passes (57 percent) for 2,305 yards and 17 touchdowns as a senior, his only year on the football team
- Rushed for 292 yards and seven scores and punted 34 times for 1,237 yards (36.8 avg.) with a long of 68
- Named first-team all-region and the Cobb County Touchdown Club Offensive Player of the Year
- Earned Atlanta Metro First-Team All-Area honors
- Also played basketball and averaged 18 points, six rebounds and six assists at small forward



75 DEREK NEWTON TACKLE

Height: 6-6 | Weight: 314 | College: Arkansas State |
Hometown: Utica, Mississippi | 1st NFL Season |
1st with Texans | Age as of Kickoff Weekend 2011: 23 |
Acquired: D7, 2011 (214th overall) | 2011 GP/GS: 0/0 |
Career GP/GS: 0/0 | Teams: Houston, 2011 |

TRANSACTIONS: Selected by Houston Texans in the seventh round (214th overall) in the 2011 NFL Draft...signed by the Texans on July 31, 2011.

COLLEGE:

- Earned first-team All-Sun Belt accolades after starting all 12 games at right tackle in 2010
- Garnered second-team All-Sun Belt honors in 2009 and received the Gary Withrow Award, given to the Red Wolves' most outstanding offensive lineman
- Was the only lineman on the team to start every game in 2009 and helped lead the Red Wolves to 21 rushing touchdowns, the third most in the conference
- Paved the way for three different ASU players rushing for over 100 yards in at least one game

- Was part of ASU's line that helped the offense gain its most yards of total offense (484) against an FBS opponent since the 2007 season
- Redshirted in 2008
- First Team All-State selection at Hinds Community College
- Played in the Mississippi Junior College All-Star Game

PERSONAL:

- Helped lead Hinds Agricultural High School to a 10-0 regular-season record during senior season, earning All-Metro and All-District honors
- Named Most Improved Player as a senior as well



57 CHETA OZOUGWU INSIDE LINEBACKER

Height: 6-2 | Weight: 255 | College: Rice |
Hometown: Houston, Texas | 1st NFL Season |
1st with Texans | Age as of Kickoff Weekend 2011: 22 |
Acquired: D7, 2011 (254th overall) | 2011 GP/GS: 0/0 |
Career GP/GS: 0/0 | Teams: Houston, 2011 |

TRANSACTIONS: Selected by Houston Texans in the seventh round (254th overall) in the 2011 NFL Draft...signed by the Texans on July 31, 2011...placed on injured reserve with a foot injury on Sept. 1, 2011.

COLLEGE:

- Registered 197 tackles (120 solo), 26 tackles for loss, 11 sacks, 15 quarterback hurries and four forced fumbles for his career
- Earned All-C-USA first-team honors by the league coaches and was one of 30 candidates for the 2010 Lowe's Senior CLASS Award
- Named to the ESPN Academic All-District VI Football Team
- Rice's honoree for the fall C-USA Spirit of Service awards
- Named to the 2010 Arthur Ashe Sports Scholar Awards second team and Rice's nominee for the AFCA Good Works Team.
- Tied for second in C-USA in 2010 with three forced fumbles, all strips of the quarterback.
- Earned honorable mention All-C-USA honors from the league coaches in 2009 after setting career highs for tackles (61), tackles for loss (10.5) and sacks (4.5)
- His 61 tackles ranked second among conference defensive linemen
- Tied with fellow DE Scott Solomon for eighth in C-USA with .88 TFL per game
- Tied with fellow end Scott Solomon in 2008 for the defensive line lead with 40 tackles

- Second on the team with 3.5 sacks and tied for second with six tackles for loss (both career highs)
- Earned honorable mention freshman All-American designation from The Sporting News and C-USA freshman honors from the conference media in 2007
- Finished seventh on the team and second among linemen, with 43 tackles, despite missing the first two games of the year with an injury
- Recorded 37 of his tackles in conference action
- Named to the C-USA Honor Roll.


PERSONAL:

- Majored in economics
- Attended Alief Taylor High School (Houston, Texas)
- Finished his senior year with 117 tackles, including 19 for loss (5 sacks) as Taylor reached the state playoffs
- Selected to play in the 2007 Bayou Bowl against a team of all-stars from Louisiana
- Also played basketball and ran track
- All-District 18-5A and All-Greater Houston selection...
- Earned academic all-district honors
- Member of the Houston Chronicle's Top 100

HOUSTON TEXANS

ROOKIE FREE AGENTS AND
FIRST-YEAR PLAYERS





61 THOMAS AUSTIN GUARD

Height: 6-4 | Weight: 310 | College: Clemson |
Hometown: Camden, S.C. | 1st NFL Season |
1st with Texans | Age as of Kickoff Weekend 2011: 24 |
Acquired: FA-'11 | 2011 GP/GS: 0/0 | Career GP/GS: 0/0 |
Teams: Minnesota, 2010; New England, 2010; Houston, 2011 |

TRANSACTIONS: Signed with Minnesota Vikings on April 25, 2010...released by Vikings on Sept. 4, 2010...signed by Vikings to practice squad on Sept. 5, 2010...released by Vikings on Sept. 6, 2010...signed by New England Patriots to practice squad on Sept. 29, 2010...signed by Patriots on January 19, 2011...released by Patriots on Sept. 3, 2011...signed by Houston Texans on Sept. 4, 2011.

COLLEGE:

- 2009 All-Atlantic Coast Conference Second team
- Helped Clemson rank in the top 25 in the nation in scoring offense and had a school record streak of 6 straight games with at least 34 points
- Preseason All-America and Outland Trophy candidate heading into his senior season
- Second-Team All-ACC center by AP/ACSMA as a junior
- 2008 First-team Academic All-ACC selection and Three-time ACC Offensive Lineman-of-the-Week, bringing his career total to 5
- Led the team in knockdown blocks (98) for the 2nd-straight year
- Led or tied for the lead in knockdown blocks in each of the last six games of the regular season and started 12 games during his sophomore season in 2007
- Played just one game at center in his high school career and none at center prior to 2007 season at Clemson for the ACC's top-scoring offense
- Honorable mention sophomore All-American by CollegeFootballNews.com

- Won ACC Offensive Lineman-of-the-Week honors for the South Carolina game
- Ranked 3rd on the team in offensive snaps (780)
- Red-shirted as a freshman in 2005 and was voted scout team player-of-the-year on offense by the coaching staff
- Named to the Academic Honor Roll for the 2005 fall semester.

PERSONAL:

- All-State selection as a senior at Camden (S.C.) High School
- Upstate Lineman-of-the-Year as a senior
- All-county, all-region, and all-area selection as a junior and senior
- Played every position on the offensive line in high school
- Three-year letterman in wrestling who won the AAA state wrestling title as a junior and had a 66-4 career record
- Four-year letterman in football; he played on the AAA state championship team as a freshman offensive tackle



50 BRYAN BRAMAN OUTSIDE LINEBACKER

Height: 6-5 | Weight: 230 | College: West Texas A&M |
Hometown: Aldine, Texas | Rookie |
1st with Texans | Age as of Kickoff Weekend 2011: 24 |
Acquired: CFA-'11 | 2011 GP/GS: 0/0 |
Career GP/GS: 0/0 | Teams: Houston, 2011 |

TRANSACTIONS: Signed with Houston Texans on July 28, 2011.

COLLEGE:

- Played defensive end for Long Beach City College in 2007 and 2008
- In 2008, he earned first team SCFA all-Southern Conference honors after having recorded 24 tackles (23 solo, one assisted) in 2008, while seeing action in eight games
- Had 42 solo stops to his credit to go along with 5.5 tackles for loss, one pass breakup, two fumble recoveries and 1.5 sacks
- Established a new single-game high with eight tackles against North Carolina, including a sack
- In 2006, he redshirted at Idaho

PERSONAL:

- Was a standout defensive end for coach Mark Hester at Spokane (Washington) Shadle Park HS.
- He majored in Sports & Exercise Sciences at WTAMU

**2**

BRETT HARTMANN

PUNTER

Height: 6-2 | Weight: 226 | College: Central Michigan |
Hometown: Menomonee Falls, Wisc. | Rookie |
1st with Texans | Age as of Kickoff Weekend 2011: 24 |
Acquired: CFA-'11 | 2011 GP/GS: 0/0 |
Career GP/GS: 0/0 | Teams: Houston, 2011 |

TRANSACTIONS: Signed with Houston Texans on July 28, 2011...waived by Texans on Aug. 30, 2011...signed with Texans on Sept. 5, 2011.

COLLEGE:

- Central Michigan's Punter for three years; also handled kickoff duties
- Appeared in 50 career games of the Chippewas, punting 153 times for an average of 39.5 yards including a career long of 65 yards during his sophomore season
- Named Central Michigan's Special Team Player of the Year in 2010
- Booted a 2010 season-long 62-yard punt at Eastern Michigan (9/18)
- Punted a career-high nine times at Virginia Tech (10/9)
- Twice named MAC West Division Special Teams Player of the Week
- Made nine tackles (seven solo) during his college career

PERSONAL:

- Four-year letterman in H.S. where he was a four-year starter at kicker and punter and two-year starter at tight end
- Three-time all-conference selection as a kicker and two-time honoree as a tight end
- Two-time all-county tight end and kicker
- All-suburban pick as a kicker, punter and tight end
- All-area honors as a tight end and punter and all-region pick at tight end.