



2013 *Mets* MEDIA GUIDE



A group of New York Mets players in white uniforms and blue caps are huddled together on a baseball field, celebrating. The scene is dynamic with motion blur in the background. The text "LET'S GO METS" is overlaid in large white letters.

LET'S GO METS



OFFICIAL SOFT DRINK OF THE
NEW YORK METS



PEPSI, the Pepsi Globe and LIVE FOR NOW are trademarks of PepsiCo, Inc. Major League Baseball trademarks and copyrights are used with permission of Major League Baseball Properties, Inc. Visit MLB.com. © 2013 MLBPA Official Licensee — Major League Baseball Players Association.

LIVE FOR NOW™



TABLE OF CONTENTS

2013 METS MEDIA GUIDE

Table of Contents	1
Community Outreach	2-7
Club Directory	9-14

OFFICE OF THE CHAIRMAN

Office of the Chairman	17
Partners & Board of Directors	18
Office of the Chairman Staff	19

FRONT OFFICE & MEDICAL

Business Executives	22-26
Baseball Executives.....	27-30
Medical Staff/Consultants/Training Staff	31-35
Mets Staff	39-48
Metropolitan Hospitality.....	49
Sterling Equities	50
Florida Operations.....	51
Brooklyn Cyclones.....	52
Queens Ballpark Company, L.L.C.	53

MANAGER & COACHES

Terry Collins	56-57
Coaches	58-69
Bullpen Catchers	70

2013 NEW YORK METS

Player Biographies	72-229
40-man Roster	230-232

SCOUTING & MINOR LEAGUES

Scouting Staff.....	234-238
Minor Leagues & Player Development Staff.....	239-246
Minor League Organizational Leaders	247
Minor League Affiliate Directory	248
Las Vegas (AAA) 51s	249-251
Binghamton (AA) Mets.....	253-256
St. Lucie (A) Mets.....	257-260
Savannah (A) Sand Gnats	261-264
Brooklyn (A) Cyclones	265-267
Kingsport (R) Mets	268-270
Gulf Coast (R) League	271-272
Dominican Summer League Mets #1	273-275
Dominican Summer League Mets #2	276-278
Doubleday/Sterling Award Winners.....	279-281
Minor League Player Biographies.....	283-340

2012 YEAR IN REVIEW

Home Attendance	342
Day-by-Days	343-345
Chronology	346-348
Final Stats/Miscellaneous Charts	349-350
Mets vs. Left/Right/Home/Road/Day/Night	351-356
Batting with RISP/Bases Loaded	357-360
Fielding	361-362
Highs & Lows	363-364
Major League Standings	366
NL/AL League Leaders	367-382

HISTORY

The 1964 All-Star Game.....	384-385
Mets All-Star Selections	386-387
Mets Hall of Fame/Mets Retired Numbers	388-394
Mets National League Award Winners	395-396
Mets All-Time Roster & Numerical Roster	397-410
Mets Uniform History	411-414
Mets Firsts/Polo Grounds/Shea Stadium/Citi Field	415-422
All-Time Batting/Pitching Leaders	423-424
Single-Season Batting/Pitching Leaders.....	425-426
Rookie Batting/Pitching Leaders.....	427-428
All-Time Leaders	429-430
National League Leaders	430
All-Time Team Statistics	431-432
Yearly Batting/Pitching Leaders.....	433-436
Year-by-Year Records	437
All-Time Win/Loss Breakdown.....	438-439
Historical Records	440-447
No-Hitters & One Hitters in Mets History.....	448
Opening Day Results/Line-Ups.....	449-451
Attendance Records	452-454
Important Dates in Mets History	455-460
Mets vs. NL/AL Opponents.....	461-490
When Was The Last Time	491-492
Year-by-Year Pinch-Hit/Grand Slam Home Runs	493-494

POSTSEASON

Game by Game Results	496-532
Postseason Records	533-540

MEDIA

SNY/PIXI 1/WFAN Radio/ESPN Deportes Radio	542-548
Mets on the Air	549-550
Spring Training Information	551-554
Citi Field Diagram	555
Media Information	556-557
Filler Index.....	558-559
2013 New York Mets Schedule	560

New York Mets
Citi Field
Flushing, NY 11368
718-507-METS

web: mets.com / losmets.com
Twitter: @Mets / @LosMets
Facebook: [Facebook.com/mets](https://www.facebook.com/mets)
Instagram: [Instagram.com/mets](https://www.instagram.com/mets)



Media Relations Department
718-565-4330

Jay HorwitzVice President, Media Relations
Shannon FordeSr. Director, Media Relations
Danielle ParilloDirector, Communications
Ethan WilsonAsst. Director, Media Relations
Robert HinesManager, Media Relations
Jon KerberCoordinator, Media Relations

The New York Mets 2013 Media Guide was prepared by the Mets Media Relations Department: Jay Horwitz, Shannon Forde, Ethan Wilson, Jon Kerber and Robert Hines; and interns: Clark Williams, Christopher Morin, Justin Piserchia, Troy Watson. Editorial assistance provided by: Jill Grabill, Danielle Parillo, Tyler Maland, Lewis Shaine, Alicia Dalton and Greg Callow. Design & Desktop Publishing by Stacey Cucuzza and Shannon Forde. Cover by Stacey Cucuzza & Jon Giebler. On the cover: Players who were named an All-Star three or more times as a Met, current All-Star Mets and 2012 NL Cy Young Award Winner and All-Star R.A. Dickey. Photography by Marc S. Levine, AP Photos, Sports Illustrated, The Baseball Hall of Fame & MLB Photos.

Statistics used in the guide were generated by the Elias Sports Bureau, MLB Advanced Media, MLB Information Systems and Stats, Inc.

Copyright 2013 Sterling Mets L.P. All rights reserved. All information is of February 21, 2013.



COMMUNITY OUTREACH

Driven by ownership, the Mets follow the philosophy of “Doing Well While Doing Good” to give back to the community through multiple platforms and initiatives throughout the year in and around New York. Ownership, players, executives and front-office staff leverage the appeal of the Mets to positively impact organizations and individuals in our hometown by addressing social, cultural and educational needs. The Mets work together with the community, our sponsors and partners on a variety of programs involving schools, hospitals, youth baseball leagues, and many other non-profit and civic organizations.



The New York Mets Foundation funds and promotes a variety of educational, social and athletic programs and other charitable causes. Founded in 1963, it continues its mission to invest in the future of our community, and to provide assistance to myriad organizations that benefit children and others in need. A registered 501(c)(3) charity, the Mets Foundation takes no portion of the funds raised to offset internal costs. The New York Mets pay 100% of the Foundation's overhead to ensure that the entirety of a donation is directed toward helping others.



TeamMets is an initiative designed to bring attention to how people can volunteer in their communities. Mets Ownership, front office, players and staff give their time throughout the year working with organizations such as City Harvest, New York Cares, NYC Service and the Everybody Wins! Foundation in support of this program, which is meant to inspire and encourage our fans to consider their own commitment to volunteerism.

★ FUNDRAISING

A NIGHT TO BELIEVE

The Mets hosted their annual Night to Believe fundraiser in the Big Apple section of Citi Field to benefit Project ALS, a non-profit organization renowned for their outstanding leadership in finding and funding treatments and a cure for Lou Gehrig's disease. Last year's event, which featured Mets ambassadors John Franco and Mookie Wilson, raised \$230,000 for a total of over \$2 million in the past 10 years.

RONALD MCDONALD HOUSE

The Mets and the Ronald McDonald House have teamed up for the past eight years to host an “Evening with the Mets” fundraiser at Citi Field that has brought in over \$220,000 for this home-away-from-home for families of seriously ill children undergoing medical treatment.

STARLIGHT NIGHT

The Mets have partnered with ARAMARK the past 10 years to raise over \$1.2 million for the Starlight Children's Foundation, whose mission is to improve the quality of life for children who suffer from critical, chronic and life-threatening illnesses. The event features the wives of Mets players and coaches, a pre-game reception in the Bullpen Plaza, courtesy of ARAMARK, and seating in the Big Apple section of Citi Field as guests of the Mets.



Celebrating the 10th Annual Starlight Children's Foundation Night.

WELCOME HOME DINNER

The Mets hold their annual Welcome Home Dinner at the start of the season to celebrate the return of the team to New York. The players, manager, coaches and the rest of the organization attend the event that features a fundraising auction, raffle and autograph session. This year's gala, scheduled for Monday, April 1 at the Hilton New York will once again benefit the Katz Institute for Women's Health and Katz Women's Hospitals of the North Shore-LIJ Health System and The Leukemia & Lymphoma Society.



Johan Santana poses for a picture with fans.


★ EDUCATION

ANTI-BULLYING

The Mets launched an anti-bullying public service awareness campaign in partnership with NYC Council Member Julissa Ferreras (21st District) designed to educate and support our children about all forms of bullying. The content of the PSA's featuring Mets players was developed in conjunction with StopBullying.gov.

CITI FIELD KIDS

Citi Field Kids is an educational and motivational community-based initiative for New York City's middle and high school students developed by Citi, the Mets and the Jackie Robinson Foundation in 2009 in conjunction with the opening of Citi Field. Kids are treated to a tour of the Jackie Robinson Rotunda led by JRF scholars, motivational speeches from special guests in the Citi Auditorium and a gift bag and lunch prior to the game.



Citi Field Kids also have the chance to throw out the ceremonial first pitch.

FITNESS AND NUTRITION DAY

Thousands of students from the tri-state area are treated to a 45-minute educational program on the Mets annual Fitness & Nutrition Education Day. Mets trainers join representatives from other noteworthy health-conscious organizations to guide students in leading a healthy lifestyle and the importance of exercise. Mr. Met and the Pepsi Party Patrol add to the fun. At the conclusion of the program, the students enjoy an afternoon of baseball.

JACKIE ROBINSON FOUNDATION

The Mets and Citi have built on the team's longstanding relationship with the Jackie Robinson Foundation to support its education and leadership development programs. The Foundation provides extensive mentoring and scholarships for college students who exemplify Jackie's humanitarian ideals and standard of excellence. The Mets established an endowed scholarship in 1996, which is created in perpetuity to assist promising students in reaching their goals through a college education.

POWER LUNCH

Since 2000, Mets employees have visited P.S. 92 in Corona, Queens, to read books and share lunch with the same fourth or fifth grader every week from November through May. The school visits are coordinated by the Everybody Wins! Foundation, a leading non-profit literacy and mentoring organization that pairs adult volunteers with children in elementary schools for weekly reading aloud and conversation. The Mets add a Reading Rally hosted by a Mets player for the entire student body, a Shadow Day at Citi Field to allow the children to see their mentors at work, and an annual fourth grade field trip to the ballpark for a game.



Kirk Nieuwenhuis and Bobby Parnell read to the kids of P.S. 92.



STUDENT ATHLETE LEADERSHIP CONFERENCE SERIES

The Mets Student Athlete Leadership Conference Series trains more than 1,200 student athletes from 35 high schools on Long Island to become positive mentors to elementary school children. The workshops prepare the Student Athlete Leaders for ongoing visits with fifth graders to promote positive activities such as sports while delivering drug and alcohol abuse prevention and anti-bullying messaging.



Daniel Murphy meets with 5th grade students from Long Beach, NY.

WEATHER EDUCATION DAY

The Mets and broadcast television partner PIX11 team up each spring to provide an educational and entertaining program for students prior to a game at Citi Field. The students fill the field level seats behind the visitor's dugout as PIX11 weather experts, Mr. G and Linda Church give an on-field presentation that includes behind-the-scenes insights and an interactive Q & A on the subject of meteorology and forecasting. The event is enhanced by CitiVision and appearances by Mr. Met and the Pepsi Party Patrol.

★ HELPING HANDS



Jeremy Hefner visits with an Amazin' Calls recipient.

AMAZIN' CALLS

Amazin' Calls connects Mets players to fans from all walks of life who have their own special story. Throughout the season a player meets a deserving individual on the field before a game after having extended a personal invitation by phone. Whether a 'thank-you' for an extraordinary accomplishment or to provide a respite from a challenging illness or personal loss, they can look forward to a day at the ballpark just for them.



Ike Davis visits with an Amazin' Calls family.

BLOOD DRIVES

The Mets host annual Winter and Summer blood drives for the New York Blood Center in the Caesars Club at Citi Field. Donors receive two tickets to a Mets game. Over 3,800 pints of blood have been donated by Mets fans since the opening of Citi Field in 2009.



Ike Davis and Mr. Met load the New York Cares truck with donated coats.



Mr. Met visits with blood donors and New York Blood Center staff.

COAT DRIVE

The Mets provide annual support to the New York Cares Coat Drive with their own "Warm-Up" Holiday Coat Drive at Citi Field in December. Fans who donated one or more coats received a pair of tickets to a Mets game. Ike Davis helped volunteers collect 1,267 coats, the most successful one-day coat drive of 2013 for New York Cares.

FEEDING THE BIG APPLE

"Feeding the Big Apple" presented by the Hain Celestial Group is a hunger relief initiative in which Mets players and front office personnel participate in activities throughout the season with long-time Mets partners City Harvest, Citymeals-on-Wheels, Island Harvest and Rock and Wrap It Up! In addition, food drives are scheduled throughout the season at Citi Field to allow fans to do their part by dropping off food donations to the City Harvest or Island Harvest truck on Mets Plaza outside the Jackie Robinson Rotunda.

HOLIDAY FOOD DRIVE

The New York Mets hosted their annual Holiday Food Drive for City Harvest at Citi Field in November. Fans who donated at least 10 items of nutritious food received a pair of tickets to a Mets game. Dillon Gee and Bobby Parnell stopped by to show appreciation to the many fans who participated.

KIDS DAY AT CITI FIELD

Kids Day at Citi Field has become a tradition for children and families served by The Leukemia & Lymphoma Society of New York City. The Citi Field grounds crew gives the group a lesson in preparing the field for a game before the kids take a home run dash around the bases. After a lunch break in the Modell's Clubhouse, a Mets player and coach treat the children to a baseball clinic in the outfield.

KIDS HOLIDAY PARTY

The Mets continued their tradition of inviting local school children to the ballpark for their annual Kids Holiday Party in December. This year's special guests were 100 students from Far Rockaway whose schools and homes were damaged by Hurricane Sandy. John Franco reprised his role of Santa Claus for the occasion, and Ike Davis was his chief elf, helping out with the serving of lunch and distribution of gifts selected and wrapped by Mets employees.



John "Santa" Franco spreads holiday cheer to students from Far Rockaway, NY.

★ PLAY BALL!

GREATER NEW YORK SANDLOT ATHLETIC ALLIANCE

The Mets provide financial support to the Greater New York Sandlot Athletic Alliance (GNYSAA) for citywide tournaments and programs. The GNYSAA serves as an umbrella organization to several metropolitan amateur baseball organizations representing 25,000 young people and 1,500 teams.

MAJOR LEAGUE WHEELCHAIR SOFTBALL TOURNAMENT

The Mets have hosted their annual Major League Wheelchair Softball Tournament (MLWST) at Shea Stadium and Citi Field since 2001, with the exception of 2010 when the National Wheelchair Softball Tournament was staged in New York for the first time. In partnership with Major League Baseball, New York City's Parks Department, and the Wheelchair Sports Federation, the MLWST attracts as many as eight teams affiliated with an MLB franchise to New York in September for this two-day competition in Lot A of Citi Field.

YMCA JR. METS

The Mets Foundation and Citi sponsor the YMCA Jr. Mets, a comprehensive youth baseball program that emphasizes athletic and social skills as well as health and wellness. The YMCA Jr. Mets is an eight-week initiative that has introduced thousands of young people to baseball since its inception in 2001. The Mets provide members with caps and arrange for a player and coach to lead a baseball clinic at a YMCA site and at Citi Field.



Ruben Tejada offers fielding tips to a member of the YMCA Jr. Mets.



★ MAJOR LEAGUE BASEBALL PARTNERSHIPS

BASEBALL ASSISTANCE TEAM (B.A.T.)

Founded in 1986, B.A.T. is dedicated to assisting members of the Baseball Family with medical, financial and psychological issues with confidential, short-term assistance to help get them back on their feet. Major League Baseball covers the operating expenses therefore every dollar raised is used to provide assistance to members of the Baseball Family in need. The majority of the funds raised by B.A.T. come from the players who contribute through a payroll deduction program. In 2012, the players contributed more than \$2.1 million.

EQUIPMENT COLLECTION DAY

To support the growth of youth baseball and softball, the Baseball Tomorrow Fund (BTF) has teamed up with MLB clubs to organize equipment collection drives across the United States. The Mets have collected over 2,000 baseball and softball bats, gloves, balls and catcher's gear the past six seasons to benefit the Greater New York Sandlot Athletic Alliance, which distributes the donations to area youth baseball organizations. The BTF also presents a grant of \$5,000 to go toward the purchase of additional equipment.

FATHER'S DAY – PROSTATE CANCER FOUNDATION

Major League Baseball teams up with the Prostate Cancer Foundation to increase awareness and early detection of prostate cancer on Father's Day. On-field personnel wear blue wristbands, eye black and ribbon uniform decals, while blue ribbon logos appear on bases, commemorative home plates and lineup cards. A "Home Run Challenge" fundraising component is implemented during select MLB games to benefit the Prostate Cancer Foundation.



Mike Baxter meets the 2012 Mets Honorary Bat Girl and helps raise awareness for breast cancer.

MOTHER'S DAY – BREAST CANCER AWARENESS

MLB's Mother's Day efforts highlight special programs designed to raise awareness about breast cancer prevention and early detection, and raises funds to support breast cancer research. The Mets and 29 MLB teams will host the Honorary Bat Girl Contest to raise additional awareness and recognize fans who are "Going to Bat Against Breast Cancer" in their daily lives. The day also features special in-park "pink" programming, including pink ribbon logos on the bases and many players using pink bats.

PITCH, HIT & RUN

Aquafina MLB Pitch, Hit and Run -- the official skills competition of Major League Baseball -- is a free grass roots program which encourages youth participation and emphasizes the fun of baseball. The competitor's ability to hit, run and throw is tested at regional trials and compared with others in his or her age group across the United States to qualify for the National Finals held during Major League Baseball's All-Star Game. The Mets host an on-field regional competition at Citi Field and recognize the local winners in a pre-game ceremony.

ROBERTO CLEMENTE AWARD

The Roberto Clemente Award, presented by Chevy, recognizes the player in Major League Baseball who best exemplifies the game of baseball, sportsmanship, community involvement and the individual's contribution to his team. In September, a nominee from each of the 30 MLB teams is announced on Roberto Clemente Day, which was established by MLB in 2002 to pay homage to the Hall of Famer's legacy. The Mets' 2012 nominee for the Roberto Clemente Award was Johan Santana.

WELCOME BACK VETERANS

Mets Chairman & CEO Fred Wilpon and private citizens created Welcome Back Veterans, a national public awareness and fundraising initiative that addresses the mental health needs of America's returning war veterans and their families. Major League Baseball, Major League Baseball Advanced Media and the McCormick Foundation working with University Hospitals throughout the country, support the program, which provides returning veterans the quality medical treatment they deserve. The Mets salute a "Veteran of the Game" at each home game at Citi Field throughout the season.



Justin Turner greets the Veteran of the Game.



David Wright salutes a member of our armed services prior to a game.

SANDY RELIEF

Sandy Relief was the priority of the Mets' off-season community activities as players, ownership, front office personnel and the entire Mets organization participated in numerous projects to assist with the recovery effort.



Manager Terry Collins and Mets employees assist in recovery efforts in Far Rockaway, NY after Hurricane Sandy.





CATCH EVERY METS PLAY AT FASTBALL SPEEDS WITH FiOS QUANTUM.



**FiOS® Quantum.SM America's Fastest;
Most Consistent and Most Reliable Internet.**

Share, post and upload faster with the unmatched speed of FiOS Quantum Internet.

Learn more at **verizon.com**

FiOS
QUANTUM

* Source: Reprinted from www.pcmag.com with permission. © 2013 Ziff Davis, Inc. All Rights Reserved. FiOS available in select areas. FiOS Quantum Internet speeds up to 300 down and 65 up Mbps available. © 2013 Verizon.



CLUB DIRECTORY

★ OFFICE OF THE CHAIRMAN

Fred Wilpon	Chairman & Chief Executive Officer
Saul B. Katz	President
Jeff Wilpon	Chief Operating Officer
Emily O'Shea	Director & Senior Executive Assistant to the Chairman & CEO
Kathleen Ryan	Executive Assistant to the President
Katherine Fullam	Executive Assistant to the Chief Operating Officer
Karen Malin	Administrative Assistant to the Chairman & CEO
Audrey Dwyer	Administrative Assistant to the President
Eileen McMurrer	Administrative Assistant to the Chief Operating Officer

★ PARTNERS & BOARD OF DIRECTORS

Fred Wilpon	Partner/Director
Saul B. Katz	Partner/Director
Jeff Wilpon	Partner/Director
Richard Wilpon	Partner/Director
Michael Katz	Partner/Director
David Katz	Partner/Director
Tom Osterman	Partner/Director
Marvin Tepper	Partner
Steve Greenberg	Director
Stuart Sucherman	Director

★ OFFICERS

Fred Wilpon	Chairman & Chief Executive Officer
Saul B. Katz	President
Jeff Wilpon	Chief Operating Officer
Dave Howard	Executive Vice President, Business Operations
David P. Cohen	Executive Vice President & General Counsel
Mark Peskin	Chief Financial Officer
Sandy Alderson	General Manager
Paul E. Asencio	Senior Vice President, Corporate Sales & Partnerships
Mike Landeen	Senior Vice President, Venue Services & Operations
David Newman	Senior Vice President, Marketing & Communications
Leigh Castergine	Vice President, Ticket Sales & Services
Paul DePodesta	Vice President, Player Development & Amateur Scouting
Thomas Festa	Vice President, Technology
Jay Horwitz	Vice President, Media Relations
Neal Kaplan	Vice President, Deputy General Counsel
Rob Kasdon	Vice President, Security
Len Labita	Vice President, Controller
Craig Marino	Vice President, Guest Experience
John Ricco	Vice President, Assistant General Manager



★ BASEBALL OPERATIONS

Sandy Alderson	General Manager
John Ricco	Vice President, Assistant General Manager
Paul DePodesta	Vice President, Player Development & Scouting
J.P. Ricciardi	Special Assistant to the General Manager
June Napoli	Executive Assistant to the General Manager
Thomas Tanous	Director, Amateur Scouting
Jim D'Aloia	Director, Professional Scouting
Chris Becerra	Director, International Scouting
Adam Fisher	Director, Baseball Operations
Jon Miller	Director, Minor League Operations
T.J. Barra	Manager, Minor League Operations
Joe Scarola	Manager, Video Operations
Brian Small	Manager, Team Travel
Donovan Mitchell	Manager, Player Relations & Community Outreach
Ian Levin	Manager, Baseball Analytics
Sean Haggans	Coordinator, Video Operations
Joe Lefkowitz	Coordinator, Baseball Systems Department
Jen Wolf	Assistant, Minor League Operations
Jeff Lebow	Assistant, Baseball Operations
Bryan Hayes	Assistant, Amateur Scouting

MEDICAL DEPARTMENT

Dr. David Altchek	Medical Director
Dr. Struan Coleman	Team Physician
Dr. Andrew Pearle	Associate Team Physician
Dr. Anil Ranawat	Orthopedist
Dr. Joshua Dines	Orthopedist
Dr. Andrew Weiland	Hand Specialist
Dr. Jonathan Deland	Foot & Ankle Specialist
Dr. Lawrence Inra	Cardiologist
Dr. Lawrence Levin	Cardiologist
Dr. Richard Cohen	Internal Medicine Specialist
Dr. Howard Rosenberg	Infectious Disease Specialist
Dr. Bernard Rawlins	Spine Specialist
Mickey Levinson	Physical Therapy Specialist
Dr. George Hribar	Dentist
Dr. Michael Jacobs	Dermatologist
Dr. Rock Positano	Podiatrist
Dr. Wayne Winnick	Chiropractor
Dr. Sharon Akabas	Nutritionist
Dr. Sangwoo Lee	Ophthalmologist
Ray Ramirez	Head Trainer
Brian Chicklo	Assistant Trainer
Jim Malone	Strength & Conditioning Coordinator
John Zajac	Physical Therapist
Yoshihiro Nishio	Massage Therapist

CLUBHOUSE STAFF

Kevin Kierst	Clubhouse/Equipment Manager
Dave Berni	Assistant Clubhouse Manager
Tony Carullo	Visiting Clubhouse Manager
Theresa Corderi	Coordinator, Clubhouse Catering

★ BUSINESS OPERATIONS

Dave HowardExecutive Vice President, Business Operations
Tyler MalandExecutive Assistant, Business Operations

MARKETING & COMMUNICATIONS

David NewmanSenior Vice President, Marketing & Communications
Mark FineSenior Director, Marketing
Danielle ParilloDirector, Communications
Jill GrabillDirector, Marketing Communications
Jon KarsManager, Marketing
Marc S. LevineTeam Photographer
Jared GeorgeMarketing & Productions Assistant
Harris SchoenfeldMarketing Assistant
Megan OttoMarketing & Communications Assistant

MEDIA RELATIONS

Jay HorwitzVice President, Media Relations
Shannon FordeSenior Director, Media Relations
Ethan WilsonAssistant PR Director, Media Relations
Robert HinesManager, Media Relations
Jonathan KerberCoordinator, Media Relations

BROADCASTING/ENTERTAINMENT & VIDEO PRODUCTIONS

Tim GunkelExecutive Director, Entertainment Marketing & Productions
Lorraine HamiltonSenior Director, Broadcasting & Special Events
Vito VitielloDirector, Entertainment Marketing & Production
Bobby ClemensAssociate Producer, Scoreboard
Matt MendezManager, Video Operations
Juan AliceaSpanish Broadcast Coordinator
Alex AnthonyPublic Address Announcer

COMMUNITY OUTREACH

Jill KneeDirector, Community Outreach
Donovan MitchellManager, Player Relations & Community Outreach

CORPORATE SALES & PARTNERSHIPS

Paul E. AsencioSenior Vice President, Corporate Sales & Partnerships
Catherine S. MarquetteSenior Director, Corporate Partnerships
Matthew SoloffDirector, Corporate Sales & Partnerships
Marc ArnbergDirector, Corporate Sales & Partnerships
Adam BarrickAccount Executive, Corporate Sales & Partnerships
Jared BlechmanCoordinator, Corporate Sales & Partnerships
Jonathan DavidCoordinator, Corporate Sales & Partnerships
Rachel SeibelCoordinator, Corporate Sales & Partnerships
Anna Ghosin-SzeligaCoordinator, Corporate Sales & Partnerships
Doug DickeyCoordinator, Special Projects
Brittany HartnettAssistant, Corporate Sales & Partnerships



TICKET SALES & SERVICES

Leigh Castergine	Vice President, Ticket Sales & Services
Laura Maier	Administrative Assistant
Roberto Beltrami	Senior Director, Premium Sales
Jamie Ozure	Senior Director, Season Ticket Account Services
Katie Mahon	Senior Director, Ticket Sales
Kirk King	Senior Director, Group Sales
Brian Towers	Director, Ticket Sales
Stephen Karl	Manager, Season Ticket Account Services
Mark Phillips	Manager, Group Sales Support
Diego Insuasty	Manager, Premium Services
Julia Ryan	Manager, Premium Sales
Christopher Leuth	Manager, Premium Sales
Sean McGowan	Manager, Premium Sales
Michelle Price	Manager, Ticket Sales

Group Sales: Barry Gorman (Senior Account Executive), Christina Andrews (Senior Group Sales Event Rep.), Nicole Anese, Stu Cohen, Eric Fox, Gary Garcia, Matt Gulotta (Account Executives), Wayne Wang (Analyst, Asian Development & Sales)

Season & Plan Sales: Matthew Leach, Corey Schwartz, Pedro Suarez, Jason Velez (Account Executives)

Season Ticket Account Services: Chris Courchesne, John Markiewicz, Michael Parton (Senior Account Executives), Kaitlyn Wawryk (Account Executive)

Ticket Sales Representatives: Jennifer Conlin, Ryan England, Dara Freudenthal, Jerry Gigante, Andrew Heid, Mark Hogan, Jacqueline Malleo, Ezra Meier-Zimble, Matthew Osit, Wilson Temple, Alexa Walston

TICKET OPERATIONS & SERVICES

John Morris	Senior Director, Sales Strategy & Operations
Jarett Parver	Director, Ticket Fulfillment & Services
Michael Berman	Director, Ticket Systems Operations
Luis Morales	Manager, Ticket Fulfillment & Services
Toni Giordano	Specialist, Data Analysis & Reporting
Rich Leocadio	Coordinator, Priority Ticket Fulfillment
Ruell Barclay	Coordinator, Ticket Computer Operations
Justin Cabrera	Audit Coordinator
John Fitzgerald	Senior Operator, Ticket Systems Operations
Eric Petersen	Coordinator, Ticket Systems
David Sarver	Coordinator, Ticket Portfolio
Eric Solomon	Representative, Ticket Services
Ryan Bilello	Representative, Ticket Services
Austin Blumstein	Representative, Ticket Services

★ LEGAL

David P. Cohen	Executive Vice President & General Counsel
Neal Kaplan	Vice President & Deputy General Counsel
James Denniston	Senior Counsel
Nicole Davida-Wiggins	Legal Counsel
Isabel Goldberg	Executive Assistant
Julianna Sabra	Administrative Assistant

HUMAN RESOURCES & ADMINISTRATION

Anne Pawelczak	Senior Director, Human Resources
Jeff Clair	Benefits Administrator
Daniel Malandrucolo	Human Resources Representative

★ FINANCE

Mark Peskin	Chief Financial Officer
Len Labita	Vice President, Controller
John Ventimiglia	Director, Assistant Controller
Richard McKenna	Accounting Manager
Mary Pino	Accounting Manager
Adeola Adegbenro	Senior Accountant
Jeanette Aponte	Accounting Clerk
Marie Fernandez	Accounts Payable Clerk
Rachel Ackerman	Payroll Manager
Jennifer Young	Payroll Coordinator
Adam Goldstein	Ticket Reporting Coordinator
Cynthia Colon-Falco	Administrative Assistant

★ VENUE SERVICES & OPERATIONS

Mike LandeenSenior Vice President, Venue Services & Operations

VENUE SERVICES & OPERATIONS

Paul SchwartzExecutive Director, Venue Services
Taryn DonovanManager, Venue Services
Sheila RehillCoordinator, Venue Services
James BeneshCoordinator, Venue Services

BALLPARK OPERATIONS

Sue LucchiExecutive Director, Ballpark Operations
Peter CassanoSenior Director, Building Operations
Bill DeaconDirector, Field Operations & Landscaping
Michael DohnertDirector, Ballpark Operations
Anthony DevitaDirector, Building Operations
Ann Marie ZawistowskiLandscape Manager
Brendan McAvoyOperations Coordinator
Matt StellutoOperations Coordinator
Josh GermerothLoading Dock Supervisor
Tod TillotsonSpecial Services Clerk
Justin GreeneAdministrative Assistant

William Almon, Hector Avila, Joe Badolato, Jimmy Backmann, Eric Blassingame, Tony Breck, Mike Brennan,
Mario Caceres, Mike Cannistra, Paul Caraccio, Hector Commacho, Rico Cruz, Eric Diaz, Sean Donohue, Don Ford, Lou Giampa,
Bill Gies, Davon Gray, Dave Hochoer, Carl Johnson, Jonathan Jorge, Kevin Kender, Frank Leone, Anthony Lucchi, Eric Mador, Daniel
Marino, Ray McCauley, Mike McGroarty, Marian Mihov, Mark Murray, Russell Pace, Richard Potter, Jose Perez, Eric Rivera, Frank
Rispoli, Joseph Rodriguez, Richard Shackleford, Jimmy Spillane, Henry Thompson, Cesar Toro, Danny Tsang, Joe Venezia, John
Wachter, Ebony Wilson, Kevin Woehling

CORPORATE PROCUREMENT

Mohamed MatadinSenior Purchasing Agent
Gaby CarpanzanoSenior Purchasing Agent
Matthew MarmoratoCoordinator, Inventory Control

GUEST EXPERIENCE

Craig MarinoVice President, Guest Experience
Chris BrownSenior Director, Guest Experience
Andy HornerDirector, Partner Relations
Kieran NultyManager, Guest Experience
Ashley NageleManager, Partner Relations
Ezinne NwaoguAssistant, Guest Experience

INFORMATION SYSTEMS

Thomas FestaVice President, Technology
Eric RamosDirector, Information Technology
Rey RamirezNetwork & Systems Support Specialist
Steve D'CostaTelecommunications & Support Specialist
Andrew SoferCRM Administrator/Developer
Jason BurkhardtAdministrative Assistant/Technical Support
Andrew WongHelp Desk Support Specialist

SECURITY

Robert J. KasdonVice President, Security
Thomas Wigfall, Jr.Director, Transportation Services
Robert MatteiniDirector, Facility Safety
Sean DeanManager, Facility Security
Sharon Bieber-RyanManager, Office Operations
Sergio CondeManager, Security
Sara BollockManager, Building Control Center
Ken BarryBuilding Operations Coordinator
Wonford DuberryBuilding Operations Coordinator
Jodel LeneusBuilding Operations Coordinator
Martin MedinaBuilding Operations Coordinator
Luis SotoBuilding Operations Coordinator
Lisa WilliamsReceptionist
Edgar SueroAssistant, Office Operations



METROPOLITAN HOSPITALITY

Heather Collamore	Executive Director, Metropolitan Hospitality
Gina Pizzutello	Sales Director, Metropolitan Hospitality
Jillian Cancro	Event Manager, Metropolitan Hospitality
Lisa Barbara	Event Logistics Coordinator, Metropolitan Hospitality
Amanda Cieri	Event Coordinator, Metropolitan Hospitality
Laura McDonald	Sales Coordinator, Metropolitan Hospitality
Erin Bailey	Event Assistant, Metropolitan Hospitality
Emmanuel Ortiz	Sales Assistant, Metropolitan Hospitality
Donald Gregory	Assistant, Metropolitan Hospitality

★ QUEENS BALLPARK COMPANY

Andrew Cairns	Vice President
Eric Saretsky	Vice President
Amy Tyson	Executive Assistant

★ FLORIDA OPERATIONS

Paul Taglieri	Senior Director, Florida Operations
Traer Van Allen	General Manager, St. Lucie Mets
Brett Bladergroen	Manager, Sales/Corporate Partnerships
Cynthia Malaspino	Office Assistant
Shannon Krause	Staff Accountant
Sheldon Dodson	Manager, Food & Beverage Operations
Cassie Younce	Manager, Group Sales/Community Relations
Stephen Fox	Manager, Ticketing/Merchandise
Alex Kushel	Manager, Media Relations/Online Broadcaster
Ronny Reyes	Coordinator, International Operations

★ BROOKLYN CYCLONES

Steve Cohen	General Manager
Kevin Mahoney	Assistant General Manager
Gary J. Perone	Director of New Business Development
Billy Harner	Director of Communications
Kevin Jimenez	Graphics Manager
Vladimir Lipsman	Operations Manager
Josh Mevorach	Community Relations Manager
King Henry	Account Executive & Community Outreach
Kevin Ponte	Head Groundskeeper
Greg Conway	Ticket Operations Manager
Danny Diaz	Account Executive
Madison Gallagher	Account Executive
Josh Hernandez	Account Executive
Ricky Viola	Account Executive & Manager of Video Productions
Craig Coughlin	Account Executive
Nicole Kneessy	Account Executive
Sharon Lundy	Administrative Assistant & Community Liaison
Tatiana Isdith	Staff Accountant

★ STERLING EQUITIES STAFF

Anne Pawelczak	Senior Director, Human Resources
Mike Tom	Manager, Information Systems
Peter Ryan	Computer Support Technician
Ralph Ardolina	Manager, Payroll
Patricia Ryan	Manager, Benefits & Administration
Nazarene Pascual	Help Desk Support Specialist

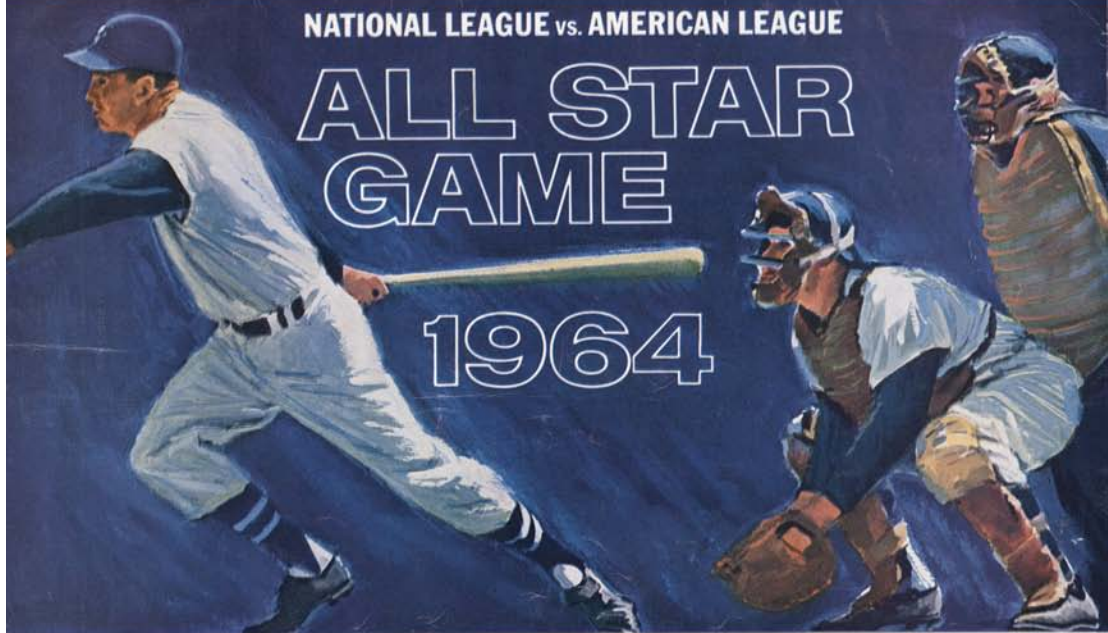
OFFICE OF THE CHAIRMAN



NATIONAL LEAGUE vs. AMERICAN LEAGUE

ALL STAR GAME

1964




SHEA STADIUM, NEW YORK



OFFICIAL
PROGRAM
50 CENTS



★ FRED WILPON | CHAIRMAN & CHIEF EXECUTIVE OFFICER



- Elected Chairman of the Board after he and his Sterling Equities partners acquired ownership of the team in August, 2002.
- President and Chief Executive Officer of the Mets from 1980-2002.
- A Brooklyn, NY native who has been closely identified with baseball since his days as a youngster.
- Instrumental in bringing baseball back to Brooklyn as the Chairman of the Brooklyn Baseball Company, which owns the Brooklyn Cyclones.
- Co-founder and Chairman of the Board of Sterling Equities, Inc., a real estate firm that is involved in the acquisition, development, ownership, operations and management of commercial, residential, industrial and retail properties throughout the United States.
- Graduated from the University of Michigan.
- Graduated from Lafayette High School in Brooklyn, where he played both baseball and basketball.
- Is a Trustee and serves on the boards of many organizations and institutions.

★ SAUL KATZ | PRESIDENT



- Elected President of the New York Mets in August, 2002 after being a shareholder since 1980 and after serving on the Board of Directors since 1986.
- Co-founder and President of Sterling Equities, Inc., where as Chief Operating Officer he directs Sterling's day-to-day operations and presides over Sterling's real estate and non-real estate affiliates and subsidiary companies.
- A Certified Public Accountant with a degree in Accounting from Brooklyn College... Attended Stuyvesant High School.
- President and partner of the Brooklyn Baseball Company, which owns the Brooklyn Cyclones.
- Serves on the boards of many non-profit organizations and institutions, including: Brooklyn College Foundation and Jewish Association for the Services of the Aged; in addition to being Honorary Chairman of the Board of the North Shore Long Island Jewish Health System.

★ JEFF WILPON | CHIEF OPERATING OFFICER



- Elected Chief Operating Officer of the New York Mets in August, 2002.
- Oversees the day-to-day Baseball and Business Operations of the club and the Mets Foundation.
- Chief Operating Officer of the Mets Development Company and Queens Ballpark Company, L.L.C., a wholly owned subsidiary of the New York Mets, responsible for the planning, design, development and construction of Citi Field.
- Principal at Sterling Project Development, L.L.C. specializing in both new construction and the renovation of existing residential and commercial properties.
- Executive Vice President at Sterling Equities, where he is responsible for development and major building construction.
- Serves on the boards of the MLB Network, MLB Enterprises, MLB Advanced Media and the RSDC, as well as many non-profit organizations.
- Received a Presidential Appointment in 2007 from President George W. Bush to the Board of the United States Holocaust Memorial Museum, on which he still serves.
- A former catcher, he was drafted by the Montreal Expos in 1983.



PARTNERS & BOARD OF DIRECTORS



FRED WILPON
PARTNER/DIRECTOR



SAUL B. KATZ
PARTNER/DIRECTOR



JEFF WILPON
PARTNER/DIRECTOR



RICHARD WILPON
PARTNER/DIRECTOR



MICHAEL KATZ
PARTNER/DIRECTOR



DAVID KATZ
PARTNER/DIRECTOR



TOM OSTERMAN
PARTNER/DIRECTOR



MARVIN TEPPER
PARTNER



STEVE GREENBERG
DIRECTOR



STUART SUCHERMAN
DIRECTOR

METS PRESIDENTS

George Weiss

(1962-1966)

Bing Devine

(1967)

Mrs. Joan Payson

(1968-1975)

Mrs. Lorinda DeRoulet

(1976-1979)

Fred Wilpon

(1980-2002)

SAUL B. KATZ

(2002-present)





EMILY O'SHEA
DIRECTOR & SENIOR EXECUTIVE
ASSISTANT TO THE CHAIRMAN & CEO



KATHLEEN RYAN
EXECUTIVE ASSISTANT
TO THE PRESIDENT



KATHERINE FULLAM
EXECUTIVE ASSISTANT
TO THE CHIEF OPERATING OFFICER



KAREN MALIN
ADMINISTRATIVE ASSISTANT
TO THE CHAIRMAN & CEO



AUDREY DWYER
ADMINISTRATIVE ASSISTANT
TO THE PRESIDENT



EILEEN MCMURRER
ADMINISTRATIVE ASSISTANT
TO THE CHIEF OPERATING OFFICER

METS OWNERSHIP

OCTOBER 17, 1961:	The National League officially awarded a New York franchise to Mrs. Joan Whitney Payson. Her partners included M. Donald Grant and G. Herbert Walker.
OCTOBER 4, 1975:	Following the death of Mrs. Payson at the age of 72, her husband Charles Shipman Payson took over control of the club.
DECEMBER 6, 1975:	Lorinda de Roulet was named president of the Mets, succeeding her mother, Mrs. Joan Payson.
JANUARY 1, 1978:	Mrs. de Roulet was named Chairman of the Board of the Mets. She served until the club was sold in January, 1980.
JANUARY 24, 1980:	Ownership of the New York Mets changed hands for the first time in the club's history when Nelson Doubleday announced that Doubleday & Co. Inc. had purchased controlling interest in the team along with Fred Wilpon, Chairman of the Board of Sterling Equities Inc. and City Investing Co. The purchase price was \$21,100,000, a then-record amount for a baseball club.
NOVEMBER 14, 1986:	Nelson Doubleday and Fred Wilpon purchased the Club from Doubleday and Company, Inc.
AUGUST 23, 2002:	Fred Wilpon and his Sterling Equities partners acquired Nelson Doubleday's 50 percent interest in the team and became the sole owners of the club.

BEST/WORST HOMESTANDS/ROAD TRIPS

BEST HOMESTANDS (minimum 7 games)

DATES	OPPONENTS	W-L	PCT.
8/16/69-8/24/69	San Diego, San Francisco, Los Angeles - NL	9-1	.900
9/12/88-9/22/88	Pittsburgh, Chicago - NL, Montreal, Philadelphia	9-1	.900
4/19/10-4/28/10	Chicago - NL, Atlanta, Los Angeles - NL	9-1	.900
8/18/06-8/28/06	Colorado, St. Louis, Philadelphia	8-1	.889
9/5/91-9/11/69	Philadelphia, Chicago - NL, Montreal	8-1	.889
7/25/00-8/2/00	Montreal, St. Louis, Cincinnati	8-1	.889
5/27/69-6/4/69	San Diego, San Francisco, Los Angeles - NL	7-1	.875
5/19/98-5/24/98	Cincinnati, Milwaukee	6-1	.857
6/19/97-6/25/97	Pittsburgh, Atlanta	6-1	.857
6/9/86-6/15/86	Philadelphia, Pittsburgh	6-1	.857
8/9/85-8/15/85	Chicago - NL, Philadelphia	6-1	.857
6/28/76-7/4/76	St. Louis, Chicago - NL	6-1	.857

WORST HOMESTANDS (minimum 6 games)

DATES	OPPONENTS	W-L	PCT.
9/18/79-9/23/79	Chicago - NL, Montreal, St. Louis	0-9	.000
5/30/62-6/6/62	Los Angeles - NL, San Francisco	0-7	.000
8/3/65-8/8/65	Pittsburgh, Chicago - NL	0-7	.000
6/8/65-6/13/65	San Francisco, Los Angeles - NL	0-7	.000
5/28/99-6/1/99	Arizona, Cincinnati	0-6	.000
8/13/02-8/18/02	San Diego, Los Angeles - NL	0-6	.000
9/7/12-9/12/12	Atlanta, Washington	0-6	.000
8/23/04-9/2/04	San Diego, Los Angeles - NL, Florida	1-10	.091
9/8/11-9/15/11	Atlanta, Chicago (NL), Washington	1-8	.111
6/19/64-6/25/64	Philadelphia, Pittsburgh	1-7	.125
5/28/76-6/3/76	St. Louis, Pittsburgh, Chicago - NL	1-7	.125
9/17/82-9/21/82	St. Louis, Montreal	1-6	.143
8/7/69-8/11/69	St. Louis, Montreal	1-6	.143
9/22/64-9/27/64	St. Louis, Cincinnati	1-6	.143
6/7/93-6/13/93	Chicago - NL, Philadelphia	1-6	.143
7/7/03-7/13/03	Atlanta, Philadelphia	1-6	.143
9/24/07-9/30/07	Washington, St. Louis, Florida	1-6	.143
4/8/11-4/14/11	Washington, Colorado	1-6	.143

BEST ROAD TRIPS (minimum 7 games)

DATES	OPPONENTS	W-L	PCT.
7/1/91-7/7/91	Montreal, Philadelphia	7-0	1.000
7/4/85-7/14/85	Atlanta, Cincinnati, Houston	10-1	.909
6/5/06-6/15/06	Los Angeles - NL, Arizona, Philadelphia	9-1	.900
4/24/86-5/4/86	St. Louis, Atlanta, Cincinnati	9-1	.900
8/18/86-8/27/86	Los Angeles - NL, San Francisco, San Diego	8-1	.889
4/22/88-5/1/88	St. Louis, Atlanta, Cincinnati	7-1	.875
9/24/79-9/30/79	Chicago - NL, St. Louis	7-1	.875
9/6/76-9/14/76	Chicago - NL, St. Louis, Pittsburgh	7-1	.875
6/4/84-6/10/84	Pittsburgh, Montreal	6-1	.857
9/12/89-9/18/89	Pittsburgh, St. Louis, Montreal	6-1	.857
9/3/01-9/9/01	Philadelphia, Florida	6-1	.857
8/12/08-8/18/08	Washington, Pittsburgh	6-1	.857
6/11/10-6/20/10	Baltimore, Cleveland, New York- AL	7-2	.778
8/28/87-9/6/87	San Francisco, San Diego, Los Angeles - NL	7-2	.778
4/25/72-5/3/72	San Diego, Los Angeles - NL, San Francisco	7-2	.778
6/4/68-6/12/68	Chicago - NL, San Francisco, Los Angeles - NL	7-2	.778
7/15/99-7/22/99	Tampa Bay, Baltimore, Montreal	6-2	.750

WORST ROAD TRIPS (minimum 6 games)

DATES	OPPONENTS	W-L	PCT.
8/9/91-8/18/91	Chicago - NL, St. Louis, Pittsburgh	0-10	.000
8/7/82-8/24/82	Cincinnati, Atlanta, Houston	0-9	.000
8/24/77-8/31/77	Cincinnati, Atlanta, Houston	0-7	.000
6/28/63-7/4/63	Pittsburgh, Chicago-NL	0-7	.000
4/11/63-4/16/63	Milwaukee, Cincinnati	0-6	.000
8/4/92-8/9/92	Pittsburgh, Chicago-NL	0-6	.000
9/21/99-9/26/99	Atlanta, Philadelphia	0-6	.000
8/29/80-9/9/80	San Francisco, Los Angeles - NL, San Diego, Montreal	1-11	.083
6/30/77-7/7/77	Montreal, Philadelphia	1-8	.111
5/20/77-5/29/77	Cincinnati, Pittsburgh, Philadelphia	1-7	.125
7/15/65-7/21/65	St. Louis, Milwaukee, Pittsburgh	1-7	.125
8/6/62-8/12/62	Los Angeles - NL, San Francisco, Cincinnati	1-6	.143
6/10/85-6/16/85	Philadelphia, Montreal	1-6	.143
9/3/65-9/9/63	St. Louis, Milwaukee, Cincinnati	1-6	.143
9/19/80-9/25/80	Pittsburgh, Chicago - NL, Philadelphia	1-6	.143
5/8/87-5/14/87	Atlanta, Cincinnati, Houston	1-6	.143
4/28/93-5/5/93	San Francisco, San Diego, Los Angeles - NL	1-6	.143
6/14/93-6/20/93	Atlanta, Pittsburgh	1-6	.143
9/2/93-9/8/93	Chicago - NL, Houston	1-6	.143
5/7/01-5/13/01	Colorado, San Francisco	1-6	.143

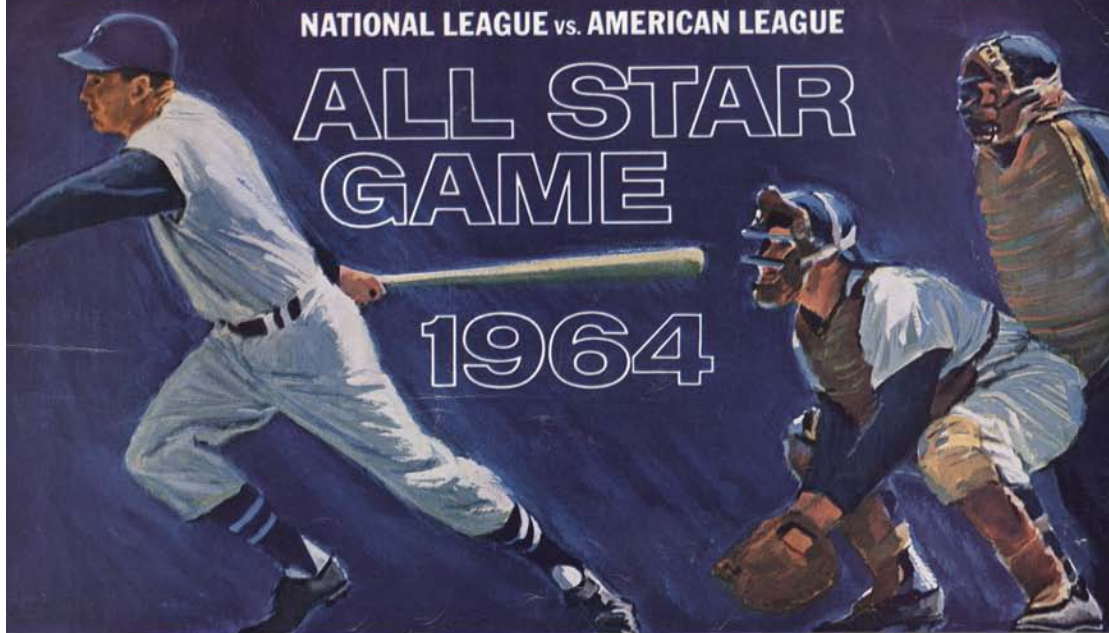
FRONT OFFICE



NATIONAL LEAGUE vs. AMERICAN LEAGUE

ALL STAR GAME

1964



SHEA STADIUM, NEW YORK



OFFICIAL
PROGRAM
50 CENTS





BUSINESS EXECUTIVES

★ DAVE HOWARD | EXECUTIVE VICE PRESIDENT, BUSINESS OPERATIONS



- This Long Island native oversees the team's business operations, including corporate sales and services, ticket sales and services, marketing and communications, broadcasting, media and community relations, and the club's Florida and minor league business operations.
- Conducts significant business negotiations...Is the point man on many key business and communications strategies and initiatives...Often serves as the bridge connecting Mets Ownership and the team with the media, business partners, community leaders and fans...Holds the same title with Mets Development Company and Queens Ballpark Company, L.L.C.
- Named first General Counsel in club history on February 10, 1992...Promoted to Corporate Secretary on January 20, 1994, to Vice President, Business Affairs on November 8, 1994, to Senior Vice President, Business & Legal Affairs on January 1, 1997, and to his current position on March 1, 2003...Was a staff member of Major League Baseball's Restructuring Committee in 1993-1994.
- Prior to joining the Mets, Howard was Associate Counsel for the Office of the Commissioner, Major League Baseball...Previously, he was an associate at the law firm of Davis Polk & Wardwell and had served as law clerk to Hon. George C. Pratt, U.S. Circuit Judge for the Second Circuit Court of Appeals.
- Graduated magna cum laude from Dartmouth College with an A.B. in Economics and cum laude from Fordham University School of Law with a J.D. Degree...At Dartmouth, Howard played both football and baseball and was a co-leader of Athletes in Action...At Fordham, Howard ranked second in his first-year class and was Managing Editor of the Fordham Law Review.
- Serves on the boards of Baseball Chapel, Inc., The Bridge Church of the Nazarene, Tufts University Athletics Board of Advisors and CCFA-Long Island Chapter.
- Dave and his wife, Nancy, have four children and make their home on Long Island, NY.

★ DAVID COHEN | EXECUTIVE VICE PRESIDENT & GENERAL COUNSEL



- Is responsible for all legal affairs of the organization, as well as human resources.
- Joined the Mets on May 22, 1995 as Legal Counsel...Was promoted to General Counsel on January 20, 1998 to Vice President on February 7, 2001, to Senior Vice President on April 15, 2003, and to Executive Vice President on September 28, 2005.
- Was associated with the law firm of Alston & Bird in Atlanta, GA from September 1989 to September 1993, specializing in antitrust law, intellectual property law and commercial litigation.
- In 1993, was appointed to the bench as an Associate Judge for the Juvenile Court of Fulton County, GA.
- Holds a Master's Degree in Law from Columbia University, a J.D. Degree, summa cum laude, from the University of Florida College of Law, and a B.B.A. in Accounting from Florida International University.
- Serves on the Board of Directors for Harlem RBI, a baseball and social service organization in East Harlem, NY.
- Born in North Miami Beach, FL, David now lives in Westchester County with his wife and three children.

★ MARK PESKIN | CHIEF FINANCIAL OFFICER



- Joined the Mets in December, 2002 as Chief Financial Officer.
- Prior to joining the Mets, Mark was the Chief Operating Officer and Chief Financial Officer of Art Capital Group, Inc., a financial services company specializing in the financing of works of art.
- From 1984-2000, he was the Managing Director-Chief Operating/Financial Officer of Schroder Real Estate Associates, L.P., a privately held pension fund advisor.
- From 1974-1984 served at Price Waterhouse as a Senior Audit Manager and Director of Personnel for the New York office.
- Holds an M.B.A. in corporate finance from New York University...Graduated cum laude from the State University of New York with a B.S. in Economics.
- Mark and his wife, Alison, reside in Long Island.

★ PAUL E. ASENCIO | SENIOR VICE PRESIDENT, CORPORATE SALES & PARTNERSHIPS



- Named Senior Vice President, Corporate Sales and Partnerships in 2009.
- Became Vice President, Corporate Sales and Partnerships on April 20, 2007.
- Was named Director, Corporate Sales and Services on January 1, 2004.
- Named Manager, Corporate Sales and Services on January 1, 2003.
- Started with the Mets in December 1998 as an Account Executive in the Corporate Sales and Services Department.
- Worked in the Sales and Marketing Department for New York Sports Club from 1993-1998.
- Graduated from Ohio Wesleyan University in Delaware, OH with a B.A. in Accounting.
- Paul lives in Floral Park, NY with his wife, Heather, and three daughters, Isabella, Olivia and Mia.

★ MIKE LANDEEN | SENIOR VICE PRESIDENT, VENUE SERVICES & OPERATIONS



- Promoted to Senior Vice President, Venue Services & Operations on January 26, 2012... Previously served as Vice President, Venue Services.
- In addition to leading the Mets' efforts in Food & Beverage, Merchandise and non-gameday Hospitality, Landeen oversees Guest Experience, Ballpark Operations, Security and Corporate Procurement.
- In addition to his day-to-day responsibilities at Citi Field, works closely with Queens Ballpark Co. (QBC) implementing Citi Field development, designs and concepts including the retail spaces at Citi Field.
- Was hired by the Mets in 2004 as Director of Promotions, Concessions, and Fan Services.
- Prior to joining the Mets, Landeen worked with Aramark as Division Manager, Food and Beverages from 2001-2004, and Retail Division Manager from 1997-2001.
- Began his career in sports as an intern with the Norwich Navigators (AA) of the Eastern League in January 1995 and was promoted to Director, Merchandise and Promotions where he held that position for two years.
- Graduated from Point Park University in Pittsburgh, PA with a B.S. in Accounting...At Point Park, was an All-District baseball player for two seasons.
- Mike currently resides in Trumbull, CT with his wife, Deana, and their son.



★ DAVID NEWMAN | SENIOR VICE PRESIDENT, MARKETING & COMMUNICATIONS



- Named Senior Vice President, Marketing & Communications in 2005.
- Was Managing Director, Marketing & Communications for the United States Tennis Association from 2001-2005, leading promotion and publicity efforts for the U.S. Open.
- Previously held positions of increasing responsibility in nine seasons with NFL Properties (1992-2001), rising to Vice President, Marketing & Events...Oversaw the League's integrated strategic marketing initiatives involving sponsors, licensees and retailers.
- Held several corporate communications, affiliate, sponsorship marketing, and promotions positions with MTV from 1985-1992.
- Started his career in production, public relations and promotions positions with the New York Rangers, Madison Square Garden Network and Ogilvy & Mather.
- Graduated in 1983 from Columbia University.
- Resides in Manhattan with his wife Lorraine.

★ LEIGH CASTERGINE | VICE PRESIDENT, TICKET SALES & SERVICES



- Joined the Mets organization as Vice President, Ticket Sales and Services in December, 2010.
- Is responsible for leading the team's overall ticket sales efforts including suites and premium seating, season, plan and group tickets development, single game ticket initiatives, ticket-related customer service functions and ticket operations.
- Was the Vice President of Ticket Sales and Services for the Boston Bruins from 2007-2010...Also worked for the Orlando Magic, the Philadelphia Flyers and the Philadelphia 76ers in ticket sales.
- A native of Ho-Ho-Kus, NJ, Leigh graduated from the University of Pennsylvania with a degree in Economics.

★ THOMAS FESTA | VICE PRESIDENT, TECHNOLOGY



- Promoted to Vice President of Technology in November, 2011.
- Joined the Mets organization as Executive Director of Information Systems, Technology and Infrastructure in January, 2010...Responsible for technology at Citi Field, Tradition Field in Port St. Lucie, MCU Park in Brooklyn and Sterling Equities.
- Prior to joining the Mets organization, Tom was a consultant for Queens Ballpark Company and was involved in the construction of Citi Field, overseeing the low voltage cabling installation and integration of technology within the ballpark.
- Started a consulting firm, Grae Consulting Services, LLC, in 2003, which specialized in technology and facility-related projects.
- From 2000-2003, was the Vice President of Facilities for Quick & Reilly/Fleet Securities.
- From 1990-2000, held positions of increasing responsibility working at Liberty Brokerage Investment Corp., rising to Vice President of Information Technology Administration.
- Served as President of the Board of Directors of the Wall Street Technology Association (WSTA), a non-profit association which specializes in technology within the financial services industry.
- Graduated with a B.B.A. in Marketing Management from Baruch College.
- Resides in Staten Island with his wife, Grace, and family.

★ JAY HORWITZ | VICE PRESIDENT, MEDIA RELATIONS



- Named Vice President, Media Relations on February 7, 2001.
- Originally joined the Mets on April 1, 1980 as the Director of Public Relations.
- Won the Fishel Award, an award given to the top Media Relations person in baseball, in 1998.
- Honored at the Thurman Munson Award Dinner with the Munson Media Hero Award for outstanding contributions, dedication and hard work for the media community on January 30, 2007.
- From 1972-1980 was the Sports Information Director at Fairleigh Dickinson University in New Jersey.
- Was the SID at New York University from 1969-1972.
- Was inducted into Fairleigh Dickinson University's Hall of Fame on September 15, 2007.
- Has a B.S. Degree in Journalism from New York University and a Masters Degree in History, also from NYU.
- Lives in Clifton, NJ.

★ NEAL KAPLAN | VICE PRESIDENT, DEPUTY GENERAL COUNSEL



- Assists the General Counsel with all aspects of the legal operations of the organization.
 - Joined the Mets on January 2, 2003 as Legal Counsel...Promoted to Senior Counsel on January 1, 2007, Deputy General Counsel on January 1, 2010, and Vice President on January 1, 2012...Interned in the Mets Legal department in 1996.
 - Worked for the Los Angeles law firm, Jeffer, Mangels, Butler & Marmaro from 1998-2001, where he specialized in intellectual property and entertainment litigation and worked on baseball salary arbitration cases for the Braves, Angels and Rockies...Worked for an entertainment litigation firm in Manhattan from 2001-2002.
 - Graduated in 1998 with a J.D. degree, cum laude, from Harvard Law School, where he was Vice President of the Committee on Sports and Entertainment Law...Was also an Ames Moot Court semi-finalist.
 - Received his B.S. in Industrial and Labor Relations from Cornell University in 1995, where in his senior year he was named a Merrill Presidential Scholar and ILR Degree Marshal.
- Neal was born and raised in Brooklyn, where he attended P.S. 236, I.S. 78, and Midwood High School, and watched Mets games with his father, Mel, and mother, Sharon...He now lives in Queens with his wife, Ginny, and their two children.

★ ROBERT J. KASDON | VICE PRESIDENT, SECURITY



- Named the Mets Vice President, Security on February 19, 2003.
 - Prior to joining the Mets, served as the Vice President, Security Management for Vivendi Universal, a media, entertainment and environmental company, from 1996 until 2003.
 - Special agent with the United States Secret Service from 1975-1996...Served two tours at the White House...Assigned to the protective detail for President Ronald Reagan from 1981-1986...Agent in Charge of the protective detail for Tipper Gore and the Gore children from 1992-1995...Agent in Charge of Secret Service operations in Connecticut from 1995-1996.
 - Served as Police Officer in the Norfolk Police Department from 1972-1975.
 - Graduated from Old Dominion University with a Bachelor of Science in Secondary Education...Past member of ODU's Alumni Board...Recipient of Distinguished Alumni Award in 1998.
- Currently serving on the National Security Council of the Anti-Defamation League.
- Born and raised in New Jersey, Rob now resides in Manhattan.



★ LEN LABITA | VICE PRESIDENT, CONTROLLER



- Named Vice President in 2003.
- Is responsible for the finance function and the property and casualty insurance risk management of the club and club-related entities.
- Received his B.B.A. in Accounting from Adelphi University in 1982 and is a Certified Public Accountant in the State of New York.
- Served as Treasurer of the Board of Directors of Queens Parent Resource Center, a non-profit organization committed to improving the quality of life for those individuals and families faced with development disabilities.
- Prior to joining the club, Len was the New York Metro Region Controller of Sedgwick James of New York, Inc...Began his career with Coopers & Lybrand.
- Was appointed to the Board of Directors of North Shore Child & Family Guidance Center in January, 2011.
- Born in Brooklyn and raised in Queens, Len now resides in Long Island with his wife, Ellen, and their two daughters, Allison and Lauren.

★ CRAIG MARINO | VICE PRESIDENT, GUEST EXPERIENCE



- Promoted to Vice President of Guest Experience in December of 2008.
- Responsible for designing and delivering guest service training to Citi Field staff, managing and monitoring staff performance, and responding to service related issues at Citi Field.
- Joined the Mets in October of 2002 after having worked with the Police Athletic League and the Brooklyn Cyclones to launch the NAT's Kids summer camp and after-school program...Has held multiple positions during his time with the organization, including: Manager of Customer Service, Assistant to the General Manager, Director of Baseball Information and Senior Director of Customer Experience.
- Prior to joining the Mets, spent 16 years working in the information technology industry - first as a salesman and then as an investment banker focusing on merger and acquisition transactions for Broadview Associates and Rowland Associates.
- Graduated with a B.S. in biomedical engineering from Duke University, and earned an M.B.A. from Northwestern University's Kellogg School of Management.
- Has served for the past 15 years as a member of the Urban Dove's board of directors.
- Lives in Manhattan with his wife, Kelly, and their daughter, Danielle.

THE METS LOGO




The circular Mets logo was unveiled on November 16, 1961 and has gone virtually unchanged throughout the history of the club. The shape of the insignia, with its orange stitching, represents a baseball, and the bridge in the foreground symbolizes that the Mets, in bringing back National League baseball to New York, represent all five boroughs. It's not just a skyline in the background, it has special meaning. At the left is a church spire, symbolic of Brooklyn, the borough of churches. The second building from the left is the Williamsburg Savings Bank, the tallest building in Brooklyn. Next is the Woolworth Building. After a general skyline view of midtown comes the Empire State Building. At the far right is the United Nations Building.



BASEBALL EXECUTIVES



SANDY ALDERSON | GENERAL MANAGER



- Richard "Sandy" Alderson joined the Mets on October 29, 2010 as the 12th General Manager in franchise history...Signed a four-year contract through the 2014 season with a club option for 2015.
- Served as a special consultant to Baseball's Commissioner for Latin America from March 2010 until his hiring by the Mets...In this position he was responsible for leading baseball's efforts to address identity fraud and other baseball issues in Latin American countries.
- In April 2005, returned to the front office and became Chief Executive Officer of the San Diego Padres and served in that role until March 2009...During his four years in San Diego, he led the franchise to back-to-back playoff appearances for the first time in club history (2005 & 2006) after winning the National League West Division title both seasons...Was responsible for the club's daily business and baseball operations.
- From 1998-2005, was Major League Baseball's Executive Vice President of Baseball Operations... Oversaw baseball operations, umpiring, on-field operations, security and facility management...Helped baseball expand internationally, securing MLB's participation in the historic games with the Cuban National Team in 1999 and the 2000 Summer Olympics, where Team USA won the Gold Medal in Sydney, Australia...He also aided in the creation of MLB academies in Australia, Italy and Compton, CA.
- Was the architect of the Oakland Athletics teams that won three consecutive American League pennants from 1988-1990 and won the World Series in 1989...Served as General Manager from 1983-1997 and President from 1993-1995 and again from 1997-1998.
- Before joining the Athletics, practiced law in San Francisco, working for Farella, Braun & Martell...Left private practice in October 1981 to join the Athletics as their General Counsel and was named Vice President, Baseball Operations in September 1983.
- Taught undergraduate MBA and Sports business courses at the University of California, Berkeley during 2009 and 2010...The Haas School of Business classes examined sports business and marketing practices in the global marketplace.
- Received his bachelors degree from Dartmouth College in 1969...Graduated from Harvard Law School in 1976.
- Served as a Marine Infantry Officer for four years with a tour of duty in Vietnam.
- Born in Seattle, WA, he and his wife, Linda, have two adult children and three grandchildren.

METS GENERAL MANAGERS

George Weiss	(1962-1966)
Bing Devine	(1967)
Johnny Murphy	(1968-1969)
Bob Scheffing	(1970-1974)
Joe McDonald	(1975-1979)
Frank Cashen	(1980-1991)
Al Harazin	(1992-1993)
Joe Mollvaine	(1993-1997)
Steve Phillips	(1997-2003)
Jim Duquette	(2003-2004)
Omar Minaya	(2004-2010)
SANDY ALDERSON	(2010-Present)



★ JOHN RICCO | VICE PRESIDENT & ASSISTANT GENERAL MANAGER



- Was promoted to Vice President on May 7, 2009...Joined the Mets as the Assistant General Manager on April 15, 2004 after 12 years working in the Baseball Commissioner's Office in a variety of roles.
- From 1996 until April 2004, was the Director, Contract & Salary Administration for Major League Baseball...In that position, managed all non-legal functions of the Labor Relations Department...In addition, worked with club General Managers and Assistant General Managers ensuring compliance with the collective bargaining agreement, assisting them with the interpretation of the agreement and advising them of upcoming deadlines...Also was the primary assistant to the Vice President, General Counsel Labor in both Salary Arbitration and the Rule 4 support programs.
- His other duties at the Commissioner's Office included conducting player salary analysis, providing clubs with contract proposals upon request, overseeing the administration of the Competitive Balance Tax rules, calculating player salaries, club payments and taxes owed

and representing Major League Baseball in negotiations with the Players Association over issues that affect the major league rules.

- Served as the Supervisor-Manager, Contract & Salary Administration for the Commissioner's Office from 1999-2003.
- From 1996-1998, John assisted in the administration of the collective bargaining agreement between the 30 major league clubs and the Players Association as a Contract Administrator.
- Was the Director of Waivers and Records for the American League from 1992-1996... Began his baseball career as an Assistant Public Relations Director during the 1992 season.
- Graduated from Villanova University in 1990 with a Bachelor of Arts in Communications and a minor in Business.
- John, 44, and his wife, Blakely, make their home in Cedar Grove, NJ with their three children.

★ PAUL DePODESTA | VICE PRESIDENT, PLAYER DEVELOPMENT & AMATEUR SCOUTING



- Paul DePodesta was named Vice President, Player Development & Amateur Scouting on November 8, 2010.
- Served as the San Diego Padres Executive Vice President from November 10, 2008 until he joined the Mets...Originally hired as Special Assistant for Baseball Operations in July, 2006, working with Chief Executive Officer Sandy Alderson.
- Worked as the Los Angeles Dodgers Executive Vice President and General Manager for the 2004 and 2005 seasons...He was named to that position at 31 years of age, becoming the third youngest person at the time to be named General Manager in major league history...In 2004, he helped guide Los Angeles to the National League West Division crown and its first post-season berth since 1996.
- From 1999-2003 he served as the Assistant General Manager of the Oakland Athletics under Billy Beane.

- Began his baseball career as an intern with the Cleveland Indians in 1996 before serving as the Major League Advance Scout for the Indians during the 1997 and 1998 seasons...Was promoted to Special Assistant to the General Manager in October 1998.
- Graduated cum laude from Harvard in 1995 with a degree in Economics...Played baseball and football for the Crimson.
- Serves on the Board of Directors of Sears Holding Company and volunteers with Habitat for Humanity.
- Paul and his wife, Karen, have four children: Trevor, Talia, Evan and Alex.

METS ON HOLIDAYS

Easter.....	14-19
Memorial Day.....	22-29
Mother's Day.....	26-28
Father's Day.....	26-32
Independence Day.....	28-33
Labor Day.....	23-33

★ J.P. RICCIARDI | SPECIAL ASSISTANT TO THE GENERAL MANAGER



- Named Special Assistant to General Manager Sandy Alderson on November 2, 2010.
- Worked as a baseball analyst for ESPN during the 2010 season.
- Hired as the fourth General Manager in Blue Jays history on November 14, 2001... Remained in that position through the 2009 season.
- Member of the selection committee for the gold-medal winning 2000 United States Olympic Baseball team.
- Moved to the position of Director of Player Personnel for the Oakland Athletics in 1999... Was responsible for major league scouting, trade evaluation and advising the Baseball Operations department.
- Became Oakland's Special Assistant to the General Manager in 1996 and worked under two General Managers: Alderson and Billy Beane.
- In 1994, was the Athletics National Crosschecker.
- Moved to the position of East Coast Scouting Supervisor for Oakland after the 1992 season.
- From 1986-1992, was with Oakland as a New England Area Scout and minor league instructor.
- Worked in the Milwaukee organization in 1985, acting as a coach for Helena (A) of the Pioneer League.
- Served as a coach for Oneonta (A) of the New York-Penn League in the New York Yankees' organization from 1982 to 1984.
- Played two seasons in the New York Mets' organization after signing as a non-drafted free agent... In 1980, he was a teammate of current A's General Manager Billy Beane with Little Falls (A) of the New York-Penn League... His second season was with Shelby (A) of the South Atlantic League.
- Attended St. Leo University in Florida... Inducted into the college's Athletic Hall of Fame in the spring of 2003.
- Graduated from St. Peter Marian High School (MA) in 1977 where he played baseball and basketball... Captured a state title in baseball with former Red Sox catcher Rich Gedman... Was inducted into St. Peter Marian's Hall of Fame in 2008.
- Coached high school basketball at Holy Name High School in Worcester, MA for 11 years, taking them to three state finals.
- John Paul (J.P.), 53, and his wife of 28 years, Diane, have two sons, Dante (16) and Mariano (14).

★ BRIAN SMALL | MANAGER, TEAM TRAVEL



- Was named to his current position on January 3, 2011.
- Prior to being named to his current post, served nearly 20 years at the major league executive level for the Milwaukee Brewers and MLB Commissioner's office.
- Was the Manager of Waivers and Player Records for Major League Baseball after the League offices were consolidated in 2000 and remained in that position until 2007.
- Returned to the American League office in 1998 as the Director of Waivers and Player Records overseeing the administration of player transactions, contracts, and the major league rules.
- Recruited by the Milwaukee Brewers in 1991 for the newly created position of Director of Baseball Administration, a position with duties ranging from salary arbitration preparation to Spring Training accommodations for minor league players.
- Served as Assistant Public Relations Director in the American League office from 1990-1991.
- One of the early recipients of an internship in Major League Baseball's Executive Development Program, a nationwide competition for apprenticeship.
- Is a graduate of Stanford University with a degree in Quantitative Economics and is a certified fitness trainer.
- Brian is single and resides in Hackensack, NJ.



★ KEVIN KIERST | EQUIPMENT MANAGER



- Entering his third year as Mets equipment manager and 23rd in the Mets organization...Previously served as the Mets Minor League Equipment Manager for eight years (2003-2010) and for 12 years as the equipment manager with the Mets Triple-A affiliate in Norfolk, VA.
- Has been a bat boy, clubhouse manager, equipment manager and minor league equipment coordinator; with stops in Norfolk, VA (1991-2002), Nashville, TN (1990), Dunedin, FL (1989), Knoxville, TN (1985-1988), Florence, SC (1984) and his hometown of Auburn, NY (1975-1983).
- Was also a veteran professional ice hockey official in both the American and East Coast Hockey Leagues and was selected to work the 1993-1994 ECHL All-Star Game.
- Kevin, 48, resides in Port St. Lucie, FL with his wife Dawn, daughter Kayla and son Kyle.

★ DAVE BERNI | ASSISTANT CLUBHOUSE MANAGER



- Begins his 16th season with the Mets.
- Was named the assistant home clubhouse manager in January, 2007 after working as a clubhouse attendant from 2002-2006.
- Added the responsibilities of overseeing the Umpires Room in 2011.
- Joined the Mets in 1998 as a bat boy/ball boy...Held that position until 2001.
- Attended St. Francis Preparatory High School in Fresh Meadows, NY.
- Graduated from St. John's University with a B.S. in Sports Management and a minor in Business Management in 2003.
- Has a daughter, Isabella and lives in Glen Oaks, NY.

★ TONY CARULLO | VISITING CLUBHOUSE MANAGER



- Entering his 44th season with the Mets.
- Was the visiting team bat boy from 1969-1973...Became the Assistant Visitor's Clubhouse Manager in 1974...Was promoted to his current position in October, 1975.
- Received his B.B.A. in business from Baruch College in 1977.
- Carullo, 58, is a native of Astoria, Queens and graduated from Mater Christi High School.
- Tony, who now resides in College Point, NY, is single and enjoys fishing, collecting wine, attending the Opera, as well as the ballet, and watching old movies.



MEDICAL STAFF



DR. DAVID ALTCHER | MEDICAL DIRECTOR



- Returned to the Mets as the Medical Director in 2005.
- Was Head Team Physician for the New York Mets organization from 1991-2001.
- Matriculated to Cornell University Medical College in 1978, having graduated from Columbia College summa cum laude...Graduated from Cornell University Medical College in 1982 and was awarded the T. Campbell Thompson Award for outstanding achievement in orthopaedic surgery.
- Pursued his entire surgical career at The New York Hospital-Cornell University Medical College...Beginning in 1982, he did his surgical internship at The New York Hospital under the direction of Dr. Thomas Shires and participated in the Laboratory of Shock Trauma during the summer of 1983.
- Went on to do a Residency in Orthopaedic Surgery at the Hospital for Special Surgery and subsequently pursued a fellowship in Sports Medicine and Shoulder Surgery under the direction of Dr. Russell F. Warren from 1987 to 1988.
- In 2003, received the John Jay Award for Distinguished Professional Achievement, the highest honor bestowed by Columbia University to its alumni...Consequent to that, in November 2003, he received the honor of being named one of the top 250 alumni of all time by the Columbia University student body.
- Has served as the Co-Chief of the Sports Medicine and Shoulder Service at the Hospital for Special Surgery since 2005.
- Professor of Clinical Orthopaedic Surgery at Weill Medical College at Cornell University since 2005.
- Has been the author and co-author of approximately 100 publications in referred medical journals...Has been the author and co-author of 30 books and book chapters and has made over 400 presentations at scientific meetings throughout the world.
- Served as the North American Medical Director of the professional men's tennis tour (the ATP Tour) and has served in the past as the Assistant Medical Director for the U.S. Open.
- Serves on numerous committees for the Hospital for Special Surgery, including Quality Assurance and Planning.
- Served as Team Physician for the United States Davis Cup Team from 1999-2003.
- Is an active member of the following organizations: American Medical Association, American Orthopaedic Society for Sports Medicine, American Shoulder and Elbow Society, the Arthroscopy Association of North America, the U.S. Olympic Sports Medicine Society, NY County Medical Society, American College of Sports Medicine, NY State Society of Orthopaedic Surgeons, American Orthopaedic Association, International Society of Arthroscopy, Knee Surgery & Orthopaedic Sports Medicine, Sports Medicine Society, Medical Society of the State of New York, Eastern Orthopaedic Association, and the Herodiscus Society...Is a fellow of the American Academy of Orthopaedic Surgeons, having been board certified in 1990.
- Resides in Rye, NY with his wife, Anne, and their four children.

THE NAME IS...

The name Mets was judged by club owner Mrs. Joan Payson as the one that best met five basic criteria:

1. It met public and press acceptance;
2. It was closely related to the team's corporate name (Metropolitan Baseball Club, Inc);
3. It was descriptive of the Metropolitan area;
4. It had a brevity that delighted copy readers everywhere;
5. It had historical background, referring to the Metropolitans of the 19th century American Association.

Other names considered included Rebels, Skyliners, NYBs, Burros (for the five boroughs), Continentals, Avengers...As well as Jets and Islanders, names that would eventually find their way into the New York sports scene.



★ DR. STRUAN COLEMAN | TEAM PHYSICIAN



- Is an ABOS Board Certified orthopedic surgeon and a member of the Sports Medicine and Shoulder Service at the Hospital for Special Surgery.
- Graduated with Honors from Harvard College in 1988 where he received an A.B. in Biochemistry and was a member of the men's varsity heavyweight crew team...Matriculated to Oxford University in 1988 on an Overseas Research Scholarship where he received a D. Phil in Biochemistry in 1991.
- Received his M.D. from Columbia College of Physicians and Surgeons in 1995 and was voted a member of the AOA Society.
- Completed a surgical internship at New York Presbyterian Hospital in 1996, followed by a Residency in Orthopedic Surgery at the Hospital for Special Surgery from 1996 to 2000... Went on to complete a fellowship in Sports Medicine at the Hospital for Special Surgery in 2002 under the direction of Dr. Thomas Wickiewicz and Dr. Russell F. Warren.
- Is an author and co-author of numerous scientific papers that appear in peer-reviewed medical journals...Is also the author and co-author on a number of book chapters and invited articles.
- Dr. Coleman lives in Locust Valley, NY with his wife, Isobel, and their five children.

★ DR. ANDREW PEARLE | ASSOCIATE TEAM PHYSICIAN



- Is an ABOS Board Certified orthopedic surgeon and member of the Sports Medicine and Shoulder Service at the Hospital for Special Surgery.
- Has been an associate Team Physician for the New York Mets since 2005.
- Graduated magna cum laude from Amherst College, where he captained the rugby team... Attended Stanford University Medical School.
- Upon joining the staff at the Hospital for Special Surgery, he founded the Computer Assisted Orthopedic Surgery Center and has pioneered the use of navigation and robots for knee surgery.
- Has authored over 80 papers and spoken nationally and internationally on the use of computer-assisted techniques for knee and shoulder surgery.
- Recently chaired an NIH symposium of national and international experts on use of computer assisted surgery in orthopedics.
- Dr. Pearle lives in Rye, N.Y. with his wife and three children.

THE 108 CLUB

The 1986 Mets are one of only 11 teams in modern (post-1900) baseball history to win as many as 108 games in a season. Here's a listing of the 108 club:

116-36	Cubs, 1906
116-46	Mariners, 2001
114-48	Yankees, 1998
111-43	Indians, 1954
110-42	Pirates, 1909
110-44	Yankees, 1927
109-53	Yankees, 1961
109-53	Orioles, 1969
108-54	METS, 1986
108-54	Orioles, 1970
108-54	Reds, 1975



DR. ANIL RANAWAT
ORTHOPEDIST




DR. JOSHUA DINES
ORTHOPEDIST



DR. ANDREW WEILAND
HAND SPECIALIST



DR. JONATHAN DELAND
FOOT & ANKLE SPECIALIST



DR. LAWRENCE INRA
CARDIOLOGIST



DR. LAWRENCE LEVIN
CARDIOLOGIST



DR. RICHARD COHEN
INTERNAL MEDICINE
SPECIALIST



DR. HOWARD ROSENBERG
INFECTIOUS DISEASE
SPECIALIST



DR. BERNARD RAWLINS
SPINE SPECIALIST



MICKEY LEVINSON
PHYSICAL THERAPY
SPECIALIST



DR. GEORGE HRIBAR
DENTIST



DR. MICHAEL JACOBS
DERMATOLOGIST



DR. ROCK POSITANO
PODIATRIST



DR. WAYNE WINNICK
CHIROPRACTOR



DR. SHARON AKABAS
NUTRITIONIST



DR. SANGWOO LEE
OPHTHALMOLOGIST

★ RAY RAMIREZ | HEAD TRAINER



- Named the Mets Head Trainer on November 23, 2004.
- Spent 1992-2004 as the Assistant Trainer with the Texas Rangers.
- Was the trainer for the American League All-Star team in 2004.
- From 1999-2001, was the Puerto Rico Winter Baseball League trainer for San Juan (1999-2000) and Carolina (2000-2001).
- Received a B.S. Degree from Hofstra University in 1982 and his Master's Degree in Sports Medicine from Long Island University in 1986.
- In 1986, he was the trainer for the Minnesota Twins' Orlando (AA) team of the Southern League...From 1987-1991, he was the trainer for the Rangers' Oklahoma City (AAA) team of the Pacific Coast League.
- Was the trainer for Little Falls (A) of the New York-Penn League in 1984.
- In 1983, worked for the Gulf Coast Mets (R) of the Gulf Coast League and then Lynchburg (A) of the Carolina League.
- Was the trainer for Columbia (A) of the South Atlantic League in 1985.
- Certified by the National Athletic Trainers Association in 1985, the National Strength and Conditioning Association in 1991, and the National Academy of Sports Medicine in 2008.
- Ramirez, a native of Trujillo Alto, PR, has two sons, Rico and Ricky.

★ BRIAN CHICKLO | ASSISTANT TRAINER



- Begins his 15th year in the Mets organization and first as the Mets Major League Assistant Athletic Trainer.
- Served as the Minor League Medical Coordinator in 2011...Spent the previous nine seasons as the trainer for the Mets Triple-A affiliates in Norfolk, New Orleans and Buffalo.
- Selected by the Professional Baseball Athletic Trainers Society as the 2008 Pacific Coast League's Athletic Trainer of the Year.
- Was the Head Trainer for St. Lucie (A) of the Florida State League in 2001.
- Worked as the Head Trainer at Capital City (A) of the South Atlantic League in 2000 and held a similar position with Pittsfield (A) of the New York-Penn League in 1999.
- Began his career in professional baseball with an internship for Las Vegas (AAA) of the Pacific Coast League in 1998.
- Graduated from Shenandoah University in 1995 with a Bachelor of Science in Kinesiology...Also earned an MS degree in Sports Injury Management from UNLV in 1998.
- Brian, 41, and his wife, Ashley, reside in Tega Cay, SC with their son, Dalton (2/26/13).

★ YOSHIHIRO NISHIO | MASSAGE THERAPIST



- Enters his third season as the major league massage therapist for the New York Mets...Was with the Mets in the same capacity in 2004.
- Was the massage therapist for the Oakland Athletics (2008) and Colorado Rockies (2006-2007).
- Worked in the Japanese Professional Baseball League with the Chunichi Dragons (1988-1993).
- Also worked for Major Trainers, Inc. in Tokyo from 1983-1987.
- Has also served with Japan's National Baseball team on tours to the United States, Taiwan, Cuba, Canada and several European countries.
- Yoshi and his wife, Yuki, reside in Irvine, CA, with their son Takuya.

★ JIM MALONE | STRENGTH & CONDITIONING COORDINATOR



- Returns for a second stint as the strength and conditioning coach for the New York Mets...The 2013 campaign marks his 17th season in professional baseball...Malone's first time on staff for the Mets was the 2002 season.
- Spent the last seven seasons (2006-2012) as the Strength Coach for the San Diego Padres.
- Joined San Diego after serving as the Cleveland Indians Minor League Strength and Conditioning Coordinator from 2004-2005...Spent 2003 with Buffalo, then Cleveland's Triple-A affiliate.
- Served as Minor League Strength and Conditioning Coordinator for the Kansas City Royals (2000-2001) prior to first stop with the Mets.
- Began his baseball career with the Indians as the strength coach for Single-A Watertown in 1997, then moved on to Cleveland's Triple-A Buffalo affiliate (1998 & 1999) where he was on the same staff as Padres Manager Bud Black for the 1998 International League Champion Buffalo Bisons.
- A member of the National Strength & Conditioning Association, he is a Certified Strength and Conditioning Specialist (CSCS), and registered strength coach with distinction (RSCC*D) through the NSCA. He is also a Certified Club Coach through USA Weightlifting.
- He was re-elected to a third term as President of the Professional Baseball Strength and Conditioning Coaches Society (PBSCCS) at the December 2012 MLB Winter Meetings...Previously served as the Vice President and National League representative.
- Malone, appointed by the Commissioner's office, serves on the MLB Strength & Conditioning Advisory Committee, the MLB Medical Advisory Committee, and MLB Electronic Medical Records Advisory Committee.
- A native of Buffalo, NY, he graduated from the University of Rochester where he was an NCSA All-American defensive tackle and placed fifth in the 1989 Collegiate National Power Lifting Championships in the 242-pound weight class, earning All-American honors.
- Recently began competing again, this time in Olympic Weightlifting, winning his class in both the 2012 California State Games – Masters, and the 2012 American Masters Weightlifting Championships.
- Born May 9, 1967, Malone began his coaching career as a football and strength coach at his alma mater, the University of Rochester (1989-1990 & 1991-1992), followed by stints at Princeton University (1990-1991), Albright College (1993-1994) and Columbia University (1994-1997)...at Columbia he served as head strength & conditioning coach (1996-1997).

★ JOHN ZAJAC | PHYSICAL THERAPIST



- Begins his fifth season as the Mets Physical Therapist / Assistant Strength Coach.
- Formerly the Mets Rehabilitation Coordinator in Port St. Lucie, FL in 2007 and 2008.
- Has over 16 years as an outpatient physical therapist, having worked in and managed rehabilitation clinics throughout the United States.
- Recently completed his Doctorate in Physical Therapy from The College of St. Scholastica in Duluth, MN, (12/17/12).
- Certified by the APTA as an Orthopedic Clinical Specialist (OCS) and Sports Clinical Specialist (SCS)...In addition is certified by the NSCA as a Strength and Conditioning Specialist (CSCS).
- Also certified by the NASM as a Corrective Exercise Specialist (CES) and Performance Enhancement Specialist (PES).
- Graduated from Villanova University in 1990 with a Bachelors of Science Comprehensive Degree with minors in Mathematics and Business.
- Received his Masters of Science Degree in Physical Therapy from Widener University in 1996.
- Originally from Philadelphia, PA, the 43 year old resides in Port St Lucie in the community of Tradition.





CLUB AMBASSADORS

★ EDGARDO ALFONZO



- Edgardo begins his first year as a Club Ambassador for the Mets
- Ranks fifth in hits (1,136), runs (614) and doubles (212), seventh in RBI (538) and ninth in home runs (120) in franchise history.
- Selected an All-Star in 2000, hitting a career best .324 with 25 home runs, 40 doubles and 94 RBI while helping the Mets reach the World Series for the first time since 1986.
- On August 30, 1999, Alfonzo went 6-6 with three home runs, five RBI and six runs...He set team records in a game for hits, runs, total bases (16) and tied for the single-game home run mark.
- Won the Silver Slugger Award winner in 1999.
- Ranked second in the National League with a .417 batting average with runners-in-scoring-position in 1997.
- Was second in the Gold Glove voting for NL third basemen in 1997.
- Made his major league debut on April 26, 1995 at Colorado.
- Won the 1994 Webster Award, an honor that is bestowed on the Mets minor league athlete who best exemplifies the integrity and character displayed by Mets minor leaguer Richard Wester in his life and career.
- Signed by the Mets as an undrafted free agent in 1991 to a minor league deal.
- Over the course of his career, played in 1,506 games (1,086 with the Mets), scored 777 runs, collected 1,532 hits, 282 doubles, 146 home runs, 744 RBI and a .284 career batting average.
- Also played with the San Francisco Giants, Los Angeles Angels, Toronto Blue Jays, Bridgeport Bluefish, Long Island Ducks, Yomiuri Giants, Quintana Roo in the Mexican League, and most recently, the Newark Bears.

★ JOHN FRANCO




- Returns for his fifth season as a Club Ambassador for the Mets.
- Inducted to the Mets Hall of Fame on June 3, 2012.
- Makes appearances for the club's community relations, marketing and media relations departments and can be seen on SNY, the club's television network.
- Pitched in the major leagues for nearly 22 years (1984-2005) with the Cincinnati Reds, Mets and Houston Astros...Fashioned a 2.89 ERA in 1,245.2 innings.
- Is fourth all-time on the career saves list with 424...Has more saves than any lefthanded pitcher in history...Also has appeared in 1,119 games, third on the career list.
- Saved 30 or more games eight times, including 39 in 1988.
- Selected to four All-Star Games (1986, 1987, 1989 and 1990)...Also won two Rolaids Relief Man Awards (1988 and 1990).
- Named the Mets captain on May 4, 2001.
- Honored on the Mets 40th Anniversary All-Amarin' team.
- A native of Brooklyn, NY, he graduated from Lafayette High School and pitched collegiately at St. John's University...Threw two no-hitters as a freshman.
- Was presented a distinguished service award from the Fire Department of New York for his efforts assisting the FDNY and their families after September 11th.
- In addition, he has been honored by the Thurman Munson Dinner, the Catholic Youth Organization, the New York Baseball Writers Association, St. John's University and the Phi Delta International Fraternity Lou Gehrig Dinner for his work in the community.
- John and his wife, Rose, have three children: Nicole, JJ, and Ella.

★ TOM SEAVER



- Tom enters his eighth year of service in the role of Club Ambassador for the Mets.
- Represents the club at sponsorship and charitable events throughout the season.
- The most popular and beloved player in Mets history, Tom's #41 was retired by the team on July 24, 1988 when he was inducted into the Mets Hall of Fame...Is the only player in team history to have his number retired.
- Rejoined the team in 1999 in the role of broadcaster, marketing and community outreach representative and special instructor during spring training...At the conclusion of the 2005 season, retired from his broadcasting duties to focus full-time on his vineyard...He produces GTS Wine in Calistoga, CA where he makes his home with his wife, Nancy.
- The fortunes of the franchise took a dramatic turn when Seaver was awarded to the Mets in April, 1966 when a special lottery was held after an earlier contract he signed with the Braves was voided...His major league career began in 1967 with the Mets...Won 16 games with a 2.76 ERA and was the National League Rookie of the Year.
- The Hall of Famer won the first of his three Cy Young Awards in 1969, when he posted a 25-7 record with a 2.21 ERA...Helped Manager Gil Hodges' club capture the World Series in miraculous fashion...New York defeated Atlanta in the National League Championship Series and topped Baltimore in the World Series in five games...Was voted Sports Illustrated's Man of the Year in 1969.
- With his parents in the stands, retired the first 25 Chicago Cubs on July 9, 1969, coming within two outs of a perfect game before Jimmy Qualls singled to left to break up the bid.
- Tom Terrific won 311 games during his brilliant career and was named to 12 National League All-Star teams...Is the club leader in wins (198), ERA (2.57), strikeouts (2,541), starts (395), complete games (171), shutouts (44) and innings pitched (3,045)...Established a major league record by notching 200 or more strikeouts nine consecutive seasons (1968-1976) and his 3,640 career strikeouts rank sixth on the All-Time List.
- Led the NL in strikeouts five times (1970, 1971, 1973, 1975 and 1976) and recorded 20 or more victories in 1969, 1971, 1972, 1975 and 1977.
- Tied a then-major league record with 19 strikeouts on April 22, 1970 vs. San Diego...Fanned the final 10 batters to end the game to set another major league record.
- Won his second Cy Young Award in 1973 after posting a 19-10 mark with a 2.08 ERA... Helped the Mets win their second NL East Division title and advance to the World Series before the Mets fell to the Oakland Athletics in seven games.
- Won his third and final Cy Young Award in 1975 after going 22-9 with a 2.38 ERA.
- Was traded to Cincinnati in 1977 and pitched a no-hitter for the Reds vs. St. Louis on June 16, 1978.
- Returned to the Mets in 1983 before spending three years with the White Sox and concluding his career in 1986 as a member of the Red Sox, the team the Mets defeated for their second World Series title...Was injured and did not pitch in the playoffs for Boston.
- In 1992, earned election to Baseball's Hall of Fame...Became the 37th player to be elected in his first year of eligibility receiving 425 out of a possible 430 votes (98.84 percent), the highest percentage in Hall of Fame history.



★ RUSTY STAUB



- Rusty enters his 14th year with the Mets serving as a Club Ambassador, representing the club at civic and charitable events throughout the tri-state area...One of the most recognizable and popular Mets in team history, Rusty visits with corporate sponsors, charitable organizations, school groups and fans.
- Has become as well known for his philanthropic work as for his stellar baseball career...Established the New York Police and Fire Widows and Children's Benefit Fund Foundation, Inc. in 1986 and serves as the Chairman of the Board...Was instrumental in the Mets' efforts following the terrorist attacks of September 11, 2001.
- Is also the President of The Rusty Staub Foundation, which has raised money to assist many charities benefiting children, the elderly and the poor...In collaboration with Catholic Charities, the Foundation supports seven emergency pantries serving 650,000 meals annually to those in need.
- Works with Cardinal Timothy Dolan on their Feeding Our Neighbors Campaign.
- Was enshrined in the Canadian Baseball Hall of Fame on June 23, 2012.
- Is a 23-year major league veteran and a six-time All-Star...A native of New Orleans, LA, he made his major league debut with the Houston Colt 45's in 1963 at the age of 19...In 1967, his 44 doubles led the league.
- After six successful seasons in Houston, including All-Star selections in 1967 and 1968, Staub was traded to the Montreal Expos on January 22, 1969...Was embraced as the expansion team's first star, and became one of the most popular players in that franchise's history...Would spend three years with the Expos, playing in 480 games and earning three straight selections to the National League All-Star team before he was traded to the Mets on April 6, 1972.
- Staub's #10 jersey was the first number ever retired by the Montreal Expos organization.
- During his first of two tenures with the Mets, Staub starred in the 1973 World Series, where he hit .423 with a home run and six RBI, despite playing with a severely injured right shoulder...In Game Four, Rusty went 4-4, and became only the 42nd player to collect four hits in a World Series game.
- After stints with the Expos, Tigers and Texas Rangers, returned to the Mets prior to the 1981 season, and spent the final five seasons of his career in Flushing...During his second stay with the Mets, evolved into one of the game's premier pinch hitters...Led the National League in pinch hits and pinch-hit RBI in both 1983 and 1984.
- Was inducted into the Mets Hall of Fame in 1986.
- Over the course of his career, played in 2,951 games, had 9,720 at-bats, 1,189 runs, 2,716 hits, 499 doubles, 292 home runs, and 1,466 RBI to go with a .279 career batting average and 100 pinch hits...Had four, 20-home run seasons and three, 100-RBI seasons...His 105 RBI in 1975 established a Mets club record that stood for 15 years.
- Is the only player in MLB history to record at least 500 hits with four different teams (Astros, Expos, Mets and Tigers).

★ MOOKIE WILSON



- Mookie begins his second season as a Club Ambassador.
- Served as the Mets first base and outfield coach in 2011 and from 1997-2002.
- Was the Mets minor league outfield and baserunning coordinator in 2010 after spending the previous four years in private business.
- In 2005, he managed the Brooklyn Cyclones (A) of the New York-Penn League.
- Managed Kingsport (R) of the Appalachian League in 2003 and 2004.
- Inducted into the Mets Hall of Fame in 1996 and was voted a member of the Mets' 40th Anniversary Team in 2002.
- Returned to the Mets organization on December 23, 1993 as a member of the Community Outreach Department and a roving minor league instructor...Served in that role until being named the club's first base coach on October 17, 1996.
- In the spring of 1996, he was a baserunning and outfield instructor in the Mets' minor league camp.
- Was a Mets outfielder from 1980-1989 and ranks among the club's all-time leaders in stolen bases, triples, total bases, extra-base hits, games, at-bats, runs and hits.
- Best remembered for perhaps the most memorable at-bat in franchise history, dodging a two-out, two-strike, wild pitch from Boston pitcher Bob Stanley in the 10th inning of Game Six of the 1986 World Series that enabled Kevin Mitchell to score the tying run...Then hit a ground ball that trickled under first baseman Bill Buckner's glove, allowing Ray Knight to score the winning run and force a Game Seven that the Mets would win.
- Graduated from Spartanburg (SC) Junior College with a B.A. Degree in Liberal Arts and attended the University of South Carolina for two years, majoring in Business Administration...Graduated from Mercy College (NY) on May 26, 1996.
- His brother, John, played in the Detroit Tigers farm system, while another brother, Phil, was in the Minnesota Twins farm system...His son, Preston, played in the majors from 1998-2007, including eight games with the Mets in 1998.
- Was the club's second selection in the June, 1977 Free Agent Draft.



RACHEL ACKERMAN
PAYROLL
MANAGER



ADEOLA ADEGBENRO
SENIOR
ACCOUNTANT



JUAN ALICEA
SPANISH BROADCAST
COORDINATOR



CHRISTINA ANDREWS
SENIOR GROUP SALES
EVENT REPRESENTATIVE



NICOLE ANNESSE
ACCOUNT EXECUTIVE,
GROUP SALES



JEANETTE APONTE
ACCOUNTING
CLERK



ALEX ANTHONY
PUBLIC ADDRESS
ANNOUNCER



MARC ARNBERG
DIRECTOR, CORPORATE
SALES & PARTNERSHIPS




RUELL BARCLAY
COORDINATOR,
COMPUTER OPERATIONS



T.J. BARRA
MANAGER, MINOR
LEAGUE OPERATIONS



ADAM BARRICK
ACCOUNT EXECUTIVE,
CORPORATE SALES & PARTNERSHIPS



ROBERTO BELTRAMINI
SENIOR DIRECTOR,
PREMIUM SALES



JAMES BENESH
COORDINATOR,
VENUE SERVICES



MICHAEL BERMAN
DIRECTOR,
TICKET OPERATIONS



SHARON BIEBER-RYAN
MANAGER,
OFFICE OPERATIONS



RYAN BILELLO
TICKET SERVICES
REPRESENTATIVE

METS STAFF



JARED BLECHMAN
COORDINATOR, CORPORATE
SALES & PARTNERSHIPS



AUSTIN BLUMSTEIN
TICKET SERVICES
REPRESENTATIVE



SARA BOLLOCK
MANAGER, BUILDING
CONTROL CENTER



CHRISTOPHER BROWN
SENIOR DIRECTOR,
GUEST EXPERIENCE



JASON BURKHART
ADMINISTRATIVE ASSISTANT,
TECHNICAL SUPPORT



JUSTIN CABRERA
AUDIT
COORDINATOR



GABY CARPANZANO
SENIOR PURCHASING AGENT,
CORPORATE PROCUREMENT



PETER CASSANO
SENIOR DIRECTOR,
BUILDING OPERATIONS



JEFF CLAIR
BENEFITS
ADMINISTRATOR



BOBBY CLEMENS
ASSOCIATE PRODUCER,
SCOREBOARD



STU COHEN
ACCOUNT EXECUTIVE,
GROUP SALES



CYNTHIA COLON-FALCO
ADMINISTRATIVE ASSISTANT,
ACCOUNTING



SERGIO CONDE
MANAGER,
SECURITY



JENNIFER CONLIN
TICKET SALES
REPRESENTATIVE



THERESA CORDERI
COORDINATOR,
CLUBHOUSE CATERING



CHRIS COURCHESNE
SENIOR ACCOUNT EXECUTIVE
SEASON TICKET ACCOUNT SERVICES



JONATHAN DAVID
COORDINATOR, CORPORATE
SALES & PARTNERSHIPS



NICOLE DAVIDA-WIGGINS
LEGAL COUNSEL



STEVE D'COSTA
TELECOM & SUPPORT
SPECIALIST



BILL DEACON
DIRECTOR, FIELD
OPERATIONS & LANDSCAPING



SEAN DEAN
MANAGER,
FACILITY SECURITY



JAMES DENNISTON
SENIOR
COUNSEL



ANTHONY DEVITA
DIRECTOR,
BALLPARK OPERATIONS



DOUG DICKEY
COORDINATOR, SPECIAL PROJECTS
CORPORATE SALES & PARTNERSHIPS



MICHAEL DOHNERT
DIRECTOR,
BALLPARK OPERATIONS



TARYN DONOVAN
MANAGER,
VENUE SERVICES



WONFORD DUBERRY
BUILDING OPERATIONS
COORDINATOR



RYAN ENGLAND
TICKET SALES
REPRESENTATIVE



MARIE FERNANDEZ
ACCOUNTS PAYABLE
CLERK



MARK FINE
SENIOR DIRECTOR,
MARKETING & COMMUNICATIONS



ADAM FISHER
DIRECTOR, BASEBALL
OPERATIONS



JOHN FITZGERALD
SENIOR OPERATOR,
TICKETING SYSTEM



METS STAFF



SHANNON FORDE
SENIOR DIRECTOR,
MEDIA RELATIONS



ERIC FOX
ACCOUNT EXECUTIVE,
GROUP SALES



DARA FREUDENTHAL
TICKET SALES
REPRESENTATIVE



GARY GARCIA
ACCOUNT EXECUTIVE
GROUP SALES



JARED GEORGE
MARKETING & PRODUCTIONS
ASSISTANT



JOSH GERMEROTH
LOADING DOCK
SUPERVISOR



ANNA GHOSIN-SZELIGA
COORDINATOR, CORPORATE
SALES & PARTNERSHIPS




JERRY GIGANTE
TICKET SALES
REPRESENTATIVE



TONI GIORDANO
SPECIALIST, DATA
ANALYSIS & REPORTING



ISABEL GOLDBERG
EXECUTIVE ASSISTANT,
LEGAL



ADAM GOLDSTEIN
TICKET REPORTING
COORDINATOR



BARRY GORMAN
SENIOR ACCOUNT EXECUTIVE,
GROUP SALES



JILL GRABILL
DIRECTOR, MARKETING
COMMUNICATIONS



JUSTIN GREENE
ASSISTANT,
BALLPARK OPERATIONS



MATT GULOTTA
ACCOUNT EXECUTIVE,
GROUP SALES



TIM GUNKEL
EXECUTIVE DIRECTOR
ENTERTAINMENT MARKETING




SEAN HAGGANS
COORDINATOR,
VIDEO OPERATIONS



LORRAINE HAMILTON
SENIOR DIRECTOR,
BROADCASTING & SPECIAL EVENTS



BRITTANY HARTNETT
ASSISTANT, CORPORATE
SALES & PARTNERSHIPS




BRYAN HAYES
ASSISTANT
AMATEUR SCOUTING



ANDREW HEID
TICKET SALES
REPRESENTATIVE



ROBERT HINES
MANAGER,
MEDIA RELATIONS



MARK HOGAN
TICKET SALES
REPRESENTATIVE



ANDY HORNER
DIRECTOR,
PARTNER RELATIONS



DIEGO INSUASTY
MANAGER,
PREMIUM SERVICES



STEPHEN KARL
MANAGER, SEASON TICKET
ACCOUNT SERVICES



JON KARS
MANAGER, MARKETING &
COMMUNICATIONS



JONATHAN KERBER
COORDINATOR,
MEDIA RELATIONS



KIRK KING
SENIOR DIRECTOR,
GROUP SALES



JILL KNEE
DIRECTOR,
COMMUNITY OUTREACH



MATTHEW LEACH
ACCOUNT EXECUTIVE,
SEASON TICKET SALES



JEFFREY LEBOW
ASSISTANT,
BASEBALL OPERATIONS



METS STAFF



JOE LEFKOWITZ
COORDINATOR,
BASEBALL SYSTEMS



JODEL LENEUS
BUILDING OPERATIONS
COORDINATOR



RICH LEOCADIO
COORDINATOR, PRIORITY
TICKET FULFILLMENT



CHRISTOPHER LEUTH
MANAGER,
PREMIUM SALES



IAN LEVIN
MANAGER,
BASEBALL ANALYTICS



MARC S. LEVINE
TEAM
PHOTOGRAPHER



SUE LUCCHI
EXECUTIVE DIRECTOR,
BALLPARK OPERATIONS



KATIE MAHON
SENIOR DIRECTOR,
TICKET SALES



LAURA MAIER
ADMINISTRATIVE ASSISTANT
TICKET SALES & SERVICES



TYLER MALAND
EXECUTIVE ASSISTANT,
BUSINESS OPERATIONS



DANIEL MALANDRUCCOLO
HUMAN RESOURCES
REPRESENTATIVE



JACQUELINE MALLEO
TICKET SALES
REPRESENTATIVE



JOHN MARKIEWICZ
SENIOR ACCOUNT EXECUTIVE,
SEASON TICKET ACCOUNT SERVICES



MATTHEW MARMORATO
INVENTORY
CONTROL COORDINATOR



CATHERINE S. MARQUETTE
SENIOR DIRECTOR,
CORPORATE PARTNERSHIP



MOHAMED MATADIN
SENIOR
PURCHASING AGENT



ROBERT MATTEINI
FACILITIES SAFETY
COORDINATOR



BRENDAN McAVOY
BUILDING OPERATIONS
COORDINATOR



SEAN MCGOWAN
MANAGER,
PREMIUM SALES



RICHARD McKENNA
MANAGER,
ACCOUNTING



EZRA MEIER-ZIMBLER
TICKET SALES
REPRESENTATIVE



MATTHEW MENDEZ
MANAGER,
VIDEO OPERATIONS



DONOVAN MITCHELL
MANAGER, PLAYER RELATIONS/
PROGRAMS & COMMUNITY
OUTREACH



LUIS MORALES
MANAGER,
TICKET FULFILLMENT



JOHN MORRIS
SENIOR DIRECTOR, SALES
STRATEGY & OPERATIONS



ASHLEY NAGELE
MANAGER,
PARTNER RELATIONS



JUNE NAPOLI
EXECUTIVE ASSISTANT
TO GENERAL MANAGER



KIERAN NULTY
MANAGER,
GUEST EXPERIENCE



EZINNE NWAOGU
ASSISTANT,
GUEST EXPERIENCE



MATTHEW OST
TICKET SALES
REPRESENTATIVE



JAMIE OZURE
SENIOR DIRECTOR, SEASON
TICKET ACCOUNT SERVICES



DANIELLE PARILLO
DIRECTOR,
COMMUNICATIONS



METS STAFF



MICHAEL PARTON
SENIOR ACCOUNT EXECUTIVE,
SEASON TICKET ACCOUNT SERVICES



JARETT PARVER
DIRECTOR, TICKET
FULFILLMENT & SERVICES



ERIC PETERSEN
COORDINATOR,
TICKET SYSTEMS



MARK PHILLIPS
MANAGER,
GROUP SALES SUPPORT



MARY PINO
MANAGER,
ACCOUNTING



MICHELLE PRICE
MANAGER,
TICKET SERVICES



REY RAMIREZ
NETWORK & SYSTEM
SUPPORT SPECIALIST




ERIC RAMOS
DIRECTOR,
INFORMATION TECHNOLOGY



SHEILA REHILL
COORDINATOR,
VENUE SERVICES



JULIA RYAN
MANAGER,
PREMIUM SALES



JULIANNA SABRA
ADMINISTRATIVE ASSISTANT,
LEGAL



DAVID SARVER
COORDINATOR,
TICKET PORTFOLIO



JOSEPH SCAROLA
MANAGER,
VIDEO OPERATIONS



HARRIS SCHOENFELD
MARKETING
ASSISTANT



COREY SCHWARTZ
ACCOUNT EXECUTIVE,
SEASON TICKET SALES



PAUL SCHWARTZ
EXECUTIVE DIRECTOR,
VENUE SERVICES



RACHEL SEIBEL
COORDINATOR, CORPORATE
SALES & PARTNERSHIPS



ANDREW SOFER
CRM ADMINISTRATION/
DEVELOPER



MATTHEW SOLOFF
DIRECTOR, CORPORATE
SALES & PARTNERSHIPS



ERIC SOLOMON
REPRESENTATIVE,
TICKET SERVICES



LUIS SOTO
BUILDING OPERATIONS
COORDINATOR



MATTHEW STELLUTO
OPERATIONS
COORDINATOR



PEDRO SUAREZ
ACCOUNT EXECUTIVE,
SEASON TICKET SALES



EDGAR SUERO
OFFICE ASSISTANT



WILSON TEMPLE
TICKET SALES
REPRESENTATIVE



TODD TILLOTSON
SPECIAL SERVICES
CLERK



BRIAN TOWERS
DIRECTOR,
TICKET SALES



JASON VELEZ
ACCOUNT EXECUTIVE,
SEASON TICKET SALES




JOHN VENTIMIGLIA
DIRECTOR,
ASSISTANT CONTROLLER



VITO VITIELLO
DIRECTOR, ENTERTAINMENT
MARKETING & PRODUCTION



ALEXA WALSTON
TICKET SALES
REPRESENTATIVE



WAYNE WANG
ANALYST, ASIAN
DEVELOPMENT & SALES



METS STAFF



KAITLYN WAWRYK
ACCOUNT SERVICES
EXECUTIVE



THOMAS WIGFALL, JR.
DIRECTOR,
TRANSPORTATION SERVICES




LISA WILLIAMS
RECEPTIONIST



ETHAN WILSON
ASSISTANT PR DIRECTOR,
MEDIA RELATIONS



JEN WOLF
ASSISTANT,
MINOR LEAGUE OPERATIONS



ANDREW WONG
HELP DESK
SUPPORT SPECIALIST



JENNIFER YOUNG
PAYROLL
COORDINATOR



MR. MET
MASCOT

METS TIE GAMES

SEPTEMBER 9, 1962	7-7 vs. Colt 45's at Houston
JUNE 7, 1964 (GAME 2)	1-1 vs. Dodgers at Shea
MAY 31, 1965 (GAME 2)	3-3 vs. Cubs at Chicago
OCTOBER 2, 1965 (GAME 2)	0-0 vs. Phillies at Shea (18 innings) This is the longest 0-0 night game in major league history. The Phillies' Chris Short struck out 18 Mets in 15 innings of work. Rob Gardener hurled 15 innings to tie Al Jackson's one-game Met record.
SEPTEMBER 2, 1968 (GAME 2)	2-2 vs. Braves at Shea
MAY 25, 1979	3-3 vs. Pirates at Shea (11 innings) Game called after Pirate leftfielder Bill Robinson lost Joel Youngblood's leadoff fly in the 11th in the thick fog at Shea.
APRIL 22, 1981	2-2 vs. Pirates at Pittsburgh
OCTOBER 1, 1981	2-2 vs. Cubs at Shea

METROPOLITAN HOSPITALITY AT CITI FIELD

A DESTINATION FOR EVERY OCCASION

Metropolitan Hospitality is the non-baseball event team at Citi Field, which hosted its first event in April, 2009. Hosting events year-round, Citi Field is a unique destination for meetings, trade shows, weddings, Bar/Bat Mitzvahs, dinners, dances, holiday parties, and other social or business gatherings. There are over 18 unique spaces where you can host intimate events for 50 people or large-scale events for up to 50,000 guests. Transform your favorite game-day space, whether it is the Acela Club, Caesars Club, or Delta SKY360 Club, and create the event of your dreams! You can even add Mr. Met and a former Mets player to your guest list or use the video boards to enhance your experience. Our dedicated team of professionals will be there every step of the way to ensure your day is a success. For more information visit www.metropolitanhospitality.com or call 718-507-FOOD (718-507-3663).



HEATHER COLLAMORE
EXECUTIVE DIRECTOR,
METROPOLITAN HOSPITALITY



GINA PIZZUTELLO
SALES DIRECTOR,
METROPOLITAN HOSPITALITY



JILLIAN CANCRO
EVENT MANAGER,
METROPOLITAN HOSPITALITY



LISA BARBARA
EVENT LOGISTICS COORDINATOR,
METROPOLITAN HOSPITALITY



AMANDA CIERI
EVENT COORDINATOR,
METROPOLITAN HOSPITALITY



LAURA McDONALD
SALES COORDINATOR,
METROPOLITAN HOSPITALITY



ERIN BAILEY
EVENT ASSISTANT,
METROPOLITAN HOSPITALITY



DONALD GREGORY
EVENT ASSISTANT,
METROPOLITAN HOSPITALITY



EMMANUEL ORTIZ
SALES ASSISTANT,
METROPOLITAN HOSPITALITY



STERLING EQUITIES



ANNE PAWELCZAK
SENIOR DIRECTOR,
HUMAN RESOURCES



RALPH ARDOLINA
MANAGER,
PAYROLL



MIKETOM
DIRECTOR,
INFORMATION SYSTEMS



PATRICIA RYAN
MANAGER,
BENEFITS & ADMINISTRATION



PETER RYAN
NETWORK SYSTEMS
AND SUPPORT SPECIALIST



NAZARENE PASCUAL
HELP DESK
SUPPORT SPECIALIST

METS BEST RECORD

10 games	8-2 (1972, 1985 & 2006)	90 games	62-28 (1986)
20 games	16-4 (1986)	100 games	68-32 (1986)
30 games	23-7 (1972)	110 games	75-35 (1986)
40 games	29-11(1972, 1986 &1988)	120 games	79-41 (1986)
50 games	35-15 (1986)	130 games	87-43 (1986)
60 games	44-16 (1986)	140 games	93-47 (1986)
70 games	49-21 (1986)	150 games	98-52 (1986)
80 games	55-25 (1986)	FINAL	108-54 (1986)



FLORIDA OPERATIONS



PAUL TAGLIERI
SENIOR DIRECTOR,
FLORIDA OPERATIONS



TRAER VAN ALLEN
GENERAL MANAGER



BRETT BLADERGROEN
MANAGER, SALES/
CORPORATE PARTNERSHIPS



CYNTHIA MALASPINO
OFFICE
ASSISTANT



SHANNON KRAUSE
STAFF ACCOUNTANT



SHELDON DODSON
MANAGER,
FOOD & BEVERAGE OPERATIONS



CASSIE YOUNCE
MANAGER,
GROUP SALES



STEPHEN FOX
MANAGER,
TICKETING/MERCHANDISE



ALEX KUSHEL
MANAGER,
MEDIA RELATIONS



RONNY REYES
COORDINATOR,
INTERNATIONAL OPERATIONS





BROOKLYN CYCLONES



PARTNERS & OFFICERS

FRED WILPON	Chairman
SAUL B. KATZ	President
JEFF WILPON	Executive Vice President & Chief Operating Officer
MICHAEL KATZ	Senior Executive Vice President
RICHARD WILPON	Senior Executive Vice President
DAVID KATZ	Executive Vice President
TOM OSTERMAN	Executive Vice President



STEVE COHEN
GENERAL MANAGER



KEVIN MAHONEY
ASSISTANT
GENERAL MANAGER



GARY J. PERONE
DIRECTOR OF NEW
BUSINESS DEVELOPMENT



BILLY HARNER
DIRECTOR OF
COMMUNICATIONS




KEVIN JIMENEZ
GRAPHICS
MANAGER



VLADIMIR LIPSMAN
OPERATIONS
MANAGER



JOSH MEVORACH
COMMUNITY RELATIONS
MANAGER



KING HENRY
COMMUNITY OUTREACH &
PROMOTIONS



KEVIN PONTE
HEAD
GROUNDSKEEPER



GREG CONWAY
TICKET OPERATIONS
MANAGER



DANNY DIAZ
ACCOUNT
EXECUTIVE



JOSH HERNANDEZ
ACCOUNT
EXECUTIVE



MADISON GALLAGHER
ACCOUNT
EXECUTIVE



RICKY VIOLA
ACCOUNT
EXECUTIVE



CRAIG COUGHLIN
ACCOUNT
EXECUTIVE



NICOLE KNEESSY
ACCOUNT
EXECUTIVE



SHARON LUNDY
ADMINISTRATIVE ASSISTANT
& COMMUNITY RELATIONS



TATIANA ISDITH
STAFF ACCOUNTANT



SANDY THE SEAGULL
MASCOT



PEEWEE
MASCOT

Queens Ballpark Company, L.L.C. has been engaged by the New York City Industrial Development Agency as its agent to develop and operate Citi Field.

OFFICERS



FRED WILPON.....Chairman & Chief Executive Officer
SAUL B. KATZ.....President
JEFF WILPON.....Chief Operating Officer
DAVE HOWARD.....Executive Vice President
DAVID P. COHEN.....Executive Vice President/General Counsel/Secretary

★ ERIC SARETSKY | VICE PRESIDENT



- Construction Executive for Citi Field: responsible for engineering design, scope development, schedule, and overall construction management, including current capital projects at the facility.
- Also manages construction projects for both Sterling Equities and Sterling Project Development Group.
- Managed the following related projects: Bear Stearns World Headquarters, MCU Park (home of the Cyclones) and the renovation of Digital Domain Park, the Mets Spring training facility in Port St. Lucie, FL.
- He also consults on construction projects around the country for Sterling American Properties. Joined Sterling Equities in 1998.

★ ANDREW CAIRNS | VICE PRESIDENT



- Project Executive on the development team for Citi Field...Responsible for coordinating the team of architects and design consultants as well as overall project administration and budget.
- Responsible for ongoing capital improvements and enhancements to the facility.
- In addition to his role with the Queens Ballpark Company, Andrew also manages the real estate design and construction activities of Sterling Equities, and Sterling Project Development Group.
- Joined Sterling Equities in March, 1999, and his projects include the development of a 1.3 million square foot high-rise in Manhattan, the historical restoration of Radio City Music Hall, the development of the Brooklyn Cyclones' MCU Ballpark, the renovation and expansion of Digital Domain Park, the Mets spring training facility in Florida, and new offices and studio for SNY.



AMY TYSON
EXECUTIVE ASSISTANT

LAST TRADE WITH..

NATIONAL LEAGUE

ARIZONA-12/12/08

Received Conor Robertson (RHP) for Scott Schoeneweis (LHP).

ATLANTA-7/10/09

Received Jeff Francoeur (OF) for Ryan Church (OF).

CHICAGO-1/5/08

Received Angel Pagan (OF) for minor leaguers Corey Coles (OF) and Ryan Myers (RHP).

CINCINNATI-8/20/07

Received Jeff Conine (IF/OF) for minor leaguers Jose Castro (IF) and Sean Henry (OF).

COLORADO-6/9/06

Received Eli Marrero (C/IF/OF) for Kazuo Matsui (IF).

HOUSTON-8/27/04

Received minor leaguer Adam Seuss (OF) for Dan Wheeler (RHP).

LOS ANGELES-12/27/10

Received Chin-lung Hu (INF) for minor leaguer Michael Antonini (LHP).

MIAMI-8/8/07

Received Chad Hermansen (RHP) for a player-to-be-named later.

MILWAUKEE-7/12/11

Received Daniel Harrera (LHP) and Adrian Rosario (RHP) for Francisco Rodriguez (RHP).

PHILADELPHIA-7/27/01

Received Bruce Chen (LHP) and minor leaguer Adam Walker (LHP) for Turk Wendell (RHP) and Dennis Cook (LHP).

PITTSBURGH-7/31/06

Received Roberto Hernandez (RHP) and Oliver Perez (LHP) for Xavier Nady (OF).

ST. LOUIS-4/3/04

Received Chris Widger (C) and Wilson Delgado (IF) for Roger Cedeño (OF) and cash considerations.

SAN DIEGO-3/29/11

Received Allan Dykstra (IF) for Eddie Kunz (RHP).

SAN FRANCISCO-12/7/11

Received Andres Torres (OF) and Ramon Ramirez (LHP) for Angel Pagan (OF).

WASHINGTON-8/6/09

Received Anderson Hernandez (IF) for minor leaguer Greg Veloz (IF).

AMERICAN LEAGUE

BALTIMORE-7/20/12

Received cash considerations for Omar Quintanilla (INF).

BOSTON-8/14/12

Received Kelly Shoppach (C) on a waiver claim for a player-to-be-named later (Pedro Beato-RHP).

CLEVELAND-5/13/11

Received Bubba Bell (OF) for cash considerations.

CHICAGO-5/30/09

Received Lance Broadway (RHP) for Ramon Castro (C).

DETROIT-12/6/12

Received cash considerations for Kyle Lobstein (LHP).

KANSAS CITY-12/6/06

Received Ambiorix Burgos (RHP) for Brian Bannister (RHP).

LOS ANGELES-1/22/10

Received Gary Matthews, Jr. (OF) and cash considerations for Brian Stokes (RHP).

MINNESOTA-2/2/08

Received Johan Santana (LHP) for Carlos Gomez (OF), Philip Humber (RHP) and minor leaguers Kevin Mulvey (RHP) and Dealis Guerra (RHP).

NEW YORK-12/3/04

Received Felix Heredia (LHP) for Mike Stanton (LHP).

OAKLAND-12/18/12

Received Collin Cowgill (OF) for Jeff Marte (INF).

SEATTLE-12/11/08

Received JJ. Putz (RHP), Jeremy Reed (OF) and Sean Green (RHP) for Aaron Heilman (RHP), Endy Chavez (OF), Jason Vargas (LHP), and minor leaguers Mike Carp (IF), Maikel Cleto (RHP) and Ezequiel Carrera (RHP). In addition, Cleveland sent Franklin Gutierrez (OF) to Seattle, New York sent Joe Smith (RHP) to Cleveland and Seattle sent minor leaguer Luis Albuena (IF) to Cleveland.

TAMPA BAY-11/28/07

Received Brian Stokes (RHP) for cash considerations.

TEXAS-8/31/10

Received Joaquin Arias (INF) for Jeff Francoeur (OF).

TORONTO-12/17/12

Received Travis d'Arnaud (C), John Buck (C), Noah Syndergaard (RHP) and Wuijmer Becerra (OF) for R.A. Dickey (RHP), Josh Thole (C) and Mike Nickeas (C).

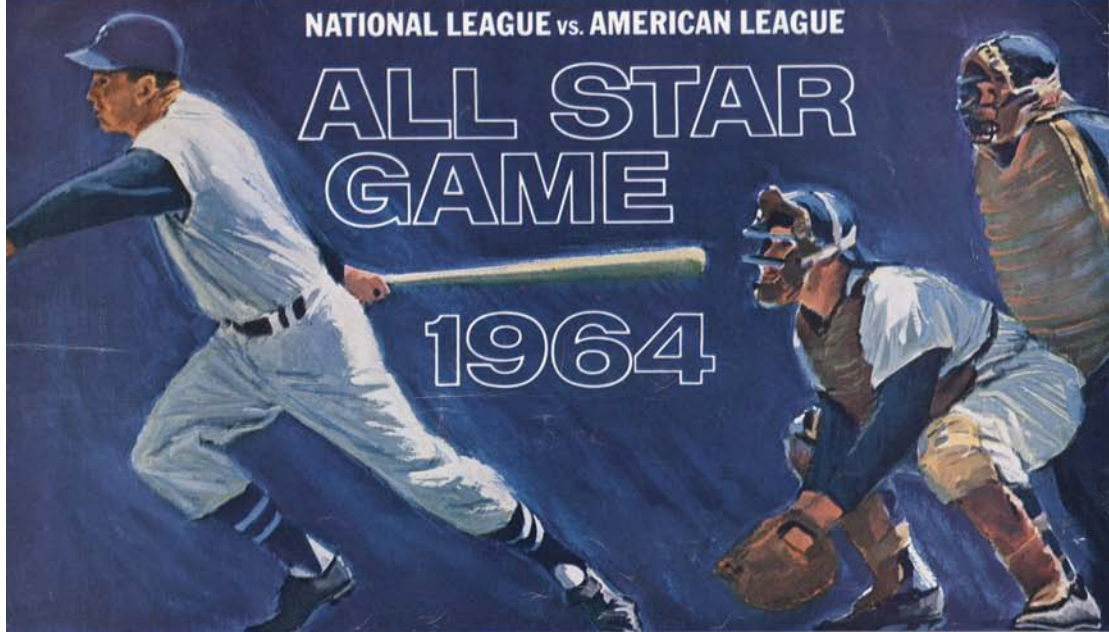
MANAGER & COACHES



NATIONAL LEAGUE vs. AMERICAN LEAGUE

ALL STAR GAME

1964



SHEA STADIUM, NEW YORK

OFFICIAL
PROGRAM
50 CENTS





TERRY COLLINS

MANAGER #10

HEIGHT: 5-9 **WEIGHT:** 158
BATS: Right **THROWS:** Right
OPENING DAY AGE: 63 **BIRTHDATE:** May 27, 1949

BIRTHPLACE: Midland, MI
RESIDES: Midlothian, VA

APPOINTED: November 23, 2010
CONTRACT STATUS: Signed through 2013

FAMILY: Wife, Deborah



- Named the 20th manager in New York Mets history on November 23, 2010...Signed a two-year contract with a club option for 2013...The Mets exercised the 2013 club option on September 27, 2011.

- Managed again after a gap of 11 seasons (2000-2010)...Over the last 30 years, only two other men have returned as full-time managers (not interim appointments) after as long a break: Larry Bowa (1988 with San Diego and 2001 with Philadelphia) and Ray Miller (1986 with Minnesota and 1998 with Baltimore).

- Named to the 2012 National League All-Star coaching staff by Tony La Russa...The National League won, 8-0, in Kansas City...He was also a coach for the NL at the 1995 All-Star Game in Texas under Felipe Alou.

- Won his 500th major league game on August 6, 2011 with New York's 11-7 win at Atlanta.

- Spent six years as a major league manager, leading the Anaheim Angels and Houston Astros to winning records and second place finishes in his five full seasons...Managed the Angels from 1997-1999 and the Astros from 1994-1996, compiling an overall record of 444-434 (.506)...Resigned as Anaheim's manager on September 3, 1999.

- Collins, 62, joined the Mets in 2010 as a Minor League Field Coordinator overseeing all on-field aspects of the Mets' Minor League Spring Training, mini camps, and Fall Instructional League...Was responsible for all phases of the Mets' minor league operations, including instruction, discipline, and player and staff evaluations.
- Served as the manager of the Orix Buffaloes in Japan's Nippon Professional Baseball League from 2007-2008...Guided Team China in the 2009 World Baseball Classic to its first tournament victory.

- Was the Director of Player Development for the Los Angeles Dodgers from 2005-2006 after serving as the Dodgers' Field Coordinator from 2002-2004.

- Was the third base and bullpen coach for the Tampa Bay Rays in 2001, an advance scout with the Chicago Cubs in 2000 and the Pittsburgh Pirates bullpen coach from 1992-1993.

- Managed 11 years in the minors from 1981-1991, capturing the Pacific Coast League Championship in 1987 with the Albuquerque Dukes...Named the Minor League Manager of the Year by The Sporting News that season.

- Led Lodi (73-67) to the California League (A) Championship in his first year as a manager in 1981, defeating Visalia three games to two in the championship series.

- Also was a manager with Buffalo (AAA) of the American Association when the Bisons were affiliated with Pittsburgh from 1989-1991, compiling a 246-186 record (.569).

- In 1991, led Buffalo to a first place finish in the Double-A Eastern Division.

- Guided Licey to the Caribbean World Series Championship in 1984...Also managed Laguaría of the Venezuelan Winter League in 1988 and 1989 before managing Caracas in 1992...Was at the helm of the Navajoa Mayos of the Mexican Winter League in 1983.

METS MANAGERS

YEARS	MANAGER	W-L	PCT.
1962-1965	Casey Stengel	175-404	.302
1965-1967	Wes Westrum	142-237	.375
1967	Sally Parker	4-7	.364
1968-1971	Gil Hodges	339-309	.523
1972-1975	Yogi Berra	292-296	.497
1975	Roy McMillan	26-27	.491
1976-1977	Joe Frazier	101-106	.488
1977-1981	Joe Torre	286-420	.405
1982-1983	George Bamberger	81-127	.389
1983	Frank Howard	52-64	.448
1984-1990	Davey Johnson	595-417	.588
1990-1991	Bud Harrelson	145-129	.529
1991	Mike Cubbage	3-4	.429
1992-1993	Jeff Torborg	85-115	.425
1993-1996	Dallas Green	229-283	.447
1996-2002	Bobby Valentine	536-467	.534
2003-2004	Art Howe	137-186	.424
2005-2008	Willie Randolph	302-253	.544
2008-2010	Jerry Manuel	204-213	.489
2011-	TERRY COLLINS	151-173	.466

- A former minor league shortstop, he played 10 seasons in the minors with the Dodgers from 1974-1978, 1980 and 1984 and the Pirates from 1971-1973.
- Was originally drafted by Pittsburgh as a shortstop in the 19th round of the June, 1971 Free Agent Draft.
- A native of Midland, MI, he graduated from Eastern Michigan University in 1971 and was twice named to the NAIA Collegiate World Series All Tournament team in 1968 and 1970.
- Played four seasons of baseball at EMU... Posted a .285 career batting average and led his club in batting as a freshman (.354) and as a senior (.317)... Paced his team in stolen bases all four seasons.
- Was inducted into EMU's Hall of Fame in 1995.
- Terry and his wife, Deborah, make their home in Midlothian, VA.

MANAGERIAL RECORD

YEAR	CLUB	LEAGUE	W-L	PCT.	PLACE
1981	Lodi (A)	California	73-67	.521	Seventh/Tied Second
1982	Vero Beach (A)	Florida State	80-53	.602	Second/First
1983	San Antonio (AA)	Texas	36-38	.486	Third
	Albuquerque (AAA)	Pacific Coast	42-26	.618	First
1984	Albuquerque (AAA)	Pacific Coast	62-81	.434	Fifth/Fifth
1985	Albuquerque (AAA)	Pacific Coast	67-76	.469	Fourth/Fourth
1986	Albuquerque (AAA)	Pacific Coast	54-88	.380	Fifth/Fifth
1987	Albuquerque (AAA)	Pacific Coast	77-65	.542	First/Fourth
1988	Albuquerque (AAA)	Pacific Coast	86-56	.606	Second/First
1989	Buffalo (AAA)	American Association	80-62	.563	Second
1990	Buffalo (AAA)	American Association	85-62	.578	Second
1991	Buffalo (AAA)	American Association	81-62	.566	First
1994	HOUSTON	NATIONAL	66-49	.574	SECOND
1995	HOUSTON	NATIONAL	76-68	.528	SECOND
1996	HOUSTON	NATIONAL	82-80	.506	SECOND
1997	ANAHEIM	AMERICAN	84-78	.519	SECOND
1998	ANAHEIM	AMERICAN	85-77	.525	SECOND
1999	ANAHEIM	AMERICAN	51-82	.383	FOURTH
2011	METS	NATIONAL	77-85	.475	FOURTH
2012	METS	NATIONAL	74-88	.457	FOURTH
Minor League Totals			823-736	.528	
Major League Totals			595-607	.495	

MAJOR LEAGUE COACHING CAREER

YEAR	CLUB	LEAGUE
1992-1993	Pittsburgh	National
2001	Tampa Bay	American

PLAYING CAREER

YEAR	TEAM	AVG.	G	AB	H	2B	3B	HR	RBI	SH	SF	HBP	BB	SO	SB	CS	E
1971	Niagara Falls (A)	.306	70	265	81	12	3	1	26	5	4	3	36	35	12	2	19
1972	Salem (A)	.253	126	459	116	17	7	1	41	3	1	2	70	75	8	3	25
1973	Sherbrooke (AA)	.235	114	324	76	9	0	0	20	5	2	1	59	54	7	4	12
1974	Waterbury (AA)	.200	86	230	46	3	2	1	23	7	3	3	46	42	2	3	11
1975	Waterbury (AA)	.111	4	9	1	0	0	0	1	2	0	0	3	2	0	0	2
1975	Albuquerque (AAA)	.314	64	153	48	5	4	0	10	2	0	1	18	19	2	3	11
1976	Albuquerque (AAA)	.241	67	174	42	4	5	2	24	4	3	3	19	21	6	3	3
1977	Albuquerque (AAA)	.247	54	158	39	6	3	0	15	1	1	0	32	21	2	2	9
1978	Albuquerque (AAA)	.276	72	217	60	9	4	1	22	3	2	0	21	20	4	1	12
1980	Albuquerque (AAA)	.143	11	14	2	0	0	0	1	0	0	0	3	4	1	1	3
1984	Albuquerque (AAA)	.167	3	6	1	0	0	0	0	0	0	0	0	0	0	0	0
Minor League Totals		.255	671	2009	512	65	28	6	183	32	16	13	307	293	44	22	107

* - led league

- rehabilitation assignment





RICKY BONES

BULLPEN COACH #25

HEIGHT: 6-0

BATS: Right

OPENING DAY AGE: 43

BIRTHPLACE: Salinas, PR

RESIDES: Pembroke Pines, FL

WEIGHT: 220

THROWS: Right

BIRTHDATE: April 7, 1969

APPOINTED: October 14, 2011

CONTRACT STATUS: Signed through 2013



FAMILY: Wife, Wanda; Daughters, Brittany (1/2/95) and Whitney (3/24/99); Sons, Randy (10/22/94) and Ricardo (3/24/99)

- Ricardo (Ricky) Bones was named the New York Mets bullpen coach, October 14, 2011.
- Served as the pitching coach for Caracas of the Venezuelan Winter League in 2011...His staff finished second in the league in ERA.
- Was a pitching coach in the Mets' minor league system for six years, from 2006-2011.
- From 2009-2011, he was the pitching coach for New York's Buffalo (AAA) team of the International League.
- In 2007 and 2008, he was with Binghamton (AA) of the Eastern League.
- In 2006, he helped St. Lucie (A) of the Florida State League to a championship.
- From 2004-2005, he was with the Montreal Expos/Washington Nationals organization...In 2005, he was the pitching coach for Potomac (A) of the Carolina League...Held the same position for Savannah (A) of the South Atlantic League in 2004.
- Pitched for 11 years in the major leagues with San Diego (1991), Milwaukee (1992-1996), the Yankees (1996), Cincinnati (1997), Kansas City (1997-1998), Baltimore (1999) and Florida (2000-2001).
- Amassed a career record of 63-82 with a 4.85 ERA (689 earned runs/1278.1 innings) in 375 games (164 starts).
- Was named to the American League All-Star team in 1994, finishing the season 10-9 with a 3.43 ERA (65 earned runs/170.2 innings).
- Collected a career-high 11 wins in 203.2 innings in 1993...Won double-digit games for Milwaukee in three straight years (11 in 1993, 10 in 1994 and 10 in 1995).
- Was the Pitching Coach for Team Puerto Rico during the 2013 World Baseball Classic where they finished second.
- His wife, Wanda, is a first cousin of former major leaguer Ricky Ledee.

MAJOR LEAGUE COACHING CAREER

YEAR	TEAM	LEAGUE
2012-	METS	NATIONAL

PLAYING CAREER

YEAR	TEAM	W-L	ERA	G	GS	CG	SHO	SV	IP	H	R	ER	HR	HB	BB	SO	WP	BK
1986	Spokane (A)	1-3	5.59	18	9	0	0	0	58.0	63	44	36	3	1	29	46	7	2
1987	Charleston (A)	12-5	3.65	26	26	4	1	0	170.1	183	81	69	9	6	45	130	6	2
1988	Riverside (A)	15-6	3.64	25	25	5	2	0	175.1	162	80	71	11	4	64	129	14	5
1989	Wichita (AA)	10-9	5.74	24	24	2	0	0	136.1	162	103	87	22	2	47	88	7	3
1990	Wichita (AA)	6-4	3.48	21	21	2	1	0	137.0	138	66	53	15	5	45	96	6	4
	Las Vegas (AAA)	2-1	3.47	5	5	0	0	0	36.1	45	17	14	2	1	10	25	1	0
1991	Las Vegas (AAA)	8-6	4.22	23	23	1	0	0	136.1	155	90	64	10	4	43	95	6	3
	SAN DIEGO (NL)	4-6	4.83	11	11	0	0	0	54.0	57	33	29	3	0	18	31	4	0
1992	MILWAUKEE (AL)	9-10	4.57	31	28	0	0	0	163.1	169	90	83	27	9	48	65	3	2
1993	MILWAUKEE (AL)	11-11	4.86	32	31	3	0	0	203.2	222	122	110	28	8	63	63	6	1
1994	MILWAUKEE (AL)	10-9	3.43	24	24	4	1	0	170.2	166	76	65	17	3	45	57	8	0
1995	MILWAUKEE (AL)	10-12	4.63	32	31	3	0	0	200.1	218	108	103	26	4	83	77	5	2
1996	MILWAUKEE (AL)	7-14	5.83	32	23	0	0	0	145.0	170	104	94	28	9	62	59	0	2
	NEW YORK (AL)	0-0	14.14	4	1	0	0	0	7.0	14	11	11	2	1	6	4	0	0
1997	Tucson (AAA)	5-0	2.79	8	7	0	0	0	42.0	40	18	13	2	3	8	22	0	1
	CINCINNATI (NL)	0-1	10.19	9	2	0	0	0	17.2	31	22	20	2	2	11	8	0	0
	KANSAS CITY (AL)	4-7	5.97	21	11	1	0	0	78.1	102	59	52	10	5	25	36	1	0
1998	Salt Lake (AAA)	5-1	3.42	8	8	0	0	0	47.1	41	20	18	5	3	19	41	1	0
	Omaha (AAA)	1-2	8.59	3	3	0	0	0	14.2	19	16	14	5	0	10	8	1	0
	KANSAS CITY (AL)	2-2	3.04	12	0	0	0	1	53.1	49	18	18	4	1	24	38	2	0
1999	BALTIMORE (AL)	0-3	5.98	30	2	0	0	0	43.2	59	29	29	7	2	19	26	3	0
2000	FLORIDA (NL)	2-3	4.54	56	0	0	0	0	77.1	94	43	39	6	3	27	59	2	1
2001	FLORIDA (NL)	4-4	5.06	61	0	0	0	0	64.0	71	39	36	7	3	33	41	0	0
2002	Las Vegas (AAA)	0-2	3.86	30	0	0	0	9	30.1	34	19	13	3	4	12	15	1	0
2003	Saltillo (MEX)	0-1	9.45	3	2	0	0	1	6.2	7	7	7	1	2	7	6	0	0
Minor League Totals		65-40	4.17	194	153	14	4	10	990.2	1049	561	459	88	35	339	701	49	20
American League Totals		53-68	4.77	238	151	11	1	1	1065.1	1169	617	565	149	42	375	425	30	5
National League Totals		10-14	5.24	137	13	0	0	0	213.0	253	137	124	18	8	89	139	6	1
Major League Totals		63-82	4.85	375	164	11	1	1	1278.1	1422	754	689	167	50	464	564	36	6

* - led league

- rehabilitation assignment

PRE-GAME TIMETABLES

GAMETIME	12:10	1:10	4:10 (FOX)
Mets Pitchers Hit	9:10-9:40	10:10-10:40	1:10-1:40
Mets BP	9:40-10:30	10:40-11:30	1:40-2:30
Visitors BP	10:30-11:10	11:30-12:10	2:30-3:10
Mets Infield	11:10-11:25	12:10-12:25	3:10-3:25
Visitors Infield	11:25-11:35	12:25-12:35	3:25-3:35
Ground Crew	11:35	12:35	3:35

GAMETIME	7:10	8:10 (ESPN)
Mets Pitchers Hit	4:10-4:40	5:10-5:40
Mets BP	4:40-5:30	5:40-6:30
Visitors BP	5:30-6:10	6:30-7:10
Mets Infield	6:15-6:25	7:15-7:25
Visitors Infield	6:25-6:35	7:25-7:35
Ground Crew	6:35	7:35





BOB GEREN

BENCH COACH #7

HEIGHT: 6-3

BATS: Right

OPENING DAY AGE: 51

BIRTHPLACE: San Diego, CA

RESIDES: Danville, CA

APPOINTED: October 14, 2011

CONTRACT STATUS: Signed through 2013

WEIGHT: 205

THROWS: Right

BIRTHDATE: September 22, 1961



FAMILY: Wife, Pam; Sons, Bobby (5/28/91) and Brett (7/14/92)

- Robert Peter (Bob) Geren was named the Mets bench coach on October 14, 2011.
- Was the manager of the Oakland Athletics from 2007 until June 9, 2011.
- In addition, he was a member of the A's major league coaching staff from 2003-2006, a stretch that included two American League West titles (2003, 2006) and one appearance in the AL Championship Series (2006).
- Spent his first three seasons with Oakland as the team's bullpen coach before serving as Ken Macha's bench coach in 2006.
- Named the 28th manager in franchise history and the 17th in Oakland history on November 17, 2006.
- Served as a coach for the AL squad at the All-Star Game in 2010.
- Joined Oakland's organization in 1999 as a manager of the A's Modesto (A) club of the California League and spent the next three years (2000-2002) as the manager of the Sacramento (AAA) River Cats of the Pacific Coast League.
- Managed for three seasons in the Boston Red Sox farm system...Led Utica (A) of the New York-Penn League in 1995, the Gulf Coast (R) Red Sox in 1996 and Sarasota (A) of the Florida State League in 1998.
- His seven-year managerial record on the minor league level is 452-390, including a 319-253 record in Oakland's system.
- After the 2005 season, he managed Escogido in the Dominican Winter League.
- Was the California League's Manager of the Year in 1999 after Modesto finished with an 88-52 record and won the Northern Division in both halves of the season.
- Also directed Sacramento to consecutive first place finishes in the Southern Division of the PCL as the River Cats posted a 90-54 record in 2000 and a 75-69 mark in 2001.
- A former catcher, his playing career spanned 15 years, including five seasons in the major leagues with the New York Yankees and San Diego Padres.
- Was selected by the Padres in the first round of the 1979 Amateur Draft...Was traded to the St. Louis Cardinals prior to making his major league debut with the Yankees in 1988.
- Played four years with the Yankees from 1988-1991 and enjoyed his best season in 1989 when he batted .288 (59-205) and hit a career-high nine home runs.
- Spent the 1992 season in the Red Sox minor league system.
- Finished his playing career with the Padres in 1993.
- Owns a .233 (178-765) career batting average in 307 major league games.
- Geren's son, Bobby, was drafted by Oakland in the 36th round of the 2010 First-Year Player Draft, but did not sign...He is now a third baseman and catcher on Princeton University's baseball team...Geren's youngest son, Brett, is a catcher for the Princeton Tigers.

MAJOR LEAGUE COACHING CAREER

YEAR	CLUB	LEAGUE
2003-2006	Oakland	American
2012-	METS	NATIONAL

MANAGERIAL RECORD

YEAR	CLUB	LEAGUE	W-L	PCT.	POS.
1995	Utica (Rookie)	New York-Penn	33-40	.452	5th
1996	GCL (Rookie)	Red Sox Gulf Coast	24-36	.400	4th
1998	Sarasota (A)	Florida State	76-61	.555	3rd
1999	Modesto (A)	California	88-52	.629	1st
2000	Sacramento (AAA)	Pacific Coast	90-54	.625	1st
2001	Sacramento (AAA)	Pacific Coast	75-69	.521	1st
2002	Sacramento (AAA)	Pacific Coast	66-78	.458	3rd
2007	OAKLAND	AMERICAN	76-86	.468	3RD
2008	OAKLAND	AMERICAN	75-86	.466	3RD
2009	OAKLAND	AMERICAN	75-87	.463	4TH
2010	OAKLAND	AMERICAN	81-81	.500	2ND
2011	OAKLAND	AMERICAN	27-36	.429	3RD
Major League Totals			334-376	.470	
Minor League Totals			452-390	.537	

PLAYING CAREER

YEAR	TEAM	AVG.	G	AB	R	H	2B	3B	HR	RBI	SH	SF	HBP	BB	SO	SB	CS	E
1979	Walla Walla (A)	.172	54	151	19	26	5	0	0	16	1	1	0	32	39	0	0	0
1980	Walla Walla (A)	.254	51	177	19	45	8	1	2	28	5	1	1	24	33	1	1	10
	Reno (A)	.287	48	157	24	45	7	1	4	23	2	1	1	24	41	1	0	4
1981	St. Petersburg (A)	.222	64	167	15	37	9	1	0	13	2	1	0	13	32	0	2	3
1982	St. Petersburg (A)	.244	110	352	38	86	24	1	1	45	3	3	5	29	68	3	1	10
1983	Springfield (A)	.265	124	434	67	115	21	3	24	73	3	4	3	40	127	0	0	11
1984	Arkansas (AA)	.247	86	292	39	72	12	0	15	40	3	1	1	34	69	1	0	8
	Louisville (AAA)	.175	15	40	3	7	1	0	0	3	0	0	0	5	8	0	0	1
1985	Arkansas (AA)	.225	103	315	38	71	18	1	5	40	7	5	1	31	74	3	1	2
	Louisville (AAA)	.357	5	14	2	5	2	0	1	3	0	0	0	0	1	0	0	0
1986	Albany-Colonie (AA)	.148	11	27	3	4	1	0	0	0	0	0	0	6	12	0	0	0
	Columbus (AAA)	.254	68	205	24	52	15	3	7	25	1	0	2	21	60	1	2	5
1987	Albany-Colonie (AA)	.221	78	213	33	47	7	2	11	31	4	5	0	21	42	1	1	3
	Columbus (AAA)	.150	5	20	1	3	0	0	1	3	1	0	0	0	9	0	0	1
1988	Columbus (AAA)	.271	95	321	37	87	13	2	8	35	4	4	1	33	69	0	1	8
	NEW YORK (AL)	.100	10	10	0	1	0	0	0	0	0	0	0	2	3	0	0	0
1989	Columbus (AAA)	.253	27	95	11	24	4	1	2	13	2	1	1	5	25	1	0	2
	NEW YORK (AL)	.288	65	205	26	59	5	1	9	27	6	1	1	12	44	0	0	3
1990	NEW YORK (AL)	.213	110	277	21	59	7	0	8	31	6	2	5	13	73	0	0	4
1991	NEW YORK (AL)	.219	64	128	7	28	3	0	2	12	3	0	0	9	31	0	1	3
1992	Winter Haven (A)	.304	7	23	3	7	0	0	1	2	0	0	0	1	5	0	0	1
	Pawtucket (AAA)	.207	66	213	28	44	7	0	9	25	0	0	0	17	53	0	2	1
1993	SAN DIEGO (NL)	.214	58	145	8	31	6	0	3	6	4	0	0	13	28	0	0	2
Minor League Totals		.242	1017	3216	385	777	154	16	91	402	37	26	18	304	728	11	11	72
American League Totals		.237	249	620	54	147	15	1	19	70	15	3	6	36	151	0	1	10
National League Totals		.214	58	145	8	31	6	0	3	6	4	0	0	13	28	0	0	2
Major League Totals		.233	307	765	62	178	21	1	22	76	19	3	6	49	179	0	1	12

* - led league

- rehabilitation assignment





TOM GOODWIN

FIRST BASE COACH #26

HEIGHT: 6-0

BATS: Left

OPENING DAY AGE: 44

BIRTHPLACE: Fresno, CA

RESIDES: Grapevine, TX

WEIGHT: 205

THROWS: Right

BIRTHDATE: July 27, 1968

APPOINTED: October 29, 2011

CONTRACT STATUS: Signed through 2013

FAMILY: Sons, Weslee (10/22/93) and Satchel (7/10/95)



- Thomas Jones (Tom) Goodwin was named the Mets first base coach on October 29, 2011...Also responsible for the club's outfielders and handles baserunning instruction for the team.
- Was a member of the Boston Red Sox organization from 2008-2011, the last three as the organization's Minor League Outfield and Baserunning Coordinator.
- In 2008, he coached Lowell (A) of the New York-Penn League, helping the Spinners to a 40-33 record and a first-place finish.
- Also managed the Lewisville Lizards of the Independent Continental Baseball League in 2007.
- Played 14 major league seasons with the Dodgers (1991-1993, 2000-2001), Royals (1994-1997), Rangers (1997-1999), Rockies (2000), Giants (2002) and Cubs (2003-2004).
- Was a lifetime .268 hitter with 24 home runs, 284 RBI and 369 stolen bases.
- Recorded 50 or more stolen bases in four different seasons, with a career-high 66 with Kansas City in 1996.
- From 1995-2000, he never ranked lower than seventh in the American League in steals, including three second-place finishes and two third-place finishes.
- During his career, he put together 62 multiple-steal contests, including a four-steal game on June 7, 2000 at Seattle.
- Stole home three times.
- In his major league career, he was successful in 369 of 487 (76 percent) stolen base attempts.
- Committed only 22 errors, recording a .991 fielding percentage (2,402 total chances).
- Went to the postseason four times, including his first career World Series appearance in 2002 with the Giants.
- Is a 1986 graduate of Central High School in Fresno, CA where he played baseball, football and basketball.
- Was originally selected by the Dodgers out of Fresno State in the first round (22nd overall pick) of the 1989 Amateur Draft.
- At Fresno State, he was a two-time All-America selection...Also was named to The Sporting News' College All-America team in 1989.
- Was a member of the 1988 Gold Medal winning USA Olympic baseball team.
- Selected by the Pirates in the sixth round of the 1986 Amateur Draft but did not sign.

MANAGERIAL RECORD

YEAR	CLUB	LEAGUE	W-L	PCT.	POS.
2007	Lewisville Lizards	Continental Baseball (Ind)	19-25	.432	3rd

MAJOR LEAGUE COACHING CAREER

YEAR	TEAM	LEAGUE
2012-	METS	NATIONAL

PLAYING CAREER

YEAR	TEAM	AVG.	G	AB	R	H	2B	3B	HR	RBI	SH	SF	HBP	BB	SO	SB	CS	E
1989	Great Falls (R)	.308	63	240	55	74	12	3	2	33	1	2	2	28	30	60	8	1
1990	Bakersfield (A)	.291	32	134	24	39	6	2	0	13	1	0	0	11	22	22	4	0
	San Antonio (AA)	.278	102	428	76	119	15	4	0	28	8	3	1	38	72	60	11	3
1991	Albuquerque (AAA)	.273	132	509	84	139	19	4	1	45	19	3	2	59	83	48	23	3
	LOS ANGELES (NL)	.143	16	7	3	1	0	0	0	0	0	0	0	0	0	1	1	0
1992	Albuquerque (AAA)	.301	82	319	48	96	10	4	2	28	6	3	1	37	47	27	10	1
	LOS ANGELES (NL)	.233	57	73	15	17	1	1	0	3	0	0	0	6	10	7	3	0
1993	Albuquerque (AAA)	.260	85	289	48	75	5	5	1	28	5	4	2	30	51	21	6	2
	LOS ANGELES (NL)	.294	30	17	6	5	1	0	0	1	0	0	0	1	4	1	2	0
1994	Omaha (AAA)	.308	113	429	67	132	17	7	2	34	5	3	4	23	60	50	20	2
	KANSAS CITY (AL)	.000	2	2	0	0	0	0	0	0	0	0	0	0	1	0	0	0
1995	KANSAS CITY (AL)	.288	133	480	72	138	16	3	4	28	14	0	5	38	72	50	18	3
1996	KANSAS CITY (AL)	.282	143	524	80	148	14	4	1	35	21	1	2	39	79	66	22	5
1997	KANSAS CITY (AL)	.272	97	367	51	100	13	4	2	22	11	1	2	19	51	34	10	1
	TEXAS (AL)	.237	53	207	39	49	13	2	0	17	0	2	1	25	37	16	6	2
1998	TEXAS (AL)	.290	154	520	102	151	13	3	2	33	10	3	2	73	90	38	20	3
1999	Charlotte (A)	.364	3	11	2	4	1	0	0	0	0	0	0	1	4	0	0	0
	TEXAS (AL)	.259	109	405	63	105	12	6	3	33	7	3	0	40	61	39	11	3
2000	COLORADO (NL)	.271	91	317	65	86	8	8	5	47	5	4	1	50	76	39	7	3
	LOS ANGELES (NL)	.251	56	211	29	53	3	1	1	11	0	0	0	18	41	16	3	0
2001	Wilmington (A)	.400	2	5	2	2	0	1	0	1	0	1	0	1	0	0	0	0
	LOS ANGELES (NL)	.231	105	286	51	66	8	5	4	22	1	2	0	23	58	22	8	1
2002	Fresno (AAA)	.226	17	62	11	14	3	1	0	7	1	0	0	8	8	3	2	0
	SAN FRANCISCO (NL)	.260	78	154	23	40	5	2	1	17	3	0	0	14	25	16	2	1
2003	CHICAGO (NL)	.287	87	171	26	49	10	0	1	12	1	1	0	11	33	19	5	0
2004	CHICAGO (NL)	.200	77	105	11	21	8	0	0	3	0	1	0	8	22	5	0	0
2005	Atlantic City (IND)	.265	88	328	55	87	11	5	5	38	7	2	1	45	46	23	4	2
Minor League Totals		.284	719	2754	472	781	99	36	13	255	44	21	13	281	423	314	88	14
American League Totals		.276	691	2505	407	691	81	22	12	168	63	10	12	234	391	243	87	17
National League Totals		.252	597	1341	229	338	44	17	12	116	10	8	1	131	269	126	31	5
Major League Totals		.268	1288	3846	636	1029	125	39	24	284	73	18	13	365	660	369	118	22

* - led league

- rehabilitation assignment

METS FAMILY

The following is a list of Mets players who played 10 or more years with the club:

PLAYER	NUMBER OF YEARS	YEARS
Ed Kranepool	18	1962-1979
John Franco	14	1990-2004
Bud Harrelson	13	1965-1977
Jerry Grote	12	1966-1977
Cleon Jones	12	1963-1975
Tom Seaver	12	1967-1979; 1983
Ron Hodges	12	1973-1984
Jerry Koosman	12	1967-1978
Dwight Gooden	11	1984-1994
Mookie Wilson	10	1980-1989
Lee Mazzilli	10	1976-1981; 1986-1989





DAVE HUDGENS

HITTING COACH #52

@dmhudgets

HEIGHT: 6-2

BATS: Left

OPENING DAY AGE: 56

BIRTHPLACE: Oroville, CA

RESIDES: Scottsdale, AZ

WEIGHT: 210

THROWS: Left

BIRTHDATE: December 5, 1956

APPOINTED: December 13, 2010

CONTRACT STATUS: Signed through 2013



FAMILY: Daughters, Heather (8/11/86), Tressa (9/3/90); Sons, Jordan (7/13/83) and Rock (1/15/99)

- David Mark (Dave) Hudgens is in his third season as the Mets hitting coach...Set to begin his 35th season overall in professional baseball.
- From 2006-2010, was the Cleveland Indians' Field Coordinator...Ensured that all coordinators and field staff were developing players based on each player's individual strengths and limitations, and that the staff was using effective methods of instruction and learning.
- Managed Caracas in the Venezuelan Winter League from 2005-2011, winning the Venezuelan Championship in the 2009-2010 season.
- Was the Oakland Athletics hitting coach in 1999 and again from 2003-2005.
- Served as the Assistant Director of Player Development for Oakland from 1996-1998 and from 2000-2002.
- Managed four years in Oakland's minor league system from 1985-1988, including three years at Medford (A) of the Northwest League...Led Pocatello (R) of the Pioneer League in 1985...Lost in the league finals in 1988 with Medford...Went 144-151 (.488) as a manager.
- Played six minor league seasons with the Athletics and Indians and appeared in six games with Oakland in 1983.
- Was drafted by the Mets in the first round of the January, 1975 Draft and by the Milwaukee Brewers in the 18th round of the June, 1977 Draft, but did not sign either time as he attended Arizona State University.
- Appeared in two College World Series during his four years with the Sun Devils...Batted .313 with 16 home runs and 135 RBI at ASU.

MAJOR LEAGUE COACHING CAREER

YEAR	TEAM	LEAGUE
1999	Oakland	American
2003-2005	Oakland	American
2011-	METS	NATIONAL

MANAGERIAL RECORD

YEAR	TEAM	LEAGUE	W-L	PCT.	POSITION
1985	Pocatello (R)	Pioneer	24-45	.348	Third
1986	Medford (A)	Northwest	43-31	.581	Second
1987	Medford (A)	Northwest	31-45	.408	Third
1988	Medford (A)	Northwest	46-30	.605	First
Minor League Totals			144-151	.488	

PLAYING CAREER

YEAR	TEAM	AVG.	G	AB	R	H	2B	3B	HR	RBI	SH	SF	HBP	BB	SO	SB	CS	E
1979	Waterloo (A)	.291	127	422	87	123	34	2	26	85	0	0	0	78	97	18	7	7
1980	Chattanooga (AA)	.210	113	376	31	79	9	4	8	49	2	3	3	24	63	4	1	0
1981	San Jose (A)	.260	59	208	28	54	6	2	5	28	1	5	4	19	56	3	1	9
	West Haven (A)	.184	42	114	10	21	6	1	4	12	1	0	1	10	31	0	3	2
1982	Modesto (A)	.301	132	495	75	131	27	5	24	82	0	5	5	50	80	7	8	1
1983	Tacoma (AAA)	.279	125	416	59	116	23	2	21	72	1	4	2	43	83	8	4	3
	OAKLAND (AL)	.143	6	7	0	1	0	0	0	0	0	0	0	0	3	0	0	0
1984	Albany-Colonie (AA)	.290	30	100	16	29	8	2	3	12	0	2	1	10	24	0	1	2
	Tacoma (AAA)	.217	44	129	14	28	9	0	1	14	0	0	2	25	36	1	1	2
Minor League Totals		.264	672	2200	320	581	122	18	92	354	6	25	21	259	470	41	26	27
Major League Totals		.143	6	7	0	1	0	0	0	0	0	0	0	0	3	0	0	0

* - led league

- rehabilitation assignment

ALL-TIME METS COACHES

Acta, Manny	2005-2006	Hemus, Sally	1962-1963	Perlozzo, Sam	1987-1989
Alicea, Luis	2009	Henderson, Rickey	2007	Peterson, Rick	2004-2008
Aguayo, Luis	2008	Herzog, Whitey	1966	Pettis, Gary	2003-2004
Alomar, Sandy, Sr.	2005-2009	Hiller, Chuck	1990	Pignatano, Joe	1968-1981
Apodaca, Bob	1996-1999	Hornsby, Rogers	1962	Robinson, Bill	1984-1989
Baylor, Don	2003-2004	Hoscheit, Vern	1984-1987	Robinson, Sherif	1964-1967, 1972
Benedict, Bruce	1997-1999	Hough, Charlie	2001-2002	Robson, Tom	1997-2000, 2002
BONES, RICKY	2012-	Howard, Frank	1982-1984, 1994-1996	Rojas, Cookie	1997-2000
Berra, Yogi	1965-1971	HUDGENS, DAVE	2011-	Ruffing, Red	1962
Brantley, Mickey	1999	Jackson, Al	1999-2000	Ruhle, Vern	2003
Burgess, Tom	1977	Johnson, Darrell	1993	Shines, Razor	2009-2010
Cavaretta, Phil	1975-1978	Johnson, Deron	1981	Silverio, Nelson	2004
Chambliss, Chris	2002	Johnson, Howard	2007-2010	Sisler, Dick	1979-1980
Conti, Guy	2005-2008	Kress, Red	1962	Sommers, Dennis	1977-1978
Cottier, Chuck	1979-1981	Landestoy, Rafael	1996	Spahn, Warren	1965
Cubbage, Mike	1990-1996	La Roche, Dave	1992-1993	Spencer, Tom	1991
Debus, Jon	2011	Lavagetta, Cookie	1962-1963	Staub, Rusty	1982-Player Coach
Down, Rick	2005-2007	Lopez, Juan	2002-2003	Stearns, John	2000-2001
Duson, Gene	1983	Manuel, Jerry	2005-2008	Stephenson, John	1992-1993
Edwards, Doc	1990-1991	Maxill, Dal	1978	Stottlemire, Mel	1984-1993
Engle, Dave	2001-2002	Mays, Willie	1974-1979	Swisher, Steve	1994-1996
Floyd, Bobby	2001, 2004	McCrow, Tom	1992-1996	TEUFFEL, TIM	2012-
Foote, Barry	1992-1993	McCullough, Clyde	1963	Valentine, Bobby	1983-1985
Frey, Jim	1982-1983	McMillan, Roy	1973-1976	Waits, Rick	2003
Galante, Matt	2002-2004	Monbouquette, Bill	1982-1983	Walker, Rube	1968-1981
GEREN, BOB	2012-	Murphy, John	1967	Wallace, Dave	1999-2000
Gibson, Bob	1981	Niemann, Randy	1997-1999,	Walling, Denny	2003-2004
GOODWIN, TOM	2012-		2001-2002, 2009-2010	WARTHEN, DAN	2008-
Haddix, Harvey	1966-1967	Nieto, Tom	2008	Westrum, Wes	1964-1965
Hale, Chip	2009-2011	Oberkfell, Ken	2008, 2011	White, Ernie	1963
Harder, Mel	1964	Parker, Sally	1967	Wilson, Mookie	1997-2002, 2011
Harellson, Bud	1982, 1985-1990	Pavlick, Greg	1985-1986,	Wine, Bobby	1993-1996
Heffner, Don	1964-1965		1988-1991, 1994-1996	Yost, Ed	1968-1975





TIM TEUFEL

THIRD BASE COACH #18

HEIGHT: 6-0

BATS: Right

OPENING DAY AGE: 54

WEIGHT: 188

THROWS: Right

BIRTHDATE: July 7, 1958

BIRTHPLACE: Greenwich, CT

RESIDES: Palm Beach Gardens, FL

APPOINTED: October 5, 2011

CONTRACT STATUS: Signed through 2013



FAMILY: Wife, Valerie; Daughters, Kenley (8/1/88), Kelly (4/7/90), Amber Grace (11/30/94); Son, Shawn (7/16/86)

- Timothy Shawn (Tim) Teufel was named the Mets third base coach on October 5, 2011.
- In 2011, he managed New York's Buffalo (AAA) team of the International League to a 61-82 record.
- Was the manager of Leones Del Caracas in the Venezuelan Professional Baseball League in 2011...Managed the first 28 games.
- A former second baseman, he was a key member of the Mets' 1986 World Championship team...Acquired from the Minnesota Twins in a five-player trade on January 14, 1986.
- Batted .333 in five postseason games in 1986...Started two games during the League Championship Series and three contests in the World Series...Hit .247 in 93 games for the 1986 Mets.
- In 1987, he hit .308 in 97 contests for the Mets.
- Hit seven pinch-hit home runs during his career, five as a Met, three short of Mark Carreon's club record.
- Cracked the third pinch-hit grand slam in Mets' history and the first slam of his career on June 10, 1986 earning his team a victory over the Phillies...It was the eighth pinch-hit grand slam in baseball history.
- In total, he managed for eight years in the Mets minor league system...Started his managerial career with Brooklyn (A) of the New York-Penn League in 2003, led St. Lucie (A) of the Florida State League in 2004 -2005 and 2008-2009, Savannah (A) of the South Atlantic League in 2007 and Binghamton (AA) of the Eastern League in 2010.
- Compiled a cumulative 464-562 (.452) record as a manager.
- In 2001 and 2002, he served the organization as the Mets minor league infield coordinator.
- Returned to the Mets in 1998 as a member of the Professional Scouting Department.
- Played 11 years in the major leagues (1983-1993), including six years with the Mets (1986-1991)...Also played with the Twins and Padres.
- Was drafted by the Twins in the second round of the June, 1980 Free Agent Draft.
- Was All-ACC and a first team All-American at Clemson University as a senior...Led the Tigers to the College World Series.
- Has received "Good Guy" Awards from the New York Press Photographers Association and the New York Baseball Writers Association.
- His son, Shawn, a lefthanded pitcher, was drafted by the Detroit Tigers organization...On August 18, 2011, pitching for Toledo (AAA) of the International League, Shawn went 6.0 shutout innings to turn back Tim's Buffalo team...Shawn pitched collegiately at Liberty (VA) University...Last season Shawn pitched at three different levels in the Tigers minor league system, including Toledo (AAA).

MAJOR LEAGUE COACHING CAREER

YEAR	TEAM	LEAGUE
2012-	METS	NATIONAL

MANAGERIAL RECORD

YEAR	TEAM	LEAGUE	W-L	PCT.	POSITION
2003	Brooklyn (A)	New York-Penn	47-28	.627	1st
2004	St. Lucie (A)	Florida State	64-65	.496	4th
2005	St. Lucie (A)	Florida State	66-68	.493	4th
2007	Savannah (A)	South Atlantic	41-94	.304	8th
2008	St. Lucie (A)	Florida State	53-81	.396	6th
2009	St. Lucie (A)	Florida State	66-68	.493	3rd
2010	Binghamton (AA)	Eastern	66-76	.465	5th
2011	Buffalo (AAA)	International	61-82	.427	5th
Minor League Totals			464-562	.452	

PLAYING CAREER

YEAR	TEAM	AVG.	G	AB	R	H	2B	3B	HR	RBI	SH	SF	HBP	BB	SO	SB	CS	E
1980	Orlando (AA)	.265	86	287	38	76	15	3	11	47	3	2	0	49	61	3	1	17
1981	Orlando (AA)	.248	128	416	69	103	21	5	17	60	6	5	2	45	80	4	1	20
1982	Orlando (AA)	.282	100	340	52	96	12	4	9	56	5	9	3	67	51	16	5	15
	Toledo (AAA)	.282	45	149	25	42	10	4	6	20	5	2	2	15	23	1	1	3
1983	Toledo (AAA)	.323	136	471	103	152	27	6	27	100	4	9	1	102	71	13	4	14
	MINNESOTA (AL)	.308	21	78	11	24	7	1	3	6	2	0	0	2	8	0	0	1
1984	MINNESOTA (AL)	.262	157	568	76	149	30	3	14	61	2	4	2	76	73	1	3	13
1985	MINNESOTA (AL)	.260	138	434	58	113	24	3	10	50	7	4	3	48	70	4	2	12
1986	METS	.247	93	279	35	69	20	1	4	31	3	3	1	32	42	1	2	9
1987	METS	.308	97	299	55	92	29	0	14	61	3	2	2	44	53	3	2	11
1988	METS	.234	90	273	35	64	20	0	4	31	2	4	1	29	41	0	1	7
1989	METS	.256	83	219	27	56	7	2	2	15	0	2	1	32	50	1	3	10
1990	METS	.246	80	175	28	43	11	0	10	24	1	1	0	15	33	0	0	4
1991	METS	.118	20	34	2	4	0	0	1	2	0	0	0	2	8	1	1	0
	SAN DIEGO (NL)	.228	97	307	39	70	16	0	11	42	4	2	1	49	69	8	2	9
1992	SAN DIEGO (NL)	.224	101	246	23	55	10	0	6	25	0	1	1	31	45	2	1	7
1993	SAN DIEGO (NL)	.250	96	200	26	50	11	2	7	31	3	1	0	27	39	2	2	3
Minor League Totals		.282	495	1663	287	469	85	22	70	283	23	27	8	278	286	37	12	69
American League Totals		.265	316	1080	145	286	61	7	27	117	11	8	5	126	151	5	5	26
National League Totals		.248	757	2032	270	503	124	5	59	262	16	16	7	261	380	18	14	60
Major League Totals		.254	1073	3112	415	789	185	12	86	379	27	24	12	387	531	23	19	86

* - led league

- rehabilitation assignment

CASEY'S LAST GAME

On Saturday afternoon, July 24, 1965, the Philadelphia Phillies defeated the Mets at Shea, 5-1. The game was the last in the distinguished career of manager Casey Stengel. Stengel was forced into retirement by a broken hip he would suffer later that night. Here are some details of the game: Jim Bunning struck out 12, tossing a two-hitter for the Phillies. Johnny Lewis had both Met hits, including a solo home run in the fourth that provided New York's only run. Wes Covington went 3-3 with a double, a home run, and three RBI to lead the Phils. Richie Allen added three hits for Philadelphia and Dick Stuart cracked a home run.

TEAM	1	2	3	4	5	6	7	8	9	R	H	E	LOB
PHILADELPHIA	2	0	0	1	0	2	0	0	0	5	14	0	11
METS	0	0	0	1	0	0	0	0	0	1	2	1	2

E-Cannizzaro. DP-Philadelphia-0, New York-1. 2B-Allen, Covington. HR-Covington, Lewis, Stuart.

WP-Jim Bunning. LP-Tom Parsons. Time-2:33. Attendance-36,921.





DAN WARTHEN

PITCHING COACH #59

HEIGHT: 6-0

BATS: Switch

OPENING DAY AGE: 60

BIRTHPLACE: Omaha, NE

RESIDES: Portland, OR

APPOINTED: June 17, 2008

CONTRACT STATUS: Signed through 2013

FAMILY: Daughter, Britt (8/12/96)

WEIGHT: 200

THROWS: Left

BIRTHDATE: December 1, 1952



- Daniel (Dan) Dean Warthen was named New York's pitching coach on June 17, 2008.
- Returned to the Mets organization in 2008 and began the year as the pitching coach for New Orleans (AAA) of the Pacific Coast League.
- From 2006-2007, he was the bullpen coach for the Los Angeles Dodgers.
- Was a coach in the Mets minor league system from 2003-2005...In 2004 and 2005, he served as the pitching coach for Norfolk (AAA) of the International League...In 2003, he was the pitching coach for the Florida State League Champion St. Lucie (A) Mets.
- In addition to the Mets and Dodgers, he was a coach with three other major league teams...Was the pitching coach for Detroit from 1999-2002 and for the Padres in 1996 and 1997...For Seattle, served as the bullpen coach in 1991 and the pitching coach in 1992.
- Became the Padres minor league pitching instructor in 1993...Joined Las Vegas (AAA) of the Pacific Coast League in 1994, and returned to his roving duties in 1995 before moving to the major league club.
- Returned to professional baseball as the Phillies roving minor league pitching instructor in 1984...Continued in that role through the 1986 season, then served as a pitching coach in Seattle's minor league system from 1987-1990.
- Was in private business in 1983.
- Was a player/coach in the Pirates organization in 1981 and 1982.
- Pitched in the major leagues from 1975-1978 with the Montreal Expos, Philadelphia Phillies and Houston Astros... Combined to go 12-21 with a 4.31 ERA in 83 games, 41 starts...Made his major league debut as a 22-year-old on May 18, 1975 with the Expos, pitching a scoreless inning against Cincinnati.
- Picked up his first major league victory on May 31, 1975 vs. San Francisco...Collected his first win as a starting pitcher on July 31, 1975, holding the Phillies to two runs over 6.0 innings in a 7-4 triumph.
- Was selected in the second round of the 1971 amateur draft by the Montreal Expos...Warthen turned down football scholarship offers from Nebraska, USC, UCLA, Michigan and Northwestern to pursue professional baseball.

MAJOR LEAGUE COACHING CAREER

YEAR	TEAM	LEAGUE
1991-1992	Seattle	American
1996-1997	San Diego	National
1999-2002	Detroit	American
2006-2007	Los Angeles	National
2008-	METS	NATIONAL

PLAYING CAREER

YEAR	TEAM	W-L	ERA	G	GS	CG	SHO	SV	IP	H	R	ER	HR	HB	BB	SO	WP	BK
1971	Watertown (A)	9-3	3.96	14	14	*10	0	0	109.0	*109	64	48	9	5	49	101	2	1
1972	Quebec (AA)	3-4	4.11	10	7	3	0	0	46.0	40	24	21	3	1	20	38	2	1
1973	Quebec (AA)	8-6	3.57	36	17	2	1	2	141.0	106	71	56	8	0	107	102	10	0
1974	Quebec (AA)	5-6	3.07	14	14	6	0	0	91.0	81	40	31	5	0	57	56	7	1
	Memphis (AAA)	6-2	3.24	14	13	1	0	0	86.0	79	39	31	8	2	41	70	2	0
1975	MONTREAL (NL)	8-6	3.11	40	18	2	0	3	168.0	130	62	58	8	1	87	128	5	3
	Memphis (AAA)	2-5	2.33	8	8	2	0	0	54.0	32	16	14	4	2	30	48	0	0
1976	MONTREAL (NL)	2-10	5.30	23	16	2	0	0	90.0	76	59	53	8	2	66	67	2	0
	Denver (AAA)	4-0	3.18	8	4	2	1	0	34.0	22	17	12	0	1	20	34	0	1
1977	MONTREAL (NL)	2-3	7.97	12	6	1	0	0	35.0	33	34	31	7	0	38	26	2	1
	PHILADELPHIA (NL)	0-1	6.75	3	0	0	0	0	4.0	4	3	3	0	0	5	1	1	0
	Oklahoma City (AAA)	1-1	9.00	7	4	0	0	0	16.0	12	17	16	2	0	28	23	7	0
1978	HOUSTON (NL)	0-1	4.09	5	1	0	0	0	11.0	10	5	5	3	0	2	2	0	2
	Oklahoma City (AAA)	13-8	4.09	27	27	12	1	0	196.0	181	116	89	21	3	110	144	7	2
1979	Portland (AAA)	10-9	3.56	49	11	1	0	3	154.0	139	69	61	11	4	80	92	7	0
1980	Portland (AAA)	3-1	3.32	22	3	0	0	1	57.0	48	32	21	6	2	36	30	3	1
1981	Buffalo (AA)	0-1	11.45	10	0	0	0	0	11.0	11	16	14	0	2	16	12	3	0
1982	Alexandria (A)	0-0	0.75	17	0	0	0	0	24.0	18	5	2	0	1	8	20	2	0
Minor League Totals		64-46	3.67	236	122	39	3	6	1019.0	878	526	416	77	23	602	770	52	7
Major League Totals		12-21	4.38	83	41	5	0	3	308.0	253	163	150	26	3	198	224	10	6

* - led league

- rehabilitation assignment

MEET THE METS (LYRICS)

BY RUTH ROBERTS & BILL KATZ (1962)

Meet the Mets, meet the Mets,
 Step right up and greet the Mets.
 Bring your kiddies, bring your wife,
 Guaranteed to have the time of your life.
 Because the Mets are really sockin' the ball,
 Knockin' those home runs over the wall.
 East side, West side, everybody's coming down,
 To meet the M-E-T-S Mets, of New York town.

Oh, the butcher and the baker and the
 people on the streets,
 Where did they go? To MEET THE METS!
 Oh, they're hollerin' and cheerin' and
 they're jumpin' in their seats,
 Where did they go? To MEET THE METS!
 All the fans are true to the orange and blue,
 So hurry up and come on down -
 'cause we've got ourselves a ball club,
 The Mets of New York town!

Give 'em a yell! Give 'em a hand!
 And let 'em know you're rootin' in the stands!
 Come on and Meet the Mets, meet the Mets,
 Step right up and greet the Mets.
 Bring your kiddies, bring your wife,
 Guaranteed to have the time of your life.
 Because the Mets are really sockin' the ball,
 Knockin' those home runs over the wall.
 East side, West side, everybody's coming down,
 To meet the M-E-T-S Mets,
 Of New York town,
 Of New York town!!!!





DAVE RACANIELLO

BULLPEN CATCHER #54

HEIGHT: 5-10 **WEIGHT:** 180
BATS: Right **THROWS:** Right
OPENING DAY AGE: 34 **BIRTHDATE:** June 3, 1978

BIRTHPLACE: Stamford, CT
RESIDES: Stamford, CT

FAMILY: Single



- David (Dave) Racaniello begins his 13th season as a Mets bullpen catcher.
- Climbed Mount Kilimanjaro with R.A. Dickey in January, 2012.
- Graduated from West Hill High School in Stamford, CT where he played baseball for coach Frank Donatucci.
- Played baseball for two years at Norwalk Community College...His team won the Junior College World Championship.
- Attended Central Connecticut College for one year.



ERIC LANGILL

BULLPEN CATCHER #78

HEIGHT: 5-9 **WEIGHT:** 190
BATS: Right **THROWS:** Right
OPENING DAY AGE: 33 **BIRTHDATE:** April 9, 1979

BIRTHPLACE: Kirkland, Quebec, Canada
RESIDES: Kirkland, Quebec, Canada

FAMILY: Single



- Eric Joseph Langill begins his third season as a bullpen catcher for the Mets...He joined the team in June, 2011.
- Was a 34th round draft pick of Montreal in the June, 1999 Free Agent Draft and played in the Expos' farm system until 2002...Joined the Dodgers organization that season...In 2001, was a teammate of Jason Bay while at Clinton (A) of the Midwest League.
- With Los Angeles, he was invited to major league spring training in 2006 and spent parts of two seasons at Las Vegas (AAA) of the Pacific Coast League in 2004 and 2006.
- Attended Des Moines (IA) Community College.
- Eric was born and still makes his home in Kirkland, Quebec, Canada.

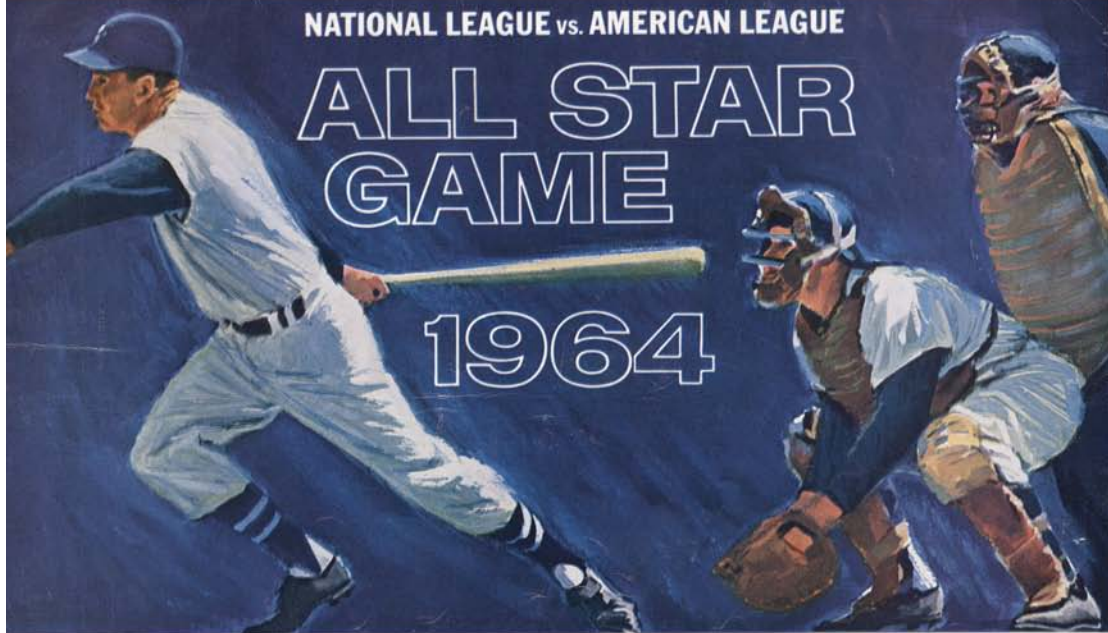
2013 PLAYERS



NATIONAL LEAGUE vs. AMERICAN LEAGUE

ALL STAR GAME

1964



SHEA STADIUM, NEW YORK



OFFICIAL
PROGRAM
50 CENTS



SCOTT ATCHISON

RIGHTHANDED PITCHER #50

HEIGHT: 6-2

BATS: Right

OPENING DAY AGE: 37

BIRTHPLACE: Denton, TX

RESIDES: Keller, TX

WEIGHT: 200

THROWS: Right

BIRTHDATE: March 29, 1976

MAJOR LEAGUE SERVICE TIME: 3 Years, 168 Days

SIGNED BY: Des Hamilton (Seattle)

HOW OBTAINED: Signed as a minor league free agent on January 29, 2013

CONTRACT STATUS: Signed through 2013



non roster invitee

2012

- Completed his third straight season with the Boston Red Sox organization.
- Fashioned a career low 1.58 ERA (nine earned runs/51.1 innings), the second-lowest mark among American League relievers and the fourth-lowest in the majors with at least 50.0 innings pitched.
- Owens a 3.18 ERA (50 earned runs in 141.2 innings) in 102 games (one start) over the last three years.
- Allowed an earned run in just seven of his 42 outings, including no earned runs in 31 of 35 appearances beginning April 29...Over that span he allowed six earned runs in 39.2 innings (1.36 ERA).
- Posted a rate of 4.00 strikeouts per walks (36 strikeouts, nine walks), the best among AL relievers with at least 50.0 innings.
- Missed 55 games while on the Disabled List with a right elbow strain...Was placed on the DL on July 15 (retroactive to July 14) and moved to the 60-Day DL on August 16...Did not return until September 12.
- Tied for ninth in the American League with four relief outings of 3.0 innings or more...Of his 12 outings with at least 2.0 innings, 10 were scoreless.
- Tossed 3.0 shutout innings three times (April 9 at Toronto, May 5 vs. Baltimore and May 25 vs. Tampa Bay).
- Held lefthanded hitters to a .188 (16-85) batting mark.
- In 14 day games, he held opponents to a 0.51 ERA (one earned runs/17.2 innings)...It was the third best day ERA among AL pitchers with at least 15.0 innings.
- Did not allow a home run over a career-long 31-game stretch from April 20-July 6 (34.1 innings pitched).
- Led the majors with 17.0 scoreless innings over 11 outings in May, the most innings without allowing a run by a Boston pitcher in any month since Bob Stanley's 23.1 innings in August, 1980...It was also the most shutout innings by a Red Sox pitcher in May since 1921.
- Did not yield an extra-base hit over 14 appearances from May 16-June 21 (15.1 inning), the longest stretch of his career.
- Pitched a career-high 15 game scoreless streak from April 29-June 3 (19.2 innings).
- Also tallied a six-game scoreless streak from June 8-June 21 (6.2 innings).
- After being activated from the DL on September 12, he threw 5.1 scoreless innings over five outings from September 16-October 3...Allowed five hits and struck out two batters during that span.

SCOTT'S BEST

WIN STREAK

3 games

9/19/11-6/21/12

LOSS STREAK

2 games

3 times, last, 8/28/10-9/21/10

STRIKEOUTS, GAME

5 strikeouts

6/18/10, Boston vs. Los Angeles-NL

LONGEST OUTING, STARTER

3.0 innings

6/12/10, Boston vs. Philadelphia

LONGEST OUTING, RELIEVER

4.0 innings

4/17/12, Boston vs. Texas

MOST WALKS, GAME

3 walks

2 times, last, 8/25/10, Boston vs. Seattle

FEWEST WALKS, COMPLETE GAME

None

SCORELESS STREAK

19.2 innings

4/29/12-6/3/12

LAST COMPLETE GAME

None

LAST COMPLETE GAME SHUTOUT

None

FEWEST HITS, COMPLETE GAME

None

2011

- Pitched 3.0 or more innings three different times.
- Began the year with Pawtucket (AAA) of the International League and was recalled by the Red Sox for the first time on May 5.
- Collected his first career save May 20 vs. Chicago with 3.0 hitless and scoreless innings.

2010

- Made his first Opening Day roster.
- Reached then-career highs in appearances and innings pitched.
- Recorded a career-high eight holds
- Made his first career start June 12 vs. Philadelphia...Tied a career-high with 3.0 innings pitched.
- In eight games in July, he went 1-0 with a 2.93 ERA.

2009

- Fashioned a 1.70 ERA and went 5-3 in 75 games for the Hanshin Tigers in Japan's Central League.
- Had 81 strikeouts and just 20 walks.
- Finished with 30 holds.
- Was fourth in the Central League in ERA among set-up relievers.

2008

- Made 12 starts for the Hanshin Tigers.
- Struck out 85 and walked 26 batters.

2007

- Made 22 appearances over two tours of duty with the Giants.
- Selected by the Giants on July 4...Optioned back to Fresno (AAA) of the Pacific Coast League on July 8.
- Recalled by San Francisco again on August 6 and stayed with the Giants the remainder of the year.
- Tossed a season-high 3.0 innings on September 18 at Arizona.

2006

- Missed time on the Disabled List with a right elbow strain from April 13-May 29.

2005

- Placed on the 60-Day Disabled List for most of the year recovering from a strained right elbow.
- Made his season debut on September 10 vs. Baltimore.
- Did not allow a run in four of his six appearances.

2004

- His contract was selected by Seattle on July 30.
- Pitched 2.2 innings in his major debut on July 31 at Anaheim.
- Recorded his first big league victory on August 5 at Tampa Bay.
- Named to the Pacific Coast League All-Star team.

2003

- In his first season primarily working in relief, he appeared in 39 games (seven starts).

2002

- Was 5-9 with a 4.59 ERA in 21 starts, while he was 0-1 with two saves and a 5.06 ERA in six relief outings.

2001

- Named to the Texas League All-Star team.

2000

- Pitched for Lancaster (A) of the California League and Tacoma (AAA) of the Pacific Coast League.

1999

- Began his professional career with Wisconsin (A) of the Midwest League.

BACKGROUND

- Scott Atchison graduated from McCullough High School in Woodlands, TX in 1994
- Attended Texas Christian University.
- Earned four letters at TCU and was named All-Southwest Conference twice and All-Western Athletic Conference once.
- Drafted in the 36th round of the 1994 First-Year Player Draft by the Seattle Mariners, but did not sign.



CAREER TRANSACTIONS

- Selected by the Seattle Mariners in the 49th round of the June 1998 Free Agent Draft.
- On the 60-Day Disabled List, April 2-September 3, 2005, with a strained right elbow.
- Signed by the San Francisco Giants as a minor league free agent on November 13, 2006.
- On the 15-Day Disabled List, April 13-May 29, with a strained right elbow.
- Signed by the Boston Red Sox as a minor league free agent on December 7, 2007.
- Signed by the Hanshin Tigers of the Japanese Central League on January 4, 2008.
- Signed by the Boston Red Sox as a minor league free agent on December 2, 2009.
- On the 60-Day Disabled List, July 14-August 16, 2012 with a strained right elbow.
- Signed by the New York Mets as minor league free agent on January 29, 2013.

YEAR	TEAM	W-L	ERA	G	GS	CG	SHO	SV	IP	H	R	ER	HR	HB	BB	SO	WP	BK
1999	Wisconsin (A)	4-5	3.42	15	13	0	0	0	81.2	67	34	31	4	3	25	85	4	1
2000	Tacoma (AAA)	1-1	3.81	5	5	0	0	0	26.0	22	11	11	3	0	6	18	0	0
	Lancaster (A)	5-5	3.69	18	18	1	0	0	97.2	117	58	40	10	4	21	77	2	0
2001	San Antonio (AA)	9-10	4.24	24	24	1	0	0	136.0	171	84	64	11	12	28	83	6	0
2002	Tacoma (AAA)	5-10	4.63	27	21	1	1	2	124.1	123	68	64	13	9	31	112	1	0
2003	Tacoma (AAA)	6-9	4.31	39	7	0	0	1	108.2	114	57	52	8	3	37	83	2	0
2004	Tacoma (AAA)	5-3	4.15	40	1	0	0	7	69.1	71	35	32	8	2	26	76	5	0
	SEATTLE (AL)	2-3	3.52	25	0	0	0	0	30.2	29	12	12	4	0	14	36	2	0
2005	AZL Mariners (R)	0-0	5.40	4	3	0	0	0	5.0	7	3	3	0	1	1	9	0	0
	San Antonio (AA)	0-0	0.00	5	0	0	0	0	6.0	3	0	0	0	0	2	8	0	0
	Tacoma (AAA)	0-0	4.15	10	0	0	0	0	13.0	13	6	6	0	0	5	17	1	0
2005	SEATTLE (AL)	0-0	6.75	6	0	0	0	0	6.2	7	5	5	1	0	1	9	0	0
2006	Tacoma (AAA)	4-0	2.34	30	0	0	0	1	50.0	49	13	13	2	1	15	39	2	0
2007	Fresno (AAA)	3-2	2.01	38	1	0	0	4	53.2	44	17	12	1	1	8	51	3	0
	SAN FRANCISCO (NL)	0-0	4.11	22	0	0	0	0	30.2	32	14	14	5	1	10	25	2	0
2008	Hanshin (JPN)	7-6	3.70	42	12	0	0	0	104.2	104	50	43	9	2	26	85	1	3
2009	Hanshin (JPN)	5-3	1.70	75	0	0	0	0	90.0	60	20	17	3	1	20	81	0	1
2010	Pawtucket (AAA)	1-0	4.05	11	0	0	0	0	13.1	13	6	6	0	0	5	17	2	0
	BOSTON (AL)	2-3	4.50	43	1	0	0	0	60.0	58	37	30	9	1	19	41	4	0
2011	Pawtucket (AAA)	6-2	2.64	36	1	0	0	5	61.1	50	20	18	5	4	9	72	5	0
	BOSTON (AL)	1-0	3.26	17	0	0	0	1	30.1	31	11	11	0	2	6	17	2	0
2012	Pawtucket (AAA)	0-0	13.50	2	1	0	0	0	2.0	3	3	3	1	0	0	2	0	0
	BOSTON (AL)	2-1	1.58	42	0	0	0	0	51.1	42	10	9	2	0	9	36	2	0
Minor League Totals		49-47	3.77	304	95	3	1	20	848.0	867	415	355	66	40	219	749	33	1
Major League Totals		7-7	3.48	155	1	0	0	1	209.2	199	89	81	21	4	59	164	12	0

* - led league

- rehabilitation assignment

MAJOR LEAGUE HITTING TOTALS

YEAR	TEAM	AVG	G	AB	R	H	2B	3B	HR	RBI	SH	SF	HBP	BB	SO	SB	CS	SLG	OBP	E
2012	BOSTON	---	42	0	0	0	0	0	0	0	0	0	0	0	0	0	0	---	---	0
Career Totals		.000	155	2	0	0	0	0	0	0	0	0	0	0	1	0	0	.000	.000	0

Last Home Run—None

Most Hits, Game—None

Most RBI, Game—None

CAREER FIELDING

POS	G	PO	A	E	PCT	TC	DP
P	155	22	31	1	.981	54	3

**MIKE BAXTER**
OUTFIELDER #23**HEIGHT:** 6-0**BATS:** Left**OPENING DAY AGE:** 28**WEIGHT:** 195**THROWS:** Right**BIRTHDATE:** December 7, 1984**BIRTHPLACE:** Whitestone, NY**RESIDES:** Nashville, TN**MAJOR LEAGUE SERVICE TIME:** 2 Years, 15 Days**SIGNED BY:** Bill Merkel (San Diego)**HOW OBTAINED:** Claimed off waivers from the San Diego Padres on July 22, 2011**CONTRACT STATUS:** Signed through 2013**2012**

- Made his first Opening Day roster...Placed on the 15-Day DL, June 3 with a displaced right collarbone and fractured rib cartilage next to the sternum...Hurt himself on June 1, crashing into the leftfield wall in the seventh inning to preserve Johan Santana's no-hitter...Reinstated on July 30.
- Finished with the best pinch-hit average in the majors, hitting .458 (11-24) off the bench (minimum 20 PA) and the most doubles (six)...His eight RBI as a pinch-hitter was tied for sixth in the majors...His pinch-hit average was the third-highest in franchise history...Bruce Boischair (12-21, .571, 1976) and Ed Kranepool (17-35, .486, 1974) are the only Mets ahead of Baxter.
- Set a career-high with three hits on May 20 at Toronto.
- Made his first start of the season on April 23 in Game 1 vs. San Francisco ...Went 1-4 with a double and an RBI.
- Hit leadoff for the first two times in his career, May 22-23 at Pittsburgh...Started the game at the top of the order 12 times in 2012, with the Mets going 7-5 in those contests.
- Set a franchise record for a nine-inning game with five walks on August 4 at San Diego...Also matched the overall franchise record (Vince Coleman vs. Pittsburgh, 1992, 16 innings)...The last NL player to walk five times in a nine-inning game was Ryan Howard, May 30, 2006...Also became the third rookie in the last 60 years to walk five times in a game...The Dodgers' Greg Brock in 1983 and Cleveland's Jim Norris in 1977 also did it.
- Hit in a career-high eight straight (August 9-August 20, .367, 11-30)
- Hit his first career leadoff home run on August 30 at Philadelphia (off Kyle Kendrick).
- Broke a 0-19 skid with a home run on September 20 vs. Philadelphia.
- Hit .327 (16-49) in 13 rehabilitation games with Buffalo (AAA) of the International League, Binghamton (AA) of the Eastern League and St. Lucie (A) of the Florida State League.

MIKE'S BEST**HITS, GAME****3 hits**

5/20/12 at Toronto

HOME RUNS, GAME**1 home run**

4 times, last, 9/20/12 vs. Philadelphia

MULTI-HOME RUN GAMES

None

LEADOFF HOME RUNS**1 home run**

8/30/12 at Philadelphia (Kyle Kendrick)

INSIDE-THE-PARK HOME RUNS

None

WALK-OFF HOME RUNS

None

PINCH-HIT HOME RUNS

None

RBI, GAME**2 RBI**

4 times, last, 8/28/12 at Philadelphia

STOLEN BASES, GAME**1 stolen base**

5 times, last, 9/3/12 at St. Louis

HITTING STREAK**8 games**

8/9/12-8/20/12

GRAND SLAMS

None



2011

- Started the year in San Diego's organization, rehabilitating ligaments in his left thumb which was injured during Spring Training.
- Claimed off waivers by the Mets on July 22...Assigned to Buffalo (AAA) of the International League where he appeared in 11 games before an August 8 promotion to New York...Returned to Buffalo on August 29 and recalled again to New York on September 6.
- Made his Mets debut on August 8, and doubled as a pinch-hitter in the eighth inning...Drove in a run, his second career RBI...The double was the first extra-base hit of his career...Became the 36th player born in New York City to play for the Mets.
- Made his first career start on August 10 vs. San Diego...Started in rightfield and went 1-3 with two walks.
- Drove in two runs with his first career home run on September 28, the final day of the regular season...Hit a sixth-inning home run off Cincinnati's Edinson Volquez in the Mets' 3-0 win at Citi Field.
- In 11 major league rehabilitation games with Lake Elsinore (A) of the California League, he hit .278 (10-36) with one double and two RBI.

2010

- Spent the majority of the season with Portland (AAA) of the Pacific Coast League...Appeared in nine games for the Padres after having his contract selected on September 6...Made his major league debut that night vs. the Los Angeles Dodgers as a pinch-hitter.
- Did not start a game for the Padres, appearing as a pinch-hitter in eight games and as a defensive replacement at first base in one game.
- Collected his first major league RBI on September 24 vs. Cincinnati with a sacrifice fly.
- Recorded his first big league hit, a pinch-hit single off Francisco Cordero on September 26 vs. Cincinnati.
- Led the Beavers in nearly every offensive category, including games played, runs scored, hits, doubles, triples, home runs, RBI, total bases (249) and walks.
- Named the Pacific Coast League's Batter of the Week for the week of June 7-June 14.

2009

- Split the season between San Antonio (AA) of the Texas League and Portland (AAA) of the Pacific Coast League.
- Was named to the Texas League's mid-season All-Star team as a starter.
- Named the Texas League's Player of the Month for May...Hit .426 (49-115) with 17 doubles, one triple, one home run, 26 RBI and 23 runs scored for San Antonio...He hit safely in 24 of those 28 games, including a five-hit performance on May 22...Was also selected the Padres' Minor League Player of the Month.

2008

- Split the season between Lake Elsinore (A) of the California League and San Antonio (AA) of the Texas League.
- Was also named to the Arizona Fall League All-Prospect team.

2007

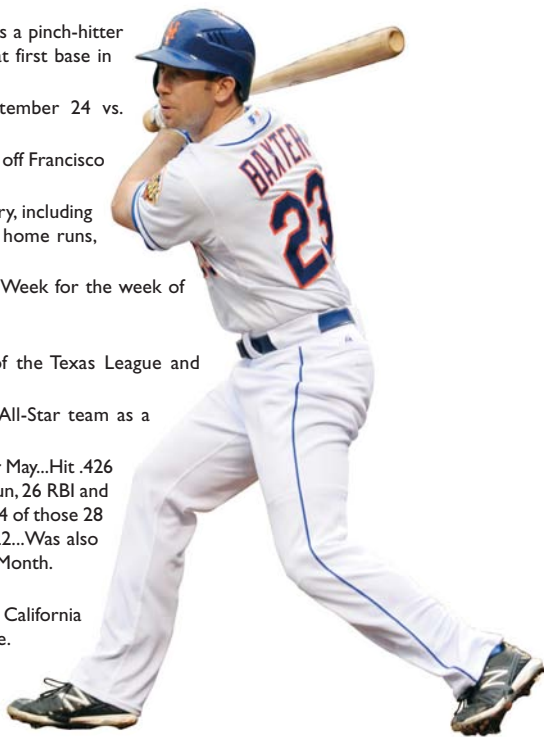
- Spent the majority of the season at Lake Elsinore (A) of the California League.
- Saw his first Triple-A action in 10 games with Portland (AAA) of the Pacific Coast League.

2006

- In his second professional season, spent the entire year with Fort Wayne (A) of the Midwest League.
- Hit safely in a season-best 15 straight games from August 17-September 3...Batted .387 (24-62) with nine doubles over that span.

2005

- Made his professional debut with Fort Wayne (A) of the Midwest League.



BACKGROUND

- Michael Joseph (Mike) Baxter grew up in Whitestone, Queens...Played for Bayside Little League.
- Graduated from Archbishop Molloy High School (Queens) in 2002.
- Led his high school team to New York City's Catholic High School Athletic Association's City Championship as a senior.
- Attended Columbia University his freshman year before transferring to Vanderbilt.
- Attended Vanderbilt University where he was teammates with Tampa Bay's David Price...In 2005, he hit .375 as a junior earning him Team MVP honors.
- Received a state resolution in June, 2012 from Senator Tony Avella (Bayside) for his heroic actions during Johan Santana's no-hitter.
- Several days later received a proclamation from NYC from City Councilman Dan Halloran (Whitestone) for making his home borough proud.

CAREER TRANSACTIONS

- Selected by the San Diego Padres in the fourth round of the 2005 First-Year Player Draft.
- Claimed by the New York Mets off waivers on July 22, 2011.
- On the Disabled List, June 3-July 30, with a displaced right collarbone and fractured rib cartilage next to the sternum.

YEAR TEAM	AVG	G	AB	R	H	2B	3B	HR	RBI	SH	SF	HBP	BB	SO	SB	CS	SLG	OBP	E
2005 Fort Wayne (A)	.219	45	183	11	40	12	1	1	17	0	0	0	12	29	4	1	.311	.267	3
2006 Fort Wayne (A)	.256	117	476	67	122	28	7	3	40	1	5	4	31	66	13	5	.363	.304	6
2007 Portland (AAA)	.207	10	29	1	6	2	1	0	7	0	0	0	1	8	1	0	.345	.233	0
Lake Elsinore (A)	.276	111	417	74	115	21	6	7	44	2	4	3	44	75	12	6	.405	.346	3
2008 Lake Elsinore (A)	.239	24	92	13	22	4	1	1	17	0	1	2	10	12	3	0	.337	.324	0
San Antonio (AA)	.272	100	324	41	88	18	4	8	48	2	3	2	39	41	2	2	.426	.351	4
2009 San Antonio (AA)	.376	51	202	38	76	23	1	4	45	0	2	2	23	42	5	2	.559	.441	2
Portland (AAA)	.277	82	303	38	84	17	4	5	34	0	1	3	38	53	9	5	.409	.362	2
2010 Portland (AAA)	.301	136	482	89	145	30	10	18	72	0	4	8	58	78	22	10	.517	.382	4
SAN DIEGO (NL)	.125	9	8	0	1	0	0	0	1	0	1	0	0	2	0	0	.125	.111	0
2011 METS	.235	22	34	6	8	2	1	1	4	0	0	1	5	9	0	0	.441	.350	0
Lake Elsinore (A)#	.278	11	36	5	10	1	0	0	2	0	1	0	9	8	0	1	.306	.413	0
St. Lucie (A)#	.438	4	16	2	7	2	0	0	4	0	1	0	1	2	0	0	.563	.444	0
Buffalo (AAA)	.235	22	34	6	8	2	1	1	4	0	0	1	5	9	0	0	.441	.350	0
2012 St. Lucie (A)#	.267	4	15	1	4	3	0	0	4	0	0	1	1	4	0	0	.467	.353	0
Binghamton (AA)#	.300	3	10	1	3	0	0	0	1	0	1	1	1	2	0	0	.300	.385	0
Buffalo (AAA)#	.375	6	24	2	9	1	0	0	3	0	0	1	2	7	0	0	.417	.444	0
METS	.263	89	179	26	47	14	2	3	17	0	2	5	25	45	5	3	.413	.365	1
Minor League Totals	.278	722	2673	387	743	162	37	48	345	6	23	28	275	446	72	32	.420	.349	26
Major League Totals	.253	120	221	32	56	16	3	4	22	0	3	6	30	56	5	3	.407	.354	1

* - led league

- rehabilitation assignment

CAREER FIELDING

POS	G	PO	A	E	PCT	TC	DP
1B	1	1	0	0	1.000	1	0
OF	76	98	4	1	.990	98	2

2012 LEAGUE LEADERS

PINCH-HITTERS BATTING AVERAGE

1. MIKE BAXTER.....**.458**
2. Reed Johnson......419
3. Xavier Paul......333
4. Austin Kearns......325
5. Raul Ibanez......320





BRIAN BIXLER

INFILDER #16

HEIGHT: 6-1

BATS: Right

OPENING DAY AGE: 30

BIRTHPLACE: Sandusky, OH

RESIDES: Sandusky, OH

WEIGHT: 200

THROWS: Right

BIRTHDATE: October 22, 1982

MAJOR LEAGUE SERVICE TIME: 2 Years, 15 Days

SIGNED BY: Duane Gustavson (Pittsburgh)

HOW OBTAINED: Signed as a minor league free on November 16, 2012

CONTRACT STATUS: Signed through 2013



non-roster invitee

2012

- Was with the Astros four separate times during the year.
- Began the year with Houston and optioned to Oklahoma City (AAA) of the Pacific Coast League on April 11...Was recalled on April 27 and optioned back on April 29...Joined the Astros again on June 8 and stayed until July 29...Spent the remainder of the year in the minors.
- With the Astros, he played second base, shortstop, third base, leftfield and rightfield.
- Hit .286 (4-14) with runners on base and two outs.
- Collected a season-high three hits and three RBI vs. Kansas City on June 18.
- Also had two other games with two hits, June 12 at San Francisco and June 25 vs. San Diego.
- Hit his only two home runs of the season on June 18 vs. Kansas City and June 25 vs. San Diego.
- Stole two bases at Chicago (AL) on June 9.
- Hit safely in his first 10 games at Triple-A (21-44, .477).
- Batted .411 (23-56) in 13 April games for Oklahoma City.
- Had two, four-hit games on the year, April 13 at Memphis and April 22 vs. Albuquerque.
- Played second base, shortstop, third base and all three outfield spots in the minors.

2011

- Saw action in a career-high 79 games for Washington.
- Performed at first base, third base, shortstop and all three outfield positions.
- Began the year with Syracuse (AAA) of the International League...His contract was purchased by Washington on April 23...Optioned back on July 17 before returning on July 30...Stayed with the Nationals the rest of the season.

2010

- Played for the Triple-A affiliates of the Cleveland Indians, Pittsburgh Pirates and Washington Nationals organizations after being traded three times during the year.
- Hit a combined .285 with 18 doubles, four triples, four home runs, 47 RBI and 18 stolen bases in 102 games.
- Joined Washington's Syracuse (AAA) team on August 7 and batted .340 with 19 RBI in 27 games.

BRIAN'S BEST

HITS, GAME

3 hits

6/18/12, Houston vs. Kansas City

HOME RUNS, GAME

1 home run

2 times, last, 6/25/12, Houston vs. San Diego

MULTI-HOME RUN GAMES

None

LEADOFF HOME RUNS

1 home run

6/25/12, Houston vs. San Diego
(Ross Ohlendorf)

INSIDE-THE-PARK HOME RUNS

None

WALK-OFF HOME RUNS

None

PINCH-HIT HOME RUNS

None

RBI, GAME

3 RBI

6/18/12, Houston vs. Kansas City

STOLEN BASES, GAME

2 stolen bases

6/10/12, Houston at Chicago-AL

HITTING STREAK

4 games

2 times, last, 6/14/12-6/20/12

GRAND SLAMS

None

2009

- Spent the majority of the year with Indianapolis (AAA) of the International League.
- Played in 18 games for Pittsburgh.
- Had 40 extra-base hits for Indianapolis.

2008

- Made his major league debut playing in 50 games for Pittsburgh.
- Made his debut April 6 at Florida.
- Picked up his first hit, a single off Cincinnati reliever Mike Lincoln on April 12 at home.
- Selected to the International League's mid-season All-Star team.
- Named by **Baseball America** as having "The Best Infield Arm" in the Pirates organization.
- Chosen as Indianapolis' Defensive Player of the Year after committing just seven errors in 359 combined chances at second base and shortstop.

2007

- Earned mid-season and postseason International League All-Star honors in his first season with Indianapolis (AAA).

2006

- Hit a combined .302 with 29 doubles, three triples, eight home runs and 52 RBI in 133 games in Altoona (AA) of the Eastern League Lynchburg (A) of the Carolina League.
- Was a Mid-Season and Post-Season Carolina League All-Star.

2005

- Paced the South Atlantic (A) League shortstops with 407 assists.

2004

- In his first professional season, he led short-season Williamsport (A) of the New York Penn League in hits and runs scored.

BACKGROUND

- Brian Bixler graduated from Perkins (OH) High School in 2001.
- Played three seasons of baseball at Eastern Michigan University.
- Was a member of the 2004 Academic All-Middle Atlantic Conference team.
- Finished his career as Eastern Michigan's all-time leader with 194 runs scored and was second with 258 hits.
- Hit .453 (second in the nation) in 2004 and was named the Mid-American Conference Player of the Year as well as Collegiate Baseball's Louisville Slugger First Team All-American selection and a First Team All-Mid-American Conference choice...Became the first player in MAC history to collect 100 hits in a season.
- Posted an MAC record 32-game hitting streak in 2004.
- Hit .322 in 2002 and was named the Conference's Freshman of the Year.
- Was a member of the Gold Medal winning Team USA at the IBAF World Cup (The USA defeated Cuba in the final game) in 2007.

CAREER TRANSACTIONS

- Selected by the Pittsburgh Pirates in the second round of the 2004 First-Year Player Draft.
- Acquired by the Cleveland Indians on January 18, 2010, in exchange for infielder Jesus Brito.
- Acquired by the Pittsburgh Pirates on July 12, 2010, in exchange for a player-to-be-named later.
- Acquired by the Washington Nationals on August 7, 2010, in exchange for cash considerations.
- Claimed off waivers by the Houston Astros on October 4, 2011.
- Signed by the New York Mets as a minor league free agent on November 16, 2012.



BIXLER, BRIAN

YEAR	TEAM	AVG	G	AB	R	H	2B	3B	HR	RBI	SH	SF	HBP	BB	SO	SB	CS	SLG	OBP	E
2004	Williamsport (A)	.276	59	228	40	63	7	4	0	21	1	4	2	15	51	14	5	.342	.321	16
2005	Hickory (A)	.281	126	502	74	141	23	2	9	50	3	3	11	38	134	21	10	.388	.343	33
2006	Lynchburg (A)	.303	73	267	46	81	16	2	5	33	6	0	9	35	58	18	7	.434	.402	13
	Altoona (AA)	.301	60	226	36	68	13	1	3	19	2	2	7	16	57	6	2	.407	.363	13
2007	Indianapolis (AAA)	.274	129	475	77	130	23	10	5	51	10	0	17	54	131	28	4	.396	.368	16
2008	Indianapolis (AAA)	.280	86	321	44	90	8	5	7	36	6	3	7	27	107	23	7	.402	.346	7
	PITTSBURGH (NL)	.157	50	108	16	17	2	1	0	2	2	0	4	6	36	1	0	.194	.229	8
2009	Indianapolis (AAA)	.275	108	403	71	111	23	8	9	43	5	1	7	35	128	13	3	.439	.343	11
	PITTSBURGH (NL)	.227	18	44	5	10	5	0	0	3	0	0	0	2	26	1	0	.341	.261	3
2010	Columbus (AAA)	.278	64	230	32	64	13	1	3	27	1	3	5	20	46	9	4	.383	.345	5
	Indianapolis (AAA)	.171	11	35	1	6	0	1	0	1	0	0	0	1	11	3	0	.229	.194	1
	Syracuse (AAA)	.340	27	103	12	35	5	2	1	19	1	1	2	9	25	6	3	.456	.400	3
2011	Syracuse (AAA)	.314	25	86	17	27	5	0	1	6	1	1	4	16	30	4	1	.407	.439	1
	WASHINGTON (NL)	.205	79	83	9	17	1	2	0	2	4	0	0	7	19	4	3	.265	.267	1
2012	HOUSTON (NL)	.193	36	88	11	17	6	0	2	7	1	0	0	7	36	3	0	.330	.253	0
	Oklahoma City (AAA)	.269	75	249	43	67	12	1	3	19	1	1	3	27	59	11	2	.361	.346	8
Minor League Totals		.283	843	3125	493	883	148	37	46	325	37	19	74	293	837	156	48	.398	.356	119
Major League Totals		.189	183	323	41	61	14	3	2	14	7	0	4	22	117	9	3	.269	.249	12

* - led league

- rehabilitation assignment

CAREER FIELDING

POS	G	PO	A	E	PCT	TC	DP
1B	2	3	0	0	1.000	3	1
2B	10	9	28	1	.974	38	1
3B	18	4	15	1	.950	20	2
SS	57	77	160	10	.960	247	35
OF	47	46	1	0	1.000	26	0

METS HITTING STREAKS

GAMES	PLAYER	YEAR	DATES
30	Moises Alou	2007	August 23-September 26
26	DAVID WRIGHT	2006-2007	September 17-April 19
24	Mike Piazza	1999	May 25-June 22
	Hubie Brooks	1984	May 1-June 1
23	Cleon Jones	1970	August 25-September 25
	Mike Vail*	1975	August 22-September 15
	John Olerud	1998	July 19-August 9
21	Mike Piazza	2000	June 7-July 3
20	Tommie Agee	1970	April 16-May 9
	Edgardo Alfonzo	1997	June 10-July 10
	Cliff Floyd	2005	April 8-May 4
	Butch Huskey	1997	August 22-September 13
	Jose Reyes	2005	July 17-August 7
19	Tommie Agee	1970	June 22-July 8
	Lee Mazzilli	1979	August 28-September 18
	Felix Millan	1975	July 5-July 26
18	Ed Kranepool	1975	July 11-August 5
	Lee Mazzilli	1980	June 18-July 10
	Felix Millan	1973	July 13-August 1
	Jose Reyes	2008	May 15-June 2
	Darryl Strawberry	1990	June 8-June 29
	Frank Thomas	1962	May 12-May 30

**ANDREW BROWN**
OUTFIELDER #77**HEIGHT:** 6-0**BATS:** Right**OPENING DAY AGE:** 28**BIRTHPLACE:** Dallas, TX**RESIDES:** Carrollton, TX**WEIGHT:** 200**THROWS:** Right**BIRTHDATE:** September 10, 1984**MAJOR LEAGUE SERVICE TIME:** 0 Years, 94 Days**SIGNED BY:** Steve Gossett (St. Louis)**HOW OBTAINED:** Signed as a minor league free on January 2, 2013**CONTRACT STATUS:** Signed through 2013

non-roster invitee

2012

- Spent the majority of the season with Colorado Springs (AAA) of the Pacific Coast League where he was named to the All-Pacific Coast League's postseason All-Star team as well as the League's mid-season All-Star squad.
- Was with the Rockies on two separate occasions: July 17-August 2 and August 19 through the end of the year.
- Played in 27 of Colorado's 32 games from September 1 until the end of the season.
- Twelve of his 26 hits went for extra-bases: seven doubles, five home runs.
- Connected for his first major league home run on August 25 at Chicago (off Manny Corpas).
- His five home runs from August 25 through the end of the year were the second most on the team behind Wilin Rosario (eight home runs).
- With Colorado, he played 12 games (nine starts) in leftfield and 29 games (24 starts) in rightfield...Had three outfield assists.
- Had 98 RBI in 100 games for Colorado Springs...Led his team in home runs, RBI and slugging percentage.

2011

- Began the year with Memphis (AAA) of the Pacific Coast League.
- His contract was selected by the St. Louis Cardinals on June 12.
- Notched his first major league hit and RBI on June 14 at Washington against Yuniesky Maya.
- Played in 11 games for the World Champion Cardinals...Played rightfield in all seven of the games he played in the field.
- Had a career-best two hits and two RBI on June 19 vs. Kansas City... Collected his first extra-base hit (a double) in his last major league game June 26 vs. Toronto.
- Was optioned back to Memphis (AAA) on June 26 and stayed there the remainder of the year.
- Named to the Pacific Coast League's mid-season All Star team.

2010

- Topped all Cardinal minor league players with a .897 OPS and was third in both home runs and slugging percentage (.526).
- Tied for fourth in the Texas League in home runs and was third in slugging percentage.

2009

- Spent the majority of the season with Springfield (AA) of the Texas League.
- Named the League's Player of the Week for the week of August 24-August 30.

ANDREW'S BEST**HITS, GAME****3 hits**

6/18/12, Houston vs. Kansas City

HOME RUNS, GAME**1 home run**

2 times, last, 6/25/12, Houston vs. San Diego

MULTI-HOME RUN GAMES

None

LEADOFF HOME RUNS**1 home run**6/25/12, Houston vs. San Diego
(Ross Ohlendorf)**INSIDE-THE-PARK HOME RUNS**

None

WALK-OFF HOME RUNS

None

PINCH-HIT HOME RUNS

None

RBI, GAME**3 RBI**

6/18/12, Houston vs. Kansas City

STOLEN BASES, GAME**2 stolen bases**

6/10/12, Houston at Chicago-AL

HITTING STREAK**4 games**

2 times, last, 6/14/12-6/20/12

GRAND SLAMS

None



2008

- Combined to hit 21 home runs, and 32 doubles in 126 games at three stops, Quad Cities (A) of the Midwest League, Palm Beach (A) of the Florida State League and Springfield (AA) of the Texas League.

2007

- Named to the New York-Penn League All-Star Game.

BACKGROUND

- Andrew Marshall Brown played three seasons of baseball at Newman Smith High School in Carrollton, TX...Hit .398 while hitting 11 home runs and 15 doubles as a senior.
Began his collegiate career at Paris Junior College in Paris, TX...Earned First-Team NJCAA Region 14 honors in 2005 hitting .404 with 18 home runs 55, RBI 20 doubles and 49 runs scored.
- Transferred to the University of Nebraska in 2006 and earned Second-Team All-Big 12 honors, hitting .298 with nine home runs and 30 RBI in 47 games. Played primarily first base.
- As a senior he hit .329 with 10 home runs and 44 RBI.

CAREER TRANSACTIONS

- Selected by the St. Louis Cardinals in the 18th round of the 2007 First-Year Player Draft.
- Claimed off waivers by the Colorado Rockies on October 12, 2011.
- Signed by the New York Mets as a minor league free agent on January 2, 2012.

YEAR	TEAM	AVG	G	AB	R	H	2B	3B	HR	RBI	SH	SF	HBP	BB	SO	SB	CS	SLG	OBP	E
2007	Batavia (A)	.238	66	239	34	57	14	7	7	40	0	3	3	31	52	1	2	.444	.330	5
2008	Quad Cities (A)	.274	34	117	18	32	10	0	5	23	0	1	1	17	30	0	1	.487	.368	4
	Palm Beach (A)	.330	24	88	14	29	8	0	4	15	0	0	1	11	25	0	0	.557	.410	4
	Springfield (AA)	.251	68	247	36	62	14	0	12	38	0	1	4	30	81	1	0	.453	.340	5
2009	GCL Cardinals (R)	.667	1	3	1	2	0	0	0	0	0	0	0	0	0	0	0	.667	.667	0
	Palm Beach (A)	.182	4	11	1	2	1	1	0	2	0	0	1	2	4	0	0	.455	.357	0
	Springfield (AA)	.285	74	263	40	75	11	2	13	42	0	2	6	31	49	1	0	.490	.371	8
2010	Springfield (AA)	.291	98	361	65	105	17	1	22	63	0	0	5	41	98	1	2	.526	.371	8
2011	ST. LOUIS (NL)	.182	11	22	1	4	1	0	0	3	0	0	0	0	8	0	0	.227	.182	0
	Memphis (AAA)	.284	107	359	67	102	12	3	20	73	1	7	5	56	105	4	4	.501	.382	6
2012	Colorado Springs (AAA)	.308	100	390	81	120	33	4	24	98	1	8	2	37	100	3	1	.597	.364	9
	COLORADO (NL)	.232	46	112	14	26	7	0	5	11	0	2	0	12	34	2	2	.429	.302	2
Minor League Totals		.282	576	2078	357	586	120	18	107	394	2	22	28	256	544	11	10	.512	.365	49
Major League Totals		.224	57	134	15	30	8	0	5	14	0	2	0	12	42	2	2	.396	.284	2

* - led league

- rehabilitation assignment

CAREER FIELDING

POS	G	PO	A	E	PCT	TC	DP
OF	40	65	3	2	.971	70	0

PERFECT METS

The following players have a perfect 1.000 career batting average with the Mets:

Jason Roach	2-2
Eric Cammack	1-1
Gary Bennett	1-1
Ray Searage	1-1
Dave Liddell	1-1
Rodney McGray	1-1



JOHN BUCK

CATCHER #44

@johnbuck44



HEIGHT: 6-2
BATS: Right
OPENING DAY AGE: 32
WEIGHT: 230
THROWS: Right
BIRTHDATE: July 7, 1980
BIRTHPLACE: Kemmerer, WY
RESIDES: Bluffdale, UT

MAJOR LEAGUE SERVICE TIME: 8 Years, 101 Days
SIGNED BY: Doug Deutsch (Houston)
HOW OBTAINED: Acquired along with catcher Travis d'Arnaud, righthanded pitcher Noah Syndergaard and outfielder Wilmer Becerra from Toronto in exchange for righthanded pitcher R.A. Dickey and catchers Josh Thole and Mike Nickeas on December 17, 2012.

CONTRACT STATUS: Signed through 2013

★ CAREER HONORS

Named to the American League All-Star team (2010).

2012

- Twenty eight of his 66 hits went for extra bases (15 doubles, a triple and 12 home runs).
- Has the third-most home runs as a catcher (48) over the last three years (2010-2012)...Brian McCann is first with 63 and Matt Wieters is second with 53.
- After hitting .168 (41-244) through July 31 (77 games), he hit .253 (25-99) the final 29 games with four home runs and 15 RBI.
- Hit .333 (19-57) with eight doubles, two home runs and eight RBI in 17 August games.
- On August 20 at Arizona, he tied a career high with four hits (4-5) with three runs scored and a home run.
- Finished fourth in the NL among catchers with 49 walks.
- In addition to the four-hit game, he had nine games with two hits.
- Hit home runs in consecutive games twice during the season: May 7 and May 8 at Houston and September 18 at Atlanta and September 22 at the Mets.
- Knocked in three runs twice during the year, June 24 vs. Toronto and September 22 at New York (NL).

2011

- Tied Charles Johnson (2001) and Ivan Rodriguez (2003) for the second-most home runs as a catcher in Marlins franchise history...Fell three short of Johnson's club record of 19 set in 1997.
- Tied for third among National League catchers with Geovany Soto and Rod Barajas in home runs.
- Made 129 starts as a catcher and reached base safely in 102 of those contests.
- Became the second Marlins' player in history to hit a grand slam in his first game with the team when he connected off the Mets' Mike Pelfrey...Also became the fourth player in Marlins' history with a Grand Slam on Opening Day.
- Hit two grand slams on the year...His other slam came on August 26 at Philadelphia off Roy Oswalt.

2010

- In his initial season with Toronto, he was named to his first All-Star team.
- Batted a career-best .281 and finished third among American League catchers in batting average.
- Set career highs in: runs, hits, doubles, home runs, RBI, batting average and on-base percentage (.314).
- Tied for the major league-lead among catchers in home runs and ranked third among AL catchers in RBI, extra-base hits (45), runs, and slugging percentage (.489).
- On April 29 at Oakland, he set a career-best with three home runs and tied a career-high with five RBI in a 6-3 victory... Also recorded two, two-home run games: May 7 at Chicago (AL) and June 14 at San Diego.
- Became the 14 player (17 time) in Toronto history to record three or more home runs in a game...Carlos Delgado is the only Blue Jay player to hit four in a game.
- Hit in a career-best 10 straight games from May 6-May 19, batting .419 (13-31) with three doubles, three home runs and 10 RBI over the streak.
- Went 4-5 with a career-best four runs scored and two RBI on August 20 at Boston...It was his third four-hit game of his career.



2009

- Landed on the Disabled List for the first time in career from May 31-July 6, with a herniated disc and low back spasms.
- Drove in 36 runs in just 186 at-bats, posting an RBI every 5.17 at-bats.
- Hit four triples, the most by a Royals catcher since Darrell Porter had a club-record eight in 1979.
- On April 24 vs. Cleveland he hit two home runs, including a grand slam and tied his career high with five RBI...Also collected five RBI on September 12, 2004 vs. New York (AL)...It was his fifth career, two-home run game, the most in Royals' history among catchers.
- Went 3-3 on April 30 vs. Toronto with a double, two triples, a sacrifice fly and five RBI...It was his third, five RBI game of his career and second of the year...The two triples were a career-high and also tied a club record...Also became the first major league catcher to have a two triples, five RBI game since Haywood Sullivan on April 25, 1961 for the Kansas City Athletics vs. Minnesota.

2008

- Made his fourth Opening Day roster as the Royals starting catcher.
- Set career highs in: runs scored, doubles and walks.

2007

- Set career highs in: home runs, on-base percentage (.308) and slugging percentage (.429)
- Posted his third and fourth career multiple-home run games on June 4 at Tampa Bay and June 16 vs. Florida.
- Set a Royals record for home runs by a catcher at the All-Star break with 15.

2006

- Recorded his second career two-home run game on September 23 vs. the Tigers.

2005

- Made the Opening Day roster for the first time in his career.
- Caught 119 games, the ninth most in club history.
- Recorded the finest defensive season by any catcher in Royals history, setting a team mark with a 996 fielding percentage committing just three errors in 699 total chances.

2004

- Was acquired from the Houston Astros on June 24.
- Made his major league debut on June 25 vs. St. Louis.
- Recorded his first major league hit against Baltimore's Sidney Ponson in the third inning on June 29.
- Also hit his first big league home run, against Ponson on July 19.
- Had a career-high four hits and five RBI vs. New York (AL) on September 13.
- Named to the Pacific Coast League All-Star team but did not play because of the trade to Kansas City.

2003

- Named to the Pacific Coast League All-Star team, but did not play because of injury.
- Voted by the League's managers as the Best Defensive Catchers in the PCL.

2002

- Was a Texas League mid-season and postseason All-Star pick.
- Played for the United States team at the Futures All-Star Game at Miller Park in Milwaukee.

2001

- Selected to the South Atlantic League (A) All-Star team.
- Helped his Lexington team captures the SAL Championship.

1999

- Named to the New York-Penn League (A) All-Star team.

JOHN'S BEST

HITS, GAME

4 hits

4 times, last, 8/20/12, Miami at Arizona

HOME RUNS, GAME

3 home runs

4/29/10, Toronto vs. Oakland

MULTI-HOME RUN GAMES

8 multi-home run games

1, three-home run game and 7, two-home run games

LEADOFF HOME RUNS

None

INSIDE-THE-PARK HOME RUNS

None

WALK-OFF HOME RUNS

None

PINCH-HIT HOME RUNS

None

RBI, GAME

5 RBI

4 times, last, 4/29/10, Toronto vs. Oakland

STOLEN BASES, GAME

1 stolen base

4 times, last, 9/20/09, Kansas City at Chicago (AL)

HITTING STREAK

10 games

5/6/10-5/19/10

GRAND SLAMS

4 grand slams

last, 8/26/11, Florida at Philadelphia (Roy Oswalt)

BACKGROUND

- Jonathan Richard (John) Buck attended Taylorsville High School (Utah) with current teammate Brandon Lyon, and won a state championship there.
- In 2007 and 2008, he was nominated by his teammates as Kansas City's representative for the Marvin Miller Man of the Year Award.
- Prior to the 2011 season, he was part of the Marlins' envoy that visited troops in Southwest Asia and Germany.
- After the 2011 season, he was voted the Charlie Hough "Good Guy Award" by the South Florida Chapter of the BBWAA.
- Started his own company, Tools of Ignorance (TOI) in 2013...His company sells sports products that he personally uses at www.toigear.com.

CAREER TRANSACTIONS

- Selected by the Houston Astros in the seventh round of the June 1998 Free Agent Draft.
- Acquired by the Kansas City Royals, along with cash considerations in a three team trade with the Oakland Athletics...The Royals sent outfielder Carlos Beltran to the Astros...The Athletics sent infielder Mark Teahen and righthanded pitcher Mike Wood to the Royals...The Astros sent righthanded pitcher Octavio Dotel to the Athletics.
- On the 15-Day Disabled List, May 31-July 6, 2009 with a slightly herniated lower back.
- Signed by the Toronto Blue Jays as a free agent on December 13, 2009.
- On the 15-Day Disabled List, August 6-August 20, 2010, with a right thumb laceration.
- Signed by the Florida Marlins as a free agent on November 17, 2010.
- Acquired by the Toronto Blue Jays, along with infielder Jose Reyes, outfielder Emilio Bonifacio, lefthanded pitcher Mark Buehrle, righthanded pitcher Josh Johnson and cash in exchange for righthanded pitchers Anthony DeSclafani and Henderson Alvarez, outfielder Jake Marisnick, lefthanded pitcher Justin Nicolino, infielders Yunel Escobar and Adeiny Hechavarria and catcher Jeff Mathis.
- Acquired by the New York Mets, along with catcher Travis d'Arnaud, righthanded pitcher Noah Syndergaard and outfielder Wuilmer Becerra from Toronto in exchange for righthanded pitcher R.A. Dickey and catchers Josh Thole and Mike Nieceas.

YEAR TEAM	AVG	G	AB	R	H	2B	3B	HR	RBI	SH	SF	HBP	BB	SO	SB	CS	SLG	OBP	E
1998 GCL Astros (R)	.286	36	126	24	36	9	0	3	15	1	0	2	13	22	2	2	.429	.362	4
1999 Auburn (A)	.245	63	233	36	57	17	0	3	29	1	2	5	25	48	7	1	.356	.328	16
Michigan (A)	.100	4	10	1	1	1	0	0	0	0	0	2	3	0	0	0	.200	.250	0
2000 Michigan (A)	.282	109	390	57	110	33	0	10	71	0	5	5	55	81	2	4	.444	.374	15
2001 Lexington (A)	.275	122	443	72	122	24	1	22	73	2	4	12	37	84	4	9	.483	.345	6
2002 Round Rock (AA)	.263	120	448	48	118	29	3	12	89	0	9	6	31	93	2	3	.422	.314	8
2003 New Orleans (AAA)	.255	78	274	32	70	18	2	3	39	1	0	4	14	53	1	0	.358	.301	3
2004 New Orleans (AAA)	.300	65	227	31	68	11	0	12	35	1	1	4	21	39	0	1	.507	.368	11
KANSAS CITY (AL)	.235	71	238	36	56	9	0	12	30	4	1	0	15	79	1	1	.424	.280	3
2005 KANSAS CITY (AL)	.242	118	401	40	97	21	1	12	47	1	2	3	23	94	2	2	.389	.287	3
2006 KANSAS CITY (AL)	.245	114	371	37	91	21	1	11	50	4	1	7	26	84	0	2	.396	.306	6
2007 KANSAS CITY (AL)	.222	113	347	41	77	18	0	18	48	0	6	10	36	92	0	1	.429	.308	8
2008 KANSAS CITY (AL)	.224	109	370	48	83	23	1	9	48	0	4	6	38	96	0	3	.365	.304	8
2009 Omaha (AAA)	.259	7	27	3	7	1	0	2	4	0	0	0	0	7	0	0	.519	.259	0
KANSAS CITY (AL)	.247	59	186	16	46	12	4	8	36	1	1	1	13	55	1	1	.484	.299	8
2010 New Hampshire (AA)	.273	3	11	2	3	0	0	2	6	0	0	0	1	3	0	0	.818	.333	0
TORONTO (AL)	.281	118	409	53	115	25	0	20	66	0	6	6	16	111	0	0	.489	.314	5
2011 FLORIDA (NL)	.227	140	466	41	106	15	1	16	57	2	1	7	54	115	0	1	.367	.316	5
2012 MIAMI (NL)	.192	106	343	29	66	15	1	12	41	1	2	3	49	103	0	0	.347	.297	7
Minor League Totals	.270	607	2189	306	592	143	6	68	361	6	21	38	199	433	18	20	.434	.339	63
Major League Totals	.235	948	3131	341	737	159	9	118	423	13	24	43	270	829	4	11	.405	.303	53

* - led league

- rehabilitation assignment

ALL-STAR GAMES

YEAR LEAGUE/SITE	AVG.	G	AB	R	H	2B	3B	HR	RBI	SH	SF	HB	BB	SO	SB	CS	SLG	OBP	E
2010 AL/Anaheim	.500	1	2	0	1	1	0	0	0	0	0	0	0	0	0	0	.500	1.000	0

CAREER FIELDING

POS	G	PO	A	E	PCT	TC	DP	PB
C	914	5844	313	53	.991	6210	47	42





GREG BURKE

RIGHTHANDED PITCHER #46

HEIGHT: 6-4

BATS: Right

OPENING DAY AGE: 30

BIRTHPLACE: Marlton, NJ

RESIDES: Medford, NJ

WEIGHT: 215

THROWS: Right

BIRTHDATE: September 21, 1982

MAJOR LEAGUE SERVICE TIME: 0 Years, 143 Days

SIGNED BY: Mal Fichman (San Diego)

HOW OBTAINED: Signed as a minor league free agent on November 7, 2012.

CONTRACT STATUS: Signed through 2013



2012

- Divided the year between two Baltimore Oriole farm teams, Bowie (AA) of the Eastern League and Norfolk (AAA) of International League.
- For the two teams he was a combined 3-1 with 17 saves in 44 games...In 64.2 innings he gave up 46 hits. 14 runs, 11 earned, with 15 walks and 50 strikeouts for an ERA of 1.53.
- For Bowie, he was 1-0 with 14 saves and a 1.84 ERA (six earned runs/29.1 innings) in 23 games...Allowed 21 hits with four walks and 20 strikeouts.
- In 21 contests for Norfolk, he allowed 25 hits with 11 walks and 30 strikeouts, good for a 1.53 ERA (six earned runs/35.1 innings pitched).
- At Bowie, righthanded batters hit .162 against him (12-74)...Did not surrender a home run.
- Picked up saves in his five of his last six appearances in the Eastern League...Was not scored upon in 19 of his 23 games for Bowie.
- Only allowed four earned runs in his last 19 appearances with Norfolk (34.0 innings) dating to June 29...Had an ERA of 1.06 (four earned runs/34.0 innings pitched) over that stretch.
- Pitched a season-high 3.1 innings at Gwinnett at August 7...Also went 3.0 innings vs. Rochester on July 18.
- Lefties hit .185 (10-54) against him, while righthanded batters compiled a .203 (15-74) average.

2011

- Played the entire year with Tucson (AAA) of the Pacific Coast League.
- Recorded a season-high five strikeouts in 2.0 innings of work on August 7 vs. Oklahoma City.

2010

- Spent the entire year with Portland (AAA) of the Pacific Coast League.
- Tied for third in the Pacific Coast League with a team-high 13 holds.
- Was a non-roster invitee to the Padres' Spring Training.

2009

- Made his major league debut May 16 vs. Cincinnati.
- Held righthanded batters to a .208 (20-96) batting average.

2008

- Finished third in the Texas League in saves and appearances and ranked fourth with 36 games finished.
- Struck out 92 and issued only 17 walks.

2007

- Led the Storm in appearances.

2006

- Combined for an 8-6 record and a 3.88 ERA (60 earned runs/139.1 innings) in 36 games (17 starts) between Lake Elsinore (A) of the California League and Fort Wayne (A) of the Midwest League (A).
- Led the Midwest League (A) in fewest walks allowed per nine innings (1.11).

GREG'S BEST

WIN STREAK

1 game

three times, last, 8/1/09 - present

LOSS STREAK

1 game

three times, last, 7/26/09

STRIKEOUTS, GAME

2 strikeouts

eight times, last, 9/18/09, San Diego at Pittsburgh

LONGEST OUTING, RELIEVER

2.0 innings,

two times, last, 8/5/09, San Diego vs. Atlanta

MOST WALKS, GAME

3 walks

8/25/09, San Diego at Atlanta

SCORELESS STREAK

5.2 innings

6/26/09-7/6/09

BACKGROUND

- Gregory Francis (Greg) Burke graduated from Gloucester Catholic (NJ) High School.
- Attended Duke University, where he majored in sociology.
- Earned his Bachelor's Degree in 2005.
- Originally drafted out of high school (42nd round) by the New York Mets in 2005, but did not sign.

CAREER TRANSACTIONS

- Signed by the San Diego Padres as a non-drafted free agent on March 5, 2006.
- Signed by the Baltimore Orioles as a minor league free agent on February 10, 2012.
- Signed by the New York Mets as a minor league free agent on November 7, 2012.

YEAR	TEAM	W-L	ERA	G	GS	CG	SHO	SV	IP	H	R	ER	HR	HB	BB	SO	WP	BK
2006	Lake Elsinore (A)	2-1	5.79	12	0	0	0	0	18.2	24	14	12	1	1	5	9	0	0
	Fort Wayne (A)	6-5	3.58	24	17	0	0	0	120.2	130	58	48	8	3	14	87	2	0
2007	Lake Elsinore (A)	4-4	5.23	51	9	0	0	0	96.1	105	60	56	11	3	28	67	7	0
2008	San Antonio (AA)	2-7	2.24	59	1	0	0	23	84.1	76	26	21	7	2	17	92	1	0
2009	Portland (AAA)	3-0	2.25	13	0	0	0	7	16.0	8	4	4	1	0	4	14	2	0
	SAN DIEGO (NL)	3-3	4.14	48	0	0	0	0	45.2	48	23	21	4	1	23	33	3	0
2010	Portland (AAA)	2-2	5.68	53	0	0	0	0	58.2	62	42	37	13	1	21	46	1	0
2011	Tucson (AAA)	2-2	5.70	64	0	0	0	1	79.0	100	57	50	8	2	40	76	9	1
2012	Bowie (AA)	1-0	1.53	23	0	0	0	14	29.1	21	6	5	0	1	4	20	0	0
	Norfolk (AAA)	2-1	1.53	21	0	0	0	3	35.1	25	8	6	1	1	11	30	2	0
Minor League Totals		24-22	4.00	320	27	0	0	48	538.1	551	275	239	50	14	144	441	24	1
Major League Totals		3-3	4.14	48	0	0	0	0	45.2	48	23	21	4	1	23	33	3	0

* - led league

- rehabilitation assignment

MAJOR LEAGUE HITTING TOTALS

YEAR	TEAM	AVG	G	AB	R	H	2B	3B	HR	RBI	SH	SF	HBP	BB	SO	SB	CS	SLG	OBP	E
2012	---	---	0	0	0	0	0	0	0	0	0	0	0	0	0	0	0	---	---	0
Career Totals		---	48	0	0	0	0	0	0	0	0	0	0	0	0	0	0	---	---	0

LAST HOME RUN—None

MOST HITS, GAME—None

MOST RBI, GAME—None

CAREER FIELDING

POS	G	PO	A	E	PCT	TC	DP
P	48	4	5	0	1.000	9	0

HOME RUNS BY METS PITCHERS (SINCE 2000)

METS PITCHER	DATE	OPPONENT	OFF
Jeremy Hefner	May 29, 2012	Philadelphia	Joe Blanton
Johan Santana	July 6, 2010	Cincinnati	Matt Maloney
John Maine	July 24, 2007	Pittsburgh	Ian Snell
Steve Trachsel	June 20, 2006	Cincinnati	Elizardo Ramirez
Shawn Estes	June 15, 2002	NY Yankees	Roger Clemens





MARLON BYRD

OUTFIELDER #6

HEIGHT: 6-0

BATS: Right

OPENING DAY AGE: 35

WEIGHT: 235

THROWS: Right

BIRTHDATE: August 30, 1977

BIRTHPLACE: Boynton Beach, FL

RESIDES: Calabasas, CA

MAJOR LEAGUE SERVICE TIME: 8 Years, 115 Days

SIGNED BY: Steve Gillespie (Philadelphia)

HOW OBTAINED: Signed as a minor league free agent on February 1, 2013

CONTRACT STATUS: Signed through 2013



non-roster invitee

2012

- Began the year with Chicago (NL) before being traded to Boston on April 21...Released by the Red Sox on June 14.
- Hit a combined .210 (30-143) with a home run and nine RBI.
- Suspended 50 games for a violation of MLB's Joint Drug Program on June 25 and was reinstated on August 21...Did not sign with a team for the rest of the season.
- Played winter ball for the first time in his career...Hit .318 (70-220) with 16 home runs and 46 RBI for the Mexican League champs, Culiacan.

2011

- Missed six weeks after he suffered multiple facial fractures below his left eye after being hit by an Alfredo Aceves pitch May 21 in Boston...Placed on the Disabled List the following day...Did not require surgery.
- Was activated on July 2.
- Put together a career-high 16-game hitting streak from April 28-May 16.
- Reached the 20 double mark for the fourth consecutive year.

2010

- Named to his first All-Star Game.
- Collected a career-high 170 hits, surpassing his 155 with Texas in 2009... Also set a career-best with 152 games played.
- Was hit by a pitch a career-high 17 times.

2009

- Led the Rangers in doubles, games, RBI, hit-by-pitches (10) and game-winning RBI (12).
- Tied for first in the American League with 10 sacrifice flies.
- Established career bests in games, at-bats, hits, total bases, doubles, home runs and RBI.
- Recorded his first 20-home run season...His previous best with 10 in 2007 and 2008.
- Hit two home runs in a game three times (last, September 26 vs. Tampa Bay).
- Matched his career-high with five hits, April 15 vs. Baltimore.
- Set a club mark with seven hits in a doubleheader on September 8 at Cleveland.
- Was named the American League Player of the Week for the week of September 21-September 27.
- Connected for his sixth career grand slam on September 26 vs. Tampa Bay (off Matt Garza)...Became the first player in major league history to have at least six career grand slam home runs and fewer than 60 at-bats at the time.

MARLON'S BEST

HITS, GAME

5 hits

2 times, last, 5/15/09, Texas vs. Baltimore

HOME RUNS, GAME

2 home runs

5 times, last, 6/9/10, Chicago (NL) at Milwaukee

MULTI-HOME RUN GAMES

5 multi-home run games

5, two-home run games

LEADOFF HOME RUNS

4, leadoff home runs

last, 4/9/06, Washington at Houston

INSIDE-THE-PARK HOME RUNS

None

WALK-OFF HOME RUNS

2 walkoff home runs

last, 8/4/08, Texas vs. New York (AL)
(Damaso Marte)

PINCH-HIT HOME RUNS

1 pinch-hit home run

6/24/07, Texas vs. Houston (Dan Wheeler)

RBI, GAME

5 RBI

5 times, last, 9/26/09, Texas vs. Tampa Bay
(Matt Garza)

STOLEN BASES, GAME

2 stolen base

8/5/08, Texas vs. New York (AL)

HITTING STREAK

16 games

4/28/11-5/16/11

GRAND SLAMS

6 grand slams

9/26/09, Texas vs. Tampa Bay (Matt Garza)

2008

- Established a career wet in walk and matched career-high in home runs and doubles.
- Also established a career-high with a .380 on-base percentage.
- Made 109 starts: 46 in centerfield, 33 in right and 30 in leftfield.
- Was sidelined with left knee inflammation from April 17-May 14.
- Hit a walk-off grand slam on August 4 vs. the Yankees off Damaso Marte in the Rangers' 9-5 victory...According to Elias it was just the fourth time since 1960 that a player hit a game-ending grand slam to defeat the Yankees.
- Became the fifth Texas player to collect consecutive games with four or more hits on August 10 (four hits) and August 12 at Boston (five).
- Had microfracture surgery and a torn meniscus repaired in his left knee on October 1.

2007

- Began the year with Oklahoma (AAA) of the Pacific Coast League...Joined the Rangers on May 26.
- Led Texas and was tied for sixth in the American League with six triples.
- Put together a 10-game hitting streak, June 1-June 12.

2006

- Made Washington's Opening Day roster.
- Outrighted to New Orleans (AAA) of the Pacific Coast League on July 14...Remained with the Zephyrs for the rest of the season.

2005

- Split the year between the Philadelphia and Washington organizations.
- Hit a combined .266 (61-229) with 15 doubles, two home runs and 26 RBI in 79 big league games.
- Was acquired by Washington from Philadelphia for outfielder Endy Chavez on May 14.
- Made his Nationals debut on May 16 vs. Milwaukee going 3-4 with a double and three RBI.

2004

- Spent the majority of the year with Philadelphia and appeared in 106 games with the Phillies.
- Was with Scranton-Wilkes Barre (AAA) of the International League from June 20-July 31.

2003

- Finished fourth in the National League Rookie of the Year voting.
- Made the Phillies Opening Day roster and started in centerfield.
- Posted a career-best 15-game hitting streak from July 20-August 2.
- Led the National League with 25 runs scored in September.
- On October 8, he underwent arthroscopic surgery to repair a posterior labrum tear in his left shoulder.

2002

- Recalled by the Phillies on September 7.
- Made his first big league start on September 8 vs. the Mets.
- Recorded his first career hit on September 10 vs. Florida, a single off Justin Wayne.
- Collected his first big league home run, September 12 vs. Florida (Michael Tejera).
- Selected to play in Major League Baseball's annual All-Star Futures Game, going 2-3 in the contest at Miller Park in Milwaukee.
- Named to the International League's postseason All-Star team.
- Led the International League in runs and extra-base hits (59).

2001

- Named the Eastern League's (AA) Most Valuable Player.
- Selected by **Baseball America** as a first team minor league All-Star.
- Led all Phillies' minor leaguers in hits, home runs, RBI, runs, total bases (283) and slugging percentage (.555).

2000

- Won the Paul Owens Award for the top players in the Phillies' minor league system.

1999

- Hit .296 in his first professional season with Batavia (A) of the New York-Penn League.

BACKGROUND

- Marlon Byrd attended Georgia Tech, where he played for one season before finishing his career at Georgia Perimeter College.
- While at Georgia Tech, he sustained muscular damage and an infection, which cut off the circulation to the nerves.... Underwent three operations to correct the problem...Missed two seasons with the injury.
- Graduated from Sprayberry (GA) High School in 1995.



CAREER TRANSACTIONS

- Selected by the Philadelphia Phillies in the 10th round of the 1999 First-Year Player Draft
- Placed on the 15-Day Disabled List, April 14-April 29, 2003, with a left knee laceration
- Placed on the 15-Day Disabled List, March 29-May 3, 2005, with dislocated finger on his right hand.
- Acquired by the Washington Nationals for OF Endy Chavez on May 14, 2005
- Signed by the Texas Rangers as a free agent on December 12, 2006
- Placed on the 15-Day Disabled List, April 17, 2008, with left knee inflammation
- Signed by the Chicago Cubs as a free agent on January 4, 2010
- Placed on the 15-Day Disabled List, May 22-July 2, 2011, with a fractured cheekbone
- Acquired by the Boston Red Sox in exchange for righthanded pitcher Michael Bowden and a player to be named later (lefthanded pitcher Hunter Cerveno)
- Placed on the Restricted List, June 25-August 21, 2012, for a violation of MLB's Joint Drug Program.

YEAR	TEAM	AVG	G	AB	R	H	2B	3B	HR	RBI	SH	SF	HBP	BB	SO	SB	CS	SLG	OBP	E
1999	Batavia (A)	.296	65	243	40	72	7	6	13	50	0	3	5	28	70	8	2	.535	.376	7
2000	Piedmont (A)	.309	133	515	104	159	29	13	17	93	1	5	10	51	110	41	5	.515	.379	4
2001	Reading (AA)	.316	137	510	108	161	22	8	28	89	2	7	11	52	93	32	5	.555	.386	2
2002	Scranton-Wilkes Barre (AAA)	.297	136	538	103	160	37	7	15	63	2	5	11	46	98	15	1	.476	.362	8
	PHILADELPHIA (NL)	.229	10	35	2	8	2	0	1	1	0	0	0	1	8	0	2	.371	.250	0
2003	Scranton-Wilkes Barre (AAA)	.750	1	4	1	3	1	0	0	0	0	0	0	0	1	0	0	1.000	.750	0
	Reading (AA)	.313	3	16	3	5	0	0	1	3	0	0	0	0	3	0	0	.500	.313	1
	PHILADELPHIA (NL)	.303	135	495	86	150	28	4	7	45	4	3	7	44	94	11	1	.418	.366	5
2004	Scranton-Wilkes Barre (AAA)	.263	37	152	13	40	11	1	2	17	0	1	4	10	18	2	3	.388	.323	2
	PHILADELPHIA (NL)	.228	106	346	48	79	13	2	5	33	2	1	7	22	68	2	2	.321	.287	2
2005	Scranton-Wilkes Barre (AAA)	.368	5	19	4	7	1	0	0	3	5	0	0	0	3	0	0	.895	.368	3
	PHILADELPHIA (NL)	.308	5	13	0	4	0	0	0	0	0	0	1	1	3	0	0	.308	.400	0
	New Orleans (AAA)	.407	21	81	19	33	6	0	5	11	0	0	2	9	7	4	1	.667	.478	0
	WASHINGTON (NL)	.264	74	216	20	57	15	2	2	26	5	4	1	18	47	5	1	.380	.318	2
2006	WASHINGTON (NL)	.223	78	197	28	44	8	1	5	18	1	2	6	22	47	3	3	.350	.317	2
	New Orleans (AAA)	.271	46	155	20	42	9	0	7	29	0	1	7	16	31	3	1	.465	.363	1
2007	Oklaoma (AAA)	.358	44	176	29	63	15	2	6	32	0	1	5	13	30	3	2	.568	.415	2
	TEXAS (AL)	.307	109	414	60	127	17	8	10	70	0	6	5	29	88	5	3	.459	.355	3
2008	Oklaoma (AAA)	.313	4	16	3	5	2	0	0	3	0	0	0	2	6	0	1	.438	.389	0
	TEXAS (AL)	.298	122	403	70	120	28	4	10	53	2	2	9	46	62	7	2	.462	.380	6
2009	TEXAS (AL)	.283	146	547	66	155	43	2	20	89	0	10	10	32	98	8	4	.479	.329	3
2010	CHICAGO (NL)	.293	152	580	84	170	39	2	12	66	0	2	17	31	98	5	1	.429	.346	3
2011	Iowa (AAA)	.267	4	15	4	4	1	0	1	3	0	0	2	2	2	1	0	.533	.421	0
	CHICAGO (NL)	.276	119	446	51	123	22	2	9	35	1	2	8	25	78	3	2	.395	.324	3
2012	CHICAGO (NL)	.070	13	43	1	3	0	0	0	2	0	0	1	3	10	0	1	.070	.149	1
	BOSTON (AL)	.270	34	100	9	27	2	0	1	7	1	2	1	2	21	0	2	.320	.286	2
Minor League Totals		.309	636	2440	451	754	141	37	98	398	5	23	57	229	472	109	21	.518	.378	30
Major League Totals		.278	1103	3835	525	1067	217	27	82	445	16	34	73	276	722	49	24	.413	.336	32

* - led league

- rehabilitation assignment

CAREER TRANSACTIONS

POS	G	PO	A	E	PCT	TC	DP
OF	1060	2372	52	32	.987	2456	18

**TIM BYRDAK**
LEFTHANDED PITCHER #40

@givemethelefty

HEIGHT: 5-11**WEIGHT:** 192**BATS:** Left**THROWS:** Left**OPENING DAY AGE:** 39**BIRTHDATE:** October 31, 1973**BIRTHPLACE:** Oak Lawn, IL**RESIDES:** Lockport, IL**MAJOR LEAGUE SERVICE TIME:** 7 Years, 150 Days**SIGNED BY:** Terry Wetzel (Kansas City)**HOW OBTAINED:** Signed as a minor league free agent on January 21, 2011.**CONTRACT STATUS:** Signed through 2013

non-roster invitee

2012

- Season was cut short by surgery...On September 6, Mets Medical Director, Dr. David Altchek, repaired a torn anterior capsule in his left shoulder.
- Was placed on the Disabled List on August 3, retroactive to August 2, with soreness in his left shoulder...Last pitched on August 1 at San Francisco.
- Had surgery on March 13 to repair a torn meniscus in his left knee...Was on the Opening Day roster, April 5 vs. Atlanta.
- Set a Mets club record by pitching in 18 consecutive games without allowing a hit from May 4-June 4...The previous mark was held by Pedro Feliciano who went 13 games from 2009-2010 without allowing a hit.
- Appeared five straight days from July 19-July 23, a career-high...Also pitched for six straight games over a span of seven days from May 6-May 12...It marked the longest streak for consecutive days pitched since Luke Gregerson threw five straight days for the Padres, September 30-October 3, 2010.
- Posted a 3.04 ERA (seven earned runs/20.2 innings) in 40 games from April-June and a 7.20 ERA (eight earned runs/10.0 innings) in 16 games from July to August.
- For the year, lefthanded batters hit .154 (10-65) vs. him, while righthanders compiled a .229 (8-35) batting average against him.
- Picked up his two victories at Philadelphia, May 7 and May 9.
- Was second on the team with 17 holds.
- Went 1.0 inning on 12 different occasions.
- Had 34 strikeouts in 30.2 innings for an average of 9.98 strikeouts per nine innings.
- Was not permit a run in 45 of his 56 appearances.
- Did not allow a run in 14 straight games from May 6-May 27, a span of 5.2 innings.
- Lefthanded batters own a .200 (129-645) batting average vs. him for his career.

TIM'S BEST**WIN STREAK**6 games
4/14/06-5/15/08**LOSS STREAK**5 games
6/27/99-8/14/05**STRIKEOUTS, GAME**5 strikeouts
3 times, last, 8/15/08, Houston at Arizona**LONGEST OUTING, RELIEVER**4.0 innings
9/21/07, Detroit vs. Kansas City**MOST WALKS, GAME**3 walks
5 times, last, 7/6/08, Houston at Atlanta**SCORELESS STREAK**16.0 innings
4/21/08-6/1/08

2011

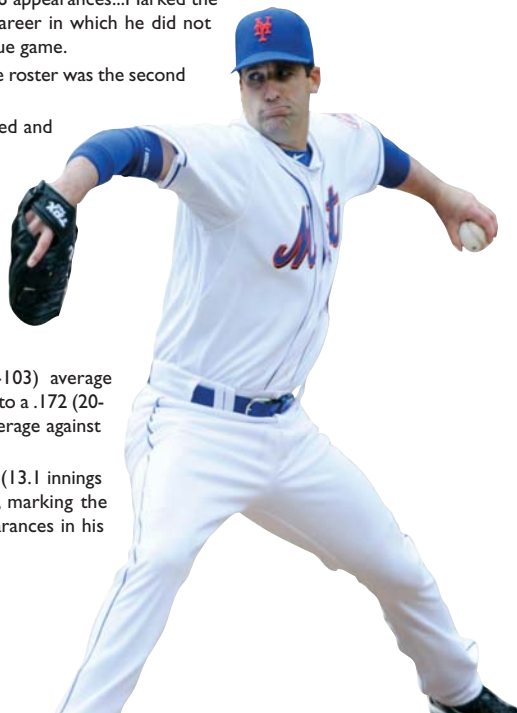
- Signed a one-year contract extension for the 2012 season on September 18.
- Appeared in a bullpen-high 72 games...Since 2009, his 212 appearances are tied for the ninth-most in the majors.
- Ranked seventh among NL relievers racking up 11.23 strikeouts per nine innings (47 strikeouts/37.2 innings).
- Had a 2.70 ERA (six earned runs/20.0 innings) in 35 games against the NL East.
- Held lefthanded batters to a .222 (22-99) batting average with 36 strikeouts.
- Opponents were 11-55 (.200) against him after the All-Star break and hit .215 (17-79) with runners on base.
- Over the last two years, he's posted a 2.87 ERA (10 earned runs/31.1 innings) after the All-Star break.
- His 212 games since 2009 are tied for the seventh-most in the National League.
- Stranded 51 of 67 inherited runners...The 23.9 percentage of inherited runners stranded ranked 13th among NL relievers.
- Allowed one run in 11 games from April 24-May 19...During that span, he picked up his first win as a member of the Mets, May 7 vs. Los Angeles (NL).
- Hurled 7.2 scoreless innings and had nine strikeouts over 12 games from May 27-June 26.
- Did not allow a run in 43 of his final 51 outings...Had a 2.81 ERA (eight earned runs/25.2 innings) from May 27 through the end of the year.
- Pitched 1.0 or more innings 18 times.

2010

- Appeared in 64 games out of the bullpen for Houston...His 64 games were the second-most in his career, trailing the 76 outings he made in 2009.
- Allowed two runs in his final 26 appearances of the season (14.0 innings).
- Lefthanded batters went 16-75 (.213) against him.
- Did not allow a run in 43 of his final 46 appearances of the season...Posted a 1.42 ERA (four earned runs/25.1 innings) in that span.
- Posted a season-long streak of 22 consecutive scoreless outings from July 31-September 20...Tossed 13.0 innings in that span.
- Was on the 15-Day Disabled List from May 4-24 with a right hamstring strain.
- Made his third appearance on an Opening Day roster in 2010 and his second consecutive with the Astros...His first came in 2006 with Baltimore.

2009

- Made an Astros-high and personal-best 76 appearances...Marked the first season in his 16-year professional career in which he did not make a single appearance in a minor league game.
- His Opening Day appearance on the active roster was the second of his career (also, 2006 with Baltimore).
- Also posted career highs in innings pitched and strikeouts.
- His 76 appearances ranked as the third-most by a lefthanded reliever in franchise history.
- Limited opponents to a .178 (39-219) batting average, which ranked as the sixth-lowest mark among major league qualifying relievers and the best for any lefthanded reliever.
- Lefthanded hitters posted a .184 (19-103) average against the lefty...Held righthanded hitters to a .172 (20-116) mark, the seventh-lowest batting average against in the NL.
- Did not allow a run over 18 appearances (13.1 innings pitched) from August 11-September 10, marking the second-longest streak of scoreless appearances in his career.



2008

- In 59 appearances with Houston, limited lefthanded hitters to a .135 (12-89) batting average, which ranked as the third-lowest batting average against lefties in the majors (minimum 75 at-bats).
- Limited all opponents to a .222 (45-203) average.
- Set a career high by tossing 66 pitches and tied his career high with five strikeouts on August 15 vs. Arizona.
- Posted a 1.71 ERA (six earned runs/31.2 innings) in 33 first-half appearances.
- Tossed 16.0 consecutive scoreless innings over 17 appearances from April 21-June 1 to begin his Astros career.
- Had his contract purchased from Round Rock (AAA) of the Pacific Coast League on April 20.
- Spent Spring Training with Detroit and was released on March 26.
- Signed by Houston to a minor league contract on April 3 and reported to Round Rock to begin the season.

2007

- Began the season with Toledo (AAA) of the International League, before joining the Tigers bullpen.
- Fanned 9.80 batters per nine innings, ninth-best among American League relievers.
- Joined the Tigers bullpen after having his contract purchased from Toledo on May 14.
- Placed on the 15-Day Disabled List on June 27 with left elbow tendinitis.

2006

- Began the season with the Baltimore Orioles, appearing on an Opening Day roster at the major league level for the first time in his career.
- Earned his first major league win on April 14 vs. Los Angeles (AL).
- Landed on the 60-Day Disabled List with bone chips in his left elbow on April 19...Underwent surgery on April 21 at Johns Hopkins Hospital to remove the bone chips.
- Reinstated from the DL on July 30.
- Was designated for assignment by Baltimore on August 30.

2005

- Joined the Orioles after having his contract purchased from Ottawa (AAA) of the International League on July 2.
- Compiled a 1.69 ERA (one earned run/5.1 innings) in 14 outings during September.
- Appeared in 37 games for Ottawa before having his contract purchased by the Orioles.
- Led Ottawa with 11 saves.

2004

- Signed by the San Diego Padres as a minor league free agent on January 30 and opened the season in extended Spring Training before being transferred to Portland (AAA) of the Pacific Coast League on April 20.
- Saw action in 20 games with Portland before being acquired by the Orioles on June 22...Assigned to Ottawa (AAA) of the International League by the Orioles.

2003

- Split the season between Joliet and Gary in the Independent Northern League.

2002

- Limited to 11 outings in the Cleveland Indians organization during the season as he continued to recover from ligament replacement surgery the previous year.
- Assigned to Kinston (A) of the Carolina League after being reinstated from the Disabled List on May 17...Played in two games with Kinston before being transferred to Akron (AA) of the Eastern League on May 23.

2001

- Assigned to Buffalo (AAA) of the International League after signing with the Indians as a minor league free agent on February 19.
- Landed on the 15-Day Disabled List on April 29 with left elbow soreness...Underwent ligament replacement surgery in his left elbow on June 7.

2000

- Appeared in 12 games for the Kansas City Royals after being recalled from Omaha (AAA) of the Pacific Coast League on July 15.
- Optioned to Wichita (AA) of the Texas League on August 11...Spent the majority of the season with Omaha, with the exception of brief stints with Wichita and Kansas City.

1999

- Played in 33 games during his three stints with the Royals.
- Recalled by Kansas City from Omaha (AAA) of the Pacific Coast League on June 15 and optioned to Omaha on June 23 after appearing in four games...Recalled by the Royals from Omaha on June 25.
- Earned his first major league save on July 4 at Cleveland, retiring the only batter he faced.
- Optioned back to Omaha by the Royals on July 27.
- Recalled by the Royals from Omaha for the remainder of the season on August 25.



1998

- Made his major league debut on August 7 at Yankee Stadium in the first game of a doubleheader...Retired two of the three batters he faced after being recalled from Omaha (AAA) of the International League earlier that day.
- Optioned to Omaha on August 15...Also spent time at Wichita (AA) of the Texas League.

1997

- Started the season on the Disabled List as he continued to recover from left elbow surgery...Assigned to Wilmington (A) of the Carolina League after being reinstated from the Disabled List on June 9.
- Ranked fourth among all Carolina League relievers with 2.18 walks per nine innings.

1996

- Limited to 15 starts with Wichita (AA) of the Texas League before landing on the Disabled List for the remainder of the season with a sore left elbow on June 27...Underwent left elbow surgery following the season.

1995

- Finished third in the Carolina League with a 2.16 ERA for Wilmington (A).
- Ranked third in the league in wins and innings pitched.

1994

- Made his professional debut with Eugene (A) of the Northwest League after being selected by the Royals in the fifth round of the June 1994 draft.

BACKGROUND

- Timothy Christopher (Tim) Byrdak graduated from Oak Forest High School (IL)...Went to South Suburban College (IL) for two years...Later attended Rice University in Houston, TX.
- Selected to the All-Southwest Conference team as a junior in 1994.
- A space enthusiast, attended two shuttles launches, one in 2010 and one in 2011, at Kennedy Space Center in Florida.

CAREER TRANSACTIONS

- Selected by the Kansas City Royals in the fifth round of the June 1994 Free Agent Draft.
- Signed by the Cleveland Indians as a minor league free agent on February 19, 2001.
- Signed by the San Diego Padres as a minor league free agent on January 30, 2004.
- Acquired by the Baltimore Orioles as part of a conditional deal on June 22, 2004.
- Signed by the Baltimore Orioles as a minor league free agent on November 16, 2004.
- On the 60-Day Disabled List, April 19-July 30, 2006, with left elbow bone spurs.
- Signed by the Detroit Tigers as a minor league free agent on November 17, 2006.
- On the 15-Day Disabled List, June 29-July 25, 2007, with left elbow tendinitis.
- Signed by the Houston Astros as a minor league free agent on April 3, 2008.
- On the 15-Day Disabled List, May 4-May 24, 2010, with a strained right hamstring.
- Signed by the New York Mets as a minor league free agent on January 21, 2011.
- On the 15-Day Disabled List, August 3-to the end of the 2012 season, after undergoing surgery to repair a torn interior capsule in his left shoulder.

LONG SCORELESS STREAK

The club record for consecutive shutout innings is 42.0, held by the 1969 World Champions from September 23-September 28 as they were gearing up for the playoffs...Included in that streak were six shutout frames vs. St. Louis on September 23, a complete game victory by Gary Gentry over the Cards on September 24, complete game wins by Jerry Koosman and Tom Seaver at Philadelphia on September 26 and 27 and a 2-0 victory over the Phillies on the September 28...Just a few weeks earlier, the same Mets pitching staff had tossed 36.0 straight shutout innings from September 10-September 13...The longest the Mets have ever been held scoreless is 39.0 innings, from September 11-September 15, 1963.

TEAM SCORELESS STREAKS

42.0 innings	September 23-September 28, 1969
36.0 innings	September 10-September 13, 1969
35.0 innings	May 25-May 28, 2010

YEAR	TEAM	W-L	ERA	G	GS	CG	SHO	SV	IP	H	R	ER	HR	HB	BB	SO	WP	BK
1994	Eugene (A)	4-5	3.07	15	15	0	0	0	73.1	60	33	25	6	4	20	77	1	1
1995	Wilmington (A)	11-5	2.16	27	26	0	0	0	166.1	118	46	40	7	10	45	127	1	0
1996	Wichita (AA)	5-7	6.91	15	15	0	0	0	84.2	112	73	65	15	0	44	47	8	0
1997	Wilmington (A)	4-3	3.51	22	2	0	0	3	41.0	34	17	16	3	2	12	47	4	0
1998	Wichita (AA)	3-5	4.15	34	0	0	0	2	52.0	58	29	24	3	2	28	37	2	3
	KANSAS CITY (AL)	0-0	5.40	3	0	0	0	0	1.2	5	1	1	1	0	0	1	0	0
	Omaha (AAA)	2-1	2.45	26	0	0	0	1	36.2	31	13	10	3	2	20	32	2	0
1999	Omaha (AAA)	3-1	1.81	33	0	0	0	4	49.2	39	19	10	0	6	28	51	2	0
	KANSAS CITY (AL)	0-3	7.66	33	0	0	0	1	24.2	32	24	21	5	1	20	17	3	1
2000	KANSAS CITY (AL)	0-1	11.37	12	0	0	0	0	6.1	11	8	8	3	0	4	8	1	0
	Wichita (AA)	0-0	5.40	4	0	0	0	0	6.2	9	4	4	1	0	3	1	0	0
	Omaha (AAA)	6-2	4.44	34	1	0	0	4	52.2	59	27	26	5	4	29	47	3	2
2001	Buffalo (AAA)	2-0	4.67	4	3	0	0	0	17.1	18	10	9	1	1	5	17	1	0
2002	Kinston (A)	1-0	4.50	2	0	0	0	0	4.0	3	2	2	0	0	4	3	0	0
	Akron (AA)	0-0	6.23	9	0	0	0	1	13.0	16	12	9	0	1	11	8	3	0
2003	Joliet (IND)	2-1	2.67	5	5	0	0	0	33.2	31	17	10	3	1	10	18	2	0
	Gary (IND)	2-4	4.34	10	10	1	0	0	66.1	60	33	32	7	4	25	58	2	1
2004	Portland (AAA)	3-0	5.45	20	2	0	0	0	38.0	47	28	23	3	2	17	25	2	0
	Ottawa (AAA)	2-1	4.19	33	1	0	0	2	34.1	46	20	16	4	2	12	43	1	0
2005	Ottawa (AAA)	3-2	2.09	37	0	0	0	11	38.2	23	12	9	4	3	15	44	0	0
	BALTIMORE (AL)	0-1	4.05	41	0	0	0	1	26.2	27	14	12	1	1	21	31	5	0
2006	Aberdeen (AAA)	0-0	9.00	1	0	0	0	0	1.0	2	1	1	0	0	0	3	0	0
	Frederick (A)	0-0	13.50	1	0	0	0	0	1.1	4	2	2	0	0	1	0	1	0
	Bowie (AA)	0-0	2.25	3	0	0	0	0	4.0	4	1	1	0	0	2	7	0	0
	BALTIMORE (AL)	1-0	12.86	16	0	0	0	0	7.0	14	10	10	2	0	8	2	1	0
2007	Toledo (AAA)	1-0	2.59	17	0	0	0	0	24.1	22	7	7	3	0	8	30	2	1
	DETROIT (AL)	3-0	3.20	39	0	0	0	1	45.0	38	23	16	3	1	26	49	3	0
2008	Round Rock (AAA)	0-0	3.68	7	0	0	0	0	7.1	8	3	3	0	0	0	10	0	0
	HOUSTON (NL)	2-1	3.90	59	0	0	0	0	55.1	45	24	24	10	2	29	47	0	0
2009	HOUSTON (NL)	1-2	3.23	76	0	0	0	0	61.1	39	23	22	10	3	36	58	2	0
2010	Round Rock (AAA)	0-0	4.50	2	1	0	0	0	2.0	1	1	1	0	0	2	1	0	0
	HOUSTON (NL)	2-2	3.49	64	0	0	0	0	38.2	40	15	15	4	0	20	29	2	0
2011	METS	2-1	3.82	72	0	0	0	1	37.2	34	20	16	3	1	19	47	1	0
2012	METS	2-2	4.40	56	0	0	0	0	30.2	18	16	15	2	1	18	34	0	0
Minor League Totals		50-32	3.64	346	66	0	0	28	748.1	714	360	303	58	39	306	657	33	7
Independent League Totals		4-5	3.78	15	15	1	0	0	100.0	91	50	42	10	5	35	76	4	1
Major League Totals		13-13	4.30	471	0	0	0	4	335.0	303	178	160	44	10	201	323	18	1

* - led league

- rehabilitation assignme

MAJOR LEAGUE HITTING TOTALS

YEAR	TEAM	AVG	G	AB	R	H	2B	3B	HR	RBI	SH	SF	HBP	BB	SO	SB	CS	SLG	OBP	E
2012	METS	---	56	0	0	0	0	0	0	0	0	0	0	0	0	0	0	---	---	0
Career Totals		.154	471	13	1	2	1	0	0	0	0	0	0	0	4	0	0	.231	.154	3

LAST HOME RUN—None

MOST HITS, GAME—I, two times, April 24, 2008, Houston at Cincinnati

MOST RBI, GAME—None

CAREER FIELDING

POS	G	PO	A	E	PCT	TC	DP
P	471	18	42	3	.952	63	3





ROB CARSON

@JustRobCarson
LEFTHANDED PITCHER #73

HEIGHT: 6-4

BATS: Left

OPENING DAY AGE: 24

WEIGHT: 239

THROWS: Left

BIRTHDATE: January 23, 1989

BIRTHPLACE: Hattiesburg, MS

RESIDES: Hattiesburg, MS

MAJOR LEAGUE SERVICE TIME: 0 Years, 56 Days

SIGNED BY: Benny Latino

HOW OBTAINED: Mets 14th round pick in the 2007 First-Year Player Draft

CONTRACT STATUS: Signed through 2013



2012

- Was with the Mets on three separate times during the year: April 24-April 26, May 17-May 25 and August 21 until the end of the year;
- Made his major league debut with 1.0 scoreless inning with one walk at Toronto on May 18.
- With runners in scoring position, the opposition hit .143 (2-14) against him...With runners on, opposing batters hit .231 (6-26) against him.
- Was not scored on in 11 of his last 14 appearances.
- Did not allow a run in six straight games from August 22-August 30 (3.2 innings).
- Pitched 2.0 innings twice during the year, May 24 vs. San Diego and September 8 vs. Atlanta.
- In his last appearance of the year on September 25, he worked 0.1 inning vs. Pittsburgh...Left the contest with a left elbow strain...An MRI the next day was negative...Did not pitch for the remainder of the year.
- Struck out 37 batters in 35.2 innings in 31 games for Binghamton (AA) of the Eastern League, an average of 9.3 strikeouts per nine innings.
- Worked in 10 games for Buffalo (AAA) of the International League from July 27-August 18...Had 15 strikeouts in 15.2 innings.

2011

- Made 24 starts and one relief appearance for Binghamton (AA) of the Eastern League.
- Worked 4.0 innings out of the bullpen in his last outing of the year, September 5 vs. Reading.
- Pitched a season-high 7.0 innings twice: May 14 at Trenton and July 15 vs. New Hampshire.
- Was 1-3 with a 3.79 ERA (eight earned runs/19.0 innings) in four April games.
- Picked up his first victory of the year in his second start, April 17 vs. New Hampshire...In 5.0 innings, he allowed four hits, one run, earned, with four walks and four strikeouts.
- Struck out a season-high eight twice, both in 6.0 innings of work: April 22 at New Hampshire and July 25 at Portland.

2009

- Was named Savannah's Sterling Award winner, emblematic of the top player on his team.
- Named to the South Atlantic League (A) All-Star team.
- Struck out 90 in 131.2 innings.

BACKGROUND

- Robert (Rob) Carson III graduated from Hattiesburg High School (MS) in 2007, where he was the baseball MVP and recipient of the Tiger Award, given to the player who exemplifies leadership, sportsmanship and team spirit.
- Hit over .300 all four years in high school.
- Also enjoys playing football.

ROB'S BEST

WIN STREAK

None

LOSS STREAK

None

STRIKEOUTS, GAME

1 **strikeout**

5 times, last, 9/15/12 at Milwaukee

LONGEST OUTING, RELIEVER

2.0 **innings,**

2 times, last, 9/12 vs. Atlanta

MOST WALKS, GAME

1 **walk**

4 times, last, 9/15/12 at Milwaukee

SCORELESS STREAK

3.2 **innings**

8/22/12-8/30/12

CAREER TRANSACTIONS

- Selected by the New York Mets in the 14th round of the 2007 First-Year Player Draft.

YEAR	TEAM	W-L	ERA	G	GS	CG	SHO	SV	IP	H	R	ER	HR	HB	BB	SO	WP	BK
2007	GCL Mets (A)	1-0	5.00	4	1	0	0	0	9.0	8	7	5	1	0	5	9	2	0
2008	GCL Mets (A)	1-0	1.57	5	5	0	0	0	23.0	11	5	4	0	0	6	25	0	0
	Kingsport (A)	2-3	1.76	6	6	0	0	0	30.2	29	12	6	1	4	18	21	1	1
2009	Savannah (A)	8-10	3.21	25	25	2	1	0	131.2	139	68	47	4	5	45	90	14	3
2010	St. Lucie (A)	7-5	4.17	17	16	0	0	0	86.1	98	42	40	5	5	33	69	3	1
	Binghamton (AA)	1-6	8.32	10	10	0	0	0	48.2	68	46	45	7	2	23	30	3	0
2011	Binghamton (AA)	4-11	5.05	25	24	0	0	0	128.1	154	88	72	14	3	55	91	7	2
2012	Binghamton (AA)	1-2	4.79	31	0	0	0	9	35.2	45	22	19	2	0	15	37	5	1
	Buffalo (AAA)	0-0	1.72	10	0	0	0	1	15.2	16	4	3	1	0	6	15	1	0
	METS	0-0	4.73	17	0	0	0	0	13.1	13	7	7	2	2	4	5	0	0
Minor League Totals		25-37	4.26	133	87	2	1	10	509.0	568	294	241	35	19	206	387	36	8
Major League Totals		0-0	4.73	17	0	0	0	0	13.1	13	7	7	2	2	4	5	0	0

* - led league

- rehabilitation assignment

MAJOR LEAGUE HITTING TOTALS

YEAR	TEAM	AVG	G	AB	R	H	2B	3B	HR	RBI	SH	SF	HBP	BB	SO	SB	CS	SLG	OBP	E
2012	METS	---	17	0	0	0	0	0	0	0	0	0	0	0	0	0	0	---	---	0
Career Totals		---	17	0	0	0	0	0	0	0	0	0	0	0	0	0	0	---	---	0

LAST HOME RUN—None

MOST HITS, GAME—None

MOST RBI, GAME—None

CAREER FIELDING

POS	G	PO	A	E	PCT	TC	DP
P	17	0	1	0	1.000	1	0

SHUTOUTS IN BACK TO BACK STARTS

The 14 times in Mets history a pitcher has thrown a shutout in consecutive starts:

PITCHER	YEAR	DATES
1. Jerry Koosman	1968	April 11 at Los Angeles (4-0) & April 17 vs. San Francisco (3-0)
2. Tom Seaver	1968	June 25 at Cincinnati (4-0) & June 30 at Houston (1-0)
3. Jerry Koosman	1968	July 21 at St. Louis (1-0) & July 26 vs. Cincinnati (2-0)
4. Jerry Koosman	1969	June 18 at Philadelphia (2-0) & June 22 vs. St. Louis (1-0)
5. Jim McAndrew	1969	August 20 vs. San Francisco (6-0) & August 26 at San Diego (3-0)
6. Jerry Koosman	1969	September 12 at Pittsburgh (1-0) & September 17 at Montreal (5-0)
7. Tom Seaver	1975	June 10 at San Francisco (5-0) & June 15 at San Diego (6-0)
8. Tom Seaver	1975	August 27 vs. San Diego (7-0) & September 1 vs. Pittsburgh (3-0)
9. Tom Seaver	1977	April 12 vs. St. Louis (4-0) & April 17 vs. Chicago (6-0)
10. Jon Matlack	1977	May 13 vs. Los Angeles (3-0) & May 18 vs. San Francisco (2-0)
11. Pat Zachry	1980	July 25 vs. Cincinnati (2-0) & July 30 vs. Atlanta (3-0)
12. Dwight Gooden	1984	September 7 vs. Chicago (10-0) & September 12 vs. Pittsburgh (2-0)
13. David Cone	1992	April 28 vs. Houston (4-0) & May 3 at Atlanta (7-0)
14. David Cone	1992	May 19 at San Diego (8-0) & May 24 at San Francisco (6-0)
15. Johan Santana	2012	May 26 vs. San Diego (9-0) & June 1 vs. St. Louis (8-0)





JUAN CENTENO

CATCHER #72



non-roster invitee

HEIGHT: 5-9 **WEIGHT:** 172
BATS: Left **THROWS:** Right
OPENING DAY AGE: 23 **BIRTHDATE:** November 16, 1989

BIRTHPLACE: Arecibo, DR
RESIDES: Arecibo, DR

MAJOR LEAGUE SERVICE TIME: 0 Years, 0 Days
SIGNED BY: Junior Roman
HOW OBTAINED: Mets 27th round pick in the 2007 First-Year Player Draft

CONTRACT STATUS: Signed through 2013

2012

- Played the entire season with Binghamton (AA) of the Eastern League.
- Hit over .300 in July (.311) and in August (.302)...In 13 July games, he went 14-45 with two doubles and seven RBI...In 15 contests in August, he was 16-53 with 12 RBI.
- Compiled a .311 (28-90) mark after the All-Star break.
- Fashioned a .307 (23-75) batting average vs. lefthanded pitching.
- For the year, he had 15 games with two hits and six games with three hits...Put together back-to back three hit games, August 12 at Harrisburg and August 15 at New Hampshire.
- Knocked in a season-high four runs, without a hit, August 7 vs. New Britain...His last two RBI came in the bottom of the ninth on a groundout for the game winner.
- Threw out 29 of 70 (41%) runners attempting to steal.

2011

- Compiled a .346 average in eight games in May (9-26), a .333 (8-24) average in seven games in June and a .389 (14-36) average in 13 games in August.

2010

- Played in 32 games for Brooklyn (A) of the New York-Penn League, 11 games for St. Lucie (A) of the Florida State League and one game for Binghamton (AA) of the Eastern League.
- At Brooklyn, he compiled a .394 (28-71) average in 27 games in July, August and September.

2009

- Spent the entire year with Brooklyn (A) of the New York-Penn League.

BACKGROUND

- Juan C Centeno graduated from Antonio Lucchetti High School in Arecibo, PR.

CAREER TRANSACTIONS

- Selected by the New York Mets in the 27th round in the 2007 First-Year Player Draft.

YEAR	TEAM	AVG	G	AB	R	H	2B	3B	HR	RBI	SH	SF	HBP	BB	SO	SB	CS	SLG	OBP	E
2007	GCL Mets (R)	.146	12	41	4	6	0	0	0	2	0	0	1	3	6	0	0	.146	.222	4
2008	GCL Mets (R)	.220	23	59	10	13	1	0	0	1	2	0	2	8	8	0	0	.237	.333	4
2009	Brooklyn (A)	.164	32	110	8	18	2	1	0	9	2	1	2	5	18	1	1	.200	.212	4
2010	St. Lucie (A)	.200	11	35	1	7	0	0	0	1	2	1	0	3	7	1	0	.200	.256	0
	Binghamton (AA)	.000	1	1	0	0	0	0	0	0	0	0	0	0	0	0	0	.000	.000	0
	Brooklyn (A)	.371	32	89	17	33	8	1	1	10	8	0	1	6	8	1	0	.517	.417	3
2011	St. Lucie (A)	.318	52	157	22	50	5	1	1	11	7	1	1	12	22	3	1	.382	.368	4
2012	Binghamton (AA)	.285	79	281	29	80	12	2	0	35	4	4	1	23	43	1	1	.342	.337	5
Minor League Totals		.268	242	773	91	207	28	5	2	69	25	7	8	60	112	7	3	.324	.325	24

* - led league

- rehabilitation assignment

**COLLIN COWGILL**
OUTFIELDER #4

@Ccowgill12

**HEIGHT:** 5-9**WEIGHT:** 190**BATS:** Right**THROWS:** Left**OPENING DAY AGE:** 26**BIRTHDATE:** May 22, 1986**BIRTHPLACE:** Lexington, KY**RESIDES:** Lexington, KY**MAJOR LEAGUE SERVICE TIME:** 1 Year, 14 Days**SIGNED BY:** Matt Haas (Arizona)**HOW OBTAINED:** Acquired from the Oakland Athletics in exchange for minor league infielder Jeffry Marte on December 18, 2012**CONTRACT STATUS:** Signed through 2013**2012**

- Had three separate tours of duty with Oakland.
- Was on the Athletics' Opening Day roster and was optioned to Sacramento (AAA) of the Pacific Coast League on April 17...Recalled on May 11.
- Sprained his left ankle June 22 against San Francisco...Placed on the Disabled List for the first time in his career the next day...Began a rehabilitation assignment on July 8 and appeared in two games with Stockton (A) of the California League and four games with Sacramento before he was reinstated from the DL and sent back to Triple-A.
- Returned to Oakland on September 1 and appeared in six games during the month (2-8, 250).
- From May 11 until his ankle injury, he started 24 of Oakland's 39 games during that period.
- Went 5-35 (.143) over the first 12 games of that stretch...Then collected a season-high three hits in back-to-back games May 26 vs. New York and May 28 at Minnesota.
- From May 26-June 5, he hit safely eight straight games (13-31, .419)
- Had three straight two-hit games (June 13-June 16) to bring his average up to a season-high .284
- For the year he had four games with two hits and two games with three hits.
- Compiled a .318 batting mark vs. lefthanded pitching (14-44) with two doubles and one home run.
- Cracked his lone home run of the year June 5th at home with Texas (pitcher).
- In 13 games in June, he hit .302 (13-43).
- Was 7-17 (.412) with runners in scoring position; and 8-19 (.421) with runners on two outs.
- At Sacramento, he appeared in 30 games in centerfield, 18 contests in left field and 14 games in right field....
- Hit safely in 10 straight from April 28-May 8 (16-42,.381)....Had 11 RBI over the stretch
- Had home runs in back-to-back games May 6 at Tucson and May 8 against Omaha
- Compiled a .316 batting mark (12-38) in nine games in May.
- At Sacramento he had one, four-hit game, July 17th at Tacoma, 14 games with two hits and 3 games with three hits.

COLLIN'S BEST**HITS, GAME****4 hits**

8/28/11, Arizona vs. San Diego

HOME RUNS, GAME**1 home run**

2 times, last, 6/5/12, Oakland vs. Texas

MULTI-HOME RUN GAMES**None****LEADOFF HOME RUNS****None****INSIDE-THE-PARK HOME RUNS****None****WALK-OFF HOME RUNS****None****PINCH-HIT HOME RUNS****None****RBI, GAME****2 RBI**

6 times, last, 6/13/12, Oakland at Colorado

STOLEN BASES, GAME**1 stolen base**

7 times, last, 6/16/12, Oakland vs. San Diego

HITTING STREAK**8 games**

5/26/12-6/5/12

GRAND SLAMS**None**

2011

- Began the year with Reno (AAA) of the Pacific Coast League.
- Joined Arizona on July 26 and made his major league debut that day with a start in leftfield at San Diego.
- Picked up his first major league hit, a pinch-hit single off the Dodgers' Scott Elbert in Los Angeles on July 30.
- Went 4-4 with a double, his first major league home run (Luebke) and two RBI against San Diego on August 28.
- Hit .366 (15-41) with eight RBI the final 14 games of the year.
- Was named the the PCL 's Midseason and Postseason All Star Team and also earned the League's Rookie of the Year honors.
- Also was the starting centerfielder for the PCL in the July 13 game against the International League.
- Finished second in the League in hitting, third in on base percentage (.430) and runs scored.
- Ranked third among all full season minor leaguers in batting and seventh in on base percentage.
- Was named to the Topps and **Baseball America** Triple A All-Star team.
- Also was 30-33 (90.9) in stolen base attempts.
- Put together a 17-game hitting streak from May 23-June 9.
- Hit for the cycle June 7th vs. Salt Lake City, going 5-6 with four RBI.

POSTSEASON: Was on Arizona's Postseason roster against Milwaukee...Appeared in two games...Pinch hit for Joe Saunders in the third inning of Game 4 in Arizona and delivered a two-run single to give the Diamondbacks a 7-3 lead in a 10-6 victory

2010

- Helped Mobile (AA) capture the Southern League Championship.
- Led the Bears in runs, doubles, home runs, RBI and total bases (233) and outfield assits (21).
- Named to the League's Mid-Season and Post-Season All Star Teams.
- Finished third in the SL in runs scored and RBI.

2009

- Established then career-highs in triples and RBI despite have his season cut short fracturing his right hand in mid-June.
- Did not play after June 15.

2008

- Hit a combined .264 with 16 doubles, four triples 12 home runs and 45 RBI in 70 games for Yakima (R) of the Northwest League and South Bend (A) of the Midwest League in his first professional season.
- Had 11 home runs and 28 RBI in 20 games with Yakima.
- Promoted to South Bend on July 9.

BACKGROUND

- Collin Brannen Cowgill graduated from Henry Clay High School in Lexington, KY.
- Was voted Kentucky High School's 'Mr. Baseball' in 2004.
- Helped the Kentucky University win its first ever Southeastern Conference Championship and capture a school-record 44 games as a sophomore in 2006...That year, he hit .298 with 26 home runs and 61 RBI.
- Missed all of the 2007 season because of a hand injury.
- Returned for an All-American campaign in 2008, hitting .361 with 15 doubles, two triples, 19 home runs and 60 RBI...In addition, he earned first-team Academic All-American honors.
- Batted a combined .306 with 166 runs, 35 doubles, 37 home runs 140 RBI and 32 stolen bases in 165 games during his four-year career with Kentucky.

CAREER TRANSACTIONS

- Selected by the Arizona Diamondbacks in the fifth round of the 2008 First-Year Player Draft.
- Acquired by the Oakland Athletics along with righthanded pitchers Ryan Cook and Jerrod Parker in exchange for lefthanded pitcher Craig Breslow, righthanded pitcher Trevor Cahill and cash on December 9, 2011.
- On the 15-Day Disabled List, June 23-July 16, 2012, with a sprained left ankle.
- Acquired by the New York Mets in exchange for minor league infielder Jefry Marte on December 18, 2012.

YEAR TEAM	AVG	G	AB	R	H	2B	3B	HR	RBI	SH	SF	HBP	BB	SO	SB	CS	SLG	OBP	E
2008 Yakima (A)	.304	20	79	21	24	3	1	11	28	1	0	3	12	17	5	0	.785	.415	0
South Bend (A)	.249	50	201	31	50	13	3	1	17	0	0	5	25	61	1	0	.358	.346	1
2009 Visalia (A)	.277	61	220	39	61	9	5	6	36	0	4	7	29	49	11	4	.445	.373	6
2010 Mobile (AA)	.285	131	502	89	143	34	4	16	83	0	10	8	57	73	25	9	.464	.360	3
2011 Reno (AAA)	.354	98	395	95	140	24	8	13	70	7	1	2	51	63	30	3	.554	.430	5
ARIZONA (NL)	.239	36	92	8	22	3	0	1	9	0	0	0	8	28	4	2	.304	.300	0
2012 Stockton (A)	.125	2	8	0	1	0	0	0	0	0	0	0	0	2	0	0	.125	.125	0
Sacramento (AAA)	.254	61	260	33	66	17	1	4	37	0	2	3	20	50	8	2	.373	.312	3
OAKLAND (AL)	.269	38	104	10	28	2	0	1	9	0	1	0	11	27	3	4	.317	.336	0
Minor League Totals	.291	423	1665	308	485	100	22	51	271	8	17	28	194	315	80	18	.470	.371	18
Major League Totals	.255	74	196	18	50	5	0	2	18	0	1	0	19	55	7	6	.311	.319	0

* - led league

- rehabilitation assignment

CAREER FIELDING

POS	G	PO	A	E	PCT	TC	DP
OF	61	127	5	0	1.000	132	3

BIG INNINGS

The biggest inning in Mets history? The Mets scored 11 runs in the sixth inning at Wrigley Field on July 16, 2006. New York set a franchise record and tied a major league record with two grand slams in that inning (Cliff Floyd and Carlos Beltran).

11-RUN INNING

THE LINESCORE:	1	2	3	4	5	6	7	8	9	R	H	E
NEW YORK	0	0	0	1	1	11	0	0	0	13	14	0
Chicago	2	3	0	0	0	0	2	0	0	7	15	2

O. Hernandez, Oliver (3), Feliciano (5), Bradford (6), Heilman (7), Bell (8), Sanchez (9) and Castro; Marshall, Novoa (6), Ohman (6), Rusch (8) and Barrett. W-Feliciano (3-2). L-Marshall (5-8). HR-New York-Woodward, Floyd-2, Beltran, Wright. Chicago-Marshall, Nevin.

The inning started with Chris Woodward flying out to center. The next three batters reached before Cliff Floyd slugged the team's first grand slam of the inning that gave New York a 6-5 lead. Six batters later Carlos Beltran connected on New York's second slam of the inning. The frame featured eight hits and two Chicago errors. The Mets sent a club record 16 batters to the plate in that inning.

10-RUN INNINGS

The Mets scored 10 runs in the bottom of the eighth inning against the Atlanta Braves on June 30, 2000 to tie the 10-run bombardment that they unleashed against the Cincinnati Reds in the sixth inning at Shea on June 12, 1979.

THE LINESCORE:	1	2	3	4	5	6	7	8	9	R	H	E
Cincinnati	0	0	0	0	0	5	0	1	0	6	9	2
NEW YORK	2	0	0	0	0	10	0	0	x	12	12	0

Bonham, Sarmiento (6), Tamlin (6), Borbon (8) and Correll; Falcone, Scott (6), Murray (7) and Stearns. W-Murray (4-5). L-Sarmiento (0-2). HR-Cincinnati-Foster. New York-Flynn.

The inning featured five hits and two Reds' errors as the Mets victimized three Cincinnati pitchers (Bill Bonham, Manny Sarmiento, and Dave Tamlin) during the record assault. Key hits during the inning were Frank Taveras' two-run double, Richie Hebner's two-run single and Doug Flynn's three-run, inside-the-park home run. The Mets went into the inning trailing 5-2 and came out with a 12-5 lead.

THE LINESCORE:	1	2	3	4	5	6	7	8	9	R	H	E
Atlanta	1	0	3	0	0	0	1	3	0	8	11	1
NEW YORK	0	0	0	0	0	0	1	10	0	11	12	2

Millwood, Wengert (8), Ligtenberg (8), Mulholland (8) and Lopez. Hampton, Cammack (8), Benitez (9) and Piazza. W-Benitez (2-3). L-Mulholland (6-7). HR-Atlanta-Jordan. New York-Piazza.

This 10-run outburst featured six hits, four walks and one Braves' error and three Braves pitchers (Don Wengert, Kerry Ligtenberg and Terry Mulholland). Key hits included Edgardo Alfonzo's two-run single, Todd Zeile's RBI single and Mike Piazza's 342-foot home run to put the Mets up for good. The Mets went into the inning trailing 8-1, and came out on top with an 11-8 lead.





TRAVIS d'ARNAUD

CATCHER #15

@Travisdarnaud



HEIGHT: 6-2

WEIGHT: 225

BATS: Right

THROWS: Right

OPENING DAY AGE: 24

BIRTHDATE: February 10, 1989

BIRTHPLACE: Long Beach, CA

RESIDES: Long Beach, CA

MAJOR LEAGUE SERVICE TIME: 0 Years, 0 Days

SIGNED BY: Tim Kessner (Philadelphia)

HOW OBTAINED: Acquired along with catcher John Buck, righthanded pitcher Noah Syndergaard and outfielder Wulmer Becerra from Toronto in exchange for righthanded pitcher R.A. Dickey and catchers Josh Thole and Mike Nickeas on December 17, 2012.

CONTRACT STATUS: Signed through 2013

2012

- His season was cut short by injury...Suffered a tear to the posterior cruciate ligament of his left knee...Did not play after June 25...No surgery was required.
- Was ranked the sixth-best prospect in the majors by MLB.com.
- Named to the Futures Game to represent Team USA...Did not play due to injury.
- Hit .367 (40-109) in 25 games in May...For the month he had 10 doubles, 10 home runs and 23 RBI.
- In 21 games in June, he compiled a .341 (29-85) batting mark with four home runs and 18 RBI.
- Fashioned a .344 (74-215) average vs. righthanded pitching with 13 home runs and 44 RBI.
- For the year, he had one, four-hit game, on June 12 vs. Tucson, 17 games with two hits and 10 games with three hits.
- Had two home runs vs. Memphis on May 18 and May 24 vs. Nashville.
- Knocked in a season-high four runs at St. Lake City on May 27.
- With men in scoring position, he hit .305 (29-95).
- In addition with runners on, he batted .324, with runners on and two outs, he hit .339 with runners and scoring position and two outs, he had a .310 mark.
- Batted .444 (4-9) with the bases loaded.
- Put together a 14-game hitting streak from April 19-May 4 (21-60, .350)...Also had two, 11-game streaks from May 14-May 27 (20-43, .465) and from June 2-June 14 (20-45, .444).

2011

- Named the Eastern League's Most Valuable Player.
- Was named to both the EL's mid-season and postseason All-Star teams.
- Led the EL in slugging (.542).
- Named to Topps' Triple-A All-Star team.
- Also voted the Top Defensive Catcher in the EL by the League's managers in a poll conducted by *Baseball America*.
- Hit .349 with eight home runs and 65 RBI with men in scoring position.
- Played for Team USA in the IBAF Baseball World Cup in Panama at the end of the year.

2010

- Was selected to the mid-season and postseason Florida State League All-Star teams.

2009

- In his first full season in professional baseball, he posted 52 extra-base hits in 126 games...Named to midseason SAL All-Star team.
- Tied for first in the South Atlantic League in doubles and ninth in RBI.
- Fashioned a 15-game hitting streak from July 8-July 24 batting .379 (25-66) over that stretch.

2008

- Began the year with Williamsport (A) of the New York-Penn League...Promoted to Lakewood (A) of the South Atlantic League on August 15...Named to the NYPL All-Star team.
- For the two teams, he hit a combined .305 with 18 doubles, one triple, six home runs and 30 RBI.

2007

- Started his professional career with the Gulf Coast (R) Phillies.

BACKGROUND

- Travis E. d'Arnaud attended Lakewood (CA) High School.
- Was a three-time All American at Lakewood from 2005-2007.
- His older brother Chase plays for the Pirates.

CAREER TRANSACTIONS

- Selected by the Philadelphia Phillies in the first round (37th overall) in the 2007 First-Year Player Draft.
- Acquired by the Toronto Blue Jays along with righthanded pitchers Kyle Drabek and outfielder Michael Taylor in exchange for righthanded pitcher Roy Halladay and cash on December 16, 2009.
- Acquired along with catcher John Buck, righthanded pitcher Noah Syndergaard and outfielder Wuilmer Becerra from Toronto in exchange for righthanded pitcher R.A. Dickey and catchers Josh Thole and Mike Nickeas on December 17, 2012.

YEAR TEAM	AVG	G	AB	R	H	2B	3B	HR	RBI	SH	SF	HBP	BB	SO	SB	CS	SLG	OBP	E
2007 GCL Phillies (R)	.241	41	141	18	34	3	0	4	20	0	2	4	4	23	4	2	.348	.278	4
2008 Williamsport (A)	.309	48	175	21	54	13	1	4	25	0	3	1	18	29	1	2	.463	.371	6
Lakewood (A)	.297	16	64	12	19	5	0	2	5	0	0	1	5	10	0	0	.469	.357	4
2009 Lakewood (A)	.255	126	482	71	123	38	1	13	71	0	9	8	41	75	8	4	.419	.319	6
2010 Dunedin (A)	.259	71	263	36	68	20	1	6	38	0	5	4	20	63	3	1	.411	.315	2
2011 New Hampshire (AA)	.311	114	424	72	132	33	1	21	78	0	1	8	33	100	4	2	.542	.371	6
2012 Las Vegas (AAA)	.333	67	279	45	93	21	2	16	52	0	2	3	19	59	1	1	.595	.380	4
Minor League Totals	.286	483	1828	275	523	133	6	66	289	0	22	29	140	359	21	12	.474	.343	32

* - led league

- rehabilitation assignment

METS FROM BOTH SIDES

The following Mets have hit home runs from both sides of the plate in one game

PLAYER	DATE
Lee Mazzilli	9/3/78 at Los Angeles
Howard Johnson	8/31/91 at Cincinnati
Bobby Bonilla	4/23/93 vs. San Diego
Bobby Bonilla	6/10/93 vs. Philadelphia
Bobby Bonilla	5/4/94 vs. San Francisco
Todd Hundley	6/18/94 at Florida
Bobby Bonilla	5/12/95 vs. Montreal
Todd Hundley	5/18/96 at San Francisco
Todd Hundley	6/10/96 vs. Atlanta
Carl Everett	4/20/97 vs. Chicago (Game 1)
Todd Hundley	5/5/97 vs. Colorado
Todd Hundley	7/30/97 vs. Cincinnati
Tony Clark	8/3/03 vs. St. Louis
Jose Reyes	8/23/03 at Atlanta
Carlos Beltran	7/30/06 at Atlanta
Jose Reyes	8/15/06 at Philadelphia
Carlos Beltran	6/30/07 at Philadelphia
Carlos Beltran	9/17/08 at Washington
Carlos Beltran	9/26/10 at Philadelphia
Carlos Beltran	5/12/11 at Colorado





IKE DAVIS

INFIELDER #29

@iked29

HEIGHT: 6-4**BATS:** Left**OPENING DAY AGE:** 26**BIRTHPLACE:** Edina, MN**RESIDES:** Scottsdale, AZ**WEIGHT:** 231**THROWS:** Left**BIRTHDATE:** March 22, 1987**MAJOR LEAGUE SERVICE TIME:** 2 Years, 168 Days**SIGNED BY:** Mike Brown**HOW OBTAINED:** Mets first round pick (18th overall) in the 2008 First-Year Player Draft.**CONTRACT STATUS:** Signed through 2013

2012

- Set career-highs in: games, home runs and RBI...His 32 home runs were the most by a Mets player since 2008, when Carlos Delgado hit 38 and David Wright had 33, and was the fifth-highest total in the NL...Hit a home run every 16.2 at-bats, good for second in the NL...Also became the 16th player in team history to hit 30 or more home runs.
- Hit 20 second-half home runs, second-most in the NL and three behind San Diego's Chase Headley's league-leading total...Hit 21 home runs on the road, tied for the most in the NL with Miami's Giancarlo Stanton...Only Chicago's Adam Dunn (23) had more.
- Hit .255 (64-251) with a .888 OPS after the All-Star break...Compiled a .201 (54-268) average before the break.
- Led the majors with nine home runs with two or more runners on base.
- His 32 home runs were the fourth-highest total by a Mets first baseman in a single season...Carlos Delgado (38 in 2006), Dave Kingman (37 in 1982) and Delgado (35 in 2008).
- Had the first three-home run game of his career and tied his personal-best with four hits on July 28 at Arizona...Became the first Mets lefty since Darryl Strawberry in 1985 and the ninth Met overall with three home run in a game.
- Finished with three multi-home run games: July 28 at Arizona (off Ian Kennedy, three times); August 26 vs. Houston (off Lucas Harrell and Wilton Lopez); September 24 vs. Pittsburgh (off Kyle McPherson and Jeff Karstens)...Has five career multi-home run games.
- The second home run on August 26 vs. Houston and Wilton Lopez ended the game...It was Davis' second game-ending home run and the only one for the Mets in 2012.
- Drove in a career-best five runs on September 24 vs. Pittsburgh.
- Had 12 game-winning RBI, second-most on the team.
- Struck out in his first two at-bats on April 11 vs. Washington to extend his hitless streak to start the season to 18 at-bats...The drought was the longest by a Mets position player to start a season since 2001, when Todd Pratt went 0-19 to begin the year.
- Went 2-4 on April 15 at Philadelphia for his first multi-hit game of the season and first since May 9, 2011...Added his first home run (off Cole Hamels) and first RBI of 2012 in the game.
- Hit his second home run in as many days on April 16 at Atlanta (off Tommy Hanson)...Hit a home run in consecutive games two other times: May 9 and May 11; July 27 and July 28...Three straight games is his career high done April 21-April 23, 2011.
- Had his first multi extra-base hit game since April 2, 2011 on May 9 at Philadelphia.

IKE'S BEST

HITS, GAME

4 hits

4 times, last, 7/28/12 at Arizona

HOME RUNS, GAME

3 home runs

7/28/12 at Arizona

MULTI-HOME RUN GAMES

5 multi-home run games

1, 3-home run game & 4, two-home run games

LEADOFF HOME RUNS

None

INSIDE-THE-PARK HOME RUNS

None

WALK-OFF HOME RUNS

2 home runs

last, 8/26/12 vs. Houston (Wilton Lopez)

PINCH-HIT HOME RUNS

None

RBI, GAME

5 RBI

9/24/12 vs. Pittsburgh

STOLEN BASES, GAME

1 stolen base

3 times, last, 9/10/10 vs. Philadelphia

HITTING STREAK

11 games

4/17/11-4/29/11

GRAND SLAMS


1 grand slam

6/18/12 vs. Baltimore (Jake Arrieta)

- Had a game-tying, ninth-inning RBI double on June 10 at New York (AL) off Rafael Soriano...It was his first RBI since May 29.
- Had a season-high nine-game hitting streak from June 9-June 18 (.462, 12-26)...The run was the second longest of Davis' career.
- Had 10 hits from June 18-June 30, all going for extra bases (five home runs, five doubles)...Singled on July 4 vs. Philadelphia to snap the streak...It was the second longest run of consecutive extra-base hits in team history (Carlos Delgado, 11, 2007).
- Had his first career game with three extra-base hits on June 27 at Chicago (NL) with two doubles and a home run.
- Had 24 RBI in June, the third most in the National League.
- Hit his first career grand slam on June 18 vs. Baltimore (off Jake Arrieta)...Finished with a then career-high four RBI...Also had four RBI on June 27 at Chicago (NL).
- Struck out a career-high four times on July 30.
- Snapped a 0-15 with a ninth-inning double on August 1 at San Francisco.
- From July 15-August 7, a span of 22 games, he walked three times...Walked 19 times over 30 games from September 1 through the end of the season.
- His 17 walks in September were tied for the second most in the National League.

2011

- Placed on the 15-Day Disabled List on May 12, retroactive to May 11, with a left ankle sprain and a bone bruise...Missed the remainder of the season...Left the game on May 10 at Colorado with the injury.
- Drove in at least one run in nine of the Mets' first 10 games (11 total RBI) to become the first player in franchise history to accomplish the feat...Became the 11th major league player since 1920 (when baseball first began recording RBI) with at least one RBI in nine of his team's first 10 games...The last major leaguer to accomplish the feat was Jorge Cantu in 2010.
- Drove in at least one run in five straight games to start the season (six total RBI)...The last Mets player to start a season with at least one RBI in five straight games was David Wright, who holds the franchise record with six consecutive games to start the 2006 season...The five-game RBI streak was a career-best.
- Finished April with 20 RBI, one of 12 Mets in team history to post that total in the month and the first since David Wright in 2008.
- Hit a home run in three straight home games, April 21-April 23, joining David Wright and Gary Sheffield as the only Mets to hit a home run in three consecutive games at Citi Field.
- Had a career-high 11-game hitting streak, April 17-April 29...Hit .462 (18-39) with four home runs during this span...Also had a 10-game home hitting streak from April 19-May 6...Batted .333 (12-36) with five home runs during that streak.
- Scored a run in eight straight games from April 21-April 29 (nine total), the longest streak of his career and tied for the ninth-longest in the majors in 2011.



2010

- Finished seventh in the NL Rookie of the Year voting.
- Finished the season second in doubles and runs scored, third in home runs, total bases (230) and RBI and fifth in hits among all National League rookies.
- Ranked second in doubles, tied for second in home runs, runs scored and RBI, and fourth in hits in franchise history among all Mets rookies.
- Began the season with Buffalo (AAA) of the International League... Had his contract selected on April 19...Made his major league debut that night vs. Chicago (NL)...Collected his first major league hit in his first at-bat, a single to rightfield off Randy Wells...Also drove in his first big league RBI with a single in the seventh inning off Sean Marshall.
- Hit his first major league home run on April 23 vs. Atlanta...It was a solo shot off Kenshin Kawakami that tied the game at 1-1.
- Recorded the first multi-home run game of his career on May 7 vs. San Francisco (both off Jonathan Sanchez)...Became the first Mets lefthanded rookie batter to hit two home runs in a game off a lefthanded pitcher...Since 1969, only five other lefties had a multi-home run game off a lefthanded pitcher...Billy Jo Robidoux (1985), David Justice (1990), Ben Grieve (1998), Brad Fullmer (1998) and Prince Fielder (2006).
- Also hit two home runs on July 17 at San Francisco (off Matt Cain and Santiago Casilla).
- Established a career-high with four hits on June 5 vs. Florida...Also had four hits on September 5 at Chicago and September 11 vs. Philadelphia.



- Hit the first walk-off home run of his career on June 8 vs. San Diego to give New York a 2-1 win...The home run came in the 11th inning against Edward Mujica...The home run was the first game-ending home run by a Mets rookie since Craig Brazell on September 25, 2004 vs. Chicago (NL).
- Stole second base on June 12 at Baltimore, the first stolen base of his career.
- Had two hits in the same inning on June 22 vs. Detroit.
- Hit his 10th home run on July 4 at Washington...Became the third rookie in team history to reach double-figures in home runs prior to the All-Star break...Ron Swoboda had 15 in 1965 and Benny Agbayani had 11 in 1999.
- Recorded his first career pinch-hit, a two-run single on July 28 vs. St. Louis off Dennys Reyes that tied the score at 7-7...Mets would lose, 8-7, in 13 innings.
- Hit a sacrifice fly in the 14th inning on August 18 at Houston to give the Mets a 3-2 victory...The last Mets rookie with a game-winning RBI in the 14th inning or later was Keith Miller on June 14, 1988 against Philadelphia.
- Finished September with a .344 (31-90) batting average, good for fifth in the NL.
- Hit home runs on back-to-back days for the first time in his career, September 4 and September 5 at Chicago.
- Had a career-high seven-game hitting streak, September 19-September 28...Hit .444 (12-27) over that stretch.
- With the Mets, he hit .295 (36-122) against lefthanded pitchers.
- With Buffalo, reached base safely in all 10 games and hit in nine of 10 games...Had a .500 on-base percentage.
- Went 3-4 with two doubles on Opening Day, April 8 at Scranton-Wilkes Barre...Hit his first Triple-A home run on April 9 at Scranton-Wilkes Barre.

2009

- Named the Mets Sterling Organizational Player of the Year, emblematic of the minor league player of the year.
- Hit a combined .298 (128-429) with 58 runs scored, 31 doubles, three triples, 20 home runs and 71 RBI in 114 games for St. Lucie (A) of the Florida State League and Binghamton (AA) of the Eastern League.
- In September, he was a key member of the United States 2009 Gold Medal World Cup team...In the tournament, he hit .333 (10-30) with two doubles, a triple and three RBI...Did not play in the Gold Medal Game, but delivered three straight game-winning RBI leading up to the final contest, which the US won over Cuba, 10-5, in Nettuno, Italy.
- Joined Binghamton on June 23.
- Hit safely in 45 of the 55 games he played in Binghamton.
- Named to the Arizona Fall League's Rising Stars Game...Hit .391 with seven doubles, four home runs and 16 RBI in 21 games with Surprise.

2008

- Made his professional debut at Brooklyn (A) of the New York-Penn League.
- Also played in the Arizona Fall League, suiting up for the Surprise Rafters.

BACKGROUND

- Isaac Benjamin (Ike) Davis played three seasons of baseball at Arizona State University...Was a first team Pac-10 Conference selection for three straight years and was a first team All-American as a junior.
- During his junior season in 2008, he batted .385 with 26 doubles, one triple, 16 home runs and 76 RBI in 52 games...Also went 4-1 as a pitcher and tied for the team lead with four saves...As a collegiate pitcher, he was 7-5 with four saves in 35 games (13 starts).
- Hit .349 with 56 runs scored, 23 doubles, eight home runs and 61 RBI in 62 games for the Sun Devils as a sophomore in 2007.
- As a freshman at ASU in 2006, he was the Pac-10 Newcomer of the Year...That season, he compiled a .329 batting average with 39 runs scored, 20 doubles, two triples, nine home runs and 65 RBI in 58 games.
- Helped the USA Junior National Team to a Gold Medal during 2004 in Kaohsiung, Taiwan...Hit a combined .404 with Team USA in 2003 and 2004.
- Named the Most Valuable Player in two prep All-Star Games, the 2004 AFLAC All-American Game and the 2005 High School All-American Game.
- Is the son of former major league righthanded pitcher Ron Davis, who played with the Yankees, Twins, Cubs, Dodgers and Giants from 1978-1988.
- Selected by Tampa Bay in the 19th round of the 2005 First-Year Player Draft but did not sign.
- A 2005 graduate of Chapparral High School in Scottsdale, AZ, he won four varsity letters and helped his team to three straight Arizona 4A titles...His clubs posted a 95-8 record over his sophomore, junior and senior years.
- Helps raise awareness for Strikeout Sarcoma, a cancer that took the life of his high school friend and teammate Mike Liu...Has designed shirts and bracelets to raise money for the cause.
- Received the Munson Award for his charitable work on February 5, 2013.

CAREER TRANSACTIONS

- Selected by the New York Mets in the first round (18th overall) of the 2008 First-Year Player Draft.
- Placed on the 15-Day Disabled List, May 12, 2011, retroactive to May 11-remainder of the season, with a left ankle sprain and a bone bruise...Transferred to the 60-Day Disabled List on September 6, 2011.

YEAR TEAM	AVG	G	AB	R	H	2B	3B	HR	RBI	SH	SF	HBP	BB	SO	SB	CS	SLG	OBP	E
2008 Brooklyn (A)	.256	58	215	17	55	15	0	0	17	0	1	0	23	43	0	0	.326	.326	1
2009 St. Lucie (A)	.288	59	222	28	64	17	3	7	28	0	1	1	31	52	0	2	.486	.376	5
Binghamton (AA)	.309	55	207	30	64	14	0	13	43	0	0	0	26	60	0	0	.565	.386	5
2010 Buffalo (AAA)	.364	10	33	8	12	3	0	2	4	0	0	0	9	5	0	0	.636	.500	1
METS (NL)	.264	147	523	73	138	33	1	19	71	0	5	1	72	138	3	2	.440	.351	9
2011 METS (NL)	.302	36	129	20	39	8	1	7	25	0	2	1	17	31	0	0	.543	.383	1
2012 METS (NL)	.227	156	519	66	118	26	0	32	90	0	3	1	61	141	0	2	.462	.308	8
Minor League Totals	.288	182	677	83	195	49	3	22	92	0	2	1	89	160	0	2	.467	.371	12
Major League Totals	.252	339	1171	159	295	67	2	58	186	0	10	3	150	310	3	4	.461	.336	18

* - led league

- rehabilitation assignment

CAREER FIELDING

POS	G	PO	A	E	PCT	TC	DP
1B	330	2682	210	18	.994	2910	261

MARATHONS IN METS HISTORY

DATE	OPPONENT	INN	SCORE	WINNER	LOSER	SITE
9-11-74	Cardinals	25	3-4	S. Siebert	Webb	Shea
4-15-68	Astros	24	0-1	Blasingame	Rohr	Houston
5-31-64	Giants	23	6-8	G. Perry	Cisco	Shea
4-17-10	Cardinals	20	2-1	Rodriguez	Mather	St. Louis
7-4-85	Braves	19	16-13	Gorman	Camp	Atlanta
5-24-73	Dodgers	19	7-3	Stone	Rau	LA
4-28-85	Pirates	18	5-4	Gorman	Tunnell	Shea
8-26-80	Padres	18	6-8	Rasmussen	Falcone	Shea
6-18-79	Astros	18	2-3	Roberge	Hausman	Houston
9-16-75	Expos	18	4-3	Baldwin	DeMola	Shea
8-1-72	Phillies	18	3-2	Sadecki	Brandon	Shea
10-2-65	Phillies	18	0-0	—	—	Shea
8-5-71	Braves	17	1-2	Barber	R. Taylor	Atlanta
8-19-68	Giants	17	0-1	Linzy	R. Taylor	Shea
5-21-68	Pirates	17	4-3	R. Taylor	Moose	Shea
5-13-66	Giants	17	4-5	Priddy	Eilers	Shea
4-19-76	Cardinals	17	4-3	Apodaca	Wallace	St. Louis
7-9-77	Expos	17	7-5	P. Siebert	McEnaney	Shea
6-10-83	Expos	17	4-2	Ownbey	B. Smith	Shea
9-29-93	Cardinals	17	1-0	Greer	Lancaster	Shea
7-7-07	Astros	17	5-3	Sele	Moehler	Houston





MATT den DEKKER

OUTFIELDER #68

@UpperDekker

HEIGHT: 6-1 **WEIGHT:** 205
BATS: Left **THROWS:** Left
OPENING DAY AGE: 25 **BIRTHDATE:** August 10, 1987

BIRTHPLACE: Ft. Lauderdale, FL
RESIDES: Palm Beach Gardens, FL

MAJOR LEAGUE SERVICE TIME: 0 Years, 0 Days
SIGNED BY: Marlin McPhail
HOW OBTAINED: Mets fifth round pick in the 2010 First-Year Player Draft.

CONTRACT STATUS: Signed through 2013



non-roster invitee

2012

- Split the season between Binghamton (AA) of the Eastern League and Buffalo (AAA) of the Pacific Coast League...Hit a career high-tying 17 home runs in 135 games between the two stops.
- Named a MiLB.com Organizational All-Star.
- Began the year with Binghamton and appeared in 58 games (all starts) with the B-Mets...Made 55 starts in centerfield and one in rightfield...Also appeared as the designated hitter twice.
- Compiled a 17-game hitting streak, May 3-May 22...Hit .351 (26-74) during the run.
- Tied his professional-high with five hits on June 8 at Trenton...Went 5-5 and scored three times.
- Hit safely in his final eight games with the B-Mets, going 20-33 (.606) with 10 runs scored and six extra- base hits, June 2-June 10...Named the Eastern League Player of the Week on June 11.
- Promoted to Buffalo on June 12 and made his Triple-A debut that night vs. Norfolk.
- Appeared only in centerfield for the Bisons, making 74 starts in 76 games...Finished with nine outfield assists.
- Hit two grand slams with the Bisons: August 6 at Syracuse and August 14 vs. Lehigh Valley...Finished both games with a season-high in RBI of four.
- Had three hits three different times with Buffalo: June 22 at Durham, July 8 at Scranton Wilkes-Barre and July 17 vs. Toledo.

2011

- Divided the year between St. Lucie (A) of the Florida State League and Binghamton (AA) of the Eastern League...Hit a combined .265 (143-539) with 17 home runs, 68 RBI, 103 runs scored and 24 stolen bases in 139 games between the two stops.
- Named a FSL mid-season All-Star.
- Joined Binghamton on June 22.
- Compiled a .376 (35-93) batting average in 22 games in April...Scored 23 runs with 13 doubles and 16 RBI.
- Put together a 13-game hitting streak from April 16-April 29 (28-55, .509).
- Hit .333 (20-60) with men in scoring position for St. Lucie.
- Collected 29 hits in 30 games in July.

2010

- Hit a combined .336 (41-122) in his first year as a professional.

BACKGROUND

- Matthew (Matt) den Dekker graduated from Westminster Academy (FL).
- Named to the All-SEC team for three straight years, becoming only the second player in conference history to accomplish the feat.
- Was also an All-SEC selection as a sophomore and a senior at the University of Florida...Led the Gators to the SEC title as a senior.

CAREER TRANSACTIONS

- Selected by the New York Mets in the fifth round of the 2010 First-Year Player Draft.

YEAR TEAM	AVG	G	AB	R	H	2B	3B	HR	RBI	SH	SF	HBP	BB	SO	SB	CS	SLG	OBP	E
2010 GCL Mets (R)	.278	5	18	2	5	2	0	0	5	1	0	0	2	5	0	0	.389	.350	0
Savannah (A)	.346	27	104	21	36	13	0	0	15	0	0	1	9	28	3	0	.471	.404	2
2011 St. Lucie (A)	.296	67	267	54	79	19	8	6	36	4	2	5	24	65	12	5	.494	.362	1
Binghamton (AA)	.235	72	272	49	64	13	3	11	32	6	4	5	27	91	12	5	.426	.312	1
2012 Binghamton (AA)	.340	58	238	47	81	21	4	8	29	1	4	5	20	64	10	7	.563	.397	3
Buffalo (AAA)	.220	77	295	37	65	10	4	9	47	1	5	2	14	90	11	2	.373	.256	2
Minor League Totals	.276	306	1194	210	330	78	19	34	164	13	15	18	96	343	48	19	.459	.336	9

* - led league

- rehabilitation assignment

METS INSIDE THE PARK HOME RUNS

There have been 26 inside-the-park home runs in Mets history. Here is the complete list.

#	DATE	PLAYER	PITCHER	SITE
1	5/16/62	Gil Hodges	Dick Ellsworth, CHI	Polo Grounds
2	6/23/62	Richie Ashburn	Darragh Stone, HOU	Polo Grounds
3	5/7/63	Charlie Neal +	Art Mahaffey, PHI	Polo Grounds
4	6/5/66	Ron Hunt	Sandy Koufax, LAD	Shea Stadium
5	8/17/67	Bud Harrelson	Juan Pizarro, PIT	Forbes Field
6	9/5/71	Don Hahn	Woodie Fryman, PHI	Veterans Stadium
7	6/12/79	Doug Flynn #	Dave Tomlin, CIN	Shea Stadium
8	8/19/79	Gil Flores	Bill Bonham, CIM	Riverfront Stadium
9	6/27/80	Lee Mazzilli	Steve Carlton, PHI	Veterans Stadium
10	8/12/80	Steve Henderson	Kent Tekulve, PIT	Three Rivers Stadium
11	7/31/82	Wally Backman	Enrique Romo, PIT	Shea Stadium
12	9/10/82	Dave Kingman	Doug Bair, STL	Busch Stadium
13	8/31/83	Mark Bradley	Fernando Valenzuela, LAD	Shea Stadium
14	6/17/84	Darryl Strawberry *	Bruce Sutter, STL	Busch Stadium
15	9/20/87	Howard Johnson	Mike Bielecki, PIT	Three Rivers Stadium
16	5/3/89	Darryl Strawberry	Jose Rijo, CIN	Shea Stadium
17	6/26/90	Kevin Elster	Bryn Smith, STL	Busch Stadium
18	8/14/93	Tim Bogar *	Bobby Thigpen, PHI	Veterans Stadium
19	5/6/95	Edgardo Alfonzo	Matt Grott, CIN	Riverfront Stadium
20	9/24/00	Timo Perez	Bruce Chen, PHI	Veterans Stadium
21	6/11/05	Marlon Anderson **	Francisco Rodriguez, LAA	Shea Stadium
22	4/11/06	Kazuo Matsui	Jake Peavy, SD	PETCO Park
23	9/7/06	Jose Reyes	Brad Penny, LAD	Shea Stadium
24	8/2/07	Damion Easley	Chris Capuano, MIL	Miller Park
25	8/23/09	Angel Pagan +	Pedro Martinez, PHI	Citi Field
26	5/19/2010	Angel Pagan	Livan Hernandez	Nationals Park

Second at-bat of the inning

+ Leadoff Home Run

* Was the second home run in consecutive at-bats for player

** Pinch-Hit Home Run





LUCAS DUDA

OUTFIELDER #21

HEIGHT: 6-4

BATS: Left

OPENING DAY AGE: 27

BIRTHPLACE: Riverside, CA

RESIDES: Riverside, CA

WEIGHT: 250

THROWS: Right

BIRTHDATE: February 3, 1986

MAJOR LEAGUE SERVICE TIME: 1 Year, 137 Days

SIGNED BY: Steve Leavitt

HOW OBTAINED: Mets seventh round pick in the 2007 First-Year Player Draft.

CONTRACT STATUS: Signed through 2013



2012

- Made his second consecutive Opening Day roster...Opted to Buffalo (AAA) of the International League on July 24...Returned to New York on August 26...Hit .241 (74-307) with 12 home runs and 44 RBI in 89 games during his first stint with the team...Went 22-94 (.234) with three home runs and 13 RBI in 32 games after returning to the active roster.
- Set career-high totals in games, at-bats, runs, hits, home runs, RBI and walks.
- Finished with 10 game-winning RBI, the third-most on the team.
- Hit his first career multi-home run game in the second game of the season vs. Atlanta...Went deep off of Jair Jurrjens and Chad Durbin.
- Also hit two home runs on May 30 vs. Philadelphia (off Cliff Lee and Raul Valdes)...The drives were his first career home runs against lefthanders.
- Hit in six straight (.364, 8-22), May 30-June 5...Hit four home runs and drove in nine over that stretch.
- Drove in a career high-tying four runs twice: April 28 at Colorado and June 1 vs. St. Louis...He set the mark on June 25, 2011 at Texas, his only other four-RBI game.
- Hit in a career high-tying seven straight games, June 16-June 24...Hit .333 (9-27) during the run.
- Tied his career-best with three walks on June 27.
- Hit a go-ahead two-run home run, August 29 at Philadelphia...Eight of his 15 home runs either tied the game or gave the Mets a lead.
- Had multiple hits in three straight games, September 12-September 15, tied for the longest such streak of his career...Hit .500 (6-12) during the stretch.
- Made starts at first base (six appearances, four starts), leftfield (24 appearances, 23 starts) and rightfield (81 appearances, 77 starts)...All his games in leftfield came after his recall from Buffalo.
- Hit .260 (25-96) with three home runs and eight RBI in 25 games for the Bisons.

2011

- Finished among the NL rookie leaders in several categories: on-base percentage and slugging percentage (first), batting average (second), home runs (fourth), RBI (fifth), runs and hits (sixth), at-bats and doubles (seventh), and games (eighth).
- Hit .317 (82-259) with 19 doubles, 10 home runs and 46 RBI over his last 80 games, dating back to June 22...His .317 average was eighth best in the NL among players with at least 250 at-bats from that time span through the end of the year.

LUCAS' BEST

HITS, GAME

4 hits

2 times, last, 9/16/11 at Atlanta

HOME RUNS, GAME

2 home runs

2 times, last, 5/30/12 vs. Philadelphia

MULTI-HOME RUN GAMES

2 multi-home run games

2, two-home run games

LEADOFF HOME RUNS

None

INSIDE-THE-PARK HOME RUNS

None

WALK-OFF HOME RUNS

2 home runs

last, 8/26/12 vs. Houston (Wilton Lopez)

PINCH-HIT HOME RUNS

1 pinch-hit home run

7/23/11 at Florida (Leo Nunez)

RBI, GAME

4 RBI

3 times, last, 6/1/12 vs. St. Louis

STOLEN BASES, GAME

1 stolen base

2 times, last, 8/29/12 at Philadelphia

HITTING STREAK

7 games

2 times, last, 6/16/12-6/24/12

GRAND SLAMS

None

- Collected a career-high four hits twice, June 25 at Texas and September 16 at Atlanta...Went 4-5 both times...Also had a personal-best four RBI in the June 25 game at the Rangers...Had three doubles on June 25 to equal the franchise mark, last done by Jose Reyes on May 13, 2009 vs. Atlanta.
- Finished with a team-best 10 home runs after the All-Star break... Became one of six rookies in team history with double-digit home runs after the break and the first since Mike Jacobs in 2005 (11)...Ranked fifth among rookies in franchise history with 38 second-half RBI.
- The four hits and four RBI on June 25 made Duda the seventh Mets rookie to have at least four hits and four RBI in the same game (Wayne Garrett, 1969; Gregg Jefferies, 1989; Jeromy Burnitz, 1993; Tim Bogar, 1993; Benny Agbayani, 1999; Mike Jacobs, 2005).
- Made his first Opening Day roster...Optioned to Buffalo (AAA) of the International League on April 10...Recalled on May 3, but optioned back to Buffalo on May 5...Returned to New York for the remainder of the season on June 10.
- Played his final game of the year on September 21 at St. Louis...Left the game after hitting his head when colliding with the outfield wall.
- Played first base for the first time in his major league career on June 11 at Pittsburgh...Made the start and went 1-4 with a double.
- Stole his first career base on April 10 vs. Washington...Swiped second off Jason Marquis and Ivan Rodriguez.
- Collected the first triple of his career on June 30 at Detroit.
- Hit his first career pinch-hit home run on July 23 at Florida (off Leo Nunez).
- Collected his first walk-off RBI with a two-run single on August 8 vs. San Diego that gave the Mets a 9-8 win.
- Hit a home run in consecutive games for the first time in his career on August 14 at Arizona (off Jason Marquis) and August 15 at San Diego (off Aaron Harang).
- Hit .302 (39-129) with 10 home runs and 24 RBI in 38 games for Buffalo (AAA) of the International League.

2010

- Was named the Sterling Organizational Player of the Year...Finished the season tied for the Mets minor league lead in home runs.
- Was awarded the Stan Barron MVP Award from the Buffalo Bisons on September 2.
- Had his contract selected by the Mets on September 1.
- Collected his first major league hit, an RBI-double off Randy Wells on September 3 at Chicago.
- Hit his first major league home run on September 17 vs. Atlanta...It was a solo home run off Tommy Hanson.
- Began his major league career 1-33 (.030)...Hit .314 (16-51) to end the season.
- Began the season with Binghamton (AA) of the Eastern League.
- Promoted to Buffalo (AAA) of the International League on June 14.
- During his time with Buffalo, he led the International League with 42 extra-base hits.
- Hit over .300 in all three months with Buffalo...Hit nine of his 17 home runs in 26 July games.
- Tied the all-time Buffalo franchise record by hitting a home run in five consecutive games from June 28-July 2.

2009

- Spent the season with Binghamton (AA) of the Eastern League before having his season cut short due to a right knee strain which forced him to the Disabled List on August 13.
- Made 48 starts at first base, 41 in leftfield and appeared 19 games as the designated hitter with the B-Mets.

2008

- Spent the entire season with St. Lucie (A) of the Florida State League...Led the team in hits, doubles, home runs, RBI and games played.
- Collected the first four-hit performance of his professional career with a 4-5 effort on April 17 at Brevard County...Also collected four RBI in that game.

2007

- Spent his first professional season with Brooklyn (A) of the New York-Penn League.
- Set a franchise record with a 17-game hitting streak from August 16-September 2...Hit .438 (28-64) over that span.
- Went 2-4 in the first game of the playoffs against the Staten Island Yankees, including a two-run home run that tied the game at 4-4 and a two-RBI single in the ninth inning that led the Cyclones to an 8-4 win.

BACKGROUND

- Lucas Christopher Duda graduated from Arlington High School in Riverside, CA...Was named the CIF Division I Player of the Year following his senior year after hitting .493 with nine home runs and 33 RBI.
- Was a member of the 2004 CIF Division I Championship team...Earned the save at Dodger Stadium in the championship game.
- Played three years at the University of Southern California...Made 51 of 53 starts in leftfield during his junior season...Hit seven home runs and drove in 34 during his final season with the Trojans.

CAREER TRANSACTIONS

- Selected by the New York Mets in the seventh round of the 2007 First-Year Player Draft.



DUDA, LUCAS

YEAR	TEAM	AVG	G	AB	R	H	2B	3B	HR	RBI	SH	SF	HBP	BB	SO	SB	CS	SLG	OBP	E
2007	Brooklyn (A)	.299	67	234	32	70	20	3	4	32	0	1	5	34	45	3	5	.462	.398	6
2008	St. Lucie (A)	.263	133	483	58	127	26	3	11	66	0	3	7	66	129	2	7	.398	.358	8
2009	Binghamton (AA)	.281	110	395	49	111	29	1	9	53	1	5	5	61	91	2	2	.428	.380	4
2010	Binghamton (AA)	.286	45	161	30	46	17	0	6	34	0	1	6	29	27	1	0	.503	.411	2
	Buffalo (AAA)	.314	70	264	44	83	23	2	17	53	0	1	2	31	57	0	0	.610	.389	3
	METS (NL)	.202	29	84	11	17	6	0	4	13	0	1	1	6	22	0	0	.417	.261	0
2011	Buffalo (AAA)	.302	38	129	22	39	8	0	10	24	0	2	3	23	27	0	0	.597	.414	1
2011	METS (NL)	.292	100	301	38	88	21	3	10	50	1	5	7	33	57	1	0	.482	.370	3
2012	Buffalo (AAA)	.260	25	96	12	25	4	0	3	8	0	1	0	10	21	0	0	.396	.327	0
2012	METS (NL)	.239	121	401	43	96	15	0	15	57	0	3	4	51	120	1	0	.389	.329	5
Minor League Totals		.284	488	1762	247	501	127	9	60	270	1	14	28	254	397	8	14	.469	.380	24
Major League Totals		.256	250	786	92	201	42	3	29	120	1	9	12	90	199	2	0	.427	.338	8

* - led league
- rehabilitation assignment

CAREER FIELDING

POS	G	PO	A	E	PCT	TC	DP
1B	49	370	19	3	.992	392	31
OF	175	271	7	5	.982	283	1

SIX HIT GAME

There has been one six-hit game in Mets history.

PLAYER	OPPONENT	DATE	AB	R	H	2B	3B	HR	RBI
Edgardo Alfonzo	at Houston	8/30/99	6	6	6	1	0	3	5

FIVE HIT GAMES

There have been 30 five-hit games in Mets history. The following is a player-by-player breakdown of each five-hit game.

PLAYER	OPPONENT	DATE	AB	R	H	2B	3B	HR	RBI
Dick Smith	at Chicago	5/26/64	6	3	5	1	1	0	2
Jim Hickman	at Milwaukee	9/30/64	6	1	5	0	0	0	1
Phil Linz	at Philadelphia	7/6/68	6	3	5	1	0	0	3
Joe Foy	at San Francisco (10)	7/19/70 (G2)	5	2	5	1	0	2	5
Tommie Agee	at Pittsburgh	8/8/70	6	4	5	2	1	0	2
John Milner	St. Louis	9/8/72 (G1)	5	1	5	1	0	1	2
Rusty Staub	at Los Angeles (19)	5/24/73	9	1	5	1	0	0	1
Rusty Staub	Philadelphia (11)	9/20/75	6	1	5	1	0	1	1
Joel Youngblood	at Montreal	8/9/78	5	2	5	2	1	0	1
George Foster	at St. Louis	6/19/82	5	2	5	1	0	1	1
Hubie Brooks	at St. Louis	6/28/83 (G1)	6	2	5	1	0	0	1
Wally Backman	Pittsburgh	4/26/85	5	1	5	1	0	0	3
Gary Carter	at Atlanta (19)	7/4/85	9	1	5	0	0	0	2
Keith Hernandez	at Montreal	8/8/85	6	3	5	1	0	0	3
Keith Hernandez	at San Diego	9/2/85	5	4	5	0	0	1	3
Keith Hernandez	at St. Louis	10/3/85	5	0	5	2	0	0	2
Darryl Strawberry	at Atlanta	4/30/86	5	2	5	1	0	1	3
Mookie Wilson	at San Diego	5/23/86	5	1	5	1	1	0	2
Dave Magadan	Houston	7/24/87 (G2)	5	1	5	0	0	0	1
Kevin McReynolds	at Atlanta	7/14/88	6	3	5	2	0	1	4
Howard Johnson	at Chicago	9/8/88	5	1	5	1	0	1	4
Rico Brogna	at St. Louis	7/25/94	5	1	5	2	0	0	2
Jose Vizcaino	at Florida	9/23/95	5	0	5	1	0	0	0
Alex Ochoa	at Philadelphia	7/3/96	5	3	5	2	1	1	3
Mike Piazza	at Pittsburgh	4/14/00	6	2	5	1	0	2	4
Mike Piazza	at Atlanta	4/7/04	5	2	5	1	0	2	4
Ty Wigginton	at Arizona	5/10/04	5	1	5	1	0	0	0
Jose Reyes	vs. Atlanta	5/5/06	7	2	5	0	1	0	0
Carlos Delgado	vs. Atlanta	8/21/08	5	0	5	1	0	0	3
Ronny Paulino	at Philadelphia	5/1/11	7	0	5	1	0	0	1



**JOSH EDGIN****LEFTHANDED PITCHER #66** @JoshEdgin37**HEIGHT:** 6-1**BATS:** Left**OPENING DAY AGE:** 26**WEIGHT:** 235**THROWS:** Left**BIRTHDATE:** December 17, 1986**BIRTHPLACE:** Lewistown, PA**RESIDES:** New Zion, SC**MAJOR LEAGUE SERVICE TIME:** 0 Years, 83 Days**SIGNED BY:** Marlin McPhail**HOW OBTAINED:** Mets 30th round pick in the 2010 First-Year Player Draft**CONTRACT STATUS:** Signed through 2013**2012**

- The Mets selected his contract from Buffalo (AAA) of the International League on July 13.
- Made his major league debut by pitching 1.1 innings and allowing two earned runs and two hits with no walks and three strikeouts at Atlanta on July 13.
- For the year, lefthanded batters hit .164 (9-55) vs. him with 18 strikeouts.
- Pitched 0.2 scoreless innings, allowing one hit with one walk and two strikeouts to pick up his first major league victory and 8-7 10 inning win at San Francisco on July 30.
- Did not allow an earned run in 10 day games (8.0 innings).
- Did not allow a run in 10 straight appearances (10.0 innings) from July 18-August 8...Permitted six hits over that stretch with two walks and 14 strikeouts.
- Gave up one unearned run over a stretch of 16 games from August 19-September 17 (11.0 innings)...In those games, he allowed five hits, with three walks and six strikeouts.
- Worked 2.0 innings twice during the season, July 21 vs. Los Angeles (NL) and August 4 at San Diego.
- Struck out 30 batters in 25.2 innings, an average of 10.5 per nine innings.
- Did not pitch after September 20.
- At Buffalo, struck out 40 in 37 innings, an average of 9.7 per nine innings.
- Began the year with Binghamton (AA) of the Eastern League...Promoted to Buffalo and made his first appearance with the Bisons on April 23...Went 3-2 with one save and a 3.89 ERA (16 earned runs/37.0 innings) with Buffalo (AAA) and a 1.42 ERA (one earned run/6.1innings) at Binghamton.

2011

- Split time with the Savannah Sand Gnats (A) of the South Atlantic League and the St. Lucie Mets (A) of the Florida State League.
- Named a South Atlantic League mid-season All-Star.
- Ranked second in the South Atlantic League with 16 saves at the time of his promotion to St. Lucie...Recorded a 0.87 ERA (three earned runs/31.0 innings) with the Sand Gnats.

2010

- Split time between the Kingsport Mets (A) of the Appalachian League and the Savannah Sand Gnats (A) of the South Atlantic League.

BACKGROUND

- Joshua Wayne (Josh) Edgin graduated from Mercersburg Academy (PA) before attending The Ohio State University in 2007...He transferred to Francis Marion University (PA) in 2009.
- Drafted in the 50th round of the 2009 First-Year Player Draft by Atlanta, but did not sign.

JOSH'S BEST**WIN STREAK****1 game**
7/20/12**LOSS STREAK****2 games**
8/20/12 - present**STRIKEOUTS, GAME****3 strikeouts**
four times, last, 7/24/12 vs. Washington**LONGEST OUTING, RELIEVER****2.0 innings**
2 times, last, 8/4/12 at San Diego**MOST WALKS, GAME****2 walks**
8/12/12 vs. Atlanta**SCORELESS STREAK****10.0 innings**
(7/18/12-8/8/12)

CAREER TRANSACTIONS

- Selected by the NewYork Mets in the 30th round of the 2010 First-Year Player Draft.

YEAR	TEAM	W-L	ERA	G	GS	CG	SHO	SV	IP	H	R	ER	HR	HB	BB	SO	WP	BK
2010	Kingsport (A)	0-1	2.84	18	0	0	0	3	31.2	28	15	10	2	4	12	41	1	1
	Savannah (A)	0-0	0.00	2	0	0	0	0	3.0	3	0	0	0	0	0	5	0	0
2011	Savannah (A)	1-0	0.87	24	0	0	0	16	31.0	14	4	3	0	0	10	41	3	0
	St. Lucie (A)	2-1	2.06	25	0	0	0	11	35.0	30	10	8	2	1	13	35	1	0
2012	Binghamton (AA)	0-0	1.42	6	0	0	0	2	6.1	5	1	1	1	0	2	5	0	0
	Buffalo (AAA)	3-2	3.89	35	0	0	0	1	37.0	34	19	16	0	1	18	40	0	0
	METS (NL)	1-2	4.56	34	0	0	0	0	25.2	19	14	13	5	2	10	30	0	0
Minor League Totals		6-4	2.38	110	0	0	0	33	144.0	114	49	38	5	6	55	167	5	1
Major League Totals		1-2	4.56	34	0	0	0	0	25.2	19	14	13	5	2	10	30	0	0

* - led league

- rehabilitation assignment

MAJOR LEAGUE HITTING TOTALS

YEAR	TEAM	AVG	G	AB	R	H	2B	3B	HR	RBI	SH	SF	HBP	BB	SO	SB	CS	SLG	OBP	E
2012	METS	---	34	0	0	0	0	0	0	0	0	0	0	0	0	0	0	---	---	0
Career Totals		---	34	0	0	0	0	0	0	0	0	0	0	0	0	0	0	---	---	0

LAST HOME RUN—None

MOST HITS, GAME—None

MOST RBI, GAME—None

CAREER FIELDING

POS	G	PO	A	E	PCT	TC	DP
P	34	0	2	1	.667	3	0

CAREER WINS VS. METS

PITCHER	WINS	LOSSES
Greg Maddux	35	19
Steve Carlton	30	36
Bob Gibson	28	14
Juan Marichal	26	8
Phil Niekro	25	14
Don Drysdale	24	6
Mike Krukow	22	7
Burt Hooton	21	14
Larry Jackson	21	2
Jim Maloney	19	8



JEURYS FAMILIA

RIGHTHANDED PITCHER #27

HEIGHT: 6-4

BATS: Right

OPENING DAY AGE: 23

WEIGHT: 230

THROWS: Right

BIRTHDATE: October 10, 1989

BIRTHPLACE: Santo Domingo, DR

RESIDES: Yaguaje San Cristobal, DR

MAJOR LEAGUE SERVICE TIME: 0 Years, 30 Days

SIGNED BY: Ismael Cruz and Marcelino Vallejo

HOW OBTAINED: Signed as a non-drafted free agent on July 13, 2007

CONTRACT STATUS: Signed through 2013



2012

- Recalled from Buffalo (AAA) of the International League on September 4.
- Made major league debut on September 4 throwing 1.0 scoreless inning with one hit and a strikeout.
- Tossed 8.1 innings of relief with an 8.64 ERA (eight earned runs/8.1 innings) and seven strikeouts.
- Did not allow a run in four of seven relief outings...Held batters to one hit during those appearances.
- Limited right handed batters to a .167 (4-24) batting average at the major league level.
- Made his first major league start on October 1 vs. Miami...Tossed 4.0 scoreless innings, allowing one hit with six walks and three strikeouts.
- Was 9-9 with a 4.73 ERA (72 earned runs/137.0 innings) and 128 strikeouts in 28 starts for Buffalo.
- Was tied for sixth in the IL with his 128 strikeouts.

2011

- Began the year with St. Lucie (A) of the Florida State League...Made six starts before being promoted to Binghamton (AA) of the Eastern League on May 10.
- Was the Sterling Award recipient at Binghamton, emblematic of the team MVP.
- Ranked fifth among Mets minor leaguers with 132 strikeouts.
- In 23 games combined, all starts, he was 5-5 with a 2.90 ERA...In 124.0 innings, he allowed 106 hits, 50 runs, 40 earned, with 43 walks and 132 strikeouts.
- In 17 starts with Binghamton, he went 4-4 with a 3.49 ERA (34 earned runs/87.2 innings)...Gave up 85 hits, with 43 runs, 35 walks and 96 strikeouts.
- In his first eight starts for Binghamton, he was 0-2 with six no-decisions and a 3.35 ERA (17 earned runs/45.2 innings)...In his next nine starts, he went 4-2 with a 3.64 ERA (17 earned runs/42.0 innings).
- Put together two double-digit strikeout games in back-to-back starts...Struck out 11 at Trenton on June 12 and 10 vs. Trenton at home on June 18.
- Righthanded batters compiled a .194 (40-206) mark against him.
- Went 7.0 innings twice: May 10 vs. New Britain and May 15 at Trenton.
- Struck out 36 in 36.1 innings in his six starts at St. Lucie...Opponents hit .171 (21-123) against him.

2010

- Played for the World Team in the XM Radio Futures Games.

2009

- Named the Sterling Organizational Pitcher of the Year for Savannah (A) of the South Atlantic League.
- Was 10-6 with a 2.69 ERA in 24 games, 23 starts for Savannah.

JEURYS' BEST

WIN STREAK

None

LOSS STREAK

None

STRIKEOUTS, GAME

3 strikeouts

10/1/12 at Miami

LONGEST OUTING, STARTER

4.0 innings

10/1/12 at Miami

LONGEST OUTING, RELIEVER

2.0 innings

2 times, last, 9/26/12 vs. Pittsburgh

MOST WALKS, GAME

6 walks

10/1/12 at Miami

SCORELESS STREAK

6.0 innings

(9/26/12-present)



BACKGROUND

- Jeurys Familia (pronounced Jer-ISS) graduated from Liceo Analilian Miranda High School in 2007.
- Enjoys listening to music and playing video games.

CAREER TRANSACTIONS

- Signed by the New York Mets as a non-drafted free agent on July 13, 2007.

YEAR	TEAM	W-L	ERA	G	GS	CG	SHO	SV	IP	H	R	ER	HR	HB	BB	SO	WP	BK
2008	GCL Mets (A)	2-2	2.79	11	11	0	0	0	51.2	46	20	16	2	3	13	38	4	2
2009	Savannah (A)	10-6	2.69	24	23	0	0	0	134.0	109	49	40	3	12	46	109	17	5
2010	St. Lucie (A)	6-9	5.58	24	24	0	0	0	121.0	117	87	75	7	15	74	137	25	3
2011	St. Lucie (A)	1-1	1.49	6	6	0	0	0	36.1	21	7	6	1	1	8	36	1	0
	Binghamton (AA)	4-4	3.49	17	17	0	0	0	87.2	85	43	34	10	8	35	96	10	0
2012	Buffalo (AAA)	9-9	4.73	28	28	1	0	0	137.0	145	84	72	8	4	73	128	13	2
	METS	0-0	5.84	8	1	0	0	0	12.1	10	8	8	0	0	9	10	0	0
Minor League Totals		32-31	3.85	110	109	1	0	0	567.2	523	290	243	31	43	249	544	70	12
Major League Totals		0-0	5.84	8	1	0	0	0	12.1	10	8	8	0	0	9	10	0	0

* - led league

- rehabilitation assignment

MAJOR LEAGUE HITTING TOTALS

YEAR	TEAM	AVG	G	AB	R	H	2B	3B	HR	RBI	SH	SF	HBP	BB	SO	SB	CS	SLG	OBP	E
2012	METS	.000	8	1	0	0	0	0	0	0	0	0	0	0	1	0	0	.000	.000	0
Career Totals		.000	8	1	0	0	0	0	0	0	0	0	0	0	1	0	0	.000	.000	0

LAST HOME RUN—None

MOST HITS, GAME—None

MOST RBI, GAME—None

CAREER FIELDING

POS	G	PO	A	E	PCT	TC	DP
P	8	0	3	0	1.000	3	0





PEDRO FELICIANO

LEFTHANDED PITCHER #55 @PerpetualPedro

HEIGHT: 5-10

BATS: Left

OPENING DAY AGE: 36

WEIGHT: 192

THROWS: Left

BIRTHDATE: August 25, 1976

BIRTHPLACE: Rio Piedras, PR

RESIDES: Rio Piedras, PR



non-roster invitee

MAJOR LEAGUE SERVICE TIME: 8 Years, 59 Days

SIGNED BY: Eddy Rodriguez (Los Angeles-NL)

HOW OBTAINED: Signed as a minor league free agent on January 21, 2013

CONTRACT STATUS: Signed through 2013

2012

- Missed the entire season recovering from left rotator cuff surgery, performed by Dr. James Andrews, on September 8, 2011.
- Made 10 major league rehabilitation appearances, starting in July, over four levels of the Yankees minor league organization, but sprained his ankle in September and was shut down for the remainder of the season...Pitched for Tampa (A) of the Florida State League, the Gulf Coast Yankees (R) of the Gulf Coast League, Trenton (AA) of the Eastern League and Staten Island (A) of the New York-Penn League.
- Allowed three runs, earned, over 9.1 innings (2.89 ERA) during the rehabilitation stint.

2011

- Missed the entire season on the Disabled List with a left rotator cuff strain... Underwent surgery on September 8 to repair his left rotator cuff, performed by Dr. James Andrews.
- Began the season on the 15-Day Disabled List...An MRI on April 13 revealed a torn capsule in his left shoulder...Marked his first career stint on the DL...Transferred to the 60-Day DL on April 15...Was limited to four Spring Training relief appearances, allowing one earned run on five hits while striking out six.
- Was seen by Dr. James Andrews in Pensacola, Fla. on April 18, who recommended a conservative treatment program for a six-week period... Began a shoulder strengthening program immediately.
- Made one rehab appearance with the GCL Yankees on August 25, starting and tossing 1.0 scoreless inning vs. the Tigers.

2010

- Surpassed his own franchise record with 92 games pitched (previous record 88 games in 2009).
- Tied the Dodgers' Mike Marshall (1973) for fourth place on Baseball's all-time single-season games pitched list, trailing only Marshall (106 games in 1974) and Pittsburgh's Kent Tekulve (94 in 1979) and Salomon Torres (94 in 2006).
- Appeared in consecutive games 15 times, three straight games six times, four straight games twice and six straight games three times.
- Appeared in his 402nd career game in June 10 loss vs. San Diego, surpassing Tom Seaver (401) for second place on the Mets all-time games pitched list...Also passed Jerry Koosman (376) and Jesse Orosco (372).
- Appeared in 22 games in September, setting a major league record for games pitched in a calendar month (previous record was 21 games by the Dodgers' Mike Marshall in July 1975 and the Giants' Gary Lavelle in August 1984).

PEDRO'S BEST

WIN STREAK

7 games
7/7/06-4/9/07

LOSS STREAK

3 games
7/28/07-7/7/08

STRIKEOUTS, GAME

5 strikeouts
3 times, last, 9/1/07 at Atlanta

LONGEST OUTING, RELIEVER

5.0 innings
6/28/03 at New York (AL)

MOST WALKS, GAME

4 walks
6/28/03 at New York (AL)

SCORELESS STREAK

14.2 innings
8/4/06-9/24/06



2009

- Led the majors with 88 relief appearances, which was also a new club record.
- Recorded a 1.69 ERA (six earned runs/32.0 innings) in 48 appearances at home, holding opponents without an earned run in his first 33 appearances at Citi Field through August 3 (25.0 inings).
- Held opponents hitless over 22 at-bats with runners on base from April 8-May 7 vs. Philadelphia...The run was snapped by a Jayson Werth two-run home run.
- Was named the Mets' Pitcher of the Month for September after going 1-0 with a 2.79 ERA (three earned runs/9.2 innings) with 13 strikeouts in 17 appearances.
- Did not allow an earned run in 14 of his final 16 outings of the season.
- Made four relief appearances for Puerto Rico in the World Baseball Classic prior to the season, allowing two hits in 3.0 scoreless inning.

2008

- Of his 86 relief appearances, 70 were scoreless...Opponents hit .179 (5-28) with runners in scoring position and two outs.
- Was 2-4 with a 2.34 ERA (nine earned runs/34.2 innings) in 49 appearances prior to the All-Star Game...Was 1-2 with a 4.50 ERA (14 earned runs/28.0 innings) after the break.
- Allowed just one earned run in 10.2 innings (0.84 ERA) over his first 18 relief outings of the season from April 2-May 6.
- Held opponents scoreless in 16 of his final 18 appearances of the season from August 26-September 28.

2007

- Did not allow an earned run over his first 16 outings of the season (14.2 innings) prior to allowing two earned runs on May 12 vs. Milwaukee.
- Snapped his career-high seven-game winning streak with a loss on June 5 vs. Philadelphia, allowing two hits and two earned runs without retiring a batter...The streak was from July 9, 2006-April 9, 2007.
- Earned his first career save on June 30 at Philadelphia, tossing 2.0 scoreless innings...Recorded his only other save of the season on September 1 at Atlanta...Marked the seventh time in major league history that a save was recorded with five-or-more strikeouts to end a game.

2006

- Went 7-2 with a 2.09 ERA (14 earned runs/60.1 innings) in 64 relief appearances with the Mets...Ranked third among all NL relievers in ERA...Tied for fourth among NL relievers in wins...Entered the season with just one career major league win.
- Did not allow a run over a 16-appearance stretch from August 8-September 24, going 2-0 and holding opponents to eight hits in 14.2 scoreless innings.
- Prior to the season, pitched for Puerto Rico in the inaugural World Baseball Classic, tossing 2.1 scoreless innings over three relief appearances.

POSTSEASON: Saw his only career postseason action, going 1-0 with a 1.93 ERA (one earned run/4.2 innings) in six relief appearances in the NLDS and NLCS...Earned his first postseason win in NLDS Game 3 at Los Angeles (NL), retiring Nomar Garciaparra with the bases loaded to end the fifth inning.

2005

- Went 3-2 with a 3.89 ERA (16 earned runs/37.0 innings) and 36 strikeouts in 37 relief appearances for the Fukuoka Softbank Hawks of the Japanese Pacific League.

2004

- Earned his first major league win on August 4 at Milwaukee, striking out both batters faced and stranding one inherited runner in a 6-5 Mets victory.

2003

- Was signed to a major league contract and selected to the Mets' 25-man roster on May 22 where he remained for the rest of the season.

2002

- Made his major league debut in September 4 win vs. Florida, tossing 2.0 scoreless innings...Was signed to a major league contract and selected to the active roster from Norfolk (AAA) on September 2.
- Was acquired by the Mets along with outfielder Elvin Andujar and two players-to-be-named later (outfielders Raul Gonzalez and Brady Clark) in exchange for lefthanded pitcher Shawn Estes and cash considerations on August 15.
- Was claimed off waivers by the Detroit Tigers on October 11...Was released on December 16 and signed by the Mets on December 20.

2001

- Began the season with Jacksonville, and was named to the Southern League All-Star team...Promoted to Las Vegas on July 3.

1999

- Missed the entire season with an impingement in his left shoulder.

1998

- Was placed on the Disabled List from May 30-June 27, with a strained left hamstring...Also on the DL from July 31-August 7 with a blister on his left hand.

1997

- Spent the majority of the season with Single-A Savannah, going 3-7 with four saves and a 2.64 ERA in 36 appearances (nine starts)... made his final appearance of the season with Single-A Vero Beach on August 30.

BACKGROUND

- Pedro Juan Feliciano graduated from Jose S. Algeria High School in Dorado, Puerto Rico.

CAREER TRANSACTIONS

- Selected by the Los Angeles Dodgers in the 31st round of the June, 1995 Free Agent Draft.
- Signed by the Cincinnati Reds as a six-year minor league free agent on December 21, 2001.
- Acquired by the New York Mets, along with minor league outfielder Elvin Andujar and two players to be named later (outfielders Raul Gonzalez and Brady Clark), in exchange for lefthanded pitcher Shawn Estes and cash on August 15, 2002.
- Claimed off waivers by the Detroit Tigers on October 11, 2002.
- Signed by the New York Mets as a free agent on December 16, 2002.
- Had his contract sold to the Fukuoka Softbank Hawks of the Japanese Pacific League on January 21, 2005.
- Signed by the New York Mets as a minor league free agent on December 19, 2005.
- Signed by the New York Yankees as a free agent on January 3, 2011.
- On the 15-Day Disabled List, March 22-April 15, 2011, with a left rotator cuff strain...Transferred to the 60-Day Disabled List, April 15-October 27, 2011.
- On the 60-Day Disabled List, February 24-October 29, 2012, recovering from left shoulder surgery.

YEAR	TEAM	W-L	ERA	G	GS	CG	SHO	SV	IP	H	R	ER	HR	HB	BB	SO	WP	BK
1995	Great Falls (R)	0-0	13.50	6	0	0	0	0	6.2	12	12	10	0	0	7	9	4	2
1996	Great Falls (R)	2-3	5.71	22	1	0	0	3	41.0	50	36	26	1	3	26	39	4	3
1997	Savannah (A)	3-7	2.64	36	9	1	0	4	105.2	90	45	31	11	1	39	94	6	4
	Vero Beach (A)	0-0	4.50	1	0	0	0	0	2.0	3	1	1	1	0	0	1	0	0
1998	Vero Beach (A)	2-5	4.61	22	10	0	0	2	68.1	68	44	35	8	2	30	51	2	0
1999	Injured	0-0	0.00	0	0	0	0	0	0.0	0	0	0	0	0	0	0	0	0
2000	Vero Beach (A)	4-5	3.82	25	2	0	0	0	61.1	76	31	26	4	5	24	48	3	0
	San Antonio (AA)	0-0	1.93	9	0	0	0	2	9.1	7	2	2	0	1	4	11	0	2
	Albuquerque (AAA)	0-0	18.00	1	0	0	0	0	1.0	3	3	2	2	0	1	2	0	0
2001	Las Vegas (AAA)	0-1	7.27	6	0	0	0	0	8.2	16	11	7	2	1	5	5	1	0
	Jacksonville (AA)	5-4	1.94	54	0	0	0	17	60.1	41	14	13	3	3	11	55	2	0
2002	Chattanooga (AA)	2-1	2.56	28	0	0	0	4	38.2	33	14	11	1	3	11	26	0	0
	Louisville (AAA)	1-1	3.04	20	0	0	0	0	26.2	35	10	9	3	1	4	19	0	0
	Norfolk (AAA)	0-0	7.00	5	0	0	0	2	9.0	14	7	7	1	0	1	11	1	0
	METS	0-0	7.50	6	0	0	0	0	6.0	9	5	5	0	0	1	4	0	0
2003	Norfolk (AAA)	3-2	3.97	15	0	0	0	1	22.2	20	10	10	3	0	6	18	0	0
	METS	0-0	3.35	23	0	0	0	0	48.1	52	21	18	5	3	21	43	3	1
2004	Norfolk (AAA)	4-3	5.30	32	0	0	0	2	35.2	35	25	21	4	4	15	25	3	0
	METS	1-1	5.40	22	0	0	0	0	18.1	14	12	11	2	1	12	14	1	0
2005	Fukuoka (JPN)	3-2	3.89	37	0	0	0	0	37.0	30	17	16	5	6	13	36	0	0
2006	Norfolk (AAA)	0-0	6.23	3	0	0	0	0	4.1	4	3	3	1	0	1	5	0	0
	METS	7-2	2.09	64	0	0	0	0	60.1	56	15	14	4	3	20	54	1	0
2007	METS	2-2	3.09	78	0	0	0	2	64.0	47	26	22	3	5	31	61	1	1
2008	METS	3-4	4.05	86*	0	0	0	2	53.1	57	24	24	7	3	26	50	2	0
2009	METS	6-4	3.03	88*	0	0	0	0	59.1	51	25	20	7	0	18	59	2	1
2010	METS	3-6	3.30	92*	0	0	0	0	62.2	66	24	23	1	6	30	56	1	0
2011	GCL Yankees (R)#	0-0	0.00	1	1	0	0	0	1.0	0	0	0	0	0	0	1	0	0
2012	Tampa (A)#	0-0	18.00	1	0	0	0	0	1.0	4	2	2	0	0	0	1	0	0
	GCL Yankees (R)#	0-0	0.00	4	4	0	0	0	4.0	2	0	0	0	0	1	5	0	0
	Trenton (AA)#	0-0	0.00	2	0	0	0	0	1.1	0	0	0	0	0	2	2	1	0
	Staten Island (A)#	0-0	3.00	3	1	0	0	0	3.0	3	1	1	1	0	0	2	0	0
Minor League Totals		26-32	3.82	296	28	1	0	37	511.2	516	271	217	46	24	188	430	27	11
Major League Totals		22-19	3.31	459	0	0	0	4	372.1	352	152	137	29	21	159	341	11	3

* - led league

- rehabilitation assignment



DIVISION SERIES

YEAR	TEAM	W-L	ERA	G	GS	CG	SHO	SV	IP	H	R	ER	HR	HB	BB	SO	WP	BK
2006	METS/ST. LOUIS	0-0	3.00	3	0	0	0	0	3.0	2	1	1	1	0	2	2	0	0

LEAGUE CHAMPIONSHIP SERIES

YEAR	TEAM	W-L	ERA	G	GS	CG	SHO	SV	IP	H	R	ER	HR	HB	BB	SO	WP	BK
2006	METS/LOS ANGELES	1-0	0.00	3	0	0	0	0	1.2	0	0	0	0	0	0	1	1	0

WORLD BASEBALL CLASSIC

YEAR	TEAM	W-L	ERA	G	GS	CG	SHO	SV	IP	H	R	ER	HR	HB	BB	SO	WP	BK
2006	Puerto Rico	0-0	0.00	3	0	0	0	0	2.1	0	0	0	0	0	1	1	0	0
2009	Puerto Rico	0-0	0.00	4	0	0	0	0	3.0	2	0	0	0	0	2	3	0	0
WBC Totals		0-0	0.00	7	0	0	0	0	5.1	2	0	0	0	0	3	4	0	0

MAJOR LEAGUE HITTING TOTALS

YEAR	TEAM	AVG	G	AB	R	H	2B	3B	HR	RBI	SH	SF	HBP	BB	SO	SB	CS	SLG	OBP	E
2012	YANKEES	---	0	0	0	0	0	0	0	0	0	0	0	0	0	0	0	---	---	0
Career Totals		.000	459	6	0	0	0	0	0	0	0	0	0	2	2	0	0	.000	.250	7

LAST HOME RUN—None

MOST HITS, GAME—None

MOST RBI, GAME—None

CAREER FIELDING

POS	G	PO	A	E	PCT	TC	DP
P	459	27	77	7	.937	111	7

MOST HOME RUNS BY A METS OPPONENT

Willie Stargell	60
Mike Schmidt	49
Chipper Jones	48
Willie McCovey	48
Hank Aaron	45
Pat Burrell	42
Willie Mays	39
Barry Bonds	38
Andre Dawson	36
Billy Williams	34
Dick Allen	33
Ryan Howard	31
Dale Murphy	32
Tony Perez	30
Joe Torre	30
Gary Sheffield	30



WILMER FLORES

INFILDER #61



HEIGHT: 6-3

WEIGHT: 215

BATS: Right

THROWS: Right

OPENING DAY AGE: 21

BIRTHDATE: August 6, 1991

BIRTHPLACE: Valencia, VZ

RESIDES: Valencia, VZ

MAJOR LEAGUE SERVICE TIME: 0 Years, 0 Days

SIGNED BY: Sandy Johnson, Ismael Cruz and Robert Alfonso

HOW OBTAINED: Signed as a minor league free agent on August 6, 2007

CONTRACT STATUS: Signed through 2013

2012

- Split the season between St. Lucie (A) of the Florida State League and Binghamton (AA) of the Eastern League and was named the Sterling Organizational Player of the Year.
- Named a MiLB.com Organizational All-Star.
- Combined to hit .300 (148-493) with 68 runs scored, 30 doubles, two triples, a career-high 18 home runs and 75 RBI in 130 games.
- Was selected the MVP of the FSL All-Star Game, going 3-4 with three RBI to help the South All-Stars to a 6-3 win over the North squad on June 17 at Charlotte Sports Park in Port Charlotte, FL.
- Selected to the 2012 All-Star Futures Game, his second (also, 2009)...He started at third base and went 0-2.
- Had a season-high four hits twice during the season, once at St. Lucie vs. Jupiter on May 1 and once at Binghamton at Erie on June 24.
- Made his Double-A debut on June 21 at Akron...Went 1-4 with an RBI.
- Hit in nine straight from August 20-August 28, going 19-35 (.543) with three home runs and six RBI...Had six multi-hit games during the streak, including four, three-hit games.
- Made 12 errors during the season, a career-low...Made starts at second base (27 combined), third base (86 combined), first base (seven at Binghamton) and designated hitter (seven at Binghamton).
- Hit .390 (46-118) on the road for the B-Mets...Also went 40-106 (.377) with five home runs in August.
- Batted .343 (23-67) with runners in scoring position...Batted .309 (47-152) with 70 RBI with men in scoring position...In addition, he compiled a .302 (77-255) batting mark with runners on base.
- Also compiled a .293 (49-167) batting mark against lefthanded pitching.
- Batted .272 (53-195) with 10 doubles, five home runs and 20 RBI in 53 games for Bravos de Margarita of the Venezuelan Winter League.

2011

- Hit .323 (30-93) in 24 April games with St. Lucie (A) of the Florida State League...Had five doubles and 18 RBI for the month.
- Batted .309 (47-152) with 70 RBI with men in scoring position.
- In addition, he compiled a .302 (77-255) batting mark with runners on base.
- Also compiled a .293 (49-167) batting mark against lefthanded pitching.
- In 23 June games, he fashioned a .293 (24-82) average.
- For the season, he had 40 multiple-hit games: 33 games with two hits and seven contests with three hits.
- Knocked in five runs at Daytona Beach on May 24 and four runs at Bradenton on April 26.

2010

- Split the year between Savannah (A) of the South Atlantic League and St. Lucie (A) of the Florida State League.
- Was the Sterling Award winner for St. Lucie, emblematic of the top player on his team.

2009

- Played in Major League Baseball's Futures All-Star Game.

2008

- Batted .310 in 59 games for Kingsport (R) of the Appalachian League...Was the Sterling Award winner for his club.



BACKGROUND

- Wilmer Flores graduated from Inra High School in Velencia,VZ in 2007.
- Enjoys swimming.

CAREER TRANSACTIONS

- Signed by the New York Mets as a non-drafted free agent on August 6, 2007.

YEAR	TEAM	AVG	G	AB	R	H	2B	3B	HR	RBI	SH	SF	HBP	BB	SO	SB	CS	SLG	OBP	E
2008	Kingsport (A)	.310	59	245	36	76	12	4	8	41	1	2	5	12	28	2	1	.490	.352	19
	Savannah (A)	.400	1	5	1	2	0	0	0	0	0	0	0	0	2	0	0	.400	.400	0
	Brooklyn (A)	.267	8	30	3	8	1	0	0	1	1	0	0	1	7	0	0	.300	.290	2
2009	Savannah (A)	.264	125	488	44	129	20	2	3	36	3	6	9	22	72	3	3	.332	.305	13
2010	Savannah (A)	.278	66	277	30	77	18	2	7	44	0	2	5	23	37	2	1	.433	.342	12
	St. Lucie (A)	.300	67	277	32	83	18	1	4	40	0	2	2	9	40	2	4	.415	.324	14
2011	St. Lucie (A)	.269	133	516	52	139	26	2	9	81	2	8	6	27	68	2	2	.380	.309	20
2012	St. Lucie (A)	.289	64	242	31	70	12	0	10	42	1	8	3	18	30	3	2	.463	.336	8
	Binghamton (AA)	.311	66	251	37	78	18	2	8	33	1	2	1	20	30	0	0	.494	.361	4
Minor League Totals		.284	589	2331	266	662	125	13	49	318	9	30	31	132	314	14	13	.412	.327	92

* - led league

- rehabilitation assignment

MOST HITS BY A METS PITCHER

YEAR	HITS	PITCHER	YEAR	HITS	PITCHER
1962	14	Jay Hook	1988	18	Ron Darling
1963	16	Al Jackson	1989	18	David Cone
1964	15	Tracy Stallard	1990	14	David Cone
1965	12	Jack Fisher			Dwight Gooden
1966	13	Bob Shaw	1991	15	Dwight Gooden
1967	11	Tom Seaver	1992	19	Dwight Gooden
1968	15	Tom Seaver	1993	14	Dwight Gooden
1969	11	Tom Seaver	1994	10	Bret Saberhagen
1970	17	Tom Seaver	1995	9	Bobby Jones
1971	18	Tom Seaver	1996	13	Jason Isringhausen
1972	13	Tom Seaver	1997	10	Rick Reed
1973	15	Tom Seaver	1998	9	Bobby Jones
1974	16	Jerry Koosman	1999	11	Rick Reed
1975	17	Tom Seaver	2000	20	Mike Hampton
1976	17	Jerry Koosman	2001	9	Steve Trachsel
		Jon Matlack	2002	10	Pedro Astacio
1977	9	Craig Swan	2003	11	Steve Trachsel
1978	14	Nino Espinosa	2004	11	Tom Glavine
1979	10	Craig Swan			Steve Trachsel
1980	10	Mark Bomback	2005	13	Tom Glavine
1981	6	Pat Zachry	2006	9	Tom Glavine
1982	8	Craig Swan	2007	12	Tom Glavine
1983	10	Tom Seaver	2008	11	Johan Santana
1984	14	Dwight Gooden	2009	7	Johan Santana
1985	21	Dwight Gooden	2010	13	R.A. Dickey
1986	11	Sid Fernandez	2011	8	R.A. Dickey
1987	14	Dwight Gooden	2012	12	Jonathon Niese



FRANK FRANCISCO

RIGHTHANDED PITCHER #48



HEIGHT: 6-2

WEIGHT: 245

BATS: Right

THROWS: Right

OPENING DAY AGE: 33

BIRTHDATE: September 11, 1979

BIRTHPLACE: Santo Domingo, DR

RESIDES: Miami, FL

MAJOR LEAGUE SERVICE TIME: 8 Years, 53 Days

SIGNED BY: Levi Ochoa (Boston)

HOW OBTAINED: Signed as a free agent on December 19, 2011

CONTRACT STATUS: Signed through 2013

2012

- Underwent surgery on December 18 to remove a bone spur from his right elbow...The surgery was performed by Mets Medical Director Dr. David Altchek at the Hospital for Special Surgery in Manhattan.
- Placed on the 15-Day Disabled List with a left oblique strain on June 24... Reinstated from the 15-Day Disabled List on August 3.
- Became the third closer in major league history to record a save in every game of a season-opening series of three or more games...Earned all three saves with a strikeout of the final batter...Derrick Turnbow of the Brewers in 2006 and Salomon Torres of the Pirates in 2007 were the others.
- Collected three saves in as many days for the second time against Arizona on May 5 in a 4-3 win, May 6 in a 3-1 win and May 7, a 5-2 win over Philadelphia.
- Worked a 1-2-3 ninth inning on August 18 in a 2-0 win at Washington to earn his 20th save of the season...The second 20 save season of his career (had 25 saves in 2009 with Texas).
- Finished 23 for 26 in save opportunities.
- Limited the opposition to a .216 (8-37) batting average in late inning pressure situations, with runners in scoring position.
- Opponents hit .241 (14-58) with runners in scoring position.
- Worked the second fewest innings in a season during his career (42.1)... Threw 7.1 innings over eight games in 2006...Also recorded the second fewest strikeouts (47) in a season during his career.
- Led the bullpen in saves (23).
- Converted nine of 10 save opportunities during the month of May... Recorded 14 strikeouts in 11.1 inning pitched.
- Did not permit a run in nine of his final 10 outings from August 24-September 16.
- Made his final appearance of the year on September 16 at Milwaukee...Did not pitch again due to a sore right elbow.
- Made five rehab appearances for Binghamton (AA) of the Eastern League...Allowed two runs, earned, on six hits in 4.2 innings pitched with four strikeouts.

2011

- Began the season on the 15-Day Disabled List, with a sore right pectoral muscle...Was activated on April 19.
- Ranked fifth among American League relievers with 302 strikeouts over the last five years (2007-2011).
- Went 0-0 with seven saves and a 1.37 ERA (four earned runs/26.1 innings) after the All-Star break.
- Tossed 16.0 straight scoreless innings from July 22-September 5.
- Led the Blue Jays with 17 saves.
- Converted 12 of his final 13 save opportunities.
- Allowed one of 11 inherited runners to score...For his career, has permitted 26 of 144 inherited runners to score (18.1 percent).
- Held righthanded batters to a .177 (14-79) average.
- Had nine saves and a 2.51 ERA (eight earned runs/28.2 innings) vs.AL East opponents.

FRANK'S BEST

WIN STREAK

4 games

two times, last, 4/30/10-6/24/10

LOSS STREAK

5 games

5/20/11-4/20/12

STRIKEOUTS, GAME

5 strikeouts

5/10/08, Oakland at Texas

LONGEST OUTING, RELIEVER

2.2 innings

6/2/07, Texas at Seattle

MOST WALKS, GAME

5 walks

9/9/07, Texas vs. Oakland

SCORELESS STREAK

17.2 innings

4/6/09-5/29/09



2010

- Ranks second all-time in Rangers' history behind Nolan Ryan with 10 strikeouts per 9.0 innings.
- Won a career-high six games, including five in Texas' first 44 games.
- Notched 60 strikeouts and issued 18 walks in 52.2 innings.
- Was on the Disabled List from August 28 through the remainder of the season with right latissimus dorsi muscle strain...Began a throwing program on September 21, but was unable to return for the postseason.
- Allowed two of 13 inherited runners to score.

2009

- Ranked 10th in the AL in saves and games finished (42).
- Was unscored upon in 43 of his 51 outings.
- Posted a 2.70 ERA (seven earned runs/23.1 innings) in 24 road games.
- Had a 2.28 ERA (seven earned runs/27.2 innings) before the All-Star break.
- Limited first batters faced to a .188 (9-48) mark.

2008

- Had the lowest ERA (3.13) of any Texas pitcher with at least 25.0 innings.
- His 3.19 strikeout-to-walk ratio was the 11th-best in the American League.
- First batters were 9-55 (.164) with 22 strikeouts against him.

2007

- Recalled from Oklahoma (AAA) of the Pacific Coast League on April 23 and spent the rest of the year with the Rangers, appearing in 59 games.
- Notched 21 holds.

2006

- Made eight relief outings with Texas...His first major league games since 2004..

2005

Spent the entire season on the Disabled List after undergoing Tommy John surgery.

- Placed on the 15-Day Disabled List on April 2, retroactive to March 25, with right elbow inflammation...Made six rehabilitation appearances.
- Underwent Tommy John surgery on April 29.

2004

- Made his major league debut on May 14 at Detroit.
- Ranked seventh in the AL with 10.52 strikeouts per nine innings.
- Was tied for sixth among AL rookies in strikeouts, tied for seventh in wins and finished 10th in games.
- Held the opposition to a .198 (36-182) mark, the 10th-lowest average among AL relievers.

2003

- Split the season between Winston-Salem (A) of the Carolina League and Frisco (AA) of the Texas League after being acquired in a trade along with righthanded pitcher Joe Rupe and outfielder Anthony Webster from the Chicago White Sox on July 24...The transaction completed the July 1 trade that sent Carl Everett to Chicago.

2002

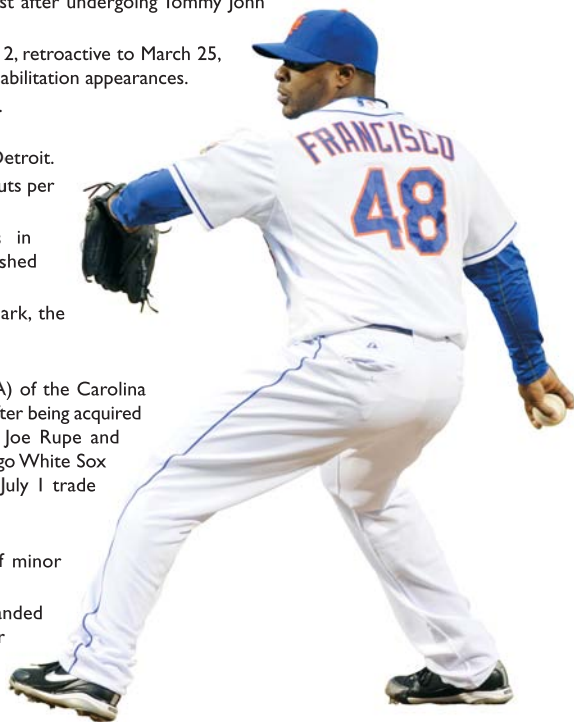
- Ranked as the 29th-best prospect in all of minor league baseball by *Baseball America*.
- Was traded by Boston along with righthanded pitcher Byeong Hak An to Chicago for righthanded pitcher Bobby Howry.

2001

- Averaged 11.9 strikeouts per nine innings.
- Allowed two or fewer hits in 34 of his 37 appearances.

BACKGROUND

- Frank Francisco played amateur baseball in Santo Domingo, DR.



CAREER TRANSACTIONS

- Signed by the Boston Red Sox as a non-drafted free agent on December 15, 1996.
- Acquired by the Chicago White Sox, along with lefthanded pitcher Byeong Hak An, on July 31, 2002.
- Acquired by the Texas Rangers, along with outfielder Anthony Webster and righthanded pitcher Jon Rupe, on July 24, 2003 which completed the deal for outfielder Carl Everett, cash and three players-to-be-named-later on July 1, 2003.
- On the Disabled List, March 25, 2005-remainder of season, with right elbow inflammation.
- On the Disabled List, March 31-June 20, 2006, recovering from right elbow surgery.
- On the Disabled List, June 27-August 26, 2006, with a right elbow strain.
- On the Disabled List, May 7-May 21, 2009, with right bicep tendinitis.
- On the Disabled List, June 4-June 19, 2009, with right shoulder tendinitis.
- On the Disabled List, July 11-August 2, 2009, with a mild case of mild pneumonia.
- On the Disabled List, August 28, 2010-remainder of the season, with a right latissimus dorsi muscle strain.
- Acquired by the Toronto Blue Jays, along with cash considerations, in exchange for catcher Mike Napoli on January 25, 2011.
- On the Disabled List, March 31-April 19, 2011, with a sore right pectoral muscle.
- Signed by the New York Mets to a two-year contract on December 19, 2011.
- On the Disabled List, June 24-August 3, 2012, with a left oblique strain.

YEAR	TEAM	W-L	ERA	G	GS	CG	SHO	SV	IP	H	R	ER	HR	HB	BB	SO	WP	BK
1997	Injured	0-0	0.00	0	0	0	0	0	0.0	0	0	0	0	0	0	0	0	0
1998	DSL Red Sox (A)	0-5	10.31	16	13	0	0	0	48.0	44	66	55	4	3	76	53	21	4
1999	GCL Red Sox (A)	2-4	4.56	12	7	0	0	0	53.1	58	39	27	3	4	35	48	7	3
2000	GCL Red Sox (A)	0-0	18.00	1	0	0	0	0	1.0	2	3	2	0	0	2	1	1	0
2001	Augusta (A)	4-3	2.91	37	0	0	0	2	68.0	40	25	22	3	6	30	90	6	1
2002	Trenton (AA)	2-2	5.63	9	0	0	0	0	16.0	10	13	10	0	2	16	18	3	0
	Sarasota (A)	1-5	2.55	16	10	0	0	0	53.0	33	19	15	1	4	27	58	4	0
	Winston-Salem (A)	0-4	8.06	6	6	0	0	0	25.2	31	23	23	3	1	18	25	4	2
2003	Winston-Salem (A)	7-3	3.56	16	16	1	1	0	78.1	59	40	31	7	6	36	67	4	1
	Frisco (AA)	2-3	8.41	7	6	0	0	0	35.1	43	33	33	5	4	18	22	0	0
2004	Frisco (AA)	1-3	2.55	15	0	0	0	6	17.2	7	6	5	1	2	10	30	4	1
	TEXAS (AL)	5-2	3.33	45	0	0	0	0	51.1	36	19	19	4	3	28	60	4	1
2005	Oklahoma City (AAA)	0-0	3.00	2	0	0	0	1	3.0	2	1	1	0	0	2	4	0	0
	Frisco (AA)	0-1	8.10	4	3	0	0	0	3.1	4	6	3	0	0	2	3	1	1
2006	Frisco (AA)	0-0	1.84	13	0	0	0	0	14.2	10	3	3	1	0	4	22	1	0
	Spokane (A)	0-0	0.00	4	0	0	0	0	4.0	3	0	0	0	0	0	6	1	0
	TEXAS (AL)	0-1	4.91	8	0	0	0	0	7.1	8	4	4	2	0	2	6	1	0
2007	Oklahoma City (AAA)	1-0	0.00	5	0	0	0	2	6.0	0	0	0	0	1	3	14	0	0
	TEXAS (AL)	1-1	4.55	59	0	0	0	0	59.1	57	33	30	3	2	38	49	8	0
2008	Oklahoma City (AAA)	0-0	0.00	8	0	0	0	5	9.0	3	0	0	0	0	3	16	0	0
	TEXAS (AL)	3-5	3.13	58	0	0	0	5	63.1	47	24	22	7	0	26	83	5	0
2009	Frisco (AA)	0-0	0.00	2	1	0	0	0	2.0	1	0	0	0	0	0	1	0	0
	TEXAS (AL)	2-3	3.83	51	0	0	0	25	49.1	40	21	21	6	1	15	57	3	0
2010	TEXAS (AL)	6-4	3.76	56	0	0	0	2	52.2	49	23	22	5	1	18	60	2	1
2011	Dunedin (A)	0-1	10.80	5	0	0	0	0	5.0	6	7	6	2	0	4	6	0	0
	TORONTO (AL)	1-4	3.55	54	0	0	0	17	50.2	49	21	20	7	0	18	53	2	0
2012	Binghamton (AA)	0-0	3.86	5	0	0	0	1	4.2	6	2	2	0	0	1	4	0	0
	METS	1-3	5.53	48	0	0	0	23	42.1	47	27	26	5	0	21	47	2	1
Minor League Totals		20-34	4.78	183	62	1	1	17	448.0	362	286	238	30	33	287	488	57	13
Major League Totals		19-22	3.92	379	0	0	0	72	376.1	333	172	164	39	7	166	415	27	3

* - led league

- rehabilitation assignment



MAJOR LEAGUE HITTING TOTALS

YEAR TEAM	AVG	G	AB	R	H	2B	3B	HR	RBI	SH	SF	HBP	BB	SO	SB	CS	SLG	OBP	E
2012 METS	---	48	0	0	0	0	0	0	0	0	0	0	0	0	0	0	---	---	1
Career Totals	---	379	0	0	0	0	0	0	0	0	0	0	0	0	0	0	---	---	5

LAST HOME RUN—None

MOST HITS, GAME—None

MOST RBI, GAME—None

CAREER FIELDING

POS	G	PO	A	E	PCT	TC	DP
P	379	17	13	5	.857	35	0

MOST RUNS SCORED BY INNING

1st Inning -	9, August 16, 1988, at San Francisco	11th Inning-	6, June 30, 1979, at Chicago (NL)
2nd Inning -	8, three times, last, June 6, 1980, vs. Pittsburgh	12th Inning -	4, April 14, 2000, at Pittsburgh
3rd Inning -	9, June 23, 2000, vs. Pittsburgh	13th Inning -	3, three times, last September 14, 1998, at Houston
4th Inning -	7, eight times, last June 28, 2011 at Detroit	14th Inning -	4, June 26, 1963, vs. Chicago (NL)
5th Inning -	8, two times, last June 3, 2008, vs. San Francisco	15th Inning -	3, September 7, 1973 (Game Two) at Montreal
6th Inning -	11, July 16, 2006, at Chicago (NL)	16th Inning -	2, September 1, 1963 vs. Milwaukee
7th Inning -	8, three times, last, May 17, 2002, at San Diego	17th Inning -	3, two times, last, July 7, 2007, at Houston
8th Inning -	10, June 30, 2000, vs. Atlanta	18th Inning -	1, four times, last, July 4, 1985, at Atlanta
9th Inning -	9, April 6, 2002, at Atlanta	19th Inning -	5, July 4, 1985, at Atlanta
10th Inning -	6, August 1, 2001, at Houston	20th Inning -	1, April 17, 2010 at St. Louis

MOST RUNS ALLOWED BY INNING

1st Inning -	10, July 19, 1988 at Cincinnati	13th Inning -	6, June 7, 1985 vs. St. Louis
2nd Inning -	8, three times, last, August 9, 1984 vs. Pittsburgh	14th Inning -	5, September 12, 1980 vs. Chicago
3rd Inning -	10, July 30, 1969 (Game Two) vs. Houston	15th Inning -	2, three times, last, June 16, 1995 vs. Houston
4th Inning -	11, April 7, 2004 at Atlanta	16th Inning -	5, August 20, 1973 vs. Cincinnati
5th Inning -	9, May 7, 2007 at San Francisco	17th Inning -	1, three times, last, August 5, 1971 at Atlanta
6th Inning -	11, April 11, 1997 at San Diego	18th Inning -	2, August 26, 1980 vs. San Diego
7th Inning -	8, August 12, 1982 vs. Chicago	19th Inning -	2, July 4, 1985 at Atlanta
8th Inning -	11, July 18, 1964 at St. Louis	20th Inning -	None
9th Inning -	11, July 30, 1969 (Game One) vs. Houston	21st Inning -	None
10th Inning-	6, May 18, 1985 vs. San Francisco	22nd Inning -	None
11th Inning -	6, June 23, 2001 vs. Atlanta	23rd Inning -	2, May 31, 1964 (Game Two) vs. San Francisco
12th Inning -	6, May 19, 1979 vs. St. Louis	24th Inning -	1, April 15, 1968 at Houston
		25th Inning -	1, September 11, 1974 vs. St. Louis

**DILLON GEE**
RIGHTHANDED PITCHER #35

HEIGHT: 6-1
BATS: Right
OPENING DAY AGE: 26

WEIGHT: 204
THROWS: Right
BIRTHDATE: April 28, 1986

BIRTHPLACE: Cleburne, TX
RESIDES: Cleburne, TX

MAJOR LEAGUE SERVICE TIME: 2 Years, 28 Days
SIGNED BY: Ray Corbett
HOW OBTAINED: Mets 21st round pick in the 2007 First-Year Player Draft.

CONTRACT STATUS: Signed through 2013

**2012**

- Underwent surgery on July 13 on his right shoulder to replace a portion of a damaged artery...The surgery was performed by Dr. Robert Thompson in St. Louis...After his July 7 start vs. the Cubs at Citi Field, Gee complained of numbness in the fingers of his right hand...On July 10, he was examined at New York Presbyterian Hospital in New York City...Was found to have a clot in an artery in his right shoulder and doctors used a catheter to break up the clot...Spent one night in the hospital...Won the start vs. the Cubs, 3-1...In 8.0 innings, allowed one run on seven hits, with no walks and four strikeouts.
- Pitched 5.0 innings or more in all of his 17 starts...Twelve of those starts were quality starts...His start at the Cubs on June 26 snapped a streak of seven straight games dating to May 20, in which he threw at least 100 pitches.
- Struck out a career-high nine batters vs. San Diego on May 25, and again on June 20 vs. Baltimore...Struck out at least four batters in each of his 17 starts...Prior to this season, he had struck out at least four batters in only 18 of his 32 starts...Fanned 8.0 batters per nine innings, his highest strikeout rate in his career...His previous best was 6.40 strikeouts per nine innings in 2011...Struck out 54 batters in his last 60.0 innings of work (nine starts).
- Beat the Rockies, 7-5, on April 28 at Colorado, to become the fifth Mets pitcher in history to win a game on his birthday...Ron Darling accomplished the feat twice (1985 and 1986), Dave Mlicki (1995), Wally Whitehurst (1991), and Ray Burris (1980).
- In three day games, he went 2-0 with a 2.49 ERA (six earned runs/21.2 innings)...Struck out 18.
- Allowed a career-high 12 hits on April 23 vs. San Francisco...The 12 hits were the most allowed by a Mets pitcher since Johan Santana surrendered 13 in St. Louis on July 28, 2010.
- Put together a three-game hitting streak from June 20-July 1...Hit .600 (3-5) with a double, one RBI and two runs scored during that stretch.
- Righthanded batters compiled a .219 (42-192) batting average against him...In his final nine starts, righthanders hit .176 (16-91) against him.

DILLON'S BEST**WIN STREAK**

7 games
4/17/11-6/15/11

LOSS STREAK

2 games
3 times, last, 6/26/12-7/1/12

STRIKEOUTS, GAME

9 strikeouts
2 times, last, 6/20/12 vs. Baltimore

LONGEST OUTING, STARTER

8.0 innings
2 times, last, 7/7/12 vs. Chicago-NL

LONGEST OUTING, RELIEVER

1.2 innings
2 times, last, 5/3/11 vs. San Francisco

MOST WALKS, GAME

6 walks
2 times, last, 8/22/11 at Philadelphia

SCORELESS STREAK

11.0 innings
6/10/11-6/15/11

FEWEST WALKS, COMPLETE GAME

2 walks
5/25/11 at Chicago-NL (6.0 innings)

LAST COMPLETE GAME

5/25/11 at Chicago (NL) (Won, 7-4)
6.0 innings

LAST COMPLETE GAME SHUTOUT

None

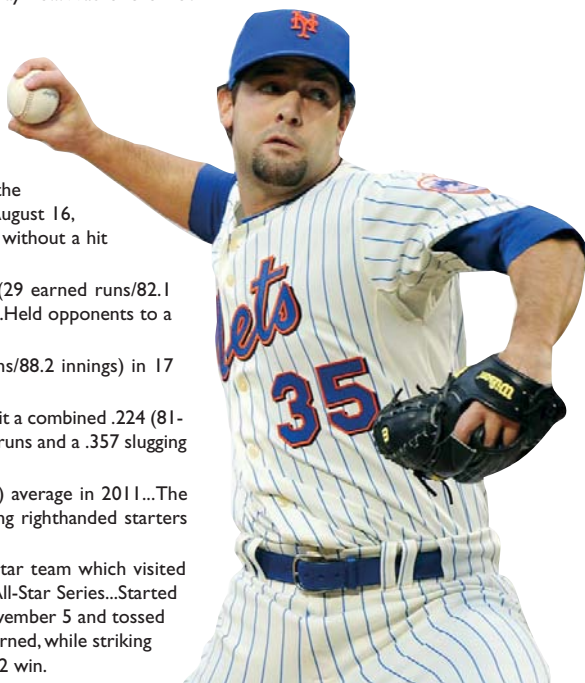
FEWEST HITS, COMPLETE GAME

4 hits
5/25/11 at Chicago-NL (Won, 7-4)
6.0 innings



2011

- Began the season with Buffalo (AAA) of the International League before having his contract selected by the Mets on April 17...Made his season debut on April 17 at Atlanta, picking up the win and allowing one run, earned, in 5.2 innings.
- Finished the season with a .684 winning percentage (13-6), which tied for the fifth-best winning percentage among National League pitchers...Among rookie pitchers with at least 15 decisions, the .684 winning percentage is the best single-season winning percentage in Mets history.
- Among major league rookies, ranked in the top 10 in several categories: tied for second in wins, second in winning percentage (.684), tied for fourth in starts (27), fourth in innings pitched (160.2) and seventh in strikeouts (114).
- Became the 10th rookie in team history and only the second since 1986 to earn at least 10 wins in a single season (Hisanori Takahashi, 2010) after he beat the Nationals on July 29...Gee's 13 wins tied with Gary Gentry (1969) for fifth most by a rookie in franchise history...Jerry Koosman holds the club mark for rookies with 17 victories in 1968.
- Started the season 7-0 before losing on June 21 vs. Oakland...The seven wins was tied for the fourth-best streak to begin a season in franchise history...Terry Leach started 10-0 in 1987; Pat Mahomes (1999) and Dwight Gooden (1988) each started 8-0; while Frank Viola (1990), David Cone (1988) and Roger McDowell (1986) each started 7-0.
- The Mets improved to 10-0 in his starts with a 4-0 win at Atlanta on June 15...Became the 24th pitcher since 1919 to have his team win at least each of his first 10 starts in a season...The last rookie whose team won each of his first 10 starts in a season was Donne Wall for the Astros in 1996.
- Won seven straight decisions from April 17-June 10 equaling the franchise record for rookies...The last Mets rookie to accomplish that feat was Octavio Dotel who won seven straight decisions in 1999 (tying a club record set by Ron Darling in 1984, and matched by Dwight Gooden later in 1984 and Jason Isringhausen in 1995)...Was the second rookie in the majors since 2000 with a season-opening winning streak of seven or more games...Jered Weaver started 9-0 for the Angels in 2006.
- His seven-game winning streak from April 17-June 10 tied for the ninth-longest in the majors in 2011.
- Became the first rookie in team history to win his first seven decisions in a season as a starter (April 17-June 10)...Jon Matlack began his 1972 rookie season 6-0, winning five decisions as a starter and one out of the bullpen...Matlack lost his sixth decision as a starter.
- Lasted only 4.0 innings due to a 71-minute rain delay on June 15 at Atlanta, ending a 14-game streak to begin his career of tossing at least 5.0 innings in every start...The 14 straight starts of at least 5.0 innings to begin his career is the second-longest in Mets history...Bill Pulsipher owns the club record with 17 straight starts (June 6-September 11, 1995).
- Recorded his first career complete game when he tossed 6.0 innings in a rain-shortened victory at Chicago on May 25...Was one of four rookies to toss a complete game in 2011...Joined Mike Bacsik (2002), Alay Soler (2006), John Maine (2006) and Jonathon Niese (twice, 2010) as the only Mets rookies to throw a complete game since 1999.
- Tossed 5.2 innings of hitless ball vs. the Nationals on May 19...The 5.2 innings was the longest no-hit bid by a Mets rookie since August 16, 1999, when Octavio Dotel held the Padres without a hit through 6.0 innings.
- Finished the season 7-3 with a 3.17 ERA (29 earned runs/82.1 innings) in 15 games, 13 starts at Citi Field...Held opponents to a .227 average at home.
- Went 8-3 with a 3.76 ERA (37 earned runs/88.2 innings) in 17 games, 14 starts, before the All-Star break.
- The first five batters in opponents' lineups hit a combined .224 (81-361) with 49 walks, 63 strikeouts, 10 home runs and a .357 slugging percentage against him.
- Held lefthanded batters to a .224 (59-263) average in 2011...The .224 average was fifth-best in the NL among righthanded starters with at least 20 starts.
- Named to the Major League Baseball All-Star team which visited Taiwan to play in a five-game 2011 Taiwan All-Star Series...Started the fifth and final game of the series on November 5 and tossed 5.0 innings, allowing five hits and one run, earned, while striking out five to receive a no-decision in MLB's 3-2 win.



2010

- Spent the majority of the season with Buffalo (AAA) of the International League before having his contract selected by the Mets on September 6...Made his major league debut on September 7 at Washington.
- Became the third Mets pitcher to take a no-hitter into the sixth inning in his major league debut, with all three coming against Montreal/Washington... Gee surrendered a home run to Willie Harris, the first batter he faced in the sixth inning, which was the first hit allowed...Randy Sterling threw 5.1 no-hit innings on September 16, 1974 at Montreal and Brian Bannister tossed 5.1 no-hit frames on April 5, 2006 vs. Washington...Over the last five seasons only two other pitchers have taken a no-hit bid into the sixth inning of their major league debuts: Johnny Cueto worked 5.0 hitless innings for the Reds vs. Arizona on April 3, 2008 and Bannister's performance in 2006.
- Also became the second Mets pitcher in franchise history to pitch 7.0 or more innings and allow two or fewer hits in his major league debut...Jason Isringhausen surrendered two hits and two runs over 7.0 innings vs. the Cubs on July 17, 1995.
- Beat the Phillies, 5-2, on September 25 at Philadelphia...Went 7.0 innings and allowed five hits and two runs, earned, with two walks and five strikeouts...Became the fourth player in team history to begin his major league career with four consecutive games in which he pitched at least 6.0 innings and allowed no more than three runs in any of those appearances...Ron Darling accomplished the feat in his first seven games (five in 1983, two in 1984), while Gary Gentry (1969) and Jason Jacome (1994) debuted with four-game streaks.
- Collected an RBI single in his first major league at-bat in the second inning on September 7 at Washington (off Yunesky Maya)...Became the first Mets pitcher to record an RBI in his major league debut and the seventh pitcher in team history to collect a hit in his major league debut, joining Tom Seaver, Nino Espinosa, Walt Terrell, Ron Darling, David West and Jason Roach...Went 0-20 at the plate with Buffalo this season and was 2-31 (.065) during his minor league career.
- Picked up a hit in his first two starts to become the eighth Mets pitcher to have at least one hit in his first two games with the club and the first since Brian Stokes in 2008...Became the second Mets pitcher to do it in his first two major league games...Walt Terrell did it in 1982.
- Led all of Triple-A with 165 strikeouts while making 28 starts for Buffalo (AAA)...Also set the Buffalo modern-day mark for strikeouts in a season breaking Vicente Palacios' record of 137 set in 1990...The 165 strikeouts also set a career-best, breaking his old mark of 114, set in 2008 between St. Lucie (A) of the Florida State League and Binghamton (AA) of the Eastern League.
- Set a minor league career-high with 13 wins...His 13 wins ranked second in the IL at the time of his promotion, one behind leader Richard De Los Santos of Durham...The rookie righthander became the first Buffalo pitcher to win 13 games since Jason Jacome went 14-2 in 1998.

2009

- Appeared in nine games, all starts, for Buffalo (AAA) of the International League before being shut down with a partially torn labrum in his right shoulder.
- Did not pitch after his start on May 25, an 8-7 no-decision vs. Lehigh Valley.

2008

- Started his second professional season with St. Lucie (A) of the Florida State League...Promoted to Binghamton (AA) of the Eastern League on August 8.
- Won the Sterling Award, emblematic of the team's most valuable player, for St. Lucie.
- Named to the FSL All-Star team...Pitched 1.0 inning of relief.
- Made four starts for the B-Mets, allowing just one run in each.

2007

- Began his pro career with Brooklyn (A) of the New York-Penn League.
- Worked out of the bullpen to start the season, before moving to the rotation on July 9...Finished the year 3-1 with 2.28 ERA as a starter.

BACKGROUND

- Dillon Kyle Gee graduated from Cleburne High School (TX) in 2004, earning All-State honors in baseball as a senior... Was also a member of the golf team.
- Attended the University of Texas at Arlington, and helped the Mavericks to a berth in the NCAA tournament in 2006.
- Ranks second on the school's career list with 298.1 innings pitched and was a two-time honorable mention All Southland Conference recipient (2005 and 2006).
- Hobbies include hunting and golf.
- His father, Kevin, is a fireman in Fort Worth, TX.



CAREER TRANSACTIONS

- Was selected by the New York Mets in the 21st round of the 2007 First-Year Player Draft.
- On the 15-Day Disabled List, July 13-through the end of the 2012 season, after undergoing surgery on his right shoulder to replace a portion of a damaged artery.

YEAR	TEAM	W-L	ERA	G	GS	CG	SHO	SV	IP	H	R	ER	HR	HB	BB	SO	WP	BK
2007	Brooklyn (A)	3-1	2.47	14	11	0	0	0	62.0	57	17	17	1	6	9	56	0	0
2008	St. Lucie (A)	8-6	3.25	21	21	0	0	0	127.1	117	49	46	6	9	19	94	3	0
	Binghamton (AA)	2-0	1.33	4	4	0	0	0	27.0	18	4	4	1	1	5	20	0	0
2009	Buffalo (AAA)	1-3	4.10	9	9	1	0	0	48.1	47	22	22	5	5	16	42	1	0
2010	Buffalo (AAA)	13-8	4.96	28	28	0	0	0	161.1	174	96	89	23	13	41	165	3	0
	METS	2-2	2.18	5	5	0	0	0	33.0	25	10	8	2	0	15	17	0	0
2011	Buffalo (AAA)	1-1	4.63	2	2	0	0	0	11.2	7	8	6	1	1	5	8	0	0
	METS	13-6	4.43	30	27	1	0	0	160.2	150	85	79	18	14	71	114	6	1
2012	METS	6-7	4.10	17	17	0	0	0	109.2	108	56	50	12	6	29	97	0	1
Minor League Totals		28-19	3.78	78	75	1	0	0	437.2	420	196	184	37	35	95	385	7	0
Major League Totals		21-15	4.07	52	49	1	0	0	303.1	283	151	137	32	20	115	228	6	2

* - led league

- rehabilitation assignment

MAJOR LEAGUE HITTING TOTALS

YEAR	TEAM	AVG.	G	AB	R	H	2B	3B	HR	RBI	SH	SF	HBP	BB	SO	SB	CS	SLG	OBP	E
2012	METS	.148	17	27	4	4	2	0	0	1	5	0	0	2	7	0	0	.222	.207	1
Career		.129	52	85	7	11	3	0	0	6	13	1	1	4	37	0	0	.165	.176	1

LAST HOME RUN—None

MOST HITS, GAME—2 hits, 8/7/11 vs. Atlanta

MOST RBI, GAME—1, six times, last, 6/26/12 at Chicago-NL

CAREER FIELDING

POS	G	PO	A	E	PCT.	TC	DP
P	52	19	40	3	.952	62	5

FIRST BATTER FACED

Here is a look at how some notable Mets fared against their first batter.

PITCHER	DATE	OPPONENT	BATTER	RESULT
Tug McGraw	4/18/65 (G2)	vs. San Francisco	Orlando Cabrera	Struck out looking
Nolan Ryan	9/11/66	vs. Atlanta	Pat Jarvis	Struck out swinging
Tom Seaver	4/13/67	vs. Pittsburgh	Matty Alou	Doubled to rightfield
Jerry Koosman	4/14/67	at Philadelphia	Clay Dalrymple	Grounded out to first
Jon Matlack	7/11/71 (G2)	at Cincinnati	Pete Rose	Grounded out to third
Ron Darling	9/6/83	vs. Philadelphia	Joe Morgan	Struck our swinging
Dwight Gooden	4/7/84	at Houston	Bill Doran	Grounded out to second
David Cone	4/11/87	vs. Atlanta	Dion James	Struck out swinging
Al Leiter	4/2/98	vs. Philadelphia	Doug Glanville	Singled to centerfield
Pedro Martinez	4/4/05	at Cincinnati	D'Angelo Jimenez	Flied out to centerfield
Johan Santana	3/31/08	at Florida	Hanley Ramirez	Struck out looking



GONZALEZ GERMEN

RIGHTHANDED PITCHER #71



HEIGHT: 6-2

WEIGHT: 202

BATS: Right

THROWS: Right

OPENING DAY AGE: 25

BIRTHDATE: September 23, 1987

BIRTHPLACE: La Romana, DR

RESIDES: La Romana, DR

MAJOR LEAGUE SERVICE TIME: 0 Years, 0 Days

SIGNED BY: Ismael Cruz, Ramon Pena and Sandy Rosario

HOW OBTAINED: Signed as a non-drafted free agent on October 10, 2007.

CONTRACT STATUS: Signed through 2013

2012

- Began the year with St. Lucie (A) of the Florida State League...Was promoted to Binghamton (AA) of the Eastern League on May 4...Made one start for Buffalo (AAA) of the International League...Sent back to Binghamton on July 27 and spent the remainder of the year with the B-Mets.
- For the three teams, he was a combined 12-12 with a 4.34 ERA in 26 games, 24 starts...In 153.1 innings, he gave up 159 hits, with 86 runs, 74 earned, 43 walks and 121 strikeouts.
- Spent the majority of the year with Binghamton...In 20 games, 19 starts, he went 8-12 with a 4.59 ERA.
- Pitched one game for Buffalo and defeated Louisville on July 26...In 7.0 innings, he gave up seven hits, four runs, earned, with two walks and three strikeouts.
- Allowed one run in each of his four starts for St. Lucie...Was 3-0 with a 1.54 ERA in his starts (four earned runs/23.1 innings).
- At Binghamton, he went a season's best 8.0 innings to turns back Erie on July 25...Gave up five hits, three runs, earned, with one walks and three strikeouts.
- Went 7.2 innings in back-to-back starts at Portland on August 24 and Reading on August 29...Also pitched 7.1 innings once and 7.0 innings five times.
- Struck out a nine twice during the year, May 4 vs. Harrisburg and June 1 vs. Akron.

2011

- Made a career-high 21 starts for Savannah (A) of the South Atlantic League.
- Notched 111 strikeouts in 119.0 innings.

2008

- Won the Sterling Award, emblematic of the Most Valuable Player on his Dominican Summer League team.

BACKGROUND

- Gonzalez Germen enjoys playing soccer and playing the drums.

CAREER TRANSACTIONS

- Signed by the New York Mets as a non-drafted free agent on October 10, 2007.

YEAR	TEAM	W-L	ERA	G	GS	CG	SHO	SV	IP	H	R	ER	HR	HB	BB	SO	WP	BK
2008	DSL Mets (A)	5-2	1.34	15	14	0	0	0	74.0	41	21	11	0	2	15	70	8	0
2009	DSL Mets (A)	5-0	1.80	8	8	0	0	0	45.0	31	11	9	1	2	3	54	1	0
	GCL Mets (A)	0-1	6.00	2	1	0	0	0	6.0	6	5	4	1	1	0	7	0	0
2010	Kingsport (A)	2-5	3.69	10	10	0	0	0	61.0	64	33	25	3	4	11	54	2	1
	Savannah (A)	1-0	2.77	2	2	1	0	0	13.0	11	4	4	1	0	1	10	0	0
2011	Savannah (A)	7-7	3.93	26	21	0	0	0	119.0	126	56	52	9	7	35	111	5	2
2012	St. Lucie (A)	3-0	3.04	5	4	0	0	0	26.2	25	10	9	3	0	8	21	1	0
	Buffalo (AAA)	1-0	5.14	1	1	0	0	0	7.0	7	4	4	0	1	2	3	1	0
	Binghamton (AA)	8-12	4.59	20	19	0	0	0	119.2	127	72	61	11	4	33	97	9	0
Minor League Totals		32-27	3.42	89	80	1	0	0	471.1	438	216	179	29	21	108	427	27	3

* - led league

- rehabilitation assignment





DARIN GORSKI

LEFTHANDED PITCHER #60 @darin_gorski20



HEIGHT: 6-4 **WEIGHT:** 210
BATS: Left **THROWS:** Left
OPENING DAY AGE: 25 **BIRTHDATE:** October 6, 1987

BIRTHPLACE: Lancaster, PA
RESIDES: Mount Joy, PA

MAJOR LEAGUE SERVICE TIME: 0 Years, 0 Days
SIGNED BY: Scott Hunter
HOW OBTAINED: Mets seventh round pick in the 2009 First-Year Player Draft

CONTRACT STATUS: Signed through 2013

2012

- Lefthanded batters hit .219 (25-114) against him for the year.
- Named a MiLB.com Organizational All-Star.
- In five April starts, he was 2-0 with a 2.45 ERA (seven earned runs/25.2 innings).
- In June, he posted a 3-1 mark with a 3.45 ERA (12 earned runs/31.1 innings) in five contests.
- Struck out a season-best nine in consecutive starts, August 20 vs. New Hampshire and August 25 at Portland.
- Went 8.0 innings, allowing no runs to win at Trenton on June 9...Allowed seven hits, no walks and recorded three strikeouts.
- Had a streak of five straight games from June 22 to July 16 when he went 6.0 innings in each of those games.
- Pitched once in relief, May 19 at Portland...Went 4.1 innings and struck out six.

2011

- Voted the Mets Organizational Pitcher of the Year.
- Named Topps Class-A All-Star.
- Earned Florida State League Most Valuable Pitcher honors.
- Led the Florida State League in ERA.
- Named to the Florida State League mid-season and postseason All-Star teams.

BACKGROUND

- Darin Gorski graduated from Donegal (PA) High School.
- Played three seasons at Kutztown where he compiled a 20-6 record and helped the club to the 2007 Division II College World Series.

CAREER TRANSACTIONS

- Selected by the New York Mets in the seventh round of the 2009 First-Year Player Draft.

YEAR	TEAM	W-L	ERA	G	GS	CG	SHO	SV	IP	H	R	ER	HR	HB	BB	SO	WP	BK
2009	Brooklyn (A)	3-4	4.91	13	11	0	0	0	62.1	51	44	34	6	3	26	50	7	0
2010	Savannah (A)	6-8	4.58	25	18	0	0	3	114.0	125	70	58	12	10	43	109	9	1
2011	St. Lucie (A)	11-3	2.08	27	21	3	0	1	138.2	109	40	32	11	7	29	140	7	1
2012	Binghamton (AA)	9-8	4.00	25	24	0	0	0	139.2	128	68	62	20	4	50	118	13	0
Minor League Totals		29-23	3.68	90	74	3	0	4	454.2	413	222	186	49	24	148	417	36	2

* - led league

- rehabilitation assignment



MATT HARVEY

RIGHTHANDED PITCHER #33 @MattHarvey33

HEIGHT: 6-4

WEIGHT: 225

BATS: Right

THROWS: Right

OPENING DAY AGE: 24

BIRTHDATE: March 27, 1989

BIRTHPLACE: New London, CT

RESIDES: Mystic, CT

MAJOR LEAGUE SERVICE TIME: 0 Years, 72 Days

SIGNED BY: Marlin McPhail

HOW OBTAINED: Mets first round pick (seventh overall) in the 2010 First-Year Player Draft

CONTRACT STATUS: Signed through 2013



2012

- Finished the season with a 2.73 ERA, the fourth-best ERA in franchise history for a Mets rookie who made at least 10 starts...Had a 10.6 strikeout per nine innings ratio (70 strikeouts/59.1 innings), one of only 13 rookies since 1970, and two Mets rookies all-time, to have a rate better than 10.0 and make at least 10 starts...Dwight Gooden compiled a 11.39 mark in his 1984 rookie season...Kerry Wood had the best rookie rate, striking out 12.58 per nine for the Cubs in 1998.
- Struck out 11 and recorded two hits in his major league debut on July 26 at Arizona...Became the first player in modern history (1900 to date) to strike out 10 or more batters and collect at least two hits in his major league debut.
- His 11 strikeouts were the most in franchise history for a pitcher making his major league debut...The previous record of eight strikeouts was held by Tom Seaver, April 13, 1967 vs. Pittsburgh and Bill Denehy, April 16, 1967 at Philadelphia...His 11 strikeouts were also tied for the eighth-most since 1900 for a pitcher making his major league debut...The only pitchers to have more are: J.R. Richards, Houston September 5, 1971, San Francisco 15; Karl Spooner, Brooklyn September 22, 1954, NY Giants 15; Stephen Strasburg, Washington June 8, 2010, Pittsburgh 14; Cliff Melton, NY Giants April 25, 1937, Boston (NL) 13; Steve Woodard, Milwaukee July 28, 1997, Toronto 12; Juan Marichal, San Francisco July 19, 1960, Philadelphia 12 and Elmer Myers, Philadelphia (AL) October 6, 1915, Washington 12.
- Was the fourth pitcher since 1960 to strike out 11 or more batters without allowing a run in his major league debut, joining Milwaukee's Steve Woodard (July 28, 1997), Cleveland's Luis Tiant (July 19, 1964) and San Francisco's Juan Marichal (July 19, 1960).
- Doubled in his first major league plate appearance off Wade Miley and singled in the fourth inning in his second trip to the plate...The last Mets pitcher to collect two hits in his major league debut was David West on September 24, 1988 at St. Louis.
- Became the 10th pitcher chosen in the first round by the Mets to make a start for the team...He was the first since righthanded pitcher Mike Pelfrey made his Mets debut on July 8, 2006.
- Delivered his first two major league RBI with his two-run double in the fourth-inning on August 16 at Cincinnati...Became the third Mets pitcher with a multi-RBI game within the first five games of his career, joining Julio Valera (1990) and Brian Bannister (2006).
- Struck out his 50th batter in his start at St. Louis on September 4 in his 176th batter faced...It was the fourth-quickest in team history to reach 50 strikeouts behind Pedro Martinez (148), Nolan Ryan (156) and Dwight Gooden (166).
- Became the third pitcher in Mets history to strike out at least 10 hitters, but pitch no more than 5.0 innings on September 12 vs. Washington...The other two were Sid Fernandez in 1986 and Oliver Perez in 2006...The last Mets rookie to have at least two double-digit strikeout games in his first nine games was Dwight Gooden who had four in 1984.

MATT'S BESTS

WIN STREAK

2 games
8/16/12-8/29/12

LOSS STREAK

3 games
7/31/12-8/10/12

STRIKEOUTS, GAME

11 strikeouts
7/26/12 at Arizona

LONGEST OUTING, STARTER

7.2 innings
8/16/12 at Cincinnati

MOST WALKS, GAME

5 walks
8/10/12 vs. Atlanta

SCORELESS STREAK

11.0 innings
(8/10/12-8/16/12)



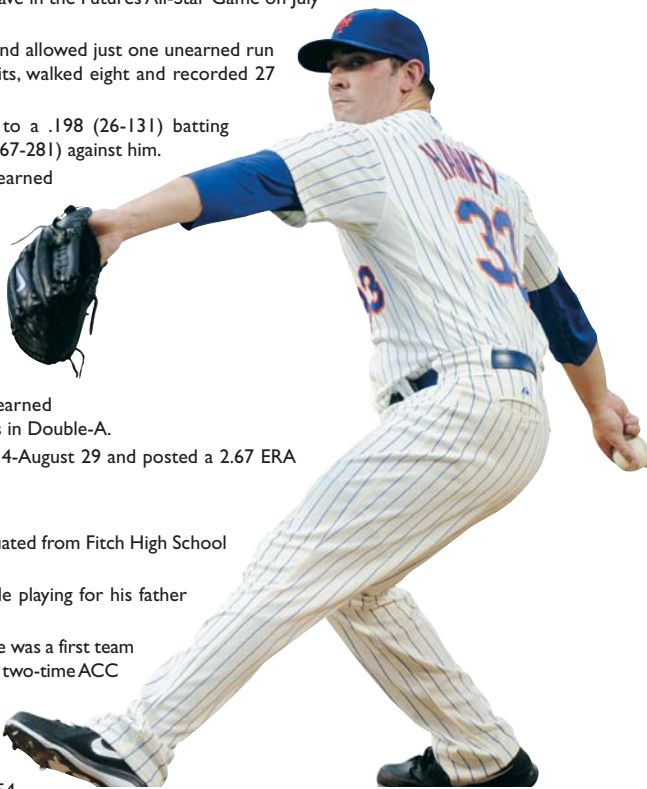
- Became the first Mets pitcher to surrender a leadoff home run (Jimmy Rollins) as his only hit allowed over at least 7.0 innings on September 19 vs. Philadelphia...The last pitcher to allow only one hit in an outing of at least 7.0 innings and that hit was a leadoff home run was Jack McDowell for the White Sox on July 14, 1991...McDowell allowed a home run to the Brewers' Paul Molitor to start the game and finished with a one-hit complete-game win.
- Posted a 1.88 ERA (five earned runs/24.0 innings) with 29 strikeouts in four starts at home...Went 0-2 at Citi Field.
- Held righthanded hitters to a .185 (17-92) batting average...Lefthanders hit .212 (25-118).
- Was placed on the Mets' taxi squad on July 23 and was officially activated on July 24...At the time of his promotion, ranked second in the International League with 112 strikeouts.
- Named MiLB.com Top Star honors in the 2012 Triple-A All-Star Game on July 11 at Buffalo...Threw 2.0 hitless innings, striking out two.
- Hit a two-run home run on April 25 at Lehigh Valley...Also tossed 7.0 shutout innings to earn the win.

2011

- In his first professional season, finished with a combined 13-5 record and a 3.32 ERA (50 earned runs/135.2 innings) in 26 starts with St. Lucie (A) of the Florida State League and Binghamton (AA) of the Eastern League...Was 8-2 with a 2.37 ERA in 14 starts for St. Lucie and 5-3 with a 4.53 ERA in 12 games for Binghamton.
- Selected to the Florida State League All-Star team.
- Led Mets minor leaguers in wins (13) and strikeouts (156).
- Was the Sterling Award recipient at St. Lucie, emblematic of the team MVP.
- Was the FSL Pitcher of the Week for April 7-April 17, his first 10 days in professional baseball...Went 3-0 with a 0.00 ERA, allowing one unearned run in 16.0 innings.
- Worked 0.1 innings and picked-up a save in the Futures All-Star Game on July 10 at Chase Field in Arizona.
- Won his first four starts in St. Lucie and allowed just one unearned run over 22.0 innings...Surrendered 14 hits, walked eight and recorded 27 strikeouts over the same span.
- Held opposing righthanded batters to a .198 (26-131) batting average, while all opponents hit .238 (67-281) against him.
- Went 2-0 with a 2.05 ERA (five earned runs/22.0 innings) in four June starts.
- Recorded 10 strikeouts while tossing 7.0 shutout innings vs. Dunedin on May 27.
- Made his first start for Binghamton on June 26...Lost, 6-4, and allowed four runs, earned, nine hits, and two walks in 4.2 innings.
- Went 0-3 with a 5.76 ERA (19 earned runs/29.2 innings) in his first six starts in Double-A.
- Won five straight starts from August 4-August 29 and posted a 2.67 ERA (eight earned runs/27.0 innings).

BACKGROUND

- Matthew Edward (Matt) Harvey graduated from Fitch High School in Groton, CT.
- Earned prep All-America honors while playing for his father at Fitch.
- At the University of North Carolina, he was a first team Atlantic Coast Conference selection, a two-time ACC Pitcher of the Week and two-time National Pitcher of the Week...Ranks ninth all-time in UNC history in strikeouts (263) and 10th in victories (22)...Was 22-7 with a 3.73 ERA in 54 games (43 starts) during his three years with the Tar Heels...In 238.2 innings, he allowed 220 hits, 142 runs, 99 earned, with 124 walks and 263 strikeouts.
- Went 6-1 with a 0.64 ERA with 112 strikeouts in 54.2 innings during his senior year at Fitch High School and was named the Connecticut Player of the Year by The Hartford Courant and Gatorade.
- Was the 2007 third-round selection (118th overall) by the Los Angeles Angels of Anaheim but elected to attend the University of North Carolina.



CAREER TRANSACTIONS

- Selected by the New York Mets in the first round (seventh overall pick) in the 2010 First-Year Player Draft.

YEAR	TEAM	W-L	ERA	G	GS	CG	SHO	SV	IP	H	R	ER	HR	HB	BB	SO	WP	BK
2011	St. Lucie (A)	8-2	2.37	14	14	0	0	0	76.0	67	24	20	5	2	24	92	1	0
	Binghamton (AA)	5-3	4.53	12	12	0	0	0	59.2	58	32	30	4	3	23	64	5	0
2012	Buffalo (AAA)	7-5	3.68	20	20	0	0	0	110.0	97	46	45	9	6	48	112	9	0
	METS	3-5	2.73	10	10	0	0	0	59.1	42	19	18	5	3	26	70	3	0
Minor League Totals		20-10	3.48	46	46	0	0	0	245.2	222	102	95	18	11	95	268	15	0
Major League Totals		3-5	2.73	10	10	0	0	0	59.1	42	19	18	5	3	26	70	3	0

* - led league

- rehabilitation assignment

MAJOR LEAGUE HITTING TOTALS

YEAR	TEAM	AVG.	G	AB	R	H	2B	3B	HR	RBI	SH	SF	HBP	BB	SO	SB	CS	SLG	OBP	E
2012	METS	.333	10	18	0	6	2	0	0	3	3	0	0	0	7	0	0	.444	.333	0
Career		.333	10	18	0	6	2	0	0	3	3	0	0	0	7	0	0	.444	.333	0

LAST HOME RUN—None

MOST HITS, GAME—2 hits, two times, last, 8/22/13 vs. Colorado

MOST RBI, GAME—2 RBI, 8/16/12 at Cincinnati

CAREER FIELDING

POS	G	PO	A	E	PCT.	TC	DP
P	10	1	13	0	1.000	14	0



NO HITTERS VS. METS

June 30, 1962	Sandy Koufax (Los Angeles), 5-0
June 21, 1964	(Game One) Jim Bunning (Philadelphia), 6-0 Perfect Game
June 14, 1965	Jim Maloney (Cincinnati), lost 1-0; Pitched 10 innings of no-hit ball; Mets won in 11th
September 20, 1969	Bob Moose (Pittsburgh), 4-0
October 2, 1972	(Game One) Bill Stoneman (Montreal), 7-0
August 24, 1975	(Game Two) Ed Halicki (San Francisco), 6-0
September 8, 1993	Darryl Kile (Houston), 7-1





REESE HAVENS

INFILDER #64



HEIGHT: 6-1 **WEIGHT:** 195
BATS: Left **THROWS:** Right
OPENING DAY AGE: 36 **BIRTHDATE:** October 20, 1986

BIRTHPLACE: Sullivan Island, SC
RESIDES: Sullivan Island, SC

MAJOR LEAGUE SERVICE TIME: 0 Years, 0 Days
SIGNED BY: Marlin McPhail
HOW OBTAINED: Mets first round pick (22nd overall) in the 2008 First-Year Player Draft.

CONTRACT STATUS: Signed through 2013

2012

- Played the entire season with Binghamton (AA) of the Eastern League, hitting a career-low .215 (70-325).
- Hit a team-high 10 home runs, his second season of double-digit home runs...Had 14 in 2009 with St. Lucie (A) of the Florida State League.
- His 94 games were the second most of his career (97 in 2009).
- Began the year on the Disabled List...Made his season debut on April 29 at Erie...Went 3-4 with a home run, two RBI and a walk.
- Had a season-high four hits on August 9 at New Britain.
- Hit .292 (14-48) as the leadoff hitter...In 11 games from the top spot, had two home runs and eight RBI.
- Walked 58 times, tied for both the team lead and eighth in the Eastern League.
- Made 77 starts at second base and 11 as the designated hitter.

2011

- Underwent surgery on December 17, 2010 and a back injury limited his season to just 61 games, three games at St. Lucie (A) of the Florida State League and 58 contests with Binghamton (AA) of the Eastern League.
- Made his St. Lucie debut on May 22...Joined Binghamton on May 27...Hit a combined .330 (31-94) in 27 games during August and September.
- Fashioned a .307 (43-140) batting mark against righthanded pitching at Binghamton.

2010

- Hit .312 (39-125) in a combined 32 games at St. Lucie (A) of the Florida State League and Binghamton (AA) of the Eastern League.

2009

- Named to the Florida State League All-Star team.

BACKGROUND

- David Reese (Reese) Havens graduated from Bishop England (SC) High School where he played baseball...Also played football his freshman year.
- Named a third team All-American and second team All-SEC at the University of South Carolina in 2008.

CAREER TRANSACTIONS

- Selected by the New York Mets in the first round (22nd pick overall) of the 2008 First-Year Player Draft.

YEAR TEAM	AVG	G	AB	R	H	2B	3B	HR	RBI	SH	SF	HBP	BB	SO	SB	CS	SLG	OBP	E
2008 Brooklyn (A)	.247	23	85	13	21	6	2	3	11	0	0	1	11	27	3	1	.471	.340	0
2009 St. Lucie (A)	.247	97	360	53	89	19	1	14	52	1	3	11	55	73	3	2	.422	.361	21
2010 St. Lucie (A)	.281	14	57	9	16	2	1	3	7	0	0	0	8	18	0	1	.509	.369	0
Binghamton (AA)	.338	18	68	12	23	2	1	6	12	0	0	1	6	15	0	2	.662	.400	3
2011 St. Lucie (A)	.273	3	11	1	3	2	0	0	2	0	0	0	2	5	0	0	.455	.385	0
Binghamton (AA)	.289	58	211	37	61	15	1	6	26	0	2	2	27	59	2	0	.455	.372	10
2012 Binghamton (AA)	.215	94	325	41	70	14	0	10	39	2	1	4	58	113	1	1	.351	.340	9
Minor League Totals	.253	307	1117	166	283	60	6	42	149	3	6	19	167	310	9	7	.431	.358	43

* - led league

- rehabilitation assignment



LaTROY HAWKINS

RIGHTHANDED PITCHER #30 @LaTroyHawkins32

HEIGHT: 6-5

BATS: Right

OPENING DAY AGE: 40

BIRTHPLACE: Gary, IN

RESIDES: Prosper, TX

WEIGHT: 220

THROWS: Right

BIRTHDATE: December 21, 1972



non-roster invitee

MAJOR LEAGUE SERVICE TIME: 16 Years, 54 Days

SIGNED BY: Don Durst (Minnesota)

HOW OBTAINED: Signed as a minor league free agent on January 31, 2013

CONTRACT STATUS: Signed through 2013

2012

- Ranks second among active pitchers with 871 career games played, trailing only Mariano Rivera (1,051).
- Was 2-1 with a 1.35 ERA (three earned runs/20.0 innings) prior to the All-Star Break...It was his third season with a sub-2.00 ERA in the first half (also in 2002 and 2011).
- Registered a save May 6 vs. Toronto...It was his first save since August 22, 2009 (Houston vs. Arizona).
- Finished the year by allowing just two earned runs over his last 11 appearances (7.1 innings pitched, 2.46 ERA).
- Missed 30 games from May 7-June 8 with a fractured fifth finger on his right hand...Suffered the injury on May 6 vs. Toronto fielding a ground ball.

2011

- Led Milwaukee with 20 holds.
- Missed the first 18 games of the year while recovering from right shoulder surgery, which was performed on August 27, 2010...Reinstated from the D.L. on April 21.
- Held opponents scoreless in 22 straight outings from April 25-July 1.

POST SEASON: Tossed 4.0 scoreless innings, including 3.0 in the National League Championship series vs. St. Louis.

2010

- Missed most of the year with two stints on the Disabled List.
- Placed on the 15-Day Disabled List on May 9 (retroactive to May 7), with right shoulder weakness and was transferred to the 60-Day DL on June 8...Reinstated on July 29.
- Returned to the DL on August 12 (retroactive to August 11), with right shoulder weakness.
- Had season-ending right shoulder surgery on August 27.

2009

- Ranked sixth among National League relievers in ERA (minimum 50 innings pitched).
- Did not allow a run in 30 of his 34 appearances.
- Pitched for Team USA in the World Baseball Classic, going 1-0 with a 7.36 ERA in four appearances.

LaTROY'S BEST

WIN STREAK

6 games
4/6/02-9/29/02

LOSS STREAK

5 games
6/22/97-7/13/97

STRIKEOUTS, GAME

10 strikeouts
4/25/96, Minnesota at Detroit

LONGEST OUTING, STARTER

9.0 innings
9/24/95, Minnesota vs. Chicago-AL

LONGEST OUTING, RELIEVER

4.0 innings
2 times, last, 6/30/00, Minnesota at Cleveland

MOST WALKS, GAME

5 walks
4 times, last, 4/2/98, Minnesota at Toronto

SCORELESS STREAK

21.2 innings
7/31/03-9/16/03

FEWEST WALKS, COMPLETE GAME

0 walks
9/24/95, Minnesota vs. Chicago-AL

LAST COMPLETE GAME

8/18/99, Minnesota at Baltimore
(Lost, 2-0)

LAST COMPLETE GAME SHUTOUT

None

FEWEST HITS, COMPLETE GAME

5 hits
2 times, last, 9/18/99, Minnesota at Baltimore
(Lost, 2-0)



2008

- Began the year with the Yankees where he was 1-1 with a 5.71 ERA in 33 games.
- Traded to Houston, along with cash considerations for infielder Matt Cusick on July 30.
- Allowed only one earned run over 24 games with Houston (21.0 innings).
- Picked up his only save of the year, August 4 at the Chicago Cubs.

2007

- Became one of five major league pitchers with at least 60 appearances the last two years.

POSTSEASON: Made five appearances in the postseason, allowing just one run in 5.0 innings pitched.

2006

- Surpassed 1,000 career innings on July 26 vs. Kansas City.

2005

- Began the year with the Cubs and traded to the Giants on May 28.
- Traded to Baltimore on December 6.

2004

- Appeared in a career-high 77 games.

2003

- Had a career-best ERA which ranked seventh among American League relievers (minimum 50 innings).
- Had a 10-game winning streak snapped June 8 at San Diego.

POSTSEASON: Made three relief outings in the American League Division series posting a 1-0 record with a 6.00 ERA (two earned runs/3.0 innings).

2002

- His 2.13 ERA ranked fifth among American League relief pitchers (minimum 50 innings).

POSTSEASON: Made seven appearances in the postseason, compiling a 7.36 ERA (three earned runs/3.2 innings).

2001

- Recorded a career-high 28 saves.
- Set a major league record for consecutive saves to start a career when he saved his 23rd straight game, May 2 vs. the Yankees.

2000

- Converted all 14 of his save opportunities including his first professional save on May 28 vs. Texas.

1999

- Set a career-high in victories.
- Tossed his second complete game in a 2-0 loss, August 18 at Baltimore (8.0 innings).

1998

- Set career highs in innings pitched and strikeouts.

1997

- Recalled by Minnesota on June 17 and made 20 starts for the Twins.

1996

- Began the year with Minnesota and was optioned to Salt Lake (AAA) of the Pacific Coast League on May 14.
- Recalled on September 8, but did not pitch the remainder of the year.

1995

- Made his first Opening Day roster with the Twins.
- Had two separate stints with Minnesota.
- On April 29, he made his major league debut vs. Baltimore.
- Earned his first big league victory, September 18 at Kansas City in the second game of a doubleheader.

1994

- Named the Twins' Minor League Player of the Year for the second straight season as he went a combined 18-6 with a 3.07 ERA in 29 starts between Fort Myers (A) of the Florida State League, Nashville (AA) of the Southern League and Salt Lake City (AAA) of the Pacific Coast League.

1993

- His 18 wins were tied for the most in the minor leagues.
- Led the league in ERA and strikeouts and was tied for the league lead in victories.
- Set a Midwest League record with 15 strikeouts in 7.0 innings, June 25 vs. Cedar Rapids...Recorded eight straight strikeouts in that game to tie a league record.

BACKGROUND

- LaTroy Hawkins graduated from Gary West Side (IN) High School where he played baseball, basketball and ran track.
- Supports the Juvenile Diabetes Research Foundation.
- Is a member of the Volunteers of America, joining the group's Hurricane Rita and Katrina recovery efforts in Alabama, Mississippi and New Orleans in 2005...LaTroy and the organization helped rebuild homes, serve meals and distribute other necessities following the hurricanes.
- Assists a non-profit organization in Fort Wayne, IN called "Lifeline", which is dedicated to helping at-risk youngsters and families.
- Works with Father's Initiative in Milwaukee, Wisconsin.
- His godson, Elijah Johnson, plays basketball at Kansas.

CAREER TRANSACTIONS

- Selected by the Minnesota Twins in the seventh round of the June 1991 Free Agent Draft.
- Signed by the Chicago Cubs as a free agent on December 3, 2003.
- Acquired by the San Francisco Giants, along with cash in exchange for righthanded pitchers David Aardsma and Jerome Williams, on May 28, 2005.
- On the 15-Day Disabled List, June 17-July 3, 2005, with ulnar neuritis in his right elbow.
- Acquired by the Baltimore Orioles in exchange for lefthanded pitcher Steve Kline on December 6, 2005.
- On the 15-Day Disabled List, April 24-May 21, 2007, with right elbow inflammation.
- Signed by the Colorado Rockies as a free agent on December 5, 2006.
- Signed by the New York Yankees as a free agent on December 21, 2007.
- Acquired by the Houston Astros in exchange for minor league infielder Matt Cusick on July 30, 2008.
- Signed by the Milwaukee Brewers as a free agent on December 9, 2009.
- On the 15-Day Disabled List, July 28-August 11, 2009, with shingles in his back.
- On the 60-Day Disabled List, May 9-July 29, 2010, with right shoulder weakness.
- On the 15-Day Disabled List, August 12, 2010-end of the season, with right shoulder weakness.
- On the 15-Day Disabled List, March 31-April 21, 2011 recovering from right shoulder surgery.
- Signed by the Los Angeles Angels of Anaheim as a free agent on January 6, 2012.
- On the 15-Day Disabled List, May 7-June 9, 2012, with a broken right pinkie finger.
- Signed by the New York Mets as a free agent on January 31, 2013.

MAJOR LEAGUE LEADERS

ACTIVE CAREER LEADERS IN GAME PITCHED

1. Mariano Rivera	1,051
2. LATROY HAWKINS871
3. Kyle Farnsworth810
4. Francisco Cordero800
5. Octavio Dotel752



HAWKINS, LATROY

YEAR	TEAM	W-L	ERA	G	GS	CG	SHO	SV	IP	H	R	ER	HR	HB	BB	SO	WP	BK
1991	GCL Twins (R)	4-3	4.75	11	11	0	0	0	55.0	62	34	29	2	3	26	47	6	3
1992	GCL Twins (R)	3-2	3.22	6	6	1	0	0	36.1	36	19	13	1	3	10	35	3	2
	Elizabethton (R)	0-1	3.38	5	5	1	0	0	26.2	21	12	10	2	0	11	36	0	1
1993	Fort Wayne (A)	15-5	2.06	26	23	4	3	0	157.1	110	53	36	5	4	41	179	9	2
1994	Fort Myers (A)	4-0	2.33	6	6	1	1	0	38.2	32	10	10	1	2	6	36	0	0
	Nashville (AA)	9-2	2.33	11	11	1	0	0	73.1	50	23	19	2	3	28	53	2	1
	Salt Lake (AAA)	5-4	4.08	12	12	1	0	0	81.2	92	42	37	8	5	33	37	4	2
1995	Salt Lake (AAA)	9-7	3.55	22	22	4	1	0	144.1	150	63	57	7	1	40	74	6	1
	MINNESOTA (AL)	2-3	8.67	6	6	1	0	0	27.0	39	29	26	3	1	12	9	1	1
1996	MINNESOTA (AL)	1-1	8.20	7	6	0	0	0	26.1	42	24	24	8	0	9	24	1	1
	Salt Lake (AAA)	9-8	3.92	20	20	4	1	0	137.2	138	66	60	11	3	31	99	6	0
1997	Salt Lake (AAA)	9-4	5.45	14	13	2	1	0	76.0	100	53	46	4	4	16	53	8	1
	MINNESOTA (AL)	6-12	5.84	20	20	0	0	0	103.1	134	71	67	19	4	47	58	6	3
1998	MINNESOTA (AL)	7-14	5.25	33	33	0	0	0	190.1	227	126	111	27	5	61	105	10	2
1999	MINNESOTA (AL)	10-14	6.66	33	33	1	0	0	174.1	238	136	129	29	1	60	103	9	0
2000	MINNESOTA (AL)	2-5	3.39	66	0	0	0	14	87.2	85	34	33	7	1	32	59	6	0
2001	MINNESOTA (AL)	1-5	5.96	62	0	0	0	28	51.1	59	34	34	3	1	39	36	7	0
2002	MINNESOTA (AL)	6-0	2.13	65	0	0	0	0	80.1	63	23	19	5	0	15	63	5	0
2003	MINNESOTA (AL)	9-3	1.86	74	0	0	0	2	77.1	69	20	16	4	1	15	75	5	0
2004	CHICAGO (NL)	5-4	2.63	77	0	0	0	25	82.0	72	27	24	10	2	14	69	2	0
2005	CHICAGO (NL)	1-4	3.32	21	0	0	0	4	19.0	18	9	7	4	0	7	13	0	0
	Fresno (AAA)#	0-0	0.00	2	0	0	0	0	2.0	2	0	0	0	0	0	1	0	0
	SAN FRANCISCO (NL)	1-4	4.10	45	0	0	0	2	37.1	40	18	17	3	0	17	30	1	0
2006	BALTIMORE (AL)	3-2	4.48	60	0	0	0	0	60.1	73	30	30	4	0	15	27	2	0
2007	Colorado Springs (AAA)#	1-0	2.25	4	0	0	0	0	4.0	2	1	1	0	0	2	5	0	0
	COLORADO (NL)	2-5	3.42	62	0	0	0	0	55.1	52	21	21	6	0	16	29	2	0
2008	NEW YORK (AL)	1-1	5.71	33	0	0	0	0	41.0	42	26	26	3	0	17	23	2	0
	HOUSTON (NL)	2-0	0.43	24	0	0	0	1	21.0	11	3	1	0	0	5	25	1	0
2009	HOUSTON (NL)	1-4	2.13	65	0	0	0	11	63.1	60	16	15	7	2	16	45	2	0
2010	AZL Brewers (R)#	0-0	2.45	2	2	0	0	0	3.2	4	1	1	0	0	0	5	0	0
	Nashville (AAA)#	0-0	0.00	4	0	0	0	1	6.1	4	0	0	0	0	0	1	0	0
	MILWAUKEE (NL)	0-3	8.44	18	0	0	0	0	16.0	21	15	15	2	2	6	18	1	0
2011	Brevard County (A)#	0-0	4.91	3	0	0	0	0	3.2	6	3	2	1	0	0	5	0	0
	Nashville (AAA)#	0-0	0.00	2	0	0	0	0	1.1	1	0	0	0	0	2	1	0	0
	MILWAUKEE (NL)	3-1	2.42	52	0	0	0	0	48.1	50	15	13	1	0	10	28	2	0
2012	Inland Empire (A)#	0-0	9.00	1	0	0	0	0	1.0	2	1	1	1	0	0	2	0	0
	Salt Lake (AAA)#	0-0	0.00	2	1	0	0	0	2.0	1	0	0	0	0	1	1	0	0
	LOS ANGELES (AL)	2-3	3.64	48	0	0	0	1	42.0	45	20	17	5	0	13	23	0	0
Minor League Totals		68-36	3.41	153	132	19	7	1	851.0	813	381	322	45	28	247	670	44	13
Major League Totals		65-88	4.45	871	98	2	0	88	1303.2	1440	697	645	150	20	426	862	65	7

* - led league

- rehabilitation assignment

DIVISION SERIES

YEAR	TEAM	W-L	ERA	G	GS	CG	SHO	SV	IP	H	R	ER	HR	HB	BB	SO	WP	BK
2002	Minnesota/Oakland	0-0	0.00	3	0	0	0	0	2.1	0	0	0	0	0	0	5	0	0
2003	Minnesota/New York-AL	1-0	6.00	3	0	0	0	0	3.0	5	3	2	0	0	0	5	0	0
2007	Colorado/Philadelphia	0-0	0.00	1	0	0	0	0	1.0	0	0	0	0	0	1	0	0	0
2011	Milwaukee/Arizona	0-0	0.00	1	0	0	0	0	1.0	0	0	0	0	0	2	1	0	0
Totals		1-0	2.45	6	0	0	0	0	7.1	5	3	2	0	0	3	11	0	0

LEAGUE CHAMPIONSHIP SERIES

YEAR	TEAM	W-L	ERA	G	GS	CG	SHO	SV	IP	H	R	ER	HR	HB	BB	SO	WP	BK
2002	Minnesota/Anaheim	0-0	20.25	4	0	0	0	0	1.1	4	3	3	0	0	1	1	0	0
2007	Colorado/Arizona	0-0	0.00	2	0	0	0	0	2.0	1	0	0	0	0	0	1	0	0
2011	Milwaukee/St. Louis	0-0	0.00	3	0	0	0	0	3.0	2	0	0	0	0	2	2	0	0
Totals		0-0	4.26	9	0	0	0	0	6.1	7	3	3	0	0	3	4	0	0

WORLD SERIES

YEAR	TEAM	W-L	ERA	G	GS	CG	SHO	SV	IP	H	R	ER	HR	HB	BB	SO	WP	BK
2007	Colorado/Boston	0-0	4.50	2	0	0	0	0	2.0	1	1	1	0	0	0	2	0	0

WORLD BASEBALL CLASSIC

YEAR	TEAM	W-L	ERA	G	GS	CG	SHO	SV	IP	H	R	ER	HR	HB	BB	SO	WP	BK
2009	USA	1-0	7.36	4	0	0	0	0	3.2	4	3	3	0	0	3	1	0	0

MAJOR LEAGUE HITTING TOTALS

YEAR	TEAM	AVG.	G	AB	R	H	2B	3B	HR	RBI	SH	SF	HBP	BB	SO	SB	CS	SLG	OBP	E
2012	Los Angeles (AL)	---	48	0	0	0	0	0	0	0	0	0	0	0	0	0	0	---	---	1
Career		.000	871	6	0	0	0	0	0	0	0	0	0	0	5	0	0	.000	.000	9

LAST HOME RUN—None

MOST HITS, GAME—None

MOST RBI, GAME—None

CAREER FIELDING

POS	G	PO	A	E	PCT.	TC	DP
P	871	85	178	9	.967	272	18

LAST TIME METS SCORED

RUNS

23	August 16, 1987 at Chicago
20	August 7, 1971 at Atlanta
19	June 12, 1990 at Chicago
18	September 5, 2010 at Chicago - NL
17	June 27, 2012 at Chicago - NL
16	June 29, 2011 at Detroit
15	June 27, 2008 at New York - AL (G1)
14	June 28, 2011 at Detroit
13	September 10, 2008 at Washington

HITS

28	July 4, 1985 at Atlanta (19 innings)
23	April 29, 2000 at Colorado
22	July 16, 1984 at Houston
21	September 5, 2010 at Chicago - NL
20	September 16, 2001 at Atlanta
19	September 29, 2007 vs. Florida
18	April 29, 2012 at Colorado
17	April 27, 2012 at Colorado
16	July 22, 2012 vs. Los Angeles - NL

LAST TIME METS ALLOWED

RUNS

26	June 11, 1985 at Philadelphia
19	July 26, 2004 at Montreal
18	April 12, 2012 at Colorado
17	July 4, 2007 at Colorado
16	September 20, 2012 vs. Philadelphia
15	August 19, 2009 vs. Atlanta
14	May 18, 2012 at Toronto

HITS

24 or more	June 11, 1985 at Philadelphia (27 innings)
23 or more	May 26, 1991 vs. St. Louis (23 innings)
21	September 20, 2012 vs. Philadelphia
20	July 4, 2007 at Colorado
19	April 27, 2012 at Colorado
18	July 6, 2012 vs. Chicago (NL)
17	May 26, 2011 at Chicago (NL)
16	September 20, 2011 at St. Louis





JEREMY HEFNER

RIGHTHANDED PITCHER #53 @jeremy_hefner53

HEIGHT: 6-4

BATS: Right

OPENING DAY AGE: 27

BIRTHPLACE: Perkins, OK

RESIDES: Perkins, OK

WEIGHT: 216

THROWS: Right

BIRTHDATE: March 11, 1986

MAJOR LEAGUE SERVICE TIME: 0 Years, 123 Days

SIGNED BY: Lane Decker (San Diego)

HOW OBTAINED: Claimed off waivers from the Pittsburgh Pirates on December 12, 2011

CONTRACT STATUS: Signed through 2013



2012

- Made his major league debut on April 23, 2012 vs. San Francisco...Pitched 3.0 scoreless innings in relief in the Mets' 6-1 loss...Allowed three hits and one walk...Struck out three.
- Ranked ninth in the NL in ERA (5.09), tied for 10th in wins (four) and eighth in innings pitched (93.2) among qualifying NL rookie pitchers.
- Had three stints with the Mets in 2012...Recalled from Buffalo (AAA) of the International League on April 23, and optioned to Buffalo (AAA) on April 24...Was recalled from Buffalo again on May 19 and stayed with the Mets until being sent down on July 4...Recalled for the final time on July 21, where he remained on the big league roster.
- Made 13 starts, going 4-6 record with a 5.32 ERA (41 earned runs/69.1 innings)...Struck out 53 while issuing just 14 walks.
- Earned his first major league win on May 29 when the Mets beat the Phillies, 6-3, at Citi Field...Tossed 6.0 innings, allowing three runs with four strikeouts.
- Became the first pitcher in franchise history to earn his first major league win and hit his first major league home run (off Joe Blanton) in the same game on May 29 vs. Philadelphia...The last major leaguer to accomplish that feat was Dennis Tankersley, for San Diego vs. Montreal, on May 15, 2002...Hefner was the first Mets pitcher to hit a home run since Johan Santana went deep off Cincinnati's Matt Maloney on July 6, 2010...Was the only Mets pitcher to hit a home run in 2012.
- Tossed a career-high 12.0 scoreless innings over his final two starts (September 26-October 3).
- Went 2-0 with a 1.26 ERA (two earned runs/14.1 innings pitched) in his final two starts...Pitched at least 7.0 innings in both starts...Recorded a career high-tying seven strikeouts in both starts (14 total)...Opponents hit .160, and with righthanders hitting .129 (4-31) with one double and eight strikeouts.
- Established his career-high with seven strikeouts on July 25 vs. Washington...Matched that total three more times, August 26 vs. Houston, September 26 vs. Pittsburgh and October 3 at Miami.
- Made 13 relief appearances, going 0-1 with a 4.44 ERA (12 earned runs/24.1 innings)...Walked four and struck out nine in those 23.1 innings...His lone loss in relief was in Toronto when he pitched 5.0 innings on May 19.
- Threw 5.0 innings of relief with five strikeouts in a 2-0 loss to the Blue Jays on May 19 at the Rogers Centre...The 5.0 innings were the most by a Mets reliever since Raul Valdes also went 5.0 innings on May 20, 2010.
- Tossed a career-high 8.0 innings on August 28 vs. Houston.
- After the All-Star break, he was 3-4 with a 4.83 ERA (34 earned runs/63.1 innings) in 15 games, 10 starts...Pitched to a 5.64 ERA (19 earned runs/30.1 innings) in 11 games, three starts before the break...Sixteen of Hefner's 18 walks came after the All-Star break.
- Walked 18 in 93.2 innings this season, including 14 walks in 13 starts...Had a strikeout per nine innings ratio of 6.00 and a walk per nine innings ratio of 1.70 in 2012.

JEREMY'S BESTS

WIN STREAK

2 games

9/26/12 - present

LOSS STREAK

2 games

3 times, 9/8/12-9/20/12

STRIKEOUTS, GAME

7 strikeouts

4 times, last, 10/3/12 at Miami

LONGEST OUTING, STARTER

8.0 innings

8/26/12 vs. Houston

LONGEST OUTING, RELIEVER

5.0 innings

5/19/12 at Toronto

MOST WALKS, GAME

3 walks.

7/30/12 at San Francisco

SCORELESS STREAK

12.0 innings

(9/26/12-10/3/12)

2011

- Posted a 4-1 record in six June starts and was 2-0 in five starts in July.
- Worked at least 6.0 or more innings in 17 of his 28 starts, including his last six games of the year.
- Struck out 10 in 7.0 innings in his last start of the year, September 3 at Reno.
- Went 0-4 with a 5.68 ERA (28 earned runs/44.1 innings) in his first nine starts of the year (through May 23).
- Won four straight decisions, May 29-June 14...Posted a 2.49 ERA during that span (seven earned runs/25.1 innings).
- Over his final 19 starts of the year, he went 9-3 with a 4.70 ERA (59 earned runs/113.0 innings).

2010

- Named to both the Texas League's Southern Division All-Star team and the postseason All-Star team.
- Ranked third in the league in ERA...Also ranked among Texas League leaders in innings pitched (first), strikeouts (fourth), and WHIP (second).

2009

- Made his Triple-A debut, splitting the season between Portland (AAA) of the Pacific Coast League and Lake Elsinore (A) of the California League.

2008

- Named the Padres Minor League Pitcher of the Year.

2007

- In his first year of professional baseball, he finished tied for third in the Northwest (A) League in strikeouts.

BACKGROUND

- Jeremy Scott Hefner graduated from Perkins-Tryon High School in Perkins, OK.
- Attended Oral Roberts University after two years at Seminole State College.
- Was originally drafted by the Mets in the 46th round of the 2004 First-Year Player Draft and again in the 48th round of the 2005 First-Year Player Draft, but did not sign either time.

CAREER TRANSACTIONS

- Selected by the San Diego Padres in the 10th round of the 2007 First-Year Player Draft.
- Claimed by the Pittsburgh Pirates off waivers on November 18, 2011.
- Claimed by the New York Mets off waivers on December 12, 2011.

YEAR	TEAM	W-L	ERA	G	GS	CG	SHO	SV	IP	H	R	ER	HR	HB	BB	SO	WP	BK
2007	Eugene (A)	2-5	3.90	17	11	0	0	0	62.1	51	33	27	3	2	20	74	8	0
2008	Fort Wayne (A)	10-5	3.33	29	24	0	0	0	140.1	117	53	52	12	3	41	144	7	0
	Lake Elsinore (A)	0-0	3.60	1	1	0	0	0	5.0	3	2	2	0	0	2	6	0	0
2009	Portland (AAA)	0-0	3.38	1	1	0	0	0	5.1	7	2	2	0	0	2	5	0	0
	Lake Elsinore (A)	14-9	4.12	27	27	0	0	0	150.2	165	81	69	13	11	38	142	9	0
2010	San Antonio (AA)	11-8	2.95	28	28	2	0	0	167.2	156	63	55	11	5	51	115	7	0
2011	Tucson (AAA)	9-7	4.98	28	28	0	0	0	157.1	178	101	87	21	3	61	120	7	0
2012	Buffalo (AAA)	5-2	2.77	10	9	0	0	0	61.2	55	25	19	4	0	10	37	1	0
	METS	4-7	5.09	26	13	0	0	0	93.2	110	55	53	9	2	18	62	7	0
	Minor League Totals	51-36	3.75	141	129	2	0	0	750.1	732	360	313	64	24	225	643	39	0
	Major League Totals	4-7	5.09	26	13	0	0	0	93.2	110	55	53	9	2	18	62	7	0

* - led league

- rehabilitation assignment

MAJOR LEAGUE HITTING TOTALS

YEAR	TEAM	AVG.	G	AB	R	H	2B	3B	HR	RBI	SH	SF	HBP	BB	SO	SB	CS	SLG	OBP	E
2012	METS	.100	26	20	1	2	0	0	1	1	6	0	0	0	11	0	0	.250	.100	0
	Career	.100	26	20	1	2	0	0	1	1	6	0	0	0	11	0	0	.250	.100	0

Last Home Run—I, 5/29/12 vs. Philadelphia (Joe Blanton)**Most Hits, Game**—I, two times, last, 10/3/12 at Miami**Most RBI, Game**—I, 5/29/12 vs. Philadelphia**CAREER FIELDING**

POS	G	PO	A	E	PCT.	TC	DP
P	26	8	11	0	1.000	19	1





BRANDON HICKS

INFIELDER #12

HEIGHT: 6-2 **WEIGHT:** 215
BATS: Right **THROWS:** Right
OPENING DAY AGE: 27 **BIRTHDATE:** September 14, 1985
BIRTHPLACE: Houston, TX
RESIDES: Pasadena, TX



MAJOR LEAGUE SERVICE TIME: 1 Years, 22 Days
SIGNED BY: John Barron (Atlanta)
HOW OBTAINED: Acquired from the Oakland Athletics in exchange for cash considerations on November 26, 2012.

CONTRACT STATUS: Signed through 2013

2012

- Was claimed off waivers by Oakland on March 13 and spent most of the year with Sacramento (AAA) of the Pacific Coast League.
- For the year, he was with Oakland on two separate occasions: June 23 to August 2 and then again from September 1 until the end of the season.
- Hit his first big league home run on July 18 against Texas, a "walk-off" home run off Michael Kirkman in the bottom of the ninth inning in the A's 4-3 victory over Texas.
- Became the fourth player in Athletics history to hit a game-ending home run for his first major league home run.
- Had his only career multiple-hit game July 27 at Baltimore, when he went 2-3 with a home run.
- Collected a home run two games later, July 30 at Tampa Bay giving him three home runs over an eight-game stretch from July 18-July 30.
- Stole the lone base of his career July 29 at Baltimore.
- Was hitting .183 in 20 games when he was optioned back to Sacramento on August 2...Eight of his 11 hits during his first stint were for extra-bases (five doubles, three home runs).
- Started September 1 at shortstop vs. Boston... His last appearance was as a pinch hitter September 13 at Los Angeles.
- Led Sacramento in home runs.
- Also had a career-tying 26 doubles for a career-high .506 slugging percentage.
- Appeared in 63 games at shortstop and 30 games at second base at Triple-A.
- Hit a home run in four straight games, June 17-June 21.

2011

- Opened the season on the major league roster for the first time in his career and appeared in 12 games.
- Optioned to Gwinnett (AAA) of the International League on May 7.
- Collected his first big league hit and RBI as a pinch hitter May 1 against St. Louis with a single in the bottom of the fifth inning.
- Was also with Atlanta two other times, June 10-June 16 and July 9-July 14.
- Knocked in a season-high five runs June 5 against Buffalo and collected a season-high four hits July 31 against Indianapolis.

BRANDON'S BEST

HITS, GAME

2 hits
 7/27/12, Oakland at Baltimore

HOME RUNS, GAME

1 home run
 3 times, last, 7/30/12, Oakland at Tampa Bay

MULTI-HOME RUN GAMES

None

LEADOFF HOME RUNS

None

INSIDE-THE-PARK HOME RUNS

None

WALK-OFF HOME RUNS

1 walkoff home run
 7/18/12, Texas at Oakland (Mike Kirkman)

PINCH-HIT HOME RUNS

None

RBI, GAME

2 RBI
 2 times, last, 7/25/12, Oakland at Toronto

STOLEN BASES, GAME

1 stolen base
 7/29/12, Oakland at Baltimore

HITTING STREAK

3 games
 6/23/12-6/26/12

GRAND SLAMS

None

2010

- Appeared on the major league roster five different times: May 4-May 14; June 12-July 14; August 13-16; August 18 and September 20 until the end of the year.
- Played in two games at shortstop, two at third base and one at second base.
- Made his major league debut as a pinch runner May 5 at Washington.
- Had a season-high five hits May 25 at Indianapolis.
- Did not play after August 20th because of a fractured right index finger.

2009

- Played his first full season at Mississippi (AA) of the Southern League.
- Led his team in home runs, doubles and at bats.

2008

- Was named to the Carolina (A) League mid-season and post-season All-Star teams.
- Named the Top Defensive Shortstop in the league by **Baseball America**.

2007

- Named the eighth best prospect in the Appalachian League by **Baseball America** following the season.

BACKGROUND

- Brandon Ryan Hicks attended San Jacinto Junior (TX) before transferring to Texas A&M University.
- Helped the Aggies win the 2007 Big 12 tournament and the NCAA regional tournament in his junior year

CAREER TRANSACTIONS

- Selected by the Atlanta Braves in the third round of the 2007 First-Year Player Draft.
- Placed on the 60-Day Disabled List, September 20-end of the 2010 season, with a fractured right index finger.
- Claimed off waivers by the Oakland Athletics on March 13, 2012.
- Acquired by the New York Mets in exchange for cash considerations on November 26, 2012.

YEAR	TEAM	AVG	G	AB	R	H	2B	3B	HR	RBI	SH	SF	HBP	BB	SO	SB	CS	SLG	OBP	E
2007	Danville (A)	.224	18	58	14	13	3	1	3	13	1	1	2	12	18	1	2	.466	.370	2
	Rome (A)	.313	37	128	26	40	11	0	4	15	0	1	1	27	26	5	3	.492	.433	6
2008	Mississippi (AA)	.241	16	54	9	13	3	1	1	7	1	1	1	7	17	0	0	.389	.333	1
	Myrtle Beach (A)	.234	93	342	68	80	23	2	19	56	3	2	8	45	122	14	3	.480	.335	18
2009	Mississippi (AA)	.237	128	464	63	110	25	4	10	48	8	4	5	53	131	17	1	.373	.319	28
2010	ATLANTA (NL)	.000	16	5	7	0	0	0	0	0	0	0	0	1	2	0	0	.000	.167	0
	Gwinnett (AAA)	.211	77	261	27	55	9	1	7	22	1	0	5	20	74	10	6	.333	.280	20
2011	ATLANTA (NL)	.048	17	21	1	1	0	0	0	1	0	0	0	1	9	0	0	.048	.091	2
	Gwinnett (AAA)	.252	104	361	52	91	14	1	18	50	2	0	3	41	137	8	3	.446	.333	13
2012	Sacramento (AAA)	.244	90	328	61	80	26	3	18	61	0	1	7	47	115	5	4	.506	.350	9
	OAKLAND (AL)	.172	22	64	8	11	5	0	3	7	0	0	0	6	31	1	0	.391	.243	3
Minor League Totals		.241	563	1996	320	482	114	13	80	272	16	10	32	252	640	60	22	.432	.334	97
Major League Totals		.133	55	90	16	12	5	0	3	8	0	0	0	8	42	1	0	.289	.204	5

* - led league

- rehabilitation assignment

CAREER FIELDING

POS	G	PO	A	E	PCT.	TC	DP
1B	1	3	1	0	1.000	4	1
2B	2	4	3	0	1.000	4	0
3B	9	0	5	1	.833	6	0
SS	24	27	44	4	.947	75	6





JAMIE HOFFMANN

OUTFIELDER #80

HEIGHT: 6-3

BATS: Right

OPENING DAY AGE: 28

BIRTHPLACE: New Ulm, MN

RESIDES: Plymouth, MN

WEIGHT: 225

THROWS: Right

BIRTHDATE: August 20, 1984

MAJOR LEAGUE SERVICE TIME: 0 Years, 29 Days

SIGNED BY: Jeff Schugel (Los Angeles-NL)

HOW OBTAINED: Signed as minor league Free Agent on November 18, 2012

CONTRACT STATUS: Signed through 2013



non-roster invitee

2012

- Spent the entire year with Norfolk (AAA) of the International League.
- Played games at first base and all three outfield positions.
- Hit .284 (21-74) in 22 June games.
- For the year, he had 22 games with two hits and four games with three hits.
- Knocked in four runs at Gwinnett on August 21.
- Batted .322 (29-90) in day games.
- Compiled a .279 (29-104) batting average vs. lefthanded pitching.

2011

- Spent the majority of the season with Albuquerque (AAA) of the Pacific Coast League.
- Was with the Dodgers for four days from April 11-April 14 and appeared in two games.
- Started in leftfield April 14 vs. St. Louis.
- Set a career-best with 22 home runs for Albuquerque.
- Led his team in hits and doubles.

2010

- Selected by the Washington Nationals with the first pick of the Rule V Draft on December 10, 2009 and then dealt to the Yankees as the player-to-be-named in the Brian Bruney trade.
- Returned to the Dodgers in Spring Training and the spent the entire season with Albuquerque (AAA) of the Pacific Coast League...Led the Dodgers' farm system with 169 hits.
- Tied a career-high set in 2004 with a .310 batting average and set career-bests in games, runs, hits and doubles.
- Hit safely in 19 straight games from May 5-May 25.

2009

- Promoted to the majors for the first time when he was recalled by the Dodgers on May 22...Made his debut that night as a pinch-hitter against the Angels.
- Appeared in four games with the Dodgers and was optioned back to Albuquerque on June 15.
- In his first big league start on May 24, he hit a three-run home run off Angels starter Matt Palmer for his first big league hit...Finished the game 2-4, with a double, home run and four RBI.
- Hit .291 with 10 home runs, 64 RBI in 96 combined games for Albuquerque (AAA) and Chattanooga (AA) of the Southern League.

JAMIE'S BEST

HITS, GAME

2 hits

5/24/09, Los Angeles (NL) vs. Los Angeles (AL)

HOME RUNS, GAME

1 home run

5/24/09, Los Angeles (NL) vs. Los Angeles (AL)

MULTI-HOME RUN GAMES

None

LEADOFF HOME RUNS

None

INSIDE-THE-PARK HOME RUNS

None

WALK-OFF HOME RUNS

None

PINCH-HIT HOME RUNS

None

RBI, GAME

4 RBI

5/24/09, Los Angeles (NL) vs. Los Angeles (AL)

STOLEN BASES, GAME

None

HITTING STREAK

2 games

5/24/09-5/25/09

GRAND SLAMS

None

2008

- Played the entire season for Jacksonville (AA) of the Southern League.
- Named to the Southern League All-Star team.
- Was successful on 28 of 37 stolen base attempts (78 percent).
- Rated by **Baseball America** as The Best Defensive Outfielder in the Dodgers' farm system.

2007

- Ranked 10th in the California League in hitting.

2006

- Played exclusively in centerfield for Vero Beach (A) of the Florida State League.
- Saw action with Las Vegas (AAA) of the Pacific Coast League the final four games of the year.

2005

- Began the year with Columbus (A) of the Florida State League and promoted to Vero Beach (A) of the Florida State League on July 5.

2004

- Led the Gulf Coast League in hits, triples, RBI and runs scored.
- Began his professional career with multi-hit efforts in each of his first seven games batting .500 (16-32) over that stretch.
- Played third base all season, his last year at that position.

BACKGROUND

- Jamie R. Hoffmann graduated from New Ulm (MN) High School in 2002.
- Holds the school's single-season record for hits with 53 in 2003.
- Led New Ulm to Minnesota's 3A baseball championship in 2002.
- As a hockey player, he scored 25 goals and had 32 assists during his senior year.
- Played for Des Moines of the United States Hockey League during the 2002-2003 season, scoring 14 goals and assisting on 25 others for a total of 39 points in 60 games.
- Was planning to attend Colorado College to play hockey, but instead chose to sign with the Dodgers.
- Played for the USA Baseball Team that tied for third place in the 2010 COPABE Pan American Qualifier in Puerto Rico.
- Was an eighth-round draft pick of the National Hockey League's Carolina Hurricanes in 2003.

CAREER TRANSACTIONS

- Signed by the Los Angeles Dodgers as a non-drafted free agent on August 20, 2003.
- Selected by the Washington Nationals in Major League Baseball's Rule V Draft on December 10, 2009...Acquired by the New York Yankees as the player-to-be-named-later in exchange for righthanded pitcher Brian Bruney on December 10.
- Claimed off waivers by the Colorado Rockies on March 19, 2012.
- Signed by the Baltimore Orioles as a minor league free agent on March 31, 2012.
- Signed by the New York Mets as a minor league free agent on November 18, 2012.

YEAR TEAM	AVG	G	AB	R	H	2B	3B	HR	RBI	SH	SF	HBP	BB	SO	SB	CS	SLG	OBP	E
2004 GCL Dodgers (R)	.310	60	229	40	71	8	7	4	36	0	1	0	24	38	14	5	.459	.374	11
2005 Columbus (A)	.308	79	321	53	99	13	9	1	24	5	2	1	39	73	10	4	.414	.383	5
Vero Beach (A)	.241	46	166	26	40	6	2	1	10	0	1	1	10	45	3	1	.319	.287	0
2006 Vero Beach (A)	.252	121	433	50	109	16	0	5	29	7	2	2	35	94	15	11	.323	.309	6
Las Vegas (AAA)	.300	4	10	0	3	0	0	0	0	1	0	1	1	3	1	0	.300	.417	0
2007 Inland Empire (A)	.309	116	433	67	134	22	7	9	81	5	6	4	47	70	19	7	.455	.378	3
2008 Jacksonville (AA)	.278	133	478	64	133	20	3	10	71	4	6	2	54	73	28	9	.395	.350	7
2009 Chattanooga (AA)	.307	29	101	25	31	9	2	2	16	0	0	6	22	18	5	3	.495	.457	0
LOS ANGELES (NL)	.182	14	22	2	4	2	0	1	7	0	2	0	0	5	0	0	.409	.167	0
Albuquerque (AAA)	.284	68	257	44	73	14	3	8	48	1	3	0	32	37	10	8	.455	.360	6
2010 Albuquerque (AAA)	.310	139	545	91	169	36	3	8	74	4	5	11	43	98	17	7	.431	.369	1
2011 LOS ANGELES (NL)	.000	2	4	0	0	0	0	0	0	0	0	0	0	1	0	0	.000	.000	0
Albuquerque (AAA)	.297	133	475	91	141	23	3	22	84	0	9	5	44	102	14	4	.497	.356	0
2012 Norfolk (AAA)	.254	110	366	49	93	19	2	11	44	0	6	1	54	74	9	2	.407	.347	4
Minor League Totals	.287	1038	3814	600	1096	186	41	81	517	27	41	34	405	725	145	61	.421	.357	43
Major League Totals	.154	16	26	2	4	2	0	1	7	0	2	0	0	6	0	0	.346	.143	0

* - led league

- rehabilitation assignment

CAREER FIELDING

POS	G	PO	A	E	PCT.	TC	DP
OF	6	13	1	0	1.000	14	1





AARON LAFHEY

LEFTHANDED PITCHER #47

HEIGHT: 6-0

BATS: Left

OPENING DAY AGE: 27

WEIGHT: 190

THROWS: Left

BIRTHDATE: April 15, 1985

BIRTHPLACE: Cumberland, MD

RESIDES: Cumberland, MD

MAJOR LEAGUE SERVICE TIME: 4 Years, 66 Days

SIGNED BY: Bob Mayer (Cleveland)

HOW OBTAINED: Signed as a minor league free agent on December 27, 2012

CONTRACT STATUS: Signed through 2013



non-roster invitee

2012

- Made 22 appearances (16 starts) for Toronto.
- As a starter, he went 4-6 with a 4.81 ERA...In 86.0 innings, he gave up 90 hits, 51 runs, 46 earned, with 30 walks and 41 strikeouts...Out of the bullpen, he was 0-0 in six games with a 3.07 ERA...Worked 14.2 innings and permitted 10 hits, five runs earned, with seven walks and seven strikeouts.
- Began the year with Las Vegas (AAA) of the Pacific Coast League...His contract was selected by Toronto on April 9 and he returned to Las Vegas on April 15...Recalled again on May 28 and sent back down on May 31...Did not pitch for the Blue Jays on either of those occasions.
- Recalled for a final time on June 11 and stayed with the Blue Jays the remainder of the year.
- His first four outings for Toronto came out of the bullpen.
- Made 11 straight starts from June 26-August 22...Had two more relief outings (August 27 and September 2) before he returned to the rotation on September 8.
- Went 2-1 with two no-decisions and a 2.70 ERA through his first five starts of the year (nine earned runs/30.0 innings)...Over his last 11 starts, he went 2-5 with a 5.65 ERA (37 earned runs/56.0 innings).
- Held the opposition to a .260 batting average...Coming into the season, clubs had batted at a .290 clip against him...Lefthanded batters went from a .268 career mark to .239 (28-117), while righthanders dropped from .300 to .269 (72-268).
- Pitched to a 5.30 ERA (22 earned runs/37.1 innings) during the day...Has a career 3.97 ERA at night and a 5.34 mark during the day.
- Went a season-high 7.0 innings to earn a win at Boston on July 20...Gave up no runs and eight hits with no walks and four strikeouts.
- Pitched 6.0 innings in six other games.

2011

- Split the year between Seattle and the Yankees, combining to go 3-2 with a 3.88 ERA in 47 appearances.
- The 47 appearances and 3.88 ERA were career bests.
- Was traded from Cleveland to Seattle for second baseman Matt Lawson on March 2...Optioned to Tacoma (AAA) of the Pacific Coast League on July 2.
- Claimed on waivers by the Yankees on August 19.
- Designated for assignment by the Yankees on August 21 and sent to Scranton-Wilkes Barre (AAA) of the International League on August 23.
- Recalled by the Yankees on September 2 and spent the remainder of the year in New York.
- Had a 1.87 ERA in 27 games prior to the All-Star Game with Seattle.

AARON'S BEST

WIN STREAK

3 games

8/5/09-8/16/09

LOSS STREAK

6 games

9/2/09-10/3/09

STRIKEOUTS, GAME

7 strikeouts

7/24/09, Cleveland at Seattle

LONGEST OUTING, STARTER

8.0 innings

8/5/09, Cleveland vs. Minnesota

LONGEST OUTING, RELIEVER

3.0 innings

9 times, last, 9/2/12, Toronto vs. Tampa Bay

MOST WALKS, GAME

5 walks

2 times, last, 9/20/12, Toronto at Yankees

FEWEST WALKS, COMPLETE GAME

None

SCORELESS STREAK

12.0 innings

2 times, last, 7/19/09-7/24/09

LAST COMPLETE GAME

None

LAST COMPLETE GAME SHUTOUT

None

FEWEST HITS, COMPLETE GAME

None

2010

- Split the season between the minors and the majors.
- Began the year with Cleveland, pitching out of the bullpen...Optioned to Columbus (AAA) of the International League on May 31.
- Returned to Cleveland on June 25, but went on the 15-Day Disabled List, July 20-August 31 with left shoulder fatigue.

2009

- Recalled from Columbus (AAA) of the International League on April 15.
- In a home start vs. Kansas City on April 21, he became the first pitcher in 39 years to induce double play balls in five consecutive innings.
- Earned his first career save on May 6 at Boston (3.0 innings) in his first regular season career appearance.
- Lost his last six decisions to go from 7-3 to 7-9.

2008

- Recalled from Buffalo (AAA) of the International League on April 28 and pitched against the Yankees that night...Did not allow a hit through 5.0 innings but still wound up losing the contest.
- Did not allow an earned run over three starts from May 4-May 15 (21.0 innings).
- His ERA over his first six starts was 1.59 (seven earned runs/39.2 innings).
- Was named the Gillette American League Rookie of the Month for May.
- Went at least 5.0 innings in his first 14 starts with the Indians.
- Optioned to Buffalo (AAA) of the International League on July 26 and spent the remainder of the year with the Bisons.
- Was not recalled when rosters expanded on September 1 due to inflammation in his left elbow.

2007

- His contract was purchased by Cleveland on August 4.
- Made his debut that night in Minnesota becoming the youngest Indians starter (22 years, 111 days) to debut since CC Sabathia (20 years, 261 days) on April 8, 2001...Dropped a 3-2 decision.
- Posted his first major league victory in his second start, a 7-5 victory over Mark Buehrle in Chicago on August 9...Allowed four earned runs in 5.2 innings.
- Optioned back to Buffalo (AAA) of the International League after the August 9 start and recalled again on August 25.
- Went at least 5.0 innings in eight of his nine starts for Cleveland.
- For the year, he won 17 games between Akron (AA) of the Eastern League, Buffalo (AAA) of the International League and Cleveland.
- Promoted to Buffalo on May 17.

POSTSEASON: Was on both postseason series rosters...Did not pitch in the Division Series and tossed 4.2 scoreless innings in Game Six of the American League Championship Series at Boston (4.2 innings, one hit, no runs, with a walk and three strikeouts.)

2006

- Went a combined 12-4 with a 3.16 ERA in 29 games (23 starts) in 153.2 innings between Kinston (A) of the Carolina League and Akron (AA) of the Eastern League.
- His 12 victories were tied for third among Cleveland's minor league pitchers.
- Was promoted to Akron on August 10.

2005

- Named to the South Atlantic League mid-season All-Star Game.
- Finished eighth in the SAL in ERA.

2004

- Started the year with Lake County (A) of South Atlantic League and also spent time with Mahoning Valley (A) of the New York-Penn League.
- Spent his first year of professional baseball with Burlington (R) of the Appalachian League...Lefthanded batters hit .183 against him...Fanned 46 batters in 34 innings pitched.

BACKGROUND

- Aaron Steven Laffey graduated from Allegany (MD) High School in 2003 where he played basketball and baseball.
- Won the Skip Cook Memorial Award in 2003 as the Cumberland Times-News High School Baseball Player of the Year.
- Committed to Virginia Tech before signing with the Indians.



CAREER TRANSACTIONS

- Selected by the Cleveland Indians in the 16th round of the 2003 First-Year Player Draft.
- On the 15-Day Disabled List, May 23-July 8, 2009, with a left forearm strain.
- On the 15-Day Disabled List, July 20-August 31, 2010, with left shoulder fatigue.
- Acquired by the Seattle Mariners in exchange for infielder/outfielder Matthew Lawson and cash considerations on March 2, 2011.
- Claimed off waivers by the New York Yankees on August 19, 2011.
- Claimed off waivers by the Kansas City Royals on October 11, 2011.
- Signed by the Toronto Blue Jays as minor league free agent on December 30, 2011.
- Signed by the New York Mets as a minor league free agent on December 27, 2012.

YEAR	TEAM	W-L	ERA	G	GS	CG	SHO	SV	IP	H	R	ER	HR	HB	BB	SO	WP	BK
2003	Burlington (R)	3-1	2.91	9	4	0	0	0	34.0	22	13	11	0	7	15	46	4	1
2004	Lake County (A)	3-7	6.53	19	15	0	0	1	73.0	79	58	53	6	8	44	67	3	1
	Mahoning Valley (A)	3-1	1.24	8	8	0	0	0	43.2	38	15	6	1	2	10	30	2	0
2005	Lake County (A)	7-7	3.22	25	23	1	0	1	142.1	123	62	51	5	4	52	69	2	2
	Akron (AA)	1-0	3.60	1	1	0	0	0	5.0	8	2	2	0	0	2	6	1	0
2006	Kinston (A)	4-1	2.18	10	4	1	1	1	41.1	38	16	10	0	3	6	24	2	0
	Akron (AA)	8-3	3.53	19	19	0	0	0	112.1	121	50	44	9	8	33	61	4	0
2007	Akron (AA)	4-1	2.31	6	6	0	0	0	35.0	29	13	9	2	3	7	24	0	0
	Buffalo (AAA)	9-3	3.08	16	15	2	1	0	96.1	89	36	33	5	3	23	75	0	1
	CLEVELAND (AL)	4-2	4.56	9	9	0	0	0	49.1	54	26	25	2	4	12	25	2	1
2008	CLEVELAND (AL)	5-7	4.23	16	16	0	0	0	93.2	103	52	44	10	9	31	43	5	1
	Buffalo (AAA)	6-2	4.38	11	11	0	0	0	61.2	72	33	30	2	2	18	47	2	2
2009	Akron (AA)	0-0	3.68	2	2	0	0	0	7.1	6	3	3	0	1	7	6	0	0
	Columbus (AAA)	0-2	11.32	3	3	0	0	0	10.1	21	13	13	2	0	5	4	0	0
	CLEVELAND (AL)	7-9	4.44	25	19	0	0	1	121.2	140	69	60	9	2	57	59	1	1
2010	Lake County (A)#	0-0	4.50	2	1	0	0	0	2.0	2	1	1	1	0	0	3	0	0
	Akron (AA)#	0-0	0.00	1	0	0	0	0	1.0	1	0	0	0	0	0	0	0	0
	Columbus (AAA)	0-1	3.67	10	4	0	0	0	27.0	29	11	11	1	0	16	12	1	0
	CLEVELAND (AL)	2-3	4.53	29	5	0	0	0	55.2	62	30	28	1	2	28	28	1	0
2011	SEATTLE (AL)	1-1	4.01	36	0	0	0	0	42.2	54	20	19	7	1	16	24	2	1
	Scranton/Wilkes-Barre (AAA)0-1	7.36	2	1	0	0	0	0	3.2	5	5	3	0	1	2	1	0	0
	NEW YORK (AL)	2-1	3.38	11	0	0	0	0	10.2	13	4	4	0	2	5	6	0	0
2012	Las Vegas (AAA)	3-5	4.52	11	11	1	0	0	63.2	77	41	32	6	3	20	38	3	0
	TORONTO (AL)	4-6	4.56	22	16	0	0	0	100.2	100	56	51	17	5	37	48	2	0
Minor League Totals		51-35	3.70	155	128	5	2	3	759.2	760	372	312	40	45	260	513	24	7
Major League Totals		25-29	4.38	148	65	0	0	1	474.1	526	257	231	46	25	186	233	13	4

* - led league

- rehabilitation assignment

LEAGUE CHAMPIONSHIP SERIES

YEAR	TEAM/OPPONENT	W-L	ERA	G	GS	CG	SHO	SV	IP	H	R	ER	HR	HB	BB	SO	WP	BK
2007	Cleveland/Boston	0-0	0.00	1	0	0	0	0	4.2	1	0	0	0	0	1	3	0	0

MAJOR LEAGUE HITTING TOTALS

YEAR TEAM	AVG	G	AB	R	H	2B	3B	HR	RBI	SH	SF	HB	BB	SO	SB	CS	SLG	OBP	E
2012 Toronto	.000	22	1	0	0	0	0	0	0	0	0	0	0	0	0	0	.000	.000	0
Career Totals	.250	148	4	0	1	0	0	0	0	0	0	0	0	0	0	0	.250	.250	3

LAST HOME RUN—None

MOST HITS, GAME—I, June 18, 2008, Cleveland at Colorado

MOST RBI, GAME—None

CAREER FIELDING

POS	G	PO	A	E	PCT.	TC	DP
P	148	28	77	3	.972	108	6

**BRANDON LYON**
RIGHTHANDED PITCHER #34

HEIGHT: 6-1
BATS: Right
OPENING DAY AGE: 33
WEIGHT: 200
THROWS: Right
BIRTHDATE: August 10, 1979

BIRTHPLACE: Salt Lake City, UT
RESIDES: St. George, UT

MAJOR LEAGUE SERVICE TIME: 10 Years, 142 Days
SIGNED BY: Tim Huff (Toronto)
HOW OBTAINED: Signed as a free agent on February 10, 2012

CONTRACT STATUS: Signed through 2013

**2012**

- Split the year between Houston and Toronto after he was sent from the Astros to the Blue Jays in a 10-player trade on July 20...Combined for a career-high 63 strikeouts.
- Has pitched in 60 or more games in six of his last seven seasons.
- Went 4-0 with a 2.88 ERA (eight earned runs/25.0 innings) with 28 strikeouts and two walks in 30 appearances for the Blue Jays.
- Was unscored upon in 24 of his 30 outings with Toronto.
- Held opponents to a .240 (56-233) batting average...Lefthanders hit .213 (16-75) against him and are batting .234 (79-338) since 2009.
- Had eight contests where he went more than 1.0 inning...Recorded a 1.97 ERA (three earned runs/13.2 innings) during those games.
- Hurlled 12.1 scoreless innings from April 28-May 28.
- Limited hitters a .194 (14-72) batting average with runners in scoring position and opponents hit .139 (5-36) with runners in scoring position and two outs.

2011

- Missed the final three months of the year with right biceps tendinitis and partial right rotator cuff tear.
- Had three wins and four saves in 15 games before the injury.
- Went on the Disabled List for the first time on May 5.
- Activated on June 5 and made three more appearances before returning to the DL on June 14 until the end of the year.
- Underwent surgery on June 30 to repair the detachment of his right biceps and repair the tear of his labrum.

2010

- Tied a career-high in wins and set a career-best with 79 appearances.
- Went 20-22 in save opportunities.
- Only allowed tow home runs in 78.0 innings.
- Tossed 16.0 consecutive scoreless innings over 15 games from August 13-September 10.
- Posted a career-high five-game winning streak from April 20-June 6.

2009

- Established a career-high in innings pitched and strikeouts.
- Did not allow a run over 15 straight outings from July 7-August 21.
- Finished the season with a 3-1 record and a 1.77 ERA in 31 outings following the All-Star break.

BRANDON'S BESTS**WIN STREAK**

6 games
4/7/11-5/21/11

LOSS STREAK

3 games
8/3/06-8/19/06

STRIKEOUTS, GAME

11 strikeouts
6/16/07, Toronto vs. Washington

LONGEST OUTING, STARTER

9.0 innings
8/16/10, Toronto vs. Cleveland

LONGEST OUTING, RELIEVER

3.0 innings
7/6/06, Toronto at Kansas City

MOST WALKS, GAME

5 walks
3 times, last, 4/2/11, Milwaukee at Cincinnati

FEWEST WALKS, COMPLETE GAME

1 walk
8/16/10, Toronto at Oakland

SCORELESS STREAK

14.1 innings
5/3/07-5/19/07

LAST COMPLETE GAME

8/16/10, Toronto at Oakland (Win, 3-1)

LAST COMPLETE GAME SHUTOUT

None

FEWEST HITS, COMPLETE GAME

1 hit
8/16/10, Toronto at Oakland (Win, 3-1)



2008

- Collected a career-high 26 saves...Converted 15 straight save opportunities from April 9-June 23, the longest such streak of his career.
- Did not allow a run in 24 straight appearances from April 9-June 12, tossing 25.0 scoreless innings...The streak set an Arizona record for a reliever.

2007

- Was 6-1 with a 1.69 ERA in 40 games at home.

2006

- Finished second in the Arizona staff with his 68 appearances.
- Was 1-2 with a 2.86 ERA in 28 games after the All-Star break

2005

- Limited to 32 games with Arizona due to a three-month stay on the Disabled List...Placed on the Disabled List from May 13-August 13, with a flexor mass injury.

2004

- Spent the entire season on Arizona's Disabled List following ulnar transposition surgery on his right elbow on March 24.
- Saw action in six games with Tucson (AAA) of the Pacific Coast League before he suffered a flexor strain...Did not pitch for the remainder of the year.

2003

- Recorded his first major league save April 16 vs. Tampa Bay.
- Acquired by Pittsburgh in a four-player deal on July 22.
- Landed on the Disabled List on July 24 with a partial tear of his right ulnar collateral ligament, an injury sidelined him until September 1.
- Traded back to the Reds in a five-player trade on July 31...Acquired by the Diamondbacks in a five-player deal on December 1.

2002

- Made the Toronto Opening Day roster, marking the first time he appeared on an Opening Day roster at the major league level.
- Optioned to Syracuse (AAA) of the International League on June 21.

2001

- His contract was purchased by Toronto on August 3...Earned his first victory in his major league debut on August 4 vs. Baltimore, allowing one run in 7.1 innings of work.
- Won four straight games, August 21-September 7.

2000

- Topped all New York-Penn League starters with a 0.95 walks per nine innings and 7.99 base runners per nine innings.

BACKGROUND

- Brandon Lyon graduated from Taylorsville High School and named the Utah Player of the Year during his senior year.
- Attended Dixie Junior (UT) College.
- Drafted by Toronto in the 14th round of the June, 1999 Draft...Was a draft-and-fellow selection and played the 2000 season at Dixie...Named an All-Region MVP and a Junior College All-American that season.

CAREER TRANSACTIONS

- Selected by the Toronto Blue Jays in the 14th round of the 1999 First-Year Player Draft.
- Claimed off waivers by the Boston Red Sox on October 9, 2002.
- Acquired by the Pittsburgh Pirates, along with righthanded pitcher Anastacio Martinez, in exchange for lefthanded pitchers Mike Gonzalez and lefthanded pitchers Scott Sauerbeck on July, 2003.
- On the 15-Day Disabled List, July 24-September 1, 2003, with a partial tear of the right ulnar collateral ligament.
- Acquired by the Boston Red Sox, along with righthanded pitchers Anastacio Martinez and Jeff Suppan, in exchange for lefthanded Mike Gonzalez, infielder Freddy Sanchez and cash considerations on July 31, 2003.
- Acquired by the Arizona Diamondbacks, along with lefthanded pitcher Jorge De La Rosa, lefthanded pitcher Casey Fossum and outfielder Mike Goss, in exchange for righthanded pitcher Curt Schilling on December 1, 2003.
- On the 60-Day Disabled List, April 3-November 19, 2004, recovering from right elbow surgery.
- On the 15-Day Disabled List, May 13-June 12, 2005, with a flexor mass...Transferred to the 60-Day DL, June 12-August 13, 2005.
- Signed by the Detroit Tigers as a free agent on January 26, 2009.
- Signed by the Houston Astros as a free agent on December 12, 2009.
- On the 15-Day Disabled List, May 5-June 9, 2011, with right biceps tendinitis and a partial rotator cuff tear.
- On the 15-Day Disabled List, June 14-July 31, 2011, with a right rotator cuff tear...Transferred to the 60-Day Disabled List, July 31-October 31, 2011.
- Acquired by the Toronto Blue Jays, along with lefthanded pitchers J.A. Happ and righthanded pitchers David Carpenter, in exchange for righthanded pitchers Francisco Cordero, outfielder Ben Francisco, righthanded pitcher Joe Musgrove, catcher Carlos Perez, lefthanded pitcher David Rollins and righthanded pitcher Asher Wojciechowski on July 20, 2012.
- Signed by the New York Mets as a free agent on February 10, 2013.

YEAR	TEAM	W-L	ERA	G	GS	CG	SHO	SV	IP	H	R	ER	HR	HB	BB	SO	WP	BK
2001	Tennessee (AA)	5-0	3.68	9	9	0	0	0	58.2	57	25	24	7	3	9	45	1	0
	Syracuse (AAA)	5-3	3.69	11	11	2	1	0	68.1	68	33	28	7	1	10	53	0	0
	TORONTO (AL)	5-4	4.29	11	11	0	0	0	63.0	63	31	30	6	1	15	35	0	1
2002	TORONTO (AL)	1-4	6.53	15	10	0	0	0	62.0	78	47	45	14	2	19	30	2	0
	Syracuse (AAA)	4-9	5.11	14	14	0	0	0	75.2	99	54	43	4	3	19	35	1	0
2003	Pawtucket (AAA)	0-0	3.24	5	0	0	0	0	8.1	7	3	3	1	0	2	7	0	1
	BOSTON (AL)	4-6	4.12	49	0	0	0	9	59.0	73	33	27	6	2	19	50	0	0
2004	Tucson (AAA)	2-3	15.12	6	3	0	0	0	8.1	15	14	14	3	0	4	4	0	0
2005	Tucson (AAA)	0-1	5.40	5	4	0	0	0	5.0	5	3	3	0	0	0	4	0	0
	ARIZONA (NL)	0-2	6.44	32	0	0	0	14	29.1	44	25	21	6	2	10	17	1	1
2006	ARIZONA (NL)	2-4	3.89	68	0	0	0	0	69.1	68	32	30	7	0	22	46	1	0
2007	ARIZONA (NL)	6-4	2.68	73	0	0	0	2	74.0	70	25	22	2	1	22	40	3	1
2008	ARIZONA (NL)	3-5	4.70	61	0	0	0	26	59.1	75	34	31	7	0	13	44	1	0
2009	DETROIT (AL)	6-5	2.86	65	0	0	0	3	78.2	56	25	25	7	2	31	57	3	0
2010	DETROIT (AL)	6-6	3.12	79	0	0	0	20	78.0	68	28	27	2	3	31	54	3	0
	Oklahoma City (AAA)#	0-0	0.00	2	0	0	0	0	2.0	2	0	0	0	0	0	0	0	0
2011	HOUSTON (NL)	3-3	11.48	15	0	0	0	4	13.1	27	17	17	4	0	5	6	1	0
2012	HOUSTON (NL)	0-2	3.25	37	0	0	0	0	36.0	37	13	13	3	2	11	35	5	0
	TORONTO (AL)	4-0	2.88	30	0	0	0	1	25.0	19	8	8	2	1	9	28	1	0
Minor League Totals		21-19	4.11	67	54	2	1	0	286.2	296	152	131	23	9	50	203	3	2
Major League Totals		40-45	4.12	535	21	0	0	79	647.0	678	318	296	66	16	207	442	21	3

* - led league

- rehabilitation assignment

DIVISION SERIES

YEAR	TEAM/OPPONENT	W-L	ERA	G	GS	CG	SHO	SV	IP	H	R	ER	HR	HB	BB	SO	WP	BK
2007	Arizona/Chicago (NL)	0-0	0.00	3	0	0	0	0	3.0	1	0	0	0	0	1	1	0	0

LEAGUE CHAMPIONSHIP SERIES

YEAR	TEAM/OPPONENT	W-L	ERA	G	GS	CG	SHO	SV	IP	H	R	ER	HR	HB	BB	SO	WP	BK
2007	Arizona/Colorado	0-0	0.00	2	0	0	0	0	3.0	0	0	0	0	0	0	4	0	0

MAJOR LEAGUE HITTING TOTALS

YEAR	TEAM	AVG	G	AB	R	H	2B	3B	HR	RBI	SH	SF	HB	BB	SO	SB	CS	SLG	OBP	E
2012	Toronto/Houston	---	67	0	0	0	0	0	0	0	0	0	0	0	0	0	0	---	---	0
Career Totals		1.000	535	1	1	1	1	0	0	1	0	0	0	1	0	0	0	2.000	1.000	5

LAST HOME RUN—None

MOST HITS, GAME—I, April 23, 2011, Houston at Milwaukee

MOST RBI, GAME—I, April 23, 2011, Houston at Milwaukee

CAREER FIELDING

POS	G	PO	A	E	PCT.	TC	DP
P	535	50	89	5	.965	144	6

FOUR STRIKEOUTS IN AN INNINGS...

Derek Wallace became the first Met pitcher ever to strike out four batters in an inning when he did it on September 13, 1996 vs. Atlanta...Mike Stanton joined Wallace on the list when he fanned four batters on August 23, 2004 at Milwaukee.



LAST TIME A METS PITCHER

HOME RUNS:

ALLOWED FOUR HOME RUNS

6/8/12	Johan Santana	4	Yankees-9, Mets-1 at Yankee Stadium
--------	---------------	---	-------------------------------------

ALLOWED FIVE HOME RUNS

5/4/63	Roger Craig	5	Giants-17, Mets-4 vs. San Francisco
--------	-------------	---	-------------------------------------

RUNS:

ALLOWED EIGHT RUNS

8/11/12	Johan Santana	8	Phillies 9, Mets 4 at Philadelphia
---------	---------------	---	------------------------------------

ALLOWED NINE RUNS

8/19/09	Bobby Parnell	9	Braves-9, Mets-3 at New York
---------	---------------	---	------------------------------

ALLOWED 10 RUNS

5/2/10	Johan Santana	10	Phillies-11, Mets-5 at Philadelphia
--------	---------------	----	-------------------------------------

ALLOWED 11 RUNS (franchise record)

8/26/62	Craig Anderson	11	Dodgers-16, Mets-5 at New York
6/3/67 (G1)	Jack Fisher	11	Giants-11, Mets-2 at San Francisco
8/15/06	Orlando Hernandez	11	Phillies-11, Mets-4 at Philadelphia

HITS:

ALLOWED 12 HITS

4/23/12	Dillon Gee	12	Giants-7, Mets-2 at New York
---------	------------	----	------------------------------

ALLOWED 13 HITS

7/6/12	Johan Santana	13	Cubs-8, Mets-7 at New York
--------	---------------	----	----------------------------

ALLOWED 14 HITS

7/24/96	Jason Isringhausen	14	Rockies-7, Mets-6 at Colorado
---------	--------------------	----	-------------------------------

ALLOWED 15 HITS

5/25/76	Tom Seaver	15	Phillies-8, Mets-4 at Philadelphia
---------	------------	----	------------------------------------

SHORTEST START FOR CURRENT METS PITCHERS:

Dillon Gee	3.2 IP	8/22/11 at Philadelphia
Matt Harvey	5.0 IP	3 times, last, 9/12/12 vs. Washington
Jeremy Hefner	0.0 IP	(seven batters) 9/20/12 vs. Philadelphia
Collin McHugh	1.1 IP	9/25/12 vs. Pittsburgh
Aaron Laffey	2.0 IP	10/3/09, Cleveland at Boston
Shaun Marcum	2.0 IP	2 times, last, 6/17/11, Milwaukee at Boston
Jerry Mejia	2.1 IP	9/15/10 vs. Pittsburgh
Jonathon Niese	1.2 IP	8/5/09 vs. St. Louis
Bobby Parnell	2.1 IP	8/8/09 at San Diego
Johan Santana	1.1 IP	2 times, last, 8/11/12 vs. Atlanta

LONG RELIEF:

5+-INNING RELIEF APPEARANCES BY METS SINCE 1990

5/19/12	Jeremy Hefner	5.0	Blue Jays-2, Mets-0 at Toronto
5/20/10	Raul Valdes	5.0	Mets-10, Nationals-7 at Washington
7/7/06	Darren Oliver	5.0	Marins-7, Mets-3 at Shea
6/28/03 (G1)	Pedro Feliciano	5.0	Yankees-7, Mets-1 at Yankees
6/14/03	Jeremy Griffiths	5.0	Angels-13, Mets-3 at Anaheim
6/8/03	Jeremy Griffiths	5.0	Mariners-13, Mets-1 at Shea
4/22/03	Jae Weong Seo	5.0	Astros-6, Mets-2 at Shea
4/9/97	Rick Reed	5.0	Dodgers-3, Mets-2 at Los Angeles (14)
6/18/94	Doug Linton	5.1	Mets-11, Marlins-3 at Florida
8/1/92 (G2)	Tom Filer	5.2	Cubs-6, Mets-1 at Chicago
8/1/92 (G1)	Pete Schourek	5.0	Mets-3, Cubs-0 at Chicago
6/25/92	Paul Gibson	5.0	Cubs-9, Mets-2 at Chicago
6/28/91	Pete Schourek	5.0	Phillies-6, Mets-2 at Philadelphia

LAST 6+-INNING RELIEF APPEARANCE

9/19/01	Dicky Gonzalez	6.0	Mets-9, Pirates-2 at Shea
---------	----------------	-----	---------------------------

LAST 7+-INNING RELIEF APPEARANCE

4/28/85	Tom Gorman	7.0	Mets-5, Pirates-4 at Shea (18)
---------	------------	-----	--------------------------------



JUAN LAGARES

OUTFIELDER #63



HEIGHT: 6-1

BATS: Right

OPENING DAY AGE: 24

WEIGHT: 215

THROWS: Right

BIRTHDATE: March 17, 1989

BIRTHPLACE: Constanza, DR

RESIDES: Constanza, DR

MAJOR LEAGUE SERVICE TIME: 0 Years, 0 Days

SIGNED BY: Ismael Cruz & Juan Mercado

HOW OBTAINED: Signed as a non-drafted free agent on May 5, 2006

CONTRACT STATUS: Signed through 2013

2012

- Spent the entire season with Binghamton (AA) of the Eastern League, appearing in a career-most 130 games.
- Had a single-game season-best three hits 11 times, last on August 29 at Reading.
- Hit .331 (44-133) against lefthanded pitching.
- In 64 home games, batted .313 (73-233) with a .433 slugging percentage
- Set the record for most putouts (353) by an outfielder in B-Mets history...Surpassed the old record of 349 by Emmanuel Garcia in 2009...Played all three outfield positions, making 21 putouts in leftfield, 215 in centerfield and 117 in rightfield.
- Hit .328 (39-119) in 28 July games...Also went 7-7 in stolen base attempts during the month.
- Appeared in the leadoff spot 64 times during the season, hitting .304 (78-257) from the top of the order.

2011

- Hit a combined .349 (164-470) in 120 combined games with St. Lucie (A) of the Florida State League and Binghamton (AA) of the Eastern League...His .349 batting average ranked second among all Mets minor leaguers.
- Hit .365 (27-74) in 21 May games and .368 (35-95) in 24 June contests with St. Lucie.
- Had two home runs and knocked in four runs at Brevard on May 15 in game one of a doubleheader...Also drove in four runs vs. Palm Beach on June 14 and June 22 at Charlotte.
- Hit safely in 10 straight games from June 14-June 27...Batted .477 (21-44) over that stretch.
- Recorded four hits at Clearwater, July 18...Also had 16 games with two hits and 12 contests with three hits while at St. Lucie.
- Joined Binghamton on July 23.
- Compiled a .382 (13-34) batting average with runners in scoring position at Binghamton.
- Went 5-5 with two doubles and a triple at Reading on July 24... Collected at least two hits in 12 games and recorded three hits in five different games with Binghamton...Hit safely in 34 of his 38 games played.
- Batted .376 (38-101) in 24 games during the month of August.
- Put together a 19-game hitting streak from August 7-August 30...Hit .384 (33-86) over that span.

2010

- Named to the South Atlantic League All-Star team.
- Hit .300 in 67 games for Savannah.

2006

- Finished third in the Dominican Summer League in triples.

BACKGROUND

- Juan Osvaldo Lagares went to Centro Educalivo Juan Pablo Duante High School in San Pedro de Macoris, DR.
- Enjoys playing video games.

CAREER TRANSACTIONS

- Signed by the New York Mets as a non-drafted free agent on May 5, 2006.



LAGARES, JUAN

YEAR	TEAM	AVG	G	AB	R	H	2B	3B	HR	RBI	SH	SF	HBP	BB	SO	SB	CS	SLG	OBP	E
2006	DSL Mets (R)	.255	57	204	36	52	7	8	3	33	3	2	4	23	48	12	5	.412	.339	14
2007	Savannah (A)	.210	83	281	26	59	12	6	2	16	3	0	2	18	64	11	7	.317	.262	40
2008	Savannah (A)	.254	46	181	14	46	9	0	2	17	4	3	1	8	28	3	4	.337	.285	13
	Brooklyn (A)	.250	19	72	8	18	7	0	1	7	3	0	2	1	10	1	3	.389	.280	6
2009	GCL Mets (R)	.208	6	24	1	5	1	0	0	1	0	0	0	1	4	1	0	.250	.240	0
	Savannah (A)	.274	47	168	23	46	6	2	0	13	0	1	2	6	42	9	4	.333	.305	1
2010	Savannah (A)	.300	67	290	42	87	13	9	5	39	2	5	3	7	44	18	2	.459	.318	3
	St. Lucie (A)	.233	33	133	16	31	5	0	2	16	0	1	1	2	18	7	3	.316	.248	2
2011	St. Lucie (A)	.338	82	308	51	104	15	6	7	49	3	2	1	21	47	5	6	.494	.380	2
	Binghamton (AA)	.370	38	162	21	60	11	3	2	22	1	1	1	5	29	10	2	.512	.391	2
2012	Binghamton (AA)	.283	130	499	69	141	29	6	4	48	2	5	4	37	93	21	10	.389	.334	2
Minor League Totals		280	608	2322	307	649	115	40	28	261	21	20	21	129	427	98	46	.400	.321	85

* - led league
- rehabilitation assignment

100 OR MORE RBI

PLAYER	YEAR	RBI
Mike Piazza	1999	124
DAVID WRIGHT	2008	124
Robin Ventura	1999	120
Bernard Gilkey	1996	117
Howard Johnson	1991	117
Carlos Beltran	2006	116
DAVID WRIGHT	2006	116
Carlos Delgado	2008	115
Carlos Delgado	2006	114
Mike Piazza	2000	113
Carlos Beltran	2007	112
Carlos Beltran	2008	112
Todd Hundley	1996	112
Edgardo Alfonzo	1999	108
Darryl Strawberry	1990	108
DAVID WRIGHT	2007	107
Gary Carter	1986	105
Rusty Staub	1975	105
Darryl Strawberry	1987	104
DAVID WRIGHT	2010	103
John Olerud	1997	102
DAVID WRIGHT	2005	102
Howard Johnson	1989	101
Darryl Strawberry	1988	101
Gary Carter	1985	100
Eddie Murray	1993	100



ZACH LUTZ

INFILDER #19

HEIGHT: 6-1
BATS: Right
OPENING DAY AGE: 26

WEIGHT: 222
THROWS: Right
BIRTHDATE: June 3, 1986

BIRTHPLACE: Reading, PA
RESIDES: Mohaton, PA

MAJOR LEAGUE SERVICE TIME: 0 Years, 39 Days
SIGNED BY: Scott Hunter
HOW OBTAINED: Mets fifth round pick in the 2007 First-Year Player Draft

CONTRACT STATUS: Signed through 2013



2012

- Started the season with Buffalo (AAA) of the International League before the Mets recalled him on April 24...Optioned back to the Bisons on April 29...Returned to the Mets on September 1.
- Underwent surgery on September 17 to repair a fracture of the left hamate bone...The procedure was performed by Mets Hand Specialist Dr. Andrew Weiland at the Hospital for Special Surgery.
- Single for his first major league hit on April 27 at Colorado.
- Made his major league debut on April 24 vs. Miami...Pinch hit and struck out looking with the bases loaded.
- Made his first major league start on April 27 at Colorado...Hit seventh and played first base; finished with his first big league hit (a single) and run.
- Hit .299 (73-244) with 10 home runs and 35 RBI in 72 games for the Bisons.
- Had two, two-home run games for the Bisons: April 11 vs. Scranton Wilkes/Barre and July 31 at Indianapolis.

2011

- Was limited to 61 games due to injury...Suffered two concussions during the year.
- Batted .308 (12-39) in 13 games in April and .340 (17-50) in 14 contests in June.
- For the year, he hit .340 (32-94) with runners on base and .311 (14-45) with runners in scoring position...Also had 22 games with at least two hits and one game with three hits, June 16 at Norfolk.
- Compiled six, two-hit games in an eight-game stretch from July 6-July 17...Batted .324 (12-37) over that span.
- Drove in three runs at Columbus on August 21.
- Fashioned a .309 (56-181) batting average in 48 night games...Also hit .304 (48-158) vs. righthanded pitching.
- Played 14 games at first base and 31 games at third base...Played two rehabilitation games at Port St. Lucie (A) of the Florida State League, June 7-June 8.

2010

- Missed over two months of the season with a stress fracture of the third metatarsal of the left foot.
- Was on the Disabled List from May 21-July 25.
- Had 17 home runs in 61 games for Binghamton (AA) of the Eastern League.
- Promoted to Buffalo (AAA) of the International League on September 1 and hit .300 (6-20) with a home run and nine RBI in five games.
- Played rehabilitation games with the rookie-level Gulf Coast Mets and the St. Lucie (A) Mets of the Florida State League.

ZACH'S BESTS

HITS, GAME

1 hit
4/27/12, at Colorado

HOME RUNS, GAME

None

MULTI-HOME RUN GAMES

None

LEADOFF HOME RUNS

None

INSIDE-THE-PARK HOME RUNS

None

WALK-OFF HOME RUNS

None

PINCH-HIT HOME RUNS

None

RBI, GAME

None

STOLEN BASES, GAME

None

HITTING STREAK

1 game
4/27/12

GRAND SLAMS

None



LUTZ, ZACH

2009

- Started the season at St. Lucie (A) of the Florida State League, drawing a personal-best 50 walks in 99 games.
- Missed time with a virus...Played on April 26 and did not appear in a game again until May 19.
- Promoted to Binghamton (AA) of the Eastern League and made his Double-A debut on August 31...Played in eight games to close out the season.

2008

- Appeared in 24 games for Brooklyn (A) of the New York-Penn League before a right quad strain sidelined him for the remainder of the season.

2007

- Made his professional debut for Brooklyn (A) of the New York-Penn League.
- Suffered a right ankle sprain while batting in his first pro game...Missed the rest of the season.

BACKGROUND

- Zachary Craig (Zach) Lutz graduated from Governor Mifflin High School in 2004...Went to Alvernia College in Reading, PA.
- Was the two-time Pennsylvania Athletic Conference Baseball Player of the Year in 2006 and 2007...Named the Division III National Player of the Year by the National Collegiate Baseball Writers Association.
- Following his junior season was ranked nationally in the top 10 in eight different categories including seventh in batting (.467), eighth in home runs (12) and second in slugging percentage (.883).

CAREER TRANSACTIONS

- Selected by the New York Mets in the fifth round of the 2007 First-Year Player Draft.

YEAR	TEAM	AVG	G	AB	R	H	2B	3B	HR	RBI	SH	SF	HBP	BB	SO	SB	CS	SLG	OBP	E
2007	Brooklyn (A)	.000	1	2	0	0	0	0	0	0	0	0	0	0	0	0	0	.000	.000	0
2008	Brooklyn (A)	.333	24	72	9	24	4	0	3	12	0	0	0	14	12	0	2	.514	.442	2
2009	St. Lucie (A)	.284	99	356	46	101	19	2	11	62	0	2	7	50	72	1	1	.441	.381	11
	Binghamton (AA)	.207	8	29	0	6	1	0	0	2	0	0	0	5	7	0	0	.241	.324	3
2010	GCL Mets (R)	.316	5	19	2	6	1	0	1	4	0	0	0	1	4	0	0	.526	.350	0
	St. Lucie (A)	.000	1	4	0	0	0	0	0	0	0	0	0	0	2	0	0	.000	.000	0
	Binghamton (AA)	.289	61	225	42	65	14	0	17	42	1	0	4	33	63	0	2	.578	.389	7
	Buffalo (AAA)	.300	5	20	3	6	4	0	1	9	0	0	0	2	3	0	0	.650	.364	1
2011	St. Lucie (A)#	.000	2	8	0	0	0	0	0	1	0	0	0	1	2	0	0	.000	.111	0
	Buffalo (AAA)	.295	61	220	38	65	12	0	11	31	0	0	3	27	70	0	0	.500	.380	5
2012	St. Lucie (A)#	.250	6	20	2	5	2	0	1	8	0	2	0	4	5	0	0	.500	.346	0
	Buffalo (AAA)	.299	72	244	34	73	16	1	10	35	1	2	5	42	75	0	0	.496	.410	4
	METS	.091	7	11	1	1	0	0	0	0	0	0	0	0	5	0	0	.091	.091	1
Minor League Totals		.288	345	1219	176	351	73	3	55	206	2	6	19	179	315	1	5	.488	.386	33
Major League Totals		.091	7	11	1	1	0	0	0	0	0	0	0	0	5	0	0	.091	.091	1

* - led league

- rehabilitation assignment

CAREER FIELDING

POS	G	PO	A	E	PCT.	TC	DP
1B	1	10	1	1	.917	12	0





SHAUN MARCUM

RIGHTHANDED PITCHER #38

HEIGHT: 6-0

BATS: Right

OPENING DAY AGE: 31

WEIGHT: 195

THROWS: Right

BIRTHDATE: December 14, 1981

BIRTHPLACE: Kansas City, MO

RESIDES: Excelsior, MO

MAJOR LEAGUE SERVICE TIME: 6 Years, 128 Days

SIGNED BY: Ty Nichols (Toronto)

HOW OBTAINED: Signed as a free agent on January 30, 2013

CONTRACT STATUS: Signed through 2013



2012

- Ranks 16th in winning percentage (.613) among active pitchers with at least 100 career starts.
- Has the majors' best road ERA (2.67) over the last two years.
- Made 21 starts, his lowest total since 2006 with Toronto.
- Produced 12 quality starts...Has 52 quality starts over the last three years.
- Was placed on the 15-Day Disabled List on June 23, retroactive to June 15, with right elbow tightness...Transferred to the 60-Day DL on July 29...Was reinstated from the DL on August 24 after making three rehabilitation starts at Wisconsin (A) of the Midwest League.
- Prior to going on the Disabled List, he was 5-3 with a 3.39 ERA (31 earned runs/82.1 innings) in 13 starts, making nine quality starts.
- Went 2-1 with a 4.32 ERA (20 earned runs/41.2 innings) in eight starts after coming off the DL.
- Went a season's best 7.2 innings in a no-decision at Kansas City on June 14...Gave up two earned runs on four hits.
- Hurlled 7.0 innings five other times and 6.0 innings, seven times.
- Had 109 strikeouts in 124.0 innings and average of 7.91 strikeouts per nine innings.
- Struck out a season-best nine in 7.0 innings at the Los Angeles Dodgers on May 28.
- In June, he was 2-0 with a 2.66 ERA in three games (six earned runs/20.1 innings).
- Opponents hit .245 (116-474) against him for the year.
- Righthanded batters compiled a .227 (54-238) average against him.

2011

- Produced a career-high 20 quality starts for the second straight year.
- His 13 victories tied a career-best...Also set career highs in starts and innings pitched.
- Held opponents to a .232 batting average against, which ranked eighth in the National League.
- His 2.21 road ERA was the best in the major leagues.
- From April 7-May 21, he recorded a career-high six-game winning streak over nine starts.
- Was named the National League's Co-Player of the Week, along with Arizona's Daniel Hudson, for the week of May 16-May 22...For the week, he was 2-0 with a 1.20 ERA.

SHAUN'S BESTS

WIN STREAK

6 games
4/7/11-5/21/11

LOSS STREAK

3 games
8/3/06-8/19/06

STRIKEOUTS, GAME

11 strikeouts
6/16/07, Toronto vs. Washington

LONGEST OUTING, STARTER

9.0 innings
8/16/10, Toronto vs. Cleveland

LONGEST OUTING, RELIEVER

3.0 innings
7/6/06, Toronto at Kansas City

MOST WALKS, GAME

5 walks
three times, last, 4/2/11, Milwaukee at Cincinnati

FEWEST WALKS, COMPLETE GAME

1 walk
8/16/10, Toronto at Oakland

SCORELESS STREAK

14.1 innings
5/3/07-5/19/07

LAST COMPLETE GAME

8/16/10, Toronto at Oakland (Win, 3-1)

LAST COMPLETE GAME SHUTOUT

None

FEWEST HITS, COMPLETE GAME

1 hit
8/16/10, Toronto at Oakland (Win, 3-1)



- Belted his first career home run, a grand slam, on July 4 vs. Arizona's Daniel Hudson...Was the only grand slam hit by a Brewer in 2011 and the second grand slam ever hit by a Milwaukee pitcher (Fred Talbot on July 9, 1969 vs. California.)

POSTSEASON: Made three starts during the post-season, going 0-3 with a 14.90 ERA (16 earned runs/9.2 innings).

2010

- Posted career highs in victories and strikeouts.
- Led the Blue Jays' starters in ERA (3.64).
- Held opponents to a .242 batting average against.
- Tied for fourth in the American League with 2.0 walks per nine innings.
- Made his first Opening Day start on April 5 at Texas and received a no-decision in Toronto's 5-4 loss...Took a no-hitter into the seventh inning which was broken up by a one-out single by Vladimir Guerrero.
- Fashioned a five-game winning streak in six starts from May 2-May 28.
- Struck out a season-high 10 batters in an 8-1 win over Cleveland on July 30.
- Pitched the first complete game of his career in a 3-1 victory on August 16 at Cleveland...Gave up one hit, one walk and five strikeouts...Took a no-hitter into the seventh inning before allowing a leadoff home run to Connor Jackson.
- Was traded to Milwaukee on December 6 in exchange for second baseman Brett Lawrie.

2009

- Did not pitch in the major leagues as he recovered from "Tommy John" surgery.
- Made five major league rehabilitation starts.
- Did not pitch after July 26 because of back soreness.

2008

- Held opponents to a .222 batting average against.
- Produced 15 quality starts during the year.
- Made his last start of the year September 16 vs. Baltimore, leaving the game in the third inning due to elbow soreness.
- Underwent "Tommy John" surgery on his right elbow on September 30.

2007

- Made his first 13 appearances for Toronto out of the bullpen.
- Picked up his first career save April 15 vs. Detroit.
- Moved into the starting rotation on May 13 vs. Tampa Bay and threw 6.0 hitless and shutout innings that day and received a no decision in the Blue Jays' 2-1 loss.
- Went 11-4 with a 3.91 ERA in his 25 starts.
- Recorded a career-high 11 strikeouts over 7.0 innings in a 7-3 victory on June 16 at Washington.
- From July 23-August 15, he put together a season-high five-game winning streak over five starts, posting a 2.14 ERA (eight earned runs/33.2 innings).
- Took a no-hitter into the seventh inning on August 10 at Kansas City before allowing a two-out single to Billy Butler.

2006

- Went 3-4 with a 5.06 ERA in 21 games (14 starts) over four tours of duty with Toronto.
- His first seven appearances with Blue Jays were out of the bullpen.
- Earned his first career victory July 23 vs. the Yankees...Allowed three earned runs and seven hits in 5.0 innings.
- Struck out 10 over 8.0 innings in a 5-0 victory vs. Boston on September 25...It was the first double-figure strikeout game of his career.

2005

- Went a combined 13-5 with a 4.26 ERA in 26 games between New Hampshire (AA) of the Eastern League and Syracuse (AAA) of the International League.
- His contract was selected by the Blue Jays on September 6.
- Did not allow a run in five relief outings with Toronto.

2004

- Was 10-6 with a 3.16 ERA in 25 starts between Charleston (A) of the South Atlantic League and Dunedin (A) of the Florida State League.

2003

- Had eight saves in 21 games in his first professional season with Auburn (A) of the New York Penn League.

BACKGROUND

- Shaun Marcum graduated from Excelsior Springs (MO) High School...Played baseball and football and was on the wrestling team.
- Pitched at the University of Missouri as a freshman before transferring to Southwest Missouri State in Springfield, MO., where he pitched and played shortstop.
- Is an avid fan and season-ticket holder of the Kansas City Chiefs.

CAREER TRANSACTIONS

- Selected by the Toronto Blue Jays in the third round of the 2003 First-Year Player Draft.
- On the 15-Day Disabled List, June 21-July 21, 2008, with right elbow soreness.
- On the 15-Day Disabled List, April 5-September 7, recovering from "Tommy John" surgery on his right elbow... Transferred to the 60-Day Disabled List on September 8-end of the season.
- On the 15-Day Disabled List, July 2-July 17, 2010, with a right elbow strain.
- Acquired by the Milwaukee Brewers in exchange for infielder Brett Lawrie on December 6, 2010.
- On the Bereavement List, April 19-April 21, when his father underwent heart surgery.
- On the 15-Day Disabled List, June 15-July 29, 2012, with right elbow tightness... Was transferred to the 60-Day Disabled List on July 29-August 24, 2012.
- Signed by the New York Mets as a free agent on January 30, 2013.

YEAR	TEAM	W-L	ERA	G	GS	CG	SHO	SV	IP	H	R	ER	HR	HB	BB	SO	WP	BK
2003	Auburn (A)	1-0	1.32	21	0	0	0	8	34.0	15	6	5	1	1	7	47	2	0
2004	Charleston (A)	7-4	3.19	13	13	1	1	0	79.0	64	32	28	7	0	16	83	1	0
	Dunedin (A)	3-2	3.12	12	12	0	0	0	69.1	74	30	24	6	3	4	72	0	0
2005	New Hampshire (AA)	7-1	2.53	9	9	1	1	0	53.1	44	15	15	5	2	10	40	1	0
	Syracuse (AAA)	6-4	5.21	17	17	0	0	0	96.2	109	58	56	17	3	18	81	2	0
	TORONTO (AL)	0-0	0.00	5	0	0	0	0	8.0	6	0	0	0	0	4	4	0	0
2006	Syracuse (AAA)	4-0	3.42	18	5	0	0	0	52.2	48	20	20	6	1	9	60	1	0
	TORONTO (AL)	3-4	5.06	21	14	0	0	0	78.1	87	44	44	14	4	38	65	1	0
2007	TORONTO (AL)	12-6	4.13	38	25	0	0	1	159.0	149	76	73	27	5	49	122	1	0
2008	Dunedin (A)#	0-0	0.00	1	1	0	0	0	4.0	0	0	0	0	0	0	6	1	0
	Syracuse (AAA)#	0-1	2.77	2	2	0	0	0	13.0	10	5	4	0	0	3	15	0	0
	TORONTO (AL)	9-7	3.39	25	25	0	0	0	151.1	126	60	57	21	8	50	123	3	0
2009	Dunedin (A)#	0-1	3.00	2	2	0	0	0	6.0	7	2	2	0	0	0	5	0	0
	New Hampshire (AA)#	0-1	1.17	2	2	0	0	0	7.2	8	5	1	1	0	2	8	0	0
	Las Vegas (AAA)#	0-0	4.50	1	1	0	0	0	2.0	2	1	1	0	0	1	0	0	0
2010	TORONTO (AL)	13-8	3.64	31	31	1	0	0	195.1	181	84	79	24	6	43	165	3	0
2011	MILWAUKEE (NL)	13-7	3.54	33	33	0	0	0	200.2	175	84	79	22	0	57	158	6	0
2012	Wisconsin (A)#	1-0	2.84	3	3	0	0	0	12.2	9	5	4	1	0	3	10	0	0
	MILWAUKEE (NL)	7-4	3.70	21	21	0	0	0	124.0	116	57	51	16	4	41	109	3	2
Minor League Totals		29-14	3.35	101	67	2	2	8	430.1	390	179	160	44	10	73	427	8	0
Major League Totals		57-36	3.76	174	149	1	0	1	916.2	840	405	383	124	27	282	746	17	2

* - led league

- rehabilitation assignment

DIVISION SERIES

YEAR	TEAM/OPPONENT	W-L	ERA	G	GS	CG	SHO	SV	IP	H	R	ER	HR	HB	BB	SO	WP	BK
2011	Milwaukee/Arizona	0-1	13.50	1	1	0	0	0	4.2	7	7	7	1	0	3	3	0	0

LEAGUE CHAMPIONSHIP SERIES

YEAR	TEAM/OPPONENT	W-L	ERA	G	GS	CG	SHO	SV	IP	H	R	ER	HR	HB	BB	SO	WP	BK
2011	Milwaukee/St. Louis	0-2	16.20	2	2	0	0	0	5.0	10	9	9	2	0	2	2	0	0

MAJOR LEAGUE HITTING TOTALS

YEAR	TEAM	AVG	G	AB	R	H	2B	3B	HR	RBI	SH	SF	HB	BB	SO	SB	CS	SLG	OBP	E
2012	Milwaukee	.105	22	38	1	4	1	0	0	1	3	3	0	0	14	0	0	.171	.132	1
Totals		.131	175	107	6	14	4	0	1	8	9	16	0	1	39	0	0	.401	.196	2

LAST HOME RUN—July 4, 2011, Milwaukee vs. Arizona (off Daniel Hudson, Grand Slam)

MOST HITS, GAME—1, 14 times, last, October 1, 2012 Milwaukee vs. San Diego

MOST RBI, GAME—4, July 4, 2011, Milwaukee vs. Arizona

CAREER FIELDING

POS	G	PO	A	E	PCT.	TC	DP
P	174	81	120	2	.990	203	11





CORY MAZZONI

RIGHTHANDED PITCHER #75

HEIGHT: 6-1 **WEIGHT:** 200
BATS: Right **THROWS:** Right
OPENING DAY AGE: 23 **BIRTHDATE:** October 19, 1989

BIRTHPLACE: Evans City, PA
RESIDES: Evans City, PA

MAJOR LEAGUE SERVICE TIME: 0 Years, 0 Days
SIGNED BY: Marlin McPhail
HOW OBTAINED: Mets second round pick in the 2011 First-Year Player Draft

CONTRACT STATUS: Signed through 2013



non roster invitee

2012

- Split the year between St. Lucie (A) of the Florida State League and Binghamton (AA) of the Eastern League.
- Joined Binghamton (AA) on June 20.
- Was on the Disabled List from July 19-July 26, with a right thumb laceration.
- With the two teams, he posted a 10-6 record with a 3.96 ERA in 26 games, all starts...Had two complete games and one shutout, both with Binghamton...In 144.1 innings, he allowed 154 hits, 73 runs, 63 earned, with 36 walks and 104 strikeouts.
- With St. Lucie, he was 5-0 with six no decisions in his first 11 starts...Lost his last outing in the FSL on June 9 vs. Charlotte.
- Pitched a season-best 7.0 innings to turn back Palm Beach on May 29...Allowed one run on three hits and struck out six.
- Went 4-1 with a 2.19 ERA in nine night games (12 earned runs/49.2 innings) for St. Lucie.
- Won his first start for Binghamton in the second game of a June 20 doubleheader at Akron...Hurled a 7.0-inning complete game with one unearned run, five hits, one walk and four strikeouts.
- In five games in July, he posted a 3-2 record with a 2.79 ERA...In 29.0 innings, he gave up 23 hits, nine runs, earned with six walks and 19 strikeouts.
- Had back-to-back wins in which he did not allow a run: July 7 vs. Altoona and July 13 vs. Erie (a complete game)...In a combined 14.0 innings, he allowed seven hits and two walks, while striking out seven.
- Pitched 7.0 innings six times, and 6.0 innings three times.

2011

- Began his professional career with Brooklyn (A) of the New York-Penn League.
- Promoted to St. Lucie (A) of the Florida State League on August 5.

BACKGROUND

- Cory M. Mazzoni graduated from Seneca (PA) Valley High School and attended North Carolina State University, where he played three years on the baseball team and was a sports management major.
- Enjoys hunting and fishing.

CAREER TRANSACTIONS

- Selected by the New York Mets in the second round of the 2011 First-Year Player Draft.

YEAR	TEAM	W-L	ERA	G	GS	CG	SHO	SV	IP	H	R	ER	HR	HB	BB	SO	WP	BK
2011	Brooklyn (A)	1-0	0.00	6	1	0	0	0	6.0	5	0	0	0	2	2	10	0	0
	St. Lucie (A)	1-1	2.57	6	0	0	0	0	7.0	7	4	2	1	0	1	8	1	0
2012	St. Lucie (A)	5-1	3.25	12	12	0	0	0	63.2	64	28	23	3	1	16	48	4	2
	Binghamton (AA)	5-5	4.46	14	14	2	1	0	80.2	90	45	40	9	2	20	56	4	2
Minor League Totals		12-7	3.72	38	27	2	1	0	157.1	166	77	65	13	5	39	122	9	4

* - led league

- rehabilitation assignment

**COLLIN McHUGH****RIGHTHANDED PITCHER #36** @Collin_McHugh**HEIGHT:** 6-2**BATS:** Right**OPENING DAY AGE:** 25**WEIGHT:** 195**THROWS:** Right**BIRTHDATE:** June 19, 1987**BIRTHPLACE:** Naperville, IL**RESIDES:** Atlanta, GA**MAJOR LEAGUE SERVICE TIME:** 0 Years, 42 Days**SIGNED BY:** Marlin McPhail**HOW OBTAINED:** Mets 18th round pick in the 2008 First-Year Player Draft**CONTRACT STATUS:** Signed through 2013**2012**

- The Mets selected his contract on August 23 from Buffalo (AAA) of the International League...Started the season with Binghamton (AA) of the Eastern League before he was promoted to the Bisons on June 15.
- Became the third Mets pitcher to throw at least 7.0 scoreless innings in his major league debut on August 23 vs. Colorado and the first since Masato Yoshii on April 5, 1998 vs. Pittsburgh...Yoshii threw 7.0 shutout innings in that game...Dick Rusteck threw a four-hitter on June 10, 1966 to beat the Cincinnati Reds, 5-0, at Shea.
- Fanned nine against the Rockies, the second-most in franchise history by a player in his first big league appearance...Teammate Matt Harvey had 11 strikeouts on July 26, 2012...The last player to throw at least 7.0 shutout innings and strike out nine or more in his major league debut, before McHugh to accomplished the feat was Aaron Harang for Oakland on May 25, 2002 vs. Tampa...The last pitcher to do it with two hits or less allowed was Milwaukee's Steve Woodard, who one-hit Toronto for 8.0 innings and struck out 12 on July 28, 1997.
- Tossed a career-high 3.0 innings in relief on September 20 vs. Philadelphia and allowed one run, earned, on three hits...In four relief appearances, he allowed nine hits, five runs, earned, with three strikeouts.
- Made 13 starts for Buffalo (AAA) of the International League, going 2-4 with a 3.42 ERA (28 earned runs/73.2 innings)...Struck out 70 batters, good for a 8.55 strikeout per nine innings ratio...Held hitters to a .216 average.
- In 12 starts the Binghamton (AA) of the Eastern League, from April 5-June 13, he was 5-5 with a 2.41 ERA (20 earned runs/74.2 innings)...Struck out 65...Pitched at least 5.0 innings in all but one of his 12 starts for Binghamton...Recorded seven quality starts...Held opponents to a .228 batting average...Allowed more than three runs in only one start.
- Went at least 6.0 innings in all six starts from May 3-June 6...Went 2-2 with a 2.57 ERA (12 earned runs/42.0 innings), 32 strikeouts and six walks in that span.
- Threw a season-high 8.0 innings vs. New Hampshire on May 28 in the B-Mets' 6-2 win...Allowed two runs, earned, and five hits to secure his fifth win of the season.
- Held righties to a .205 average (35-171) at Binghamton...In the 13 starts for Buffalo, righties hit .199 (30-151)... Conversely, lefties hit .267 (28-105) while he was with Binghamton and .236 (30-127) while with Buffalo.
- In his 12 starts for the B-Mets, he held hitters to a .196 (11-56) average with runners in scoring position, with only one extra-base hit...In Buffalo, batters hit .214 (12-56) with runners in scoring position...With two outs and runners in scoring position, batters went 0-20 at Binghamton and .185 (5-27) at Buffalo.

COLLIN'S BESTS**WIN STREAK**

None

LOSS STREAK

4 games

9/3/12-present

STRIKEOUTS, GAME

9 strikeouts

8/23/12, vs. Colorado

LONGEST OUTING, STARTER

7.0 innings

8/23/12, vs. Colorado

LONGEST OUTING, RELIEVER

3.0 innings

9/20/12, vs. Philadelphia

MOST WALKS, GAME

3 walks

9/25/12, vs. Pittsburgh

FEWEST WALKS, COMPLETE GAME

None

SCORELESS STREAK

7.0 innings

8/23/12

LAST COMPLETE GAME

None

LAST COMPLETE GAME SHUTOUT

None

FEWEST HITS, COMPLETE GAME

None



2011

- Split the season between St. Lucie (A) of the Florida State League and Binghamton (AA) of the Eastern League...Started the year with St. Lucie and made his B-Mets debut on May 31.
- Combined to win a career-high nine games between the two levels...Made 27 appearances, 22 starts.
- Threw a five-hitter to close out his season on September 1 at Erie...Struck out 11 and allowed one run to win, 2-1.
- Finished the season at Binghamton striking out better than a batter per inning (100 strikeouts/93.1 innings).

2010

- Spent the entire season with Savannah (A) of the South Atlantic League.
- Started the season in the rotation, moved to the bullpen and then reclaimed a starting spot on June 1...Made one relief appearance after that date.
- Won his last four decisions of the season, including 5.0 shutout innings of one-hit ball in his final start of the year on September 6.

2009

- Threw the only complete-game shutout of his career while spending the entire season at Brooklyn (A) of the New York Penn League...Went 5.0 innings on July 17 vs. Auburn in a 1-0 win.

2008

- Made his professional debut with Kingsport (R) of the Appalachian League.

BACKGROUND

- Collin Alexander McHugh graduated from Providence Christian Academy and attended Berry College in Mount Berry, Georgia.
- Became the first player to attend Berry College to reach the major leagues...He is the second player the Mets have taken from the school, joining Troy Fry, a 24th-round pick in 2003.

CAREER TRANSACTIONS

- Selected by the New York Mets in the 18th round of the 2008 First-Year Player Draft

YEAR	TEAM	W-L	ERA	G	GS	CG	SHO	SV	IP	H	R	ER	HR	HB	BB	SO	WP	BK
2008	Kingsport (R)	0-0	4.17	12	8	0	0	1	41.0	47	25	19	5	1	16	41	1	1
2009	Brooklyn (A)	8-2	2.76	14	14	1	1	0	75.0	61	25	23	1	5	21	79	3	0
2010	Savannah (A)	7-8	3.33	28	20	0	0	1	132.1	139	65	49	7	12	38	129	5	2
2011	St. Lucie (A)	1-2	6.31	9	6	0	0	1	35.2	47	27	25	3	1	14	39	2	2
	Binghamton (AA)	8-2	2.89	18	16	1	0	2	93.1	78	32	30	2	8	32	100	7	0
2012	Binghamton (AA)	5-5	2.41	12	12	0	0	0	74.2	63	21	20	4	5	17	65	6	0
	Buffalo (AAA)	2-4	3.42	13	13	0	0	0	73.2	60	32	28	8	2	29	70	2	0
	METS	0-4	7.59	8	4	0	0	0	21.1	27	21	18	5	2	8	17	0	0
Minor League Totals		31-23	3.32	106	89	2	1	5	525.2	495	227	194	30	34	167	523	26	5
Major League Totals		0-4	7.59	8	4	0	0	0	21.1	27	21	18	5	2	8	17	0	0

* - led league

- rehabilitation assignment

MAJOR LEAGUE HITTING TOTALS

YEAR	TEAM	AVG	G	AB	R	H	2B	3B	HR	RBI	SH	SF	HB	BB	SO	SB	CS	SLG	OBP	E
2012	METS	.000	8	4	0	0	0	0	0	0	0	0	0	0	2	0	0	.000	.000	0
Totals		.000	8	4	0	0	0	0	0	0	0	0	0	0	2	0	0	.000	.000	0

LAST HOME RUN—None

MOST HITS, GAME—None

MOST RBI, GAME—None

CAREER FIELDING

POS	G	PO	A	E	PCT.	TC	DP
P	8	0	3	0	1.000	3	1

**JENRRY MEJIA****RIGHTHANDED PITCHER #32** @JenrryMejia**HEIGHT:** 6-0**WEIGHT:** 204**BATS:** Right**THROWS:** Right**OPENING DAY AGE:** 23**BIRTHDATE:** October 11, 1989**BIRTHPLACE:** Tabara Ariba, Azua, Dominican Republic**RESIDES:** Santo Domingo, Dominican Republic**MAJOR LEAGUE SERVICE TIME:** 0 Years, 140 Days**SIGNED BY:** Ramon Pena, Ismael Cruz & Sandy Rosario**HOW OBTAINED:** Signed as a non-drafted free agent on April 4, 2007**CONTRACT STATUS:** Signed through 2013**2012**

- Pitched for St. Lucie (A) of the Florida State League, Binghamton (AA) of the Eastern League, and Buffalo (AAA) of the International League before being recalled by the Mets on September 4.
- Became the fourth Mets pitcher to earn his first career win this season, on September 24 at Citi Field when the Mets beat the Pittsburgh Pirates, 6-2...Started and hurled 5.0 scoreless innings with four strikeouts...Joined Matt Harvey, Jeremy Hefner and Josh Edgin as the other Mets who earned their first career win in 2012.
- Made three starts in 2012: September 15 at Milwaukee, September 24 vs. Pittsburgh and September 30 at Atlanta...Went 1-2 with a 6.23 ERA (nine earned runs/13.0 innings)...Pitched a career high-tying 5.0 innings twice in those three starts (September 24 vs. Pittsburgh and September 30 at Atlanta).
- In two relief appearances, he went 0-0 with a 3.00 ERA (one earned run/3.0 innings)...Allowed four hits and recorded one strikeout...Threw 2.0 innings of relief in the Mets' 3-0 loss on September 7 vs. Atlanta...The 2.0 innings match his career-high for relief innings pitched, done twice previously.
- Established a career-high with four strikeouts on September 24 vs. Pittsburgh...His previous high was two, done six times previously, last on September 10, 2010 vs. Philadelphia.
- Started 10 games for Buffalo and went 2-3 with a 2.75 ERA (16 earned runs/52.1 innings)...Held batters to a .245 (48-196) batting average...Struck out a season-high six in his start against Scranton-Wilkes Barre on August 22...Walked more than three batters once in those 10 starts.
- Made 16 relief appearances for Buffalo (AAA)...Went 1-1 with a 5.48 ERA (13 earned runs/21.1 innings)...His most recent relief appearance occurred on July 2 at Louisville...Pitched 1.1 scoreless innings, allowing one hit...Opposing batters hit .303 (27-89) in those 16 appearances.
- In two starts for Binghamton (AA), he went 0-0 with a 5.63 ERA (five earned runs/8.0 innings)...Opponents hit .344 (11-32)...Struck out eight batters in those 8.0 innings.
- Was 1-0 with a 2.45 ERA (three earned runs/11.0 innings) and eight strikeouts for St. Lucie (A), in two games, both starts...Held hitters to a .184 (7-38) average, surrendering only one home run.
- Struck out a season-high seven batters in his start on May 14 vs. Bradenton.
- In 30 combined games, 14 starts between St. Lucie (A), Binghamton (AA) and Buffalo (AAA), he went 4-4 with a 3.59 ERA (37 earned runs/92.2 innings) with 55 strikeouts.

JENRRY'S BESTS**WIN STREAK****1 game**

9/24/12

LOSS STREAK**5 games**

4/14/10-9/15/12

STRIKEOUTS, GAME**4 strikeouts**

9/24/12, vs. Pittsburgh

LONGEST OUTING, STARTER**5.0 innings**

three times, last, 9/30/12 at Atlanta

LONGEST OUTING, RELIEVER**2.0 innings**

three times, last, 9/7/12, vs. Atlanta

MOST WALKS, GAME**5 walks**

9/15/12, at Milwaukee

FEWEST WALKS, COMPLETE GAME**None****SCORELESS STREAK****9.1 innings**

4/16/10-5/8/10

LAST COMPLETE GAME**None****LAST COMPLETE GAME SHUTOUT****None****FEWEST HITS, COMPLETE GAME****None**

2011

- Made five starts for Buffalo (AAA) of the International League before arm surgery cut his season short.
- Started the year by tossing 12.2 scoreless innings over two starts...Went 1-0 with 11 strikeouts in that span.
- Examined by Mets Medical Director David Altchek on May 2 and found to have a complete MCL tear of the right elbow.
- Underwent "Tommy John" surgery on May 16, performed by Dr. Altchek at the Hospital for Special Surgery in Manhattan.

2010

- Made the Mets' 25-man roster out of Spring Training and made 30 appearances as a reliever before he was optioned to Binghamton (AA) of the Eastern League on June 20.
- Began the year on the Opening Day roster...At the time, Mejia was the youngest player in the majors and the youngest pitcher to appear on the Mets Opening Day roster since Dwight Gooden in 1984.
- Returned to New York on September 1 and had three starts, losing two of the three decisions.
- Left his last start of the year vs. the Pirates on September 15 after 2.1 scoreless innings...An MRI revealed that he had a rhomboid strain of the right shoulder blade...Did not pitch again the rest of the season.
- Made his first major league career start on September 4 at Chicago (NL) as a 20-year-old and became the youngest Met to start a game since Dwight Gooden pitched at the age of 20 in 1985...Became the fifth Met player to start as a 20-year old and the seventh to start at 20 or younger...Along with Gooden, who made starts as a 19-year-old and a 20-year-old, the others who accomplished the feat were Tug McGraw (20), nine starts, 1965; Rob Gardner (20), four starts, 1965; Bill Hepler (20), four starts, 1966; Jerry Hinsley (19), two starts, 1964 and Nolan Ryan (19), one start, 1966.
- Put together a career-high 9.1-inning scoreless streak from April 16-May 9, a span of nine games...Struck out seven and allowed seven hits with five walks during the streak.
- Collected his first major league hit on September 10 vs. Philadelphia off Roy Halladay.
- With the Mets, lefthanded batters hit .203 (12-59) against him, while righthanded hitters had a .340 (34-100) average.
- Was 0-2 with a 3.25 ERA in 30 relief outings (10 earned runs/27.2 innings) and 0-2 with a 7.94 ERA in three starts (10 earned runs/11.1 innings).
- Left his June 27 start for Binghamton vs. Akron after 1.0 inning because of a right shoulder strain.
- Placed on the minor league Disabled List on June 29.
- Made two rehabilitation starts, one for the Gulf Coast Mets (one earned run/3.0 innings) on July 28 and one for the St. Lucie Mets (no runs/4.0 innings) on August 2.
- Joined Buffalo for one start vs. Syracuse on August 30.
- In all, he made eight starts at three different levels after being optioned to Binghamton on June 20...Went a combined 2-0 with a 1.41 ERA (six earned runs/38.1 innings) and allowed 28 hits with 16 walks...Struck out 38 and permitted only one home run.

2009

- Split the season between St. Lucie (A) of the Florida State League and Binghamton (AA) of the Eastern League.
- Was the youngest pitcher in Double-A when he joined the B-Mets for his debut on June 3.
- Placed on the Disabled List from July 3-August 12, with a strain of the middle finger on his right hand.
- Named to FSL's mid-season All-Star team.
- Made six starts with Surprise of the Arizona Fall League and went 1-3 with a 12.56 ERA.

2008

- Was the second youngest player in the New York-Penn League.
- Was fourth in the New York-Penn League in opponents batting average (.209), first in shutouts and second in complete games.

BACKGROUND

- Jenrry Manuel Mejia signed his first professional contract in 2007.

CAREER TRANSACTIONS

- Signed by the New York Mets as a non-drafted free agent on April 4, 2007.

YEAR	TEAM	W-L	ERA	G	GS	CG	SHO	SV	IP	H	R	ER	HR	HB	BB	SO	WP	BK
2007	DSL Mets (R)	2-3	2.47	14	7	0	0	1	43.2	24	17	12	0	3	27	47	7	1
2008	GCL Mets (R)	2-0	0.60	3	3	1	1	0	15.0	9	1	1	0	0	3	15	0	0
	Brooklyn (A)	3-2	3.49	11	11	0	0	0	56.2	42	22	22	4	1	23	52	3	0
2009	St. Lucie (A)	4-1	1.97	9	9	0	0	0	50.1	41	18	11	0	2	16	44	2	1
	Binghamton (AA)	0-5	4.47	10	10	0	0	0	44.1	44	28	22	2	4	23	47	2	0
2010	METS	0-4	4.62	33	3	0	0	0	39.0	46	21	20	3	3	20	22	7	0
	GCL Mets (R)#	0-0	3.00	1	1	0	0	0	3.0	4	1	1	0	0	1	3	0	0
	St. Lucie (A)#	0-0	0.00	1	1	0	0	0	4.0	1	0	0	0	0	0	7	1	0
	Binghamton (AA)	2-0	1.32	6	6	1	1	0	27.1	19	5	4	0	0	14	26	1	0
	Buffalo (AAA)	0-0	1.13	1	1	0	0	0	8.0	5	1	1	1	1	1	9	0	0
2011	Buffalo (AAA)	1-2	2.86	5	5	0	0	0	28.1	16	10	9	1	2	14	21	0	0
2012	St. Lucie (A)	1-0	2.45	2	2	0	0	0	11.0	7	3	3	1	0	2	8	0	0
	Binghamton (AA)	0-0	5.63	2	2	0	0	0	8.0	11	5	5	1	0	3	8	1	0
	Buffalo (AAA)	3-4	3.54	26	10	0	0	0	73.2	75	38	29	4	1	24	39	6	0
	METS	1-2	5.63	5	3	0	0	0	16.0	20	10	10	2	0	9	8	1	0
Minor League Totals		18-17	2.89	91	68	2	2	1	373.1	298	149	120	14	14	151	326	23	2
Major League Totals		1-6	4.91	38	6	0	0	0	55.0	66	31	30	5	3	29	30	8	0

* - led league

- rehabilitation assignment

MAJOR LEAGUE HITTING TOTALS

YEAR	TEAM	AVG.	G	AB	R	H	2B	3B	HR	RBI	SH	SF	HBP	BB	SO	SB	CS	SLG	OBP	E
2012	METS	.000	5	3	0	0	0	0	0	1	2	0	0	0	2	0	0	.000	.000	1
Career Totals		.167	38	6	1	1	0	0	0	1	0	0	0	0	3	0	0	.167	.167	1

LAST HOME RUN—None

MOST HITS, GAME—I, September 10, 2010 vs. Philadelphia

MOST RBI, GAME—None

CAREER FIELDING

POS	G	PO	A	E	PCT.	TC	DP
P	38	6	8	1	.933	15	0

TWO WINS, ONE DAY

Only three pitchers in Mets history—Craig Anderson, Willard Hunter and Jesse Orosco—have won both ends of a doubleheader. Anderson did it on May 12, 1962, beating the Braves at the Polo Grounds, 3-2 and 8-7, with a combined three innings of shutout relief. Hunter accomplished the feat on August 23, 1964 at Shea when 1.2 innings of hitless relief earned him 2-1 and 5-4 wins over Chicago. Orosco joined the group on July 31, 1983 at Shea when he held the Pirates scoreless over a total of five relief innings en route to a pair of 12-inning wins, 7-6 and 1-0. John Franco earned a save and a win (respectively) in a July 30, 1996 doubleheader vs. the Pirates at Shea.





RAFAEL MONTERO

RIGHTHANDED PITCHER #74

HEIGHT: 6-0 **WEIGHT:** 185
BATS: Right **THROWS:** Right
OPENING DAY AGE: 22 **BIRTHDATE:** October 17, 1990

BIRTHPLACE: Higuerita, Banica, Dominican Republic
RESIDES: Santo Domingo, Dominican Republic

MAJOR LEAGUE SERVICE TIME: 0 Years, 0 Days
SIGNED BY: Rafael Perez, Ismael Cruz and Gerardo Cabrera
HOW OBTAINED: Signed as a non-drafted free agent on January 20, 2011

CONTRACT STATUS: Signed through 2013



non roster invitee

2012

- Named the Sterling Pitcher of the Year...Finished fourth in the organization with a 2.36 ERA and third with 11 wins...Walked 19 batters the entire season, or four percent of the batters he faced.
- Began the season with Savannah (A) of the South Atlantic League, promoted to St. Lucie (A) of the Florida State League on June 21.
- Named the Florida State League Pitcher of the Week on August 13 after taking a no-hitter into the eighth inning on August 7 at Palm Beach.
- Placed on the Disabled List from August 10th until the end of the year with a right ankle contusion.
- His combined record with Savannah and St. Lucie was 11-5 with a 2.36 ERA in 20 games, all starts...In 122.0 innings, he gave up 96 hits, 37 runs, 32 earned, with 19 walks and 110 strikeouts.
- At Savannah, opponents hit .223 against him (61-274), while at St. Lucie, teams batted .196 against him (35-179).
- In seven starts in May and June at Savannah, he was 4-2 with a 1.85 ERA (nine earned runs in 43.2 innings).
- Went a season-high eight innings to turn back Greensboro on June 1...Allowed no runs on four hits with no walks and six strikeouts.
- Also went seven innings once and six innings five times.
- Won his last three starts for St. Lucie from July 24-August 7...Went 19.1 innings over that stretch he gave up 13 hits, five runs, and four earned with an ERA of 1.86.
- Struck out 14 in 6.0 innings in a victory at Clearwater on July 31st.
- Fanned 10 in 6.0 innings at Brevard County on July 17th.
- Pitched at least 6.0 innings in seven of his 12 starts for Savannah.

2011

- Won the Sterling Award emblematic of Most Valuable Player on his Gulf Coast (R) team.
- Also combined to go 3-1 in six games (four starts) at Kingsport (R) of the Appalachian (R) and Brooklyn (A) of the New York-Penn League.

BACKGROUND

- Rafael Montero played baseball at Francisco Sergio Castillo High School.

CAREER TRANSACTIONS

- Signed by the New York Mets as a non-drafted free agent on January 20, 2011

YEAR	TEAM	W-L	ERA	G	GS	CG	SHO	SV	IP	H	R	ER	HR	HB	BB	SO	WP	BK
2011	DSL Mets1 (R)	1-1	1.00	4	4	0	0	0	18.0	7	2	2	1	0	0	20	1	0
	GCL Mets (R)	1-2	1.45	7	4	0	0	1	31.0	28	11	5	0	5	6	32	2	0
	Kingsport (R)	2-1	4.24	4	4	0	0	0	17.0	17	8	8	2	0	6	9	1	0
	Brooklyn (A)	1-0	3.60	2	0	0	0	0	5.0	3	2	2	1	0	1	5	0	0
2012	Savannah (A)	6-3	2.52	12	12	0	0	0	71.1	61	24	20	4	1	8	54	2	1
	St. Lucie (A)	5-2	2.13	8	8	1	0	0	50.2	35	13	12	2	2	11	56	0	1
Minor League Totals		16-9	2.29	37	32	1	0	1	193.0	151	60	49	10	8	32	176	6	2

* - led league

- rehabilitation assignment



**DANIEL MURPHY**
INFIELDER #28**HEIGHT:** 6-2**BATS:** Left**OPENING DAY AGE:** 28**BIRTHPLACE:** Jacksonville, FL**RESIDES:** Jacksonville, FL**WEIGHT:** 206**THROWS:** Right**BIRTHDATE:** April 1, 1985**MAJOR LEAGUE SERVICE TIME:** 3 Years, 109 Days**SIGNED BY:** Steve Barningham**HOW OBTAINED:** Selected in the 13th round of the 2006 First-Year Player Draft**CONTRACT STATUS:** Signed through 2013**2012**

- Set career-highs in games played, at-bats, runs, hits, doubles, RBI and stolen bases.
- Became the seventh Mets player in franchise history to record a 40-double season...David Wright has five, Edgardo Alfonzo has two, and Carlos Beltran, Bernard Gilkey, Gregg Jefferies and Howard Johnson each have one...His 40 doubles were the seventh most in the National League.
- Hit .322 (88-273) at home, 10th-best in the NL...Finished third in the NL with a .338 day batting average.
- Hit in a career-best 11 straight games, May 4-May 15...Hit .455 (20-44) with seven RBI during the run.
- Hit his first two home runs of the season on June 27 at Chicago (NL) (off Jeff Samardzija, Casey Coleman)...It was his first career multi-home run game, snapping a string of 352 at-bats, dating to July 16, 2011, without a home run...The last player to end a homerless streak as long as Murphy's with a multi-home run game was San Diego's Chris Gomez on June 1, 1998 (374 at-bats).
- Drove in a career high-tying five runs on June 29 at Los Angeles (NL)...Finished 2-5 with a home run in the Mets' 9-0 win...Also drove in four runs on June 27 at Chicago (NL) and July 3 vs. Philadelphia.
- Hit five of his six home runs on the road...Hit his first Citi Field home run since July 16, 2011 on August 7 vs. Miami (off Wade LeBlanc)...Snapped a string of 221 home at-bats without a Citi Field home run.
- Tied his career-high with four hits in consecutive starts: July 20 and July 22 vs. Los Angeles (NL)...Finished with five, four-hit games, tied for the second-most in the majors...Pittsburgh Andrew McCutchen had six games of at least four hits to lead the majors...The only Mets player in history with more than five games of at least four hits was Keith Hernandez, who had seven in 1985.
- Single home the winning run with no outs in the ninth inning on April 9 vs. Washington...It was Murphy's second career walk-off game-winner; his first was on August 16, 2009 (also a single).
- Walked a career-best three times on April 14 at Philadelphia...Tied that mark on August 1 at San Francisco.
- Snapped a 0-19 skid with a fifth-inning single on June 7 at Washington.
- Had four RBI three separate times over a six-game span from June 27-July 3...Became the first player in team history to drive in four runs three separate times in a six-game span.
- Was sixth in the NL in batting average (.360) in July and was tied for second in the NL with 11 doubles for the month.

DANIEL'S BESTS**HITS, GAME****4 hits**

6 times, last, 8/4/12 at San Diego

HOME RUNS, GAME**2 home runs**

6/27/12 at Chicago-NL

MULTI-HOME RUN GAMES**1 multi-home run game**

1 two-home run game

LEADOFF HOME RUNS**None****INSIDE-THE-PARK HOME RUNS****None****WALK-OFF HOME RUNS****None****PINCH-HIT HOME RUNS****3 pinch-hit home runs**

last, 4/27/11 at Washington (Tyler Clippard)

RBI, GAME**5 RBI**

5/27/09 vs. Washington

STOLEN BASES, GAME**1 stolen base**

19 times, last, 9/27/12 vs. Pittsburgh

HITTING STREAK**11 games**

5/4/12-5/15/12

GRAND SLAMS**None**

- Hit .523 (23-44) at home in July, the highest home batting average in team history for a calendar month...The previous mark was held by Darryl Hamilton who batted .486 (18-37) at home in August, 1999...The last major leaguer to hit over .500 (min. 40 plate appearances) at home was Cleveland's Jamey Carroll (.525) in June, 2008.
- Did not fan on August 31 to snap a career-high 11-game skid with a strikeout (13 total), August 18-August 30.
- Hit a home run on September 3, his first extra-base hit since August 7 (also a home run).
- Collected his 39th double on September 28 at Atlanta to set his career-high total and surpass his 2009 mark...Also doubled on September 30 to finish with his 40 doubles.

2011

- Hit a career-best .320, but his season was cut short after he suffered a sprain of the medial collateral ligament of his left knee on August 7 vs. Atlanta.
- At the time of his injury, was among the league leaders in several categories...Ranked sixth in the majors in batting average, tied for fifth in the National League in doubles, fifth with a .364 (40-110) batting average with runners in scoring position...Hit .446 (25-56) in the first inning, second-best in the majors.
- Over 69 games, from May 21 until the day of his injury, he hit .360 (96-267), the second-best average in the major leagues...Only Boston's Adrian Gonzalez was better (.362).
- Collected multiple hits in a career-high four consecutive games three times during the season: May 29-June 1 (10-18, .556); June 26-June 30 (9-19, .474); July 24-July 27 (.647, 11-17).
- Collected a career-best four hits (two doubles, two singles) on July 27 at Cincinnati in an 8-2 win.
- Made starts at first base (46), second base (19) and third base (25)...Also appeared in a game in leftfield.
- Scored a career-best three runs on July 28 at Cincinnati, a 10-9 victory.
- Drove in a season-best four runs on June 29 at Detroit, a 16-9 win.
- Made his first career start at second base on April 3 at Florida.
- Hit a game-tying, pinch-hit home run in the eighth off Tyler Clippard on April 27 at Washington, a 6-3 win...It was his third career pinch-hit home run...Added a two-run double in the ninth inning.
- Scored two runs in three consecutive games from June 25-June 28...It was the longest such streak of his career.
- Had a season-best nine-game hitting streak from July 24-August 1...Hit .474 (18-38) during that span.

2010

- His season was cut short by two separate injuries.
- On April 5, he was placed on the 15-Day Disabled List, retroactive to March 31, with a Grade One strain of the medial collateral ligament in his right knee...Injured the knee while running the bases in an exhibition game against the St. Louis Cardinals in Port St. Lucie on March 30.
- His year came to an end during a major league rehabilitation game for Buffalo (AAA) of the International League against Syracuse on June 2...Sustained a high grade MCL tear of the right knee in a collision play, while at second base, with the Chiefs' Leonard Davis...Missed the final 90 games of the season.
- Originally activated from the DL on May 21.
- Appeared in 28 games with Aguilas Cibaenas of the Dominican Winter League...Made starts at second base (19), third base (4) and first base (3)...Hit .320 (33-103) with nine runs scored, six doubles, four home runs and 22 RBI.

2009

- Finished 12th in the National League in doubles...Had 19 doubles in his last 42 games.
- Led the Mets in home runs and games played.
- Made 97 starts at first base and 27 in leftfield.
- Batted .345 (19-55) with 21 RBI with runners in scoring position and two outs.
- Made the Mets Opening Day Roster for the first time in his career...Hit a home run on Opening Day, April 6 at Cincinnati off Aaron Harang.
- Batted third in the Mets order on April 29...It was the first time in his major league career that he batted third...Went 1-3 with his first stolen base of the year.
- Hit leadoff for the first time in his major league career on May 22 at Boston...Went 0-3 with a walk...Hit fourth in the order on July 25 at Houston...Hit in all nine spots in the batting order during the season.
- Made his first career start at first base on May 20 at Los Angeles (NL)...Appeared in 13 games at first base with Binghamton (AA) of the Eastern League during the 2008 season.
- Established a career-high with five RBI on May 27 vs. Washington.
- Collected the first walk-off hit of his career, August 16 vs. San Francisco...His RBI single in the bottom of the ninth inning scored Jeff Francoeur to give the Mets a 3-2 win over the Giants...It was his sixth game-winning RBI of the year.
- Had a career-high 10-game hitting streak from August 15-August 24...Batted .366 (15-41) with six doubles, one triple, and four RBI over that stretch...His previous high was a nine-game span from April 27-May 8.
- Tied his career high with three hits eight times: April 10 at Florida, April 19 vs. Milwaukee, May 27 vs. Washington, June 17 at Baltimore, June 19 vs. Tampa, August 23 vs. Philadelphia, September 6 vs. Chicago and September 17 at Atlanta.
- Hit his second career pinch-hit home run, October 2 vs. Houston (off Doug Brocail).

2008

- His contract was selected from New Orleans (AAA) of the Pacific Coast League on August 2...Made his major league debut that evening in Houston, going 1-4 with a run scored, while collecting an outfield assist...Collected his first hit in his first at-bat, a single off Roy Oswalt.
- Made his first start at Shea on August 5 vs. San Diego...Picked up his first RBI and extra-base hit with a double in the seventh inning.
- Was hitting .500 (10-20) after the games of August 9...Only four players who made their major league debut with the Mets were hitting .500 in as many at-bats into their career: Gregg Jefferies (24 at-bats), Ty Wigginton (22 at-bats), Mike Vail (20 at-bats) and Alex Ochoa (20 at-bats).
- Collected his 30th hit in the major leagues on September 5 vs. Philadelphia in his 81st at-bat...The only player in franchise history who required fewer at-bats to record 30 hits was Gregg Jefferies (74 at-bats) in 1988.
- Hit his first major league home run pinch-hitting on August 9 vs. Florida (off Renyel Pinto)...Became the first Met to connect on his first major league home run as a pinch-hitter since Mike Jacobs accomplished the feat on August 21, 2005 vs. Washington.
- Made 30 starts in leftfield.
- Became the fifth non-pitcher from the 2006 draft to appear in a major league game...The others were the Giants' Emmanuel Buris and Brian Bocock, the Rangers' Chris Davis, and the Rays' Evan Longoria.
- Was named to the 2008 Eastern League All-Star team...Went 1-2 as the Northern Division's starting third baseman.
- Named to the Eastern League's postseason All-Star team.
- Was the Sterling Award Organizational Co-Player of the Year with Nick Evans.
- Named to the Arizona Fall League's Top Prospects team.

2007

- Was named the Sterling Award winner for the St. Lucie Mets (A) of the Florida State League, emblematic of the team's Most Valuable Player.

BACKGROUND

- Daniel T. Murphy graduated from Englewood High School (FL) in 2003...Hit .395 during his senior year.
- Earned All-Gateway honors as a senior, junior and sophomore in high school...Also was a four year letter winner for the Englewood Swim team.
- Named the 2006 Atlantic Sun Player of the Year and was named First Team All-Conference after finishing second in the A-Sun with a .398 batting average and 55 RBI while playing for Jacksonville University.
- During his sophomore season, he hit .410 during conference play to lead the Dolphins.
- Finished his freshman season (2004) with a .377 average to lead the team.
- Received the Thurman Rising Star Award at the Thurman Munson Awards Dinner on January 31, 2012.
- Appeared on the ABC television show "Extreme Makeover: Home Edition A Veterans Day Special" on November 11, 2011...Joined Shane Victorino and Clay Buchholz to shine a light on heartwarming military stories.
- His brother, Jonathan, is an outfielder in Minnesota's system.

CAREER TRANSACTIONS

- Selected by the New York Mets in the 13th round of the 2006 First-Year Player Draft.
- On the 15-Day Disabled List, April 5 (retroactive to March 31)-May 21, 2010, with a Grade One strain of the medial collateral ligament in his right knee.
- On the 15-Day Disabled List, August 8, 2011-end of the season, with a sprain of the medial collateral ligament of his left knee.



MURPHY, DANIEL

YEAR	TEAM	AVG	G	AB	R	H	2B	3B	HR	RBI	SH	SF	HBP	BB	SO	SB	CS	SLG	OBP	E
2006	GCL Mets (R)	.056	8	18	2	1	0	0	0	0	0	0	0	4	3	0	0	.056	.227	0
	Kingsport (R)	.273	9	33	2	9	0	0	2	7	0	0	0	4	1	0	0	.455	.351	0
	Brooklyn (A)	.241	8	29	2	7	1	0	0	3	0	1	0	4	3	0	0	.276	.324	0
2007	St. Lucie (A)	.285	*135	502	68	143	34	3	11	78	0	11	4	42	61	6	3	.430	.338	35
2008	Brooklyn (A)	.500	3	14	1	7	0	0	0	2	0	0	0	0	2	0	0	.500	.500	0
	Binghamton (AA)	.308	95	357	56	110	26	1	13	67	1	7	3	39	46	14	5	.496	.374	19
	New Orleans (AAA)	.250	1	4	2	1	0	0	0	0	0	0	0	1	0	0	0	.250	.400	1
	METS	.313	49	131	24	41	9	3	2	17	0	1	1	18	28	0	2	.473	.397	2
2009	METS	.266	155	508	60	135	38	4	12	63	4	6	0	38	69	4	2	.427	.313	13
2010	St. Lucie (A)	.727	3	11	2	8	1	0	1	6	0	0	0	2	0	0	0	1.091	.769	0
	Buffalo (AAA)	.294	8	34	4	10	3	0	1	8	0	0	0	1	2	1	0	.471	.314	1
2011	METS	.320	109	391	49	125	28	2	6	49	3	2	3	24	42	5	5	.448	.362	10
2012	METS	.291	156	571	62	166	40	3	6	65	0	4	1	36	82	10	2	.403	.332	15
Minor League Totals		.295	270	1002	139	296	65	4	28	171	1	19	7	97	118	21	8	.452	.356	56
Major League Totals		.292	469	1601	195	467	115	12	26	194	7	13	5	116	221	19	11	.427	.339	40

* - led league

- rehabilitation assignment

CAREER FIELDING

POS	G	PO	A	E	PCT.	TC	DP
1B	165	1255	114	14	.990	1383	122
2B	162	264	380	17	.974	661	74
3B	28	13	43	4	.933	60	4
OF	60	107	2	5	.956	114	2

NINE FOR NINE

The Mets' club record for the most hits in consecutive official at-bats is nine, first set by Jose Vizcaino in 1996 and then tied by John Olerud in 1999...Vizcaino's streak began on April 23 with a double against the Reds at Shea...In Jose's next plate appearance, he sacrificed...After that, he hit two singles, a double, two more singles, another double, a single, a triple and then struck out in the ninth inning against Jeff Parrett to end the streak on April 25 at St. Louis.

In 1999, Olerud tied the club record with nine consecutive hits, from his final at-bat on September 16 at Houston to September 20 vs. Florida. The streak came to an end when he grounded to second in the third inning of the Mets' September 22 contest vs. Montreal.

Olerud tied a National League record with his first-inning walk on September 22 vs. Montreal. John tied a NL record, reaching base 15 straight times dating back to a single in his final at-bat on September 16th at Houston. Barry Bonds reached base 15 straight times from August 31-September 4, 2004 (9-9 with six walks).



JONATHON NIESE

LEFTHANDED PITCHER #49

HEIGHT: 6-4

BATS: Left

OPENING DAY AGE: 26

BIRTHPLACE: Lima, OH

RESIDES: Defiance, OH

WEIGHT: 217

THROWS: Left

BIRTHDATE: October 27, 1986

MAJOR LEAGUE SERVICE TIME: 3 Years, 107 Days

SIGNED BY: Erwin Bryant

HOW OBTAINED: Selected in the seventh round of the 2005 First-Year Player Draft

CONTRACT STATUS: Signed through 2016



2012

- Finished the year with a career-high 13 wins...His previous best was 11 wins set in 2011...Also posted career-highs in innings pitched and strikeouts... Ranked 14th in the NL with a 3.40 ERA.
- Tossed eight straight quality starts to end the season and had 22 on the year...He was tied for eighth in the National League with his 22 quality starts.
- Went 7-4 in 15 road starts...Ranked seventh in the NL with a 3.04 (31 earned runs/91.2 innings) road ERA.
- Won his final three starts...During that stretch, he posted a 2.79 ERA (six earned runs/19.1 innings) with 15 strikeouts.
- Went a franchise record 17 straight starts from June 3-September 7, where he pitched 6.0 or more innings and walked two or fewer batters...The previous record was 12, held by Pedro Martinez in 2005.
- Became the seventh pitcher in franchise history to throw at least 7.0 innings and not walk a batter in three straight starts from July 8-July 22...The last Mets pitcher to do so was Tom Glavine in 2005...The last major league pitcher to do that was Cliff Lee, who did it in four straight starts in June, 2010.
- Tossed 25.0 innings without a walk from July 3-July 27, the longest streak by a Mets pitcher since 2011, when Mike Pelfrey went 25.0 innings without a base-on-balls from June 2-June 24.
- Had a career-high 14.1 scoreless innings from August 12-August 24.
- On June 3 vs. St. Louis, established a new career-high in strikeouts with 10...His previous high was eight, done four previous times, most recently on June 9, 2011 at Milwaukee...The last Mets pitcher to strikeout double-digits vs. the Cardinals in a regular season game was David Cone on June 26, 1992 at St. Louis (12 strikeouts).
- Gave up a home run in nine of his final 15 starts, dating to July 3...Gave up a career-high 22 home runs...His previous high was 20 in 2010...Surrendered a career-high four home runs in his start on May 18 at Toronto.
- Was 3-1 with a 1.89 ERA (seven earned runs/33.1 innings) in five June starts.
- When pitching on regular four days rest he went 4-4 with a 5.49 (37 earned runs/60.2 innings) in 10 starts...When he had an extra day of rest, he was 5-4 with a 2.56 ERA (24 earned runs/84.1 innings) and on two or more days rest he went 4-1 with a 2.35 ERA (11 earned runs/45.1 innings).
- Pitched at least 6.0 innings in 20 straight starts to end the season...The stretch began on June 3...Hurled 7.0 or more innings in 12 of his final 19 starts.

JONATHON'S BESTS

WIN STREAK

5 games
6/5/10-7/2/10

LOSS STREAK

6 games
9/12/10-4/19/11

STRIKESOUTS, GAME

10 strikeouts
6/3/12 vs. St. Louis

DOUBLE-DIGIT STRIKEOUT GAMES

1 game
10 strikeouts, 6/3/12 vs. St. Louis

LONGEST OUTING

9.0 innings
6/10/10 vs. San Diego (Game Two)

MOST WALKS, GAME

6 walks
9/22/10 at Florida

FEWEST WALKS, COMPLETE GAME

0 walks
6/10/10 vs. San Diego (Game Two)

SCORELESS STREAK

14.1 innings
8/12/12-8/24/12

LAST COMPLETE GAME

8/21/10 at Pittsburgh (5.0 innings)
(Won, 5-1)

LAST COMPLETE-GAME SHUTOUT

6/10/10 vs. San Diego (Game Two)
(Won, 3-0)

LAST NINE-INNING COMPLETE GAME

6/10/10 vs. San Diego (Game Two)
(Won, 3-0)

FEWEST HITS, COMPLETE GAME

1 hit
6/10/10 vs. San Diego (Game Two)

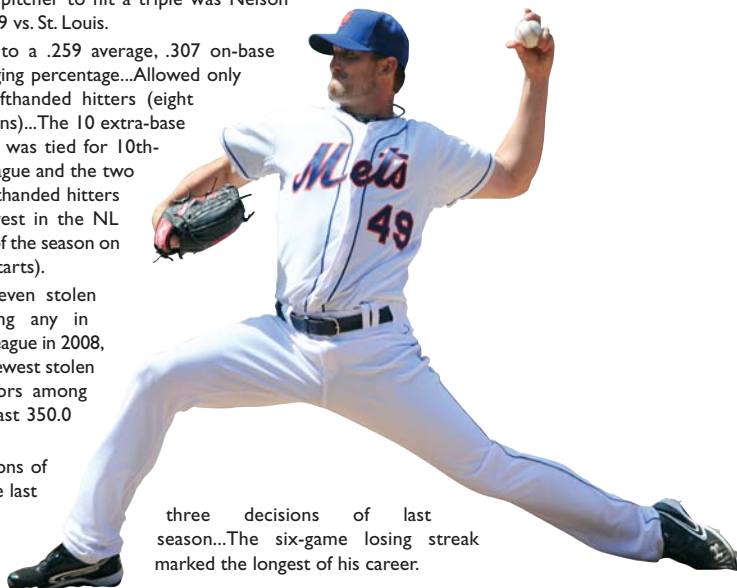


- Allowed a career high-tying eight runs twice: July 27 at Arizona and May 18 at Toronto...Allowed eight runs in a game four times in his career...Prior to this season, the last time he surrendered eight runs was August 23, 2011 at Philadelphia.
- Held lefthanded hitters to a .243 (35-144) batting average, with four home runs, seven walks and 36 strikeouts...Conversely, allowed 18 home runs and 42 walks to righthanders while holding opponents to a .240 (139-579) batting average.
- Held the opposition to a .237 (32-135) batting average with runners in scoring position, including .188 (12-64) in such situations with two outs.
- In 11 starts during the day in 2012, was 4-2 with a 2.99 ERA (24 earned runs/72.1 innings)...In 19 night starts, the lefthander was 9-7 with a 3.66 ERA (48 earned runs/118.0 innings)...Allowed 17 of his 22 home runs during night games...For his career, has compiled a 13-10 record with a 3.67 ERA (80 earned runs/196.0 innings pitched) during the day in 33 starts, compared to his 22-22 mark with a 4.27 ERA (173 earned runs/365.0 innings pitched) at night in 62 games, 61 starts.
- Led all Mets pitchers with 12 hits and a .218 (12-55) batting average.

2011

- Placed on the 15-Day Disabled List on August 24 with an intercostal strain of his right side...Missed the remainder of the year...Last start came on August 23 at Philadelphia.
- Set a career-high in wins (11), surpassing his previous best of nine in 2010.
- From May 18-June 9, went 3-1 with a 1.34 ERA (five earned runs/33.2 innings) in five starts...The 1.34 ERA was third-best in the majors over that stretch (minimum 20.0 innings)...Struck out 33 batters during that span.
- Went 6-2 with a 3.06 ERA (21 earned runs/61.2 innings) in 10 starts from May 6-June 25.
- Struck out 106 batters over the last 109.0 innings of his season (starting on May 18), good for an 8.75 strikeouts-per-nine innings ratio...The 8.75 strikeouts-per-nine innings rate was fifth-best in the National League from May 18 through Niese's last start of the season on August 23 (minimum 87.0 innings).
- Established a career-high with 15 quality starts...Had 14 quality starts in 2010.
- Made his first major league relief appearance on July 10 at San Francisco...In 0.1 inning he allowed two runs, earned, and two hits.
- Strung together a career-long streak of nine consecutive starts with at least five strikeouts from June 25-August 11.
- Allowed two earned runs or less in six straight starts from May 18-June 14, the longest such streak of his career and the longest by a Mets pitcher since Johan Santana went 13 straight from September 1, 2008-May 11, 2009.
- From June 9-July 26, won five consecutive road starts, the longest such streak of his career.
- Recorded 252 groundballs and 129 flyballs, good for a 66.14 groundball percentage, the highest mark of his career.
- Entered the May 16 game vs. Florida as a pinch-hitter for Ryota Igarashi in the 11th inning and recorded his first career triple...Was also the last Mets pitcher to enter a game as a pinch hitter, on April 17, 2010 at St. Louis in the 15th inning for Hisanori Takahashi...The last Mets pitcher to collect a pinch-hit was Brian Bohanon on September 12, 1997 vs. Montreal...The last Mets pitcher to hit a triple was Nelson Figueroa on August 5, 2009 vs. St. Louis.
- Held lefthanded batters to a .259 average, .307 on-base percentage and .357 slugging percentage...Allowed only 10 extra-base hits to lefthanded hitters (eight doubles and two home runs)...The 10 extra-base hits to lefthanded hitters was tied for 10th-fewest in the National League and the two home runs allowed to lefthanded hitters was tied for seventh-fewest in the NL through Niese's last start of the season on August 23 (minimum 23 starts).
- Allowed a career-high seven stolen bases after not allowing any in 2010...Since entering the league in 2008, he has allowed the third-fewest stolen bases (eight) in the majors among active pitchers with at least 350.0 innings.
- Lost his first three decisions of the season after losing the last

three decisions of last season...The six-game losing streak marked the longest of his career.



2010

- Became the ninth Mets rookie to make at least 30 starts in a season and the first since Jae Seo in 2003...Led all rookies in strikeouts and finished tied for sixth in wins.
- Threw the 34th one-hitter in club history and retired a franchise record-setting 21 straight to close out a 3-0 win over San Diego in Game Two of a doubleheader on June 10 at Citi Field...He did not allow any baserunners other than Chris Denorfia, who doubled in the third inning...Became the second Mets pitcher to be one out from perfection...Tom Seaver did it on July 9, 1969 against the Chicago Cubs.
- It was the 26th complete-game one-hitter in club history (R.A. Dickey threw the 27th later in the season)...Before Niese, the last one-hitter by the Mets came on July 12, 2008 when Pedro Martinez, Carlos Muniz, Aaron Heilman, Scott Schoeneweis and Billy Wagner combined to one-hit the Colorado Rockies in a 3-0 win...Aaron Heilman threw the last individual complete game one-hitter, beating the Florida Marlins on April 15, 2005 at Shea Stadium.
- Faced 28 batters during his one-hitter on June 16...The last Mets pitcher to face one batter over the minimum was Shawn Estes on April 26, 2002 vs. Milwaukee...Estes allowed one hit and one walk but Eric Young was caught stealing.
- Placed on the 15-Day Disabled List on May 19, retroactive to May 17, with a mild strain of his right hamstring that forced him out of his start on May 16 at Florida after 2.0 innings...Activated from the DL on June 5 to make the start that night against Florida.
- Put together two career-high scoreless streaks of 12.0 innings...His first came over a span of two games from June 10-June 16, while his latest was over two games from June 27-July 2.
- Did not allow a stolen base (four caught stealings) to lead the major leagues among pitchers with at least 105.0 innings pitched...A Mets pitcher led that category for the second straight season...Johan Santana allowed one stolen base in 2009 to tie for the major league lead with Joel Pineiro.
- From April 19-April 30, a stretch of three games, he went 1-0 with a 1.00 ERA (two earned runs/18.0 innings)...Allowed 17 hits, no home runs and struck out 20.
- Entered the April 17 game at St. Louis as a pinch-hitter...Hitting for Hisanori Takahashi in the 15th inning, he struck out...It was the first time a Mets pitcher pinch-hit since Tom Glavine on July 28, 2007 vs. Washington (Game Two).
- Allowed a career-high 12 hits on May 5 at Cincinnati.
- Won five consecutive decisions from June 5-July 2 to put together the first winning streak of his career...Also became the first Mets rookie to win three consecutive starts while pitching at least 7.0 innings in each game (June 5-June 16) since Jae Seo in 2003 (May 31-June 11)...Before that stretch, Niese had never won consecutive decisions.
- Finished with four June wins, tied for third-most in the major leagues...His 2.67 ERA (10 earned runs/33.2 innings) was good for 13th in the National League, while he was one of eight qualifying pitchers (minimum four decisions) to go unbeaten during the month.
- Over a 15 start span from June 5-August 21, he went 7-3 with a 2.70 ERA (29 earned runs/96.2 innings) with two complete games.
- Went 7.0 innings and allowed one run in three straight starts from August 6-August 21, for a 1.29 ERA (three earned runs/21.0 innings)...Recorded one win and struck out 19...The streak of at least 7.0 innings and one run or less in three consecutive starts was tied for the fourth-longest such streak in the majors...Johan Santana, Florida's Josh Johnson and San Francisco's Matt Cain put together five-game streaks earlier in the season.
- Walked a career-high six on September 22 at Florida.



2009

- Tore his hamstring tendon during his start on August 5 vs. St. Louis...Had successful surgery on August 6 at the Hospital for Special Surgery in Manhattan and was placed on the 60-Day Disabled List the same day.
- Started the season with Buffalo (AAA) of the International League, recalled on May 6 and optioned back to the Bisons on May 14...Recalled for a second time on July 25 before being placed on the 60-Day Disabled List on August 6 with a torn right hamstring tendon.
- For Buffalo, he was 5-2 with a 2.40 ERA in nine starts at night...Allowed just 48 hits over 60.0 innings and struck out 50.
- Dropped his first six decisions over a span of nine starts (April 9-June 7) at Buffalo, pitching to a 7.36 ERA.
- Struck out eight hitters over 6.0 innings, both to set season highs, and allowed just three hits and one run, earned, but took a no-decision in a 4-3 loss to Louisville in his start on May 1.
- Received a no-decision in his first major league start of the season on May 8 vs. the Pirates...Over 6.0 innings he allowed seven hits, two runs, earned, and did not walk a batter while striking out five.
- Took a no-decision on May 13 against Atlanta in his second major league start and was optioned to Buffalo one day later.
- After returning to the Bisons on May 14, he set a career-high with 23.1 scoreless innings between June 7-June 25.
- Went 5-0 with a 0.72 ERA (four earned runs/50.1 innings pitched) in his last seven starts (June 12-July 18) for Buffalo...Allowed 34 hits, 12 walks, and one home run, while striking out 42...He threw two complete-game shutouts and tied the longest winning streak of his career during the stretch.
- Tied his personal best with 10 strikeouts in a complete-game shutout at Rochester on July 5, in the second game of a doubleheader...Allowed five hits in the 5-0 win...It was the second time he went 9.0 innings.
- Named the International League Pitcher of the Week for the week of June 29-July 5...Went 1-0 with a 1.06 ERA in two starts during that time period...Went 8.0 innings in a no-decision at home against Charlotte before throwing the complete-game shutout at Rochester on July 5.
- Recalled from Buffalo on July 25 to make the start that night in place of an injured Fernando Nieve...Picked up the win, pitching 7.0 strong innings and allowing just four hits and one run, earned...Over a span of eight starts between Buffalo and New York from June 12-July 25, the lefthander was 6-0 with a 0.78 ERA (five earned runs/57.1 innings pitched).
- Pitched into the seventh inning for the second straight start, but dropped a 4-2 decision to Colorado on July 30 at Citi Field.

2008

- Received the Sterling Organizational Pitcher of the Year Award, emblematic of the top pitcher on the minor league level.
- His contract was selected by the Mets from New Orleans (AAA) of the Pacific Coast League on September 1.
- Made his major league debut on September 2 at Milwaukee...Became the first player in Mets history to allow a home run to the first batter faced when Rickie Weeks connected in the bottom of the first.
- Collected his first major league victory, tossing 8.0 shutout innings on September 13 vs. Atlanta...Became the youngest Mets player to collect a win since Bill Pulsipher, who was one day younger at 21 years, 320 days when he beat San Diego on August 26, 1995.
- Reached on an infield single off Buddy Carlyle on September 13 for his first major league hit.
- Led all Mets minor league pitchers with 144 strikeouts.
- Became the first Binghamton Mets pitcher to start and win his Double-A debut on Opening Night, tossing 5.0 shutout innings April 3 vs. Trenton...The B-Mets defeated the Thunder, 2-0.
- Tossed his first 9.0-inning complete game on June 27 vs. Connecticut...Tagged with the loss after allowing four runs and seven hits while walking two and striking out four.
- Made 22 starts with Binghamton, tossing 6.0 innings or more in 13 of those 22 outings...Allowed three earned runs or less in 16 of the 22 starts.
- Promoted to New Orleans (AAA) of the Pacific Coast League on July 29...Made his Triple-A debut on July 30 vs. Tucson...Tossed 7.0 innings, allowing one run and three hits while striking out seven and walking two as the Zephyrs defeated the Sidewinders, 7-1.

2007

- Went 3-1 with four no-decisions over his last eight starts of the year...In 42.1 innings over that stretch, he gave up 11 earned runs for an ERA of 2.34.

2006

- Was the Sterling Award co-winner at Hagerstown (A), emblematic of the team's MVP.
- Led the South Atlantic League in shutouts and was the SAL's Pitcher of the Week, July 17-July 23.

BACKGROUND

- Jonathon Joseph Niese was born on the night the Mets won the World Series in 1986.
- Graduated from Defiance High School (OH) in 2005.
- Played soccer all four years...Was a Third Team All-State as a wing during his junior year...His team won back-to-back Western Buckeye League Championships in 2004 and 2005.
- Also won back-to-back Western Buckeye League Championships in baseball in 2004 and 2005...Allowed just one earned run with an 0.12 ERA in 78.0 innings during his senior season.
- Became the first athlete to win back-to-back Player of the Year awards in the state of Ohio in 2004 and 2005.
- Attended the same high school as the Dodgers' Chad Billingsley.
- His cousin, Chris Ehrnsberger, played in the Seattle Mariners and St. Louis Cardinals minor league systems during the 2003 and 2004 seasons, advancing to Double-A.

CAREER TRANSACTIONS

- Selected by the New York Mets in the seventh round of the 2005 First-Year Player Draft.
- On the 60-Day Disabled List, August 6, 2009-end of the season, with a torn right hamstring tendon.
- On the 15-Day Disabled List, May 19-June 5, 2010, with a mild right hamstring strain.
- On the 15-Day Disabled List, August 24, 2011-end of season, with an intercostal strain of the right side.
- Signed a five-year contract extension on April 7, which includes two club options that could keep him with the team through 2018.

YEAR	TEAM	W-L	ERA	G	GS	CG	SHO	SV	IP	H	R	ER	HR	HB	BB	SO	WP	BK
2005	GCL Mets (R)	1-0	3.65	7	5	0	0	0	24.2	23	10	10	1	1	10	24	2	0
2006	Hagerstown (A)	11-9	3.93	25	25	1	*1	0	123.2	121	67	54	7	9	62	132	15	1
	St. Lucie (A)	0-2	4.50	2	2	0	0	0	10.0	8	8	5	0	0	5	10	1	0
2007	St. Lucie (A)	11-7	4.29	27	27	2	1	0	134.1	151	78	64	9	7	31	110	7	0
2008	Binghamton (AA)	6-7	3.04	22	22	2	1	0	124.1	118	53	42	5	2	44	112	7	0
	New Orleans (AAA)	5-1	3.40	7	7	0	0	0	39.2	34	15	15	4	2	14	32	0	1
	METS	1-1	7.07	3	3	0	0	0	14.0	20	11	11	2	0	8	11	0	0
2009	Buffalo (AAA)	5-6	3.82	16	16	2	*2	0	94.1	95	47	40	7	4	26	82	4	0
	METS	1-1	4.21	5	5	0	0	0	25.2	27	12	12	1	0	9	18	1	0
2010	METS	9-10	4.20	30	30	2	1	0	173.2	192	97	81	20	9	62	148	5	0
	Buffalo (AAA)#	0-0	3.00	1	1	0	0	0	6.0	8	2	2	1	0	0	3	0	0
2011	METS	11-11	4.40	27	26	0	0	0	157.1	178	88	77	14	5	44	138	3	0
2012	METS	13-9	3.40	30	30	0	0	0	190.1	174	77	72	22	4	49	155	6	0
Minor League Totals		39-32	3.75	107	105	7	5	0	557	558	280	232	34	25	192	505	37	1
Major League Totals		35-32	4.06	95	94	2	1	0	561.0	591	285	253	59	18	172	470	15	0

* - led league

- rehabilitation assignment

MAJOR LEAGUE HITTING TOTALS

YEAR	TEAM	AVG	G	AB	R	H	2B	3B	HR	RBI	SH	SF	HB	BB	SO	SB	CS	SLG	OBP	E
2012	METS	.218	30	55	8	12	0	0	0	2	7	0	0	6	19	0	0	.218	.295	2
Career Totals		.158	98	171	12	27	2	1	0	6	20	0	0	18	86	0	0	.181	.238	3

LAST HOME RUN—None

MOST HITS, GAME—2, three times, last, September 14, 2012 at Milwaukee

MOST RBI, GAME—2, two times, last, July 3, 2012 vs. Philadelphia

CAREER FIELDING

POS	G	PO	A	E	PCT.	TC	DP
P	95	18	94	3	.974	115	3





KIRK NIEUWENHUIS

OUTFIELDER #9

HEIGHT: 6-3 **WEIGHT:** 215
BATS: Left **THROWS:** Right
OPENING DAY AGE: 25 **BIRTHDATE:** August 7, 1987

BIRTHPLACE: Santa Monica, CA
RESIDES: Ripon, CA

MAJOR LEAGUE SERVICE TIME: 0 Years, 115 Days

SIGNED BY: Fred Mazuca

HOW OBTAINED: Selected in the third round of the 2008 First-Year Player Draft

CONTRACT STATUS: Signed through 2013



2012

- Played one game for Buffalo (AAA) of the International League before he was recalled by the Mets to replace Andres Torres who was injured in the season opener on April 5...Was optioned back to Buffalo on July 29.
- On August 3 at Syracuse, sustained a partial tear of the plantar fascia of the right foot in game...Surgery was not required but he did not play the remainder of the year.
- Made his major league debut with a start in rightfield April 7 vs. Atlanta...Went 2-4, singling against Jair Jurrjens in the fourth inning for his first hit.
- Collected his first home run, a two-run shot, in the fourth inning vs. Washington (off Edwin Jackson) on April 9.
- Became the first lefthanded Mets batter to hit an opposite field home run over the wall at Citi Field on April 20 vs. San Francisco (off Barry Zito)...Hit another one June 23 vs. the Yankees (off Ivan Nova).
- Collected his first career walk-off RBI with an RBI single off Miami's Heath Bell in the ninth inning on April 26, giving the Mets a 3-2 win.
- Led all major league rookies with a .325 batting average and 26 hits in April...His .325 batting average was the third-highest by a rookie in team history in the month of April.
- Belted two home runs on June 14 at Tampa Bay (off Jeremy Hellickson), his first career- multiple home run game...Hit another home run on June 15 vs. Cincinnati (off Bronson Arroyo), his first career streak of home runs in consecutive games...Became the third rookie in team history to hit two home runs from the leadoff spot on July 14 at Tampa Bay.
- Made starts in all three outfield positions (43 in center, 20 in left and six in right) and hit leadoff, two, five, six seven and eight in the starting lineup.
- Compiled a .325 (26-80) batting average in 22 April games.
- For the season, he hit .271 (60-221) vs. righthanded pitching.
- Had 11, two hit games and five, three hit contests on the season.
- Went 3-5 with a home run and career-best three RBI vs. St. Louis on June 3...Also had three RBI on June 14 at Tampa Bay.

2011

- Appeared in 53 games with Buffalo (AAA) of the International League before a shoulder injury cut his season short.
- Suffered a left shoulder strain on June 9 while swinging...Placed on the Disabled List on June 10 and missed the rest of season...Had shoulder surgery on July 11.
- Finished second on the Bisons in extra-base hits (25) and third in doubles.
- Reached base in the first 20 games of the season...That span included a season-high 16-game hitting streak from April 11-April 26 (.382, 21-55).

KIRK'S BESTS

HITS, GAME

3 hits
 5 times, last, 6/12/12 at Tampa Bay

HOME RUNS, GAME

2 home runs
 6/14/12 at Tampa Bay

MULTI-HOME RUN GAMES

1 multi-home run game
 1, two-home run game

LEADOFF HOME RUNS

1 home run
 6/14/12 at Tampa Bay (Jeremy Hellickson)

INSIDE-THE-PARK HOME RUNS

None

WALK-OFF HOME RUNS

None

PINCH-HIT HOME RUNS

None

RBI, GAME

3 RBI
 2 times, last, 6/14/12 at Tampa Bay

STOLEN BASES, GAME

1 stolen base
 4 times, last, 6/7/12 at Washington

HITTING STREAK

7 games
 4/13/12-4/20/12

GRAND SLAMS

None

2010

- Spent the majority of the year with Binghamton (AA) of the Eastern League...Was promoted to Buffalo (AAA) of the International League on August 5.
- Captured the Sterling Award at Binghamton, symbolic of the team's MVP.
- Named the EL's Player of the Week, July 5-July 11...Hit .469 (15-32) with six doubles, two home runs and six RBI.
- Selected to the league's All-Star Game, which was played on July 14 at Metro Bank Park in Harrisburg, PA...Went 0-2.
- For the season at Double-A, he compiled a .316 (31-98) batting mark with men in scoring position...Compiled a .338 (22-65) batting mark with runners on and two outs.

2009

- Won the Sterling Award, emblematic of the Most Valuable Player at St. Lucie (A) of the Florida State League.
- Named to the FSL All-Star team and led the league in doubles, slugging percentage, extra-base hits (56) and runs scored...Also ranked third in home runs.
- Joined Binghamton (AA) of the Eastern League on August 31...Had four hits vs. Bowie on September 2.
- Ranked 10th in all of minor league baseball with 99 runs scored.
- Put together a 15-game hitting streak from July 19-August 4...Hit .322 (19-59) during that span.
- Hit safely in 83 of the 123 games he played at St. Lucie and in seven of the eight games he played at Binghamton.

2008

- Played for the Brooklyn Cyclones (A) of the New York-Penn League and tied the franchise record for hits.
- Led the Cyclones in almost every offensive category: games, at-bats, runs, doubles, triples, extra-base hits (23), RBI and stolen bases.

BACKGROUND

- Kirk Robert Nieuwenhuis graduated from Denver Christian High School (CO) in 2005...Played baseball and football...Was the starting running back for the Colorado Division 2 Champions in 2004.
- Attended Azusa Pacific University (CA)...Graduated during the 2012 offseason.
- Named NAIA pre-season Player of the Year in 2008.
- Was a First Team All-American in 2008...Hit .400 with 20 doubles, 15 home runs, 68 RBI and 84 runs scored.
- Set the school record for triples (12) and runs scored (190).
- Was the 2007 MVP of Alaska Baseball League.

CAREER TRANSACTIONS

- Selected by the New York Mets in the third round of the 2008 First-Year Player Draft.

YEAR TEAM	AVG	G	AB	R	H	2B	3B	HR	RBI	SH	SF	HBP	BB	SO	SB	CS	SLG	OBP	E
2008 Brooklyn (A)	.277	74	285	34	79	15	5	3	29	0	2	3	29	70	11	7	.396	.348	3
2009 St. Lucie (A)	.274	123	482	91	132	35	5	16	71	1	1	10	53	118	16	4	.467	.357	2
Binghamton (AA)	.406	8	32	8	13	3	1	1	2	0	0	0	4	9	1	1	.656	.472	0
2010 Binghamton (AA)	.289	94	394	81	114	35	2	16	60	3	5	1	30	93	13	7	.510	.337	6
Buffalo (AAA)	.225	30	120	10	27	8	1	2	17	1	0	1	11	39	0	0	.358	.295	2
2011 Buffalo (AAA)	.298	53	188	33	56	17	2	6	14	0	0	1	32	59	5	2	.505	.403	1
2012 METS	.252	91	282	40	71	12	1	7	28	3	2	2	25	98	4	4	.376	.315	4
Buffalo (AAA)	.182	5	11	0	2	1	0	0	1	0	0	0	2	4	1	0	.273	.308	0
Minor League Totals	.280	387	1512	257	423	114	16	44	194	5	8	16	161	392	47	21	.464	.354	14
Major League Totals	.252	91	282	40	71	12	1	7	28	3	2	2	25	98	4	4	.376	.315	4

* - led league

- rehabilitation assignment

CAREER FIELDING

POS	G	PO	A	E	PCT.	TC	DP
OF	83	174	0	4	.978	178	0





BOBBY PARNELL

RIGHTHANDED PITCHER #39

HEIGHT: 6-4 **WEIGHT:** 200
BATS: Right **THROWS:** Right
OPENING DAY AGE: 28 **BIRTHDATE:** September 8, 1984

BIRTHPLACE: Salisbury, NC
RESIDES: Salisbury, NC

MAJOR LEAGUE SERVICE TIME: 3 Years, 132 Days

SIGNED BY: Marlin McPhail

HOW OBTAINED: Selected in the ninth round of the 2005 First-Year Player Draft

CONTRACT STATUS: Signed through 2013



2012

- Set career-highs in wins, ERA, appearances, saves, and relief innings pitched.
- Had a 2.14 ERA (eight earned runs/33.2 innings) in the second half, the seventh-lowest ERA in the NL (minimum 33.0 innings).
- Led Mets relievers in strikeouts, innings pitched, games played, holds (18) and ERA.
- Went 16 consecutive appearances, June 9-July 23, without allowing a walk (15.0 innings)...It was the longest streak of his career...Snapped the streak on July 26 vs. Arizona, walking two batters including the first that he faced.
- Fashioned a 1.54 ERA (six earned runs/35.0 inning) in home games.
- During the month of September, had a 0.75 ERA (one earned run/12.0 innings).
- Compiled a 1.71 ERA (eight earned runs/42.0 innings) from June 14-October 3, a span of 43 games...Struck out 34 batters during that span.
- Finished the year with a career-best 11.1 scoreless innings dating to September 12...His longest scoreless streak before that was 10.1 innings from July 3-July 30, 2009.
- Earned saves on consecutive days for the first time in his career...The first came versus Pittsburgh on September 27 (R.A. Dickey's 20th win) and the second on September 28 at Atlanta.
- Held opponents to a .193 (16-83) batting average with two outs.

2011

- Placed on the 15-Day Disabled List on April 21, retroactive to April 20, with numbness in the middle finger of the right hand...Was reinstated on May 30.
- Had a career-high six saves and equaled his career-high in wins.
 - Was tied for second on the team with Pedro Beato with 11 holds...Jason Isringhausen led the staff with 19 holds.
 - Registered 64 strikeouts in 59.1 innings.
 - Was 2-0 with a 1.50 ERA (two earned runs/12.0 innings) in 10 games in June.
 - Went 1-0 with a 2.35 ERA (two earned runs/7.2 innings) in seven Interleague games.
 - Posted a 1.25 ERA (three earned runs/21.2 innings) from April 16-July 19...Was 2-0 during that span...He allowed 19 hits, seven walks and had 26 strikeouts.
 - Won his first game since September 25, 2009 on June 15 at Atlanta...Tossed 2.0 scoreless innings and equaled a bullpen season-high with five strikeouts.
 - Induced Albert Pujols to ground into a double play with the bases loaded on July 19 vs. St. Louis to earn his fifth hold.

BOBBY'S BESTS

WIN STREAK

2 games
 2 times, last, 8/26/12-8/28/12

LOSS STREAK

5 games
 7/24/11-9/10/11

STRIKEOUTS GAME

7 strikeouts
 2 times, last, 9/4/09 vs. Chicago (NL)

LONGEST OUTING, STARTER

7.0 innings
 9/4/09 vs. Chicago (NL)

LONGEST OUTING, RELIEVER

3.0 innings
 8/5/09 vs. St. Louis

MOST WALKS, GAME

5 walks
 9/10/09 vs. Florida

FEWEST WALKS, COMPLETE GAME

None

SCORELESS STREAK

11.1 innings
 9/12/12-present

LAST COMPLETE GAME

None

LAST COMPLETE-GAME SHUTOUT

None

FEWEST HITS, COMPLETE GAME

None

- Did not allow an earned run over his final 11 contests, September 8-September 27, spanning 10.0 frames with nine strikeouts...Permitted two unearned runs during that stretch.
- Saved four straight chances from August 24-September 1...Overall, was six-for-12 in save opportunities.
- Lost a career-high five straight decisions from July 24-September 10.
- The Mets were 34-26 when he appeared in a game.

2010

- Began the season with Buffalo (AAA) of the International League...Recalled by the Mets on June 22.
- Last pitched on September 18 vs. Atlanta...On September 20, had an MRI at the Hospital for Special Surgery...The MRI revealed an inflamed plica of the right elbow and he did not pitch the remainder of the season.
- Earned his second hold of the season June 30 at Florida, allowing one run over 1.2 innings.
- On August 18 at Houston his fifth pitch to Chris Johnson (strike three) was clocked at 102.5 miles per hour by Major League Baseball's Pitch Fx...At the time, it was the fastest pitch in the majors...Also threw a pitch to Jason Castro that the system registered at 102.0 miles per hour.
- Worked a season-high 2.0 innings twice: July 24 at Los Angeles and August 18 at Houston.

2009

- Was second on the team and sixth among major league rookies with 16 holds...Was also tied for ninth in the majors among rookies with 68 appearances.
- Finished eighth among all National League rookies and was second among NL rookie relievers behind San Diego's Luke Gregerson (93) with 74 strikeouts.
- His 68 appearances were the most ever by a Mets rookie pitcher...Doug Sisk pitched in 67 games in 1983.
- Is the only pitcher in franchise history to appear in 60 or more games overall in one season and make more than four starts that same year...Became the first major league pitcher since Jose Jimenez for the 2003 Colorado Rockies to make at least 60 appearances and at least seven starts.
- Also was just the fourth rookie in the modern era to make 60 or more



- appearances and at least seven starts (Scott Bailes, Cleveland, 62 games, 10 starts, 1986; Rollie Fingers, Oakland, 60 games, eight starts, 1969; Fergie Jenkins, Philadelphia and Chicago (NL), 61 games, 12 starts, 1966).
- Went 3-3 with a 3.46 ERA (20 earned runs/52.0 innings pitched) in 60 games in relief and 1-5 with a 7.93 ERA (32 earned runs/36.1 innings pitched) in eight starts...Pitched out of the bullpen from the beginning of the season until he made his first start on August 8 at San Diego...Made eight starts before moving back to the pen on September 21.
- Pitched 1.0 scoreless inning on September 25 at Florida to pick up his fourth win in the Mets 6-5 victory.
- Tossed a career-high 7.0 shutout innings, September 4 vs. Chicago (NL)...Tied his career-high with seven strikeouts... Received a no-decision in the Mets 6-2 victory.
- Allowed a career-worst in runs (nine) and hits (nine) during his start on August 19 vs. Atlanta...Suffered the loss in the 15-2 defeat.
- Fired 3.0 shutout innings to earn his first major league save on August 5 vs. St. Louis in the 9-0 win...Also collected a single off Brad Thompson in his first career plate appearance.
- Went 2.1 innings and threw 68 pitches in his first major league start on August 8 at San Diego...Allowed four hits and two runs in the 3-1 loss.
- Did not allow a run over a career-high 10.1 innings for the entire month of July (12 games)...Allowed only five hits with nine strikeouts.
- Pitched to a 1.69 ERA (three earned runs/16.0 innings pitched) with 16 strikeouts from April 23-June 9.
- Was 2-0 with a 2.11 ERA (five earned runs/21.1 innings pitched) in 25 games in April and May.
- Earned his first major league win on May 8 vs. Pittsburgh with 1.0 scoreless inning of work in New York's 7-3 victory...Earned his second win on May 14th at San Francisco with 1.0 inning of work in New York's 7-4 triumph.



2008

- Made his major league debut with a 1-2-3 inning on September 15 at Washington...His contract was selected from New Orleans (AAA) of the Pacific Coast League on September 1.
- Worked a career-high 2.0 innings on September 22 vs. Chicago (NL).
- Retired the first five batters he faced in the majors over two outings...Struck out Atlanta's Brandon Jones on September 20 for his first major league strikeout.
- Named to the mid-season Eastern League All-Star team.

2005

- Led the New York-Penn League in ERA.
- Was the starting pitcher for the National League affiliates in the inaugural New York-Penn League All-Star Game at MCU Park in Brooklyn, NY.

BACKGROUND

- Robert Allen (Bobby) Parnell graduated from East Rowan High School (NC) in 2002.
- Played goalie on the high school soccer team for four years...Also was a free safety on the football team for two years.
- Attended Charleston Southern University where he majored in Criminal Justice.
- Works with the Boys & Girls Club of Salisbury, NC during the off-season, offering baseball instruction.
- Has seven dogs, including Abby, a golden retriever he adopted two years ago from North Shore Animal League during Dog Day at Citi Field.
- His father, Bob, is the Fire Chief in Salisbury, NC...His brother, Adam, is a volunteer firefighter in Granite Quarry, NC.
- Is active with Tuesday's Children and other 9/11-related charities.

CAREER TRANSACTIONS

- Selected by the New York Mets in the ninth round of the 2005 First-Year Player Draft.
- On the 15-Day Disabled List, April 21 (retroactive to April 20)-May 30, 2011, with numbness in the middle finger of the right hand.

YEAR	TEAM	W-L	ERA	G	GS	CG	SHO	SV	IP	H	R	ER	HR	HB	BB	SO	WP	BK
2005	Brooklyn (A)	2-3	*1.73	15	14	0	0	0	73.0	48	20	14	1	4	29	67	3	0
2006	Hagerstown (A)	5-10	4.04	18	18	1	0	0	93.2	84	50	42	7	6	40	84	12	0
	St. Lucie (A)	0-1	9.26	3	3	0	0	0	11.2	16	13	12	3	0	9	13	2	0
2007	St. Lucie (A)	3-3	3.25	12	12	0	0	0	55.1	56	22	20	0	4	22	62	3	1
	Binghamton (AA)	5-5	4.77	17	17	0	0	0	88.2	98	54	47	9	4	38	74	3	0
2008	Binghamton (AA)	10-6	4.30	24	24	0	0	0	127.2	126	66	61	14	6	57	91	9	0
	New Orleans (AAA)	2-2	6.64	5	4	0	0	0	20.1	25	16	15	0	0	9	23	1	0
	METS	0-0	5.40	6	0	0	0	0	5.0	3	3	3	0	0	2	3	1	0
2009	METS	4-8	5.30	68	8	0	0	1	88.1	101	56	52	8	4	46	74	6	1
2010	Buffalo (AAA)	1-1	4.14	24	0	0	0	4	41.1	36	22	19	3	1	17	42	1	0
	METS	0-1	2.83	41	0	0	0	0	35.0	41	13	11	1	0	8	33	0	0
2011	METS	4-6	3.64	60	0	0	0	6	59.1	60	29	24	4	2	27	64	8	1
	St. Lucie (A)	0-0	0.00	1	1	0	0	0	1.0	0	0	0	0	0	1	0	0	0
	Buffalo (AAA)	0-0	3.38	8	0	0	0	2	8.0	7	3	3	1	0	2	11	0	0
2012	METS	5-4	2.49	74	0	0	0	7	68.2	65	24	19	4	1	20	61	1	0
Minor League Totals		28-30	3.91	126	92	1	0	6	517.2	489	257	225	36	0	221	463	34	1
Major League Totals		13-19	3.83	249	8	0	0	14	256.1	270	125	109	17	7	103	235	16	2

* - led league

- rehabilitation assignment

MAJOR LEAGUE HITTING TOTALS

YEAR	TEAM	AVG	G	AB	R	H	2B	3B	HR	RBI	SH	SF	HB	BB	SO	SB	CS	SLG	OBP	E
2012	METS	.000	74	0	0	0	0	0	0	0	1	0	0	0	0	0	0	.000	.000	0
Career Totals		.111	183	9	1	1	0	0	0	0	5	0	0	0	3	0	0	.111	.111	0

LAST HOME RUN—None

MOST HITS, GAME—I, August 5, 2009 vs. St. Louis

MOST RBI, GAME—None

CAREER FIELDING

POS	G	PO	A	E	PCT.	TC	DP
P	249	16	51	1	.985	68	2



LONDON POWELL

CATCHER #22

HEIGHT: 6-3

BATS: Switch

OPENING DAY AGE: 31

BIRTHPLACE: Raleigh, NC

RESIDES: Greenville, SC

WEIGHT: 265

THROWS: Right


BIRTHDATE: March 19, 1982

MAJOR LEAGUE SERVICE TIME: 2 Years, 153 Days

SIGNED BY: Michael Holmes (Oakland)

HOW OBTAINED: Signed as a minor league free agent on January 16, 2013

CONTRACT STATUS: Signed through 2013



non roster invitee

2012

- Went to spring training with Oakland...Released on March 9 and joined the Houston organization on March 14.
- Played the entire season with Houston's Oklahoma City (AAA) team of the Pacific Coast League.
- Hit .364 (20-55) in 16 May games...Had four home runs and 12 RBI.
- Compiled a .284 (19-67) batting average vs. lefthanded pitching.
- In addition, he hit .327 (18-55) with runners on and two outs and .316 (12-38) with runners in scoring position and two outs.
- Posted a .309 (42-136) batting average in 44 away games...All eight of his home runs were on the road.
- Made 71 starts as a catcher.
- For the year, he had 11 games with two hits and two games with three hits.
- Had a home run in three straight games, May 17-May 20...Knocked in five runs in the three games.
- Hit safely in a season-best 10 games from May 17-May 31 (14-32, .438).
- Also had an eight-game streak to open the season from April 5-April 19 (9-25, .360).

2011

- Made the Opening Day roster for the second time in the last three years.
- Was with Oakland practically the entire season...Appeared in only 36 games.
- Played with Sacramento (AAA) of the Pacific Coast League from August 22-September 9.
- Started 30 games as a catcher, to match his career-high...Made one start at first base.
- Oakland's pitchers had a 2.70 ERA with him behind the plate.

2010

- Had four separate tours of duty with Oakland and appeared in 41 games.
- Caught the 19th perfect game in major league history on May 9, as he was behind the plate for Dallas Braden's Mother's Day 4-0 victory vs. Tampa Bay.
- Stole the first base of his career and his second as a professional May 11 at Texas.
- Started 29 games as a catcher.
- Began the year with Sacramento (AAA) of the Pacific Coast League and recalled for the first time on April 21.
- Matched his career-high with three hits, May 15 at Los Angeles.
- Recalled for the final time on June 11 and spent the remainder of the season with Oakland.

LONDON'S BESTS

HITS, GAME

3 hits

two times, last, 5/15/10, Oakland vs. Los Angeles-AL

HOME RUNS, GAME

1 home run

10 times, last, 6/19/11 at San Francisco

MULTI-HOME RUN GAMES

None

LEADOFF HOME RUNS

None

INSIDE-THE-PARK HOME RUNS

None

WALK-OFF HOME RUNS

None

PINCH-HIT HOME RUNS

None

RBI, GAME

4 RBI

9/2/09 at Kansas City

STOLEN BASES, GAME

1 stolen base

5/11/10 vs. Texas

HITTING STREAK

9 games

6/27/09-7/30/09

GRAND SLAMS

1 grand slam

9/2/09 at Kansas City (Yasuhiko Yabuta)



2009

- Spent the entire season with Oakland.
- Started 30 games as a catcher and threw out nine of the 20 runners (45 percent) who tried to steal against him.
- Made his major league debut on April 11 against Seattle...Had a two-run double off Felix Hernandez in the second inning in his first at-bat for his first big league hit.
- Hit his first major league home run May 24 vs. Arizona, a two-run shot in the sixth inning, off Jon Garland.
- Had a career-high three hits, May 3, 2009 at Seattle.
- Appeared in six games (four starts) at first base.
- Put together a career-high nine-game hitting streak from June 27-July 30...Hit .429 over that stretch.
- Belted his first career grand slam on September 2 vs. Kansas City (off Yasuhiko Yabuta)...Drove in a career-high four runs in the contest.

2008

- Threw out 21 of 55 runners (38.2 percent) who tried to steal against him the second best percentage in the Pacific Coast League.

2007

- Hit safely in 20 straight games from June 1-June 20...Hit .442 with eight home runs and 26 RBI during that span...It was the longest streak in the Texas League.
- Was promoted to Sacramento (AAA) of the Pacific Coast League on June 28.
- Had a home run in each of his first three games at Sacramento.
- Was placed on the Disabled List on July 3, with a left knee strain that caused him to miss the remainder of the year.

2006

- Spent the majority of the year with Stockton (A) of the California League.
- Named to the CL's postseason All-Star team...Led the league's catchers with a .994 fielding percentage.
- Promoted to Midland (AA) of the Texas League on August 18.

2005

- Did not play the entire year because of a tear of the ACL in his left knee.

2004

- Began his professional career with Vancouver (A) of the Northwest League.

BACKGROUND

- Landon Reed Powell graduated from Apex (NC) High School in 2000.
- Was a second team **Baseball America** High School All-American selection in 2000 after leading his team to the North Carolina 4-A State Championship.
- Attended the University of South Carolina...Helped the Gamecocks to three straight College World Series appearances from 2002-2004...Named to the CWS All-Tournament team in 2002 and 2004.
- Also was picked to the NCAA College World Series Legend team on May 6, 2010.
- Played for the USA National Team in 2002.
- Was an All-SEC selection in 2003 and 2004.
- Batted .339 with 10 home runs 61 RBI and a league-leading 46 walks in 67 games in 2003...As a senior in 2004, Landon compiled a .330 average with 19 home runs, 66 RBI and 47 walks in 70 contests.
- Was selected by the Oakland Athletics with the first-round pick of the Boston Red Sox as compensation for the loss of free agent, Keith Foulke.
- His wife is the granddaughter of NBA Hall-of-Famer Bob Davies.
- Landon and his wife have raised over \$90,000 for Donate Life Carolina through their annual Donor on the Diamond event in Greenville, SC.

CAREER TRANSACTIONS

- Selected by the Oakland Athletics in the first round (24th overall) of the 2004 First-Year Player Draft
- Signed by the Houston Astros as a minor league free agent on March 14, 2012.
- Signed by the New York Mets as a minor league free agent on January 16, 2013.

YEAR	TEAM	AVG	G	AB	R	H	2B	3B	HR	RBI	SH	SF	HBP	BB	SO	SB	CS	SLG	OBP	E
2004	Vancouver (A)	.237	38	135	24	32	6	1	3	19	0	1	1	26	22	0	0	.363	.362	1
2005		Injured-Did Not Play																		
2006	Stockton (A)	.264	90	326	44	86	12	0	15	47	1	3	2	43	77	0	0	.439	.350	4
	Midland (AA)	.268	12	41	4	11	0	0	1	4	0	0	1	3	12	0	0	.341	.333	2
2007	Midland (AA)	.292	60	219	46	64	9	2	11	39	0	1	0	36	40	1	0	.502	.391	3
	Sacramento (AAA)	.294	4	17	3	5	0	0	3	3	0	0	0	0	4	0	0	.824	.294	1
2008	Sacramento (AAA)	.230	88	300	42	69	11	0	15	53	0	4	0	63	85	0	1	.417	.360	9
2009	OAKLAND (AL)	.229	46	140	19	32	7	0	7	30	0	1	0	14	36	0	0	.429	.297	4
2010	Sacramento (AAA)	.200	14	45	6	9	2	0	1	2	0	0	0	10	9	0	0	.311	.345	1
	OAKLAND (AL)	.214	41	112	13	24	4	0	2	11	1	1	0	15	29	1	0	.304	.305	6
2011	Sacramento (AAA)	.283	12	46	6	13	0	0	1	5	0	0	0	7	9	0	0	.348	.377	1
	OAKLAND (AL)	.171	36	111	10	19	3	0	1	4	0	0	0	11	32	0	0	.225	.246	2
2012	Oklahoma City (AAA)	.251	79	239	35	60	6	0	8	38	1	1	2	36	56	0	0	.377	.353	4
Minor League Totals		.255	397	1368	210	349	46	3	58	210	2	10	6	224	314	1	1	.420	.360	26
Major League Totals		.207	123	363	42	75	14	0	10	45	1	2	0	40	97	1	0	.328	.284	12

* - led league

- rehabilitation assignment

CAREER FIELDING

POS	G	PO	A	E	PCT.	TC	DP	PB
C	107	649	36	11	.984	696	7	3
1B	8	51	6	1	.983	58	7	-

BIGGEST BLOWN LEADS

ALLOWLED	DATE	OPPONENT	SCORE
8 runs	4/19/80	at Chicago	12-9
7 runs	8/26/08	at Philadelphia	8-7 (13 innings)
7 runs	5/13/03	at Colorado	9-8
7 runs	5/6/95	at Cincinnati	13-11
7 runs	5/23/65	at St. Louis	8-7
6 runs	8/26/70	vs. Atlanta	9-7
6 runs	8/8/65	vs. Chicago	14-10
6 runs	4/7/04	at Atlanta	18-10

BIGGEST COMEBACKS

DEFICIT	DATE	OPPONENT	SCORE
8 runs	9/2/72	at Houston	11-8
7 runs	6/30/00	vs. Atlanta	11-8
7 runs	6/2/11	vs. Pittsburgh	9-8
6 runs	8/22/06	vs. St. Louis	8-7
6 runs	6/13/01	at Baltimore	7-6 (10)
6 runs	5/15/99	at Philadelphia	9-7
6 runs	9/13/97	vs. Montreal	9-6 (11)
6 runs	7/13/97	at Atlanta	7-6 (10)
6 runs	4/1/96	vs. St. Louis	7-6
6 runs	6/14/80	vs. San Francisco	7-6
6 runs	6/5/78	vs. Los Angeles	9-8
6 runs	9/14/78	vs. Montreal	7-6
6 runs	7/20/75	vs. Houston	10-9
6 runs	9/23/75	at Chicago	8-6
6 runs	7/17/73	at Atlanta	8-7
6 runs	5/7/72	vs. San Diego	8-6
6 runs	8/17/66	vs. Pittsburgh	8-7
6 runs	4/23/65	at San Francisco	9-8





CESAR PUELLO

OUTFIELDER #58



HEIGHT: 6-3 **WEIGHT:** 225
BATS: Right **THROWS:** Right
OPENING DAY AGE: 22 **BIRTHDATE:** April 1, 1991

BIRTHPLACE: La Romana, Dominican Republic
RESIDES: La Romana, Dominican Republic

MAJOR LEAGUE SERVICE TIME: 0 Years, 0 Days
SIGNED BY: Ismael Cruz & Marciano Alvarez
HOW OBTAINED: Signed as a non-drafted free agent on July 2, 2007

CONTRACT STATUS: Signed through 2013

2012

- Spent the entire season with St. Lucie (A) of the Florida State League.
- Made two trips to the Disabled List during the season, May 26-July 2, with a broken hamate bone in his left hand and July 25-August 4, with a dislocated finger.
- Went 19-21 in stolen base attempts.
- Hit .355 (33-93) at home and .412 (12-29) in day games.
- Had a season-high three hits four times, last, August 16 vs. Palm Beach.
- Was hit-by-a-pitch 16 times...Has been plunked 78 times in his career, the third most in minor league baseball since he made his professional debut in 2008.
- Hit .308 (12-39) with runners in scoring position and two outs.
- Made 40 starts in centerfield and 21 in rightfield...Also served as the designated hitter in five games.

2011

- Hit a combined .310 (45-145) in 42 games during July and August.
- Had two four-hit games on the year, April 22 at Charlotte and August 28 at Bradenton.
- Knocked in a season-high four runs at Brevard County on July 21.
- Hit safely in 13 of 14 games from July 17-July 30 (21-51, .412).

2010

- Won the Sterling Award emblematic of the top player on his Savannah (A) team of the South Atlantic League.
- Led the organization with 45 stolen bases.

2009

- In his first year with the Mets, he hit .305 in the Gulf Coast (R) League.

BACKGROUND

- Cesar Puello attended Santa Rosa de Lima High School in the Dominican Republic, where he played basketball and baseball.
- Hobbies include working out and playing basketball.

CAREER TRANSACTIONS

- Signed by the New York Mets as a non-drafted free agent on July 2, 2007.

YEAR TEAM	AVG	G	AB	R	H	2B	3B	HR	RBI	SH	SF	HBP	BB	SO	SB	CS	SLG	OBP	E
2008 GCL Mets (R)	.305	40	151	24	46	6	0	1	17	0	1	6	5	32	13	5	.364	.350	1
2009 Kingsport (R)	.296	49	196	37	58	10	0	5	23	1	0	14	10	51	15	5	.423	.373	4
2010 Savannah (A)	.292	109	404	80	118	22	1	1	34	10	1	22	32	82	45	10	.359	.375	8
2011 St. Lucie (A)	.259	117	441	67	114	21	5	10	50	3	6	20	18	103	19	9	.397	.313	10
2012 St. Lucie (A)	.260	66	227	36	59	17	4	4	21	2	0	16	7	58	19	2	.423	.328	2
Minor League Totals	.278	381	1419	244	395	76	10	21	145	16	8	78	72	326	111	31	.390	.346	25

* - led league

- rehabilitation assignment

**OMAR QUINTANILLA**
INFILDER #3**HEIGHT:** 5-9**BATS:** Left**OPENING DAY AGE:** 31**WEIGHT:** 185**THROWS:** Right**BIRTHDATE:** October 24, 1981**BIRTHPLACE:** El Paso, TX**RESIDES:** El Paso Tx**MAJOR LEAGUE SERVICE TIME:** 3 Years, 171 Days**SIGNED BY:** Tim Holt (Oakland Athletics)**HOW OBTAINED:** Signed as a minor league free agent on January 4, 2013**CONTRACT STATUS:** Signed through 2013

non roster invitee

2012

- Traded to Baltimore in exchange for cash considerations on July 20... Started the season with Buffalo (AAA) of the International League before the Mets selected his contract on May 29.
- Had a season high-tying three hits in his Mets debut on May 29 vs. Philadelphia...Started at shortstop...Had two other games with three hits with Baltimore (July 29 vs. Oakland and August 10 vs. Kansas City).
- Became the first Mets player with a surname beginning with "Q"...The Mets are represented by 25 letters...No major leaguer has ever had a last name starting with "X."
- Hit his first home run (off Phil Hughes) since August 24, 2008 on June 9 at New York (AL).
- Made his Orioles debut as a defensive replacement on July 21 at Cleveland.
- Made first start for Baltimore, July 23 at Cleveland playing shortstop (1-3 with a double and RBI).
- Had a seven-game hitting streak, July 25-July 31 with four multi-hit games (.462, 12-26).
- A sacrifice fly on August 29 drove in his 16th run of the year to set a career-high.
- Hit three home runs in his first 50 at-bats at Camden Yards after hitting three in 592 major league at-bats prior.
- Went 0-31 to end the season...His last hit was a home run on August 14 vs. Boston.

2011

- Spent the first 26 games of the minor league season on the Restricted List while completing a 50-game suspension after violating the Minor League Drug Prevention and Treatment Program in 2010.
- Played in 11 games with Texas from July 22-August 25.
- Played in five games at second base, three games at shortstop and three games at third base.
- Was outrighted to Round Rock (AAA) of the Pacific Coast League on September 1.
- Went 6-6 with three runs scored and four RBI at Albuquerque on July 4.

2010

- Appeared in 34 games for Colorado Springs (AAA) of the Pacific Coast before his season was cut short by injuries and a suspension.
- Placed on the Disabled List, April 8-May 2, with a left knee sprain and May 4-June 5, with a left calf strain.
- Saw action at second base, shortstop and third base.

OMAR'S BESTS**HITS, GAME****3 hits**

6 times, last, 8/10/12, Baltimore vs. Kansas City

HOME RUNS, GAME**1 home run**

6 times, last, 8/14/12, Baltimore vs. Boston

MULTI-HOME RUN GAMES

None

LEADOFF HOME RUNS

None

INSIDE-THE-PARK HOME RUNS

None

WALK-OFF HOME RUNS**1 walk-off home run**

8/24/08, Colorado vs. Cincinnati (Mike Lincoln)

PINCH-HIT HOME RUNS

None

RBI, GAME**2 RBI**

11 times, last, 8/11/12, Baltimore vs. Kansas City

STOLEN BASES, GAME**1 stolen base**

3 times, last, 7/4/06, Colorado vs. San Francisco

HITTING STREAK**8 games**

6/14/08-6/30/08

GRAND SLAMS

None



- His last game was July 25 before placed on the MLB Restricted List on August 11 for testing positive for a performance-enhancing substance, in violation of the Minor League Drug Prevention and Treatment Program...Did not play the rest of the season.

2009

- Spent the entire season with Colorado, making an Opening Day roster for the first time in his career.
- Made five starts...Started at second base and batted eighth, May 10 vs. Florida, for first start of the season.
- Went 3-16 (.188) with three walks and 11 strikeouts as a pinch-hitter.

2008

- Spent the majority of the season with Colorado, earning a call-up on April 30 and staying with the big league club the rest of the year.
- Established career-highs in games played and at-bats.
- Also established career highs in virtually every offensive category including: hits, doubles, RBI and walks.
- Played 40 games at second base (21 starts) and 39 at shortstop (32 starts).
- Overall, committed only four errors in 258 total chances, including just one error as a second baseman (212.2 innings at the position).
- Hit two home runs including Rockies' only walk-off home run of 2008...Hit a solo shot off Cincinnati's Mike Lincoln in the 12th inning on August 24 to give the Rockies a 4-3 win.
- Hit first career home run, May 31 at Chicago (NL) off Ryan Dempster...Ended 303 at-bat homerless stretch to begin his career.
- Had a career-best eight-game hitting streak from June 14-July 2...Batted .407 (11-27) during the stretch.

2007

- Had three different stints with the Colorado Rockies: May 1-May 20, July 13-July 16, and September 4 through the end of the season.
- Hit safely in 12 of 17 starts...All 17 starts came at second base where he did not commit an error in 88 total chances.

2006

- Spent the majority of the season at Colorado Springs (AAA) of the Pacific Coast League, but saw time at the major league level for the second consecutive season.
- Started nine games, seven at shortstop and two at second base.
- Placed on the 15-Day Disabled List on July 17 (retroactive to July 16), with a right shin contusion, an injury sustained after fouling a ball off his right shin on July 15 at Cincinnati.
- Activated from the Disabled List on August 4 and optioned to Colorado Springs, where he spent the remainder of the year.

2005

- Spent the final two months of the season with Colorado after being acquired from Oakland in mid-July.
- Was with Midland (AA) of the Texas League prior to the trade and played 13 games for Colorado Springs (AAA) of the Pacific Coast League before his promotion.
- Only error came on August 19 vs. Chicago (NL) after no errors in the field over his first 169.0 innings in the majors.
- Made his major league debut, July 31 vs. Philadelphia as the starting shortstop...Recorded first MLB hit with a fifth-inning single off Jon Lieber.

2004

- Combined to hit .321 with 13 home runs and 92 RBI in 131 games for Modesto (A) of the California League and Midland (AA) of the Texas League.
- Was tied for sixth among all minor leaguers in hits (175) and his batting average was 10th-best among minor league shortstops.

2003

- Began professional career at Vancouver (A) of the Northwest League.
- Named to the Northwest League postseason All-Star team as the shortstop.

BACKGROUND

- Omar Quintanilla graduated from Socorro High School in El Paso, Texas in 2000.
- Attended the University of Texas, where he played three seasons from 2001-2003...Won a national title in 2002, teaming with Huston Street to help the Longhorns beat South Carolina...Had four hits in the title game, a 12-6 win over the Gamecocks...Named the third baseman on the All-College World Series team.
- Was a Freshman All-America selection by Baseball America in 2001 and the Big 12 Freshman Player of the Year after hitting .367.
- Was an All-Big 12 selection in 2001 and 2003 and played for Team USA in 2001.
- Tied for second in the NCAA with 29 doubles in 2003, as the Longhorns also advanced to the College World Series that year.

CAREER TRANSACTIONS

- Selected by the Oakland Athletics in the first round (33rd pick overall) in the June 2003 First-Year Player Draft.
- Acquired by the Colorado Rockies, along with outfielder Eric Byrnes, in exchange for lefthanded pitcher Joe Kennedy and righthanded pitcher Jay Witasick on July 13, 2005.
- On the 15-Day Disabled list, July 18-August 4, 2006, with a right shin contusion.
- Signed by the Texas Rangers as a minor league free agent on December 21, 2010.
- Signed by the New York Mets as a minor league free agent on January 3, 2012.
- Acquired by the Baltimore Orioles in exchange for cash considerations on July 20, 2012
- Signed by the New York Mets as a minor league free agent on January 4, 2013

YEAR TEAM	AVG	G	AB	R	H	2B	3B	HR	RBI	SH	SF	HBP	BB	SO	SB	CS	SLG	OBP	E
2003 Vancouver (A)	.341	32	129	22	44	5	4	0	14	1	0	1	12	20	7	1	.442	.401	4
Modesto (A)	.417	8	36	9	15	3	0	2	6	0	0	0	3	6	0	0	.667	.462	2
2004 Midland (AA)	.351	23	94	20	33	10	0	2	20	0	0	1	10	9	2	0	.521	.419	4
Modesto (A)	.314	108	452	75	142	32	5	11	72	6	3	5	37	54	1	3	.480	.370	28
2005 Midland (AA)	.293	78	294	46	86	14	2	4	25	1	1	2	23	40	2	3	.395	.347	14
Colorado Springs (AAA)	.346	13	52	14	18	3	2	1	7	1	1	0	3	8	0	0	.538	.375	0
COLORADO (NL)	.219	39	128	16	28	1	1	0	7	6	0	0	9	15	2	1	.242	.270	1
2006 COLORADO (NL)	.176	11	34	3	6	1	1	0	3	1	0	0	3	9	1	1	.265	.243	0
Colorado Springs (AAA)	.276	82	308	48	85	23	2	4	29	7	2	4	28	55	4	1	.403	.342	7
2007 Colorado Springs (AAA)	.319	98	348	54	111	30	4	3	43	6	3	5	31	65	3	1	.454	.380	11
COLORADO (NL)	.229	27	70	6	16	4	0	0	5	0	0	0	5	15	0	0	.286	.280	0
2008 Colorado Springs (AAA)	.329	20	73	18	24	4	0	1	8	0	1	1	16	11	3	0	.425	.451	3
COLORADO (NL)	.238	81	210	28	50	17	0	2	15	8	1	0	15	46	0	0	.348	.288	4
2009 COLORADO (NL)	.172	58	58	7	10	2	0	0	2	3	0	0	8	27	0	0	.207	.273	2
2010 Colorado Springs (AAA)	.252	34	119	14	30	7	1	1	15	2	2	1	11	25	1	1	.353	.316	6
2011 Round Rock (AAA)	.298	51	208	46	62	9	4	5	25	1	1	1	23	33	3	1	.452	.369	2
TEXAS (AL)	.045	11	22	3	1	0	1	0	2	1	0	0	0	9	0	0	.136	.045	0
2012 Buffalo (AAA)	.282	48	156	18	44	11	2	6	27	1	0	1	14	27	1	3	.494	.345	5
METS	.257	29	70	13	18	5	0	1	4	0	0	2	8	17	0	0	.371	.350	2
BALTIMORE (AL)	.232	36	99	12	23	3	0	3	12	1	2	0	8	25	0	1	.354	.284	4
Minor League Totals	.306	595	2269	384	694	151	26	40	291	26	14	22	211	353	27	14	.448	.368	86
Major League Totals	.220	292	691	88	152	33	3	6	50	20	3	2	56	163	3	3	.302	.279	7

* - led league

- rehabilitation assignment

CAREER FIELDING

POS	G	PO	A	E	PCT	TC	DP
2B	138	164	246	6	.986	416	72
3B	13	2	9	0	1.000	11	0
SS	126	145	306	7	.985	458	64

IN A PINCH

The Mets have had five games in franchise history when two pinch-hitters connected for home runs in the same game. Here's a look:

DATE	OPPONENT	HITTER	INNING	HITTER	INNING
8/15/62	Phillies	Choo Choo Coleman	6th	Jim Hickman	8th
9/17/63	Phillies	Joe Hicks	7th	Frank Thomas	9th
8/4/66	Giants	John Stephenson	8th	Ron Swoboda	9th
5/4/91	Giants	Mackey Sasser	9th	Mark Carreon	9th
5/11/97	Cardinals	Butch Huskey	9th	Carl Everett	9th





ELVIN RAMIREZ

RIGHTHANDED PITCHER #62

HEIGHT: 6-3 **WEIGHT:** 210
BATS: Right **THROWS:** Right
OPENING DAY AGE: 25 **BIRTHDATE:** October 10, 1987

BIRTHPLACE: San Cristobal, Dominican Republic
RESIDES: San Cristobal, Dominican Republic

MAJOR LEAGUE SERVICE TIME: 1 Year, 69 Days
SIGNED BY: Rafael Perez, Ismael Cruz, Sandy Rosario & Modesto Abreu
HOW OBTAINED: Signed as a non-drafted free agent on September 16, 2004
CONTRACT STATUS: Signed through 2013



2012

- Had his contract selected by Mets from Buffalo (AAA) of the International League on June 1...Optioned to Buffalo on June 22...Recalled from Buffalo on July 22...Optioned to Buffalo on August 7...Recalled for the third time on September 4.
- Made his major league debut on June 3 during a 6-1 Mets victory vs. St. Louis...Threw 0.2 innings, allowing two hits and one run, earned, with one strikeout.
- Opposing batters hit .167 (1-6) with the bases loaded.
- During the month of September, he recorded 11 strikeouts in 7.1 innings.
- Finished the season with four consecutive scoreless appearances (2.2 innings).
- Lefthanded batters hit .250 (11-44).
- Pitched for Binghamton (AA) of the Eastern League and Buffalo...Was 0-1 with a 1.38 ERA (two earned runs/13.0 innings) and one save for Binghamton...Was 3-1 with a 2.36 ERA (11 earned runs/42.0 innings) and one save for Buffalo.
- Struck out 41 batters in 42.0 innings of work with the Bisons...Righthanders hit .145 against him while lefthanders hit .219.
- Allowed at least one run in four of his first five outings...Ended the season unscored upon in 11 of his final 15 appearances.

2011

- Returned to the Mets on October 18.
- Missed the entire season, his first in the Washington organization, after undergoing right shoulder debridement of the rotator cuff and labrum on May 20...Dr. Timothy Kremchek performed the operation.

2010

- Selected by Washington in the Rule 5 draft on December 9.
- Converted to a relief role and pitched in a combined 52 games for St. Lucie (A) of the Florida State League and Binghamton (AA) of the Eastern League.
- Pitched for Gigantes del Cibao of the Dominican Winter League...Compiled a 1.85 ERA (five earned runs/24.1 innings) and a 1-2 record in 20 games out of the bullpen...Struck out 28.

2009

- Pitched for Savannah (A) of the South Atlantic League, but missed the final two months of the season with a right shoulder strain.

2008

- In 81.0 innings, allowed one home run for Savannah (A) of the South Atlantic League.

2005

- Made his professional debut with the DSL Mets (R) of the Dominican Summer League.

ELVIN'S BESTS

WIN STREAK
None

LOSS STREAK
1 game
6/5/12-present

STRIKEOUTS GAME
4 strikeouts
9/10/12 vs. Washington

LONGEST OUTING, RELIEVER
2.0 innings
four times, last, 9/25/12 vs. Pittsburghs

MOST WALKS, GAME
4 walks
6/8/12 at New York-AL

FEWEST WALKS, COMPLETE GAME
None

SCORELESS STREAK
3.1 innings
7/22/12-8/2/12

LAST COMPLETE GAME
None

LAST COMPLETE-GAME SHUTOUT
None

FEWEST HITS, COMPLETE GAME
None

BACKGROUND

- Elvin Rodriguez Ramirez attended Escuela Sergio A. Hernandez High School in the Dominican Republic.

CAREER TRANSACTIONS

- Signed by the New York Mets as a non-drafted free agent on September 16, 2004.
- Selected by the Washington Nationals in Major League Baseball's Annual Rule V Draft on December 9, 2010...Returned to the Mets on October 18, 2011.

YEAR	TEAM	W-L	ERA	G	GS	CG	SHO	SV	IP	H	R	ER	HR	HB	BB	SO	WP	BK
2005	DSL Mets (R)	2-6	6.53	16	6	0	0	0	40.0	48	38	29	2	5	23	24	9	1
2006	DSL Mets (R)	0-1	2.63	11	6	0	0	0	27.1	16	13	8	0	6	10	28	1	0
2007	Kingsport (R)	1-4	5.52	12	12	0	0	0	45.2	52	34	28	5	2	29	48	8	0
2008	Savannah (A)	6-7	3.67	18	18	0	0	0	81.0	81	38	33	1	3	36	62	8	0
2009	Savannah (A)	3-7	4.09	15	15	0	0	0	72.2	73	40	33	2	6	39	48	4	0
2010	St. Lucie (A)	4-3	4.17	49	0	0	0	0	73.1	56	37	34	0	9	43	65	8	0
	Binghamton (AA)	0-1	4.05	3	0	0	0	0	6.2	5	3	3	2	0	6	7	1	0
2011									Injured - Did Not Play									
2012	Binghamton (AA)	0-1	1.38	8	0	0	0	1	13.0	7	2	2	0	0	7	16	2	0
	Buffalo (AAA)	3-1	2.36	33	0	0	0	1	42.0	26	14	11	2	2	25	41	6	0
	METS	0-1	5.48	20	0	0	0	0	21.1	24	13	13	1	0	20	22	1	0
Minor League Totals		19-31	4.06	165	57	0	0	2	401.2	364	219	181	14	33	218	339	47	1
Major League Totals		0-1	5.48	20	0	0	0	0	21.1	24	13	13	1	0	20	22	1	0

* - led league

- rehabilitation assignment

MAJOR LEAGUE HITTING TOTALS

YEAR	TEAM	AVG	G	AB	R	H	2B	3B	HR	RBI	SH	SF	HB	BB	SO	SB	CS	SLG	OBP	E
2012	METS	.000	20	1	0	0	0	0	0	0	0	0	0	0	1	0	0	.000	.000	0
Career Totals		.000	20	1	0	0	0	0	0	0	0	0	0	0	1	0	0	.000	.000	0

LAST HOME RUN—None**MOST HITS, GAME**—None**MOST RBI, GAME**—None**CAREER FIELDING**

POS	G	PO	A	E	PCT.	TC	DP
P	20	0	2	0	1.000	2	0

METS PITCHER GRAND SLAMS

In the entire history of the club, only two Mets pitchers have hit a grand slam home run.

The first one came in the club's second season, on July 15, 1963. Frank Thomas, Joe Hicks and Larry Burright were the runners when Carl Willey belted a drive over the Polo Grounds right field wall off Houston's Ken Johnson. The home run came in the second inning of the Mets' 14-5 win over the Colt 45s, and also represented the first home run ever by a Mets pitcher.

Four years later, on May 20, 1967, Jack Hamilton blasted a bases-loaded home run at Shea off St. Louis' Al Jackson. Tommy Davis, Ken Boyer and Jerry Grote marched home ahead of Hamilton, who connected in the second inning of the Mets 11-9 loss to the Cards.

And it hasn't happened since.





ANTHONY RECKER

CATCHER #20

@Anthony_Recker



HEIGHT: 6-2 **WEIGHT:** 232
BATS: Right **THROWS:** Right
OPENING DAY AGE: 29 **BIRTHDATE:** August 29, 1983

BIRTHPLACE: Allentown, PA
RESIDES: Catasauqua, PA

MAJOR LEAGUE SERVICE TIME: 0 Years, 128 Days
SIGNED BY: Jeff Bittiger (Oakland)
HOW OBTAINED: Claimed off waivers from the Chicago Cubs on October 25, 2012
CONTRACT STATUS: Signed through 2013

2012

- Began the year with Oakland...Optioned to Sacramento (AAA) of the Pacific Coast League on May 27...Claimed off waivers by Chicago (NL) on August 27 and was assigned to Iowa (AAA) of the Pacific Coast League... Optioned to Tennessee (AA) of the Southern League on August 31... Recalled by the Cubs on September 4.
- Made 14 starts in the majors, 10 for Oakland and four for the Cubs.
- Hit his first major league home run, September 9 at Pittsburgh (Jeff Locke).
- Had two hits at Boston on April 30.
- Collected 14 multiple-hit games for Sacramento (AAA).

2011

- Spent most of the season with Sacramento (AAA) of the Pacific Coast League...Had his contract purchased by Oakland on August 23.
- Started five games as a catcher.
- Made his major league debut at Yankee Stadium on August 25.
- Collected his first major league hit, a single off Erik Bedard, on August 27 at Boston.
- At Sacramento, he had career-highs in runs, walks, stolen bases, on-base percentage (.388) and slugging percentage (.501).
- Named to the Pacific Coast League mid-season All-Star Game and also to the league's postseason All-Star team.
- Compiled a season-high 17-game hitting streak from May 21-June 7.

2010

- Began the year with Midland (AA) of the Texas League...Promoted to Sacramento (AAA) of the Pacific Coast League on April 22.
- For the two teams, hit a combined .278 with 11 home runs and 45 RBI in 91 contests.

2009

- Hit a combined .267 with 15 home runs and 54 RBI in 94 games with Midland (AA) of the Texas League and Sacramento (AAA) of the Pacific Coast League...Was with Midland from April 29-May 19.

2008

- Spent the entire year with Midland (AA) of the Texas League.
- Established career highs in games, at-bats, hits and triples.
- Was named to the Texas League's mid-season All-Star team.

2007

- Began the year with Stockton (A) of the California League...Was promoted to Midland (AA) of the Texas League on June 20.
- Had a career-high in doubles, home runs and RBI.
- Was named to the California League mid-season All-Star team.

ANTHONY'S BESTS

HITS, GAME

2 hits
 two times, last, 4/30/12, Oakland at Boston

HOME RUNS, GAME

1 home run
 9/9/12, Chicago-NL at Pittsburgh

MULTI-HOME RUN GAMES

None

LEADOFF HOME RUNS

None

INSIDE-THE-PARK HOME RUNS

None

WALK-OFF HOME RUNS

None

PINCH-HIT HOME RUNS

None

RBI, GAME

1 RBI
 four times, last, 10/3/12, Chicago-NL vs. Houston

STOLEN BASES, GAME

None

HITTING STREAK

2 games
 three times, last, 9/9/12-9/12/12

GRAND SLAMS

None



2006

- Was named to the Midwest League's mid-season All-Star Game.

2005

- Led the Northwest (A) League's catchers with a .995 fielding percentage...Made just two errors in 43 games.

BACKGROUND:

- Anthony Vito Recker graduated from Catasauqua (PA) High School in 2001.
- Attended Alvernia College and was teammates with Zach Lutz.
- Finished his college career second on the Alvernia list second in home runs (44) and RBI (210).

CAREER TRANSACTIONS

- Selected by the Oakland Athletics in the 18th round of the 2005 First-Year Player Draft.
- Claimed off waivers by the Chicago Cubs on August 27, 2012.
- Claimed off waivers by the New York Mets on October 25, 2012.

YEAR TEAM	AVG	G	AB	R	H	2B	3B	HR	RBI	SH	SF	HBP	BB	SO	SB	CS	SLG	OBP	E
2005 Vancouver (A)	.233	43	150	16	35	8	0	5	18	1	0	2	16	40	0	0	.387	.315	2
2006 Kane County (A)	.287	109	407	52	117	24	3	14	57	0	1	3	42	115	5	5	.464	.358	12
2007 Stockton (A)	.319	56	207	39	66	17	2	13	47	0	5	5	27	48	2	0	.609	.402	5
Midland (AA)	.204	58	201	16	41	12	0	4	20	0	0	1	17	63	0	1	.323	.269	11
2008 Midland (AA)	.274	117	430	57	118	29	4	11	64	2	2	5	43	140	1	2	.437	.346	13
2009 Midland (AA)	.298	16	57	11	17	4	0	3	9	0	0	0	8	22	0	0	.526	.385	3
Sacramento (AAA)	.261	78	272	30	71	11	2	12	45	3	1	2	28	80	2	0	.449	.333	7
2010 Midland (AA)	.211	11	38	8	8	1	0	1	3	0	0	2	7	12	1	0	.316	.362	0
Sacramento (AAA)	.288	80	250	36	72	18	2	10	42	0	4	0	22	62	0	1	.496	.341	9
2011 Sacramento (AAA)	.287	99	345	61	99	24	1	16	48	2	5	4	56	81	7	5	.501	.388	4
OAKLAND (AL)	.176	5	17	3	3	1	0	0	0	0	0	0	4	7	0	0	.235	.333	1
2012 OAKLAND (AL)	.129	13	31	3	4	1	0	0	0	1	0	1	4	13	0	0	.161	.250	0
Sacramento (AAA)	.265	52	200	29	53	7	0	9	29	0	0	1	28	56	3	1	.435	.358	6
Iowa Cubs (AAA)	.286	3	7	1	2	1	0	0	0	0	0	0	2	2	0	0	.429	.444	0
Tennessee (AA)	.200	4	15	1	3	1	0	1	4	0	0	0	0	7	0	0	.467	.200	0
CHICAGO (NL)	.167	9	18	1	3	1	0	1	4	0	0	1	2	2	0	0	.389	.286	1
Minor League Totals	.272	726	2579	357	702	157	14	99	386	8	18	25	296	728	21	15	.459	.351	72
Major League Totals	.152	27	66	7	10	3	0	1	4	1	0	2	10	22	0	0	.242	.282	2

* - led league

- rehabilitation assignment

CAREER FIELDING

POS	G	PO	A	E	PCT.	TC	DP	PB
C	22	128	9	2	.986	139	3	2
1B	1	7	0	0	1.000	7	2	-

PERFECT INNINGS

Nolan Ryan and David Cone are the only pitchers in Mets history to strike out the side on nine pitches...Ryan did it in the third inning on April 19, 1968 vs. Los Angeles (Claude Osteen, Wes Parker and Zoilo Versalles)...Cone did it in the fifth inning, August 30, 1991 at Cincinnati (Herm Winningham, Randy Myers and Mariano Duncan).





SCOTT RICE

LEFTHANDED PITCHER #56

HEIGHT: 6-7

BATS: Left

OPENING DAY AGE: 31

BIRTHPLACE: Simi Valley, CA

RESIDES: Westlake, CA

WEIGHT: 230

THROWS: Left

BIRTHDATE: September 21, 1981

MAJOR LEAGUE SERVICE TIME: 0 Years, 0 Days

SIGNED BY: Gil Kubski (Baltimore)

HOW OBTAINED: Signed as a minor league free agent on November 16, 2012

CONTRACT STATUS: Signed through 2013



non roster invitee

2012

- Spent the entire year with Albuquerque (AAA) of the Pacific Coast League...Made 54 relief appearances.
- Collected four saves in the first nine games of the year.
- Converted nine of 12 saves opportunities on the season.
- Lefthanded batters hit .193 (16-83) for the year.
- In 10 June games, he was 0-0 with a 0.00 ERA (9.1 innings)...Allowed three hits, walked two and recorded eight strikeouts.
- Went a season-high 3.0 innings to pick up a victory at Reno on August 12.
- Also pitched 2.1 innings at Omaha on July 2, and 2.0 innings on four other occasions.
- Struck out a season-high four batters on May 19 in 2.0 innings and July 2 in 2.1 innings at Omaha.

2011

- Released by the Chicago Cubs organization on March 23...Signed with the Dodgers on June 7.
- Held lefthanded batters to a .173 (13-75) batting average in 34 games for Chattanooga (AA) of the Southern League.
- In 30 games after the All-Star break, he went 3-3 with a 2.00 ERA (10 earned runs/45.0 innings) with 38 strikeouts.
- Pitched 4.0 innings of relief on July 8 to pick up a victory against Tennessee.

2010

- Signed a minor league contract with the Colorado Rockies on March 6.
- Went a combined 2-1 with a 2.86 ERA (22 earned runs/69.1 innings) in a career-high 58 relief appearances between Tulsa (AA) of the Texas League and Colorado Spring (AAA) of the Pacific Coast League.
- Joined the Cubs on a minor league contract on November 10.

2009

- On May 20 he signed a minor league contract with the San Diego Padres.
- Appeared in 25 games with San Antonio (AA) of the Texas League.
- Also was with the Newark Bears of the Independent League...Was 2-1 with a 9.00 ERA (13 earned runs/13.0 innings).

2008

- Signed a minor league contract with the Los Angeles Dodgers on March 2.
- Underwent flexor tendon surgery on his left elbow on July 8.
- Was with the Long Island Ducks of the Independent League, where he was 2-2 with a 15.68 ERA (18 earned runs/10.1 innings).

2007

- An injured left elbow limited him to just eight appearances in 2007.

2006

- Joined the Texas Rangers organization on November 29.

2005

- Signed a minor league deal with Baltimore on December 1.

BACKGROUND

- Scott Adam Rice graduated from Royal (CA) High School.
- His senior year in high school was his first full season as a pitcher...Went 6-2 striking out 80 in 61.0 innings.
- Was an All-Marmonte League selection.
- Was the Orioles' supplemental selection (sandwich pick between the first and second round) in the 1999 First-Year Player Draft (44th overall)...The pick was acquired as compensation from Texas for the free agent signing of first baseman Rafael Palmeiro.

CAREER TRANSACTIONS

- Selected by the Baltimore Orioles in the supplemental first round (44th overall) of the 1999 First-Year Player Draft.
- Signed by the Texas Rangers as a minor league free agent on November 29, 2006.
- Signed by the Los Angeles Dodgers as a minor league free agent on March 2, 2008.
- Signed by the Long Island Ducks as a free agent in 2008.
- Signed by the San Diego Padres as a minor league free agent on May 20, 2009.
- Signed by the Colorado Rockies as a minor league free agent on March 6, 2010.
- Signed by the Chicago Cubs as a minor league free agent on November 17, 2010.
- Signed by the Los Angeles Dodgers as a minor league free agent on June 7, 2011.
- Signed by the New York Mets as a minor league free agent on November 16, 2012.

YEAR	TEAM	W-L	ERA	G	GS	CG	SHO	SV	IP	H	R	ER	HR	HB	BB	SO	WP	BK
1999	GCL Orioles (R)	1-4	10.38	9	6	0	0	0	17.1	26	34	20	2	3	20	14	3	1
2000	GCL Orioles (R)	1-6	5.21	13	13	0	0	0	57.0	61	46	33	0	8	48	34	3	1
2001	Bluefield (R)	4-3	4.12	12	12	0	0	0	63.1	58	44	29	4	7	28	53	7	3
2002	Delmarva (A)	0-6	5.40	18	3	0	0	3	40.0	45	26	24	2	3	21	22	6	1
	Aberdeen (A)	1-7	4.47	11	10	0	0	1	56.1	66	40	28	2	2	24	41	3	1
2003	Delmarva (A)	4-1	0.94	32	0	0	0	5	47.2	21	7	5	0	4	12	53	2	1
	Frederick (A)	1-3	3.19	25	0	0	0	0	31.0	34	12	11	1	3	14	27	3	0
2004	Bowie (AA)	6-5	3.66	41	10	0	0	1	96.0	94	48	39	3	6	40	61	11	2
2005	Bowie (AA)	4-1	3.27	57	0	0	0	1	74.1	68	29	27	4	8	32	42	8	0
2006	Ottawa (AAA)	3-4	3.86	52	0	0	0	1	65.1	65	28	28	4	5	28	38	9	0
2007	Clinton (A)	0-0	0.00	3	0	0	0	0	4.0	1	0	0	0	0	3	4	0	0
	Frisco (AA)	0-0	0.00	1	0	0	0	0	2.0	4	0	0	0	0	0	0	0	0
	AZL Rangers (R)	0-0	0.00	4	0	0	0	0	4.0	2	0	0	0	0	1	7	1	0
2008	Long Island (IND)	2-2	15.68	7	0	0	0	0	10.1	23	18	18	5	0	5	11	0	0
2009	San Antonio (AA)	1-4	7.36	25	0	0	0	0	29.1	33	26	24	1	3	22	21	2	0
2010	Tulsa (AA)	2-0	0.96	35	0	0	0	4	46.2	23	8	5	0	2	18	33	7	1
	Colorado Springs (AAA)	0-1	6.75	23	0	0	0	3	22.2	27	17	17	0	2	15	15	2	0
2011	Chattanooga (AA)	4-4	1.95	34	0	0	0	1	50.2	42	17	11	3	1	17	42	3	2
2012	Albuquerque (AAA)	2-3	4.40	54	0	0	0	9	59.1	58	33	29	3	4	22	47	9	0
Minor League Totals		19-31	4.06	165	57	0	0	2	401.2	364	219	181	14	33	218	339	47	1

* - led league

- rehabilitation assignment

INDIVIDUAL SCORELESS STREAKS

METS ALL-TIME LEADERS

1.	RA Dickey, 2012	32.2
2.	Jerry Koosman, 1973	31.2
3.	Dwight Gooden, 1984	31.0
4.	Jesse Orosco, 1983	27.2
TS.	Mike Pelfrey, 2010	27.0
	John Maine, 2006	27.0
	Mark Guthrie, 2002	27.0





HANSEL ROBLES

RIGHTHANDED PITCHER #67



HEIGHT: 5-11 **WEIGHT:** 185
BATS: Right **THROWS:** Right
OPENING DAY AGE: 22 **BIRTHDATE:** August 13, 1990

BIRTHPLACE: Bonao, Dominican Republic
RESIDES: Bonao, Dominican Republic

MAJOR LEAGUE SERVICE TIME: 0 Years, 0 Days
SIGNED BY: Ramon Pena, Ismael Cruz & Marciano Alvarez
HOW OBTAINED: Signed as a non-drafted free agent August 21, 2008

CONTRACT STATUS: Signed through 2013

2012

- Named the Sterling Award receipt at Brooklyn (A) of the New York-Penn League...Led the NYPL in ERA and was fifth in strikeouts...Also named the NYPL Pitcher of the Week for the period ending August 13.
- Closed out the regular season by not allowing an earned over his final 36.0 innings...The streak dated to July 28.
- Tossed a complete-game shutout with 10 strikeouts in the opening round of the playoffs on September 7 vs. Hudson Valley to extend his stretch to 45.0 innings without allowing an earned run.
- Went 6-0 with five no-decisions in his final 11 starts (eight earned runs/67.2 innings) of the season.
- Lost his first game of the year, June 21 vs. Staten Island...In 5.0 innings, he allowed one earned run on four hits with one walk and seven strikeouts.
- For the year opposing hitters compiled a .184 (47-256) batting average against him.
- Struck out a season-high nine batters in 8.0 innings vs. Staten Island on July 22.
- On August 10 vs. Vermont he pitched 8.0 innings and allowed one hit, no runs with no walks and seven strikeouts.
- Struck out eight in a game twice and seven, four times.
- Righthanded batters hit .178 (29-163) against him, while lefthanders hit .194 (18-93) against him.

2011

- Worked exclusively out of the bullpen for Kingsport (R) of the Appalachian League.

2010

- Picked up his first professional save while pitching for the DSL Mets I (R) of the Dominican Summer League.

2009

- Made his professional debut with the DSL Mets (R) of the Dominican Summer League.

BACKGROUND

- Hansel Manuel Sanchez Robles attended Escuela Basica Sonador Bonao High School in the Dominican Republic.
- Enjoys hiking and running in his free time.

CAREER TRANSACTIONS

- Signed by the New York Mets as a non-drafted free agent on August 21, 2008.

YEAR	TEAM	W-L	ERA	G	GS	CG	SHO	SV	IP	H	R	ER	HR	HB	BB	SO	WP	BK
2009	DSL Mets (R)	5-4	2.91	15	9	0	0	0	58.2	47	30	19	0	9	16	60	5	0
2010	DSL Mets I (R)	3-3	3.09	14	12	0	0	1	67.0	64	27	23	1	5	13	51	3	1
2011	Kingsport (R)	3-1	2.68	15	0	0	0	1	37.0	28	13	11	2	10	16	42	1	1
2012	Brooklyn (A)	6-1	1.11	12	12	0	0	0	72.2	47	14	9	0	4	10	66	2	1
Minor League Totals		17-9	2.37	56	33	0	0	2	235.1	186	84	62	3	28	55	219	11	3

* - led league

- rehabilitation assignment



JOHAN SANTANA

LEFTHANDED PITCHER #57 @johansantana



HEIGHT: 6-0 **WEIGHT:** 208
BATS: Left **THROWS:** Left
OPENING DAY AGE: 33 **BIRTHDATE:** March 13, 1979

BIRTHPLACE: Tovar Merida, Venezuela
RESIDES: Tovar Merida, Venezuela

MAJOR LEAGUE SERVICE TIME: 12 Years, 122 Days

SIGNED BY: Andres Reiner (Houston)

HOW OBTAINED: Acquired from the Minnesota Twins, in exchange for outfielder Carlos Gomez, righthanded pitcher Philip Humber and minor league pitchers Kevin Mulvey and Deolis Guerra, on February 2, 2008

CONTRACT STATUS: Signed through 2013

★ CAREER HONORS

Threw the first no-hitter in Mets franchise history on June 1, 2012...Led the National League in ERA and innings pitched in 2008...Is one of only five pitchers to be a two-time unanimous American League Cy Young Award winner (2004 and 2006)...Is a four-time All-Star (2005, 2006, 2007 and 2009)...Rawlings Gold Glove recipient (2007)...Has six American League Pitcher of the Month honors (August, 2003; July, 2004; August, 2004; September, 2004; June, 2006 and September, 2006) and was the National League Pitcher of the Month twice (September, 2008 and April, 2009)...Was selected the AL's Player of the Week three times (June 14-June 20, 2004; September 13-September 19, 2004 and August 13-August 19, 2007)...Named the National League Co-Player of the Week (August 11-August 17, 2008) and the Player of the Week, May 28-June 3, 2012...Won the Pitching Triple Crown in 2006, leading the AL in wins (19), strikeouts (245) and ERA (2.77)...His 139 victories are the second-most in major league history by a Venezuelan-born player (Freddy Garcia-152)...Santana's 3.20 ERA is the lowest of any active player (minimum 1,500 innings).

2012

- Tossed the first no-hitter in Mets history vs. the Cardinals on June 1 at Citi Field...Won 8-0...Walked five and struck out eight...In his previous start, had blanked the Padres, 9-0, at home, allowing four hits, no walks, and seven strikeouts...Became the fourth Venezuelan-born pitcher to throw a no-hitter and the first since the Cubs' Carlos Zambrano on September 14, 2008 at Houston...The others are Wilson Alvarez and Anibal Sanchez...Countryman Felix Hernandez later threw a perfect game for the Mariners.
- Became the first pitcher since Dave Righetti in 1983 to throw a shutout and a no-hitter in consecutive starts...Righetti tossed a shutout vs. the Orioles on June 29 and then pitched his no-hitter vs. Boston on July 4...It was the first time a Mets' pitcher had back-to-back complete-game shutouts since 1992 when David Cone accomplished the feat on May 19 vs. San Diego and on May 24 vs. San Francisco...His two complete games give him nine since 2008, which ties him with Cliff Lee (Philadelphia), Cole Hamels (Philadelphia), and Adam Wainwright (St. Louis) for third-most among National League pitchers...Matt Cain's (San Francisco) 12 complete games rank second, while Roy Halladay (Philadelphia) leads the NL with 17 complete games during that stretch, despite only having played in the NL since 2010.
- His first career no-hitter on June 1 vs. the Cardinals marked the first no-hitter by a National League pitcher since the Phillies' Roy Halladay in Game One of the 2010 NLDS vs. Cincinnati...The previous five no-hitters were in the American League...His previous low-hit complete game was a three-hitter, done five times in his career, last on August 12, 2010 vs. Colorado.
- Became the third non-rookie in the past 50 seasons to throw a no-hitter after not pitching in the majors the previous season...The other two were Jim Palmer for the 1969 Baltimore Orioles and Dwight Gooden for the 1996 New York Yankees.
- Was the first pitcher to no-hit the defending World Series Champs since the Rangers' Nolan Ryan no-hit the Oakland Athletics on June 11, 1990...It was the eighth time the defending world champs have been no-hit...Was the first pitcher to throw a no-hitter against a team leading its league in batting average since the Cardinals' Jose Jimenez did it against Arizona on June 25, 1999.
- In the 10 starts after the no-hitter, the lefthander went 3-7 with a 8.27 ERA (45 earned runs/49.0 innings)...Over that span, he surrendered 13 home runs, after allowing four home runs in his first 11 starts...Pitched into the seventh inning only once (8.0 innings on June 30 at Los Angeles) in those 10 starts.



JOHAN'S BESTS

WIN STREAK

13 games
7/17/04-9/24/04

LOSS STREAK

5 games
7/6/12-present

STRIKEOUTS, GAME

17 strikeouts
8/19/07, Minnesota vs. Texas

DOUBLE-DIGIT STRIKEOUT GAMES

50 games
last, 11 strikeouts, 4/24/12 vs. Miami

LONGEST OUTING, STARTER

9.0 innings
12 times, last, 6/1/12 vs. St. Louis

LONGEST OUTING, RELIEVER

5.1 inning
3 times, last, 5/31/02, Minnesota vs. Anaheim

MOST WALKS, GAME

7 walks
7/15/02, Minnesota vs. Anaheim

FEWEST WALKS, COMPLETE GAME

0 walks
4 times, last, 8/17/08 at Pittsburgh (Won, 4-0)

SCORELESS STREAK

33.0 innings
8/28/04-9/24/04

LAST COMPLETE GAME

6/1/12 vs. St. Louis (Won, 8-0)

LAST COMPLETE-GAME SHUTOUT

6/1/12 vs. St. Louis (Won, 8-0)

FEWEST HITS, COMPLETE GAME

0 hits
6/1/12 vs. St. Louis (Won, 8-0)

- The Mets had played 8,019 regular season games in team history before the no-hitter on June 1...The 8,019 games were the most by any team before it recorded its first no-hitter...Threw the 251st no-hitter in major league history during the regular season and the 253rd including the postseason.
- Named the National League Player of the Week for the period May 28-June 3...Pitched two complete-game shutouts, including the first no-hitter in franchise history...It was his second NL Player of the Week award...Was the AL Player of the Week three times.
- Had his scoreless innings streak snapped at 19.0 innings on June 8 vs. the Yankees...Equaled his career-high allowing four home runs...It was the fourth time in his career he's allowed four home runs and the first time he surrendered back-to-back-to-back home runs (Robinson Cano, Nick Swisher and Andruw Jones)...The last Mets pitcher to suffer that fate was John Maine on June 12, 2007 at Los Angeles (NL) when Wilson Betemit, Matt Kemp and Hong-Chih Kuo each went deep.
- Was on the Disabled List twice during the year, July 21-August 11 with a right ankle sprain and August 22 (retroactive to August 18) to the end of the season, with inflammation of his lower back.
- Was beaten by the Atlanta Braves, 9-3, on August 11 at Citi Field...Pitched a career low-tying 1.1 innings, allowing eight runs, earned, one walk...Also went a career low-tying 1.1 innings on April 17 at Atlanta.
- Went 0-5 with a 15.63 ERA over five starts from July 6-August 17...Allowed 33 earned runs over 19.0 innings...No other major league pitcher since 1900 lost five straight starts in which he pitched a total of fewer than 20.0 innings and allowed as many runs as Santana.
- Opponents swung and missed at 25.7% of his pitches, good for the ninth-highest percentage among National League hurlers...Edwin Jackson (Washington, 28.0%) led the NL.
- Held hitters to a .269 (25-93) batting average with runners in scoring position...Limited opponents to a .163 (7-43) batting average with two outs in such situations...Overall, with runners on base, batters hit .309 (55-178)...When there were no runners on base, held the opposition to a .222 (87-392) average.
- Finished the season with a career ERA of 3.20 (721 earned runs/2025.2 innings), the fourth-best mark in the majors among active pitchers with at least 1,000 innings pitched, trailing only Seattle's Felix Hernandez's 3.17 (552 earned runs/1568.1 innings), St. Louis' Adam Wainwright's 3.11 ERA (352 earned runs/1019.2 innings), and New York's Mariano Rivera's 2.21 ERA (300 earned runs/1219.2 innings).
- Struck out a season-high 11 in 6.2 innings vs. Miami on April 24...It was the 50th double-digit strikeout game of his career...It was his only double-digit strikeout game this season and first since he struck out 10 Rockies on August 12, 2010 at Citi Field.
- Started Opening Day at home April 5 vs. Atlanta...Took a no-decision in the Mets' 1-0 victory...Threw 5.0 innings, allowing no runs, two hits and two walks, while recording five strikeouts...It was his seventh Opening Day start and fourth with the Mets...The 5.0 shutout innings lowered Santana's career Opening Day ERA to 3.06 (12 earned runs/35.1 innings) and his Mets Opening Day ERA to 1.52 (four earned runs/23.2 innings).

MOST STRIKEOUTS

2004 - 2012

1. CC Sabathia	1556
2. JOHAN SANTANA	1479
3. Javier Vazquez	1460
4. Dan Haren	1400
5. AJ Burnett	1349

2011

- Finished his active rehabilitation program on October 8...He then entered a long period of medically prescribed rest.
- Threw 4.0 innings in an Instructional League game on September 30 in Fort Myers, FL...He also tossed a 3.0-inning simulated game on September 17.
- Started Game Two of the South Atlantic League semi-finals for Savannah (A) vs. Augusta on September 9...In 3.0 innings of work, he allowed one unearned run on two hits, with one strikeout and one walk.
- Hurlled 2.0 innings for St. Lucie (A) of the Florida State League on September 3 vs. Palm Beach...It was his first appearance in a minor league game since July 28 after being shut down due to shoulder fatigue...He surrendered three hits, one run, earned, with no walks and two strikeouts.
- Made his first major league rehabilitation appearance on July 28 with St. Lucie (A) vs. Daytona...Tossed 3.0 scoreless innings, allowing two hits and no walks, hit one batter and had three strikeouts.
- Began the year on the 15-Day Disabled List while he recovered from surgery to repair a tear of the anterior capsule of his left shoulder...Underwent the procedure on September 14, 2010.
- Since 2004, he leads the major leagues in ERA (2.89) and opponents batting average (.222)...Is also fifth in wins (110) and second in strikeouts (1,479).
- Is 19-7 with a 2.61 ERA in 48 games, 35 starts, during the month of September...Has allowed 196 hits, 79 runs, 74 earned, with 73 walks and 274 strikeouts in 255.0 innings.
- Is 65-23 with a 2.75 ERA (256 earned runs/836.1 innings) after the All-Star Break for his career...His second-half ERA is the best among active pitchers and his winning percentage (.739) is the third-best in the history of the game...The Don Gullet is first (.742) and Roy Oswalt is second (.739).

2010

- His season came to an end on September 14 when he underwent surgery to repair the tear of his anterior capsule of his left shoulder...The surgery was performed by Mets Medical Director, Dr. David Altchek at the Hospital for Special Surgery in Manhattan.
- Experienced discomfort in his shoulder area in his final start of the year, September 2 at Atlanta...Won that game, 5-2, but came out after 5.0 innings after allowing one earned run on three hits, with one walk and three strikeouts.
- Hurlled three straight complete games from August 12-August 22 vs. Colorado, at Houston and at Pittsburgh...Shut out the Rockies, 4-0, and allowed four hits, with two walks and 10 strikeouts...Lost, 4-3, to the Astros on August 17...Gave up four runs and nine hits with a walk and seven strikeouts in 8.0 innings...Also dropped a 2-1 decision to the Pirates on August 22...Struck out nine and gave up four hits, with a walk in 8.0 innings.
- Became the first Mets pitcher since David Cone in 1990 to toss three consecutive complete games in a single season...Also became the first Mets pitcher since Jerry Koosman in 1977 to toss consecutive complete games and lose both...The last Mets pitcher to throw four straight complete games was Dwight Gooden from April 15-May 1, 1988.
- Led the majors with 43.1 innings pitched and three complete games in August...Finished second in the National League and fourth in the majors for the month with 47 strikeouts, one behind Philadelphia's Cole Hamels.
- Did not allow a run in eight starts, which tied him for third in the majors with Jon Lester of Boston and Gio Gonzalez of Oakland...Roy Halladay and Roy Oswalt of the Phillies were first with nine...Had 16 starts when he permitted one run or less, tied for the most in the majors with the Cardinals' Adam Wainwright and the Rockies' Ubaldo Jimenez...Dwight Gooden holds the team record with 19 such starts in 1985...Santana's 16 starts with one run or less are tied for the fourth highest total in franchise history with Gooden's total in 1984...Tied for second place are Frank Viola (17, 1990) and Tom Seaver (17, 1971).
- Struck out 10 vs. Colorado on August 12, the second time in three outings that he reached double digits...Struck out a season-high and 2010 team-best 11 batters on August 2 vs. Atlanta...His 11 strikeouts were the most by a Mets pitcher since he struck out 11 on May 27, 2009 vs. Washington.
- On April 5, he went 6.0 innings and allowed one run and four hits to beat Florida, 7-1...It was his sixth Opening Day start and his fourth straight with the Mets.
- Allowed a career-high 10 runs on May 2 at Philadelphia...The last Mets pitcher to allow 10 or more runs in a game was Orlando Hernandez, who surrendered 11 runs on August 15, 2006 at Philadelphia...He also allowed four home runs in a game for the fourth time in his career in that contest...The previous occurrence was June 9, 2009 vs. Philadelphia...The Mets lefty allowed nine runs in the fourth inning, the most he's allowed in a single frame in his career.
- Tossed a three-hit complete-game shutout to turn back the Reds at home on July 6...In that game, he hit his first major league home run, a solo shot against Matt Maloney in the third inning...Became the first Mets pitcher to hit a home run since John Maine hit one against Ian Snell of the Pirates, July 24, 2007...Became the second Mets pitcher to throw a complete game shutout and hit a home run in the same game on July 6 vs. Cincinnati...Pete Falcone accomplished the feat on September 29, 1981 when he beat the Phillies, 7-0, at Philadelphia...Santana is the sixth pitcher since 1983 to throw a shutout while allowing three hits or fewer and hitting a home run in the same game...The others to do it since then are Floyd Youmans (1986), Pete Harnisch (1999), Chan Ho Park (2000), Jeff D'Amico (2003) and Mike Hampton (2005).
- Collected two hits in a game for the fifth time in his career on May 28 at Milwaukee.
- Put together a four-game hitting streak from August 7-August 22 (4-12, .333).

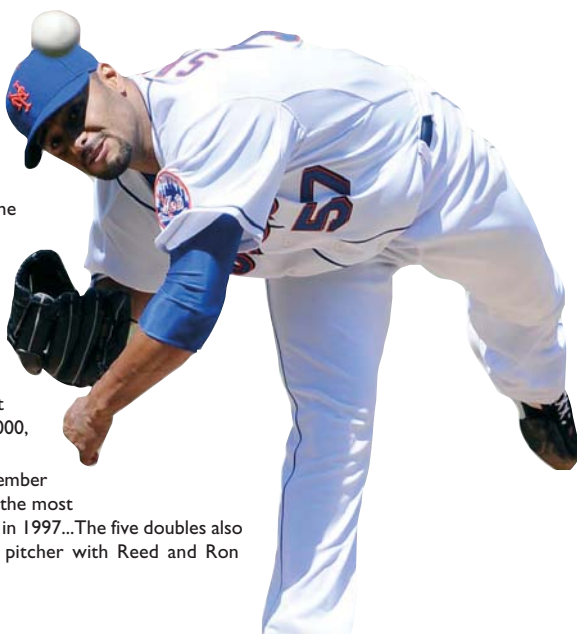


2009

- Underwent surgery for the arthroscopic removal of multiple bone fragments from his left elbow on September 1 at the Hospital for Special Surgery...Mets Medical Director Dr. David Altchek performed the procedure.
- Placed on the 15-Day Disabled List on August 25 with bone chips in his left elbow.
- Recorded 13 strikeouts, his most as a member of the Mets, on April 12 at Florida...The 13 strikeouts were the third-most of his career.
- After his fourth start, had a 0.70 ERA and 37 strikeouts...Before 2009, only two pitchers had an ERA under 0.75 and 36 or more strikeouts in their first four starts of a season: Fernando Valenzuela for the 1981 Dodgers (0.25 ERA, 36 strikeouts) and Tom Cheney for the 1963 Senators (0.25 ERA, 38 strikeouts)...Zack Greinke (0.00 ERA and 36 strikeouts) also accomplished the feat.
- Won the National League Pitcher of the Month for April...Went 3-1 with an NL-best 1.10 ERA in five starts...Over 32.2 innings, he allowed 22 hits, six runs, four earned, and nine walks, while striking out 44...He surrendered two runs or fewer in all five of his starts...It also marked his second straight monthly honor (September, 2008) and eighth overall.
- Blanked the Phillies on May 6 for 7.0 innings to stretch his streak of starts allowing two runs or less to a career-best 12.
- His 0.78 ERA through seven starts was the lowest in franchise history to begin a season...Frank Viola had a 0.87 ERA in 1990...Santana became the 14th pitcher since 1913 (the first season that earned runs officially were tracked in both leagues) to post an ERA below 0.80 through his first seven starts of the season, including Zack Greinke (0.51) in 2009...Became the first NL pitcher to do it since Fernando Valenzuela (0.29) in 1981...Is only the third of those 14 pitchers to lose at least two of his first seven starts...The others were Dutch Leonard (4-2, 0.42) for the Red Sox in 1914 and Dana Fillingim (5-2, 0.29) for the 1918 Boston Braves.
- The six runs allowed on May 16 at San Francisco snapped his streak of starts with two runs or less at 13...That stretch was the longest ever fashioned by a current major leaguer...Edinson Volquez had a string of 12 games in 2008...Santana was 9-2 with a 1.57 ERA (17 earned runs/97.1 innings pitched) and 114 strikeouts in this span.
- Surrendered four home runs on June 9 at home to Philadelphia to tie his career-high...The leftshander had allowed that many once before on July 23, 2007 at Toronto while with Minnesota...He also surrendered consecutive home runs to Ryan Howard and Raul Ibanez in the fourth, the first time he allowed back-to-back home runs since July 17, 2008 at Cincinnati (Adam Dunn and Juan Encarnacion)...Also recorded his first RBI since July 27, 2008 with a run-scoring double in the sixth inning of that game, a 6-5 win over Philadelphia.
- From July 9, 2008-June 9, 2009, he went 17-3 in 20 decisions...Over that stretch, posted a 1.80 ERA (28 earned runs/140.1 innings pitched) and he allowed just 113 hits and 35 walks, while striking out 145.
- Suffered through the worst start of his career on June 14 at the Yankees...In a 15-0 loss, he allowed a career-high nine runs and nine hits in 3.0 innings, matching his shortest start ever...He was pulled on September 26, 2007 in Detroit after 3.0 innings due to a one hour and 18 minute rain delay and lasted 3.0 innings on May 23, 2004 at home against Chicago (AL).
- Improved to 2-0 in 2009 against former Cy Young award winners when he beat Chris Carpenter and the Cardinals, 3-2, on June 25...Santana also outpitched Randy Johnson in San Francisco on May 16 to earn a 9-6 victory.
- Allowed three hits in his start on July 5 at Philadelphia, but dropped a 2-0 decision...Finished the season 3-3 with a 1.80 ERA in six games in which he allowed three hits or less.
- Won his 10th game on July 11, marking the seventh consecutive season in which has won double-digit games.
- Struck out Atlanta's Yunel Escobar on July 18 for his 1,700th career strikeout...Reached that milestone in 1,600.2 innings, the third-fewest among active pitchers behind only Pedro Martinez (1,483.2 innings pitched) and Randy Johnson (1,514.2 innings pitched).
- On July 24, Michael Bourn stole the only base against the leftshander in 2009 when, in the fourth inning, the Houston outfielder broke for second and made it safely after Santana threw to first...It was only the third stolen base attempt against him all season...None came on a pitch delivered to home plate.
- Among pitchers who made at least 25 starts, he was second in the league with just one stolen base allowed...St. Louis' Joel Pineiro did not allow any stolen bases.
- Was named to his fourth All-Star Game, first while in the National League...Did not appear in the American League's 4-3 win.
- Went 7.0 scoreless innings during a 7-0 win in the first game of a doubleheader on July 30 against Colorado...It was Santana's seventh start of the season where he went at least 6.0 innings and did not allow an earned run...Finished two behind the major league leader, Felix Hernandez, in such starts, despite going to the mound nine fewer times.
- In the start on July 24 at Houston, he went on to tie his career high with 12 hits allowed, set originally on May 22, 2008 at Atlanta...It was just the eighth time in his career he allowed double-digit hits.
- Set his career high with two RBI on August 4 against the Cardinals...His two-run double off Pineiro was also his second double to the season.
- On August 9 at San Diego, tied his career-high with two hits, done four times...Also drew a walk to reach base in three different at-bats, doing so for just the second time in his career...He had two doubles and a walk on April 23, 2008 at Washington...Became the first pitcher in any game in 2009 to collect two hits, a walk, an RBI and score a run.
- With just three walks in four August starts, Santana tied for the fewest bases-on-balls in the month among all major league pitchers with at least 29.0 innings in August.

2008

- Underwent arthroscopic surgery on his left knee to repair a torn meniscus on October 1...Mets Medical Director Dr. David Altchek and Mets Team Physician Dr. Straun Coleman performed the procedure.
- Led the National League in ERA and innings pitched...Established career-bests in both categories...Also finished tied for second in the NL in strikeouts.
- Matched his career-high in starts.
- Finished third in the voting for the National League Cy Young Award...Received four first place votes and finished with a total of 55 points.
- Was 9-0 with a 2.09 ERA (28 earned runs/120.2 innings) in his last 17 starts dating to July 4 at Philadelphia...Allowed three runs or less in 16 of these 17 starts...The Mets were 13-4 in these starts.
- Became the sixth pitcher to make their Mets debut as the starting pitcher on Opening Day...The others were: Roger Craig (1962), Don Cardwell (1967), Mike Hampton (2000), Tom Glavine (2003) and Pedro Martinez (2005)...Of those five, only Martinez did not get tagged with a loss.
- His loss on April 6 at Atlanta was the first loss of his career in which he allowed only one run...John Smoltz got the win in the Mets' 3-1 defeat.
- Won his 50th career road game on April 23 at Washington...At 50-23, he became the fourth pitcher since 1960 to reach 50 wins with 23 or fewer losses (Roger Clemens-21, Mike Mussina-21, Freddy Garcia-23).
- Allowed a career-high 12 hits on May 22 at Atlanta...Had never allowed more than 10 hits in a game, which he had done five times, most recently on May 10 vs. Cincinnati.
- Collected his 100th career victory, against only 47 career losses, June 1 vs. Los Angeles...Only four other lefthanded pitchers in major league history had fewer than 50 losses at the time of their 100th win: Whitey Ford (100-36), Ron Guidry (100-39), Don Gullett (100-48) and Lefty Gomez (100-49).
- Named the National League Co-Player of the Week with Houston's Ty Wigginton for the period ending August 17...Went 2-0 with a 1.64 ERA (three earned runs/16.0 innings).
- Earned NL Pitcher of the Month honors for September...Went 4-0 with a 1.83 ERA (nine runs/44.1 innings) with 47 strikeouts.
- Was 0-4 in six starts from June 6-July 4 despite a 2.48 ERA (11 earned runs/40.0 innings pitched)...It was only the sixth time in his career that he had lost three or more decisions in a row...Lost three decisions in a row on four occasions: August 6-August 17, 2002, June 19-July 6, 2005, April 4-April 21, 2006 and July 18-August 3, 2007...Lost four decisions in a row one other time, May 18-June 3, 2004.
- Recorded the 1,500th strikeout of his career by striking out Chris Coste on July 22 vs. Philadelphia...Is the only active pitcher under the age of 30 to reach that milestone...Reached 1,500 strikeouts in the fifth fewest number of innings pitched in MLB history...Pedro Martinez (1325.2 innings), Randy Johnson (1361.0 innings), Nolan Ryan (1366.2 innings), Sam McDowell (1417.0 innings) and Santana (1425.1 innings).
- Made his second career start on three days rest when he took the mound on September 27 vs. Florida...Tossed his third complete game of the season, and his second shutout in the Mets 2-0 victory...Allowed three hits while walking three and striking out nine.
- Became the first Mets pitcher since David Cone on August 13, 1990 at San Francisco to toss a complete game on short rest and the first since Dwight Gooden on September 16, 1987 at Montreal to throw a complete-game shutout.
- Since the 2000 season, only four other pitchers have tossed complete-game shutouts on three days rest: Bronson Arroyo (September 5, 2006, Cincinnati vs. San Francisco), Aaron Harang (April 23, 2006, Cincinnati at Milwaukee), Jason Marquis (August 27, 2005, St. Louis at Washington) and Andy Pettitte (June 29, 2000, New York (AL) at Detroit).
- Hit his fifth double of the season on September 18 at Washington...The five doubles were the most by a Mets pitcher since Rick Reed had five in 1997...The five doubles also tie the Mets single-season record for a pitcher with Reed and Ron Darling (1987).



2007

- Set a Minnesota club record and a career-high with 17 strikeouts on August 19 vs. Texas.
- His September 26 start at Detroit was cut short because of rain (3.0 innings)...That ended his streak of 123 starts with 5.0 or more innings...That streak started on May 29, 2004 and ran through September 21, 2007...In the last 50 years, it is the third longest streak, trailing Curt Schilling (147 consecutive, which ended in his first start of 2007) and David Cone (145).
- Was second in the AL in strikeouts, third in opponents batting average against (.225) and strikeouts per nine innings (9.66).

2006

- Was named the American League's Cy Young Award winner, receiving all 28 first place votes and capturing the award unanimously for the second time in three seasons.
- Also was selected the American League Pitcher of the Year by The Sporting News and was the Major League Players' Choice Award winner for the AL's Most Outstanding Pitcher.
- Also for the second time in three years he was named the Warren Spahn Award winner by the Oklahoma Sports Museum and the Satchell Paige Award winner by the Negro League Baseball Museum.
- Ranked first in the AL in ERA, innings pitched, strikeouts and starts and was tied for first in victories...Became the 14 pitcher in the Expansion Era (since 1961) to lead the league in wins, strikeouts and ERA in the same season.
- Made his first Opening Day start on April 4 at Toronto.
- Picked to his second career All-Star team, July 11 at Pittsburgh.

2005

- Paced the American League in strikeouts...Was the first Twins pitcher to accomplish that feat.
- Tied a then career-best with 14 strikeouts, June 2 vs. Cleveland.
- Selected to his first career All-Star Game, July 12 at Detroit.

2004

- Selected unanimously as the American League's Cy Young Award winner by the Baseball Writers Association of America (BBWAA), receiving all 28 first place votes.
- Was the first Venezuelan to capture the honor and the third Minnesota Twin to win the award.
- Led the American League in ERA, opponents batting average against (.192) and strikeouts, and was second in wins and winning percentage.
- Established career-highs in practically every category.
- Also was The Sporting News' AL Pitcher of the Year and was the Major League Players Choice Award winner for AL Most Outstanding Pitcher.
- Had five straight 10-plus strikeout games, June 20-July 11.
- Hurlled his first complete game and shutout, July 6 vs. Kansas City.
- Named the AL's Pitcher of the Month for July, August and September...Became the first pitcher since Pedro Martinez (1999) to win the award three times in one season...In July, he went 3-2 with a 1.17 ERA...In August, he was 6-0 with a 2.08 ERA, while his record in September was 5-0 with an 0.45 ERA.
- Selected the American League's Player of the Week, September 13-September 19...Struck out a then career-high 14 on September 19 vs. Baltimore.
- Established a club mark with 13 victories in a row, July 17-September 24.

2003

- Named the AL Pitcher of the Month for August, going 5-0 with a 1.07 ERA.

2002

- Struck out 16 on April 29 vs. New Orleans.

2001

- Placed on the Disabled List, June 12-September 21, with a partial tear of the flexor muscle of his left elbow.

2000

- Made his major league debut on April 3 vs. Tampa Bay and his first start on April 7 at Kansas City.
- Gained his initial big league victory, June 6 at Houston.

1999

- Picked to the Midwest (A) All-Star team, June 22 at Lansing.

BACKGROUND

- Johan Alexander Santana graduated from Liceo Jose Nucete Sardi (VZ) High School, where he played baseball and soccer.
- Was named Tovar Merida's Athlete of the Year in 1999.
- Created the Johan Santana Foundation which supports youth baseball and other children's charities in his native Venezuela.
- Arranged to have a fire truck delivered to his hometown of Tovar Merida, VZ.
- Held the Johan Santana Celebrity Bowl-A-Thon in the summer of 2007 to benefit the NYU Myeloma Center and the Johan Santana Foundation.
- Is Major League Baseball's Spokesman for the "Play it Smart When it Comes to the Sun" program, which raises awareness of skin cancer...Santana was involved in the program as a tribute to the late Lynne Greenberg, the wife of one of his agents, Ed Greenberg.
- Introduced "Santana's Select" during the 2008 season, with the help of Charity Wines, with all proceeds benefitting the Johan Santana Foundation.
- Sponsored his Seventh Annual Holiday Party in his hometown of Tovar, Venezuela in December, 2012...Ran a soccer and baseball tournament and handed out over 8,000 gifts to children.
- Held the Johan Santana All-Star Bowling Classic on June 21, 2010 in Manhattan to benefit the Johan Santana Foundation.
- Won the Big B.A.T./Frank Slocum Award in January, 2013 for his contributions to the Baseball Assistance Team.
- Helping build a baseball and soccer sports complex in his hometown of Tovar.

CAREER TRANSACTIONS

- Signed by the Houston Astros as a non-drafted free agent on July 2, 1995.
- Selected by the Florida Marlins in Major League Baseball's Annual Rule V Draft on December 13, 1999.
- Acquired by the Minnesota Twins in exchange for minor league righthanded pitcher Jared Camp and cash considerations on December 13, 1999.
- On the 60-Day Disabled List, July 12-September 21, 2001, with a partial tear of the flexor muscle in his left elbow.
- Acquired by the New York Mets in exchange for outfielder Carlos Gomez, righthanded pitcher Philip Humber and minor league righthanded pitchers Kevin Mulvey and Deolis Guerra, on February 2, 2008.
- On the 15-Day Disabled List, August 25, 2009-end of season, following surgery to remove bone chips in his left elbow.
- On the 15-Day Disabled List, March 31-May 6, 2011, while recovering from left shoulder surgery...Transferred to the 60-Day Disabled List, May 6-October 2, 2011.
- On the 15-Day Disabled List, July 21-August 11, 2012, with a right ankle sprain.
- On the 15-Day Disabled List, August 18-end of the season, with lower back inflammation.

YEAR	TEAM	W-L	ERA	G	GS	CG	SHO	SV	IP	H	R	ER	HR	HB	BB	SO	WP	BK
1996	DSL Astros (R)	4-3	2.70	23	1	0	0	3	40.0	26	16	12	1	0	22	51	5	0
1997	GC Astros (R)	0-4	7.93	9	5	1	0	0	36.1	49	36	32	2	2	18	25	5	1
	Auburn (A)	0-0	2.25	1	1	0	0	0	4.0	1	1	1	0	0	6	5	0	0
1998	Quad Cities (A)	0-1	9.45	2	1	0	0	0	6.2	14	7	7	1	0	3	6	1	0
	Auburn (A)	7-5	4.36	15	15	1	1	0	86.2	81	52	42	9	10	21	88	7	0
1999	Michigan (A)	8-8	4.66	27	26	1	0	0	160.1	162	94	83	14	10	55	150	10	1
2000	MINNESOTA (AL)	2-3	6.49	30	5	0	0	0	86.0	102	64	62	11	2	54	64	5	2
2001	MINNESOTA (AL)	1-0	4.74	15	4	0	0	0	43.2	50	25	23	6	3	16	28	3	0
2002	Edmonton (AAA)	5-2	3.14	11	9	0	0	0	48.2	37	24	17	7	0	27	75	2	0
	MINNESOTA (AL)	8-6	2.99	27	14	0	0	1	108.1	84	41	36	7	1	49	137	*15	2
2003	MINNESOTA (AL)	12-3	3.07	45	18	0	0	0	158.1	127	56	54	17	3	47	169	6	2
2004	MINNESOTA (AL)	20-6	*2.61	34	34	1	1	0	228.0	156	70	66	24	9	54	*265	7	0
2005	MINNESOTA (AL)	16-7	2.87	33	33	3	2	0	231.2	180	77	74	22	1	45	*238	8	0
2006	MINNESOTA (AL)	*19-6	*2.77	34	*34	1	0	0	*233.2	186	79	72	24	4	47	*245	4	1
2007	MINNESOTA (AL)	15-13	3.33	33	33	1	1	0	219.0	183	88	81	*33	4	52	235	7	1
2008	METS	16-7	*2.53	34	34	3	2	0	*234.1	206	74	66	23	4	63	206	9	2
2009	METS	13-9	3.13	25	25	0	0	0	166.2	156	67	58	20	3	46	146	1	0
2010	METS	11-9	2.98	29	29	4	2	0	199.0	179	67	66	16	2	55	144	2	2
2011	St. Lucie (A)#	0-0	1.80	2	2	0	0	0	5.0	5	1	1	0	1	0	5	0	0
2012	Brooklyn (A)#	0-0	0.00	1	1	0	0	0	3.0	1	0	0	0	0	1	3	0	0
	METS	6-9	4.85	21	21	2	2	0	117.0	117	65	63	17	0	39	111	1	0
Minor League Totals		24-23	4.49	91	61	3	1	3	390.2	376	231	195	34	23	153	408	30	2
Major League Totals		139-78	3.20	360	284	15	10	1	2025.2	1726	773	721	220	36	567	1988	68	12

* - led league

- rehabilitation assignment



DIVISION SERIES

YEAR	TEAM/OPPONENT	W-L	ERA	G	GS	CG	SHO	SV	IP	H	R	ER	HR	HB	BB	SO	WP	BK
2002	Minnesota/Oakland	0-0	6.00	2	0	0	0	0	3.0	3	2	2	0	0	2	2	0	0
2003	Minnesota/New York	0-1	7.04	2	2	0	0	0	7.2	9	6	6	0	0	3	6	0	0
2004	Minnesota/New York	1-0	0.75	2	2	0	0	0	12.0	14	1	1	0	1	4	12	0	0
2006	Minnesota/Oakland	0-1	2.25	1	1	0	0	0	8.0	5	2	2	1	0	1	8	0	0
Division Series Totals		1-2	3.23	7	5	0	0	0	30.2	31	11	11	1	1	19	28	0	0

LEAGUE CHAMPIONSHIP SERIES

YEAR	TEAM/OPPONENT	W-L	ERA	G	GS	CG	SHO	SV	IP	H	R	ER	HR	HB	BB	SO	WP	BK
2002	Minnesota/Anaheim	0-1	10.80	4	0	0	0	0	3.1	4	4	4	1	0	0	4	2	0

ALL-STAR GAMES

YEAR	LEAGUE/SITE	W-L	ERA	G	GS	CG	SHO	SV	IP	H	R	ER	HR	HB	BB	SO	WP	BK
2005	AL/Detroit	0-0	0.00	1	0	0	0	0	1.0	1	0	0	0	0	1	0	0	0
2006	AL/Pittsburgh	0-0	0.00	1	0	0	0	0	1.0	0	0	0	0	0	1	1	0	0
2007	AL/San Francisco	0-0	0.00	1	0	0	0	0	1.0	0	0	0	0	0	0	2	0	0
2009	NL/St. Louis	Did Not Pitch																
All-Star Game Totals		0-0	0.00	3	0	0	0	0	3.0	1	0	0	0	0	2	3	0	0

WORLD BASEBALL CLASSIC

YEAR	TEAM	W-L	ERA	G	GS	CG	SHO	SV	IP	H	R	ER	HR	HB	BB	SO	WP	BK
2006	Venezuela	0-2	2.16	2	2	0	0	0	8.1	5	3	2	1	0	3	10	0	0

MAJOR LEAGUE HITTING TOTALS

YEAR	TEAM	AVG.	G	AB	R	H	2B	3B	HR	RBI	SH	SF	HBP	BB	SO	SB	CS	SLG	OBP	E
2012	METS	.086	21	35	0	3	0	0	0	0	5	0	0	0	14	0	0	.086	.086	0
Career Totals		.161	360	248	11	40	12	1	1	9	22	0	0	9	78	0	0	.230	.191	0

LAST HOME RUN—1, July 6, 2010 vs. Cincinnati (Matt Maloney)

MOST HITS, GAME—2, five times, last, May 28, 2010 at Milwaukee

MOST RBI, GAME—2, August 4, 2009 vs. St. Louis

CAREER FIELDING

POS	G	PO	A	E	PCT.	TC	DP
P	360	98	232	19	.946	349	16

MULTIPLE UNANIMOUS CY YOUNGS

1. Sandy Koufax.....3
2. JOHAN SANTANA.....2
3. Pedro Martinez.....2
4. Greg Maddux.....2
5. Roger Clemens.....2

**JOSH SATIN**
INFILDER #76**HEIGHT:** 6-2**BATS:** Right**OPENING DAY AGE:** 28**WEIGHT:** 200**THROWS:** Right**BIRTHDATE:** December 23, 1984**BIRTHPLACE:** Hidden Hills, CA**RESIDES:** Hidden Hills, CA**MAJOR LEAGUE SERVICE TIME:** 0 Years, 34 Days**SIGNED BY:** Doug Thurman**HOW OBTAINED:** Selected in the sixth round of the 2008 First-Year Player Draft**CONTRACT STATUS:** Signed through 2013

non roster invitee

2012

- Appeared in one game for the Mets...Struck out as a pinch-hitter on June 5 at Washington.
- Recalled on June 3 from Buffalo (AAA) of the International League...Sent back to Buffalo on June 8.
- For Buffalo, hit .333 (27-81) in 23 June games.
- Collected five home runs in 25 July contests.
- Hit .284 (80-282) before the International League All-Star Game and .289 (46-159) after the contest.
- Had 30, two-hit games, two, three-hit games, and three, four-hit games...The four-hit games came on April 25 at Lehigh Valley, June 25 at Durham and August 3 vs. Syracuse.
- Collected two home runs and knocked in four runs vs. Durham on June 25...Also had four RBI vs. Syracuse on August 3...Hit a home run in each of his three, four-hit games (four total).
- Had a season-long 11-game hitting streak from July 31-August 12...Hit .450 (18-40) with three home runs and 12 RBI during his run.

2011

- Earned Sterling Organizational Player of the Year honors, emblematic of the top minor league player in the Mets system.
- Named to the Topps' Double-A All-Star team.
- Named to the Eastern League mid-season and postseason All-Star teams...Led the EL in on-base percentage (.423) and finished fourth with a .325 average.
- Split the minor league season between Binghamton (AA) of the Eastern League and Buffalo (AAA) of the International League before the Mets selected his contract on September 1.
- Finished the season as the third-best hitter in the Mets minor league system...Hit a combined .323 (156-483) in 132 games.
- Made his major league debut on September 4 at Washington...Collected his first major league hit in his first career at-bat, a single off Livan Hernandez...Also scored his first run in the game.
- Picked up his first two RBI on September 21 at St. Louis...Doubled in the game for his first career extra-base hit.
- Started the season with Binghamton, hitting .325 (110-338) with 11 home runs and 60 RBI in 94 games.
- Promoted to Buffalo where he hit .312 (44-141) with one home run and 16 RBI.
- Hit for the cycle on June 24 vs. Bowie.
- Reached base safely in his final 45 games with the BMets.

JOSH'S BESTS**HITS, GAME****1 hits**

5 times, last, 9/28/11 vs. Cincinnati

HOME RUNS, GAME**None****MULTI-HOME RUN GAMES****None****LEADOFF HOME RUNS****None****INSIDE-THE-PARK HOME RUNS****None****WALKOFF HOME RUNS****None****PINCH-HIT HOME RUNS****None****RBI, GAME****2 RBI**

9/21/11 at St. Louis

STOLEN BASES, GAME**None****HITTING STREAK****1 game**

5 times, last, 9/28/11

GRAND SLAMS**None**

2010

- Split the season between Binghamton (AA) of the Eastern League and St. Lucie (A) of the Florida State League.
- Combined to hit .311 (154-495) between the two levels, the third-best average in the Mets minor league system...Finished with 12 home runs and 74 RBI in 137 games.
- Named to the Florida State League All-Star Game, where he started at second base for the Southern Division...Won the MVP award for the game, going 3-5 with a run scored, a home run and three RBI...Tied the game with a two-run shot in the eighth and drove in the eventual game-winning run with an RBI single in the 10th inning.
- Made his Double-A debut on June 15...Was 3-5 in his second game at Double-A on June 16.

2009

- Spent the majority of the season with Savannah (A) of the South Atlantic League before a late-season promotion to St. Lucie (A) of the Florida State League.
- Named to the South Atlantic All-Star Game, where he started at second base.
- Finished with 40 doubles combined between the two levels.

2008

- Made his professional debut with Brooklyn (A) of the New York-Penn League...Also played three games for Kingsport (R) of the Appalachian League.

BACKGROUND

- Joshua (Josh) Satin graduated from Westlake (CA) High School.
- Graduated from the University of California-Berkley with a degree in Political Science.
- Played baseball all four years and was an All-American and All-Pac 10 as a freshman and senior.

CAREER TRANSACTIONS

- Selected by the New York Mets in the sixth round of the 2008 First-Year Player Draft.

YEAR TEAM	AVG	G	AB	R	H	2B	3B	HR	RBI	SH	SF	HBP	BB	SO	SB	CS	SLG	OBP	E
2008 Kingsport (R)	.583	3	12	3	7	2	0	1	2	0	0	0	1	2	0	0	1.000	.615	1
Brooklyn (A)	.280	45	143	21	40	10	2	4	13	4	1	0	16	28	0	1	.462	.350	2
2009 Savannah (A)	.284	125	440	62	125	38	0	7	60	0	5	2	73	103	0	3	.418	.385	8
St. Lucie (A)	.364	7	22	6	8	2	0	1	5	0	1	0	5	7	0	0	.591	.464	1
2010 St. Lucie (A)	.316	58	209	27	66	15	0	5	35	1	2	3	30	50	1	5	.459	.406	5
Binghamton (AA)	.308	79	286	49	88	24	1	7	39	0	3	7	36	71	1	0	.472	.395	4
2011 METS	.200	15	25	3	5	1	0	0	2	0	0	1	1	11	0	0	.240	.259	0
Binghamton (AA)	.325	94	338	60	110	35	2	11	60	0	5	4	57	91	2	2	.538	.423	10
Buffalo (AAA)	.317	38	145	17	46	8	0	1	16	0	0	1	14	33	1	2	.393	.381	8
2012 METS (NL)	.000	1	1	0	0	0	0	0	0	0	0	0	0	1	0	0	.000	.000	0
Buffalo (AAA)	.286	131	441	72	126	25	1	14	60	0	6	3	77	109	3	4	.442	.391	6
Minor League Totals	.307	449	1594	245	490	134	5	37	230	5	17	17	232	385	5	13	.467	.397	39
Major League Totals	.192	16	26	3	5	1	0	0	2	0	0	1	1	11	0	0	.231	.250	0

* - led league

- rehabilitation assignment

CAREER FIELDING

POS	G	PO	A	E	PCT.	TC	DP
1B	8	48	5	0	1.000	53	6
3b	1	0	0	0	---	0	0



RUBEN TEJADA

INFILDER #11

HEIGHT: 5-11

BATS: Right

OPENING DAY AGE: 23

WEIGHT: 187

THROWS: Right

BIRTHDATE: October 27, 1989

BIRTHPLACE: Veraguas, Panama

RESIDES: Veraguas, Panama

MAJOR LEAGUE SERVICE TIME: 2 Years, 53 Days

SIGNED BY: Ismael Cruz, Wilfredo Blanco & Alex Zapata

HOW OBTAINED: Signed as a non-drafted free agent on July 11, 2006

CONTRACT STATUS: Signed through 2013



2012

- Made his second Opening Day roster, and was in the starting line-up for the first time in his career.
- Left the game on May 6 vs. Arizona with a right quad strain...Placed on the 15-Day Disabled List the next day...Returned on June 24 vs. New York (AL).
- Hit in a career-high 14 straight games from July 26-August 9 (.365, 23-63)...Hit in 10 straight from September 17-September 28 (.400, 16-40).
- Recorded his second career game-ending hit, a single, on September 23 vs. Miami.
- Set career-highs in games, at-bats, runs, hits, doubles and batting average.
- Hit the first leadoff home run of his career, August 1 at San Francisco off Matt Cain...It snapped a string of 629 at-bats without a home run, dating to September 5, 2010.
- Collected a career-best four hits on April 8 vs. Atlanta, April 27 at Colorado, June 29 at Los Angeles (NL) and September 26 vs. Pittsburgh...Also had 10, three-hit games...Tied for the league lead among NL shortstops with 14 games with at least three hits.
- The last Mets shortstop to have two four-hit games in April was Jose Reyes in 2007...Jose Vizcaino was the only other shortstop in team history to accomplish the feat (1996).
- Drove in a season-best three runs on April 21 vs. San Francisco.
- Finished the Colorado series, April 27-April 29, 10-17 (.588)...The last Mets player to have 10 or more hits in a three-game series was Edgardo Alfonzo, who also had 10 hits against Colorado, April 28-April 30, 2000.
- Since 1975, only three other players age 22 or younger finished with 10 hits in a three-game span: Alex Rodriguez, Carl Crawford and Evan Longoria.
- Hit .421 (16-38) with six runs scored in his last nine games before going on the DL.
- Hit in 16 straight road games from July 19-August 17 (26-74, .351).
- Had a hit in 20 of 21 games from July 26-August 17...Batted .330 (31-94) over that stretch.
- Hit .320 (49-153) against lefthanders.
- His .325 (53-163) was the seventh-highest mark in the NL prior to the All-Star break (minimum 175 plate appearances).
- Hit .305 (32-105) in 27 games before his injury and .284 (102-359) in 87 games following the injury.

RUBEN'S BESTS

HITS, GAME

4 hits

4 times, last, 9/26/12 vs. Pittsburgh

HOME RUNS, GAME

1 home run

2 times, last, 8/1/12 at San Francisco

MULTI-HOME RUN GAMES

None

LEADOFF HOME RUNS

1 home run

8/1/12 at San Francisco (Matt Cain)

INSIDE-THE-PARK HOME RUNS

None

WALK-OFF HOME RUNS

None

PINCH-HIT HOME RUNS

None

RBI, GAME

5 RBI

9/5/10 at Chicago (NL)

STOLEN BASES, GAME

1 stolen base

11 times, last, 9/26/12 vs. Pittsburgh

HITTING STREAK

14 games

7/26/12-8/9/12

GRAND SLAMS

None

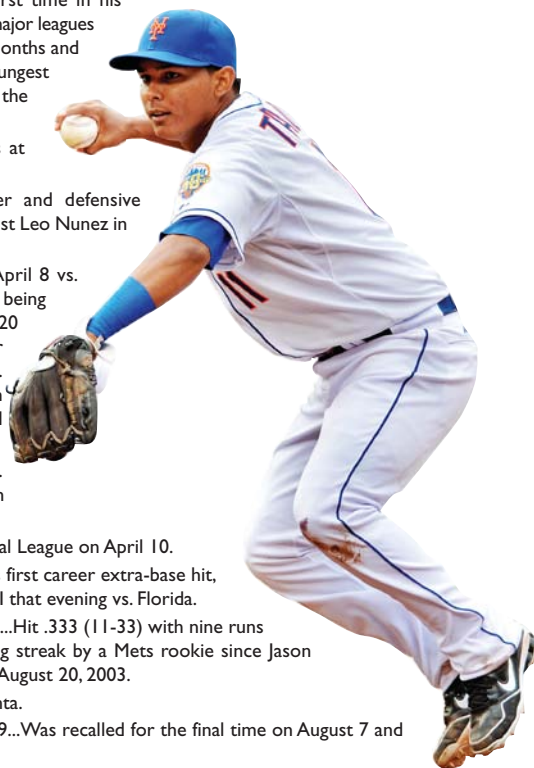


2011

- Began the season with Buffalo (AAA) of the International League before being recalled on May 17.
- Hit .250 (42-168) in 51 games before being optioned to Buffalo on July 20... Returned for the remainder of the season on August 8... Hit .319 (51-160) in his second stint with the team.
- Over his final 42 games of the season, dating back to August 10, he hit .327 (50-153)... That average was the ninth-best in the National League over that time span.
- Tied his career-high with three hits four times: May 30 vs. Pittsburgh, August 10 vs. San Diego, August 26 vs. Atlanta and September 26 vs. Cincinnati.
- Finished the year with a hit in 14 of 16 games dating back to September 10... Batted .343 (23-67) during that span.
- Had a season-high eight-game hitting streak from September 10-September 18... Hit .361 (13-36) during his run.
- Drove in a season-best four runs on September 18 at Atlanta.
- Went 6-11 (.545) with 16 RBI with the bases loaded... Hit .305 (46-151) with runners on base.
- Tied a franchise record with two hit-by-pitches, September 1 vs. Florida.
- Drove in 27 of his 36 runs in Mets wins... Finished with nine RBI over a five-game span, September 16-September 22.
- Hit .348 (24-69) in August, the 10th best average in the NL.
- Had a two-run double in the ninth inning on September 22 at St. Louis to tie the game as part of New York's six-run frame in an 8-6 win.
- Finished the season 27-84 (.321) when he hit second.
- Hit .246 (51-207) with three home runs in 54 games for the Bisons.

2010

- Appeared on the Opening Day roster for the first time in his career... At the time, was the youngest player in the major leagues to make the Opening Day roster at 20 years, five months and nine days (Chicago's Starlin Castro became the youngest player in the majors when he made his debut for the Cubs on May 7).
- Started 46 games at second base and 24 games at shortstop.
- Made his major league debut as a pinch-hitter and defensive replacement on April 7 vs. Florida... Popped out against Leo Nunez in the ninth inning.
- Started for the first time in the big leagues on April 8 vs. Florida... Played eight innings at shortstop before being removed for a pinch hitter in the ninth inning... At 20 years, 219 days old, he became the youngest player to start a major league game at shortstop since B.J. Upton did it at age 20 years, 40 days old on September 30, 2004 for Tampa Bay in the second game of a doubleheader against Detroit.
- Collected his first major league hit on April 9 vs. Washington... Singled off Tyler Walker in the eighth inning and finished the game 1-3 with a walk.
- Was optioned to Buffalo (AAA) of the International League on April 10.
- Recalled by the Mets on June 4... Went 1-4 with his first career extra-base hit, a double in the third inning, and his first career RBI that evening vs. Florida.
- Had a 10-game hitting streak from June 12-June 27... Hit .333 (11-33) with nine runs scored over the stretch... It was the longest hitting streak by a Mets rookie since Jason Phillips also had a 10-game stretch from August 9-August 20, 2003.
- Stole the first base of his career on July 11 at Atlanta.
- Optioned to Buffalo for the second time on July 19... Was recalled for the final time on August 7 and started that evening at Philadelphia.
- Snapped an 0-28 drought dating to his final at-bat on July 16 at San Francisco with a double on August 19 at Houston... It was the longest drought by a Met position player since Jason Phillips went 0-29 from April 14-April 26, 2004.
- Hit his first major league home run on September 5 at Chicago... It was a solo shot off of Marcos Mateo.
- Became the second Met to drive in five RBI this season when he plated a career-high five runs on September 5 at Chicago.
- Collected a career-high three hits on September 14 vs. Pittsburgh... Also had three hits on September 28 vs. Milwaukee.



2009

- Started the season at Binghamton (AA) of the Eastern League, where he was the youngest position player in all of Double-A.
- After hitting .222 (14-63) in April, he compiled a .299 (127-425) batting average the remaining five months of the year.
- Made 120 starts at shortstop and 14 at second base.
- Reached base safely in 20 straight games from April 18-May 10 with an on-base percentage of .438 over that stretch.
- Hit .254 (15-59) with nine runs, one home run, and nine RBI in 17 games with Surprise of the Arizona Fall League.

2007

- Was the 2007 Sterling Award winner for the Venezuelan Summer League.

BACKGROUND

- Ruben Dario Tejada signed as an international free agent at the age of 16.
- Played in the 2009 World Baseball Classic for Panama, going hitless in four at-bats over two games.
- Played in the 2000 Little League World Series for Panama.

CAREER TRANSACTIONS

- Signed by the New York Mets as a non-drafted free agent on July 11, 2006.
- On the 15-Day Disabled List, May 7-June 24, with a right quad strain

YEAR TEAM	AVG	G	AB	R	H	2B	3B	HR	RBI	SH	SF	HBP	BB	SO	SB	CS	SLG	OBP	E
2007 VSL Mets (R)	.364	32	121	32	44	5	0	3	25	1	2	6	19	19	16	5	.479	.466	13
GCL Mets (R)	.283	35	120	13	34	4	3	0	16	2	2	6	19	16	2	1	.367	.401	8
2008 St. Lucie (A)	.229	131	497	55	114	19	4	2	37	8	4	5	41	77	8	5	.296	.293	30
2009 Binghamton (AA)	.289	134	488	59	141	24	3	5	46	15	2	11	37	59	19	3	.381	.351	21
2010 METS	.213	78	216	28	46	12	0	1	15	6	3	8	22	38	2	2	.282	.305	8
Buffalo (AAA)	.280	65	218	25	61	11	0	1	16	7	2	3	14	36	1	3	.344	.329	10
2011 METS	.284	96	328	31	93	15	1	0	36	4	3	6	35	50	5	1	.335	.360	12
Buffalo (AAA)	.246	54	207	26	51	7	3	3	21	1	2	2	19	30	4	2	.353	.314	11
2012 St. Lucie (A)#	.111	2	9	1	1	1	0	0	0	0	0	0	0	2	0	0	.222	.111	0
Buffalo (AAA)#	.200	6	20	3	4	1	0	0	2	0	0	0	1	3	0	0	.250	.238	0
METS	.289	114	464	53	134	26	0	1	25	3	2	5	27	73	4	4	.351	.333	12
Minor League Totals	.268	459	1680	214	450	72	13	14	163	35	13	33	150	242	50	19	.351	.337	93
Major League Totals	.271	288	1008	112	273	53	1	2	76	13	8	19	84	161	11	7	.331	.336	32

* - led league

- rehabilitation assignment

WORLD BASEBALL CLASSIC

YEAR CLUB	AVG.	G	AB	R	H	2B	3B	HR	RBI	SH	SF	HBP	BB	SO	SB	CS	SLG	OBP	E
2009 Panama	.000	2	4	0	0	0	0	0	0	0	0	0	0	0	0	0	.000	.000	2
WBC Totals	.000	2	4	0	0	0	0	0	0	0	0	0	0	0	0	0	.000	.000	2

CAREER FIELDING

POS	G	PO	A	E	PCT.	TC	DP
2B	105	174	272	10	.978	456	62
SS	181	250	475	22	.971	747	105





CARLOS TORRES


RIGHTHANDED PITCHER #52

HEIGHT: 6-1 **WEIGHT:** 185
BATS: Right **THROWS:** Right
OPENING DAY AGE: 30 **BIRTHDATE:** October 22, 1982

BIRTHPLACE: Santa Cruz, CA
RESIDES: Kansas City, MO

MAJOR LEAGUE SERVICE TIME: 1 Year, 7 Days
SIGNED BY: Keith Stobb (Chicago-AL)
HOW OBTAINED: Signed as a minor league free agent on November 16, 2012

CONTRACT STATUS: Signed through 2013



non roster invitee

2012

- Spent the majority of the year with Colorado...Made 31 appearances out of the bullpen for the Rockies.
- Had three stints with the Rockies...Was called up for the first time from Colorado Springs (AAA) of the Pacific Coast League on May 5 and remained with the club until May 15...Called up for the second time on May 28 and returned to the minors on June 1...Was called up for the final time on July 4 and remained with the Rockies until being outrighted to Triple-A on November 2.
- In seven July games, he was 1-0 with a 0.00 ERA...In 12.0 innings, allowed one hit with four walks and 12 strikeouts...The 12.0 innings was a career long scoreless streak.
- Lefthanded batters compiled a .225 (18-80) batting mark against him.
- Worked a season-high 3.0 innings twice: July 23 at Arizona and September 4 at Atlanta...Picked up the victory against the Braves as he gave up no runs, three hits with three strikeouts.
- Also pitched 2.2 innings three times, July 29 vs. Cincinnati on August 5 vs. the Giants and August 22 at New to pick up a win vs. the Mets at Citi Field.
- In addition, he went 2.1 innings twice and 2.0 innings 11 other times.
- Struck out a season-best five in 2.2 innings vs. Cincinnati on July 29.
- In 15 road games, he was 4-1 with a 3.08 ERA (nine earned runs/26.1 innings)
- Appeared in 14 games (13 starts) for Colorado Springs (AAA).
- Went a season-high 6.0 innings to earn the win at Tucson on June 29.
- Struck out six five different times.

2011

- Played for the Yomiuri Giants of the Nippon Professional Baseball League.
- Made just six appearances for the Giants, all starts, going 1-2 with a 6.26 ERA (19 earned runs/27.1 innings).

2010

- Had three separate stints with the Chicago White Sox, making one start and four relief appearances...Was recalled from Charlotte (AAA) of the International League on August 3 and returned to Charlotte later that day...Recalled on August 28 and remained with Chicago until August 31...His last call-up occurred on September 7, where he remained on the major league roster until he was released on October 26.
- Held hitters to a .217 batting average against with Charlotte (AAA).

CARLOS' BESTS

WIN STREAK

3 games
 8/22/12-9/4/12

LOSS STREAK

3 games
 9/8/09-8/3/10

STRIKEOUTS, GAME

6 strikeouts
 9/3/09, Chicago (AL) vs. Chicago (NL)

DOUBLE-DIGIT STRIKEOUT GAMES

None

LONGEST OUTING, STARTER

7.0 innings
 9/3/09, Chicago (AL) vs. Chicago (NL)

LONGEST OUTING, RELIEVER

3.1 innings
 2 times, last, 8/28/10, Chicago (AL) vs. New York (AL)

MOST WALKS, GAME

6 walks
 8/8/09, Chicago (AL) vs. Cleveland

FEWEST WALKS, COMPLETE GAME

None

SCORELESS STREAK

12.0 innings
 7/4/12-7/29/12

LAST COMPLETE GAME

None

LAST COMPLETE-GAME SHUTOUT

None

FEWEST HITS, COMPLETE GAME

None

2009

- Made eight appearances (five starts) with the Chicago White Sox.
- Was 1-2 with a 6.65 ERA (17 earned runs/23.0 innings) as a starter and posted a 3.38 ERA (two earned runs/5.1 innings) in relief.
- His contract was originally purchased by the White Sox on July 22...Made his first major league start that night vs. Tampa Bay...Picked up a no-decision, allowing three earned runs in 6.0 innings.
- Was optioned back to Charlotte (AAA) on July 23.
- Earned his first victory on September 3 vs. the Cubs with 7.0 scoreless innings...Became the first White Sox pitcher since John Snyder in 1998 to throw at least 7.0 scoreless innings within his first three starts of his career.
- Was named the Triple-A Starting Pitcher of the Year by MLB.com, going 10-4 with a 2.39 ERA (34 earned runs/128.0 innings) with one save and 130 strikeouts in 23 games (20 starts) for Charlotte (AAA).
- Was named to the International League's mid- and postseason All-Star teams...Led the International League in ERA and ranked third in strikeouts.
- Tossed a rain-shortened, 5.0 inning perfect game on June 18 at Pawtucket...The perfect game was the first by a Charlotte pitcher and the 15th in International League history.
- Went 7-0 with 2.11 ERA (17 earned runs/72.2 innings) in his last 13 games, 10 starts, with Charlotte (AAA).

2008

- Was named to the Southern League (AA) mid-season All-Star team.
- Selected the Southern League's Pitcher of the Week for the week of June 16-June 22.
- Went 9-5 with a 3.42 ERA (46 earned runs/121.0 innings) in 29 games, 18 starts, between Birmingham (AA) of the Southern League and Charlotte (AAA) of the International League.

2007

- Split the season between Winston-Salem (A) of the Carolina League and Birmingham (AA) of the Southern League...In 55 games he went a combined 2-4 with a 3.70 ERA (38 earned runs/92.1 innings) with four saves.

2006

- Saw action in 25 games (20 starts) for Winston-Salem (A) of the Carolina League.

2005

- Combined to go 2-4 with a 3.29 ERA (25 earned runs in 68/1 innings) between Great Falls (R) of the Pioneer League and Kannapolis (A) of the South Atlantic League.
- Named the Pioneer League Pitcher of the Week, for the week of July 4-July 10.

2004

- Made his professional debut with Bristol (R) of the Appalachian League.

BACKGROUND

- Carlos Ephriam Torres is a 2000 graduate of Aptos (CA) High School.
- Attended Kansas State University following his transfer from San Jose State University in 2003.
- Became the highest drafted Wildcat player since 1968 (Pat Hertz, Tampa Bay in the 14th round) and the 24th player to be selected in the top 15 rounds of the draft.

CAREER TRANSACTIONS

- Selected by the Chicago White Sox in the 15th round of the 2004 First-Year Player Draft.
- Signed by the Yomiuri Giants as a free agent on November 8, 2010.
- Signed by the Colorado Rockies as a minor league free agent on January 11, 2012.
- Signed by the New York Mets as a minor league free agent on November 16, 2012.

PITCHER'S BATTING RECORDS

SEASON	GAME
MOST HITS—21 Dwight Gooden (1985)	MOST HITS—3 Many times, last, Chris Young April 5, 2011 at Philadelphia
MOST HOME RUNS—3 Tom Seaver (1972) & Walt Terrell (1983)	MOST HOME RUNS—2 Walt Terrell, August 6, 1983, at Chicago
MOST RBI—10 Tom Seaver (1970)	MOST RBI—4 six times, last, Dwight Gooden, May 11, 1990, vs. LA



TORRES, CARLOS

YEAR	TEAM	W-L	ERA	G	GS	CG	SHO	SV	IP	H	R	ER	HR	HB	BB	SO	WP	BK
2004	Bristol (R)	2-2	4.74	19	0	0	0	1	38.0	43	30	20	2	0	12	28	6	0
2005	Great Falls (R)	1-1	2.88	5	5	0	0	0	25.0	18	8	8	1	0	8	26	0	0
	Kannapolis (A)	1-3	3.53	8	8	0	0	0	43.1	28	20	17	4	1	23	54	3	0
2006	Winston-Salem (A)	3-8	4.69	25	20	0	0	1	94.0	116	66	49	7	1	55	76	7	0
2007	Winston-Salem (A)	0-2	3.72	19	0	0	0	3	36.1	33	16	15	0	2	10	41	4	0
	Birmingham (AA)	2-2	3.70	36	0	0	0	1	56.0	57	26	23	3	1	22	59	5	0
2008	Birmingham (AA)	9-5	3.20	21	17	0	0	0	101.1	86	40	36	4	5	29	93	4	0
	Charlotte (AAA)	0-0	4.58	8	1	0	0	0	19.2	23	10	10	2	0	11	19	0	0
2009	Charlotte (AAA)	10-4	2.39	23	20	2	1	1	128.0	96	38	34	4	4	56	130	2	0
	CHICAGO (AL)	1-2	6.04	8	5	0	0	0	28.1	30	20	19	5	2	17	22	0	0
2010	Charlotte (AAA)	9-9	3.42	27	25	0	0	0	160.1	125	65	61	13	3	71	140	10	1
	CHICAGO (AL)	0-1	8.56	5	1	0	0	0	13.2	23	13	13	2	0	9	13	0	0
2011	Yomiuri (JPN)	1-2	6.26	6	6	0	0	0	27.1	31	19	19	4	1	11	19	2	2
2012	Colorado Springs (AAA)	5-4	3.98	14	13	0	0	0	61.0	62	30	27	6	1	25	59	6	0
	COLORADO (NL)	5-3	5.26	31	0	0	0	0	53.0	49	31	31	2	4	26	42	6	0
Minor League Totals		42-40	3.54	205	109	2	1	7	763.0	687	349	300	46	18	322	725	47	1
Major League Totals		6-6	5.97	44	6	0	0	0	95.0	102	64	63	9	6	52	77	6	0

* - led league

- rehabilitation assignment

MAJOR LEAGUE HITTING TOTALS

YEAR	TEAM	AVG.	G	AB	R	H	2B	3B	HR	RBI	SH	SF	HBP	BB	SO	SB	CS	SLG	OBP	E
2012	COLORADO	.222	32	9	1	2	0	0	0	1	3	0	0	1	4	0	0	.222	.300	1
Career Totals		.167	45	12	1	2	0	0	0	1	3	0	0	1	7	0	0	.167	.231	2

LAST HOME RUN—None

MOST HITS, GAME—I, two times, last, August 25, 2012, Colorado at Chicago (NL)

MOST RBI, GAME—I, August 12, 2012, Colorado at San Francisco

CAREER FIELDING

POS	G	PO	A	E	PCT.	TC	DP
P	44	3	14	2	.895	19	0

MOST GAMES PLAYED BY POSITION

FIRST BASE		SECOND BASE	
Kranepool.....	1304	Backman.....	680
Hernandez.....	854	Millan.....	674
Olerud.....	463	Flynn.....	533
Delgado.....	458	Alfonzo.....	524
Magadan.....	417	Boswell.....	506
SHORTSTOP		THIRD BASE	
Harrelson.....	1281	WRIGHT.....	1253
Reyes.....	999	Johnson.....	835
Ordoñez.....	907	Garrett.....	709
Elster.....	524	Brooks.....	516
Santana.....	478	Alfonzo.....	515
CATCHER		OUTFIELD	
Grote.....	1176	C. Jones.....	1103
Piazza.....	827	Mazzilli.....	684
Hundley.....	745	Strawberry.....	1085
Stearns.....	698	Agee.....	639
Carter.....	566	Wilson.....	1037
		Swoboda.....	639
		Beltran.....	814
		G. Foster.....	617
		McReynolds.....	774
		Staub.....	550



WILFREDO TOVAR

INFILDER #70



HEIGHT: 5-10

WEIGHT: 160

BATS: Right

THROWS: Right

OPENING DAY AGE: 21

BIRTHDATE: August 11, 1991

BIRTHPLACE: Santa Teresa del Tuy, Venezuela

RESIDES: Santa Teresa del Tuy, Venezuela

MAJOR LEAGUE SERVICE TIME: 0 Years, 0 Days

SIGNED BY: Ismael Cruz and Roberto Alfonso

HOW OBTAINED: Signed as a non-drafted free agent on October 12, 2007

CONTRACT STATUS: Signed through 2013

2012

- Divided the year between St. Lucie of the Florida State League (A) and Binghamton (AA) of the Eastern League.
- Joined Binghamton on June 21.
- Selected to the Florida State League's mid-season All-Star Game June 16 at Charlotte...Went 0-2 for the South, which lost, 6-3, to the North.
- Hit .306 (22-72) in 22 April games.
- While with St. Lucie (A), compiled a .311 (23-74) batting mark vs. lefthanded pitching...With runners in scoring position, he batted .333 (23-69).
- Batted .337 (31-92) in 30 home games and .317 (13-41) in 13 day contests.
- Hit .310 (31-100) with runners on base...Was also 4-9 (.444) with the bases loaded.
- For the season in the Florida State League, he had 14 games with two hits and two games with three hits.
- Stole two bases in the second game of a May 16 doubleheader vs. Bradenton.
- At Binghamton, he hit .362 (21-58) with runners in scoring position.
- In the Eastern League, he had two four-hit games: June 25 at Erie and August 26 at Portland.

2011

- Played in a career-most 131 games while with Savannah (A) of the South Atlantic League.

2008

- Made his professional debut with the VSL Mets (R) of the Venezuelan Summer League.

BACKGROUND

- Wilfredo Jose Tovar Soto attended Vailes del Tuy Santa Teresa in his hometown.

CAREER TRANSACTIONS

- Signed by the New York Mets as a non-drafted free agent on October 12, 2007.

YEAR TEAM	AVG	G	AB	R	H	2B	3B	HR	RBI	SH	SF	HBP	BB	SO	SB	CS	SLG	OBP	E
2008 VSL Mets (R)	.203	49	153	16	31	7	1	2	11	6	0	2	12	23	7	4	.301	.269	10
2009 VSL Mets (R)	.289	12	38	3	11	3	1	0	2	0	1	0	5	3	1	1	.421	.364	5
GCL Mets (R)	.243	38	148	21	36	5	3	0	14	1	1	3	8	19	16	8	.318	.294	14
2010 St. Lucie (A)	.246	30	118	14	29	5	1	0	6	1	0	2	3	22	4	3	.305	.276	6
Savannah (A)	.281	44	160	12	45	10	0	0	17	2	0	3	8	12	4	5	.344	.327	9
Brooklyn (A)	.265	18	68	11	18	2	1	0	6	3	1	3	2	9	4	3	.324	.311	3
2011 Savannah (A)	.251	131	491	70	123	21	3	2	41	3	7	8	44	53	15	9	.318	.318	20
2012 St. Lucie (A)	.284	65	218	31	62	17	1	1	23	4	1	4	29	17	12	7	.385	.377	9
Binghamton (AA)	.254	57	193	20	49	11	2	0	27	3	4	6	11	22	2	1	.332	.308	9
Minor League Totals	.255	444	1587	198	404	81	13	5	147	23	15	31	122	180	65	41	.331	.349	85

* - led league

- rehabilitation assignment





JUSTIN TURNER

INFILDER #2

@redtum2

HEIGHT: 6-0**WEIGHT:** 208**BATS:** Right**THROWS:** Right**OPENING DAY AGE:** 28**BIRTHDATE:** November 23, 1984**BIRTHPLACE:** Long Beach, CA**RESIDES:** Bellflower, CA**MAJOR LEAGUE SERVICE TIME:** 2 Years, 45 Days**SIGNED BY:** Mike Misuraca (Cincinnati)**HOW OBTAINED:** Claimed off waivers from the Baltimore Orioles on May 25, 2010**CONTRACT STATUS:** Signed through 2013

2012

- Spent his first full season in the majors...Made one trip the 15-Day Disabled List, May 29-June 16, with a sprained right ankle.
- Set a career-high in batting average.
- Made his first major league appearance at first base on April 10 vs. Washington...Started, handled five chances cleanly and went 1-4.
- Hit in the three spot of the line-up for the first time in his career on April 13 at Philadelphia...Went 0-4 and scored a run.
- Worked a bases-loaded, ninth-inning walk in a 13th pitch at-bat vs. Heath Bell to tie the game 2-2 on April 26 vs. Miami.
- Made his first career start at shortstop on May 7 at Philadelphia.
- Went 2-8 in two games for Buffalo (AAA) of the International League before being activated from the DL on June 16.
- Tied his career-high with four hits on July 6 vs. Chicago (NL)...It marked the third time he had four hits in a game and the first time since July 10, 2011 at San Francisco.
- Hit his first home run since August 6, 2011 on August 25 vs. Houston (off Mickey Storey)...Snapped a string of 263 at-bats without a home run.
- Went 12-48 (.250) with three doubles, five walks and six RBI as a pinch-hitter.
- Was 23-62 (.371) during day games.

2011

- Recalled from Buffalo (AAA) of the International League on April 19 and remained with the Mets for the remainder of the season.
- Finished fourth among National League rookies in RBI, hits and runs scored, fifth in multi-hit games (26), second in doubles, third in walks and fourth in extra-base hits (34).
- Had a career-best four hits twice: May 27 vs. Philadelphia and July 10 at San Francisco.
- Set a Mets rookie record with at least one RBI in seven consecutive games from May 14-May 21...Drove in 12 runs during the stretch, which broke Ron Swoboda's old mark of six games from August 22-August 26, 1965...Also had nine RBI over a four-game span from May 15-May 19...Four other Mets rookies had accomplished that feat...Jose Reyes (10 in 2003), Mike Jacobs (nine in 2005), Darryl Strawberry (nine in 1983) and Steve Henderson (nine in 1977).
- Turner, who played in 42 games in the majors at the time of his seven-game RBI streak, was only the third player to make his major league debut in the expansion era (since 1961) and record a seven-game RBI streak within his first 50 games in the majors...The others were Ryan Braun from June 19-June 26, 2007 and Pedro Alvarez from September 21-September 27, 2010.

JUSTIN'S BESTS

HITS, GAME

4 hits

3 times, last, 7/26/12 vs. Chicago-NL

HOME RUNS, GAME

2 home runs

8/6/11 vs. Atlanta

MULTI-HOME RUN GAMES

1 multi-home run game

1, two-home run game

LEADOFF HOME RUNS

None

INSIDE-THE-PARK HOME RUNS

None

WALK-OFF HOME RUNS

None

PINCH-HIT HOME RUNS

None

RBI, GAME

5 RBI

5/15/11 at Houston

STOLEN BASES, GAME

1 stolen base

8 times, last, 5/1/12 at Houston

HITTING STREAK

11 games

8/26/11-9/11/11

GRAND SLAMS

None

- Compiled another six-game RBI streak (six total) from May 25-May 30.
- Became the third rookie in major league history with at least one RBI in 13 of 15 games after going 2-4 with an RBI on May 30 vs. Pittsburgh...Pinky Whitney of the Phillies in 1928 (14 of 15 games) and Buster Chatham of the Boston Braves in 1930 (13 of 15).
- Became the fourth rookie in team history with at least 30 doubles in a season...Ty Wigginton holds the franchise record for rookies with 36 doubles in 2003, Ike Davis is second with 33 doubles in 2010 and Kazuo Matsui collected 32 doubles in 2004...Turner reached 30 doubles one season after Davis did...Since 2000 five other teams had rookies accomplish the feat in consecutive seasons...The Mets (2003-2004), Colorado (Matt Holliday in 2004 and Garrett Atkins in 2005), Oakland (Bobby Crosby in 2004 and Nick Swisher in 2005), San Diego (Josh Barfield in 2006 and Kevin Kouzmanoff in 2007) and Tampa Bay (Delmon Young in 2007 and Evan Longoria in 2008).
- Was hit by a pitch 10 times to tie Jason Phillips (2003) for the second-most in team history by a rookie...Ron Hunt holds the rookie mark with 13 hit-by-pitches in 1963.
- Reached safely (via hit, walk or hit-by-pitch) at least once in 28 straight games from June 1-July 6, the longest single season streak by a rookie in team history...Mike Vail set the mark with 27 straight from August 24-September 16, 1975 and Steve Henderson matched it, July 5-August 5, 1977.
- Hit .350 (35-100) with runners in scoring position, sixth-best in the NL (0.62 plate appearances/team game).
- Became the first Mets player to win NL Rookie of the Month, capturing the award for May...Hit .325 (27-83) with a home run and 20 RBI in the month.
- Picked up his first RBI with the Mets on April 27 at Washington...Singled home a run in the third inning.
- Delivered a pinch-hit, two-run, go-ahead single in the eighth inning on May 7 vs. Los Angeles (NL)...Hit .400 (4-10) with two doubles and three RBI as a pinch-hitter.
- Hit his first major league home run on May 15 at Houston (off Aneury Rodriguez).
- Fashioned a streak of three straight games with multiple hits, May 15-May 18.
- Drove in a career-best five runs on May 15 at Houston to become the 10th Mets second baseman to do so in a single game...Jose Valentin holds the record with seven RBI in game two of a doubleheader on July 8, 2006 vs. Florida.
- Put together a then career-best hitting streak of eight games from May 13-May 21...Hit .424 (14-33) during this span with six doubles, one home run, and 12 RBI.
- Picked up a game-ending RBI on June 22 vs. Oakland...Was hit by a pitch in the 13th inning to send the team to a 3-2 win and its first walkoff win of the year.
- Hit in 14 of 15 games from July 9-July 29 (23-67, .343).
- Had a career-high 11-game hitting streak from August 26-September 11...Hit .386 (17-44) during that streak...Also fashioned a 10-game streak from July 19-July 29...Hit .333 (15-45) in that span.
- In late-inning pressure situations with runners on, he hit .414 (12-29).
- Collected his first career multi-home run game (two), August 6 vs. Atlanta (both off Tommy Hanson).

2010

- Was claimed off waivers from the Baltimore Orioles on May 25.
- Recalled from Buffalo (AAA) of the International League on July 16...Optioned back to Buffalo on July 20.
- Appeared in four games with the Mets, with one start at second base, July 18 at San Francisco.
- Saw action in two other games at second base and one game at third, July 19 at Arizona.
- Started the year with the Baltimore Orioles and went hitless in his first nine at-bats in the big leagues from April 12-April 23.
- Finished fifth in the International League with a .316 (125-396) batting average...Hit .333 (104-312) in 78 games with Buffalo and .250 (21-84) in 23 contests with the Orioles' Norfolk (AAA) team of the International League.
- Tied for first on the Bisons in runs scored...Ranked third in hits, and fifth in doubles and extra-base hits (34).
- Went 6-6 and hit for the cycle vs. Rochester in the last game of the season on September 6...Scored four runs...Became the first Buffalo player to hit for the cycle since outfielder Mark Little accomplished the feat in Rochester on April 26, 2004...Also became the first Bisons' player to collect six hits in a game in the modern era...The last six-hit game by a Buffalo player was by Howard "Butch" Meyers on June 29, 1936 at Rochester.
- Saw action at second base, shortstop and third base.



2009

- Had his contract selected from Norfolk (AAA) of the International League on September 8...Made his major league debut as a pinch-hitter that night at Boston and struck out against Clay Buchholz in his first at-bat.
- Recorded his first big league hit at New York (AL) on September 11, (occurred at 1:17 a.m., on September 12) a single off Michael Dunn following a 2:34 delay.
- Made his first major league start on September 13 against the Yankees and went 1-2 with two walks, a run scored and his first career RBI.
- Led the Tides in games played and hits, and finished second in doubles and runs scored.
- His .300 batting average was good for 10th in the International League.

2008

- Split the season between Sarasota (A) of the Florida State League and Chattanooga (AA) of the Southern League.

2007

- Batted a combined .307 with 10 home runs, 59 RBI and 12 stolen bases in 123 games with Dayton (A) of the Midwest League and Sarasota (A) of the Florida State League.
- Finished the season second in the Midwest League in hits and third in batting average.
- Was the East Division's starting second baseman in the Midwest League All-Star Game.
- Named to the Midwest League postseason All-Star team.

2006

- Finished fourth in the Pioneer League in batting average.
- Recorded a 17-game hitting streak, August 5-August 21...Hit .411 (30-73) with 19 runs scored during that span.
- Was named to the Pioneer League postseason All-Star team.

BACKGROUND

- Justin Matthew Turner graduated from Mayfair High School (CA) in 2002, where he played baseball...Was named League MVP in his senior year.
- Played at Cal State-Fullerton...Was a member of the 2004 College World Series champions...Named to the College World Series All-Tournament team as a shortstop as a freshman and a second baseman in his senior year.

CAREER TRANSACTIONS

- Selected by the Cincinnati Reds in the seventh round of the 2006 First-Year Player Draft.
- Acquired by the Baltimore Orioles, along with infielder/outfielder Ryan Freel and infielder Brandon Waring, in exchange for catcher Ramon Hernandez on December 9, 2008.
- Claimed by the New York Mets off waivers on May 25, 2010.
- On the 15-Day Disabled List, May 29-June 16, with a sprained right ankle.

YEAR	TEAM	AVG	G	AB	R	H	2B	3B	HR	RBI	SH	SF	HBP	BB	SO	SB	CS	SLG	OBP	E
2006	Billings (R)	.338	60	231	53	78	16	3	6	41	0	2	7	23	38	12	2	.511	.411	8
2007	Sarasota (A)	.200	6	20	2	4	0	0	0	0	0	0	0	1	2	0	0	.200	.238	0
	Dayton (A)	.311	117	466	70	145	25	4	10	59	0	2	9	39	72	12	8	.446	.374	14
2008	Sarasota (A)	.316	33	136	23	43	8	1	0	11	0	0	3	12	19	3	1	.390	.384	1
	Chattanooga (AA)	.289	78	280	45	81	14	1	8	42	3	6	1	33	54	2	1	.432	.359	8
2009	Norfolk (AAA)	.300	108	387	54	116	28	0	2	43	4	8	8	34	37	9	4	.388	.362	21
	BALTIMORE (AL)	.167	12	18	2	3	0	0	0	3	0	0	0	4	3	0	0	.167	.318	0
2010	Baltimore (AL)	.000	5	9	0	0	0	0	0	0	0	0	0	0	3	0	0	.000	.000	0
	Norfolk (AAA)	.250	23	84	11	21	8	0	1	8	1	1	0	9	13	2	0	.381	.319	3
	Buffalo (AAA)	.333	78	312	58	104	22	1	11	35	4	2	6	24	38	5	3	.516	.390	10
	METS	.125	4	8	1	1	1	0	0	0	0	0	0	1	0	0	0	.250	.222	0
2011	METS	.260	117	435	49	113	30	0	4	51	2	1	10	39	59	7	2	.356	.334	13
	Buffalo (AAA)	.300	10	40	6	12	3	2	0	2	0	0	2	2	6	0	0	.475	.364	2
2012	Buffalo (AAA)#	.250	2	8	0	2	0	0	0	0	0	0	0	0	0	0	0	.250	.250	0
	METS	.269	94	171	20	46	13	1	2	19	0	1	4	9	24	1	1	.392	.319	2
Minor League Totals		.309	515	1964	322	606	124	12	38	241	12	21	36	177	279	45	19	.442	.373	67
Major League Totals		.254	232	641	72	163	44	1	6	73	2	2	14	53	89	8	3	.354	.324	13

* - led league

- rehabilitation assignment

CAREER FIELDING

POS	G	PO	A	E	PCT	TC	DP
1B	11	53	2	1	.982	56	6
2B	101	184	242	9	.979	435	47
3B	55	33	67	4	.962	104	6
SS	12	12	22	1	.971	35	5



JORDANY VALDESPIN

INFIELDER/OUTFIELDER #1 @jordany023



HEIGHT: 6-0

WEIGHT: 190

BATS: Left

THROWS: Right

OPENING DAY AGE: 25

BIRTHDATE: Decmeber 23, 1987

BIRTHPLACE: San Pedro de Macoris, Dominican Republic

RESIDES: San Pedro de Macoris, Dominican Republic

MAJOR LEAGUE SERVICE TIME: 0 Years, 136 Days

SIGNED BY: Ramon Pena, Ismael Cruz & Marciano Alvarez

HOW OBTAINED: Signed as a non-drafted free agent on June 12, 2007

CONTRACT STATUS: Signed through 2013

2012

- With the major league club five different times...Started the season at Buffalo (AAA) of the International League...Recalled on April 23 and optioned on May 6...His other stints were May 7-May 19, May 30-June 24, July 4-August 26 and September 4 through the remainder of the season.
- Made his major league debut as a pinch-hitter on April 23 vs. San Francisco...Popped out on the first pitch.
- Made his first major league start on April 26 vs. Miami...Played leftfield and hit eighth...Finished 0-3.
- Hit a pinch-hit, three-run home run in the ninth inning on May 7 at Philadelphia off Jonathan Papelbon for his first major league hit...Prior to Valdespin, the last Met to hit a pinch-hit home run for his first major league hit was Mike Jacobs on August 21, 2005 vs. Washington.
- Became the first major leaguer whose first hit was a home run off a pitcher who had 200 or more saves...The last major leaguer whose first major league hit was a go-ahead home run in the ninth inning or later was Miguel Cabrera...Also became the only Mets player whose first career hit was a go-ahead home run in the ninth inning or later.
- Went 9-42 (.214) as a pinch hitter...Finished with five pinch-hit home runs, the most single-season pinch-hit home runs in team history...Mark Carreon (1989) and Danny Heep (1983) had four.
- Valdespin's five home runs tied for the fourth-most all-time in a single season, trailing the seven by leaders Craig Wilson (1991, Pittsburgh) and Dave Hansen (2000, Los Angeles-NL), and the six by Brooklyn's Johnny Frederick in 1932...Wilson was also a rookie...The five led the majors in 2012 and were the most since 2009.
- Had 10 pinch-hit RBI, the fourth most in the majors.
- Hit in seven straight (.417, 10-24), June 18-July 8...Hit a home run in consecutive at-bats, July 6-July 7.
- Drove in a season-best four on June 12 at Tampa Bay...The last Mets rookie to have four RBI in a game was Justin Turner on August 6, 2011.
- Connected for a three-run home run against Tyler Clippard in the ninth on July 17 at Washington to tie the game...Valdespin's first three pinch hits were all home runs...Only three other players who began their career since 1960 have had their first three pinch-hits all go for home runs: Brant Alyea, Bo Jackson and Matt Mieske...Valdespin was the only hitter in the majors in 2012 with two go-ahead pinch-hit home runs in the ninth inning or later.
- Hit .189 (18-95) with 26 strikeouts from July 26 through the end of the season.
- Hit .280 (26-93) with three home runs and seven RBI in 31 games for Licey in the Dominican Winter League...Batted .257 (9-35) with one home run and three RBI in the Caribbean World Series

JORDANY'S BESTS

HITS, GAME

2 hits

9 times, last, 8/12/12 vs. Atlanta

HOME RUNS, GAME

1 home run

8 times, last, 8/12/12 vs. Atlanta

MULTI-HOME RUN GAMES

None

LEADOFF HOME RUNS

None

INSIDE-THE-PARK HOME RUNS

None

WALK-OFF HOME RUNS

None

PINCH-HIT HOME RUNS

5 home runs

last, 7/24/12 vs. Washington (Ryan Matheus)

RBI, GAME

4 RBI

6/12/12 at Tampa Bay

STOLEN BASES, GAME

1 stolen base

10 times, last, 9/25/12 vs. Pittsburgh

HITTING STREAK

7 games

6/18/12-7/8/12

GRAND SLAMS

None



2011

- Hit a combined .294 (150-511) in 134 combined games with Binghamton (AA) of the Eastern League and Buffalo (AAA) of the International League...For the year, he scored 69 runs, hit 32 doubles, three triples, and 17 home runs, collected 60 RBI, and had 25 walks and 37 strikeouts.
- Spent the majority of the year with Binghamton...Recorded 33 stolen bases in 47 attempts.
- Had two, four-hit games, June 10 at Trenton and July 3 vs. Bowie...Also collected at least two hits in 30 games and had three hits in nine different contests.
- Stole two bases in six different games.
- Knocked in four runs, twice, June 16 at Richmond and July 25 vs. Portland.
- Had two games with two home runs, June 16 at Richmond and July 21 at Reading.
- Joined Buffalo on August 10...Compiled a 12-game hitting streak from August 22-September 3 (.404, 19-47).
- Hit safely in 19 of the 27 games he played at Triple-A.

2010

- Spent the majority of the Season with St. Lucie (A) of the Florida State League...Joined Binghamton (AA) of the Eastern League on August 8.
- Started off the season by hitting safely in 17 of his first 18 games (26-82, .317).
- Went on the Disabled List from April 23-May 29, with a fractured finger on his left hand.
- Batted .351 (20-57) with runners in scoring position; .340 (32-94) with runners on base and .438 (14-32) with runners on and two outs.
- Saw time at second base and shortstop...At Binghamton, all of his 28 games were at second base.
- Appeared in 19 games for the Mesa Solar Sox of the Arizona Fall League...Hit .355 (27-76) with 18 runs scored, three doubles, one triple, one home run and 11 RBI...His .355 average ranked seventh in the AFL and he was named to the annual Rising Stars Game.

2009

- Opened the season with Savannah (A) of the South Atlantic League.
- Sidelined by an ankle injury for most of June and July.
- Split the remainder of the season between the Dominican Summer League, the Gulf Coast (R) League and Brooklyn (A) of the New York-Penn League.

2008

- Began his professional career with the GCL Mets where he made 24 starts at shortstop and six at second base.

BACKGROUND

- Jordany Valdespin attended Liceo Gastón Fernando Deligne High School in San Pedro De Macoris, DR...In addition to baseball, he also played basketball.

CAREER TRANSACTIONS

- Signed by the New York Mets as a non-drafted free agent on June 12, 2007.

YEAR	TEAM	AVG	G	AB	R	H	2B	3B	HR	RBI	SH	SF	HBP	BB	SO	SB	CS	SLG	OBP	E
2007	DSL Mets (R)	.245	43	139	23	34	4	3	1	16	0	1	4	24	26	8	4	.338	.369	4
2008	GCL Mets (R)	.284	34	134	23	38	6	3	3	22	1	2	1	7	10	9	2	.440	.319	6
2009	Savannah (A)	.322	39	152	30	49	9	3	3	18	0	1	0	11	32	7	2	.480	.366	8
	DSL Mets (R)	.333	4	15	0	5	0	2	0	5	0	1	0	3	1	1	1	.600	.421	1
	GCL Mets (R)	.174	6	23	0	4	0	0	0	0	0	0	0	1	3	1	0	.174	.208	0
	Brooklyn (A)	.279	18	68	10	19	3	1	1	5	2	0	1	5	16	4	3	.397	.338	3
2010	St. Lucie (A)	.289	65	270	40	78	16	3	6	33	3	1	6	8	45	13	10	.437	.323	14
	Binghamton (AA)	.232	28	112	8	26	8	0	0	8	2	1	0	2	23	4	2	.304	.243	9
2011	Binghamton (AA)	.297	107	404	62	120	24	3	15	51	7	2	7	21	68	33	14	.483	.341	29
	Buffalo (AAA)	.280	27	107	7	30	8	0	2	9	1	1	0	4	25	4	4	.411	.304	6
2012	Buffalo (AAA)	.285	39	151	22	43	2	1	5	23	0	1	1	10	22	10	8	.411	.331	5
	METS	.241	94	191	28	46	9	1	8	26	3	0	2	10	44	10	3	.424	.286	3
Minor League Totals		.283	410	1575	225	446	80	19	36	190	16	11	20	96	271	94	50	.427	.330	85
Major League Totals		.241	94	191	28	46	9	1	8	26	3	0	2	10	44	10	3	.424	.286	3

* - led league

- rehabilitation assignment

CAREER FIELDING

POS	G	PO	A	E	PCT	TC	DP
2B	16	19	19	0	1.000	38	9
SS	4	3	5	3	.727	11	2
OF	39	60	1	0	1.000	61	0

**ZACK WHEELER****RIGHTHANDED PITCHER #65 @Wheelerpro45****HEIGHT:** 6-4**BATS:** Left**OPENING DAY AGE:** 22**BIRTHPLACE:** Smyrna, GA**RESIDES:** Dallas, GA**WEIGHT:** 185**THROWS:** Right**BIRTHDATE:** May 30, 1990**MAJOR LEAGUE SERVICE TIME:** 0 Years, 0 Days**SIGNED BY:** Sean O'Connor (San Francisco)**HOW OBTAINED:** Acquired from the San Francisco Giants along with cash considerations for outfielder Carlos Beltran on July 8, 2011**CONTRACT STATUS:** Signed through 2013**2012**

- Spent the majority of the year with Binghamton (AA) of the Eastern League...Promoted to Buffalo (AAA) of the International League on August 1...Despite his promotion, finished tied for eighth in the EL in wins (10) and strikeouts (117)...He was ninth in ERA (3.26).
- Named the eighth-best prospect in baseball by MLB.com...Travis d'Arnaud was sixth.
- Was the Sterling Award recipient at Binghamton...Led all Mets minor leaguers with 148 strikeouts and was tied for the most wins with 12.
- Posted a 4-0 record and a 2.00 ERA (six earned runs/27.0 innings) in four May starts...Allowed 13 hits, seven walk and 30 strikeouts.
- Won six straight starts from April 29-June 7...Compiled a 1.59 ERA (seven earned run/39.2 innings)...Allowed 17 hits, seven walks and 43 strikeouts.
- Named to the Eastern League All-Star Game on July 11, but did not pitch.
- Selected to play in the Futures All-Star Game July 8 in Kansas City...Pitched 0.2 hitless innings for the United States team in their 17-5 victory.
- While pitching for Binghamton, righthanded batters compiled a .188 (42-224) batting average against him.
- Struck out a season-high 11 batters in 6.2 innings in his last start vs. Harrisburg on July 31.
- Made his first start for Buffalo (AAA) on August 6 at Syracuse...Took a no-decision...Went 4.2 innings and allowed three hits, two runs, earned, with four walks...Struck out seven.
- Set back Rochester and Lehigh High Valley in his last two starts for the Bisons...In 12.0 innings, he gave up one earned run on five hits, with six walks and 12 strikeouts
- On August 26, he pitched 7.0 shutout innings to defeat Rochester to earn his first Triple-A win.

2011

- Named to the California (A) League mid-season All-Star Game.
- Was 10th in the league with a .231 batting average against and fourth with 10.02 strikeouts per nine innings.

2010

- In his first year of professional baseball, he struck out 70 in 58.2 innings with Augusta (A) of the South Atlantic League.
- Was selected to pitch in Major League Baseball's Futures Game and earned a hold with a scoreless inning.

BACKGROUND:

- Zachary H. (Zack) Wheeler graduated from East Paulding (GA) High School.
- Was named the Gatorade Player of the Year for the 2008-2009 season...Posted a 9-0 record with an 0.54 ERA.
- Named the Gatorade Georgia High School Player of the Year in 2008 and 2009.

CAREER TRANSACTIONS

- Selected by the San Francisco Giants in the first round (sixth overall) of the 2009 First-Year Player Draft
- Acquired by the New York Mets, along with cash considerations, in exchange for outfielder Carlos Beltran on July 8, 2011



YEAR	TEAM	W-L	ERA	G	GS	CG	SHO	SV	IP	H	R	ER	HR	HB	BB	SO	WP	BK
2010	Augusta (A)	3-3	3.99	21	13	0	0	0	58.2	47	27	26	0	7	38	70	13	2
2011	San Jose (A)	7-5	3.99	16	16	0	0	0	88.0	74	44	39	7	4	47	98	6	0
	St. Lucie (A)	2-2	2.00	6	6	0	0	0	27.0	26	6	6	0	2	5	31	3	0
2012	Binghamton (AA)	10-6	3.26	19	19	1	1	0	116.0	92	46	42	2	11	43	117	6	1
	Buffalo (AAA)	2-2	3.27	6	6	1	1	0	33.0	23	13	12	2	1	16	31	2	0
Minor League Totals		42-40	3.54	205	109	2	1	7	763.0	687	349	300	46	18	322	725	47	1

* - led league

- rehabilitation assignment

1-0 WINS BY A HOME RUN

DATE	OPPONENT	INNING	METS BATTER	OPPONENT PITCHER
6/14/65	at Cincinnati	11	Johnny Lewis	Jim Maloney
6/21/65	at Los Angeles	9	Billy Cowan	Claude Osteen
5/26/67	vs. Atlanta	2	Jerry Buchek	Ken Johnson
4/30/68	vs. Philadelphia	2	Ron Swoboda	Chris Short
8/19/69	vs. San Francisco	14	Tommie Agee	Juan Marichal
4/11/71	vs. Cincinnati	11	Jerry Grote	Wayne Granger
4/16/71	vs. Pittsburgh	4	Dann Clendenen	Dock Ellis
9/7/73 (1)	at Montreal	1	Wayne Garrett	Steve Renko
6/17/76	vs. Los Angeles	14	Dave Kingman	Charlie Hough
10/2/83 (1)	vs. Montreal	1	Danny Heep	Charlie Lea
7/6/84 (1)	vs. Cincinnati	6	Hubie Brooks	Jeff Russell
4/12/85	vs. Cincinnati	4	Gary Carter	Mario Soto
10/1/85	at St. Louis	11	Darryl Strawberry	Ken Dayley
4/14/88	vs. Montreal	6	Lenny Dykstra	Dennis Martinez
7/29/88	vs. Pittsburgh	8	Kevin Elster	John Smiley
4/27/90	at Houston	4	Mark Carreon	Mark Portugal
5/26/96	vs. San Diego	1	Bernard Gilkey	Sean Bergman
9/14/97	vs. Montreal	5	Luis Lopez	Carlos Perez
8/21/98 (2)	vs. St. Louis	1	Edgardo Alfonzo	Manny Aybar
4/26/02	vs. Milwaukee	2	Jay Payton	Glendon Rusch
5/12/04	at Arizona	1	Kaz Matsui	Randy Johnson
8/26/05	at San Francisco	2	David Wright	Kevin Correia
4/29/06	at Atlanta	6	Paul Lo Duca	John Thomson
4/29/07	at Washington	5	Carlos Beltran	Matt Chico
8/7/10	at Philadelphia	7	Jeff Francoeur	Cole Hamels

* Pitcher

1-0 LOSSES DECIDED BY A HOME RUN

DATE	OPPONENT	INNING	METS BATTER	OPPONENT PITCHER
7/10/63	vs. Los Angeles	8	Johnny Roseboro	Carl Willey
7/27/63	at Houston	8	Johnny Bateman	Roger Craig
9/2/63 (2)	vs. Cincinnati	1	Pete Rose	Jay Hook
5/5/65	vs. Philadelphia	6	Jim Bunning*	Warren Spahn
5/28/66	vs. Philadelphia	7	Bill White	Bob Friend
4/13/68	at Los Angeles	2	Ron Fairly	Don Cardwell
8/17/68	vs. Houston	6	Jimmy Wynn	Jim McAndrew
5/20/71	at Philadelphia	2	Deron Johnson	Gary Gentry
9/16/71	vs. Chicago	8	Juan Pizarro*	Tom Seaver
4/17/73	vs. Chicago	4	Rick Monday	Tom Seaver
6/7/74	at Houston	2	Lee May	Harry Parker
7/17/76	vs. Houston	1	Cesar Cedeño	Tom Seaver
7/28/76	vs. Pittsburgh	13	Richie Hebner	Ken Sanders
4/26/78	vs. Pittsburgh	11	Ed Ott	Bob Myrick
6/4/80	vs. St. Louis	10	Ken Reitz	Neil Allen
6/8/85	vs. St. Louis	9	Tommy Herr	Tom Gorman
9/11/85	vs. St. Louis	10	Cesar Cedeño	Jesse Orosco
7/28/90	vs. St. Louis	7	Willie McGee	David Cone
9/9/97	vs. Philadelphia	8	Rico Brogna	Dave Mlicki
6/16/03	at Florida	3	Ivan Rodriguez	Tom Glavine
9/18/03	vs. Montreal	3	Todd Zeile	Steve Trachsel
9/19/04	at Pittsburgh	3	Humberto Cota	Aaron Heilman

* Pitcher

**DAVID WRIGHT**
THIRD BASEMAN #5**HEIGHT:** 6-0**BATS:** Right**OPENING DAY AGE:** 30**BIRTHPLACE:** Norfolk, VA**RESIDES:** Norfolk, VA**WEIGHT:** 209**THROWS:** Right**BIRTHDATE:** December 20, 1982**MAJOR LEAGUE SERVICE TIME:** 8 Years, 75 Days**SIGNED BY:** Randy Mulligan**HOW OBTAINED:** Selected in the first round (38th pick overall) of the 2001 First-Year Player Draft**CONTRACT STATUS:** Signed through 2020★ **CAREER HONORS**

Named the Mets fourth team captain in club history on March 21, 2013...Is a six-time National League All-Star (2006-2010, 2012)...Won the June, 2010 National League Player of the Month Award...Also was honored as the June, 2006 National League Player of the Month Award...Is a three-time National League Player of the Week (August 28, 2005, co-player (with Jose Reyes) June 25, 2006 and August 29-September 4, 2011)...Won the Rawlings Gold Glove Award twice (2007 & 2008)...Is a two-time Louisville Silver Slugger Award Winner (2007 & 2008)...Named to **Baseball America's** All-Rookie team in 2004...Became the third player in team history to hit 30 home runs and steal 30 bases in the same season in 2007...Set the club single-season record with 330 total bases in 2007 and the career mark in 2011 (2,112)...Tied Mike Piazza's franchise mark with 124 RBI during the 2008 season...Is the club's all-time leader in hits, runs, walks, RBI, doubles and game-winning RBI.

2012

- Became the Mets franchise leader in hits, runs, walks and RBI this season...Was named to his sixth All-Star Game.
- Finished among the NL league leaders in many categories...Ranked eighth in batting average, fifth in on-base percentage, sixth in doubles, fourth in walks and tied for eighth in hits...Was also eighth with a .317 batting average with runners in scoring position.
- Singled on September 26 vs. Pittsburgh against Jeff Locke to break Ed Kranepool's franchise hit mark of 1,418...Singled again that night...Finished the year with 1,426 hits.
- Has the second-most 20 home run seasons in franchise history (six)...Has seven seasons of 150 or more hits, the most in team history, one more than Jose Reyes.
- Became the franchise RBI leader on April 25 when he hit a two-run home run against Miami's Mark Buehrle...The two RBI were the 734th and 735th of his career to break a tie with Darryl Strawberry.
- Drove home the 800th run of his career on August 12...Became the 41st active player and third Met in franchise history with 200 home runs on August 24 vs. Houston...Hit a home run off Jordan Lyles.
- Passed Jose Reyes for the most runs scored in franchise history with his 736th on June 5 at Washington.
- Walked on June 28 at Los Angeles (NL) to move past Darryl Strawberry for the most base-on-balls in franchise history at 581.
- Finished with 21 home runs, his franchise-record ninth season with double-digit home runs...Is one of 39 players since 1901 to have double-digit home runs in each of his first nine seasons in the major leagues.
- Has a hit in every home opener since making his first Opening Day roster in 2005 after going 2-3 with an RBI on April 5 vs. Atlanta...Owns a .375 (12-32) batting average with six runs scored, five doubles, three home runs and nine RBI in eight home openers...Has hit in seven of eight season openers since making his first Opening Day roster in 2005...During his run, hitting 10-25 (.345) with three doubles, two home runs, seven RBI and five walks.
- Finished 3-5 with a home run on April 7 vs. the Braves...It was his second straight multi-hit game to start the year...Had never started a season with consecutive multi-hit games.
- Drove in a run in each of the first five games of the season.
- Walked twice and singled on April 20 and reached safely at least twice in all 10 games he played in to start the season, extending the longest such stretch to start a season in team history and the longest in the majors since 1999.
- Went 0-4 on April 21 vs. San Francisco to snap a 13-game hitting streak dating to September 26, 2011...Wright hit .429 (21-49) during the run.



DAVID'S BESTS

HITS, GAME

4 hits

16 times, last, 5/12/12 at Miami

HOME RUNS, GAME

2 home runs

18 times, last, 7/19/12 at Washington

MULTI-HOME RUN GAMES

18 games

18, two-home run games

LEADOFF HOME RUNS

None

INSIDE-THE-PARK HOME RUNS

None

WALK-OFF HOME RUNS

1 home run

8/7/09 vs. San Diego (Heath Bell)

PINCH-HIT HOME RUNS

None

RBI, GAME

6 RBI

3 times, last, 9/12/09 vs. Philadelphia

STOLEN BASES, GAME

4 stolen bases

5/14/09 at San Francisco

HITTING STREAK

26 games

9/17/06-4/19/07

GRAND SLAMS

4 grand slams

last, 8/30/06 at Colorado (Josh Fogg)

- Jammed the fifth finger of his right hand on April 9...An X-ray revealed a small fracture at the middle joint of the finger...Returned from a three-game absence on April 14 at Philadelphia...Hit a home run on the first pitch he saw.
- His .389 (28-72) April average tied for fifth-best in club history (minimum of 50 plate appearances)...John Milner tops the list with a .488 (21-43) April average in 1976.
- Had multiple hits in four straight games, May 8-May 12...The stretch tied for the fifth longest of his career...Hit .524 (11-21) during the run.
- Delivered a two-run double on May 18 at Toronto to give him 82 interleague RBI, the most in team history and two more than Mike Piazza.
- Moved past Jose Reyes into second place on the Met's all-time hit list on May 20 at Toronto...Doubled in the first inning for his 1,301st of his career.
- Hit his eighth career home run vs. the Yankees on June 9, tying him with Cliff Floyd and Mike Piazza for the most regular season home runs vs. the Yankees.
- Had a team-high 15-game hitting streak, June 9-June 25...Hit .362 (21-58)...The streak was his longest since a 20-gamer, September 14, 2007-April 2, 2008...Has five different hitting streaks of 15 or more games, the most in team history.
- Drove in a season-high five runs on June 27 at Chicago (NL) and July 19 at Washington.
- Singled home Jordany Valdespin to give the Mets a 6-5 walkoff win on July 5 vs. Philadelphia...It was Wright's eighth career walkoff RBI, tying him with Kevin McReynolds for the most in franchise history.
- Was second in the majors with a .351 average prior to the All-Star break.
- Hit two home runs on July 19 at Washington (off Gio Gonzalez and Bill Stammen), his 18th career multi-home run game...Hit a home run in three straight at-bats, dating to July 18, the second time he accomplished the feat (also, May 19-May 20, 2007).
- Finished with seven home runs in July, his most in one month since September, 2010...Also seven that month.
- Was 10th in the National League and first on the Mets with 14 game-winning RBI...Ten of his home runs gave the Mets a lead.
- Was one of 16 players in the majors with a .300 average and 20 home runs...Was one of six to also steal 15 bases and one of two (Andrew McCutchen) to also walk 70 times.

2011

- Placed on the 15-Day Disabled List on May 18, retroactive to May 16, with a lower back stress fracture...Reinstated on July 22 at Florida...Hit .476 (10-21) in six major league rehabilitation games with St. Lucie (A) of the Florida State League...Scored nine runs, collected three doubles and drove in two, while walking six times.
- Won the National League Player of the Week Award, August 29-September 4...In eight games during the period, led the NL with 13 hits and five doubles while tying for second in the league with seven RBI and 21 total bases...Hit .500 (13-26) with a home run and six runs scored...It was the third weekly award of his career.
- Hit his 10th home run of the season on August 17 at San Diego (off Mat Latos)...It was his eighth consecutive season of double-digit home runs since entering the league in 2004 and tied him for the most such seasons in franchise history with Ed Kranepool, Mike Piazza and Darryl Strawberry...Only Strawberry accomplished the feat in his first eight major league seasons.
- With his 10th home run of the season, became the eighth active player with double-digit home runs in his first eight seasons.
- Finished with 10 game-winning RBI this season, and has 98 for his career...Took over the franchise record from Mike Piazza, who had 89 from 1998-2005.
- Singled in the fifth inning on August 11 vs. San Diego to pass Ed Kranepool for the most total bases in franchise history with 2,048...Finished the year with 2,112 total bases...Kranepool needed 1,853 games to set the mark...Wright accomplished the feat in 1,062 games.
- Snapped a six-game hitting streak on Opening Day with an 0-4 on April 1 at Florida...During his run, hit 8-22 (.364) with three doubles, two home runs, six RBI and four walks.
- On April 1 at Florida, appeared in the Opening Day line-up for the seventh consecutive season, the longest such streak for the Mets since Mike Piazza played seven straight from 1999-2005.
- Hit his first home run of 2011 on April 2 at Florida...The drive off Ricky Nolasco in the fourth inning was his 18th career home run against the Marlins...Hit two more against Florida in 2011 and his 20 home runs against them are the third-most he has hit against any one team (Atlanta, 27; Philadelphia, 23).

- Has a hit in every home opener since making his first Opening Day roster in 2005 after going 1-4 with a double on April 8 vs. Washington...Is hitting .345 (10-29) with six runs scored, five doubles, three home runs and eight RBI in seven home openers.
- Tied his career-best with four hits on April 5 at Philadelphia...It was the 15th time he has had four hits in a game and the first time since June 24, 2009 vs. St. Louis.
- Stopped a career-high hitless streak at 20 at-bats with a solo home run in the fourth inning on April 21 vs. Houston.
- Hit two home runs (off Armando Galarraga and Josh Collmenter) and stole a base in the Mets' 8-4 win vs. Arizona on April 24...It marked the fourth time in his major league career that he hit two home runs and recorded a steal in the same game...The only other player to have more than one game of that type for the Mets is Tommie Agee, who did it twice (once in 1970 and once in 1971)...All four of these games for Wright came at home, three at Shea Stadium and one at Citi Field.
- The two-home run game on April 24 vs. Arizona was the 16th multi-home run game of his career...The 16 multi-home run games tied Dave Kingman for the fourth-most in team history.
- Moved past Kingman and into a tie for second place with Carlos Beltran and Mike Piazza on September 16 with a two home run game at Atlanta (off Derek Lowe and Julio Teheran)...His 17 multi-home run games are five behind Darryl Strawberry.
- Drove in a season-best five runs on September 16 at Atlanta.
- Walked in eight straight games from April 30-May 8...It marked the second-longest streak of his career, and trailed only a 10-game streak from April 19-April 29, 2007.
- Hit a go-ahead, two-run home run on May 13 at Houston in the eighth inning off Jeff Fulchino...It was Wright's third go-ahead home run of the season and helped the Mets to a 6-4 win.
- Hit eight home runs and finished with 43 RBI in 63 games after being activated from the disabled list...Reached safely in 55 of the 63 games.
- Drove in two runs in three straight games, July 22-July 24, to match the longest multi-RBI streak of his career.
- Fashioned a 10-game hitting streak, with multiple hits in eight of those 10 games from July 22-July 31...Hit .455 (20-44) during that span.
- Had multiple hits in seven straight games from July 24-July 30, the longest streak of his career and one shy of the franchise record (Steve Henderson, 1979)...Hit .533 (16-30) during the run.
- Played the final two innings at shortstop on August 7 vs. Atlanta, his first professional appearance at the position.

2010

- Finished seventh in the National League in RBI, tied for 11 in home runs, and seventh in strikeouts.
- Went 1-3 on Opening Day and has hit safely in every Opener in which he has played.
- Connected on a two-run home run in the first inning against Josh Johnson on April 5 vs. Florida...Became the first Mets player to hit a home run in his first at-bat on Opening Day since Kaz Matsui led of the 2005 season with a home run against Paul Wilson of the Reds.
- Collected his 1,000th career hit on April 27 vs. Los Angeles (NL)...Became the eighth player to collect 1,000 hits with the Mets...Did it in only 868 career games.
- Had 143 home runs at the time of his 1,000th hit (868 games)...Only three players have recorded their first 1,000 hits for a New York team in few games while having as many home runs as Wright: Babe Ruth (795 games, 255 home runs), Lou Gehrig (826 games, 165 home runs) and Joe DiMaggio (711 games, 173 home runs).
- Had a 10-game hitting streak from April 27-May 7...Hit .395 over the stretch.
- Became the club's all-time leader with his 226th career double on April 28 vs. Los Angeles (NL)...He moved ahead of Ed Kranepool on the list...Achieved the feat with 869 games while it took Kranepool 1,853 games to get to 225 doubles.
- Hit his 10th home run of the season on June 5 vs. Florida in his 194th at-bat...In 2009, hit his 10th and final home run on September 12 at Philadelphia (466 at-bats).
- Had his 14th career multi-home run game on June 13 at Baltimore...Also hit a pair of home runs on July 30 at Arizona.
- Voted the National League Player of the Month for June...It was his second career monthly award (June, 2006)...Led the National League and was third in the majors with a .404 (42-104) batting average in June...Also led the NL and was second in the majors with 29 RBI during the month...He became the first player in team history to hit at least .400 with 25 or more RBI in a calendar month...Tied his career-best for RBI in any calendar month with 29...He also had 29 RBI in June, 2006...The Mets third baseman had eight three-hit games in June, establishing a club record for most such games by one player in a calendar month...Bud Harrelson (July 1967), Lee Mazzilli (July 1980) and Gregg Jefferies (June 1990) held the old mark with seven, three-hit contests.
- Collected his 20th RBI against the American League this year to break the club mark for Interleague RBI on June 24 vs. Detroit...Mike Piazza held the old mark of 19 RBI set in 1999...Led all major league players with 24 RBI during Interleague play to tie the NL record set by Hanley Ramirez in 1999.
- Went 2-2 with a stolen base on July 13 at the 81st All-Star Game in Anaheim...Has hit in five straight All-Star Games, the longest streak since Wade Boggs accomplished the same feat from 1988-1992 and the longest by a National League player since Steve Garvey (1974-1978)...He is now hitting .462 (6-13) for his career at the mid-summer classic, tied for fifth all-time with Al Simmons among players with at least 10 at-bats.
- His string of five consecutive All-Star Games is tied for the third-longest streak in team history with Mike Piazza (1998-2002)...Tom Seaver (1967-1973) and Darryl Strawberry (1984-1990) were each selected to seven straight.



- Connected on his 155th career home run on July 18 at San Francisco to move past Dave Kingman and into sole possession of fourth place on the franchise all-time list.
- Smashed his 30th double on August 18 at Houston...Is the only player with six straight seasons with 30 or more doubles in Mets history.
- Blasted his 20th home run on August 25 vs. Florida...It was the fifth time in his career with at least 20 home runs, third most in franchise history...Mike Piazza had six campaigns of 20 or more home runs with the Mets and Darryl Strawberry accomplished that feat eight times.
- Went 3-5 against the Cubs on September 3...It was his 100th career game with three or more hits...Became the first player in team history to reach triple-figures in games with three or more hits.
- Hit home runs in three straight games from September 26-September 29...It was the fourth time in his career that he has hit home runs in three straight games...Hit a home run in six of his last 13 games.

2009

- Ranked 12th in the National League in batting average (.307) and on-base percentage (.390)...Was tied for sixth in stolen bases (27) and ninth in doubles (39).
- Hit over .300 for the fifth consecutive year to become the first Mets player in franchise history to do so (minimum 300 at-bats).
- Finished the last decade (2000-2009) as the Mets leader in games played (846), hits (983), and batting average (.309)...Ranked second in home runs with 140.
- Led the major leagues with .416 (47-113) average against lefthanded pitchers...For his career is a .349 (274-784) hitter against lefthanders.
- Finished seventh in the NL with a .314 (87-277) average on the road...Hit in 51 of 74 road games this season, with 24 multi-hit games.
- Moved past Cleon Jones and Edgardo Alfonzo into fifth place on the club's all-time list with 561 RBI...Ed Kranepool is fourth with 614 RBI.
- Hit safely in each of the first 10 games, hitting .342 (13-38) to start the season...Also hit in 14 straight games to start 2007...Is the only player in franchise history to have two hitting streaks of 10-or-more games to start a season...There are only two other Mets players who have started a season with a 10-game hitting streak: Darryl Strawberry (1987, 10 games) and Robin Ventura (1999, 10 games).
- Collected the first Mets hit and home run at Citi Field on April 13 vs. San Diego...Recorded a double in the first inning and a three-run home run in the fifth inning, both off Walter Silva.
- Tied the Mets franchise record with four stolen bases on May 14 at San Francisco...Became the third Mets player (fourth time in team history) to steal four bases in a game...The last Mets player to have four steals in a contest was Roger Cedeño at Philadelphia on May 14, 1999 (Vince Coleman did it twice)...Moved into 10th place on the club's all-time list with 101 stolen bases.
- Reached base via a hit or a walk in 24 of 32 plate appearances during the Mets road trip from May 14-May 20...Had 14 hits and 10 walks.
- Had nine hits, nine RBI and five stolen bases over the first three games of the series at San Francisco from May 14-May 16...Since 1920, no other player has ever had nine or more hits, nine or more RBI and five or more steals over any three-game span.
- Reached base at least three times in seven consecutive games from May 14-May 22, the longest single-season streak in Mets history and the longest in the majors since Chase Utley had a seven-game streak at the end of the 2005 season.
- Hit .378 (37-98) during the month of May, which was sixth in the National League...His 22 RBI were eighth in the NL during the month...Raised his batting average from .280 on April 30 to .333 at the end of the month.
- Tied his career-high with four hits on June 5 at Washington.
- Had an 11-game hitting streak from June 4-June 16...Was 24-43 (.558) with 10 runs scored, seven doubles, one home run and seven RBI in these games.
- Had a career-best six consecutive multi-hit games: four, two-hit games and two, three-hit games, from June 7-June 13.
- Hit a solo home run in the second inning on June 9 vs. Philadelphia to snap a streak of 100 at-bats without a home run...It was the second longest of his career, trailing only the 101 at-bat drought from July 28-August 29, 2006.
- With his two stolen bases on June 10 vs. Philadelphia, moved past Wally Backman and into sole possession of eighth place on the franchise all-time list with 108.
- Tied his career-high with four hits on June 24 vs. St. Louis...It was the 14th time in his career and the second time in 2009...Also had four hits on June 5 at Washington.
- Hit .365 (38-104) with 18 runs scored, 11 doubles, two home runs and 12 RBI during the month of June...His .365 average was the ninth highest in the NL.
- Went 2-4 on July 8 vs. Los Angeles, to give him 101 hits for the season to go along with his 20 stolen bases...Is the fourth player in Mets history to record at least 100 hits and 20 steals in one season before the All-Star break...The others are: Jose Reyes (three times: 2006-2008), Lee Mazzilli (1979) and Lance Johnson (1996).
- Made his fourth consecutive All-Star appearance on July 14 at St. Louis...Went 1-2 with a run scored as the starting third baseman for the National League.

- Tied a franchise record and a career-high with three intentional walks on July 18 at Atlanta...Wright was also given three intentional passes on May 19, 2007 vs. the Yankees at Shea...Todd Hundley also had three intentional walks on June 28, 1997 at Pittsburgh.
- Went 2-4 in the second game of a doubleheader on July 30 vs. Colorado to move past Keith Hernandez and into sole possession of 10th place on the club's all-time list with 941 hits...Jerry Grote is next with 994 hits.
- Had an 11-game hitting streak from July 21-August 1...Hit .395 (15-38) with nine runs scored, four doubles, two home runs and seven RBI in these games...It was the fourth time this season that he put together a hitting streak of 10-games or more.
- Hit the 214th double of his career in the sixth inning on August 14 vs. San Francisco to move into a tie with Howard Johnson for second place on the franchise list.
- Was hit in the head by a pitch from Matt Cain in the fourth inning on August 15 vs. San Francisco and was diagnosed with a concussion...Was taken to the Hospital for Special Surgery in Manhattan where he underwent a CT Scan, which came back negative...Stayed at HSS overnight for observation and was placed on the 15-Day Disabled List on August 16th with a concussion.
- Activated from the 15-Day Disabled List prior to the game on September 1 at Colorado and went 1-3 with a run scored.
- Connected on his 215th career double on September 3 at Colorado to move past Howard Johnson and into sole possession of second place on the club's all-time list...Ed Kranepool is first with 225...Surpassed Darryl Strawberry (187), Mike Piazza (193), and Edgardo Alfonzo (212) in 2009.
- Had six RBI and three runs scored in the Mets' 10-9 victory over the Phillies on September 12 at Philadelphia...It marked the second time in his career that he has recorded at least six RBI and three runs scored in the same game (August 10, 2005 vs. San Diego)...No other Mets player in history has done that more than once, and he is the only Met to do it over the last 13 years.
- Hit two home runs on September 12 at Philadelphia (off Brett Myers and Ryan Madson)...It was the 13th multi-home run game of his career and his first since September 14, 2008 at Atlanta.
- Played for Team USA in the 2009 World Baseball Classic...Hit .281 (9-32) with three runs scored, one double, and five RBI...Connected on a decisive two-RBI single in the bottom of the ninth inning to score Brian Roberts and Jimmy Rollins to give Team USA a 6-5 victory over Puerto Rico on March 17 in Miami, FL.

2008

- Set career highs in home runs, RBI, and runs scored...Tied his career—best in doubles.
- Finished second in the National League in RBI and hits, third in runs scored, and third in total bases (334).
- Earned his second Rawlings Gold Glove Award...Also received the Louisville Silver Slugger Award for the second consecutive year.
- Finished seventh in the National League MVP voting with 115 points (Albert Pujols-369, Ryan Howard-308, Ryan Braun-139, Manny Ramirez-138, Lance Berkman-126, CC Sabathia-121)
- Garnered his 100th career home run when he cracked a solo shot against Milwaukee's Jeff Suppan on April 13...Of the five players who hit their first 100 major league home runs with the Mets, Wright needed the second fewest at-bats (2,062) to reach 100...Only Darryl Strawberry did it faster (1,712).
- Reached base safely in eight straight plate appearances (three doubles, a triple, two singles, two walks), April 17-April 19.
- Made his third All-Star appearance on July 15 at Yankee Stadium...Went 1-3 while serving as the designated hitter.
- Scored at least one run in 13 straight games from July 13-July 29 (15 runs total)...It was the longest streak in franchise history, passing Carlos Beltran's 12-game stretch during 2006.
- Connected on the first walk-off home run of his career on August 7 vs. San Diego...It was his first walk off home run at any level of baseball.
- Became only the third third baseman in MLB history to have at least 25 home runs in four consecutive years prior to his 26th birthday with his home run on August 21 vs. Atlanta...Eddie Matthews (1952-1957) and Eric Chavez (2000-2003) were the others.
- Hit his 40th double of the season on September 10, giving him at least 40 doubles and 25 home runs in each of the last four seasons...The only other player in major league history with four straight seasons of 40 or more doubles and 25 or more home runs is Albert Pujols, who did it from 2001-2004...It is the third time in his career he finished with 42 doubles...Bernard Gilkey holds the single-season club record with 44 doubles in 1996.
- Matched his career-high with four runs scored on September 10 vs. Washington...It was the third time in his career that he scored four times in a game, and the first since doing it in back-to-back games on August 23 and August 24, 2005 at Arizona.
- Did not commit an error in 36 games from August 7-September 16, a career-high.



2007

- Finished fourth in the National League's MVP voting with 182 points.
- Won his first Rawlings Gold Glove Award.
- Became the 10th player in MLB history to win a Gold Glove and have a 30-30 season...It was the 13th time overall that the feat was accomplished in the National League and only the third time by an infielder...(Jimmy Rollins-2007, Raul Mondesi-1999, Larry Walker-1997, Barry Larkin-1996, Barry Bonds-1990, 1992, 1996, 1997, Eric Davis-1987, Dale Murphy-1983, Bobby Bonds-1973, and Willie Mays-1957).
- Was the recipient of the Louisville Silver Slugger Award, his first career Silver Slugger.
- His 330 total bases set the franchise record, surpassing Lance Johnson's mark of 327 total bases in 1996.
- Tied his career-best with 42 doubles and finished two behind the club mark...Bernard Gilkey had 44 doubles in 1996.
- Became the first player in franchise history to record three consecutive seasons with 100 or more RBI...Was also the second player in team history to have three 100-RBI seasons...Darryl Strawberry had 100 or more RBI in 1987, 1988 and 1990.
- Became the fifth player under the age of 25 and the fourth youngest to record a 30-30 season...Was 24 years, 270 days old at the time of his 30th home run.
- Ended the year with a 17-game hitting streak...Hit .397 (29-73) during that span.
- Tied the franchise record for walks in a nine-inning game with four on August 22 vs. San Diego.
- Was elected the starting third baseman for the National League in this year's All-Star Game on July 10 at San Francisco...Was 1-3 in the NL's, 5-4, loss.
- Had his streak of 16 straight stolen bases snapped on June 25 against the Cardinals as he was caught stealing in the seventh inning...It was the first time he was caught stealing this season...Dating back to September 16, 2006, he had 19 consecutive stolen bases without being caught...The Mets record for consecutive stolen bases in one season is 26 by Howard Johnson from June 10-September 1, 1989...The major league record and the club record for stolen bases to begin a season without being caught is 21 by Kevin McReynolds who went 21-21 in stolen base attempts during the entire 1988 campaign.
- Hit safely in a season-high 17 games from May 27-June 16...Hit .324 (23-71) with nine runs scored, five doubles, four home runs, 11 RBI, seven walks and seven stolen bases in those games...Became the first Met to have three separate hitting streaks of 15 games or more in his career.
- Collected his 500th career hit, a single in the second inning off Hong-Chih Kuo, June 12 at Los Angeles (NL).
- Hit a home run in four consecutive games, from June 7-June 10, setting a new career-high...Had hit a home run in three consecutive games, two previous times: May 21-May 24, 2006 and June 13-June 15, 2006.
- Had a pinch-hit, RBI-single in the bottom of the ninth inning on May 17 vs. Chicago (NL)...The Mets scored four runs in the bottom of the ninth to beat the Cubs, 6-5...It was his first career pinch-hit appearance.
- Stole three bases on May 13 vs. Milwaukee, a career-high.
- Hit eight home runs in May, the most in the month of May by any Met who did not have one home run in April.
- Drew a walk in 10 consecutive games (13 total), from April 19-April 29.
- Had his streak of reaching base safely to start the season end on April 30 at 23 games...It tied the third longest streak from the start of a season in franchise history with Cliff Floyd (2005) and Bud Harrelson (1970)...Only John Olerud (30 games in 1999) and Kevin McReynolds (24 games in 1989) had longer streaks to start a season.
- Established a new career-high with a 26-game hitting streak, from September 17, 2006-April 19, 2007...Hit .343 (35-102) with 16 runs scored, four doubles, two triples, two home runs and 10 RBI during the streak...The streak was also the longest by a third basemen since Boston's Wade Boggs hit in 28 straight games in 1985.
- Had at least one hit in each of the Mets first 14 games, setting a new club record for the longest hitting streak to start a season...Darryl Strawberry (1987) and Robin Ventura (1999) held the old mark, each hitting in 10 consecutive games to start the season.
- Became the first player since 1962 to end one season with a hitting streak of at least 10 games and start the following season with another 10-game streak...Curt Flood ended 1961 with a 12-game streak and began 1962 with a 17-game streak...Also, Dick Groat hit safely in his last 13 games of 1961 and his first 13 contests in 1962.

METS 30-30 CLUB

Players in the club history who have hit 30 home runs and swiped 30 bases in the same season:

PLAYER	YEAR	HR	SB
Howard Johnson	1987	36	32
Darryl Strawberry	1987	39	36
Howard Johnson	1989	36	41
Howard Johnson	1991	38	30
DAVID WRIGHT	2007	30	34

2006

- Finished ninth in the National League with a .311 batting average, tied for seventh with 116 RBI and had the sixth highest batting average in the NL with runners in scoring position (.365).
- Became the fourth player in club history to have consecutive 100-RBI seasons, joining Gary Carter (1985-1986), Darryl Strawberry (1987-1988) and Mike Piazza (1999-2000).
- Had 304 hits through his first 1,000 at-bats...Wright's 304 hits are the most by any Met who made his major league debut with the club.
- Was voted the starting third baseman for the All-Star Game, his first All-Star selection in Pittsburgh on July 11...Was 1-3 with a solo home run in the NL's, 3-2, loss...David became only the second Met in franchise history to hit a home run during an All-Star break, the other was Lee Mazzilli in 1979.
- Became the seventh youngest (23 years, 203 days) player to hit a home run in an All-Star Game...Johnny Bench (21 years, 229 days) is the youngest player to hit a home run in the Mid-Season Classic, connecting in the 1969 game in Washington...Also became the 14th player to hit a home run in his first All-Star Game at-bat.
- Participated in Century 21's Home Run Derby on July 10 at PNC Park in Pittsburgh...Finished second behind the Phillies' Ryan Howard.
- Drove in 74 runs prior to the All-Star Game, the most by a Met in franchise history...Mike Piazza held the previous mark with 72 RBI in 2000.
- Was named the National League's Player of the Month for June...Hit .327 (35-107) with 20 runs scored, four doubles, a triple, 10 home runs, 29 RBI and three stolen bases.
- Was selected the NL's Co-Player of the Week with teammate Jose Reyes for the week ending June 18...Batted .333 (8-24) with five runs scored, four home runs and 11 RBI.
- Did not play (back spasms) on May 26 at Florida...Had played every inning of every game in the team's first 46 games.
- Set a club mark by recording at least one RBI in each of the first six games of the year (10 total), April 3-April 11.
- Became the first player in Mets history to drive in a run in each of the team's first six games of the year (10 total), April 3-April 11...Ken Boyer in 1966 and Bernard Gilkey in 1996 had an RBI in each of New York's first four contests.

POSTSEASON: Slugged his first postseason home run (off Anthony Reyes) in the third inning in Game Four of the NLCS at St. Louis to give New York a 2-1 lead...Had a team-high four RBI in the Division Series vs. Los Angeles...Tied the club record for extra-base hits in a Division Series game with his two doubles in Game One...Edgardo Alfonzo and Shawn Green each also had two extra-base hits in a single Division Series contest...Drove in three runs in his first postseason game (Game One of the NLDS vs. the Dodgers)...Only four other Mets (Carlos Delgado, Edgardo Alfonzo, Bud Harrelson and JC Martin) had a multi-RBI effort in their first playoff game.

2005

- Collected 42 doubles to rank second on the club's single-season list...Only Bernard Gilkey had more (44 in 1996).
- Tied the club record for games played at third (160)...Robin Ventura also played in 160 contests in 1999.
- Drove in 102 runs...Became the first Mets player since Mike Piazza (113 in 2000) to have 100 or more RBI...Also became the first player in Mets history to have 100 RBI in the season following his rookie year...Darryl Strawberry held the previous mark with 97 RBI in 1984.
- Reached base nine straight times (seven hits, two walks), August 23-August 24 at Arizona...The last Met to reach base safely in nine or more plate appearances was Benny Agbayani, who reached base 10 straight times, August 22-August 25, 2000.
- Scored four runs in two straight games (August 23-August 24 at Arizona) for a career-best.
- Went 4-5 with three runs scored, a double, a home run and six RBI at San Diego on August 10...In that contest, he tied his career-high for RBI and hits in a game.
- Hit in a career-best 15 games from July 10-July 28...Over that stretch, he hit .386 (22-57) with 12 runs, five doubles, four home runs and 10 RBI.
- Collected his first career grand slam on April 19 at Philadelphia in the sixth inning (off Gavin Floyd).



2004

- Among National League rookies, he finished tied for first in batting average with Aaron Miles of Colorado.
- Named to **Baseball America's** All-Rookie team.
- Was 3-5 with a career-high six RBI on August 5 at Milwaukee...It was the second most RBI by a Mets rookie since Jeremy Burnitz knocked in seven runs in Montreal on August 5, 1993.
- Collected a career-high four hits on August 21 at San Francisco...Had three doubles in that contest, which tied a Mets club record (the 19th time in club history the feat was accomplished)...Tied his career-high with four hits on September 11 vs. Philadelphia.
- Had his first career multi-home run game, September 2 vs. Florida...Hit a three-run home run in the fourth inning (off Carl Pavano) and a solo shot in the ninth (off Josias Manzanillo)...Was 3-4 in the contest with four RBI.
- Hit his first major league home run and knocked in his first run with a solo shot in the second inning against John Patterson on July 26 at Montreal.
- Picked up his first major league hit, a double, on July 22 vs. Montreal (off Zach Day)...Had two hits in that contest.
- Named the Sterling Minor League Player of the Year.
- Played for Team USA in Major League Baseball's Futures Game at Houston's Minute Maid Park on July 11...Went 1-3 with a single.

2003

- Named to the Florida State League (A) All-Star team.
- Won the Sterling Award, emblematic of the top player on his club.

2002

- Named the Co-Most Valuable Player, along with catcher Justin Huber, on his Capital City (A) team of the South Atlantic League.

BACKGROUND

- David Allen Wright graduated from Hickory (VA) High School.
- Won MLB.com's Most Outstanding Play of the Year Award in 2005 in an online vote by fans for his bare-handed, over-the-shoulder, diving catch of a pop-up at San Diego.
- Won MLB.com's 2004 Rookie of the Year Award by receiving the most online votes by fans.
- Named the New Jersey Sports Writers National League Rookie of the Year in 2004.
- Named the Gatorade Virginia High School Player of the Year and the Virginia All-State Player of the Year in 2001.
- Earned All-State honors in 1999, 2000 and 2001.
- Batted .538, with six home runs and 19 RBI his senior year...Over his four-year career at Hickory, he hit .438 with 13 home runs and 90 RBI.
- Established the David Wright Foundation in 2005 to aid children in need in the New York City and Norfolk, VA areas...David hosted his fourth annual, "Do The Wright Thing Gala," on November 12, 2008 at the Hard Rock Cafe to raise money for the Foundation.
- Was a guest on the "Late Show with David Letterman" twice.
- Was involved in Citi Field's historic groundbreaking ceremony on November 13, 2006.
- Participated in Major League Baseball's All-Star Tour of Japan in November, 2006.
- Was honored by the New York Chapter of the BBWAA, along with teammate Jose Reyes, as the "Toast of the Town," at their annual dinner in Manhattan on January 28, 2007.
- Was invited to dinner at the White House with President George W. Bush, along with other MLB players, including Trevor Hoffman, on February 5, 2007.
- Named the Police Athletic League Athlete of the Year on December 10, 2007.
- Was the guest speaker at the second annual St. John's Baseball Bullpen Winter Banquet on January 24, 2008.
- Received the Baseball Assistance Team (BAT) Bart Giamatti Award for his service work for the BAT organization on January 29, 2008.
- Honored with a Thurman Munson Award on February 5, 2008.
- Received the Joan Payson Award on January 25, 2008 from the New York Chapter of the BBWAA.
- Was the recipient of the New Jersey Sports Writers "Sports Humanitarian Award" on January 25, 2008.
- Raised over \$140,000 at his charity event on January 18, 2013 in Norfolk, VA for the Children's Hospital of the King's Daughters...Over the last three years has raised close to \$400,000 for the CHKD.

CAREER TRANSACTIONS

- Selected by the New York Mets in the first round (38th pick overall) in the 2001 First-Year Player Draft.
- On the 15-Day Disabled List, August 17-September 1, 2009, with a concussion.
- On the 15-Day Disabled List, May 18, retroactive to May 16-July 22, 2011, with a lower back stress fracture.

YEAR	TEAM	AVG.	G	AB	R	H	2B	3B	HR	RBI	SH	SF	HB	BB	SO	SB	CS	SLG	OBP	E
2001	Kingsport (R)	.300	36	120	27	36	7	0	4	17	0	0	2	16	30	9	1	.458	.391	5
2002	Capital City (A)	.266	135	496	85	132	30	2	11	93	1	4	5	76	114	21	5	.401	.367	19
2003	St. Lucie (A)	.270	133	466	69	126	*39	2	15	75	1	6	4	*72	98	19	5	.459	.369	16
2004	Binghamton (AA)	.363	60	223	44	81	27	0	10	40	0	3	7	39	41	20	6	.619	.467	8
	Norfolk (AAA)	.298	31	114	18	34	8	0	8	17	0	2	2	16	19	2	4	.579	.388	7
	METS	.293	69	263	41	77	17	1	14	40	0	3	3	14	40	6	0	.525	.332	11
2005	METS	.306	160	575	99	176	42	1	27	102	0	3	7	72	113	17	7	.523	.388	24
2006	METS	.311	154	582	96	181	40	5	26	116	0	8	5	66	113	20	5	.531	.381	19
2007	METS	.325	160	604	113	196	42	1	30	107	0	7	6	94	115	34	5	.546	.416	21
2008	METS	.302	160	626	115	189	42	2	33	124	0	*11	4	94	118	15	5	.534	.390	16
2009	METS	.307	144	535	88	164	39	3	10	72	0	6	3	74	140	27	9	.447	.390	18
2010	METS	.283	157	587	87	166	36	3	29	103	0	12	2	69	161	19	11	.503	.354	20
2011	METS	.254	102	389	60	99	23	1	14	61	0	3	3	52	97	13	2	.427	.345	19
	St. Lucie (A)#	.476	6	21	9	10	3	0	0	2	0	0	0	6	3	1	0	.619	.593	0
2012	METS	.306	156	581	91	178	41	2	21	93	0	5	3	81	112	15	10	.492	.391	10
Minor League Totals		.291	401	1440	252	419	114	4	48	244	2	15	20	225	305	72	21	.476	.391	55
Major League Totals		.301	1262	4742	790	1426	322	19	204	818	0	58	36	616	1009	166	54	.506	.381	158

* - led league

- rehabilitation assignment

DIVISION SERIES

YEAR	TEAM/OPPONENT	AVG.	G	AB	R	H	2B	3B	HR	RBI	SH	SF	HB	BB	SO	SB	CS	SLG	OBP	E
2006	METS/LOS ANGELES	.333	3	12	1	4	2	0	0	4	0	0	0	1	4	0	0	.500	.385	1

LEAGUE CHAMPIONSHIP SERIES

YEAR	TEAM/OPPONENT	AVG.	G	AB	R	H	2B	3B	HR	RBI	SH	SF	HB	BB	SO	SB	CS	SLG	OBP	E
2006	METS/ST. LOUIS	.160	7	25	2	4	1	0	1	2	0	0	0	4	4	0	0	.320	.276	0

ALL-STAR GAMES

YEAR	LEAGUE/SITE	AVG.	G	AB	R	H	2B	3B	HR	RBI	SH	SF	HB	BB	SO	SB	CS	SLG	OBP	E
2006	NL/Pittsburgh	.333	1	3	1	1	0	0	1	1	0	0	0	0	0	0	0	1.333	.333	0
2007	NL/San Francisco	.333	1	3	0	1	0	0	0	0	0	0	0	0	0	0	0	.333	.333	0
2008	NL/New York (AL)	.333	1	3	0	1	0	0	0	0	0	0	0	1	2	0	0	.333	.500	0
2009	NL/St. Louis	.500	1	2	1	1	0	0	0	0	0	0	0	0	1	0	0	.500	.500	0
2010	NL/Anaheim	1.000	1	2	0	2	0	0	0	0	0	0	0	0	0	1	0	1.000	1.000	0
2012	NL/Kansas City	.000	1	2	0	0	0	0	0	0	0	0	0	0	1	0	0	.000	.000	0
All-Star Game Totals		.400	6	15	2	6	0	0	1	1	0	0	0	1	4	1	0	.600	.483	0

WORLD BASEBALL CLASSIC

YEAR	CLUB	AVG.	G	AB	R	H	2B	3B	HR	RBI	SH	SF	HB	BB	SO	SB	CS	SLG	OBP	E
2009	USA	.281	8	32	3	9	1	0	0	5	0	1	0	3	8	1	0	.313	.333	2
2013	USA	.438	4	16	4	7	2	0	1	19	0	0	0	3	0	0	0	.750	.526	0
Totals		.333	12	48	7	16	3	0	1	15	0	0	0	0	6	8	0	0	.458	2

CAREER FIELDING

POS	G	PO	A	E	PCT.	TC	DP
3B	1253	872	2366	158	.953	3396	191
SS	2	1	2	0	1.000	3	0



MANAGER: Terry Collins (10)

COACHES: Bob Geren (7), Ricky Bones (25), Dave Hudgens (51), Tim Teufel (18), Tom Goodwin (26), Dan Warthen (59), **BULLPEN CATCHERS:** Dave Racanelli (54), Eric Langill (78)

#PITCHERS (20)	B-T	HT	WT	BORN	BIRTHPLACE	RESIDENCE	2012 CLUB	W-L	ERA	G	GS	CG	SHO	SV	IP	H	R	ER	HR	HB	BB	SO	WP	BK	
46 Burke, Greg	R-R	6-4	215	9/21/82	Marlton, NJ	Medford, NJ	Bowie (AAA)	1-0	1.53	23	0	0	0	0	14	29.1	21	6	5	0	1	4	20	0	0
73 Carson, Rob	L-L	6-4	239	1/23/89	Hattiesburg, MS	Hattiesburg, MS	Norfolk (AAA)	2-1	1.53	21	0	0	0	0	3	35.1	25	8	6	1	1	30	2	0	
							Binghamton (AA)	1-2	4.79	31	0	0	0	9	35.2	45	22	19	2	0	15	37	5	1	
							Buffalo (AAA)	0-0	1.72	10	0	0	0	1	15.2	16	4	3	1	0	6	15	1	0	
66 Edgin, Josh	L-L	6-1	235	12/17/86	Lewistown, PA	New Zion, SC	METS	0-0	4.73	17	0	0	0	0	13.1	13	7	7	2	2	4	5	0	0	
							Binghamton (AA)	0-0	1.42	6	0	0	0	2	6.1	5	1	1	0	2	5	0	0		
							Buffalo (AAA)	3-2	3.89	35	0	0	0	1	37.0	34	19	16	0	1	18	40	0	0	
27 Familia, Jeurys	R-R	6-4	230	10/10/89	Santo Domingo, DR	Santo Domingo, DR	METS	1-2	4.56	34	0	0	0	0	25.2	19	14	13	5	2	10	30	0	0	
							Buffalo (AAA)	9-9	4.73	28	1	0	0	137.0	145	84	72	8	4	73	128	13	2		
							METS	0-0	5.84	8	1	0	0	0	12.1	10	8	0	0	0	9	10	0	0	
48 Francisco, Frank	R-R	6-2	245	9/11/79	Santo Domingo, DR	Miami, FL	Binghamton (AA)	0-0	3.86	5	0	0	0	1	4.2	6	2	2	0	1	4	0	0		
							METS	1-3	5.53	48	0	0	0	23	42.1	47	27	26	5	0	21	47	2	1	
							METS	6-7	4.10	17	0	0	0	109.2	108	56	50	12	6	29	97	0	1		
35 Gee, Dillon	R-R	6-1	204	4/28/86	Cleburne, TX	Cleburne, TX	St. Lucie (A)	3-0	3.04	5	4	0	0	0	26.2	25	10	9	3	0	8	21	1	0	
							Buffalo (AAA)	1-0	5.14	1	1	0	0	0	7.0	7	4	4	0	1	2	3	1	0	
							Binghamton (AA)	8-12	4.59	20	19	0	0	0	119.2	127	72	61	11	4	33	97	9	0	
60 Gorski, Darin	L-L	6-4	210	10/6/87	Lancaster, PA	Mount Joy, PA	Binghamton (AA)	9-8	4.00	25	24	0	0	0	139.2	128	68	62	20	4	50	118	13	0	
							Binghamton (AA)	7-5	3.68	20	20	0	0	0	110.0	97	46	45	9	6	48	112	9	0	
							Buffalo (AAA)	METS	3-5	2.73	10	10	0	0	0	59.1	42	19	18	5	3	26	70	3	0
53 Heffner, Jeremy	R-R	6-4	216	3/11/86	Perkins, OK	Perkins, OK	Buffalo (AAA)	5-2	2.77	10	9	0	0	0	61.2	55	25	19	4	0	10	37	1	0	
							METS	4-7	5.09	26	13	0	0	0	93.2	110	55	53	9	2	18	62	7	0	
							HOUSTON (NL)	0-2	3.25	37	0	0	0	0	36.0	37	13	13	3	2	11	35	5	0	
34 Lyon, Brandon	R-R	6-1	200	8/10/79	Salt Lake City, UT	St. George, UT	TORONTO (AL)	4-0	2.88	30	0	0	0	0	1	25.0	19	8	8	2	1	9	28	1	0
							Wisconsin (A)#	1-0	2.84	3	3	0	0	0	12.2	9	5	4	1	0	3	10	0	0	
							MILWAUKEE (NL)	7-4	3.70	21	21	0	0	0	124.0	116	57	51	16	4	41	109	3	2	
36 McHugh, Collin	R-R	6-2	195	6/19/87	Naperville, IL	Atlanta, GA	Binghamton (AA)	5-5	2.41	12	12	0	0	0	74.2	63	21	20	4	5	17	65	6	0	
							Buffalo (AAA)	2-4	3.42	13	13	0	0	0	73.2	60	32	28	8	2	29	70	2	0	
							METS	0-4	7.59	8	4	0	0	0	21.1	27	21	18	5	2	8	17	0	0	
32 Mejia, Jennyry	R-R	6-0	204	10/11/89	Tobago-Arriba, Azua, DR	Santo Domingo, DR	St. Lucie (A)	1-0	2.45	2	2	0	0	0	11.0	7	3	3	1	0	2	8	0	0	
							Binghamton (AA)	3-4	3.54	26	10	0	0	0	73.2	75	38	29	4	1	24	39	6	0	
							Buffalo (AAA)	METS	1-2	5.63	5	3	0	0	0	16.0	20	10	10	2	0	9	8	1	0
49 Niese, Jonathon	L-L	6-4	217	10/27/86	Lima, OH	Defiance, OH	METS	13-9	3.40	30	30	0	0	0	190.1	174	77	72	22	4	49	155	6	0	
							METS	5-4	2.49	74	0	0	0	7	68.2	65	24	19	4	1	20	61	1	0	
							Binghamton (AA)	0-1	1.38	8	0	0	0	1	13.0	7	2	2	0	7	16	2	0		
39 Parnell, Bobby	R-R	6-3	210	10/10/87	San Cristobal, DR	San Cristobal, DR	Buffalo (AAA)	3-1	2.36	33	0	0	0	0	42.0	26	14	11	2	2	25	41	6	0	
							METS	0-1	5.48	20	0	0	0	0	21.1	24	13	13	1	0	20	22	1	0	
							Brooklyn (A)	6-1	1.11	12	12	0	0	0	72.2	47	14	9	0	4	10	66	2	1	
67 Robles, Hansel	L-L	6-0	208	3/13/79	Tovar Merida, VZ	Tovar Merida, VZ	Brooklyn (A)	0-0	0.00	1	1	0	0	0	3.0	1	0	0	0	1	3	0	0		
							METS	6-9	4.85	21	21	2	2	0	117.0	117	65	63	17	0	39	111	1	0	
							Binghamton (AA)	10-6	3.26	19	19	1	1	0	116.0	92	46	42	2	11	43	117	6	1	
65 Wheeler, Zack	L-R	6-4	185	5/30/90	Snyrna, GA	Dallas, GA	Buffalo (AAA)	2-2	3.27	6	6	1	1	1	0	33.0	23	13	12	2	1	16	31	2	0





#	CATCHERS (3)	B-T	HT.	WT.	BORN	BIRTHPLACE	RESIDENCE	2012 CLUB	AVG	G	AB	R	H	2B	3B	HR	RBI	SH	SF	BB	SO	SB	CS	E
44	Buck, John	R-R	6-2	230	7/17/80	Kemmerer, WY	Bluffdale, UT	MIAMI (NL)	.192	106	343	29	66	15	1	12	41	1	2	3	49	103	0	7
15	d'Arnaud, Travis	R-R	6-2	225	2/10/89	Long Beach, CA	Long Beach, CA	Las Vegas (AAA)	.333	67	279	45	93	21	2	16	52	0	2	3	19	59	1	4
20	Recker, Anthony	R-R	6-2	232	8/29/83	Allentown, PA	Catsasqua, PA	OAKLAND (AL)	.129	13	31	3	4	0	0	0	0	1	0	1	4	13	0	0
								Sacramento (AAA)	.265	52	200	29	53	7	0	9	29	0	0	1	28	56	3	6
								Iowa Cubs (AAA)	.286	3	7	1	2	1	0	0	0	0	0	0	2	2	0	0
								Tennessee (AA)	.200	4	15	1	3	1	0	1	4	0	0	0	7	0	0	0
								CHICAGO (NL)	.167	9	18	1	3	1	0	1	4	0	0	1	2	2	0	1
#	INFELDERS (10)	B-T	HT.	WT.	BORN	BIRTHPLACE	RESIDENCE	2012 CLUB	AVG	G	AB	R	H	2B	3B	HR	RBI	SH	SF	BB	SO	SB	CS	E
29	Davis, Ike	L-L	6-4	231	3/22/87	Edina, MN	Scottsdale, AZ	METS	.227	156	519	66	118	26	0	32	90	0	3	1	61	141	0	8
61	Flores, Wilmer	R-R	6-3	215	8/6/91	Valencia, VZ	Valencia, VZ	St. Lucie (A)	.289	64	242	31	70	12	0	10	42	1	8	3	18	30	2	8
								Binghamton (AA)	.311	66	251	37	78	18	2	8	33	1	2	1	20	30	0	4
								Binghamton (AA)	.215	94	325	41	70	14	0	10	39	2	1	4	58	113	1	9
64	Havens, Reese	L-R	6-1	195	10/20/86	Sullivan Island, SC	Sullivan Island, SC	Sacramento (AAA)	.244	90	328	61	80	26	3	18	61	0	1	7	47	115	5	4
12	Hicks, Brandon	R-R	6-2	215	9/14/85	Houston, TX	Pasadena, TX	OAKLAND (AL)	.172	22	64	8	11	5	0	3	7	0	0	0	6	31	1	0
								St. Lucie (A)	.230	6	20	2	5	2	0	1	8	0	2	0	4	5	0	0
19	Lutz, Zach	R-R	6-1	222	6/3/86	Reading, PA	Mohnton, PA	Buffalo (AAA)	.299	72	244	34	73	16	1	10	35	1	2	5	42	75	0	4
								METS	.091	7	11	1	1	0	0	0	0	0	0	0	5	0	0	1
28	Murphy, Daniel	L-R	6-2	206	4/1/85	Jacksonville, FL	Jacksonville, FL	METS	.291	156	571	62	166	40	3	6	65	0	4	1	36	82	10	2
11	Tejeda, Ruben	R-R	5-11	187	10/27/89	Veraguas, Panama	Veraguas, Panama	Buffalo (AAA)	.200	6	20	3	4	1	0	0	2	0	0	0	1	3	0	0
								METS	.289	114	464	53	134	26	0	1	25	3	2	5	27	73	4	12
								St. Lucie (A)	.111	2	9	1	1	0	0	0	0	0	0	0	2	0	0	0
								St. Lucie (A)	.284	65	218	31	62	17	1	0	23	4	1	4	29	17	12	7
								St. Lucie (A)	.254	57	193	20	49	11	2	0	27	3	4	6	11	22	2	1
								Binghamton (AA)	.250	2	8	0	2	0	0	0	0	0	0	0	0	0	0	0
2	Turner, Justin	R-R	6-0	208	11/23/84	Long Beach, CA	Bellflower, CA	Buffalo (AAA)	.269	94	171	20	46	13	1	2	19	0	1	4	9	24	1	2
								METS	.269	58	171	20	46	13	1	2	19	0	1	4	9	24	1	2
5	Wright, David	R-R	6-0	209	12/20/82	Norfolk, VA	Norfolk, VA	METS	.306	156	581	91	178	41	2	21	93	0	5	3	81	112	15	10

METS ROSTER

NON-ROSTER INVITES

#	PITCHERS (9)	B-T	HT.	WT.	BORN	BIRTHPLACE	RESIDENCE	2012 CLUB	WL	ERA	G	GS	CG	SHO	SV	IP	H	R	ER	HR	HB	BB	SO	WP	BK
50	Atchison, Scott	R-R	6-2	200	3/29/76	Denton, TX	Keller, TX	BOSTON (AL)	2-1	1.58	42	0	0	0	0	51.1	42	10	9	2	0	9	36	2	0
								Pawtucket (AAA)	0-0	13.50	2	1	0	0	0	2.0	3	3	3	1	0	0	2	0	0
40	Byrdak, Tim	L-L	5-11	192	10/31/73	Oak Lawn, IL	Lockport, IL	METS	2-2	4.40	56	0	0	0	0	30.2	18	16	15	2	1	18	34	0	0
55	Feliciano, Pedro	L-L	5-10	192	8/25/76	Rio Piedras, PR	Rio Piedras, PR	Tampa (A)#	0-0	18.00	1	0	0	0	0	1.0	4	2	2	0	0	0	1	0	0
								GCL Yankees (R)#	0-0	0.00	4	4	0	0	0	4.0	2	0	0	0	0	0	1	5	0
								Trenton (AA)#	0-0	0.00	2	0	0	0	0	1.1	0	0	0	0	0	2	2	1	0
								Staten Island (A)#	0-0	3.00	3	1	0	0	0	3.0	3	1	1	1	1	0	2	0	0
30	Hawkins, LaTroy	R-R	6-5	220	12/21/72	Gary, IN	Prosper, TX	Inland Empire (A)#	0-0	9.00	1	0	0	0	0	1.0	2	1	1	1	0	0	2	0	0
								Salt Lake (AAA)#	0-0	0.00	2	1	0	0	0	2.0	1	0	0	0	0	1	1	0	0
								LOS ANGELES (AL)	2-3	3.64	48	0	0	0	0	1	42.0	45	20	17	5	0	13	23	0
								Las Vegas (AAA)	3-5	4.52	11	1	1	0	0	63.2	77	41	32	6	3	20	38	3	0
47	Laffey, Aaron	L-L	6-0	190	4/15/85	Cumberland, MD	Cumberland, MD	TORONTO (AL)	4-6	4.56	22	16	0	0	0	100.2	100	56	51	17	5	37	48	2	0
								St. Lucie (A)	5-1	3.25	12	12	0	0	0	63.2	64	28	23	3	1	16	48	4	2
75	Mazzoni, Cory	R-R	6-1	200	10/19/89	Evans City, PA	Evans City, PA	Binghamton (AA)	4-5	4.46	14	14	2	1	0	80.2	90	45	40	9	2	20	56	4	2
								Savannah (A)	6-3	2.52	12	12	0	0	0	71.1	61	24	20	4	1	8	54	2	1
74	Montero, Rafael	R-R	6-0	185	10/17/90	Higuerito Banica, DR	Santo Domingo, DR	St. Lucie (A)	5-2	2.13	8	8	1	0	0	50.2	35	13	12	2	2	11	56	0	1
56	Rice, Scott	L-L	6-7	230	9/21/81	Simi Valley, CA	West Lake, CA	Albuquerque (AAA)	2-3	4.40	54	0	0	0	0	9	59.1	58	33	29	3	4	22	47	9
52	Torres, Carlos	R-R	6-1	185	10/22/82	Santa Cruz, CA	Kansas City, MO	Colorado Springs (AAA)	4	3.98	14	13	0	0	0	61.0	62	30	27	6	1	25	59	6	0
								COLORADO (NL)	5-3	5.26	31	0	0	0	0	53.0	49	31	31	2	4	26	42	6	0
#	CATCHERS (2)	B-T	HT.	WT.	BORN	BIRTHPLACE	RESIDENCE	2012 CLUB	AVG	G	AB	R	H	2B	3B	HR	RBI	SH	SF	HB	BB	SO	SB	CS	E
72	Centeno, Juan	L-R	5-9	172	11/16/89	Arecibo, PR	Arecibo, PR	Binghamton (AA)	.285	79	281	29	80	12	2	0	35	4	1	4	1	23	43	1	5
22	Powell, London	S-R	6-3	265	3/19/82	Raleigh, NC	Greenville, SC	Oklahoma City (AAA)	.251	79	239	35	60	6	0	8	38	1	1	1	2	36	56	0	0
#	INFELDERS (3)	B-T	HT.	WT.	BORN	BIRTHPLACE	RESIDENCE	2012 CLUB	AVG	G	AB	R	H	2B	3B	HR	RBI	SH	SF	HB	BB	SO	SB	CS	E
3	Quintanilla, Omar	L-R	5-9	185	10/24/81	El Paso, TX	El Paso, TX	Buffalo (AAA)	.257	29	70	13	18	5	0	1	4	0	0	0	2	8	17	0	0
76	Satin, Josh	R-R	6-0	200	9/10/84	Dallas, TX	Hidden Hills, CA	METS	.232	36	99	12	23	3	0	3	12	1	2	0	8	25	0	1	4
								BALTIMORE (AL)	.000	1	1	0	0	0	0	0	0	0	0	0	1	0	0	0	0
80	Hoffmann, Jamie	R-R	6-3	225	8/20/84	New Ulm, NM	Plymouth, MN	Norfolk (AAA)																	

- Rehabilitation Assignment



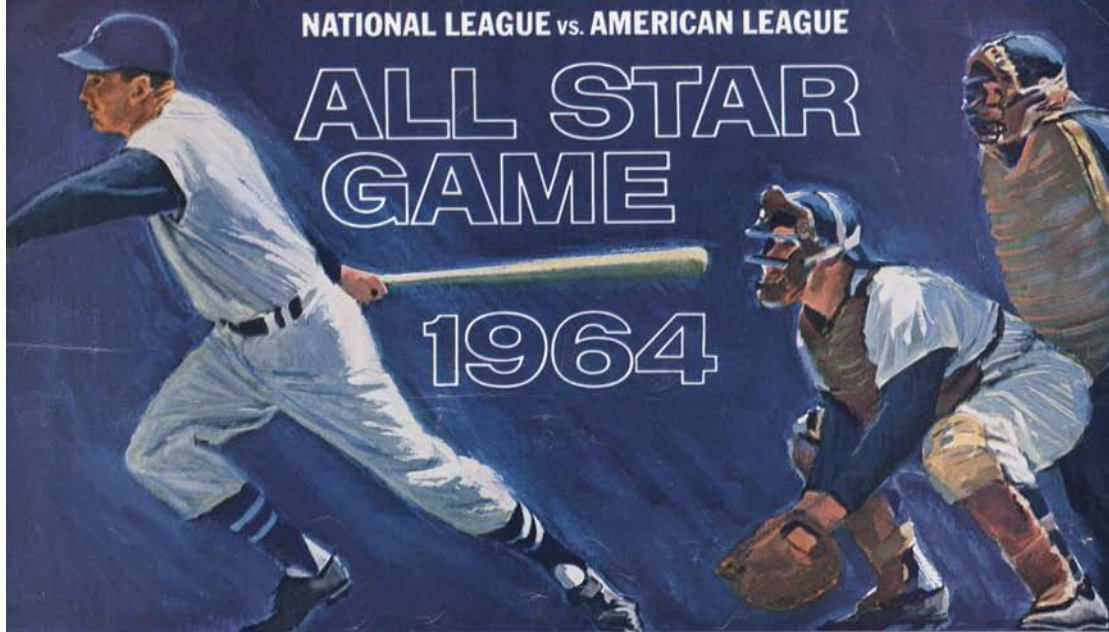
SCOUTING & MINOR LEAGUES



NATIONAL LEAGUE vs. AMERICAN LEAGUE

ALL STAR GAME

1964



SHEA STADIUM, NEW YORK



OFFICIAL
PROGRAM
50 CENTS





SCOUTING STAFF

★ AMATEUR SCOUTING

Thomas Tanous.....	Director, Amateur Scouting
Bryan Hayes	Assistant, Amateur Scouting
Marc Tramuta	Assistant Scouting Director

★ REGIONAL SUPERVISORS

Steve Barningham	Regional Supervisor, Southeast (Land O'Lakes, FL)
Doug Thurman	Regional Supervisor, West (Elk Grove, CA)
Scott Hunter	Regional Supervisor, Northeast (Mount Laurel, NJ)
Mac Seibert	Regional Supervisor, Midwest (Cantonment, FL)

★ AREA SUPERVISORS


Cesar Aranguren	Clermont, FL (Central Florida)
Jim Bryant	Macon, GA (Northern FL, GA)
Jim Blueberg	Reno, NV (Northern/Central CA, Northern NV, HI)
Ray Corbett	College Station, TX (Southern TX)
Jarrett England	Murfreesboro, TN (OH, KY, TN)
Steve Gossett	Fremont, NE (KS, OK, NE, MO, ND, SD, IA)
Tyler Holmes	Forest Park, IL (IL, IA, IN, MN, WI, MI)
Tommy Jackson	Birmingham, AL (LA, MS, AL, AR)
Fred Mazuca	Tustin, CA (Southern CA, Mexico)
Marlin McPhail	Irmo, SC (NC, SC)
Claude Pelletier	St. Lazare, Quebec, Canada (Canada)
Art Pontarelli	Lincoln, RI (MA, CT, ME, RI, NH, VT, NY)
Jim Reeves	Camas, WA (Western Canada, AK, WA, OR, ID, WY, MT)
Kevin Roberson	Scottsdale, AZ (AZ, CO, NM, UT, Las Vegas)
Max Semler	Allen, TX (Northern TX)
Mike Silvestri	Davie, FL (Southern FL, Latin America)
Jim Thompson	Wallingford, PA (DE, PA, MD, WV, NJ, VA, Washington, DC)
Andrew Toussaint	Los Angeles, CA (Southern CA)

★ PROFESSIONAL SCOUTING

Jim D'Aloia	Director, Professional Scouting
Bryn Alderson	New York, NY
Mack Babbitt	Richmond, CA
Conor Brooks	Plymouth, MA
Tom Clark	Shrewsbury, MA
Tim Fortugno	Elks Grove, CA
Roland Johnson	Newington, CT
Ash Lawson	Athens, TN
Shaun McNamara	Worcester, MA
Roy Smith	Chicago, IL
Rudy Terrasas	Santa Fe, TX

★ INTERNATIONAL SCOUTING

Chris Becerra	Director, International Scouting
Mike Silvestri	Latin American Crosschecker
Gerardo Cabrera	Supervisor, Dominican Republic
Hilario Soriano	Sr. Advisor, Dominican Republic
Hector Rincones	Supervisor, Venezuela
Modesto Abreu	Scout, Dominican Republic
Marciano Alvarez	Scout, Dominican Republic
Lionel Chatterelle	Scout, Europe
Alexis De La Cruz	Scout, Dominican Republic
Robert Espejo	Scout, Venezuela
Harold Herrera	Scout, Colombia
Gabriel Low	Scout, Mexico
Nestor Moreno	Scout, Venezuela
Daurys Nin	Scout, Dominican Republic
Alejandro Perez	Tryout Coach, Dominican Republic
Carlos Perez	Scout, Venezuela
Ismael Perez	Scout, Venezuela
Pedro Reyes	Tryout Coach, Dominican Republic
Jorge Sebastian	Tryout Coach, Dominican Republic
Alex Zapata	Scout, Panama

★ **THOMAS TANOUS** | DIRECTOR, AMATEUR SCOUTING

- Named Mets Scouting Director in November of 2011.
- Served as Mets Special Assignment Scout in 2011, seeing both professional and amateur talent for the organization.
- Before joining the Mets, spent six years with the Toronto Blue Jays as National Crosschecker (2006-2010) and Area Supervisor (2004-2005).
- In 2003 served as an Area Supervisor for the Texas Rangers.
- From 1996-2002 was an Area Supervisor for the Milwaukee Brewers.
- Played shortstop for both the Community College of Rhode Island and American International College, advancing to College World Series with both programs.

★ **CHRIS BECERRA** | DIRECTOR, INTERNATIONAL SCOUTING

- Promoted from West Coast Supervisor to Director of International Scouting in November of 2011.
- Joined the Mets in 2011 as an Area Supervisor in Southern California covering Orange, Los Angeles, Santa Barbara, San Luis Obispo as well as Kern county.
- Previously worked as an Area Supervisor for the Toronto Blue Jays from 2008-2010...Covered Northern California, Northern Nevada, Oregon, Washington, Idaho and Montana during 2008-2009 and Orange County in 2010.
- 1997 Junior College All-American at Santa Rosa Junior College.
- Member of 1999 College World Series qualifying, Oklahoma State University Baseball team.
- Assistant Baseball coach at Santa Rosa Junior College from 2001-2004.
- Graduated from Sonoma State University with a degree in Kinesiology in 2005.
- Currently resides in Ventura, CA.

★ **JIM D'ALOIA** | DIRECTOR, PROFESSIONAL SCOUTING

- Promoted to his current position, Director of Professional Scouting, in November of 2011.
- Prior to joining the Mets, served as a Professional Scout for the Toronto Blue Jays from 2005-2010...Named Toronto's Pro Scout of the Year in 2009.
- Served as the Chief Financial Officer for Robert Wood Johnson Medical School in New Brunswick, New Jersey before joining the Blue Jays.
- Selected in the 33rd round of the 1980 Free agent draft and was a member of three minor league championship teams in the Yankees system.
- In 1982 worked as an infield coach for the Yankees Gulf Coast team.
- A St. Leo University alumni, Jim currently ranks third in career hits (230), fourth in career runs (159) and fifth in career stolen bases (84).
- Jim and his wife, Carol, have been married for 25 years...The couple has two children, James, 23, who graduated from The New Jersey Institute of Technology with a Mechanical Engineering degree and Michael, 20, who attends Rutgers University.



★ MARC TRAMUTA | ASSISTANT SCOUTING DIRECTOR



- Joined the Mets in November 2012 after spending 2003-2012 with the Toronto Blue Jays, serving as Area Scout, National Scouting Supervisor, and Professional Scout.
- Awarded the Al Lamacchia award in 2006 as Toronto Blue Jays Scout of the year.
- Served as an Area Scout for the Baltimore Orioles from 1996-2003.
- Served from 1993-1996 as Assistant Baseball Coach and Recruiting Coordinator for his alma mater, St. Bonaventure University, where he was second Team All-Atlantic 10 Conference selection at shortstop as a junior in 1991.
- Drafted in the 45th round of the June 1991 Free Agent Draft by the Los Angeles Dodgers.
- Resides in Fredonia, NY with his wife, Tanya and step daughter, Giacinte.



SCOUTING STAFF



BRYN ALDERSON



MACK BABITT



CONOR BROOKS



TOM CLARK



TIM FORTUGNO



ROLAND JOHNSON



ASH LAWSON



SHAUN McNAMARA



ROY SMITH



RUDY TERRASAS

★ STEVE BARNINGHAM | SOUTHEAST SUPERVISOR



- Promoted to his current position in 2008...Joined the Mets in 2006 as a Florida area scout.
- Worked as an area scout with the Oakland Athletics, covering Florida, Alabama and Georgia from 2004-2005...In 2003, he was responsible for Oregon, Washington, Idaho, Montana and Wyoming.
- Was an outfielder in the Texas Rangers' organization from 1999-2001, making it as high as Charlotte (A) of the Florida State League.
- Spent the 1998 and 1999 seasons with the Springfield Capitals of the Frontier League.
- Graduated from Albertson College (ID) with a degree in Liberal Arts...Was a member of the 1998 NAIA National Championship team in baseball.
- Steve currently resides in Land O'Lakes, FL with his wife, Amanda, and their daughter, Addison.

★ DOUG THURMAN | WEST SUPERVISOR



- Promoted to West Supervisor after spending 2008-2011 as an area scout for the Mets covering Northern California, Nevada and Hawaii.
- Prior to scouting, was in college coaching from 1992-2006...Spent 11 of the 14 seasons as San Jose State's Associate Head Coach.
- Graduated from California State University, Sacramento where he played on the 1990-1991 teams.
- Received a M.A. degree in Kinesiology from Saint Mary's College in 2005.
- Doug, 44, currently lives in San Jose, CA with his wife, Laura, and daughters Kylie, Brooke and Beverly.

★ SCOTT HUNTER | NORTHEAST SUPERVISOR



- Entering his 20th season in professional baseball, including the last four years as a supervisor in the New York Mets organization.
- Served as a coach with the Brooklyn Cyclones (A) of the New York-Penn League in 2006 and the Gulf Coast Mets (R) in 2005, while also serving as a scout in the New York, New Jersey, Delaware and Pennsylvania areas.
- Played professionally for 10 years from 1994-2003 in the Dodgers, Mets, Expos, Indians and Orioles minor league systems, making it as high as Triple-A.
- Was a member of the Mets 40-man roster in 1998 and 1999.
- While with the Mets organization, was a two-time Doubleday Award winner; in 1996 with St. Lucie (A) of the Florida State League and Binghamton (AA) of the Eastern League in 1998.
- Scott, 37, currently lives in Mt. Laurel, NJ with his wife, Kari, and sons, Cade and Grant.

★ MAC SEIBERT | MIDWEST SUPERVISOR



- Enters his fourth season as the Midwest Scouting Supervisor after spending 2008-2009 as an area scout for the New York Mets, responsible for Eastern Louisiana, Alabama and Northern Florida.
- Served as the national scouting supervisor for the Tampa Bay Rays from 2000-2005...Worked as an area supervisor with the Atlanta Braves, Arizona Diamondbacks and Tampa Bay Rays from 1994-2000.
- Was the pitching coach and recruiting coordinator for Jefferson Davis Community College in Brewton, Alabama from 1990-1994.
- Played for two seasons with the Detroit Tigers organization from 1989-1990 after being selected with their 36th round selection.
- Mac, 46, resides in Pensacola, FL with his wife, Lorri, and their three children: Mac IV, Chase and Lauren.





AREA & INTERNATIONAL SCOUTS



MODESTO ABREU
INTERNATIONAL
SCOUT



MARCIANO ALVAREZ
DOMINICAN
REPUBLIC



CESAR ARANGUREN
AREA
SUPERVISOR



ALEJANDRO BAUTISTA
TRYOUT COACH,
DOMINICAN REPUBLIC



JIM BLUEBERG
AREA
SUPERVISOR



JIM BRYANT
AREA
SUPERVISOR



GERARDO CABRERA
SUPERVISOR
DOMINICAN REPUBLIC



LIONEL CHAPPELLE
INTERNATIONAL
SCOUT



RAY CORBETT
AREA
SUPERVISOR



ALEXIS DE LA CRUZ
INTERNATIONAL
SCOUT



JARRETT ENGLAND
AREA
SUPERVISOR



ROBERT ESPEJO
VENEZUELA



STEVE GOSSETT
AREA
SUPERVISOR



TYLER HOLMES
AREA
SUPERVISOR



HAROLD HERRERA
COLOMBIA



TOMMY JACKSON
AREA
SUPERVISOR



GABRIEL LOW
MEXICO



FRED MAZUCA
AREA
SUPERVISOR



MARLIN MCPHAIL
AREA
SUPERVISOR



NESTOR MORENO
VENEZUELA



DAURYS NIN
DOMINICAN
REPUBLIC



CLAUDE PELLETIER
AREA
SUPERVISOR



CARLOS PEREZ
VENEZUELA



ISMAEL PEREZ
VENEZUELA



ART PONTARELLI
AREA
SUPERVISOR



JIM REEVES
AREA
SUPERVISOR



PEDRO REYES
TRYOUT COACH,
DOMINICAN REPUBLIC



HECTOR RINCONES
SUPERVISOR,
VENEZUELA



KEVIN ROBESON
AREA
SUPERVISOR



JORGE SEBASTIAN
TRYOUT COACH,
DOMINICAN REPUBLIC



MAX SEMLER
AREA
SUPERVISOR



MIKE SILVESTRI
AREA
SUPERVISOR



HILARIO SORIANO
SENIOR ADVISOR,
DOMINICAN REPUBLIC



JIM THOMPSON
AREA
SUPERVISOR



ANDREW TOUSSAINT
AREA
SUPERVISOR



ALEX ZAPATA
PANAMA



MINOR LEAGUES & PLAYER DEVELOPMENT

PAUL DEPODESTA	Vice President, Player Development & Amateur Scouting
JON MILLER	Director, Minor League Operations
T.J. BARRA	Manager, Minor League Operations/Baseball Information
RONNY REYES	Coordinator, International Operations
JEN WOLF	Assistant, Minor League Operations
DICK SCOTT	Director, Player Development
RAFAEL LANDESTOY	International Field Coordinator
KEVIN MORGAN	Instruction/Infield Coordinator
LAMAR JOHNSON	Hitting Coordinator
LUIS RIVERA	Short-Season Hitting Coordinator
RON ROMANICK	Pitching Coordinator
MIGUEL VALDES	Short-Season Pitching Coordinator
BOB NATAL	Catching Coordinator
JACK VOIGT	Outfield/Baserunning Coordinator
JON DEBUS	Rehabilitation Pitching Coordinator
MIKE HERBST	Medical Coordinator
DAVID PEARSON	Rehabilitation & Physical Therapy Coordinator
JASON CRAIG	Strength & Conditioning Coordinator
GUY CONTI	Senior Advisor
BOBBY FLOYD	Special Instructor
OZZIE VIRGIL, SR.	Special Catching Instructor
AL JACKSON	Pitching Consultant
JOHN MULLIN	Equipment/Operations Manager
GAVIN GROSH	Dominican Republic ATC Coordinator
GUARIONEX PEREZ	Dominican Republic Strength & Conditioning Coordinator
JACK BRENNER	Assistant Clubhouse Manager

★ JON MILLER | DIRECTOR, MINOR LEAGUE OPERATIONS



- Assumed responsibilities as Director, Minor League Operations in June 2012, overseeing the day-to-day operation and administration of the Mets minor league system.
- Joined the Mets as a Baseball Operations intern in February 2005 and was later hired full-time in October 2005 as a Baseball Operations Assistant.
- A native of Washington, D.C. he attended Sidwell Friends School and graduated from Princeton University in 2003 with a degree in Politics.
- Played varsity baseball at Princeton earning the team's 2003 William J. Clarke award.
- Jon, 32, and his wife, Annie, make their home in Brooklyn, N.Y.



★ DICK SCOTT | DIRECTOR, PLAYER DEVELOPMENT



- Promoted to Director of Player Development in 2013.
- Served as the Mets Minor League Field Coordinator during the 2011 and 2012 seasons.
- Scott, 50, served as the Houston Astros Minor League Field Coordinator before joining the Mets.
- Was the Toronto Blue Jays Director of Player Development from 2001-2009.
- A former infielder, he began his coaching career as a minor league manager in the Oakland Athletics organization in 1991.
- Was named the 1994 Minor League Manager of the Year by USA Today Baseball Weekly.
- Also was selected Arizona League Manager of the Year with Scottsdale in 1991, the Northwest League Manager of the Year with Southern Oregon in 1992 and the California League Manager of the Year in 1994 with Modesto.
- Was originally drafted in the 17th round of the 1981 Free Agent Draft.
- Played 10 seasons in the Yankees and Athletics organizations, appearing in three regular season games with the 1989 World Champion Oakland Athletics.
- In his final season (1990), hit .308 as a player-coach with the Tacoma Rainiers, Oakland's Triple-A affiliate in the Pacific Coast League.
- In 1997, Scott joined the Arizona Diamondbacks as a manager with South Bend (A) of the Midwest League.
- Served Arizona as the Advance Scout for the major league team in 1998...Left Arizona on November 28, 2001 to join Toronto.
- The Ellsworth, ME native graduated from Ellsworth High School in 1981 where he played baseball, basketball and soccer.
- Dick and his wife, Kristin, have two sons, Ryan and Zach.

★ RAFAEL LANDESTOY | INTERNATIONAL FIELD COORDINATOR



- Beginning his sixth year as the International Field Coordinator...Will oversee instruction for the Mets Dominican Summer League teams.
- Served as the minor league infield coordinator for the Tigers' organization from 2000-2007.
- Worked as both the outfield and baserunning coordinator as well as the manager of the Arizona League affiliate in the Diamondbacks system from 1998-1999.
- Was a coach with the Mets during the 1996 season, assuming the role of first base coach on August 26 for the remainder of the year...Managed St. Lucie (A) of the Florida State League from 1994-1995, leading the team to a 132-138 record during his tenure.
- Has worked with six different organizations during his 19-year coaching career...Started as the first base coach for the New York Yankees in 1986, followed by a stint in the same role with the Montreal Expos in 1989.
- Rafael played eight major league campaigns with Los Angeles, Cincinnati and Houston... Performed in the 1977 World Series as a member of the Dodgers.

★ KEVIN MORGAN | INSTRUCTION/INFELD COORDINATOR



- Enters his eighth season as the Mets Instruction and Infield Coordinator.
- Served as the Mets Director of Minor League Operations from January 1, 2001 through the 2005 season...Responsibilities included overseeing the continuity and consistency of instruction from the major league level through all minor league clubs, visiting the Mets minor league affiliates and assisting the front office in baseball decisions.
- Joined the Mets front office as the Assistant to the Director of Minor League Operations on March 17, 1998.
- Played four seasons in the Mets minor league system from 1994-1997...Made his major league debut for the Mets in 1997.
- Led all Eastern League shortstops in fielding percentage (.956) in 1996.
- In 1994, he switched to second base and had a .969 fielding percentage at St. Lucie (A) of the Florida State League.
- Graduated from Southeastern Louisiana University with a degree in Business Management/ Marketing in 1991.
- Kevin lives with his wife, Loni, his nephew, Demarcus Jamal (DJ) and his daughter, Alyssa.

★ LAMAR JOHNSON | HITTING COORDINATOR



- Enters his ninth season in his current role and his tenth in the Mets organization...Was the hitting coach for St. Lucie (A) of the Florida State League in 2004.
- Was the Seattle Mariners hitting coach in 2003.
- Spent four seasons (1999-2002) as the hitting coach for the Kansas City Royals.
- Was the Milwaukee Brewers hitting coach from 1995 until August, 1998.
- Managed the Stockton Ports (A) of the California League in 1993 and 1994.
- Was the hitting coach for the Denver Zephyrs (AAA) of the Pacific Coast League in 1991 and 1992.
- Began his coaching career as a hitting instructor in the Brewers system from 1987-1990.
- Played nine seasons in the major leagues (1974-1982), spending his first eight with the Chicago White Sox, and his last with the Texas Rangers...Played first base and was a designated hitter... Compiled a .287 average (755-2,631), with 294 runs, 122 doubles, 12 triples, 64 home runs, and 381 RBI.
- Sang the National Anthem prior to a White Sox game in 1977, then hit a pair of home runs and a double, Chicago's only hits, in a 2-1 victory.
- Selected by the Chicago White Sox in the third round of the June 1968 Free Agent Draft.
- Lamar, 62, lives in Arlington, TX with his wife, Valory, and their three children: sons, Lamar, Jr. and Brian, and daughter, Larissa.

★ LUIS RIVERA | SHORT-SEASON HITTING COORDINATOR



- Enters his second season as Mets short-season Hitting Coordinator and his fourth year in the organization.
- Prior to his current position, served as hitting coach for Kingsport (R) of the Appalachian League in 2011.
- Split the 2010 season in Savannah (A) of the South Atlantic League and Kingsport, serving as a player/coach in Savannah and infield coach for Kingsport.
- Was a middle infielder playing in the minor leagues for the Mets and Chicago Cubs from 2005-2009, making it as high as Buffalo (AAA) of the International League in 2009.
- Luis resides in Miami with his wife, Jessica.

★ RON ROMANICK | PITCHING COORDINATOR



- Begins his second season as the Mets pitching coordinator.
- Spent 2011 as the Oakland Athletics pitching coach...Served as Oakland's bullpen coach from 2008-2010...Before joining the A's major league coaching staff was the club's minor league roving pitching instructor.
- From 1992-1998 served as pitching coordinator and coach for the Seattle Mariners.
- Played three seasons (1984-1986) with the California Angels compiling a 31-29 record with an ERA of 4.24 in 82 appearances, all starts...Won 14 games in 1985.
- Pitched at Arizona State before being drafted by the Angels in the first round of the Secondary Phase of the 1981 January Draft.
- Ron, a native of Bellevue, WA, makes his off-season home in Fountain Hills, AZ with his son, Robert.



★ MIGUEL VALDES | SHORT-SEASON PITCHING COORDINATOR



- Enters his second season as Mets short-season Pitching Coordinator and his seventh in the organization.
- Served as a special assignment coach for the Mets minor league teams from 2007-2011.
- From 2003-2006, worked as a personal trainer for major league baseball players.
- From 1992-2001, served as an advisor to various international clubs including the Monterrey Sultanes, Mexico Tigers and Tokyo Giants.
- Was the head coach of the Cuban National Team from 1974-2002...During his tenure the team won two gold medals (Barcelona, 1992 and Atlanta, 1996)...Served as hitting coach of the Cuban National team from 1970-1973.
- Miguel resides in Miami Beach, FL with his wife Natacha...They have two sons, Miguel and Massiel, and a daughter, Jessica.

★ BOB NATAL | CATCHING COORDINATOR



- Starts his eighth season as the Mets Minor League Catching Coordinator.
- Was the Montreal Expos/Washington Nationals bullpen coach from 2002-2005.
- Was a minor league coach and catching coordinator with the Florida Marlins organization from 1999-2001.
- Played in the major leagues for parts of six seasons with the Expos (1992) and Marlins (1993-1997)...Hit four home runs and had 19 RBI in 120 major league games.
- Was an original member of the Marlins, selected in the 1992 Expansion Draft (55th overall selection)...Spent his first full season in the big leagues in 1993 with Florida...Is one of six players to play for the Marlins in each of the club's first five years of existence (Conine, Arias, Nen, Sheffield, Rapp).
- Earned All-Star status at each of the minor league levels, from Rookie League to Triple-A.
- Was selected by the Montreal Expos in the 13th round of the 1987 Free Agent Draft.
- Attended the University of California at San Diego, where he was an NCAA Division III First-Team All-America selection.
- Bob lives with his wife, Audrey, and has three sons: Colby (12/17/93), Cooper (8/7/96), and Cavan (1/11/02).

★ JACK VOIGT | OUTFIELD/BASERUNNING COORDINATOR



- Enters his third season as the outfield and baserunning coordinator and his eighth overall with the Mets.
- Was the hitting coach for Buffalo (AAA) of the International League in 2010 and served in the same role for Brooklyn (A) of the New York-Penn League in 2009.
- Served as major league Advance Scout for the Mets in 2006, including NLDS and NLCS scouting in 2006.
- Served on Frank Robinson's coaching staff with the Washington Nationals in 2005.
- Was a minor league roving baserunning and bunting coach in the Atlanta Braves organization in 2004.
- Served as baserunning and outfield coordinator for the Baltimore Orioles in 2003.
- Managed Baltimore's Frederick (A) affiliate of the Carolina League in 2002...Was the hitting coach for Frederick in 2001.
- Began his coaching career in 2000 as a player/coach with Oklahoma City (AAA) of the Pacific Coast League.
- Played six seasons in the major leagues with Baltimore (1993-1995), Texas (1995-1996), Milwaukee (1997), and Oakland (1998)...Hit .235 (138-588) with 20 home runs and 83 RBI in 294 big league games...During his six-year career committed only six errors while playing first base, third base and the outfield.
- Was drafted by the Baltimore Orioles in the ninth round of the 1987 Amateur Draft.
- Served as hitting coach for Magallanes of the Venezuelan Winter League (regular-season champion) in 2013.
- Member of the Venice, FL Sports Hall of Fame.
- Attended Louisiana State University...Played in the College World Series in 1987 and was named to the All-CWS team...In the tournament, he hit the game-winning home run in the seventh inning to beat Arkansas.
- Jack, 46, lives in Florida with his wife, Jacky, and three daughters: Nicole, Natasha, and Noelia.

★ JON DEBUS | REHABILITATION PITCHING COORDINATOR



- Enters his second season as the Mets Rehabilitation Pitching Coordinator.
- Served as the Mets bullpen coach in 2011.
- Was a professional scout from 2009-2010 for the Los Angeles Dodgers.
- Served on the coaching staff of the Orix Buffaloes in Japan's Nippon Professional Baseball League during Terry Collins' tenure as Manager from 2007-2008.
- Was the Dodgers bullpen coach in 2005.
- Worked as a minor league catching coordinator for the Dodgers from 2002-2004.
- Was the General Manager of the Elmira Pioneers of the Independent Northern League from 2000-2001.
- Coached at Albuquerque (AAA) of the Pacific Coast League for two seasons (1997-1998) and one year at Vero Beach (A) of the Florida State League in 1999.
- Compiled a 274-270 record in five years (1992-1996) as a minor league manager in the Dodgers organization...Led Great Falls (A) of the Pioneer League in 1992-1993 and managed Vero Beach (A) from 1994-1996.
- Started his coaching career as the batting coach for San Antonio (AA) of the Texas League from 1990-1991.
- Joined the Dodgers organization after being selected in the 21st round of the June, 1980 draft...Selected as an outfielder from the College of St. Francis (IL), but was converted to a catcher.
- Played 10 seasons in the minor leagues, advancing as high as Triple-A...His best year came in 1982 when he hit .325 with 23 doubles, 16 home runs and 94 RBI in 138 games with Lodi (A) of the California League.

★ MIKE HERBST | MEDICAL COORDINATOR



- Named the Mets Medical Coordinator in November, 2011...Prior to this appointment served as Mets Assistant Trainer since October 19, 2001.
- From 1997-2001, was the Mets minor league training and fitness coordinator...In 2001, also served as the trainer for Brooklyn (A) of the New York-Penn League...Following the Cyclones season, Mike joined the major league club for the remainder of its season.
- In 1995 and 1996, was with Binghamton (AA) of the Eastern League as their trainer.
- Was the trainer for Capital City (A) of the South Atlantic League in 1993 and 1994.
- Began his career in professional baseball with the Mets in 1992 as the trainer of the Gulf Coast Mets.
- Has also been the trainer for Licey (Dominican Winter League) in 1996 and for the Arizona Fall League in 1994.
- Graduated from the University of Florida with a degree in exercise physiology.

★ DAVE PEARSON | REHABILITATION & PHYSICAL THERAPY COORDINATOR



- Joined the Mets organization in 2009 as the Rehabilitation and Physical Therapy Coordinator.
- Responsible for the development, delivery and progression of physical therapy services for players at the rehabilitation complex in Port St. Lucie, FL as well as the follow-up care of athletes performing rehabilitation in their hometown both in-and off-season.
- Served as physical therapist for Jacksonville University athletics from 2006-2008.
- Worked as the manager of Heartland Rehabilitation and Outpatient Physical Therapy in Jacksonville, FL from 2005-2008.
- Served as a host athletic trainer for the Atlantic Coast Conference Baseball Tournament in Jacksonville, FL from 2005-2008.
- Received his Bachelors Degree in Sports Medicine and Athletic Training from the University of North Florida in 1998...Earned his Masters Degree in Athletic Training from the University of Florida in 2000 before returning to the University of North Florida for his second Masters in Physical Therapy in 2002.

- Is a licensed physical therapist, certified athletic trainer, as well as strength and conditioning specialist.
- Dave currently resides in St. Lucie, FL with his wife, Amy, son, Colby and daughter, Ainsley.



★ JASON CRAIG | STRENGTH & CONDITIONING COORDINATOR



- After the 2001 season, requested to be re-assigned to the minor leagues in the capacity of Minor League Strength and Conditioning Coordinator.
- Was promoted to the major league club in 2000 as the Co-Director of Strength and Conditioning.
- Joined the New York Mets organization in 1997 as the Minor League Strength and Conditioning Coordinator.
- Prior to joining the Mets, he was the Fitness Director of the Downtown Athletic Club in Pittsburgh.
- Currently holds certifications from the National Strength and Conditioning Association (CSCS), Registered Strength and Conditioning Coach (RSCC®D), National Academy of Sports Medicine (NASM-PES), United States Weight Lifting (Club Coach, Sports Performance), and American Heart Association (CPR).
- Graduated from the Pennsylvania State University with a Bachelor of Science Degree in Exercise and Sports Science, under the College of Health and Human Development...Played baseball at Penn State, where he was an outfielder.
- Jason, also known as Nitro, a native of Pittsburgh, lives with his wife, Denise, and has a daughter, Imani and three sons, Adrian (11/28/03), Amari (10/2/01) and Angelo (9/17/98).

★ GUY CONTI | SENIOR ADVISOR




- Enters his fourth season as a Senior Advisor to the Minor League Department.
- Served as the Mets bullpen coach from 2005-2008 before returning to the minor league system prior to the 2009 season as the Pitching Rehabilitation Coordinator.
- From 2001-2004, he was the Mets Minor League Field Coordinator...In that position, he directed spring training for the minor league teams and the club's fall Instructional League.
- Has been involved in coaching for 44 years, 29 on the professional level.
- Was the pitching coach for Binghamton (AA) of the Eastern League in 2000.
- Was a manager with Kingsport (R) of the Appalachian League in 1999.
- In 1998, he was the Los Angeles Dodgers Minor League Pitching Coordinator.
- From 1987-1998, he was a member of the Dodgers Player Development Department...Was instrumental in the development of major league pitchers Pedro Martinez, Ismael Valdes, Antonio Osuna and Pedro Astacio.
- Was a pitching coach with several Dodgers' minor league affiliates from 1988-1997...Also served as the Dodgers Roving Minor League Pitching Coach from 1986-1991.
- Spent four seasons (1983-1986) in the Pittsburgh Pirates minor league organization as a scout and a coach.
- Played a year in the Houston Astros/Colt 45's minor league organization after being drafted as a catcher...In 1960, he played for Salisbury (A) in the Western Carolina League.
- Was a minor league roommate of former Mets outfielder and broadcaster Rusty Staub.
- Guy, 71, currently lives in Vero Beach, FL with his wife, Jan.

WEBSTER AWARD WINNERS

The Webster Award is presented in remembrance of Mets minor league pitcher Richard Webster, who tragically lost his life in an attempt to save the lives of friends in danger. It is awarded to the Mets minor league athlete who best exemplifies the integrity and character displayed by Richard in his life and career. The following are the past recipients of this award:

1983	Brian Ballard	1989	Tim Bogar	1997	Scott Hunter	2006	Bobby Malek
1984	Kelvin Chapman		Jeff McKnight	1998	Benny Agbayani	2007	Corey Ragsdale
	Herm Winningham	1990	Jeff Gardner	1999	Pedro Grifol	2008	Josh Thole
1985	Rick Anderson	1991	Joe Delli Carri	2000	Paul Wilson	2009	Kai Granauer
1986	Al Pedrique	1992	Jeff Gardner	2001	Jerrold Riggan	2010	Luis Rivera
1987	Keith Miller	1993	Dale Plummer	2002	Chris Bosak	2011	Jeurns Familia
1988	Steve Springer	1994	Edgardo Alfonzo	2003	David Wright	2012	Eddie Rohan
	Andre David	1995	Kevin Morgan	2004	Rodney Nye		
		1996	Jay Payton	2005	Joe Hietpas		

★ BOBBY FLOYD | SPECIAL INSTRUCTOR



- Entering his 28th season with the Mets.
- In 2006, he managed the Gulf Coast Mets to a 23-30 record and a third place finish in the East Division...Managed Gulf Coast Mets from 2006-2008.
- Served as the Mets minor league Coordinator of Instruction in 2005.
- Was a bench coach with the Mets in 2004 and was the Mets infield coach in 2001.
- In 2002 and 2003, he was the manager of Norfolk (AAA) of the International League...Compiled a 137-149 (.479) record over those two seasons.
- From November 29, 1988 until he joined the major leagues in 2001, he served the Mets as the Minor League Field Coordinator, and was responsible for on-field instruction, spring training and the Winter Instructional League.
- Was a manager in the Mets farm system from 1986-1988...In 1988, he was named the Appalachian League Manager of the Year and led Kingsport (R) to the League Championship.
- Managed in the Seattle Mariners organization from 1977-1985...From 1982-1985 he was Seattle's Triple-A manager.
- An infielder, he played in the major leagues for seven years with the Baltimore Orioles (1968-1970) and Kansas City Royals (1970-1974)...Was a player-coach in Omaha (AAA) in 1975.
- Was a member of the 1969 American League Champion Baltimore Orioles team.
- Was the National Association East's (AAA) All-Star shortstop in 1968.
- Signed in 1964 with the Baltimore Orioles.
- Attended UCLA and the University of Missouri in Kansas City, MO, where he studied psychology...Played baseball at UCLA.
- Graduated from El Segundo (CA) High School, where he was the captain of both the baseball and football teams.
- Bobby lives in Port St. Lucie, FL with his wife, Melody...They have three children: sons, Dan and Benjamin, and daughter, Sarah.

★ OZZIE VIRGIL, SR. | SPECIAL CATCHING INSTRUCTOR



- Starting his sixth season overseeing catching instruction for the Mets Dominican Summer League teams.
- Served as a coach on the major league level for 19 seasons...Coached with the San Francisco Giants (1969-1972, 1974-1975), Montreal Expos (1976-1981), San Diego Padres (1982-1985) and Seattle Mariners (1987-1988).
- Played in the major leagues for eight years with the New York Giants, San Francisco Giants, Detroit Tigers, Kansas City Royals, Baltimore Orioles and Pittsburgh Pirates...The former catcher had a .231 batting average in 324 major league games.
- Worked as an instructor with the Giants and Angels academies in the Dominican Republic.
- His son, Ozzie Virgil, Jr., played 11 years in the majors (1980-1990) compiling a .243 batting average, 98 home runs and 307 RBI with the Phillies, Braves and Blue Jays.
- Ozzie, 79, makes his home with his wife, Stella, in Monte Christi, Dominican Republic...He is a graduate of DeWitt Clinton High School in the Bronx, NY.



★ **AL JACKSON** | PITCHING CONSULTANT

- Entering the ninth season in his current role...Has spent 45 of his 52 years in professional baseball with the Mets after being selected by New York in the expansion draft on October 10, 1961.
- Was an advisor to the Baseball Operations department from 2001-2004.
- Was the Mets Bullpen/Assistant Pitching Coach from June 7, 1999 through the 2000 season.
- An original Met, he rejoined the organization on January 5, 1991 as the Minor League Pitching Coordinator...Was responsible for the pitching programs of the Mets' farm clubs.
- Pitched with the Mets from 1962-1965 and then again in 1968 and 1969...Still ranks among the team's all-time top ten list in shutouts and complete-games.
- His playing career came to an end in 1970...Pitched with the St. Louis Cardinals, Pittsburgh Pirates and Cincinnati Reds in addition to the Mets.
- Was a roving minor league pitching instructor with New York from 1970-1975, 1980, 1982, and 1985-1988...Also was a minor league manager for Marion (R) of the Appalachian League in 1976 and Kingsport (R) of the Appalachian League in 1981...Coached at Tidewater (AAA) of the International League from 1983-1984.
- Al, 77, lives in St. Lucie, FL with his wife, Nadine...The couple has two sons, Reggie and Barry.

★ **JOHN MULLIN** | EQUIPMENT/OPERATIONS MANAGER

- Begins his third season with the Mets organization after spending the previous seven seasons working at the Washington Nationals Minor League Complex as their Minor League Equipment Manager.
- The native of San Diego, CA graduated from San Diego State University with a degree in Economics.
- Began his career while working in the clubhouse with the Arizona Diamondbacks as an assistant to Ryan Strefelder.
- "Mully" as he is known currently resides in Viera, FL with his wife, Cinthia, and daughter Abril.

★ **JACK BRENNER** | ASSISTANT CLUBHOUSE MANAGER

- Entering his 12th season with the Mets organization and his 22nd season in professional baseball.
- Worked for the Atlanta Braves and Montreal Expos minor league systems in their equipment departments...Also spent a year in Memphis, TN as the equipment manager for the St. Louis Cardinals' Triple-A Memphis Redbirds.
- The native New Yorker performed the National Anthem at Shea Stadium prior to a game in 2005.
- A former actor with several appearances on "All My Children" to his credit, Jack lives in Stuart, FL with his wife, Wendy.



MINOR LEAGUE ORGANIZATIONAL LEADERS

BATTING LEADERS

BATTING AVERAGE



- | | | |
|-------------------------|------------|-------------|
| 1. T.J. Rivera | STL | .320 |
| 2. Cam Maron | SAV | .300 |
| 3. WILMER FLORES | BIN | .300 |
| 4. Eric Campbell | BIN | .297 |
| 5. Fred Lewis | BUF | .294 |

PITCHING LEADERS

EARNED RUN AVERAGE



- | | | |
|-------------------------|------------|-------------|
| 1. HANSEL ROBLES | BRK | 1.11 |
| 2. Gabriel Ynoa | BRK | 2.23 |
| 3. Tyler Pill | STL | 2.31 |
| 4. Rafael Montero | STL | 2.36 |
| 5. Jacob DeGrom | STL | 2.43 |

HOME RUNS




- | | | |
|-----------------------|------------|-----------|
| 1. Aderlin Rodriguez | STL | 24 |
| 2. CORY VAUGHN | STL | 23 |
| 3. Travis Taijeron | STL | 19 |
| 4. Wilmer Flores | STL | 18 |
| T5. Matt den Dekker | STL | 17 |
| Valentino Pascucci | BUF | 17 |

WINS



- | | | |
|----------------------------|------------|-----------|
| T1. GONZALEZ GERMEN | BIN | 12 |
| 3. Zack Wheeler | BUF | 12 |
| 4. Rafael Montero | STL | 11 |
| 4. Cory Mazzoni | BIN | 10 |
| * 4 others tied at 9. | | |

RUNS BATTED IN



- | | | |
|---------------------------|------------|-----------|
| 1. Aderlin Rodriguez | STL | 83 |
| 2. MATT den DEKKER | BUF | 76 |
| 3. Wilmer Flores | BIN | 75 |
| 4. Cory Vaughn | STL | 69 |
| T5. T.J. Rivera | STL | 66 |
| Dustin Lawley | SAV | 66 |

SAVES



- | | | |
|-----------------------|------------|-----------|
| 1. Fernando Cabrera | BUF | 22 |
| T2. T.J. CHISM | STL | 19 |
| Adam Kolarek | STL | 19 |
| 4. Adrian Rosario | STL | 14 |
| 5. Tyler Vanderheiden | BRK | 12 |

STOLEN BASES



- | | | |
|------------------------|------------|-----------|
| 1. Alonzo Harris | STL | 40 |
| 2. Fred Lewis | BUF | 25 |
| 3. Matt den Dekker | BUF | 21 |
| 4. JUAN LAGARES | BIN | 21 |
| 5. Cory Vaughn | STL | 21 |

STRIKEOUTS



- | | | |
|------------------------|------------|------------|
| 1. ZACK WHEELER | BUF | 148 |
| 2. Collin McHugh | BUF | 135 |
| 3. Jeury's Familia | BUF | 128 |
| 4. Gonzalez Germen | BIN | 121 |
| 5. Darin Gorski | BIN | 118 |

* = minimum 2.7 plate appearances/team game

OVER .500 SINCE 2001

Only four professional teams since 2001 have never finished below .500 in any season.

Brooklyn Cyclones (New York-Penn League)
 Elizabethton Twins (Appalachian League)
 Arizona League Giants (Arizona League)
 New York Yankees (American League)





2013 MINOR LEAGUE AFFILIATES

CLUB & LEAGUE	MANAGER & COACHES	GM & PHONE
LAS VEGAS 51s Pacific Coast League (AAA)	Wally Backman (Manager) Randy St. Claire (Pitching Coach) George Greer (Hitting Coach) Joe Golia (Athletic Trainer) Ronald Kenyatta (Strength Coach)	Chuck Johnson (702) 943-7200
BINGHAMTON METS Eastern (AA)	Pedro Lopez (Manager) Glenn Abbott (Pitching Coach) Luis Natera (Hitting Coach) Matt Hunter (Athletic Trainer) Dustin Clarke (Strength Coach)	Jim Weed (607) 723-6387
ST. LUCIE METS Florida State (A)	Ryan Ellis (Manager) Phil Regan (Pitching Coach) Benny Distefano (Hitting Coach) Deb Iwanow (Athletic Trainer) Jake Henderson (Strength Coach)	Traer Van Allen (772) 871-2100
SAVANNAH SAND GNATS South Atlantic (A)	Luis Rojas (Manager) Frank Viola (Pitching Coach) Joel Fuentes (Hitting Coach) Tom Truedson (Athletic Trainer) Jason Griffin (Strength Coach)	John Katz (912) 351-9150
BROOKLYN CYCLONES New York-Penn (A)	Rich Donnelly (Manager) Marc Valdes (Pitching Coach) Bobby Malek (Hitting Coach) Eric Velazquez (Athletic Trainer) Chris Weingarten (Strength Coach)	Steve Cohen (718) 449-8497
KINGSPORT METS Appalachian (R)	Jose Leger (Manager) Jonathan Hurst (Pitching Coach) Yunir Garcia (Hitting Coach) Kiyoshi Tada (Athletic Trainer) Jay Jones (Strength Coach)	Brian Paupeck (772) 521-6387
GULF COAST LEAGUE METS Gulf Coast (R)	Jose Carreno (Manager) Josh Towers (Pitching Coach) Ender Chavez (Hitting Coach) Brandie Peterson (Athletic Trainer) Dane Inderrieden (Strength Coach)	Traer Van Allen (772) 871-2100
SANTO DOMINGO METS I Dominican Summer (R)	Alberto Castillo (Manager) Benjamin Marte (Pitching Coach) Leo Hernandez (Hitting Coach) Lilian Castro (Infield Coach) Antonio Sosa (Athletic Trainer) Eddy Ramirez (Strength Coach)	Juan Henderson (809) 707-1618
SANTO DOMINGO METS 2 Dominican Summer (R)	David Davillio (Manager) Francis Martinez (Pitching Coach) Manny Martinez (Hitting Coach) Carlos Capellan (Infield Coach) Jharvyn Velasquez (Athletic Trainer) Franklin Galvez (Strength Coach)	



Cashman Field
850 Las Vegas Boulevard North
Las Vegas, Nevada 89101
(702) 943-7200
<http://www.LV51.com>

LAS VEGAS 51s (AAA)

2012 Season (Buffalo Bisons):
67-76 Sixth Place
International League, North Division

STADIUM OPENED: 1983
YEARS AS METS AFFILIATE: 2013
SEATING CAPACITY: 9,334
PLAYING SURFACE: Natural Grass
DIMENSIONS: LF-328, LCF-364, CF-433, RCF-364, RF-328



CASHMAN FIELD

This season will mark the first year that the Las Vegas 51s serve as a New York Mets minor league affiliate. Cashman Field, the home field for the Las Vegas franchise, is owned and operated by the Las Vegas Convention and Visitors Authority (LVCVA). One of the most flexible multi-purpose facilities in the nation, Cashman Center features two exhibit halls, 16 meeting rooms, and a 1,940-seat professional theatre along with the stadium.

★ TEAM HIGHLIGHTS

The Bisons went 67-76 and finished in sixth place in the North Division of the International League...Infielder **JOSH SATIN** led the team with 126 hits and was second on the team with 14 home runs...Righthanded pitcher **CHRIS SCHWINDEN** finished seventh in the IL with an ERA of 3.21, he went 9-9 and had 99 strikeouts in 23 starts...Righthanded pitcher **MATT HARVEY** was 7-5 with a 3.68 ERA (45 earned runs/110.0 innings) and 112 strikeouts before being called up the Major Leagues on July 26th...Righthanded pitcher **JEURYS FAMILIA** finished tied for sixth in the league in strikeouts (128) and was tied for the team lead with nine wins. Righthanded Pitcher **ZACK WHEELER** finished 2-2 with a 3.27 ERA (12 earned runs/33.0 innings), 1.18 WHIP and 31 strikeouts...Lefthanded pitcher **JOSH EDGIN** went 3-2 with a 3.89 ERA (16 earned runs/37.0 innings) and 40 strikeouts...Righthanded pitcher **JEREMY HEFNER** finished 5-2 with a 2.77 ERA (19 earned runs/61.2 innings), 1.05 WHIP and 37 strikeouts.


★ WALLY BACKMAN | MANAGER



- Enters his second season as the manager of Las Vegas (AAA) of the Pacific Coast League and his fourth season with the Mets organization since his playing days.
- In 2011, led Binghamton (AA) of the Eastern League to a 66-76 record...In 2010, he managed Brooklyn (A) of the New York-Penn League to a 51-24 record.
- Managed the Joliet JackHammers of the Independent Northern League in 2008.
- Returned to baseball in 2007 as the manager of the South Georgia Peanuts of the Independent South Coast League...Led the team to the league title and was featured on a TV documentary called "Playing for Peanuts."
- Was named the manager of the Arizona Diamondbacks on November 1, 2004 but was relieved of his duties on November 5, 2004.
- Led the Lancaster Jethawks (A) of the California League to a 86-54 record during the 2004 season and was named Minor League Manager of the Year by *The Sporting News*.
- Began his managerial career in 2001 with the Chicago White Sox organization at the helm of Winston-Salem (A) of the Carolina League...Spent the 2002 season with Birmingham (AA) of the Southern League and led the team to the League Championship.
- Played 14 seasons in the major leagues, splitting time with the Mets, Twins, Pirates, Phillies and Mariners before retiring following the 1993 season.
- While with the Pittsburgh Pirates, collected six hits in a game on April 27, 1990 vs. San Diego.
- Was a member of the Mets 1986 World Series Championship team.
- Selected in the first round of the 1977 Major League Baseball Draft, 16th overall, out of Aloha High School in Hillsboro, OR.



★ RANDY ST. CLAIRE | PITCHING COACH



- Begins his first season as the pitching coach for Las Vegas (AAA) of the Pacific Coast League.
- Served as pitching coach for the Miami Marlins from 2010-2012.
- After agreeing to be the Toronto Blue Jays triple-A pitching coach, a position St. Claire never held, was named the Montreal Expos/Washington Nationals pitching coach in 2003 and held that position until June 2, 2009.
- In 1998 was hired as the pitching coach for Cape Fear (A) of the South Atlantic League... Spent five years in the Montreal Expos organization.
- Began coaching in 1996 for Stockton (A) of the California League.
- During nine seasons with five different clubs in the major leagues, posted a career record of 12-6 with a 4.14 ERA in 162 relief outings.
- Made his major league debut on September 11, 1984...Tossed 3.0 innings and allowed one run on five hits.
- Signed with the Montreal Expos as a free agent on September 9, 1978 and made professional debut in 1979.
- Son of late major league catcher, Ebba St. Claire...His brother, Steve, was a minor league outfielder in the Montreal Expos organization.
- Randy and his wife, Liz, have two daughters: Monique and Chanta.

★ GEORGE GREER | HITTING COACH



- Starts his second year as the triple-A hitting coach for the New York Mets and his seventh season overall with the Mets.
- Was the hitting coach with St. Lucie (A) of the Florida State League from 2009-2011...Served in the same capacity with Savannah (A) of the South Atlantic League in 2008 and Kingsport (R) of the Appalachian League in 2007...Managed Brooklyn (A) of the New York-Penn League in 2006.
- Compiled a 714-504-8 record (.582) in 23 seasons as an NCAA Division I Head Coach... Spent 17 seasons (1988-2004) as the Head Baseball Coach for the Wake Forest Demon Deacons of the Atlantic Coast Conference...Finished his Demon Deacon career with a 608-382-4 record (.612)...Is the winningest coach in school history...Produced 29 All-Americans during his time at Wake Forest.
- Was the Head Baseball Coach at Davidson College for six years (1981-1987)...Had three straight 20-win seasons, including a then-record 25 wins in his final year.
- Was a two-time All-American for the University of Connecticut (1967, 1968).
- George was raised in Westerly, RI, and now resides in Radford, VA with his wife, Dr. Becky Greer, who serves as the Superintendent of Radford City Public Schools...They have three children: Andy, Chezley, and Chip and four grandchildren.

★ JOE GOLIA | ATHLETIC TRAINER



- Enters ninth season with the Mets organization and third as the triple-A Athletic Trainer for the Mets...spent last two seasons with Buffalo (AAA) of the International League...He spent the previous five seasons with Binghamton (AA) of the Eastern League and began his Mets' career with Brooklyn (A) of the New York-Penn League.
- Served as the head athletic trainer for the Surprise Rafters of the Arizona Fall League during the 2009 season...Served in the same role with the Peoria Saguaros in 2008.
- Worked as an athletic trainer for the College of Charleston from 2002-2005.
- Served as the athletic trainer for the Villanova University baseball team from 2000-2002.
- Was a minor league trainer in the Boston Red Sox organization during the 2002 season with the Trenton Thunder (AA).
- Graduated from West Virginia Wesleyan College, majoring in Sports Medicine before going on to get his M.E.D. in Exercise Science & Physical Education from The Citadel.
- Joseph, 35, is married and makes his off-season home in Charleston, SC.

★ RONALD KENYATTA | ASSISTANT STRENGTH & CONDITIONING COORDINATOR



- Beginning his 12th season in his current role.
- Is certified as a Strength and Conditioning specialist by the National Strength and Conditioning Association...Also is a Level One United States weightlifting club coach with the US Weightlifting Association.
- Served as the Strength and Conditioning Consultant for the baseball team at Virginia Commonwealth University from 1997-1999.
- Interned in the Strength and Conditioning department at Georgia Tech from 1999-2000.
- Was a Strength and Conditioning intern with the Georgia State basketball team under legendary head coach Lefty Driesell in 2001.
- Graduated from Radford University (VA) with a B.S. in Physical Education and a minor in Psychology...Received an M.S. in Exercise Science from California University at Pennsylvania in 2003.
- Owns an online personal training company named Total Human Elevation.
- Ronald is single and lives in Atlanta, GA.

OUTFIELD ASSIST LEADERS

YEAR	TEAM LEADER	ASSISTS	YEAR	TEAM LEADER	ASSISTS
1974	Rusty Staub	19	1994	Joe Orsulak	8
1975	Rusty Staub	15	1995	Carl Everett	9
1976	Dave Kingman	10	1996	Bernard Gilkey	18
1977	Lee Mazzilli	9	1997	Bernard Gilkey	17
1978	Steve Henderson	11	1998	Bernard Gilkey	9
1979	Joel Youngblood	18	1999	Roger Cedeno	9
1980	Steve Henderson	6	2000	Jay Payton	7
1981	Ellis Valentine	8	2001	Tsuyoshi Shinjo	12
1982	George Foster	12	2002	Timo Perez	9
(tie)	Mookie Wilson	12	2003	Cliff Floyd	8
1983	George Foster	12	2004	Richard Hidalgo	10
1984	Darryl Strawberry	11	2005	Cliff Floyd	15
1985	George Foster	7	2006	Carlos Beltran	13
1986	Darryl Strawberry	10	2007	Moises Alou	7
1987	Kevin McReynolds	8	2008	Carlos Beltran	8
1988	Kevin McReynolds	18	2009	Jeff Francoeur	5
1989	Kevin McReynolds	10		Angel Pagan	5
1990	Kevin McReynolds	14	2010	Jeff Francoeur	11
1991	Kevin McReynolds	9	2011	Angel Pagan	5
1992	Bobby Bonilla	7	2012	Andres Torres	6
1993	Joe Orsulak	9			





2012 BUFFALO BISON'S

ALL-STARs: Matt Harvey (RHP)
Fernando Cabrera (RHP)
Valentino Pascucci (INF)

STERLING AWARD WINNER: Matt Harvey (RHP)

GI

---GAMES BY POSITION---

BATTERS	AVG	G	AB	R	H	2B	3B	HR	RBI	SH	SF	BB	IBB	SO	SB	CS	DP	SLG	OBP	1B	2B	3B	SS	OF	C	E	
Baxter, Mike*	.375	6	24	2	9	1	0	0	3	0	0	1	2	0	7	0	0	.417	.444	0	0	0	0	5	0	0	
Bay, Jason	.300	3	10	2	3	0	0	0	0	0	0	0	4	0	3	1	0	.300	.500	0	0	0	0	2	0	0	
Blaquiere, Jean Luc	.176	13	34	4	6	1	0	0	2	0	0	0	7	0	14	0	0	.206	.317	0	0	0	0	0	11	5	
Cedeno, Ronny	.172	7	29	2	5	0	0	0	1	0	0	0	1	0	6	0	0	.172	.200	0	2	0	5	0	0	2	
Den Dekker, Matt*	.220	77	295	37	65	10	4	9	47	1	5	2	14	1	90	11	2	.373	.256	0	0	0	0	76	0	2	
Duda, Lucas*	.260	25	96	12	25	4	0	3	8	0	1	0	10	1	21	0	0	.396	.272	2	0	0	0	22	0	0	
Erasmus, Brad	.212	73	203	14	43	9	0	4	18	3	1	2	23	2	30	2	1	.315	.297	0	59	7	0	0	0	8	
Fisher, Michael#	.169	30	59	5	10	1	0	0	2	1	0	0	3	0	6	1	0	.186	.210	6	5	8	0	0	0	2	
Johnson, Rob	.207	45	164	20	34	7	1	4	15	0	3	2	9	0	26	3	2	.335	.253	0	0	0	0	0	45	5	
Kazmar, Sean	.138	11	29	2	4	1	0	0	2	3	0	0	1	0	10	0	0	.172	.167	0	0	0	0	11	0	5	
Lewis, Fred*	.294	108	419	80	123	26	7	13	45	0	0	1	57	2	113	25	8	.482	.379	0	0	0	0	106	0	5	
Loewen, Adam*	.227	59	207	32	47	10	0	8	26	0	0	1	30	1	55	4	1	.391	.328	39	0	0	0	19	0	8	
Lutz, Zach	.299	72	244	34	73	16	1	10	35	1	2	5	42	1	75	0	0	.496	.410	10	0	56	0	0	0	4	
Martin, Dustin*	.257	28	74	13	19	7	0	1	8	0	1	0	4	0	20	2	0	.392	.291	0	0	0	0	25	0	2	
May, Lucas	.215	75	256	25	55	19	3	3	25	0	2	1	10	3	74	2	1	.348	.245	3	0	0	0	0	71	7	
Navarro, Oswaldo	.210	42	100	7	21	4	1	2	11	2	1	1	5	0	19	0	1	.230	.252	0	6	15	16	0	0	7	
Nickeas, Mike	.364	22	66	10	24	6	0	1	6	1	2	0	6	1	9	0	0	.500	.405	0	0	0	0	0	22	6	
Nieuwenhuis, Kirk*	.182	5	11	0	2	1	0	0	1	0	0	0	2	0	4	1	0	.273	.308	0	0	0	0	4	0	0	
Pascucci, Valentino	.217	123	383	57	83	17	0	17	62	1	3	0	87	4	148	0	1	.394	.359	20	0	0	0	42	0	2	
Quintanilla, Omar*	.282	48	156	18	44	11	2	6	27	1	0	1	14	3	27	1	3	.494	.345	0	0	0	0	48	0	5	
Reyes, Raul*	.250	51	124	16	31	5	0	1	10	1	0	1	19	1	42	1	2	.315	.354	0	0	0	0	49	0	2	
Rodriguez, Josh	.265	65	257	30	68	14	1	8	32	3	2	3	22	0	56	3	5	.420	.327	0	1	0	64	0	0	20	
Rottino, Vinny	.307	36	140	22	43	10	1	4	25	0	2	1	12	0	20	5	3	.479	.361	0	0	0	0	33	3	1	
Satin, Josh	.286	131	441	72	126	25	1	14	60	0	6	3	77	2	109	3	4	.442	.391	79	36	9	0	0	0	6	
Scales, Bobby#	.339	32	109	16	37	10	0	2	9	2	0	2	22	2	18	2	2	.486	.459	0	27	1	3	1	0	1	
Tejada, Ruben	.200	6	20	3	4	1	0	0	2	0	0	0	1	0	3	0	0	.250	.238	0	0	0	0	6	0	0	
Thole, Josh	.200	2	5	0	1	0	0	0	0	0	0	0	0	0	0	0	0	.200	.200	0	0	0	0	0	0	1	0
Torres, Andres#	.143	2	7	1	1	0	0	0	0	1	0	0	2	0	3	1	0	.143	.333	0	0	0	0	2	0	0	
Tuissosopo, Matt	.242	131	418	47	101	14	0	12	57	4	3	5	51	1	117	3	4	.361	.329	10	3	70	1	54	0	9	
Turner, Justin	.250	2	8	0	2	0	0	0	0	0	0	0	0	0	0	0	0	.250	.250	0	1	0	1	0	0	0	
Valdespin, Jordany*	.285	39	151	22	43	2	1	5	23	0	1	1	10	0	22	10	8	.411	.331	0	22	0	1	15	0	5	
Wimberly, Corey#	.301	39	133	28	40	3	2	1	14	1	1	3	15	0	15	7	6	.376	.382	0	0	0	0	16	0	1	
Team Total	.252	143	4780	640	1205	236	25	130	584	36	37	36	566	25	1211	88	54	119	.394	.333						136	

PITCHERS	W-L	ERA	G	GS	CG	SHO	GF	SV	IP	H	AB	TBF	R	ER	HR	HB	BB	IBB	SO	BK	WP
Acosta, Manny	0-1	2.25	17	0	0	0	4	0	28.0	34	103	111	12	7	1	0	4	0	25	0	2
Beato, Pedro	4-4	4.14	24	1	0	0	8	0	37.0	52	137	151	21	17	7	2	11	3	27	2	1
Blaquiere, Jean Luc	0-0	27.00	1	0	0	0	1	0	1.0	3	5	9	3	3	1	0	3	0	0	0	0
Cabrera, Fernando	4-5	4.10	57	0	0	0	49	22	68.0	70	265	306	34	31	9	1	35	7	60	0	4
Carpenter, Andrew	0-0	1.93	5	0	0	0	1	0	4.2	5	19	19	1	1	1	0	0	0	6	0	1
Carrasco, D.J.	0-0	3.00	2	0	0	0	1	0	3.0	2	11	11	1	1	1	0	0	0	1	0	0
Carson, Robert*	0-0	1.72	10	0	0	0	5	1	15.2	16	58	65	4	3	1	0	6	1	15	0	1
Chooon, Mark*	0-1	14.63	2	2	0	0	0	0	8.0	16	40	46	13	13	2	2	3	0	4	0	0
Edgin, Josh*	3-2	3.89	35	0	0	0	6	1	37.0	34	141	164	19	16	0	1	18	0	40	0	0
Egbert, Jack	3-4	5.40	27	1	0	0	7	0	40.0	47	161	175	30	24	4	2	9	2	27	1	1
Familia, Jeurys	9-9	4.73	28	28	1	0	0	0	137.0	145	543	625	84	72	8	4	73	0	128	2	13
Germien, Gonzalez	1-0	5.14	1	1	0	0	0	0	7.0	7	27	30	4	4	0	1	2	0	3	0	1
Hampson, Justin*	4-3	2.33	51	0	0	0	12	4	65.2	63	251	277	20	17	5	0	22	2	59	1	4
Harvey, Matt	7-5	3.68	20	20	0	0	0	0	110.0	97	416	473	46	45	9	6	48	1	112	0	9
Hefner, Jeremy	5-2	2.77	10	9	0	0	1	0	61.2	55	230	243	25	19	4	0	10	1	37	0	1
Herrera, Daniel*	0-0	1.50	3	0	0	0	1	1	6.0	3	20	24	1	1	1	0	3	1	5	0	0
Holt, Bradley	0-0	10.13	6	0	0	0	1	1	5.1	11	27	32	6	6	0	1	4	0	3	0	1
James, Chuck*	0-1	4.57	18	0	0	0	4	0	21.2	19	82	92	11	11	2	0	9	0	22	0	1
McHugh, Collin	2-4	3.42	13	13	0	0	0	0	73.2	60	278	312	32	28	8	2	29	0	70	0	2
Mejia, Jenrry	3-4	3.54	26	10	0	0	3	0	73.2	75	285	313	38	29	4	1	24	1	39	0	6
Nitkowski, C.J.*	0-2	7.53	15	0	0	0	2	1	14.1	24	64	73	15	12	1	0	8	0	13	0	1
Olson, Garrett*	4-7	4.63	34	21	0	0	8	0	122.1	133	481	550	70	63	11	2	53	4	107	0	8
Owen, Dylan	4-9	6.28	28	10	0	0	5	1	76.0	83	293	352	60	53	13	5	42	2	36	0	0
Patterson, Scott	0-1	21.60	2	0	0	0	1	0	1.2	7	11	12	4	4	0	0	0	0	2	0	0
Ramirez, Edgar	0-1	5.14	4	0	0	0	1	0	7.0	7	29	33	5	4	1	0	4	0	4	0	2
Ramirez, Elvin	3-1	2.36	33	0	0	0	5	1	42.0	26	147	177	14	11	2	2	25	1	41	0	6
Ramirez, Ramon	0-1	40.50	1	0	0	0	0	0	0.2	4	5	7	3	3	0	0	1	0	0	0	0
Rodriguez, Armando	0-0	2.08	1	1	0	0	0	0	4.1	3	16	18	1	1	0	0	2	0	2	0	0
Schwinden, Chris	8-6	2.70	21	19	2	0	1	0	106.2	102	409	447	39	32	7	2	30	1	92	0	9
Stevens, Jeff	1-1	3.32	34	0	0	0	12	1	40.2	44	159	184	21	15	5	0	18	0	33	0	2
Wheeler, Zack	2-2	3.27	6	6	1	1	0	0	33.0	23	112	134	13	12	2	1	16	0	31	0	2
Young, Chris	0-0	0.00	1	1	0	0	0	0	6.0	2	21	24	0	0	0	0	3	0	2	0	0
Team Total	67-76	3.99	143	143	4	7	139	34	1258.2	1242	4846	5489	650	558	110	35	515	27	1046	6	78


* = left-handed batter



Binghamton Mets 2012 Season:
68-74 Fifth Place
Eastern League, Eastern Division

NYSEG Stadium
211 Henry Street
Binghamton, NY 13902
607.723.6387
www.bmets.com

STADIUM OPENED: 1992
YEARS AS METS AFFILIATE: 1992-Present
SEATING CAPACITY: 6,012
PLAYING SURFACE: Natural Grass
DIMENSIONS: LF-330, CF-400, RF-330



The Binghamton Mets enter their 22nd season as a Mets minor league affiliate, and have served as New York's Double-A affiliate since their inception in 1992... Binghamton has reached the Eastern League playoffs six times during the franchise's existence, including two Eastern League Championship titles in 1992 and 1994... Prior to the 2010 season, the Eastern League restructured and renamed their divisions due to the addition of the Richmond Flying Squirrels in place of the now defunct Connecticut Defenders... The B-Mets are now part of the Eastern Division.

NYSEG STADIUM

★ TEAM HIGHLIGHTS

The BMets went 68-75 and finished in fifth place in the Eastern Division of the Eastern League... The club hit .261, which tied it for the fourth-highest batting average in the Eastern League last year... Infielder **ERIC CAMPBELL** hit .297 (117-394), good for the tenth-best mark in the league... He also posted the fifth-highest on-base percentage (.391) among Eastern League hitters last season... Campbell was second on the team with 117 hits and tied for second on the team with nine home runs... Righthanded pitcher **ZACK WHEELER** finished ninth in the Eastern League with a 3.26 ERA... Wheeler went 10-6 with 117 strikeouts in 19 starts... The righthander posted the second-highest SO/9 IP ratio (9.08), fourth-highest WHIP (1.16) and fourth-highest batting average against (.225) in the Eastern League last season... Lefthanded pitcher **DARIN GORSKI** won 9 games and had 118 strikeouts in 139.2 innings of work... Outfielder **MATT DEN DEKKER** led the team in batting average (.340) and finished with eight home runs, 21 doubles and 29 RBI... Infielder **WILMER FLORES** hit .311 (78-251) with 37 runs, eight home runs and 33 RBI.

★ PEDRO LOPEZ | MANAGER



- Begins his sixth season with the New York Mets organization and second as the manager of Binghamton (AA) of the Eastern League.
- Served as the manager of St. Lucie (A) of the Florida State League in 2011... Held the same position with Savannah (A) of the South Atlantic League in 2010... Spent the 2009 season as manager of the Brooklyn Cyclones (A) of the New York-Penn League where he led the team to the NYPL playoffs... Coached with Savannah in 2008.
- Lopez, 44, managed and coached in the Texas Rangers' farm system from 2000-2007.
- In 2007, he was the manager of the Rangers Arizona League (R) team, after serving in the same role from 2003-2005.
- In 2006, he was the hitting coach for Bakersfield (A) of the California League.
- In 2002, he managed Pulaski (A) of the Appalachian League and in 2001, Pedro was a coach with Savannah (A) of the South Atlantic League.

- Attended Arizona Western College in Yuma, Arizona.
- Was the 21st-round draft pick of the San Diego Padres in 1988.
- Spent six seasons in the Padres organization, making it as high as Las Vegas (AAA) of the Pacific Coast League... Joined the Milwaukee Brewers organization as a minor league free agent in 1995, spending parts of two seasons at Triple-A before eventually ending his playing career with the Houston Astros in 2000.
- Pedro and his wife, Gladys, have twin daughters, Leslie Marie and Lainey Marie (7/25/95) and make their home in Toa Baja, PR.



★ GLENN ABBOTT | PITCHING COACH



- Enters his third season with the New York Mets organization and his second as the pitching coach of Binghamton (AA) of the Eastern League...Served as the pitching coach of the Savannah Sand Gnats in 2011.
- A member of the San Diego Padres' system before joining the Mets...Was the pitching coach for San Antonio (AA) of the Texas League in 2010 and 2007...Served in the same role with Portland (AAA) of the Pacific Coast League in 2008 and 2009 and with Mobile (AA) of the Southern League in 2006.
- Was a pitching coach in the Texas Rangers system from 2003-2005.
- Spent 13 seasons as a coach in the Oakland Athletics organization, from 1990-2002.
- Made his coaching debut with the Mets in 1985 with Little Falls (A) and stayed with the organization through the 1989 season.
- Career spanned 11 years with Oakland (1973-1976), Seattle (1977-1981, 1983) and Detroit (1983-1984).
- On September 28, 1975 appeared in the first four-pitcher, no hitter in major league history, combining with Vida Blue, Paul Linblad and Rollie Fingers against the Angels on the final day of the regular season.
- A native of Little Rock, AR he attended the State College of Arkansas and currently resides in North Little Rock, AR with his wife Patti...The couple has three children, Todd, Jeff and Amy.

★ LUIS NATERA | HITTING COACH




- This will be his 22nd season in the Mets organization and his seventh season overall with Binghamton (AA) of the Eastern League...Also served as the team's hitting coach in 2011, 2010, part of the 2009 season, 2008 and 2000.
- In 2009, he split the year between Buffalo (AAA) of the International League and Binghamton as each club's hitting coach...Held the same position from 2003-2008 at various levels of the Mets minor league system.
- Worked as the coordinator of the Dominican Academy from 2001-2002.
- Managed the Dominican Mets (R) of the Dominican Summer League in 2002...Also managed the DSL Mets from 1992-1997.
- In 1998, he was a member of the Gulf Coast Mets (R) coaching staff.
- Originally signed as a non-drafted free agent by the Mets in 1984...Spent five seasons as an infielder in the organization...Retired as a player in 1989.
- Luis lives with his wife, Maria Elena, and their sons: Luis Alberto (9/20/90), Jose Luis (12/16/94), and David Luis (5/21/99)...Luis Alberto played for the DSL Mets in 2009.

★ MATT HUNTER | ATHLETIC TRAINER



- Begins his third season as the athletic trainer for Binghamton (AA) of the Eastern League...Spent the previous six years in the same role with St. Lucie (A) of the Florida State League and Brooklyn (A) of the New York-Penn League.
- Spent the 2005 campaign as the athletic trainer for Hagerstown (A) of the South Atlantic League.
- Was the head trainer for Toronto's Pulaski (R) affiliate of the Appalachian League in 2004.
- In 2004, he graduated from the University of Florida with a Master of Science degree in Athletic Training/Sports Medicine.
- Graduated from Berry College (GA) in 2001, with a BS in Finance and Sports Management.
- Is a certified Strength and Conditioning Specialist.
- Matt, 32, and his wife, Kendra, live in Atlanta, GA with their son, Nicolas Marco.

★ **DUSTIN CLARKE** | STRENGTH COACH

- Enters his third year in the Mets organization and his second as the strength coach for the Savannah Sand Gnats.
- Previously worked with University of Michigan football strength and conditioning, Lafayette College and Drexel University strength and conditioning programs.
- Certified Registered Strength and Conditioning Coach NSCA, Certified Strength and Conditioning Specialist NSCA and certified Sports Performance Coach USA Weightlifting.
- Received his Masters in Exercise and Science from East Stroudsburg University in Pennsylvania.
- Earned a B.S. in Exercise Science from the same institution.

MURPHY AWARD WINNERS

The John J. Murphy Award is given annually to the top Mets rookie in Spring Training

1972—John Milner, IF/OF	1992—Anthony Young, RHP
1973—Harry Parker, RHP	1993—Mike Draper, RHP
1974—Bob Apodaca, RHP	1994—Kelly Stinnett, C
1975—John Stearns, C	1995—Edgardo Alfonzo, IF
1976—no selection (strike year)	1996—Paul Wilson, RHP
1977—Lee Mazzilli, OF	1997—Steve Bieser, OF
1978—Mike Bruhert, RHP	1998—Masato Yoshii, RHP
1979—Kelvin Chapman, IF	1999—Melvin Mora, IF/OF
1980—Mario Ramirez, IF	2000—Garth Brooks, IF
1981—Tim Leary, RHP	2001—Tsuyoshi Shinjo, OF
1982—Ron Gardenhire, IF	2002—Jose Reyes, IF
Charlie Puleo, RHP	2003—No Selection
1983—Darryl Strawberry, OF	2004—Orber Moreno, RHP
1984—Ron Darling, RHP	2005—Dae-Sung Koo, LHP
1985—Roger McDowell, RHP	2006—Brian Bannister, RHP
1986—Kevin Mitchell, IF/OF	2007—Joe Smith, RHP
1987—Barry Lyons, C	2008—Jonathon Niese, LHP
1988—Kevin Elster, SS	2009—Nick Evans, IF/OF
1989—Darren Reed, OF	2010—Ike Davis, IF
1990—Julio Machado, RHP	2011—Lucas Duda, OF
1991—Pete Schourek, LHP	2012—Josh Edgin, LHP
Doug Simons, LHP	





2012 BINGHAMTON METS

ALL-STARS: Eric Campbell (INF)
Zack Wheeler (RHP)
Jeffrey Marte (INF)

STERLING AWARD WINNER: Zack Wheeler (RHP)

															GI				---GAMES BY POSITION---										
BATTERS	AVG	G	AB	R	H	2B	3B	HR	RBI	SH	SF	HBP	BB	IBB	SO	SB	CS	DP	SLG	OBP	1B	2B	3B	SS	OF	C	E		
Baxter, Mike*	.300	3	10	1	3	0	0	0	1	0	1	1	1	0	2	0	0	0	.300	.385	0	0	0	0	1	0	0		
Bonfe, Joe	.318	19	44	7	14	1	1	0	4	0	1	2	6	0	13	0	3	0	.386	.415	7	0	2	0	2	0	0		
Campbell, Eric	.297	115	394	53	117	25	2	9	50	2	5	6	58	0	76	10	5	12	.439	.391	56	0	1	0	45	0	2		
Centeno, Juan*	.285	79	281	29	80	12	2	0	35	4	4	1	23	0	43	1	1	21	.342	.337	0	0	0	0	0	79	5		
Den Dekker, Matt*	.340	58	238	47	81	21	4	8	29	1	4	5	20	0	64	10	7	3	.563	.397	0	0	0	0	56	0	3		
Dykstra, Allan*	.262	62	191	35	50	9	0	7	25	0	2	4	51	2	65	1	0	5	.419	.423	41	0	0	0	0	0	5		
Fernandez, Rafael*	.100	4	10	2	1	0	0	0	1	0	1	1	1	0	5	0	0	0	.100	.231	0	0	0	0	2	0	0		
Fisher, Michael#	.238	6	21	3	5	0	0	1	2	0	0	0	2	0	5	0	1	2	.381	.304	3	2	0	0	0	0	1		
Flores, Wilmer	.311	66	251	37	78	18	2	8	33	1	2	1	20	0	30	0	0	9	.494	.361	7	24	26	0	0	0	4		
Gronauer, Kai	.212	25	85	6	18	3	0	1	6	0	0	1	7	0	20	2	0	3	.282	.280	0	0	0	0	0	25	2		
Havens, Reese*	.215	94	325	41	70	14	0	10	39	2	1	4	58	1	113	1	1	4	.351	.340	0	79	0	0	0	0	9		
Kazmar, Sean	.236	57	195	23	46	9	2	4	21	1	1	3	13	0	27	0	2	6	.364	.292	0	7	0	41	4	0	12		
Lagares, Juan	.283	130	499	69	141	29	6	4	48	2	5	4	37	0	93	21	10	12	.389	.334	0	0	0	0	125	0	2		
Marte, Jeffry	.251	129	462	61	116	20	3	9	58	0	2	6	43	1	76	9	5	20	.366	.322	5	0	107	0	0	0	16		
Martin, Dustin*	.286	72	241	41	69	12	5	6	41	2	0	1	36	0	58	9	6	6	.452	.381	0	0	0	0	68	0	4		
Navarro, Oswaldo	.293	22	75	10	22	2	0	1	9	0	2	2	12	0	19	0	1	1	.360	.396	2	9	6	5	0	0	4		
Ozga, Travis#	.173	49	139	17	24	4	0	4	19	2	0	0	15	0	30	1	0	3	.288	.253	28	0	0	0	1	0	3		
Pena, Francisco	.198	40	126	14	25	7	0	3	17	1	0	2	16	1	25	1	0	2	.325	.299	0	0	0	0	0	39	6		
Reyes, Raul*	.253	51	178	26	45	5	1	6	28	2	1	1	17	0	46	1	1	4	.393	.320	0	0	0	0	43	0	0		
Rodriguez, Josh	.290	57	214	30	62	14	3	5	29	1	1	1	28	1	48	5	3	2	.453	.373	0	16	5	35	0	0	9		
Sandoval, Rylan	.247	25	73	9	18	4	3	2	16	0	0	2	5	0	24	1	1	3	.466	.313	0	10	0	7	0	0	6		
Tovar, Wilfredo	.254	57	193	20	49	11	2	0	27	3	4	6	11	0	22	2	1	6	.332	.308	0	0	0	57	0	0	9		
Zapata, Pedro	.213	93	334	35	71	8	6	2	21	2	1	3	18	0	107	15	7	6	.290	.258	0	0	0	0	85	0	0		
Team Total	.261	142	4652	619	1216	230	42	90	563	46	38	57	502	61048	91	55	131	.387	.338								119		

PITCHERS	W-L	ERA	G	GS	CG	SHO	GF	SV	IP	H	AB	TBF	R	ER	HR	HB	BB	IBB	SO	BK	WP
Batista, Miguel	0-1	5.14	1	1	0	0	0	0	7.0	4	22	28	5	4	1	0	4	0	3	0	2
Carpenter, Andrew	0-0	0.00	5	0	0	0	4	3	5.0	4	19	21	0	0	0	0	2	0	10	0	0
Carson, Robert*	1-2	4.79	31	0	0	0	22	9	35.2	45	150	168	22	19	2	0	15	1	37	1	5
Cohoon, Mark*	8-11	3.62	23	23	2	1	0	0	146.2	147	549	598	66	59	12	5	30	1	83	2	8
Edgin, Josh*	0-0	1.42	6	0	0	0	6	2	6.1	5	24	26	1	1	1	0	2	0	5	0	0
Francisco, Frank	0-0	3.86	5	0	0	0	1	1	4.2	6	20	21	2	2	0	0	1	0	4	0	0
Fraser, Ryan	2-2	3.48	26	0	0	0	13	4	33.2	29	127	145	14	13	1	2	13	0	25	1	3
Germen, Gonzalez	8-12	4.59	20	19	0	0	1	0	119.2	127	467	514	72	61	11	4	33	0	97	0	9
Gorski, Darin*	9-8	4.00	25	24	0	0	0	0	139.2	128	524	584	68	62	20	4	50	2	118	0	13
Holt, Bradley	2-1	3.40	39	0	0	0	20	1	47.2	43	179	212	21	18	3	2	28	2	42	0	5
Kaplan, Jeff	3-0	3.12	19	0	0	0	6	1	26.0	35	107	117	9	9	1	1	8	0	24	0	2
Kolarek, Adam*	2-0	5.68	6	0	0	0	4	1	6.1	10	26	32	4	4	2	0	4	1	8	0	1
Mazzoni, Cory	5-5	4.46	14	14	2	1	0	0	80.2	90	320	347	45	40	9	2	20	1	56	2	4
McHugh, Collin	5-5	2.41	12	12	0	0	0	0	74.2	63	276	303	21	20	4	5	17	0	65	0	6
Mejia, Jenrry	0-0	5.63	2	2	0	0	0	0	8.0	11	32	35	5	5	1	0	3	0	8	0	1
Moore, Brandon	0-2	13.09	10	0	0	0	4	0	11.0	17	46	61	17	16	1	2	10	0	9	0	4
Mulvey, Kevin	0-1	5.59	13	0	0	0	2	0	19.1	20	74	92	13	12	2	4	13	1	14	0	1
Nitkowski, C.J.*	0-0	0.00	6	0	0	0	1	0	4.2	1	14	19	0	0	0	1	4	0	8	0	1
Peavey, Greg	8-8	5.06	25	25	2	0	0	0	144.0	169	571	627	91	81	18	5	37	1	84	0	9
Ramirez, Edgar	1-1	4.46	28	0	0	0	13	0	42.1	39	160	181	23	21	4	4	13	0	26	1	3
Ramirez, Elvin	0-1	1.38	8	0	0	0	4	1	13.0	7	46	53	2	2	0	0	7	0	16	0	2
Rodriguez, Armando	2-3	3.22	34	3	0	0	14	1	72.2	58	267	295	29	26	13	3	21	0	77	0	6
Rosario, Adrian	1-2	5.83	26	0	0	0	13	3	29.1	35	114	147	21	19	1	0	29	0	27	0	5
Stevens, Jeff	0-0	7.71	6	0	0	0	0	0	9.1	11	39	49	8	8	0	1	9	0	9	0	1
Turgeon, Erik	1-3	7.40	17	0	0	0	7	0	24.1	43	112	126	25	20	5	0	12	1	22	0	4
Wheeler, Zack	10-6	3.26	19	19	1	1	0	0	116.0	92	409	474	46	42	2	11	43	0	117	1	6
Team Total	68-74	4.13	142	142	7	8	135	27	1227.2	1239	4694	5275	630	564	114	56	428	11	994	8	101

* = left-handed batter

= switch hitter



Tradition Field
525 NW Peacock Blvd.
Port St. Lucie, FL 34986
772.871.2100
www.stluciemets.com

ST. LUCIE METS (A)

St. Lucie Mets 2012 Season:
83-52 Second Place
Florida State League, South Division

STADIUM OPENED: 1988
YEARS AS METS AFFILIATE: 1988-Present
SEATING CAPACITY: 7,000
PLAYING SURFACE: Natural Grass
DIMENSIONS: LF-338, CF-410, RF-338



Tradition Field, which opened in 1988 as Thomas J. White Stadium is currently the Spring Training home of the New York Mets as well as the home of the St. Lucie Mets...Upon undergoing a multi-million dollar renovation project in 2004, the stadium was renamed Tradition Field, and included the addition of a new scoreboard as well as additional seating areas in the rightfield berm as well as the Party Terrace located along the third base line. During the 2012 off-season, a new scoreboard was installed as well as development of a rightfield party deck which provides full connectivity for Tradition Field.

TRADITION FIELD

★ TEAM HIGHLIGHTS

St. Lucie finished the regular season first in the league with an 83-52 record...The club advanced to the Florida State League South Division Championship where it was defeated (11-7) in the deciding game of the series by the Jupiter Hammerheads. This season St. Lucie led the Florida State League in home runs (106), ERA (3.34) and saves (43)...Outfielder **CORY VAUGHN** hit .243 (111-456) with 25 doubles, 23 home runs, and 69 RBI in 126 games...Vaughn's 23 home runs was good for second-best in the Florida State League...Vaughn also had 51 extra-base hits, good for third-most in the Florida State League...Outfielder **ALONZO HARRIS** stole 40 bases last year, the third most stolen bases amongst Florida State League baserunners...Harris also finished the season with the fifth-most runs scored (74) in the Florida State League...Lefthanded pitcher **ADAM KOLAREK** finished the season ranked fifth in saves (18) amongst Florida State League relievers...Kolerek also posted the highest SO/9 IP (11.05) ratio in the Florida State League this season...The second highest SO/9 IP (10.86) ratio was posted by St. Lucie reliever, **TAYLOR WHITENTON**...Righthanded pitcher **RAFAEL MONTERO** went 5-2 with a 2.13 ERA (12 earned runs /50.2 innings), 0.91 WHIP and 56 strikeouts.


★ RYAN ELLIS | MANAGER



- Begins his eighth season with the Mets organization and his second with St. Lucie (A) of the Florida State League.
- In 2011, he managed Savannah (A) of the South Atlantic League.
- In 2009 and 2010, he served as the hitting instructor and infield/outfield coach for the Savannah Sand Gnats.
- Served as a hitting and infield coach for Kingsport (R) of the Appalachian League in 2008...Was a coach for Binghamton (AA) of the Eastern League in 2007.
- Joined Norfolk (AAA) as a first base coach midway through the 2006 season.
- Was the Montreal Expos 28th round draft pick in the 2000 First-Year Player Draft.
- Coached with the Washington (PA) Wild Things of the Independent Frontier League from 2003-2005.
- Played for the Washington (PA) Wild Things of the Independent Frontier League in 2002.
- In 2000 and 2001, he played for the Vermont (A) Expos of the New York-Penn League.
- Graduated from Steel Valley (PA) High School...Also played baseball at Point Park (PA) College.
- Ryan, 33, and his wife, Jodi, make their home in Munhall, PA.



★ PHIL REGAN | PITCHING COACH



- Enters his fifth season as the pitching coach for St. Lucie (A) of the Florida State League.
- Managed teams in the Venezuelan Winter League from 1989-2009...Managed Leonel Escobedo to the Dominican Championships in 1988 and 1989.
- Led the West Michigan Whitecaps (A) of the Midwest League, in the Detroit Tigers organization, during 2002 and 2003 seasons.
- Served as the pitching coach for Team USA in the 2000 Olympics.
- Was the pitching coach for the Cleveland Indians during the 1999 season and served in the same role for the Chicago Cubs in 1997 and 1998.
- Was the manager of the Baltimore Orioles during the 1995 season, guiding the team to a 71-73 record during the strike-shortened campaign.
- Pitched in 551 major league games, including 105 starts over his 13 seasons...Played for Detroit, Los Angeles (NL), the Chicago Cubs and the White Sox while compiling a 96-81 record with a 3.84 ERA for his career...Was a National League All-Star in 1966.
- Went 14-1 with a 1.62 ERA as a reliever in 1966.
- Phil, 75, resides in Byron Center, MI with his wife, Lissette.

★ BENNY DISTEFANO | HITTING COACH




- Enters his second season with St. Lucie (A) of the Florida State League...Spent the 2011 season as hitting coach for Savannah (A) of the South Atlantic League and in the same role with Brooklyn (A) of the New York-Penn League in 2010.
- Served as the hitting coach for the West Michigan Whitecaps (A) of the Midwest League from 2007-2009...Began his time in the Detroit Tigers organization in 2006 as the hitting coach for the Gulf Coast Tigers.
- Played professionally for 12 years including five seasons in the major leagues with the Pirates and the Astros...Was selected by the Pirates in the second round of the 1982 Amateur Draft out of Lafayette High School in Brooklyn, NY where he played with former Met John Franco.
- As a member of the Houston Astros, broke up David Cone's no-hit bid for the Mets with a single in the top of the eighth inning with one out on April 28, 1992.
- Benny, 51, currently lives in Missouri City, TX with his wife, Brenda, and their son, Ben.

★ DEB IWANOW | ATHLETIC TRAINER



- Begins her third season as the Athletic Trainer with St. Lucie (A) of the Florida State League and her eighth in the Mets organization...Served in the same role with Brooklyn (A) of the New York-Penn League in 2009 and 2010 and from 2006-2008 with Kingsport (R) of the Appalachian League.
- Was the assistant athletic trainer at Binghamton University for the women's soccer and baseball teams in 2005 and 2006.
- From 2004-2005, she was the assistant athletic trainer at St. Bonaventure University for men's soccer, men's and women's swimming and baseball.
- Graduated from Ithaca College in 1999 with a Bachelors degree in Exercise and Sports Science...Also received a Masters in Exercise and Sport Science with a concentration in Sports Psychology from Ithaca College in 2003.
- Is a certified athletic trainer by the National Athletic Trainers Association and is also a certified strength and conditioning specialist by the NSCA.
- Deb, 35, resides in Delhi, NY.

★ JAKE HENDERSON | STRENGTH COACH



- Is beginning his seventh season with the Mets organization and his fourth with St. Lucie (A) of the Florida State League.
- Was the strength coach for Brooklyn (A) of the New York-Penn League during the 2008-2009 seasons...Served in the same role with Kingsport (R) of the Appalachian League in 2007.
- Graduated with a Bachelors Degree in Exercise Science from Western Michigan University in 2004.
- Worked as a personal trainer before working for the Mets.
- Jake is originally from Detroit, MI and resides in Port St. Lucie, FL with his wife, Kristy.

METS THIRD BASEMEN

A total of 149 players have appeared at third base for the Mets since 1962. Only six have appeared in as many as 300 games at third—David Wright (1253), Howard Johnson (835), Wayne Garrett (729), Hubie Brooks (516), Edgardo Alfonzo (515) and Robin Ventura (441). Below is the complete list in alphabetical order:

Kurt Abbott	Leo Foster	Gary Kolb	Josh Satin
Manny Alexander	Joe Foy	David Lamb	Mackey Sasser
Edgardo Alfonzo	Julio Franco	Aaron Ledesma	Doug Saunders
Bill Almon	Matt Franco	Phil Linz	Ted Schreiber
Sandy Alomar	Jim Fregosi	Luis Lopez	Marco Scutaro
Tucker Ashford	Ron Gardenhire	Jeff McKnight	Craig Shipley
Bob Aspromonte	Wayne Garrett	Elliott Maddox	Charlie Smith
Wally Backman	Shawn Gilbert	Dave Magadan	Bill Spiers
Carlos Baerga	Ruben Gotay	Phil Mankowski	Steve Springer
Bob Bailor	Wayne Graham	Felix Mantilla	Roy Staiger
Jay Bell	Andy Green	Teddy Martinez	John Stearns
Tim Bogar	Pumpsie Green	Eli Marrero	John Stephenson
Bobby Bonilla	Jerry Grote	Joe McEwing	Fernando Tatis
Ken Boswell	Ricky Cutler	Keith Miller	Jim Tatum
Ken Boyer	Jason Hardtke	Kevin Mitchell	Gary Templeton
Ed Bressoud	Lenny Harris	Joe Mook	Tim Teufel
Hubie Brooks	Willie Harris	Melvin Mora	Frank Thomas
Jerry Buchek	Richie Hebner	Al Moran	Joe Torre
Larry Burright	Jack Heidemann	Jose Moreno	Alex Trevino
Miguel Cairo	Bob Heise	Kevin Morgan	Justin Turner
Gary Carter	Luis Hernandez	Daniel Murphy	Wilson Valdez
Ronny Cedeño	Rick Herrscher	Dan Napoleon	John Valentin
Elio Chacon	Mike Hessman	Charley Neal	Jose Valentin
Kelvin Chapman	Jim Hickman	David Newhan	Bobby Valentine
Ed Charles	Chuck Hiller	Junior Noboa	Jorge Velandía
Kevin Collins	Ron Hunt	Tom O'Malley	Robin Ventura
Cliff Cook	Clint Hurdle	Amos Otis	Fernando Vina
Mike Cuddage	Butch Huskey	Craig Paquette	Chico Walker
Chris Donnels	Gregg Jefferies	Bill Pecota	Al Weis
Sammy Drake	Bob Johnson	Bobby Piel	Ty Wigginton
Shawon Dunston	Howard Johnson	Mike Phillips	Chris Woodward
Damion Easley	Ross Jones	Rich Puig	David Wright
Alvaro Espinoza	Rod Kanehl	Mario Ramirez	Joel Youngblood
Nick Evans	Jeff Kent	Lenny Randle	Todd Ziehl
Chico Fernandez	Dave Kingman	Desi Relaford	Don Zimmer
Sergio Ferrer	Mike Kinkade	Tommy Reynolds	
Doug Flynn	Bobby Klaus	Vinny Rottino	
Tim Foli	Ray Knight	Amado Samuel	





2012 ST. LUCIE METS

ALL-STARS: Wilfredo Tovar (INF)
Blake Forsythe (C)
Wilmer Flores (INF)
Cory Vaughn (OF)
Chase Huchingson (LHP)
Cory Mazzoni (RHP)
Adam Kolarek (LHP)

STERLING AWARD WINNER: Alonzo Harris (OF)

Adam Rolarek (LH)																GI										---GAMES BY POSITION---									
BATTERS	AVG	G	AB	R	H	2B	3B	HR	RBI	SH	SF	HBP	BB	IBB	SO	SB	CS	DP	SLG	OBP	1B	2B	3B	SS	OF	C	E								
Bay, Jason*	.133	5	15	0	2	0	0	0	1	0	1	0	4	0	6	1	0	1	.133	.300	0	0	0	0	2	0	0	0							
Bontie, Joe	.152	13	33	4	5	1	0	0	3	1	0	2	3	0	8	1	0	0	.182	.263	3	0	1	0	6	0	0	0							
Ceciliani, Darrell*	.329	23	85	19	28	6	1	1	10	0	1	1	10	0	13	2	0	0	.459	.402	0	0	0	0	17	0	0	0							
Cedeno, Ronny	.000	1	4	0	0	0	0	0	0	0	0	0	0	0	0	0	0	0	.000	.000	0	0	0	0	1	0	0	0							
Clark, Jonathan*	.231	6	13	1	3	0	0	0	1	0	0	0	2	0	5	1	0	0	.231	.333	0	0	0	0	4	0	0	0							
Dykstra, Allan*	.258	9	31	3	8	3	0	0	2	0	1	0	8	1	11	1	0	1	.355	.400	6	0	0	0	0	0	0	1							
Fernandez, Rafael*	.242	64	207	29	50	14	2	7	32	1	1	2	20	0	57	5	1	2	.430	.313	0	0	0	0	48	0	0	0							
Flores, Wilmer	.289	64	242	31	70	12	0	10	42	1	8	3	18	2	30	3	2	6	.463	.336	0	3	61	0	0	0	0	8							
Forsythe, Blake	.244	88	295	32	72	17	2	8	42	0	5	5	40	0	89	0	0	4	.397	.339	0	0	0	0	1	81	8	0							
Gomez, Gilbert	.125	2	8	0	1	0	0	0	0	0	0	0	0	0	3	0	0	0	.125	.125	0	0	0	0	1	0	0	0							
Gronauer, Kai	.205	15	44	6	9	3	0	1	7	0	1	0	3	0	8	1	0	3	.341	.250	0	0	0	0	0	15	2	0							
Harris, Alonzo	.287	116	443	74	127	23	7	8	42	2	2	3	44	1	66	40	11	9	.424	.354	0	2	0	0	103	0	4	0							
Loewen, Adam*	.286	4	14	2	4	1	0	0	1	0	0	0	3	0	2	0	0	0	.357	.412	1	0	0	0	3	0	0	0							
Lucas, Richard	.251	124	411	71	103	26	1	8	53	2	1	11	60	1	128	19	4	11	.377	.360	116	0	8	0	0	0	0	19							
Lutz, Zach	.250	6	20	2	5	2	0	1	8	0	2	0	4	0	5	0	0	1	.500	.346	0	0	5	0	0	0	0	0							
McQueen, ZeErika	.222	13	36	5	8	0	0	0	2	0	0	0	2	0	10	1	0	1	.222	.263	0	0	0	0	11	0	0	0							
Muno, Daniel#	.280	81	289	36	81	16	2	6	39	6	4	3	50	0	53	19	3	7	.412	.387	0	55	0	18	0	0	0	13							
Nieves, Luis#	.133	5	15	2	2	1	0	0	2	1	0	0	2	0	2	1	0	0	.200	.235	0	5	0	0	0	0	0	1							
Pena, Francisco	.254	41	142	19	36	10	4	22	1	1	0	11	0	29	0	0	1	0	.423	.305	0	0	0	0	0	36	2	0							
Puello, Cesar	.260	66	227	36	59	17	4	4	21	2	0	16	7	0	58	19	2	5	.423	.328	0	0	0	0	61	0	2	0							
Ratiff, Sean*	.136	7	22	1	3	1	0	0	0	0	0	0	3	0	10	0	0	0	.182	.240	0	0	0	0	6	0	1	0							
Rivera, T.J.	.306	64	255	31	78	15	3	1	29	4	1	2	14	1	38	7	2	8	.400	.346	0	11	0	51	0	0	0	13							
Rodriguez, Aderlin	.242	42	153	19	37	5	0	8	24	0	0	2	8	0	30	1	0	3	.431	.288	3	0	37	0	0	0	0	13							
Sandoval, Rylan	.228	23	92	10	21	3	0	2	6	1	0	1	5	0	22	0	0	4	.326	.276	0	15	0	4	2	0	5	0							
Shields, Robbie	.232	105	370	40	86	19	1	5	35	5	2	5	38	0	70	8	4	10	.330	.311	0	44	26	1	1	0	10	0							
Tajeron, Travis	.203	48	158	22	32	6	0	7	21	1	0	5	18	0	52	2	0	4	.373	.304	0	0	0	0	41	0	1	0							
Tejada, Ruben	.111	2	9	1	1	1	0	0	0	0	0	0	0	0	2	0	0	0	.222	.111	0	0	0	0	2	0	0	0							
Torres, Andres#	.333	3	12	3	4	1	0	0	1	0	0	0	0	0	2	0	0	0	.417	.333	0	0	0	0	3	0	0	0							
Torres, Juan	.193	26	83	9	16	3	0	1	10	1	1	1	4	0	12	0	0	3	.265	.236	9	0	0	0	0	10	2	0							
Tovar, Wilfredo	.284	65	218	31	62	17	1	1	23	4	1	4	29	0	117	12	7	8	.385	.377	0	2	0	61	0	0	9	0							
Vaughn, Cory	.243	126	456	73	111	25	3	23	69	0	2	12	65	0	114	21	4	11	.463	.351	0	0	0	0	114	0	6	0							
Team Total	.255	135	4417	613	1128	251	28	106	552	33	35	79	476	6	954	167	40	103	.397	.336								137							

PITCHERS	W-L	ERA	G	GS	CG	SHO	GF	SV	IP	H	AB	TBF	R	ER	HR	HB	BB	IBB	SO	BK	WP
Allen, Kyle	2-0	4.18	23	3	0	0	2	0	56.0	58	223	241	33	26	5	3	12	0	39	0	3
Almonte, Yohan	7-5	6.57	19	17	0	0	1	1	86.1	106	350	389	68	63	4	8	21	0	57	2	11
Beato, Pedro	0-0	0.00	3	0	0	0	0	0	4.0	2	13	14	0	0	0	0	1	0	4	0	0
Bennett, Hamilton*	7-2	2.55	41	0	0	0	18	0	60.0	51	225	248	29	17	3	3	17	0	54	0	3
Carrasco, D.J.	1-0	0.00	4	2	0	0	0	0	6.0	1	18	19	0	0	0	0	1	0	4	0	0
Church, John	2-2	2.97	37	0	0	0	18	1	57.2	52	216	254	25	19	3	8	27	2	53	0	7
Cuan, Angel*	6-10	4.01	23	21	0	0	0	0	114.1	123	451	486	57	51	10	3	29	0	83	1	4
DeGrom, Jacob	3-0	2.08	4	4	0	0	0	0	21.2	14	79	87	5	5	1	1	6	0	18	0	3
Fontanez, Randy	0-0	0.00	1	0	0	0	1	0	3.0	1	8	9	0	0	0	1	0	0	2	0	0
Fraser, Ryan	3-2	2.08	19	0	0	0	7	2	30.1	30	114	125	7	7	1	2	7	2	18	0	2
Fuller, Jim*	0-0	1.93	3	0	0	0	1	0	4.2	7	20	24	1	1	0	1	2	0	5	0	0
German, Gonzalez	3-0	3.04	5	4	0	0	0	0	26.2	25	98	108	10	9	3	0	8	0	21	0	1
Goeddel, Erik	5-6	3.41	22	20	0	0	1	0	110.1	110	418	467	51	41	4	1	43	0	98	0	13
Huchingson, Chase*	8-7	4.10	24	22	0	0	0	0	120.2	120	461	538	64	55	6	12	55	0	102	0	12
Kaplan, Jeff	2-0	4.50	6	0	0	0	3	2	10.0	12	38	43	5	5	0	0	2	0	6	0	0
Kolarek, Adam*	1-3	2.37	44	0	0	0	28	18	57.0	49	209	239	18	15	3	2	21	3	70	0	6
Leathersich, Jack*	2-5	4.13	26	0	0	0	5	1	48.0	41	183	213	25	22	3	5	24	0	76	0	3
Mazzoni, Cory	5-1	3.25	12	12	0	0	0	0	63.2	64	242	265	28	23	3	1	16	0	48	2	4
Mejia, Jenny	1-0	2.45	2	2	0	0	0	0	11.0	7	38	41	3	3	1	0	2	0	8	0	0
Montero, Rafael	5-2	2.13	8	8	1	0	0	0	50.2	35	179	193	13	12	2	2	11	0	56	1	0
Pill, Tyler	6-1	2.05	11	10	0	0	0	0	61.1	53	221	241	17	14	2	3	14	0	51	1	2
Ramirez, Ramon	0-0	13.50	2	1	0	0	0	0	2.0	5	11	11	3	3	0	0	0	0	0	0	0
Rosario, Adrian	3-0	0.94	23	0	0	0	18	11	28.2	10	96	111	4	3	1	2	11	1	34	1	5
Verrett, Logan	2-0	2.09	6	6	1	0	0	0	38.2	30	146	150	11	9	4	0	4	0	26	0	2
Walters, Jeffrey	1-3	3.76	19	0	0	0	11	0	26.1	27	99	115	13	11	1	2	8	2	19	0	3
Whitenton, Taylor	7-3	2.24	42	0	0	0	19	7	56.1	42	202	245	15	14	0	4	34	1	68	1	9
Young, Chris	1-0	3.18	3	3	0	0	0	0	17.0	17	64	67	6	6	1	1	2	0	7	1	1
Team total	83-52	3.34	135	135	2	11	133	43	1170.1	1092	4422	4943	511	434	61	65	378	11	1027	10	94



Grayson Stadium
1401 East Victory Drive
Savannah, GA 31404
912-351-9150
www.sandgnats.com

SAVANNAH SAND GNATS (A)

Savannah 2012 Season:
69-67 Third Place
South Atlantic League, Southern Division

STADIUM OPENED: 1926
YEARS AS METS AFFILIATE: 2007-Present
SEATING CAPACITY: 4,000
PLAYING SURFACE: Natural Grass
DIMENSIONS: LF-322, CF-400, RF-310




GRAYSON STADIUM

Originally built in 1926, Grayson Stadium has played host to some of the biggest names in baseball history—including Hank Aaron, Babe Ruth, Mickey Mantle and Jackie Robinson—over its eight decades of existence...Despite a number of renovations over the years, the ballpark has remained largely unchanged from its original design...In 2007 the stadium went through a series of technological upgrades, including the addition of a modern video board in centerfield, as well as the installation of a state-of-the-art sound system.

★ TEAM HIGHLIGHTS

Savannah finished third in the South Atlantic League's Southern Division after finishing first the prior two seasons...Overall, the Sand Gnats went 69-67...This year's pitching staff posted the lowest ERA (3.33) in the South Atlantic League...The Sand Gnats staff issued the fewest walks (329) and tied for first in shutouts (13) tossed last season amongst South Atlantic Division pitching staffs...Catcher **CAM MARON** finished 12th in the league in batting average (.300) and sixth in on-base percentage (.403)...Righthanded pitcher **MICHAEL FULMER** finished with a 2.74 ERA (33 earned runs/108.1 innings) and was 20th in the league in strikeouts (101)...Lefthanded pitcher **T.J. CHISM** was tied for third in the league in saves with 19 and finished with a 2.34 ERA (13 earned runs/50.0 innings) and a 1.14 WHIP...Third baseman **DUSTIN LAWLEY** led the team in RBI (66), runs (77), hits (126) and doubles (35).

★ LUIS ROJAS | MANAGER



- Enters his eighth season with the Mets organization and second as a manager of the Savannah Sand Gnats...Managed the Gulf Coast Mets (R) in 2011.
- In 2010 was a coach for Savannah (A) of the South Atlantic League...Served in the same capacity in 2009 and 2008 with the Gulf Coast Mets (R).
- Spent 2007 as a coach with the Mets Dominican Summer League team.
- Served as the manager of the DSL Nationals in 2006.
- Played with the Baltimore Orioles, Florida Marlins and Montreal Expos/Washington Nationals minor league systems from 1999-2005.
- Is the son of former major league player and manager, Felipe Alou.
- Luis, 32, resides in Santo Domingo, Dominican Republic with his wife, Laura.



★ FRANK VIOLA | PITCHING COACH



- Enters his second season as pitching coach of Savannah (A) of the South Atlantic League and second season with the Mets...Served in the same position with Brooklyn (A) of the New York-Penn League in 2011.
- Was the manager of the Leesburgh Lightning in the Florida Collegiate Summer League from 2008-2010, leading them to the FCSL championship in 2009 and the championship game in 2010.
- Coached at Lake Highland Prep in Florida from 1998-2007.
- Nicknamed "Sweet Music" went 176-150 with a 3.73 ERA over his 15 seasons in the major leagues with the Minnesota Twins (1982-1989), New York Mets (1989-1991), Boston Red Sox (1992-1994), Cincinnati Reds (1995) and Toronto Blue Jays (1996).
- The three-time All-Star went 20-12 with a 2.67 ERA for the Mets in 1990.
- Was a member of the 1987 World Series Champion Minnesota Twins and the World Series MVP that same season...Won the Cy Young Award in 1988 after going 24-7 with a 2.64 ERA.
- Frank was born in East Meadow, NY and attended St. John's University.

★ JOEL FUENTES | HITTING COACH



- Begins his seventh year in the New York Mets organization and his second consecutive season and third overall as a coach with Savannah (A) of the South Atlantic League where he began his Mets career in 2007...Spent 2011 as well as 2008 with St. Lucie (A) of the Florida State League.
- Served in the same role with Brooklyn (A) of the New York-Penn League in 2009 and 2010.
- Signed with the San Francisco Giants in 1997 and played in their organization until 2003, advancing to Double-A.
- Organized baseball clinics in Vega Baja, PR for children 7-11 years old in 2006.
- Joel, 36, and his wife, Edimarís, have a daughter, Joelimarís (12/16/06).

★ TOM TRUEDSON | ATHLETIC TRAINER



- Enters his fifth season with the Mets organization and his third with Savannah (A) of the South Atlantic League.
- He was the athletic trainer with Kingsport (R) of the Appalachian League in 2010, and served as the Mets ATC intern in 2009 assisting the rehabilitation & GCL programs in Port St. Lucie.
- Was a graduate assistant at Minnesota State University-Mankato, and worked with the MSU baseball team from 2007-2009.
- Was the athletic trainer for the St. Cloud River Bats of the Northwoods League in 2007.
- Received his Bachelor degree in Athletic Training from St. Cloud State University in 2007, and received his Master of Science degree with an emphasis in exercise physiology from Minnesota State University-Mankato in 2010.
- Became a board Certified Athletic Trainer in 2007, and is a member of the NATA.
- He is also a certified EMT, and holds the credentials of a Certified Strength and Conditioning Specialist, as well as a Performance Enhancement Specialist.
- Tom (29), currently resides in Minnesota with his wife, Aimee.

★ JASON GRIFFIN | STRENGTH COACH



- Begins his second season as the strength coach for Savannah (A) of the South Atlantic League.
- Served on the Strength & Conditioning staff for the Oakland Raiders in 2011...Worked as a Strength & Conditioning Specialist for Elite Private Training Corporation from 2008-2010.
- Received his M.S. in International Trades from Louisiana State University in 2005...Earned his B.S. in Agricultural Economics from Southern University, Baton Rouge in 2003...While at Southern, competed on the football team as a defensive back.
- Is a certified Strength and Conditioning Specialist.
- Founded the Jason Griffin Foundation in 2007...Since 2006, has served as a National Youth Motivational Speaker...Co-Founder of the Griffin School of Music and Performing Arts in 2004.
- Jason, a native of Harvey, IL, is single.

METS FIRST-ROUND DRAFT PICKS

1965 — Les Rohr, LHP	1991 — Al Shirley, OF
1966 — Steve Chilcott, C#	1992 — Preston Wilson, IF
1967 — Jon Matlack, LHP	Chris Roberts, LHP
1968 — Tim Lincecum, IF#	1993 — Kirk Presley, RHP
1969 — Randy Sterling, RHP	1994 — Paul Wilson, RHP#
1970 — George Ambrow, IF*	Terrence Long, IF/OF
1971 — Richard Puig, IF	1995 — Ryan Jaroszyk, SS
1972 — Richard Bengtson, C	1996 — Robert Stratton, OF
1973 — Lee Mazzilli, OF	1997 — Geoff Goetz, LHP
1974 — Cliff Speck, RHP	1998 — Jason Tyner, OF
1975 — Butch Benton, C	1999 — No Selection
1976 — Tom Thurberg, OF	2000 — Billy Traber, LHP
1977 — Wally Backman, IF	2001 — Aaron Heilman, RHP
1978 — Hubie Brooks, IF	David Wright, IF
1979 — Tim Leary, RHP	2002 — Scott Kazmir, LHP
1980 — Darryl Strawberry, OF#	2003 — Lastings Milledge, OF
Billy Beane, OF	2004 — Philip Humber, RHP
John Gibbons, C	2005 — Mike Pelfrey, RHP
1981 — Terry Blocker, OF	2006 — No Selection
1982 — Dwight Gooden, RHP	2007 — No Selection
1983 — Eddie Williams, IF	2008 — Ike Davis, 1B
Stan Jefferson, OF	Reese Havens, SS
1984 — Shawn Abner, OF#	2009 — No Selection
1985 — Gregg Jefferies, IF	2010 — Matt Harvey, RHP
1986 — Lee May Jr., OF	2011 — Brandon Nimmo, OF
1987 — Chris Donnels, IF	2012 — Gavin Cecchini, INF
1988 — David Proctor, RHP	
1989 — Alan Zinter, C	
1990 — Jeromy Burnitz, OF	





2012 SAVANNAH SAND GNATS

ALL-STARS: T.J. Chism (LHP)
T.J. Rivera (INF)
Travis Tajeron (OF)

STERLING AWARD WINNER: Michael Fulmer (RHP)

GI																---GAMES BY POSITION---											
BATTERS	AVG	G	AB	R	H	2B	3B	HR	RBI	SH	SF	HP	BB	IBB	SO	SB	CS	DP	SLG	OBP	1B	2B	3B	SS	OF	C	E
Brown, Brandon	.222	91	329	47	73	18	2	5	34	4	4	5	34	0	81	12	8	9	.334	.301	0	73	10	0	0	0	14
Carrillo, Xorge	.154	11	39	2	6	0	0	1	4	0	0	0	2	0	8	0	0	1	.231	.195	0	0	0	0	0	8	2
Cordero, Albert	.194	76	252	21	49	13	0	2	22	2	4	2	28	0	43	0	2	13	.270	.276	1	0	0	0	0	66	7
De La Cruz, Yucanybert	.195	54	200	29	39	4	1	3	19	2	1	1	16	0	46	8	3	4	.270	.257	0	27	0	26	0	0	14
Frenzel, Cole*	.204	47	162	18	33	11	0	3	11	0	1	4	15	1	31	1	0	5	.327	.286	42	0	0	0	0	0	3
Gomez, Gilbert	.256	79	285	39	73	14	3	2	24	2	0	1	48	0	68	8	8	7	.347	.365	0	0	0	0	75	0	9
Harrison, Brian	.241	113	423	54	102	27	1	5	61	0	4	6	40	0	72	5	0	10	.345	.313	85	0	15	0	0	0	12
Honeck, Sam*	.133	5	15	1	2	1	0	0	0	0	0	0	4	0	5	0	0	0	.200	.316	4	0	0	0	0	0	0
Lawley, Dustin	.261	129	482	77	126	35	3	14	66	0	6	5	50	1	122	14	4	4	.434	.333	0	0	44	0	77	0	8
Maron, Camden*	.300	93	343	48	103	18	2	5	47	2	3	8	53	0	73	2	1	9	.408	.403	0	0	0	0	0	0	62
McQueen, ZeErika	.105	7	19	0	2	1	0	0	1	0	0	1	1	0	7	0	1	1	.158	.190	0	0	0	0	6	0	0
Nieves, Luis*	.200	38	135	15	27	3	1	0	15	4	0	0	9	0	18	10	0	3	.237	.250	0	3	0	35	0	0	4
Pron, Gregory	.240	112	396	38	95	21	6	2	44	2	6	5	27	1	112	16	0	7	.338	.293	0	0	0	0	97	0	4
Pugh, Tillman	.085	17	59	6	5	0	0	1	2	1	0	0	5	0	25	4	0	0	.136	.156	0	0	0	0	15	0	1
Reynolds, Matthew	.259	42	158	18	41	8	0	3	13	0	2	7	12	0	26	5	1	7	.367	.335	0	0	0	37	0	0	7
Rivera, T.J.	.333	64	261	42	87	14	1	8	37	3	3	3	26	1	33	4	3	8	.487	.396	0	33	0	26	0	0	13
Rodriguez, Aderlin	.274	83	318	41	87	21	1	16	59	1	2	2	29	1	71	1	0	8	.497	.336	7	0	70	0	0	0	19
Tajeron, Travis	.291	64	230	46	67	17	3	12	44	0	3	7	37	0	70	4	1	3	.548	.401	0	0	0	0	50	0	3
Thurber, Charles*	.223	99	349	29	78	15	5	3	39	1	1	3	37	0	109	4	3	9	.321	.303	0	0	0	0	92	0	3
Tijerina, Ismael	.137	19	51	4	7	1	0	0	0	3	0	0	13	0	10	0	1	2	.157	.313	0	3	4	12	0	0	6
Torres, Juan	.000	1	2	0	0	0	0	0	0	0	0	0	0	0	0	0	0	0	.000	.000	1	0	0	0	0	0	0
Team Total	.244	136	4508	575	1102	242	29	85	542	27	40	60	486	5	1030	98	36	110	.368	.324	0	1073	15	50	0	146	

PITCHERS	W-L	ERA	G	GS	CG	SHO	GF	SV	IP	H	AB	TBF	R	ER	HR	HB	BB	IBB	SO	BK	WP
Almonte, Yohan	0-3	9.45	3	3	0	0	0	0	13.1	17	56	66	14	14	5	0	8	0	7	0	0
Bradford, Chasen	4-5	2.47	37	0	0	0	20	3	51.0	43	192	209	21	14	3	0	14	1	41	0	3
Camarena, Marcos	7-6	2.92	30	11	0	0	3	0	104.2	93	392	421	44	34	9	4	16	0	72	1	0
Chism, T.J.*	4-2	2.34	45	0	0	0	38	19	50.0	44	187	208	14	13	1	3	13	0	42	0	0
DeGrom, Jacob	6-3	2.51	15	15	0	0	0	0	89.2	77	342	363	33	25	3	1	14	0	78	1	2
Diaz, Miller	0-1	5.79	1	1	0	0	0	0	4.2	7	21	25	6	3	0	0	1	0	8	2	0
Fontanez, Randy	3-4	4.90	28	1	0	0	6	0	60.2	70	246	268	36	33	2	2	17	0	57	0	4
Fuller, Jim*	3-5	6.15	11	10	0	0	0	0	41.0	41	161	179	30	28	3	2	14	0	39	0	2
Fulmer, Michael	7-6	2.74	21	21	1	0	0	0	108.1	92	405	454	37	33	6	6	38	0	101	0	8
Gant, John	0-1	10.38	1	1	0	0	0	0	4.1	10	22	23	5	5	1	0	0	0	5	0	0
Gould, Jeremy*	0-0	6.35	4	0	0	0	2	0	5.2	5	19	23	6	4	0	0	3	0	1	1	0
Hansen, Craig	0-0	0.00	2	0	0	0	2	0	2.0	0	4	6	0	0	0	0	2	0	1	0	0
Leathersich, Jack*	0-1	0.75	12	0	0	0	3	1	24.0	10	76	93	4	2	0	5	8	0	37	0	0
Montero, Rafael	6-3	2.52	12	12	0	0	0	0	71.1	61	274	286	24	20	4	1	8	0	54	1	2
Morel, Estarlin	1-1	2.55	26	0	0	0	13	2	35.1	31	132	149	10	10	1	0	14	1	40	1	2
Panteliodis, Alex*	5-8	3.64	22	22	0	0	0	0	108.2	123	427	471	53	44	6	2	33	0	86	3	8
Pill, Tyler	3-4	2.61	9	9	0	0	0	0	51.2	56	201	216	17	15	3	1	8	0	54	0	1
Sage, Brandon*	1-1	2.76	10	0	0	0	4	0	16.1	16	63	73	7	5	0	1	8	0	22	0	2
Seng, Tyson	0-0	6.00	6	0	0	0	2	0	9.0	15	42	45	7	6	0	0	3	0	7	0	1
Tapia, Domingo	6-5	3.98	20	19	0	0	0	0	108.2	92	406	452	55	48	2	8	32	0	101	1	5
Vazquez, Carlos*	6-2	2.96	41	0	0	0	7	2	79.0	59	284	320	29	26	4	7	26	1	75	4	1
Verrett, Logan	3-2	3.06	11	11	1	1	0	0	64.2	57	250	265	32	22	7	3	9	0	67	0	3
Walters, Jeffrey	3-2	0.95	17	0	0	0	11	4	28.1	20	101	111	7	3	0	1	4	0	30	0	3
West, Jared	1-2	4.99	39	0	0	0	23	1	61.1	69	231	281	35	34	2	4	36	0	48	0	3
Team Total	69-67	3.33	136	136	2	13	134	32	1193.2	1108	4534	5007	526	441	62	51	329	3	1073	15	50

* = left-handed batter

= switch hitter



MCU Park
1904 Surf Avenue
Brooklyn, NY 11224
718.449-8497

www.brooklyncyclones.com

BROOKLYN CYCLONES (A)

Brooklyn Cyclones 2012 Season:
45-31 Second Place
New York-Penn League, McNamara Division

STADIUM OPENED: 2001
YEARS AS METS AFFILIATE: 2001-Present
SEATING CAPACITY: 7,500
PLAYING SURFACE: Natural Grass
DIMENSIONS: LF-315, CF-412, RF-325



MCU PARK

MCU Park is located on historic Coney Island in Brooklyn, NY...The ballpark has welcomed over three million fans through the gates in its 11 years of existence and established all-time attendance records for its classification, becoming the only short-season team in history to draw more than 300,000 fans in a season...MCU Park, which is located less than 100 yards from the famed Coney Island boardwalk, also played host to the first ever New York-Penn League All-Star game in 2005.

★ TEAM HIGHLIGHTS

The Brooklyn Cyclones finished 45-31 and in second place in the McNamara Division of the New York-Penn League...Since 2001, Brooklyn has never finished a season with a losing record...The club advanced to the New York Penn League semi-final where it was defeated (2-0) in the deciding game of the series by the Hudson Valley Renegades...The Cyclones pitching staff led the league in ERA (2.62), WHIP (1.05) and batting average against (.222)...Cyclones pitchers also tossed the most shutouts (10) and recorded more saves (27) than any other pitching staff in the New York-Penn League last year...Brooklyn ended the season with five pitchers in the top 15 in the NYPL in ERA...Centerfielder **BRANDON NIMMO** was tied for fifth in the league with 40 RBI, fourth with 20 doubles and third with 28 extra-base hits...Righthanded pitcher **HANSEL ROBLES** was first in the league in ERA (1.11) and WHIP (0.78)...Robles ended the regular season completing a streak of 36.0 scoreless innings pitched...Righthanded pitcher **LUIS MATEO** was ninth in the league in ERA (2.45) and second in WHIP (0.90).

★ RICH DONNELLY | MANAGER



- Enters his third season as the manager of the Brooklyn Cyclones.
- Before joining the Mets, worked as a roving minor league instructor for the Pittsburgh Pirates.
- Worked as a motivational speaker in 2009 and 2010 sharing his story of "The Chicken Runs at Midnight" and the passing of his daughter, Amy.
- Was a major league coach for 27 seasons.
- Coached third base with the Los Angeles Dodgers in 2006 and 2007...Spent the 2003-2005 seasons as the third base coach with the Milwaukee Brewers.
- Was a coach with the Texas Rangers (1980, 1983-1985), the Pittsburgh Pirates (1986-1996), Florida Marlins (1997-1998) and Colorado Rockies (1999-2002).
- For 14 consecutive seasons (1986-1999) served on Jim Leyland's coaching staff with the Pirates, Marlins and Rockies.
- Managed in the Texas Rangers minor league system from 1972-1979 and 1981-1982.
- Was honored as the Western Carolina League's Manager of the Year from 1972-1974.
- Signed as a catcher with the Minnesota Twins in 1967...Played four minor league seasons.
- Received a bachelor's degree in education from Xavier University in Cincinnati in 1969.
- Inducted into the Sports Faith International Hall of Fame in 2012 with the late Art Roney and former major league pitcher Jamie Moyer.
- Rich, 64, a native of Steubenville, OH lives with his wife, Bertie...They have eight children...Is a world-class racquetball player.



★ MARC VALDES | PITCHING COACH




- Begins his seventh year in the New York Mets organization and his second season as the pitching coach for Brooklyn (A) of the New York-Penn League...Served in the same role for Binghamton (AA) of the Eastern League in 2011 and Savannah (A) of the South Atlantic League from 2009-2010...Began his career with the Mets coaching Kingsport (R) of the Appalachian League from 2007-2008.
- Pitched in the major leagues for six seasons (1995-2001) with the Florida Marlins, Montreal Expos and Atlanta Braves...In 144 games (22 starts), he compiled a 12-15 record with four saves and a 4.95 ERA.
- From 2002-2004, Marc pitched in the Japanese Professional League...In 2002, he was with the Hanshin Tigers and was with the Chunichi Dragons from 2003-2004.
- Was the Marlins number one draft pick in 1993.
- Is the University of Florida's all-time leader in wins (31) and innings (394.2) and ranks second in strikeouts (351) after playing for the Gators from 1990-1993.
- Marc, 41, is single and from Tampa, FL.

★ BOBBY MALEK | HITTING COACH



- Begins his third season as a hitting coach with Brooklyn (A) of the New York-Penn League...Served on the coaching staff with Kingsport (R) of the Appalachian League in 2010 and 2009...Was a coach for the Gulf Coast (R) Mets in 2008.
- Retired from his playing career in May, 2008 after starting the season with Jacksonville (AA) of the Southern League in the Los Angeles Dodgers system.
- Spent most of the 2007 season with the Bridgeport Bluefish of the Independent Atlantic League...Was named the MVP of the Atlantic League All-Star Game.
- Played six seasons in the Mets minor league system from 2002-2007, making it as high as Triple-A Norfolk in 2006.
- Was selected in the fourth round of the 2002 Draft out of Michigan State University, where he was a two-time All-American.
- Bobby, 31, currently resides in Port St. Lucie, FL with his wife, Michelle.

★ ERIC VELAZQUEZ | ATHLETIC TRAINER



- Begins his fourth season with the Mets organization and his second with the Brooklyn (A) of the New York-Penn League...Served as the athletic trainer of the Gulf Coast Mets (R) in 2011.
- Served as athletic trainer for the 2012 Surprise Saguaros of the Arizona Fall League.
- Was head athletic trainer for the 2011-2012 Leones del Escogido Dominican Winter ball team...Club won the Dominican National Championship and Caribbean World Series that year.
- Spent the 2010 season as the head athletic trainer at the Mets baseball academy in the Dominican Republic.
- Received his B.S. from the University of California, Davis and his M.S. from Stephen F. Austin.
- Eric, 27, is originally from Los Angeles, CA and currently resides in Round Rock, TX with his wife, Jessica.



2012 BROOKLYN CYCLONES

ALL-STAR:

Luis Mateo (RHP)
John Micone (LHP)
Gabriel Ynoa (RHP)
Hansel Robles (RHP)

STERLING AWARD WINNER:

Hansel Robles (RHP)

Hansel Robles (RHP)																GI				---GAMES BY POSITION---									
BATTERS	AVG	G	AB	R	H	2B	3B	HR	RBI	SH	SF	HBP	BB	IBB	SO	SB	CS	DP	SLG	OBP	1B	2B	3B	SS	OF	C	E		
Boyd, Jayce	.239	54	201	18	48	9	1	5	19	0	2	0	25	0	30	1	3	7	.368	.320	50	0	0	0	0	0	3		
Cecchini, Gavin	.000	5	5	2	0	0	0	0	0	0	0	1	0	0	1	0	0	0	.000	.167	0	0	0	2	0	0			
Clark, Jonathan*	.209	19	43	8	9	2	0	0	2	0	1	0	14	0	14	5	1	0	.256	.397	0	0	0	0	17	0			
Concepcion, Julio	.211	17	57	5	12	2	0	1	3	0	0	1	3	0	16	1	0	1	.298	.262	0	0	0	0	15	0			
De La Cruz, Maikis	.217	9	23	5	5	3	1	0	2	1	0	1	4	1	4	0	0	0	.435	.357	0	0	0	0	9	0			
Evans, Phillip	.252	73	294	32	74	8	1	5	29	0	1	3	31	2	48	2	0	10	.337	.328	0	0	0	73	0	0			
Frenzel, Cole*	.342	19	73	11	25	4	2	1	13	0	1	2	7	0	11	0	0	1	.493	.410	16	0	0	0	0	0			
Gamboa, Juan Carlos*	.186	39	140	11	26	3	0	1	5	3	1	1	21	0	30	2	4	1	.229	.294	0	37	0	2	0	0			
Glenn, Jeffrey	.227	27	88	9	20	3	0	1	5	0	0	1	15	0	26	0	0	2	.295	.346	0	0	0	0	0	19			
Nimmo, Brandon*	.248	69	266	41	66	20	2	6	40	1	1	7	46	1	78	1	5	3	.406	.372	0	0	0	0	69	0			
Pina, Eudy	.261	61	207	23	54	13	2	5	27	0	1	2	21	1	55	10	2	3	.415	.333	0	0	0	0	60	0			
Plawecki, Kevin	.250	61	216	26	54	8	0	7	27	0	3	8	25	0	24	0	0	7	.384	.345	1	0	0	0	0	36			
Ponce, Dimas	.200	64	215	23	43	8	1	1	21	4	5	2	18	1	47	1	0	6	.260	.263	0	1	63	0	0	0			
Reynolds, Jeff	.232	24	69	15	16	0	0	2	6	0	1	2	11	0	9	0	0	1	.319	.349	0	14	10	0	1	0			
Rivero, Jorge*	.152	11	33	3	5	2	0	0	2	1	0	0	3	0	8	0	0	1	.212	.222	0	0	0	0	8	0			
Rodriguez, Richie	.123	30	106	10	13	3	0	0	6	2	1	3	8	0	22	0	0	2	.151	.203	0	28	0	0	0	0			
Rohan, Edward	.100	6	10	0	1	0	0	0	0	0	0	1	2	0	4	0	0	0	.100	.308	0	0	0	0	0	2			
Sabol, Stefan	.241	60	220	25	53	17	1	5	21	0	0	4	30	0	58	0	1	9	.395	.343	0	0	0	0	57	0			
Sanchez, Alexander	.261	50	184	11	48	9	0	2	15	0	1	4	11	0	27	0	0	7	.342	.315	11	0	14	0	0	0			
Zapata, Nelfi	.137	29	102	10	14	2	0	2	8	0	1	1	15	0	27	0	0	6	.216	.252	0	0	0	0	0	22			
Team Total	.230	76	2552	288	586	116	11	44	251	12	20	44	310	6	539	23	16	67	.335	.321							67		

PITCHERS	W-L	ERA	G	GS	CG	SHO	GF	SV	IP	H	AB	TBF	R	ER	HR	HB	BB	IBB	SO	BK	WP
Bowman, Matthew	2-2	2.45	12	1	0	0	4	3	29.1	26	109	114	9	8	1	1	2	0	30	0	1
Cessa, Luis	5-4	2.49	13	13	0	0	0	0	72.1	64	266	285	21	20	4	2	13	0	44	0	0
Frias, Dawrin	2-2	5.14	6	0	0	0	1	0	7.0	9	29	36	9	4	0	0	6	0	5	0	1
Gould, Jeremy*	0-0	0.00	1	0	0	0	1	1	1.0	0	3	3	0	0	0	0	0	0	3	0	0
Hansen, Craig	0-1	11.25	5	0	0	0	1	0	4.0	5	14	25	6	5	0	5	5	0	3	0	2
Hilario, Julian	4-4	3.23	12	10	0	0	1	0	55.2	62	222	251	25	20	1	7	20	0	45	1	2
Koch, Matthew	0-2	5.01	13	2	0	0	2	0	23.1	25	90	104	13	13	1	3	7	0	19	0	2
Lara, Rainy	8-3	2.91	12	12	0	0	0	0	68.0	53	251	267	23	22	6	2	12	0	77	0	1
Mateo, Luis	4-5	2.45	12	12	0	0	0	0	73.1	57	272	288	22	20	2	6	9	0	85	1	0
Mincione, John*	2-0	1.82	20	0	0	0	12	6	29.2	19	104	110	6	6	1	0	6	0	29	0	3
Peterson, Timothy	1-1	6.26	15	0	0	0	3	0	23.0	28	96	103	17	16	5	1	5	0	23	0	1
Robles, Hansel	6-1	1.11	12	12	0	0	0	0	72.2	47	256	272	14	9	0	4	10	0	66	1	2
Ruff, Richard	0-0	13.50	2	0	0	0	0	0	1.1	1	5	8	2	2	0	0	3	0	0	0	0
Santana, Johan*	0-0	0.00	1	1	0	0	0	0	3.0	1	10	11	0	0	0	0	1	0	3	0	0
Sewald, Paul	0-2	1.88	16	0	0	0	7	4	28.2	26	110	114	7	6	2	1	2	0	35	0	2
Taylor, Logan	2-0	0.93	13	0	0	0	6	0	19.1	11	69	73	3	2	0	1	2	0	19	0	0
Urbina, Juan*	0-0	3.60	3	0	0	0	0	0	5.0	4	18	22	2	2	0	0	3	0	5	0	0
Vanderheiden, Tyler	2-0	0.82	25	0	0	0	23	12	22.0	20	85	98	4	2	0	3	10	0	22	0	2
Wheeler, Beck	1-1	5.14	25	0	0	0	5	0	28.0	19	101	116	17	16	3	0	13	0	37	0	5
Wynn, David*	0-1	1.44	21	0	0	0	6	1	25.0	12	83	99	7	4	1	2	13	0	21	0	2
Yanez, Ernesto	1-0	2.04	13	0	0	0	4	0	17.2	15	67	75	8	4	2	1	6	0	15	0	0
Ynoa, Gabriel	5-2	2.23	13	13	0	0	0	0	76.2	61	286	302	25	19	1	3	10	0	64	0	4
Team Total	45-31	2.62	76	76	0	10	76	27	686.0	565	2546	2776	240	200	30	42	158	0	650	3	30

* = lefthanded batter

= switch hitter



KINGSPORT METS (R)

Kingsport Mets 2012 Season:
23-43 Fourth Place
Appalachian League, West Division



Hunter Wright Stadium
433 East Center Street
Kingsport, TN 37662
423-378-3744
www.kmets.com

STADIUM OPENED: 1995

YEARS AS METS AFFILIATE: 1980-Present

SEATING CAPACITY: 2,000

PLAYING SURFACE: Natural Grass

DIMENSIONS: LF-330, CF-410, RF-330



HUNTER WRIGHT STADIUM

Hunter Wright Stadium has been the home of the Kingsport Mets since opening up in 1995...The first game played at the ballpark was the annual "Hokie-Smokie Classic" between Virginia Tech and the University of Tennessee on April 25, 1995...In addition to being the home of the K-Mets, Hunter Wright Stadium plays host to Gate City High School, the Appalachian Athletic Conference and the NAIA Region XII postseason tournament.

★ TEAM HIGHLIGHTS

Kingsport finished fourth in the West Division of the Appalachian League with a record of 23-43...Outfielder **MAIKIS DE LA CRUZ** hit .274 (61-223) with 12 doubles (tied for team-high) and 30 RBI (team-high)...De La Cruz finished the 2012 season tied for second in games played (63) and triples (5) amongst all Appalachian League hitters and was named the Kingsport Mets 2012 Hitter of the Year...Outfielder **JORGE RIVERO** led the team in batting average (.313)...Before being placed on the 7-day disabled list on August 17, lefthanded pitcher **STEVEN MATZ** finished with a 1.55 ERA (five earned runs/29 innings) and a 1.14 WHIP...Righthanded pitcher **AKEEL MORRIS** lead the team in strikeouts with 50 in 2012...Righthanded pitcher **MILLER DIAZ** was named the K-Mets' 2012 Pitcher of the Year...After joining the starting rotation Diaz lasted at least six innings in three of his final four appearances.

★ JOSE LEGER | MANAGER



- Enters his fourth season with the New York Mets and second as manager of Kingsport (R) of the Appalachian League.
- Managed Dominican Summer League - DSL Mets I for two seasons prior to joining the Kingsport staff.
- Attended Middle Georgia College from 2001-2002...Made Georgia's All-Star team in 2002...The team qualified for the JUCO World Series both seasons
- Also attended Georgia College State University from 2003-2004...Was named to the All-Conference team both years.
- Played for the Minnesota Twins minor league system from 2004-2008 as a catcher and infielder.
- Served as the DSL Twins hitting coach in 2009.
- Served as a coach for Tigres del Licey in the Dominican Winter League since 2008...Was the third base coach in 2010.
- José resides in Santo Domingo with his wife Estela and their two sons: Jose Joaquin (10/15/08) and Eduardo Jose (12/11/10).

★ JONATHAN HURST | PITCHING COACH



- Begins his fourth season with Kingsport (R) of the Appalachian League and his eighth season as a pitching coach in the Mets organization.
- Appeared in seven games for the New York Mets in 1994...His other major league experience was with the Montreal Expos in 1992.
- Finished the 1994 season with Norfolk (AAA) of the International League.
- Spent the 1993 campaign with the Dodgers Triple-A affiliate in Albuquerque.
- From 1995-July, 1998, he pitched in the Mexican League...After leaving Mexico, Jonathan pitched in Taiwan for two-and-a-half years through 2000.
- Pitched in Japan in 2001 and went back to Taiwan from 2002-2005.
- Jonathan, 46, lives in Spartansburg, SC...Has three sons: Jonathan, Jr., Kristian, and Davian.

★ YUNIR GARCIA | HITTING COACH



- Enters his sixth season as a coach in the Mets organization and second as hitting coach for Kingsport (R) of the Appalachian League...Served as the hitting coach for the Gulf Coast Mets (R) of the Gulf Coast League in 2011.
- Managed the Dominican Summer League Mets in 2010...Spent the 2009 and 2008 seasons as a coach with the Mets affiliate in the Venezuelan Summer League.
- Spent eight seasons as a player in the Mets organization, making it as high as Norfolk (AAA) of the International League in 2006.
- For his career, he hit .204 with 22 home runs and 115 RBI in 392 minor league games.
- Had his best minor league season with Capital City (A) of the South Atlantic League in 2004...In 78 games, he hit .270 with 10 home runs and 34 RBI.
- Started his career as a third baseman with the Mets Venezuelan Summer League team in 1999 before making the transition to catcher in 2002.
- Yunir, 30, currently lives in San Pablo, Venezuela.

★ KIYOSHI TADA | ATHLETIC TRAINER



- Begins his third season with the Mets organization and his second with Kingsport (R) of the Appalachian League...Spent 2011 with Brooklyn (A) of the New York-Penn League.
- Was a minor league athletic trainer in the Kansas City Royals organization during the 2010 season with the Arizona Royals (R).
- Served as an intern in 2009 for the Seattle Mariners organization assisting the minor league staff in Arizona.
- Received his B.S. from Colorado State University-Pueblo in 2007...Graduated with an M.S. from California University of Pennsylvania in 2008.
- Is a certified Muscle Activation Technique Specialist, Performance Enhancement Specialist and Speed and Explosion Specialist.
- Kiyoshi, 29, and his wife Hitomi live in Aichi, Japan.





2012 KINGSPORT METS

ALL-STARs:

STERLING KIRK WINNER:

Miller Diaz (RHP)

BATTERS	AVG	G	AB	R	H	2B	3B	HR	RBI	SH	SF	HBP	BB	IBB	SO	SB	CS	DP	GI		---GAMES BY POSITION---									
																			SLG	OBP	1B	2B	3B	SS	OF	C	E			
Bernal, Michael	.294	5	17	6	5	2	0	1	6	0	0	0	5	0	9	0	1	0	.588	.455	0	0	0	0	1	0	1			
Carpenter, Tyler	.000	1	2	0	0	0	0	0	0	0	0	0	0	0	1	0	0	0	.000	.000										
Cecchini, Gavin	.246	53	191	21	47	9	2	1	22	0	2	1	18	0	43	5	4	.330	.311	0	0	0	33	0	0	5				
Chavez, Anthony	.233	56	159	27	37	6	2	1	20	0	4	2	15	0	52	12	4	.314	.300	0	0	18	36	0	0	23				
Concepcion, Julio	.182	8	22	3	4	1	0	2	5	0	0	1	0	0	9	0	0	.500	.217	0	0	0	0	5	0	0				
De La Cruz, Malikis	.274	63	223	24	61	12	5	1	30	1	6	3	14	0	48	9	5	.386	.317	0	0	0	0	63	0	5				
De Leon, Jeyckol	.232	52	168	16	39	10	0	3	16	1	1	2	10	0	54	0	0	.345	.282	26	0	0	0	0	25	13				
Diehl, Jeffrey	.251	49	171	18	43	12	4	2	21	0	1	1	9	0	64	0	1	.404	.291	9	0	0	0	28	0	3				
Kaupe, Brandon#	.173	50	133	23	23	1	1	0	3	0	1	1	38	0	44	3	3	.195	.358	0	49	0	2	0	0	14				
Leroux, Jonathan	.198	40	116	19	23	9	0	4	13	0	2	4	12	0	34	1	1	.379	.291	20	0	0	0	10	2	4				
Machillanada, Alex	.217	23	60	4	13	1	0	0	6	1	0	1	4	0	8	0	0	.233	.277	0	1	0	0	0	22	1				
Marquez, Bradley	.267	9	30	4	8	1	1	0	2	0	0	0	2	0	6	1	2	.367	.313	0	0	0	0	9	0	2				
Nido, Tomas	.242	38	124	15	30	6	0	2	15	0	3	1	12	0	23	1	0	.339	.307	0	0	0	0	0	28	7				
Peguero, Eris*	.273	37	132	13	36	1	0	2	13	1	2	0	7	0	30	5	3	.326	.305	0	0	0	0	35	0	4				
Perez, Pedro#	.119	12	42	1	5	1	0	1	1	0	0	0	3	0	12	0	1	.190	.178	0	0	11	0	0	0	5				
Rivero, Jorge#	.313	39	144	16	45	8	4	2	20	0	4	0	8	0	24	4	2	.465	.340	0	2	12	0	21	0	3				
Ruiz, Yelson*	.250	41	144	24	36	3	0	1	16	3	0	1	9	0	26	4	2	.292	.299	0	22	20	1	0	0	7				
Tuschak, Joe*	.192	46	130	15	25	6	1	1	10	1	2	1	21	0	49	2	1	.277	.305	0	0	0	0	41	0	7				
Weigertse, Kevin	.177	41	96	6	17	1	0	0	4	2	0	1	9	0	28	0	0	.188	.255	28	0	15	0	1	0	0				
Team Total	.236	66	2104	255	497	90	21	23	223	10	28	20	196	0	564	47	30	.41	.332	.304						119				

PITCHERS	W-L	ERA	G	GS	CG	SHO	GF	SV	IP	H	AB	TBF	R	ER	HR	HB	BB	IBB	SO	BK	WP
Arias, Martires	2-2	2.76	12	0	0	0	5	0	16.1	17	66	77	11	5	2	0	8	0	18	0	5
Baldonado, Alberto*	0-2	6.75	6	2	0	0	2	0	12.0	8	42	58	9	9	0	1	12	0	10	0	5
Bay, Shane*	0-0	2.57	9	0	0	0	5	4	14.0	9	49	56	6	4	0	1	6	0	14	0	1
Birdwell, Peter	1-0	3.00	2	0	0	0	2	0	3.0	3	11	13	2	1	0	0	1	0	3	0	1
Budgell, Matthew	1-2	0.87	12	0	0	0	6	1	20.2	17	73	91	7	2	0	4	10	1	16	0	2
Carnevale, Hunter	0-0	1.50	6	0	0	0	5	2	6.0	6	24	28	1	1	0	0	4	0	7	0	0
Chivilli, Cristian	1-3	6.48	10	2	0	0	3	1	25.0	33	103	124	23	18	3	2	13	0	18	0	5
Diaz, Miller	2-1	3.56	11	5	0	0	2	0	43.0	36	164	190	26	17	2	3	18	0	45	0	14
Dotson, Zachary*	0-0	40.50	2	0	0	0	0	0	0.2	1	4	10	5	3	0	1	5	0	0	0	3
Estevez, Ramon	0-2	6.06	11	0	0	0	4	1	16.1	12	56	72	11	11	0	4	9	0	19	0	3
Flexen, Chris	1-3	5.63	7	6	0	0	0	0	32.0	38	133	151	23	20	2	0	14	0	26	0	2
Gant, John	3-3	4.55	11	11	0	0	0	0	55.1	62	228	250	31	28	6	1	19	0	47	2	10
Gsellman, Robert	1-3	3.92	11	5	0	0	5	0	43.2	42	168	194	27	19	3	5	18	0	33	0	2
Massie, Andrew	0-2	6.14	9	4	0	0	4	1	29.1	35	117	137	21	20	6	2	17	0	20	0	4
Matz, Steven*	2-1	1.55	6	6	0	0	0	0	29.0	16	101	119	10	5	1	1	17	0	34	0	0
Montgomery, Christian	0-1	9.39	2	2	0	0	0	0	7.2	6	28	37	10	8	0	3	6	0	7	0	4
Morris, Akeel	0-6	7.98	11	6	0	0	3	2	38.1	38	150	179	37	34	7	4	22	1	50	0	3
Ortega, Flabio	1-0	2.79	8	0	0	0	4	2	9.2	13	38	45	3	3	1	1	4	1	6	0	0
Oswalt, Corey	4-3	8.15	9	6	0	0	1	0	35.1	49	149	162	33	32	1	4	7	0	20	1	2
Perez, Andres E.	0-1	9.82	10	0	0	0	2	1	7.1	10	32	36	10	8	2	0	4	0	12	1	1
Rengel, Luis	0-0	7.66	13	0	0	0	8	1	22.1	27	92	106	21	19	2	5	8	0	16	0	5
Reyes, Persio	3-6	6.18	11	11	0	0	0	0	51.0	66	209	235	39	35	4	3	18	0	34	1	6
Urbina, Juan*	1-0	5.11	9	0	0	0	1	0	12.1	9	44	60	7	7	0	0	16	0	18	0	2
Valdez, Carlos*	0-1	1.17	4	0	0	0	2	0	7.2	7	30	39	6	1	0	1	6	0	7	0	0
Villasamil, Edigolis	0-1	13.06	11	0	0	0	2	0	10.1	13	43	61	15	15	1	3	12	0	15	0	6
Welch, Brandon	0-0	9.00	1	0	0	0	0	0	1.0	2	5	5	1	1	0	0	0	0	0	0	0
Whalen, Robert	0-0	0.00	1	0	0	0	0	0	1.0	1	3	4	1	0	0	0	0	0	1	0	0
Team Total	23-43	5.31	66	66	0	4	66	16	550.1	576	2162	2539	396	325	43	49	274	3	496	5	86

* = left-handed batter

= switch hitter



Tradition Field
525 NW Peacock Blvd.
Port St. Lucie, FL 34986
772.871.2100
www.stluciemets.com

GULF COAST METS (R)

Last Season: 2011
27-29 Third Place
Gulf Coast League, East Division

STADIUM OPENED: 1988

YEARS AS METS AFFILIATE: 1992-1999; 2004-2011; 2013-present

SEATING CAPACITY: 7,000

PLAYING SURFACE: Natural Grass

DIMENSIONS: LF-338, CF-410, RF-338



Tradition Field, which opened in 1988 as Thomas J. White Stadium is currently the Spring Training home of the New York Mets as well as the home of the St. Lucie Mets and rookie-level Gulf Coast Mets...Upon undergoing a multi-million dollar renovation project in 2004, the stadium was renamed Tradition Field, and included the addition of a new scoreboard as well as additional seating areas in the rightfield berm as well as the Party Terrace located along the third base line. During the 2012 off-season a new scoreboard was installed as well as development of a rightfield party deck which provides full connectivity for Tradition Field.

TRADITION FIELD

★ TEAM HIGHLIGHTS

The Gulf Coast Mets return for the 2013 season after New York dropped the affiliate last season...The Mets rookie-level club began play in 1988 in Port St. Lucie, FL, and will continue to play their home games in Port St. Lucie...In their last year of play, the GCL Mets went 27-29 to finish in third place of the East Division, and eighth overall, of the Gulf Coast League.

★ JOSE CARRENO | MANAGER



- Enters his sixth season with the Mets organization and first as the manager of the Gulf Coast (R) Mets.
- Was a coach for St. Lucie (A) of the Florida State League in 2012, where he was also a coach in 2010 and 2012...Spent 2008-2009 and 2011 as a coach with Savannah (A) of the South Atlantic League.
- Prior to beginning his professional coaching career, he provided personal catching and hitting instructions for children in Tampa, FL while also coaching a 13-and-under AAU team.
- Finished his playing career in 2003 with the Mid-Missouri Mavericks of the Independent Frontier League.
- Signed as a non-drafted free agent with Montreal in 1996 and played in the Expos organization until 2002, making it as high as Double-A Harrisburg.
- Jose, 33, currently lives in Riverview, FL with his wife, Milagros, and children Nicole (10/4/05) and Lexian Gonzalez (7/29/98).



★ JOSH TOWERS | PITCHING COACH



- Begins his first coaching stint this season in the Mets organization after retiring from playing in 2011.
- Pitched for the Orioles, Blue Jays and Yankees from 2001-2009, compiling a 45-55 record in 139 games, 114 starts.
- His best campaign came in 2005, when he went 13-12 with a 3.71 ERA (86 earned runs/208.2 innings) in 33 starts for Toronto.
- Josh, 36, was originally drafted by the Baltimore Orioles in the 15th round of the 1996 First-Year Player Draft from Oxnard College (CA).

★ ENDER CHAVEZ | HITTING COACH



- Begins his first season as the hitting coach for the Gulf Coast Mets.
- Completed his second season as hitting coach for the DSL Mets in 2012.
- Played in the minor leagues for the Colorado Rockies organization from 1998-2001, New York Mets 2002-2003 and 2008 and the Montreal Expos from 2004-2007.
- In 2000 was chosen as MVP of the Pioneer League.
- Helped to win the Florida State League Championship for the St Lucie Mets in 2002.
- Played for Navigates de Magallanes of the Venezuelan Winter League from 1998-2006 and Bravos de Margarita 2007-2008.
- Brother of former Mets outfielder Endy Chavez.
- Ender and his wife Andrea Resides in Valencia, Venezuela with their children: Ender Jr., Daniel, and Denisse.

★ BRANDIE PETERSON | ATHLETIC TRAINER



- Begins her first year with the Mets organization.
- Served as the Head Athletic Trainer for the independent York Revolution in 2012.
- In 2011, worked as an Intern Athletic Trainer with the GCL Red Sox (R) of the Gulf Coast League.
- From 2009-2011, was the Head Athletic Trainer at North Valleys High School in Reno, NV.
- Also worked with the GCL Cubs (R) of the Gulf Coast League as an Intern Athletic Trainer in 2009.
- Received her B.S. in Athletic Movement from Grand Canyon University in Phoenix, AZ...Earned a Master's degree in Human Movement from AT Still University in Mesa, AZ.
- Became a board Certified Athletic Trainer in 2007, and is a member of the National Athletic Trainer's Association (NATA).
- She holds the credentials of a Certified Strength and Conditioning Specialist, as well as a Performance Enhancement Specialist from the National Academy of Sports Medicine.
- Brandie resides in Mesa, AZ

★ DANE INDERRIEDEN | STRENGTH AND CONDITIONING COACH



- Returns to the Mets for his second season in the organization.
- Was the Strength and Conditioning Coach for Brooklyn (A) of the New York-Penn League in 2012.
- Is a Certified Strength and Conditioning Specialist.
- Received his B.S. from St. Cloud State University (MN) and a Master's degree in Exercise Science from Northern Michigan University.
- Dane resides in Marty, MN.



Estadio Quisqueya
Carretera Jubey Km #2
Jubey, Dominican Republic
809.328.9122

DOMINICAN METS - 1 (R)

Dominican Mets - 1 2012 Season:
33-37 Sixth Place
Dominican Summer League, Boca Chica South

STADIUM OPENED: 2008

YEARS AS METS AFFILIATE: 1992-Present

PLAYING SURFACE: Natural Grass

DIMENSIONS: LF-335, CF-408, RF-330




ESTADIO QUIQUEYA

During the fall of 2009, the Mets moved the team's Fall Instructional League to the newly constructed Dominican Academy in Boca Chica...The complex, which opened during the summer of 2008, was built on over 37 acres of land and features three full sized fields-including a replica of Citi Field, one half field, four large batting tunnels, a weight room, several locker room areas and a state-of-the-art training facility...The complex also features housing for nearly 100.

★ TEAM HIGHLIGHTS

The Dominican Summer League Mets #1 team went 33-37 and finished in sixth place in the South Division...Righthanded pitcher **YORYI NUEZ** combined between DSL #1 and DSL #2 was 3-3 with a 2.47 ERA (18 earned runs/65.2 innings) and 51 strikeouts...Righthanded pitcher **CARLOS CORONADO** combined between DSL #1 and DSL #2 with a 2.06 ERA (8 earned runs/35.0 innings) and 13 saves...Lefthanded pitcher **LENNY ROSARIO** was 2-2 with a 2.98 ERA (15 earned runs/45.1 innings) and 48 strikeouts...Righthanded pitcher **MARCOS MOLINA** combined between DSL #1 and DSL #2 finished 5-2 with a 3.58 ERA (22 earned runs/55.1 innings) and 40 strikeouts.

★ ALBERTO CASTILLO | MANAGER



- Begins his third season as a Manager in the Dominican Summer League.
- Played for seven major league organizations in his professional career as a catcher including the Mets, St. Louis Cardinals, Toronto Blue Jays, New York Yankees, San Francisco Giants, Kansas City Royals and Baltimore Orioles...Made his major league debut on May 28, 1995.
- Came up through the Mets organization after being signed on April 5, 1987.
- In 1999, played 93 games and was Cardinals main starter in the second half of season... Threw out 44% of base runners (27 of 62)...Hit in career best 10 straight games, August 8-August 23, batting .382 (13-34).
- Played 15 years in the Dominican Winter League with Aguilas Cibaenas helping them to win 11 championships in the Dominican Winter league and six Caribbean Series.
- Alberto, 42, and his wife, Ingrid reside in Santo Domingo with their three children: Chelsea (16), April (9) and Marcos (5).



★ BENJAMIN MARTE | PITCHING COACH



- Enters his tenth season as the DSL Mets pitching coach.
- Was the DSL Mets assistant pitching coach from 2000-2003...Was named the pitching coach in 2004.
- Played in the Mets minor league system from 1997-1998...Was part of the Mets (R) Gulf Coast League Championship team in 1998.
- Benjamin, 39, resides in Bayaguana in the Dominican Republic with his wife, Elisinda Margarita, and their son, Elian (5/30/06).

★ LEO HERNANDEZ | HITTING COACH



- Begins his 14th year with the Mets organization and third with the DSL Mets, after spending the previous 10 years with the Venezuelan Mets, including three seasons as manager from 2007-2009.
- Was signed by the Mets in December of 1995 and played in the organization for three years before a career-ending injury.
- Hit .260 for the Dominican Summer League Mets in 1996 and .342 in 1997.
- Played his final season in 1998 for the VSL Mets and batted .310.
- Leo, 35, and his wife, Glendy, have one daughter, Ashley.

★ LILIAN CASTRO | INFIELD COACH



- Enters his 13th year in the Mets organization.
- In 2012-2013, was the infield coach for Escogido of the Dominican Winter league team.
- Managed the DSL Mets team from 2006-2008.
- Served as a coach with Kingsport of the Appalachian league from 2004-2005.
- Was a coach with Oneonta (A) of the New York-Penn League in 1999 and 2000.
- Played for the Tigers organization from 1985-1988
- Castro and his wife Rosanna have three children: Mailin (9/29/93), Wily (4/24/97) and Wilmi (9/18/01) and reside in Santo Domingo, Dominican Republic.

★ ANTONIO SOSA | ATHLETIC TRAINER



- Begins his 6th season as trainer for the DSL Mets team.
- In 2007 he served as a trainer and strength & conditioning instructor for the Luis Sojo Baseball Program in the Dominican Republic.
- Worked as the assistant trainer for the DSL San Diego Padres in 2006.
- From 1998-2000 he worked as a Track & Field Instructor in the Dominican Republic.
- Antonio and his wife Ingrid have three children: Edwin (5/26/99), Edward (5/6/2003) and Justin (1/27/2006) and reside in La Vega, Dominican Republic.

★ EDDY RAMIREZ | STRENGTH COACH



- Begins his seventh season as the Strength & Conditioning Instructor for the Dominican Summer League Mets.
- From 1994-2006, he worked as a Track and Field Instructor for the Dominican Army track and Field Team.
- Competed professionally for 12 years as a Track and Field Athlete.
- Eddy, and his wife Margarita have four children: Eddy (1/20/89), Maria (8/26/90), Jesus (12/25/99) and Alejandro (12/23/04) and reside in San Pedro de Macoris, Dominican Republic.



2012 DOMINICAN METS - 1

ALL-STAR:

STERLING AWARD WINNER:

Yorri Nuez (RHP)

BATTERS	AVG	G	AB	R	H	2B	3B	HR	RBI	SH	SF	HBP	BB	IBB	SO	SB	CS	DP	SLG	OBP	---GAMES BY POSITION---							
																					1B	2B	3B	SS	OF	C	E	
Carrion, Junior	.216	27	97	11	21	3	1	0	7	0	0	3	6	0	34	6	4	3	.268	.283	0	0	0	0	26	0	4	
Cruzado, Victor#	.279	32	104	24	29	6	3	1	12	0	1	0	22	1	21	7	3	3	.423	.402	4	7	0	0	12	0	3	
Figuera, Jose	.190	20	58	8	11	5	0	0	8	1	2	4	6	0	17	1	3	1	.276	.300	0	0	0	0	17	0	2	
Garcia, Jose#	.216	58	199	23	43	6	3	0	26	2	5	28	0	29	9	4	7	2	.276	.322	0	0	0	0	0	48	17	
Hilario, Manuel	.269	34	119	22	32	4	3	2	17	0	2	1	14	1	24	11	0	3	.403	.346	3	21	9	1	0	1	3	
Leal, Miguel	.260	48	123	11	32	3	0	0	15	1	5	5	18	0	12	5	4	3	.285	.364	21	0	0	0	3	16	2	
Liriano, Victor	.167	24	60	6	10	0	0	0	2	0	0	3	2	0	17	2	1	3	.167	.231	0	0	0	0	20	0	1	
Maria, Jose	.187	23	75	8	14	2	1	0	5	0	0	2	8	0	17	2	4	3	.240	.282	10	0	0	0	0	6	2	
Marmolejos, Merqui	.198	41	101	20	20	2	2	2	11	2	2	2	13	0	29	3	2	3	.317	.297	7	23	0	0	5	0	10	
Martinez, Jose	.206	67	204	28	42	15	1	1	15	3	0	4	18	0	50	3	10	3	.304	.283	0	1	0	66	0	0	26	
Mora, John#	.287	38	115	23	33	9	3	0	20	1	4	4	23	0	20	9	12	2	.417	.411	0	0	0	0	37	0	4	
Moscoso, Victor	.280	42	107	16	30	3	1	2	13	1	1	3	13	0	25	0	2	2	.383	.371	20	0	23	0	0	37	0	
Pierre, Ysidro#	.222	50	171	28	38	9	3	1	18	1	2	7	17	0	55	18	6	3	.327	.315	0	0	0	0	48	0	4	
Ramos, Natanuel	.270	12	37	4	10	0	0	0	3	0	1	1	3	0	11	1	2	0	.270	.333	7	1	0	0	0	6	0	
Rodriguez, Jean#	.280	41	143	23	40	7	3	0	14	2	3	0	12	0	22	6	4	1	.371	.331	0	28	10	11	0	0	9	
Rojas, Hengelbert	.280	36	132	12	37	6	0	3	20	0	2	1	14	0	24	6	6	0	.394	.349	0	0	0	0	0	36	0	
Rondon, Pedro	.259	27	81	16	21	4	0	1	11	1	1	5	18	0	15	13	4	2	.346	.419	0	24	2	2	1	0	4	
Sierra, Johnny	.242	55	165	26	40	8	0	2	11	1	0	11	20	1	51	16	8	2	.327	.362	0	0	0	0	33	0	1	
Valencia, Gregory	.164	55	171	18	28	6	1	1	6	0	1	3	25	0	60	6	5	0	.228	.280	0	1	52	0	6	0	24	
Team Total	.261	142	4652	619	1216	230	42	90	563	46	38	57	502	61048	91	55	131	387	.338									119

PITCHERS	W-L	ERA	G	GS	CG	SHO	GF	SV	IP	H	AB	TBF	R	ER	HR	HB	BB	IBB	SO	BK	WP
Acosta, Octavio	0-1	2.84	3	2	0	0	0	0	6.1	5	25	28	3	2	0	0	3	0	3	0	0
Almeida, Adrian*	0-3	2.50	12	0	0	0	0	0	39.2	35	137	167	14	11	0	3	24	0	33	1	0
Almonte, Gaby	1-3	1.52	10	0	0	0	2	0	29.2	25	110	129	17	5	0	2	15	3	24	0	2
Alvarez, Jean	1-0	1.54	10	0	0	0	2	0	11.2	10	46	51	5	2	1	1	3	1	7	0	1
Bautista, Miguel	3-0	4.03	18	2	0	0	5	1	29.0	25	105	128	14	13	1	9	12	3	25	0	5
Berthuis, Emmanuel	0-2	10.13	6	2	0	0	0	0	8.0	10	31	45	11	9	0	3	11	0	10	0	3
Camrino, Franky	2-2	4.08	16	0	0	0	6	3	28.2	42	118	141	20	13	1	4	15	1	22	1	4
Carreno, Luis	0-0	0.00	2	1	0	0	1	0	3.0	6	14	14	1	0	0	0	0	0	1	0	0
Carreno, Luis (T)	2-1	6.75	9	1	0	0	1	0	20.0	30	80	93	17	15	1	1	8	0	14	2	0
Castillo, Yreli	0-2	7.36	12	2	0	0	1	0	14.2	15	56	75	16	12	0	6	11	0	8	1	5
Cespedes, Jorge	2-1	1.82	11	0	0	0	2	1	24.2	14	78	87	7	5	1	2	4	1	21	0	0
Coronado, Carlos	2-0	1.69	16	0	0	0	14	8	21.1	17	78	83	5	4	0	1	3	0	21	0	1
Crismatt, Nabil	3-0	3.00	13	0	0	0	5	0	18.0	14	65	74	6	6	0	3	5	1	17	0	2
Debora, Nicolas	0-1	7.20	4	0	0	0	1	0	5.0	6	20	26	5	4	0	1	5	0	3	0	0
Encarnacion, Jose	0-2	3.38	7	6	0	0	1	0	29.1	21	102	134	14	11	0	4	24	0	35	1	9
Feliz, Gabriel*	0-0	2.35	6	0	0	0	2	0	7.2	9	30	34	3	2	0	0	4	0	5	0	0
German, Audry	1-2	4.85	7	2	0	0	1	0	13.0	18	56	69	17	7	1	3	10	0	5	1	0
Gonzalez, Marcos	0-0	0.96	7	0	0	0	6	1	9.1	10	35	39	1	1	0	0	2	0	3	0	2
Gonzalez, Marcos	2-1	1.82	19	0	0	0	15	3	24.2	23	94	101	7	5	2	0	4	0	12	0	2
Liriano, Victor	0-0	9.00	3	0	0	0	1	0	3.0	5	13	14	4	3	1	0	1	0	1	0	0
Marmolejos, Merqui	0-0	13.50	1	0	0	0	0	0	0.2	3	5	6	1	1	0	1	0	0	0	0	1
Marte, Juan	0-1	0.00	5	0	0	0	2	0	5.0	6	22	28	9	0	0	0	5	1	4	1	1
Merilan, Claudio	2-0	2.81	19	0	0	0	2	1	32.0	27	118	153	19	10	1	9	23	0	20	0	7
Molina, Marcos	2-2	3.78	9	8	0	0	0	0	33.1	32	127	140	17	14	0	4	8	0	19	1	3
Montero, Randi	2-1	3.68	10	1	0	0	1	1	28.0	22	107	125	22	12	0	6	9	0	19	0	5
Nuez, Yorri	1-2	2.86	8	8	0	0	0	0	37.0	29	136	151	12	11	0	6	9	0	31	0	5
Popa, Luis	0-0	3.86	3	2	0	0	0	0	9.1	4	30	35	4	4	2	1	4	0	6	1	1
Ramos, Eduard	0-1	2.78	15	0	0	0	6	0	22.2	16	78	103	10	7	2	4	21	3	16	0	6
Reina, Richard	0-1	4.35	6	0	0	0	1	0	10.1	11	39	49	6	5	0	2	6	0	8	1	3
Reyes, Ruben	3-2	4.20	15	6	0	0	1	0	40.2	36	153	186	24	19	2	4	27	0	35	1	10
Rodriguez, Euner	2-3	6.43	7	0	0	0	1	0	14.0	14	55	69	16	10	0	2	12	0	8	0	3
Rodriguez, Miguel	1-0	4.35	11	0	0	0	3	0	10.1	12	41	44	5	5	0	0	3	0	8	0	2
Rodriguez, Waldo	3-3	5.28	12	2	0	0	1	1	30.2	38	126	141	21	18	0	2	10	1	25	1	0
Rosario, Lenny	2-2	2.98	13	13	0	0	0	0	45.1	28	147	200	17	15	0	5	43	0	48	0	7
Suazo, Randinson	0-0	6.00	4	0	0	0	2	0	3.0	1	9	13	2	2	0	0	4	0	1	0	4
Team Total	33-37	3.46	70	70	0	4	70	17	624.1	566	2312	2781	348	240	13	88	336	15	492	11	98

* = lefthanded batter
= switch hitter





Estadio Quisqueya
Carretera Jubey Km #2
Jubey, Dominican Republic
809.328.9122

DOMINICAN METS - 2 (R)

Dominican Mets - 2 2012 Season:
44-26 First Place
Dominican Summer League, Boca Chica South

STADIUM OPENED: 2008

YEARS AS METS AFFILIATE: 1992-Present

PLAYING SURFACE: Natural Grass

DIMENSIONS: LF-335, CF-408, RF-330



ESTADIO QUISQUEYA

During the fall of 2009, the Mets moved the team's Fall Instructional League to the newly constructed Dominican Academy in Boca Chica...The complex, which opened during the summer of 2008, was built on over 37 acres of land and features three full sized fields-including a replica of Citi Field, one half field, four large batting tunnels, a weight room, several locker room areas and a state-of-the-art training facility...The complex also features housing for nearly 100.

★ TEAM HIGHLIGHTS

The Dominican Summer League Mets #2 team went 44-26 and finished in first place in the North Division...Outfielder **VICENTE LUPO** led the team in Runs (58), Doubles (18), Home Runs (10), RBI (45), on base percentage (.500), and batting average (.343)...First baseman **ADRIAN ABREU** hit .295 (66/224),dove in 44 runs, and swiped 30 bases...Second baseman **LEON CANELON** hit .302 (57-189) in 56 games.

★ DAVID DAVILLIO | MANAGER



- Enters his fourth season as a coach with the Dominican Mets and his fourth season as a coach in the Mets organization.
- Began his coaching career in the Venezuelan Summer League with the Mets affiliate during the 2009 season.
- Previously served as an international scout for the Mets from 2006-2008.
- David, 38, currently lives in Venezuela with his wife, Migdalia, and his children: sons, David and Gabriel; and daughters, Dakary and Dayiri.

★ FRANCIS MARTINEZ | PITCHING COACH



- Begins his sixth season as a coach with the Mets.
- Played in the St. Louis Cardinals minor league system from 1987-1996, playing for Memphis (AAA) of the Pacific Coast League.
- Played for Licey and Gigantes of the Dominican Summer League from 1992-1999.
- Francis and his wife, Junisa, have three children, Eduardo Antonio, Franchesca Marian and Oliver Alejandro.

★ MANNY MARTINEZ | HITTING COACH



- Enters his fourth season as a coach for the DSL Mets.
- Played in the major leagues for the Seattle Mariners (1996), Philadelphia Phillies (1996), Pittsburgh Pirates (1999) and Montreal Expos (2000).
- Came up through the Oakland Athletics organization from 1988-1994...Also played in the minor leagues for the Chicago Cubs (1995) and Florida Marlins (2000).
- Was named to the California League All-Star team in 1991, 1992 and 1993 while playing in the Athletics' minor league system.
- Played in the Dominican Winter League for Aguilas and Licey from 1994-2009...Was the Rookie of the Year in 1994...Helped win four Championships with Licey and one Caribbean Series.
- Played in Korea for Samsung Lions in 2001 and LG Twins 2002 and 2003
- Played in Mexican Pacific League from 2004-2008 for Tigres and Pericos de Puebla.
- Manny, 42, and his wife Raysa reside in San Pedro de Macoris with their children Natalie (19), Gerlim (12) and Laisa (8).

★ CARLOS CAPELLAN | INFELD COACH



- Enters his fourth season as a coach for the DSL Mets .
- Ended his playing career with the Palm Springs Suns of the Independent Western Baseball League in 1995 and the Greenville Bluesmen of the Independent Big South League in 1996.
- Was a member of Toros del Este in the Dominican Winter League from 1989-1993.
- Began his playing career in the Minnesota Twins minor league system from 1987-1992, where he advanced to Orlando (AA) for his final two seasons.
- Capellan lives with his wife, Rossy, and children Karla, Harold, Robert and Carlos in Santo Domingo.

★ JHARVYN VELASQUEZ | ATHLETIC TRAINER



- Begins his fifth year as a trainer for the DSL Mets team.
- From 2008-2012, he worked with Navegantes de Magallanes of the Venezuelan Winter League as the assistant athletic trainer and rehabilitation coordinator.
- In 2008 graduated as a physiotherapist in Arturo Michelena University in Venezuela.
- Jharvyn and his wife Mariley are expecting their first child.



★ FRANKLIN GALVEZ | STRENGTH COACH



- Begins his third year as a strength coach for the DSL Mets team.
- Has a Bachelor's Degree in CPR certification, power training/explosive training.
- Since 1999, he has worked as a Track and Field Instructor for the Dominican Army Track and Field team.
- Franklin, 35, and his son, Frankely (4/26/04), reside in San Pedro de Macoris in the Dominican Republic.



2012 DOMINICAN METS - 2

ALL-STARS:

STERLING AWARD WINNER:

Vincente Lupo (OF)

BATTERS	AVG	G	AB	R	H	2B	3B	HR	RBI	SH	SF	HBP	BB	IBB	SO	SB	CS	DP	---GAMES BY POSITION---															
																			GI	SLG	OBP	1B	2B	3B	SS	OF	C	E						
Abreu, Adrian	.295	66	224	55	66	5	1	6	44	4	4	5	45	1	26	30	6	6	.406	.417	34	0	0	0	7	27	10							
Canelon, Leon	.302	56	189	36	57	9	2	1	16	12	1	2	16	0	41	11	5	2	.386	.361	0	35	13	12	0	0	9							
Caraballo, Oswald	.297	66	222	33	66	14	0	1	33	8	2	4	27	0	21	10	6	8	.374	.380	0	0	0	0	64	0	1							
Figuera, Jose	.194	14	31	3	6	1	1	0	3	1	0	1	3	0	8	2	1	0	.290	.286	0	0	0	0	14	0	0							
Hilario, Manuel	.305	28	105	23	32	9	3	2	24	0	1	4	16	0	18	12	2	1	.505	.413	14	6	0	0	4	0	2							
Liriano, Victor	.189	14	37	1	7	0	0	0	2	3	0	0	2	0	12	1	1	3	.189	.231	0	0	0	0	13	0	2							
Lupo, Vicente	.343	65	204	58	70	18	3	10	45	1	0	18	46	3	45	12	7	2	.608	.500	0	0	0	0	54	0	7							
Maracaro, Alvin	.129	15	31	8	4	0	0	0	1	1	0	3	7	0	6	4	0	2	.129	.341	0	12	0	0	0	0	3							
Maria, Jose	.128	16	39	6	5	1	0	0	8	1	3	1	7	2	12	1	0	1	.154	.260	3	0	0	0	0	4	1							
Mora, John*	.241	26	83	15	20	3	0	0	7	3	1	4	11	0	17	2	4	0	.277	.354	0	0	0	0	25	0	0							
Ortega, Luis	.127	37	55	11	7	2	1	0	4	2	1	6	9	0	10	5	3	2	.200	.310	16	0	0	0	8	2	1							
Ramos, Natanuel	.179	18	39	3	7	2	0	0	6	0	1	0	5	0	13	0	0	1	.231	.267	0	0	0	0	15	0								
Reyes, Alfredo	.232	62	237	30	55	10	1	0	26	3	4	2	17	0	49	9	3	4	.283	.285	0	0	0	0	62	0	18							
Rodriguez, Dion	.242	49	161	17	39	8	1	1	22	2	2	8	19	0	34	7	3	2	.323	.347	0	0	0	0	0	37	7							
Rodriguez, Jean#	.246	19	57	8	14	2	0	0	5	0	0	0	11	1	13	2	2	1	.281	.368	0	16	3	0	0	0	6							
Rojas, Hengelbert	.256	24	90	14	23	8	0	2	20	0	0	4	6	0	23	2	3	1	.411	.330	0	0	0	0	24	0	2							
Rondon, Pedro	.215	38	135	28	29	5	0	0	11	2	3	2	22	0	23	5	3	1	.252	.327	0	15	0	0	23	0	1							
Sanchez, Elvis	.248	47	149	28	37	12	2	4	21	1	0	5	19	0	53	4	2	1	.436	.353	22	0	1	0	0	0	7							
Urena, Jhoan#	.279	64	262	37	73	15	3	4	34	0	4	2	20	1	46	12	3	7	.405	.330	0	0	61	0	0	0	17							
Team Total	.263	70	2350	414	617	124	18	31	332	44	27	71	308	8	470	131	54	45	.370	.361					123									

PITCHERS	W-L	ERA	G	GS	CG	SHO	GF	SV	IP	H	AB	TBF	R	ER	HR	HB	BB	IBB	SO	BK	WP
Acosta, Octavio	0-0	0.00	1	0	0	0	0	0	4.0	2	13	14	1	0	0	0	1	0	4	0	0
Almonte, Gaby	1-1	3.63	6	5	0	0	1	1	22.1	20	80	93	11	9	0	1	10	0	12	0	0
Alvarez, Jean	0-0	5.68	7	0	0	0	1	0	6.1	10	28	34	5	4	1	1	5	0	6	1	1
Berihuete, Emmanuel	1-0	9.75	11	0	0	0	6	0	12.0	13	44	61	13	13	1	1	14	0	7	0	4
Canelon, Kevin	1-1	2.95	14	14	0	0	0	0	55.0	37	204	230	21	18	2	5	20	0	40	0	5
Carreno, Luis	2-1	7.94	7	0	0	0	0	0	17.0	24	66	79	16	15	1	1	8	0	13	2	0
Celas, Jose	1-0	0.93	5	0	0	0	1	0	9.2	7	33	42	1	1	0	2	5	0	12	1	1
Celis, Jorge	2-1	5.60	14	2	0	0	1	0	27.1	28	104	126	18	17	2	3	16	2	23	0	8
Coronado, Carlos	2-1	2.63	11	0	0	0	9	5	13.2	13	49	57	5	4	0	2	2	0	5	1	1
Crisnacht, Nabil	1-0	7.36	6	0	0	0	1	0	7.1	7	22	33	6	6	1	3	3	0	6	1	1
Encarnacion, Jose	0-3	15.53	8	5	0	0	0	0	13.1	12	48	83	27	23	1	6	27	0	10	2	13
Feliz, Gabriel	0-1	2.08	9	0	0	0	3	1	8.2	7	30	40	2	2	1	1	7	2	5	0	0
German, Audry	3-2	5.47	11	1	0	0	3	1	24.2	22	89	117	16	15	1	5	19	3	20	0	6
Gonzalez, Marcos	2-1	2.35	12	0	0	0	9	2	15.1	13	59	62	6	4	2	0	2	0	9	0	0
Gonzalez, Yoan	2-1	2.57	14	14	0	0	0	0	66.2	53	238	275	31	19	0	6	24	1	65	0	6
Lugo, Jesus	4-3	3.61	18	3	0	0	4	1	47.1	40	170	196	23	19	0	3	21	1	49	0	5
Marte, Juan	2-0	1.42	6	4	0	0	0	0	19.0	16	64	79	5	3	0	1	11	0	8	0	0
Martinez, Wimbirt	5-2	2.95	16	6	0	0	5	1	61.0	58	217	243	21	20	1	1	19	0	43	0	3
Molina, Marcos	3-0	3.27	5	5	0	0	0	0	22.0	16	82	90	8	8	0	1	6	0	21	0	4
Montero, Randi	0-1	4.50	5	0	0	0	0	0	10.0	8	37	43	5	5	0	1	5	0	6	0	2
Nuez, Yoryi	2-1	2.20	6	6	0	0	0	0	28.2	22	102	118	12	7	1	4	11	0	20	0	7
Olivo, Aneury	1-3	7.36	15	0	0	0	7	4	22.0	25	82	107	22	18	0	3	18	1	19	0	4
Reina, Richard	1-1	8.18	10	0	0	0	4	1	11.0	6	35	57	10	10	1	1	19	1	11	2	4
Rodriguez, Euner	0-0	9.88	11	0	0	0	6	1	13.2	15	55	76	17	15	3	4	16	0	15	0	3
Rodriguez, Jhoaniker	3-1	4.26	12	0	0	0	1	0	19.0	19	77	100	16	9	0	1	19	4	18	0	2
Rodriguez, Miguel	0-0	0.00	1	0	0	0	0	0	1.0	0	3	3	0	0	0	0	0	0	1	0	0
Rodriguez, Ramon	3-1	2.20	18	5	0	0	4	2	49.0	42	182	206	24	12	0	3	15	0	28	0	5
Rodriguez, Waldo	2-0	5.02	7	0	0	0	2	2	14.1	12	54	65	8	8	0	2	8	0	12	0	0
Solano, Yoseibis	0-0	16.87	4	0	0	0	2	0	2.2	5	12	16	5	5	1	1	2	0	2	0	1
Team Total	44-26	4.14	70	70	0	2	70	22	624.0	552	2279	2745	355	287	20	63	333	15	490	10	86

* = left-handed batter

= switch hitter



DOUBLEDAY/STERLING AWARDS

1982

TIDEWATER (AAA)	Brian Giles, 2B
JACKSON (AA)	Darryl Strawberry, OF & Jeff Bittiger, RHP
LYNCHBURG (A)	Jody Johnston, RHP
SHELBY (A)	John Christensen, OF
LITTLE FALLS (A)	Dave Cochrane, 3B & Jason Felice, OF
KINGSPORT (R)	Richard Diaz, 2B

1983

TIDEWATER (AAA)	Clint Hurdle, 3B
JACKSON (AA)	John Gibbons, C & Herm Winningham, OF
LYNCHBURG (A)	Lenny Dykstra, OF & Dwight Gooden, RHP
CAPITAL CITY (A)	Kevin Brown, LHP & Steve Springer, 2B
LITTLE FALLS (A)	Jeff Innis, RHP & Stanley Jefferson, OF
SARASOTA (R)	Marcus Lawton, SS

1984

TIDEWATER (AAA)	Wes Gardner, RHP
JACKSON (AA)	Calvin Schiraldi, RHP
LYNCHBURG (A)	Barry Lyons, C & Randy Myers, LHP
CAPITAL CITY (A)	Kyle Hartshorn, RHP
LITTLE FALLS (A)	Scott Little, OF & Mark Davis, RHP
KINGSPORT (R)	Shawn Abner, OF

1985

TIDEWATER (AAA)	Billy Beane, OF
JACKSON (AA)	Barry Lyons, C/1B
LYNCHBURG (A)	Shawn Abner, OF & Kyle Hartshorn, RHP
CAPITAL CITY (A)	Marcus Lawton, OF
LITTLE FALLS (A)	Brian Givens, LHP
KINGSPORT (R)	Gregg Jefferies, SS

1986

TIDEWATER (AAA)	Dave Magadan, IF
JACKSON (AA)	Keith Miller, 2B
LYNCHBURG (A)	Gregg Jefferies, SS
CAPITAL CITY (A)	Kevin Armstrong, RHP & Joaquin Contreras, OF
LITTLE FALLS (A)	Pete Bauer, RHP
KINGSPORT (R)	Juan Marina, RHP

1987

TIDEWATER (AAA)	Randy Milligan, IF
JACKSON (AA)	Gregg Jefferies, IF
LYNCHBURG (A)	Todd Welborn, RHP
CAPITAL CITY (A)	Robbie Hernandez, LHP
LITTLE FALLS (A)	Steve Newton, RHP
KINGSPORT (R)	Alex Diaz, SS

1988

TIDEWATER (AAA)	Phil Lombardi, C & Dave West, LHP
JACKSON (AA)	Blaine Beatty, LHP
ST. LUCIE (A)	Tim Bogar, SS & Kevin Brown, LHP
CAPITAL CITY (A)	Mike Miller, RHP
LITTLE FALLS (A)	Dale Plummer, RHP
KINGSPORT (R)	Vince Zawaski, 1B & Dan Furmanik, RHP

1989

TIDEWATER (AAA)	Tom O'Malley, IF
JACKSON (AA)	Julio Valera, RHP & Zoiolo Sanchez, OF
ST. LUCIE (A)	Chris Donnels, IF
CAPITAL CITY (A)	Todd Hundley, C
PITTSFIELD (A)	Greg Langbehn, LHP & Chris Butterfield, IF
KINGSPORT (R)	James Harris, C
SARASOTA (R)	Butch Huskey, IF

1990

TIDEWATER (AAA)	Kelvin Torve, IF
JACKSON (AA)	Anthony Young, RHP
ST. LUCIE (A)	Nicko Riesgo, 1B
CAPITAL CITY (A)	Tim Howard, IF & Tito Navarro, IF
PITTSFIELD (A)	Jeromy Burnitz, OF
KINGSPORT (R)	Aaron Ledesma, IF & Omar Garcia, 1B
SARASOTA (R)	Jerome Tolliver, OF

1991

TIDEWATER (AAA)	Chris Donnels, IF
WILLIAMSPORT (AA)	Jeromy Burnitz, OF
ST. LUCIE (A)	Julian Vasquez, RHP
CAPITAL CITY (A)	Butch Huskey, IF & Jose Martinez, RHP
PITTSFIELD (A)	Randy Curtis, OF
KINGSPORT (R)	Ricky Otero, OF
SARASOTA (R)	Edgardo Alfonzo, IF

1992

TIDEWATER (AAA)	Steve Springer, IF
JACKSON (AA)	Bobby Jones, RHP
ST. LUCIE (A)	Fernando Vina, IF
CAPITAL CITY (A)	Quilvio Veras, IF
PITTSFIELD (A)	Edgardo Alfonzo, IF
KINGSPORT (R)	Don White, OF
GULF COAST (R)	Rafael Guerrero, OF

1993

NORFOLK (AAA)	Bobby Jones, RHP
BINGHAMTON (AA)	Butch Huskey, 3B
ST. LUCIE (A)	Randy Curtis, OF
CAPITAL CITY (A)	Guillermo Garcia, C
PITTSFIELD (A)	Mike Welch, RHP
KINGSPORT (R)	Cesar Diaz, C
GULF COAST (R)	Joe Atwater, LHP



1994

NORFOLK (AAA)	Aaron Ledesma, SS
BINGHAMTON (AA)	Rickey Otero, OF
ST. LUCIE (A)	Rey Ordoñez, SS
CAPITAL CITY (A)	Randy Warner, OF
PITTSFIELD (A)	Jay Payton, OF
KINGSPORT (R)	Jesus Sanchez, LHP
GULF COAST (R)	Jose Lopez, 3B

1995

NORFOLK (AAA)	Butch Huskey, IF & Jason Isringhausen, RHP
BINGHAMTON (AA)	Jay Payton, OF & Eric Ludwick, RHP
ST. LUCIE (A)	Sandy Pichardo, SS
CAPITAL CITY (A)	Sean Johnston, LHP
PITTSFIELD (A)	Fletcher Bates, OF & Robert Daly, IF
KINGSPORT (R)	Jerrold Patterson, IF & Jeramie Simpson, OF
GULF COAST (R)	Octavio Dotel, RHP

1996

NORFOLK (AAA)	Derek Wallace, RHP
BINGHAMTON (AA)	Chris Saunders, INF
ST. LUCIE (A)	Scott Hunter, OF & Arnold Gooch, RHP
CAPITAL CITY (A)	Nelson Figueroa, RHP
PITTSFIELD (A)	Corey Erickson, INF
KINGSPORT (R)	Pee Wee Lopez, C
GULF COAST (R)	Ray Lovingood, LHP

1997

NORFOLK (AAA)	Roberto Petagine, IB
BINGHAMTON (AA)	Tate Seefried, IB & Jesus Sanchez, LHP
ST. LUCIE (A)	Fletcher Bates, OF
CAPITAL CITY (A)	Danny Ramirez, OF & Grant Roberts, RHP
PITTSFIELD (A)	Scott Comer, LHP
KINGSPORT (R)	Maurice Bruce, IF/OF
GULF COAST (R)	Endy Chavez, OF

1998

NORFOLK (AAA)	Jeff Tam, RHP
BINGHAMTON (AA)	Scott Hunter, OF
ST. LUCIE (A)	Kenny Pumphrey, RHP
CAPITAL CITY (A)	Alex Escobar, OF & Kevin Dougherty, LHP
PITTSFIELD (A)	Allen Dina, OF
KINGSPORT (R)	Yon German, LHP
GULF COAST (R)	Alfredo Garcia, OF

1999

NORFOLK (AAA)	Todd Haney, IF
BINGHAMTON (AA)	Jason Tyner, OF
ST. LUCIE (A)	Dicky Gonzalez, RHP
CAPITAL CITY (A)	Earl Snyder, IF
PITTSFIELD (A)	Rodney Nye, IF
KINGSPORT (R)	Gil Velazquez, IF
GULF COAST (R)	Orlando Roman, RHP

2000

NORFOLK (AAA)	Timo Perez, OF
BINGHAMTON (AA)	Alex Escobar, OF
ST. LUCIE (A)	Earl Snyder, IF
CAPITAL CITY (A)	Marvin Seale, OF
PITTSFIELD (A)	Chris Basak, IF
KINGSPORT (R)	Chad Bowen, RHP

2001

NORFOLK (AAA)	Pete Walker, RHP
BINGHAMTON (AA)	Rob Stratton, OF
ST. LUCIE (A)	Billy Traber, LHP
CAPITAL CITY (A)	Craig Brazell, IB & Jose Reyes, IF
BROOKLYN (A)	Ross Peebles, LHP & Jay Caligiuri, IB
KINGSPORT (R)	Justin Huber, C

2002

STERLING PLAYER OF THE YEAR	Jose Reyes, IF
STERLING PITCHER OF THE YEAR	David Mattox, RHP
NORFOLK (AAA)	Marco Scutaro, IF
BINGHAMTON (AA)	Prentice Redman, OF
ST. LUCIE (A)	Craig Brazell, IB
CAPITAL CITY (A)	Justin Huber, C & David Wright, 3B
BROOKLYN (A)	Kevin Deaton, RHP
KINGSPORT (R)	Jamar Hill, OF

2003

STERLING PLAYER OF THE YEAR	Mike Jacobs, C
STERLING PITCHER OF THE YEAR	Matt Peterson, RHP
NORFOLK (AAA)	Jeremy Griffiths, RHP
BINGHAMTON (AA)	Rodney Nye, 3B
ST. LUCIE (A)	David Wright, 3B
CAPITAL CITY (A)	Aaron Baldiris, 3B
BROOKLYN (A)	Ian Bladergroen, IB
KINGSPORT (R)	Tyler Davidson, OF

2004

STERLING PLAYER OF THE YEAR	David Wright, IF
STERLING PITCHER OF THE YEAR	Yusmeiro Petit, RHP
STERLING ROOKIE OF THE YEAR	Lastings Milledge, OF
NORFOLK (AAA)	Victor Diaz, OF
BINGHAMTON (AA)	Angel Pagan, OF
ST. LUCIE (A)	Brett Harper, IF
CAPITAL CITY (A)	Blake Whealy, IF
BROOKLYN (A)	Ambiorix Concepcion, OF
KINGSPORT (R)	Jesus Gamero, OF
GULF COAST (R)	Jesus Flores, C

2005

STERLING PLAYER OF THE YEAR	Mike Jacobs, IF/C
STERLING PITCHER OF THE YEAR	Brian Bannister, RHP
NORFOLK (AAA)	Jason Scobie, RHP
BINGHAMTON (AA)	Anderson Hernandez, IF
ST. LUCIE (A)	Andy Wilson, IB
HAGERSTOWN (A)	Carlos Gomez, OF
BROOKLYN (A)	Joe Holden, OF
KINGSPORT (R)	Matt Anderson, 3B
GULF COAST (R)	Emmanuel Garcia, SS

2006

STERLING PLAYER OF THE YEAR	Mike Carp, IB
STERLING PITCHER OF THE YEAR	Mike Devaney, RHP
NORFOLK (AAA)	Lastings Milledge, OF
BINGHAMTON (AA)	Michel Abreu, IB & Carlos Gomez, OF
ST. LUCIE (A)	Jesus Flores, C
HAGERSTOWN (A)	Fernando Martinez, OF & Jonathon Niese, LHP
BROOKLYN (A)	Dustin Martin, OF
KINGSPORT (R)	Emmanuel Garcia, IF
GULF COAST (R)	Josh Stinson, RHP
DOMINICAN SUMMER LEAGUE (R)	Greg Veloz, IF
VENEZUELAN SUMMER LEAGUE (R)	Gabriel Zavala, OF

2007

STERLING PLAYER OF THE YEARAnderson Hernandez, IF
STERLING PITCHER OF THE YEARKevin Mulvey, RHP
NEW ORLEANS (AAA)Willie Collazo, LHP
BINGHAMTON (AA)Carlos Muniz, RHP
ST. LUCIE (A)Dan Murphy, 3B
SAVANNAH (A)Brahiam Maldonado, OF
BROOKLYN (A)Dylan Owen, RHP
KINGSPORT (R)Jose Jimenez, 3B
GULF COAST (R)Ezequiel Carrera, OF
DOMINICAN SUMMER LEAGUE (R)Pedro Zapata, OF
VENEZUELAN SUMMER LEAGUE (R)Ruben Tejada, SS

2008

STERLING CO-PLAYERS OF THE YEARDaniel Murphy, IF & Nick Evans, IF
STERLING PITCHER OF THE YEARJonathon Niese, LHP
NEW ORLEANS (AAA)Brian Stokes, RHP
BINGHAMTON (AA)Mike Carp, 1B
ST. LUCIE (A)Dillon Gee, RHP
SAVANNAH (A)Gregory Veloz, 2B
BROOKLYN (A)Brad Holt, RHP
KINGSPORT (R)Wilmer Flores, SS
GULF COAST (R)Jefrey Marte, 3B
DOMINICAN SUMMER LEAGUE (R)Gonzalez Germen, RHP
VENEZUELAN SUMMER LEAGUE (R)Jhonathan Torres, LHP

2009

STERLING PLAYER OF THE YEARIke Davis, 1B
STERLING PITCHER OF THE YEARJeurys Familia, RHP
BUFFALO (AAA)Jesus Feliciano, OF
BINGHAMTON (AA)Josh Thole, C
ST. LUCIE (A)Kirk Nieuwenhuis, OF
SAVANNAH (A)Robert Carson, LHP
BROOKLYN (A)Mark Cohoon, LHP
KINGSPORT (R)Jeff Flag, 1B
GULF COAST (R)Julio Concepcion, OF
DOMINICAN SUMMER LEAGUE (R)Alexander Sanchez, 1B
VENEZUELAN SUMMER LEAGUE (R)Andres Perez, OF

2010

STERLING PLAYER OF THE YEARLucas Duda, OF
STERLING PITCHER OF THE YEARMark Cohoon, LHP
BUFFALO (AAA)Dillon Gee, RHP
BINGHAMTON (AA)Kirk Nieuwenhuis, OF
ST. LUCIE (A)Wilmer Flores, INF
SAVANNAH (A)Cesar Puello, OF
BROOKLYN (A)Darrell Ceciliani, OF
KINGSPORT (R)Aderlin Rodriguez, INF
GULF COAST (R)Domingo Tapia, RHP
DOMINICAN SUMMER LEAGUE-1 (R)Eudy Pina, OF
DOMINICAN SUMMER LEAGUE-2 (R)Hector Alvarez, C

2011

STERLING PLAYER OF THE YEARJosh Satin, INF
STERLING PITCHER OF THE YEARDarin Gorski, LHP
BUFFALO (AAA)Chris Schwinden, RHP
BINGHAMTON (AA)Jeurys Familia, OF
ST. LUCIE (A)Matt Harvey, RHP
SAVANNAH (A)Angel Cuan, LHP
BROOKLYN (A)Danny Muno, INF
KINGSPORT (R)Cam Maron, C
GULF COAST (R)Rafael Montero, RHP
DOMINICAN SUMMER LEAGUE-1 (R)Maika De La Cruz, OF
DOMINICAN SUMMER LEAGUE-2 (R)Persio Reyes, RHP

2012

STERLING PLAYER OF THE YEARWilmer Flores, INF
STERLING PITCHER OF THE YEARRafael Montero, RHP
BUFFALO (AAA)Matt Harvey, RHP
BINGHAMTON (AA)Zack Wheeler, RHP
ST. LUCIE (A)Alonso Harris, INF
SAVANNAH (A)Michael Fulmer, RHP
BROOKLYN (A)Hansel Robles, RHP
KINGSPORT (R)Miler Diaz, RHP
DOMINICAN SUMMER LEAGUE-1 (R)Yoryi Nuez, RHP
DOMINICAN SUMMER LEAGUE-2 (R)Vicente Lupo, OF


DOMINICAN BASEBALL ACADEMY

The New York Mets Dominican Baseball Academy opened in the summer of 2008 and provides the Mets a permanent presence in the Dominican Republic. Built on over 37 acres of land, the academy features three full fields (including a replica Citi Field), one half-field, four large batting tunnels, a spacious weight room, a clubhouse and training room facilities.

Players and coaches live in a modern dormitory style building that can house up to 64 permanent players, 20 try-out players, and coaches. There is also two classrooms and a computer lab that is utilized to hold high school level courses and English classes so that players have access to education while living at the complex.

To entertain players in their time between the ball field and the classroom, there are lounges equipped with televisions, video games, ping-pong tables and pool tables. In addition to these activities the complex also is a home to a Little League field, a driving range, tennis courts and a swimming pool.





ALL THE ANALYSIS

They've played the game and covered it for years.
They're the analysts of MLB Network® delivering baseball's best lineup.

All the live games four nights a week.

All the live coverage seven nights a week on MLB TONIGHT™

All the characters of the game on INTENTIONAL TALK™

All the spirited debates about the hottest topics on MLB NOW™.

Together, they bring you OUR NATIONAL PASTIME ALL THE TIME®.



OUR NATIONAL PASTIME
ALL THE TIME®



To find MLB Network in your area, log on to mlbnetwork.com

© 2013 Major League Baseball Properties, Inc. All rights reserved. All MLB marks used with permission.



MINOR LEAGUE PLAYERS

★ ABREU, ADRIAN | CATCHER

HEIGHT: 6'0"

WEIGHT: 185

BATS: Right

THROWS: Right

BORN: 6/14/91, Boca Chica, Dominican Republic

RESIDES: Boca Chica, Dominican Republic

HOW OBTAINED/SIGNING SCOUT: Signed as a non-drafted free agent in 2010/Rafael Perez, Ismael Cruz & Marciano Alvarez

DATE OF FIRST CONTRACT: 3/4/10

YR	CLUB	AVG	G	AB	R	H	2B	3B	HR	RBI	SH	SF	HB	BB	SO	SB	CS	E
10	DSL Mets2 (R)	.228	20	57	9	13	5	0	0	7	0	1	1	6	8	4	0	2
11	DSL Mets1 (R)	.203	44	123	18	25	4	2	2	15	3	1	3	23	26	5	5	4
12	DSL Mets2 (R)	.295	66	224	55	66	5	1	6	44	4	4	5	45	26	30	6	10
Minor League Totals		.257	130	404	82	104	14	3	8	66	7	6	9	74	60	39	11	16

★ ACOSTA, OCTAVIO | RIGHANDED PITCHER

HEIGHT: 6'0"

WEIGHT: 165

BATS: Right

THROWS: Right

BORN: 3/8/90, Sinola, Mexico

RESIDES: Sinola, Mexico

HOW OBTAINED/SIGNING SCOUT: Signed as a non-drafted free agent in 2010/Rafael Perez, Ismael Cruz & Gabriel Lowe

DATE OF FIRST CONTRACT: 2/16/10

YR	CLUB	W-L	ERA	G	GS	CG	SHO	SV	IP	H	R	ER	HR	HB	BB	SO	WP	BK
10	DSL Mets1 (R)	2-2	4.83	17	0	0	0	0	31.2	40	17	17	4	7	15	31	6	0
11									Did Not Play									
12	DSL Mets1 (R)	0-1	2.84	3	3	0	0	0	6.1	5	3	2	0	0	3	3	0	0
	DSL Mets2 (R)	0-0	0.00	1	0	0	0	0	4.0	2	1	0	0	0	1	4	0	0
Minor League Totals		2-3	4.07	21	3	0	0	0	42.0	47	21	19	4	7	19	38	6	0

★ ALLEN, KYLE | RIGHANDED PITCHER

HEIGHT: 6'3"

WEIGHT: 190

BATS: Right

THROWS: Right

BORN: 2/12/90, Riverview, FL

RESIDES: Riverview, FL

HOW OBTAINED/SIGNING SCOUT: Mets 24th round pick in 2008/Les Parker

DATE OF FIRST CONTRACT: 6/7/08

HIGH SCHOOL: The Pendleton School

YR	CLUB	W-L	ERA	G	GS	CG	SHO	SV	IP	H	R	ER	HR	HB	BB	SO	WP	BK
08	GCL Mets (R)	1-1	2.12	11	5	0	0	2	34.0	24	13	8	1	3	10	45	1	0
09	Savannah (A)	9-6	3.45	25	19	0	0	2	125.1	109	57	48	8	11	51	111	10	2
10	St. Lucie (A)	6-8	5.24	21	19	0	0	0	101.1	106	67	59	6	12	54	53	10	0
11	St. Lucie (A)	6-11	6.28	26	20	1	0	0	106.0	131	87	74	9	5	59	74	17	0
12	St. Lucie (A)	2-0	4.18	23	3	0	0	0	56.0	58	33	26	5	3	12	39	3	0
Minor League Totals		24-26	4.58	106	66	1	0	4	422.2	428	257	215	29	34	186	322	41	2

★ ALMEIDA, ADRIAN | LEFTHANDED PITCHER

HEIGHT: 6'0"

WEIGHT: 150

BATS: Left

THROWS: Left

BORN: 2/25/95, Puerto Cabello, Venezuela
Venezuela

RESIDES: Tucacas,

HOW OBTAINED/SIGNING SCOUT: Signed as a non-drafted free agent in 2012/Hector Rincones

DATE OF FIRST CONTRACT: 1/24/12

YR	CLUB	W-L	ERA	G	GS	CG	SHO	SV	IP	H	R	ER	HR	HB	BB	SO	WP	BK
12	DSL Mets1 (R)	0-3	2.50	12	12	0	0	0	39.2	35	14	11	0	3	24	33	3	1



★ **ALMONTE, GABY** | RIGHTHANDED PITCHER**HEIGHT:** 6'0"**WEIGHT:** 185**BATS:** Right**THROWS:** Right**BORN:** 8/15/92, Santo Domingo, Dominican Republic**RESIDES:** Santo Domingo, Dominican Republic**HOW OBTAINED/SIGNING SCOUT:** Signed as a non-drafted free agent in 2010/Rafael Perez, Ismael Cruz, Sandy Rosario & Luis Scheker**DATE OF FIRST CONTRACT:** 7/8/10

YR	CLUB	W-L	ERA	G	GS	CG	SHO	SV	IP	H	R	ER	HR	HB	BB	SO	WP	BK
11	DSL Mets2 (R)	0-4	2.93	9	9	1	0	0	40.0	38	20	13	0	4	14	29	7	2
	DSL Mets1 (R)	1-0	3.38	4	0	0	0	1	8.0	4	4	3	0	0	5	5	1	0
12	DSL Mets1 (R)	1-3	1.52	10	0	0	0	0	29.2	25	17	5	0	2	15	24	2	0
	DSL Mets2 (R)	1-1	3.63	6	5	0	0	1	22.1	20	11	9	0	1	10	12	0	0
Minor League Totals		3-8	2.70	29	14	1	0	2	100.0	87	52	30	0	7	44	70	10	2

★ **ALMONTE, YOHAN** | RIGHTHANDED PITCHER**HEIGHT:** 6'1"**WEIGHT:** 150**BATS:** Right**THROWS:** Right**BORN:** 11/9/89, Sabana de la Mar, Dominican Republic**RESIDES:** Sabana de la Mar, Dominican Republic**HOW OBTAINED/SIGNING SCOUT:** Signed as a non-drafted free agent in 2007/Ismael Cruz, Juan Mercado & Marciano Alvarez**DATE OF FIRST CONTRACT:** 9/17/07**CAREER HIGHLIGHTS****2010**—Started the New York-Penn League All-Star Game for the National League team...Led the NYPL in ERA and IP.

YR	CLUB	W-L	ERA	G	GS	CG	SHO	SV	IP	H	R	ER	HR	HB	BB	SO	WP	BK
08	DSL Mets (R)	3-3	2.95	14	9	0	0	2	61.0	59	29	20	2	3	23	55	11	0
09	GCL Mets (R)	1-0	1.37	5	5	0	0	0	19.2	17	5	3	0	0	2	20	1	0
	Kingsport (R)	3-1	4.40	8	8	0	0	0	43.0	46	21	21	3	2	8	37	2	0
10	Brooklyn (A)	8-4	1.91	15	15	1	1	0	89.2	68	28	19	1	3	15	60	6	0
11	Savannah (A)	8-8	3.91	24	23	1	0	0	122.0	115	62	53	15	5	27	83	8	1
12	St. Lucie (A)	7-5	6.57	19	17	0	0	1	86.1	106	68	63	4	8	21	57	11	2
	Savannah (A)	0-3	9.45	3	3	0	0	0	13.1	17	14	14	5	0	8	7	0	0
Minor League Totals		30-24	3.99	88	80	2	1	3	435.0	428	227	193	30	21	104	319	39	3

★ **ALVAREZ, DARIO** | LEFTHANDED PITCHER**HEIGHT:** 6'1"**WEIGHT:** 171**BATS:** Left**THROWS:** Left**BORN:** 1/17/89, Santiago, Dominican Republic**RESIDES:** Santiago, Dominican Republic**HOW OBTAINED/SIGNING SCOUT:** Signed as a non-drafted free agent in 2013/Sal Agostinelli & Wil Tejada (Philadelphia)**DATE OF FIRST CONTRACT:** 1/8/07

YR	CLUB	W-L	ERA	G	GS	CG	SHO	SV	IP	H	R	ER	HR	HB	BB	SO	WP	BK
07	DSL Phillies (R)	1-3	4.46	11	8	0	0	0	36.1	22	21	18	0	1	29	50	5	1
08	DSL Phillies (R)	4-2	3.23	18	5	0	0	2	53.0	44	21	19	1	0	24	51	8	0
09	DSL Phillies (R)	3-4	2.59	14	13	2	1	0	83.1	80	34	24	0	1	20	79	11	0
Minor League Totals		8-9	3.18	43	26	2	1	2	172.2	146	76	61	1	2	73	180	24	1

★ **ALVAREZ, JEAN** | RIGHTHANDED PITCHER**HEIGHT:** 6'1"**WEIGHT:** 152**BATS:** Right**THROWS:** Right**BORN:** 5/1/95, Estado Sucre, Venezuela**RESIDES:** Estado Sucre, Venezuela**HOW OBTAINED/SIGNING SCOUT:** Signed as a non-drafted free agent in 2011/Rafael Perez, Ismael Cruz & Jose Contreras**DATE OF FIRST CONTRACT:** 7/11/11

YR	CLUB	W-L	ERA	G	GS	CG	SHO	SV	IP	H	R	ER	HR	HB	BB	SO	WP	BK
12	DSL Mets1 (R)	1-0	1.54	10	0	0	0	0	11.2	10	5	2	1	1	3	7	1	0
	DSL Mets2 (R)	0-0	5.68	7	0	0	0	0	6.1	10	5	4	1	1	5	6	1	1
Minor League Totals		1-0	3.00	17	0	0	0	0	18.0	20	10	6	2	2	8	13	2	1

★ **ARIAS, EUCEBIO** | RIGHTHANDED PITCHER

HEIGHT: 6'1" **WEIGHT:** 173
BORN: 9/20/94, San Cristobal, Dominican Republic
HOW OBTAINED/SIGNING SCOUT: Signed as a non-drafted free agent in 2012/Daurys Nin & Gerardo Cabrera

DATE OF FIRST CONTRACT: 10/11/12

BATS: Right **THROWS:** Right
RESIDES: San Cristobal, Dominican Republic

YR	CLUB	W-L	ERA	G	GS	CG	SHO	SV	IP	H	R	ER	HR	HB	BB	SO	WP	BK
12																		

Signed for 2013

★ **ARIAS, MARTIRES** | RIGHTHANDED PITCHER

HEIGHT: 6'7" **WEIGHT:** 207
BORN: 11/10/90, Bani, Dominican Republic

HOW OBTAINED/SIGNING SCOUT: Signed as a non-drafted free agent in 2008/Ramon Pena, Ismael Cruz, & Franklin Taveras

DATE OF FIRST CONTRACT: 7/2/08

BATS: Right **THROWS:** Right
RESIDES: Bani, Dominican Republic

YR	CLUB	W-L	ERA	G	GS	CG	SHO	SV	IP	H	R	ER	HR	HB	BB	SO	WP	BK
09	DSL Mets (R)	0-0	4.13	16	0	0	0	0	24.0	21	21	11	1	3	21	19	7	0
10	DSL Mets1 (R)	6-5	3.15	16	15	0	0	0	68.2	52	33	24	0	15	22	35	10	1
11	GCL Mets (R)	0-1	7.71	11	0	0	0	0	14.0	19	14	12	0	3	13	12	3	0
12	Kingsport (R)	2-2	2.76	12	0	0	0	0	16.1	17	11	5	2	0	8	18	5	0
Minor League Totals		8-8	3.81	55	15	0	0	0	123.0	109	79	52	3	21	64	84	25	1

★ **ATCHISON, SCOTT** | RIGHTHANDED PITCHER

MAJOR LEAGUE INVITE

★ **BALDONADO, ALBERTO** | LEFTHANDED PITCHER

HEIGHT: 6'2" **WEIGHT:** 160
BORN: 2/1/93, Colon, Panama

HOW OBTAINED/SIGNING SCOUT: Signed as a non-drafted free agent in 2009/Rafael Perez, Ismael Cruz & Alex Zapata

DATE OF FIRST CONTRACT: 9/21/09

BATS: Left **THROWS:** Left
RESIDES: Colon, Panama

YR	CLUB	W-L	ERA	G	GS	CG	SHO	SV	IP	H	R	ER	HR	HB	BB	SO	WP	BK
10	DSL Mets1 (R)	3-1	1.41	13	8	1	0	1	44.2	29	11	7	0	2	19	50	5	0
11	GCL Mets (R)	2-2	3.71	11	6	0	0	0	43.2	41	20	18	2	4	17	26	5	0
12	Kingsport (R)	0-2	6.75	6	2	0	0	0	12.0	8	9	9	0	1	12	10	5	0
Minor League Totals		5-5	3.05	30	16	1	0	1	100.1	78	40	34	2	7	48	86	15	0

★ **BAY, SHANE** | LEFTHANDED PITCHER

HEIGHT: 6'2" **WEIGHT:** 225
BORN: 2/29/92, Tulsa, OK

HOW OBTAINED/SIGNING SCOUT: Signed as a non-drafted free agent in 2011/Steve Gossett

DATE OF FIRST CONTRACT: 7/4/11

HIGH SCHOOL: Spencer HS (OK)

BATS: Left **THROWS:** Left
RESIDES: Sperry, OK

YR	CLUB	W-L	ERA	G	GS	CG	SHO	SV	IP	H	R	ER	HR	HB	BB	SO	WP	BK
11	GCL Mets (R)	1-0	3.27	7	0	0	0	0	11.0	13	4	4	0	1	4	8	0	0
12	Kingsport (R)	0-0	2.57	9	0	0	0	4	14.0	9	6	4	0	1	6	14	1	0
Minor League Totals		1-0	2.88	16	0	0	0	4	25.0	22	10	8	0	2	10	22	1	0

★ **BECERRA, WUILMER** | OUTFIELDER

HEIGHT: 6'4" **WEIGHT:** 190
BORN: 10/1/94, Caracas, Venezuela

HOW OBTAINED/SIGNING SCOUT: Acquired from Toronto on 12/17/12/Marco Paddy & Rafael Moncada (Toronto)

DATE OF FIRST CONTRACT: 7/3/11

BATS: Right **THROWS:** Right
RESIDES: Caracas, Venezuela

YR	CLUB	AVG	G	AB	R	H	2B	3B	HR	RBI	SH	SF	HB	BB	SO	SB	CS	E
12	GCL Blue Jays (R)	.250	11	32	5	8	4	0	0	4	0	1	2	4	7	0	1	0



★ BENNETT, HAMILTON | LEFTHANDED PITCHER

HEIGHT: 6'1"**WEIGHT:** 180**BATS:** Right**THROWS:** Left**BORN:** 6/26/88, Tega Cay, SC**RESIDES:** Tega Cay, SC**HOW OBTAINED/SIGNING SCOUT:** Mets 29th round pick in 2010/Erwin Bryant**DATE OF FIRST CONTRACT:** 6/15/10**HIGH SCHOOL:** Fort Mill HS**COLLEGE:** Tennessee Wesleyan College

CAREER HIGHLIGHTS

2010—Became the 20th player in NAIA history to throw a perfect game on May 1st vs. Virginia-Wise.

YR	CLUB	W-L	ERA	G	GS	CG	SHO	SV	IP	H	R	ER	HR	HB	BB	SO	WP	BK
10	Brooklyn (A)	2-2	3.49	19	0	0	0	0	28.1	27	13	11	1	1	9	24	0	0
11	St. Lucie (A)	0-0	3.00	1	0	0	0	0	3.0	4	1	1	0	1	0	1	0	0
11	Savannah (A)	2-0	1.83	34	0	0	0	14	54.0	30	12	11	1	0	15	56	3	0
12	St. Lucie (A)	7-2	2.55	41	0	0	0	0	60.0	51	29	17	3	3	17	54	3	0
Minor League Totals		11-4	2.48	95	0	0	0	14	145.1	112	55	40	5	5	41	135	6	0

★ BERIHUETE, ENMANUEL | RIGHANDED PITCHER

HEIGHT: 6'0**WEIGHT:** 160**BATS:** Right**THROWS:** Right**BORN:** 11/5/93, Bani, Dominican Republic**RESIDES:** Bani, Dominican Republic**HOW OBTAINED/SIGNING SCOUT:** Signed as a non-drafted free agent in 2011/Rafael Perez, Ismael Cruz, & Darius Nin**DATE OF FIRST CONTRACT:** 11/1/11

YR	CLUB	W-L	ERA	G	GS	CG	SHO	SV	IP	H	R	ER	HR	HB	BB	SO	WP	BK
12	DSL Mets2 (R)	1-0	9.75	11	0	0	0	0	12.0	13	13	13	1	1	14	7	4	0
	DSL Mets1 (R)	0-2	10.13	6	2	0	0	0	8.0	10	11	9	0	3	11	10	3	0
Minor League Totals		1-2	9.90	17	2	0	0	0	20.0	23	24	22	1	4	25	17	7	0

★ BERNAL, MICHAEL | OUTFIELDER

HEIGHT: 6'1"**WEIGHT:** 195**BATS:** Right**THROWS:** Right**BORN:** 12/27/91, Santo Domingo, Dominican Republic**RESIDES:** Santo Domingo, Dominican Republic**HOW OBTAINED/SIGNING SCOUT:** Signed as a non-drafted free agent in 2010/Rafael Perez, Ismael Cruz & Sandy Rosario**DATE OF FIRST CONTRACT:** 6/22/10

YR	CLUB	AVG	G	AB	R	H	2B	3B	HR	RBI	SH	SF	HB	BB	SO	SB	CS	E
10	DSL Mets2 (R)	.176	18	34	4	6	0	1	1	3	0	0	1	5	14	1	2	0
11	DSL Mets2 (R)	.274	67	215	44	59	7	5	11	36	1	1	7	37	68	17	11	8
12	Kingsport (R)	.294	5	17	6	5	2	0	1	6	0	0	0	5	9	0	1	1
Minor League Totals		.263	90	266	54	70	9	6	13	45	1	1	8	47	91	18	14	9

★ BIXLER, BRIAN | INFIELDER/OUTFIELDER

MAJOR LEAGUE INVITE

★ BLANCO, ROLGENIS | RIGHANDED PITCHER

HEIGHT: 6'0"**WEIGHT:** 160**BATS:** Right**THROWS:** Right**BORN:** 2/7/93, Miranda, Venezuela**RESIDES:** Miranda, Venezuela**HOW OBTAINED/SIGNING SCOUT:** Signed as a non-drafted free agent in 2010/Rafael Perez, Ismael Cruz & Jose Mota**DATE OF FIRST CONTRACT:** 9/10/10

YR	CLUB	W-L	ERA	G	GS	CG	SHO	SV	IP	H	R	ER	HR	HB	BB	SO	WP	BK
11	DSL Mets2 (R)	0-0	8.38	8	0	0	0	0	9.2	15	11	9	1	2	9	3	1	0
12	Did Not Play																	
Minor League Totals		3-1	4.68	22	1	0	0	0	42.1	44	32	22	6	5	25	39	8	1

★ **BONFE, JOSEPH** | INFELDER**HEIGHT:** 6'4"**WEIGHT:** 220**BATS:** Right**THROWS:** Right**BORN:** 12/28/87, St. Paul, MN**RESIDES:** Woodbury, MN**HOW OBTAINED/SIGNING SCOUT:** Mets 21st round pick in 2009/Doug Thurman**DATE OF FIRST CONTRACT:** 6/18/09**HIGH SCHOOL:** Cretin-Derham Hall**COLLEGE:** Sierre College(CA)**CAREER HIGHLIGHTS****2010**—New York-Penn League All-Star...Ranked fifth in the NYPL in average and second in hits; **2009**—Named First Team NATYCAA All-American; **2007**—Began his **COLLEGE** career at Creighton University

YR	CLUB	AVG	G	AB	R	H	2B	3B	HR	RBI	SH	SF	HB	BB	SO	SB	CS	E
09	Kingsport (R)	.327	40	156	29	51	12	0	3	19	0	0	8	19	32	3	2	10
	Brooklyn (A)	.091	6	11	1	1	0	0	0	0	0	0	1	2	3	0	0	0
10	Brooklyn (A)	.326	72	270	41	88	13	1	4	28	6	1	2	26	56	8	2	10
11	Savannah (A)	.254	85	303	37	77	11	1	3	28	7	1	3	26	67	8	0	10
12	Binghamton (AA)	.318	19	44	7	14	1	1	0	4	0	1	2	6	13	0	3	1
	St. Lucie (A)	.152	13	33	4	5	1	0	0	3	1	0	2	3	8	1	0	0
Minor League Totals		.289	235	817	119	236	38	3	10	82	14	3	18	82	179	20	7	31

★ **BOWMAN, MATTHEW** | RIGHANDED PITCHER**HEIGHT:** 6'0"**WEIGHT:** 165**BATS:** Right**THROWS:** Right**BORN:** 5/31/91, Chevy Chase, MD**RESIDES:** Chevy Chase, MD**HOW OBTAINED/SIGNING SCOUT:** Mets 13th round pick in 2012/Jim Thompson**DATE OF FIRST CONTRACT:** 6/9/12**HIGH SCHOOL:** St. Albans**COLLEGE:** Princeton

YR	CLUB	W-L	ERA	G	GS	CG	SHO	SV	IP	H	R	ER	HR	HB	BB	SO	WP	BK
12	Brooklyn (A)	2-2	2.45	12	1	0	0	3	29.1	26	9	8	1	1	2	30	1	0

★ **BOYD, JAYCE** | INFELDER**HEIGHT:** 6'3"**WEIGHT:** 200**BATS:** Right**THROWS:** Right**BORN:** 12/30/90, Cantonment, FL**RESIDES:** Cantonment, FL**HOW OBTAINED/SIGNING SCOUT:** Mets 6th round pick in 2012/Jim Bryant**DATE OF FIRST CONTRACT:** 6/25/12**HIGH SCHOOL:** Tate**COLLEGE:** Florida State

YR	CLUB	AVG	G	AB	R	H	2B	3B	HR	RBI	SH	SF	HB	BB	SO	SB	CS	E
12	Brooklyn (A)	.239	54	201	18	48	9	1	5	19	0	2	0	25	30	1	3	3

★ **BRADFORD, CHASEN** | RIGHANDED PITCHER**HEIGHT:** 6'1"**WEIGHT:** 185**BATS:** Right**THROWS:** Right**BORN:** 8/5/94, Henderson, NV**RESIDES:** Henderson, NV**HOW OBTAINED/SIGNING SCOUT:** Mets 35th round pick in 2011/Steve Nichols**DATE OF FIRST CONTRACT:** 6/11/11**HIGH SCHOOL:** Silverado**COLLEGE:** Central Florida

YR	CLUB	W-L	ERA	G	GS	CG	SHO	SV	IP	H	R	ER	HR	HB	BB	SO	WP	BK
11	Kingsport (R)	0-0	3.51	21	0	0	0	1	33.1	35	14	13	2	3	7	37	5	0
12	Savannah (A)	4-5	2.47	37	0	0	0	3	51.0	43	21	14	3	0	14	41	3	0
Minor League Totals		4-5	2.88	58	0	0	0	4	84.1	78	35	27	5	3	21	78	8	0

★ **BROCHERO, DOXON** | RIGHANDED PITCHER**HEIGHT:** 6'2"**WEIGHT:** 170**BATS:** Right**THROWS:** Right**BORN:** 3/7/94, Caracas, Venezuela**RESIDES:** Caracas, Venezuela**HOW OBTAINED/SIGNING SCOUT:** Signed as a non-drafted free agent in 2011/Rafael Perez, Ismael Cruz & Clifford

Nutter

DATE OF FIRST CONTRACT: 2/3/11

YR	CLUB	W-L	ERA	G	GS	CG	SHO	SV	IP	H	R	ER	HR	HB	BB	SO	WP	BK
11	DSL Mets2 (R)	0-0	45.00	3	0	0	0	0	1.0	1	5	5	0	1	6	1	1	0
12	Did Not Play																	



★ BROWN, ANDREW | OUTFIELDER

MAJOR LEAGUE INVITE

★ BROWN, BRANDON | INFILDER

HEIGHT: 6'3"

WEIGHT: 210

BATS: Right

THROWS: Right

BORN: 7/28/87, Cantonment, FL

RESIDES: Cantonment, FL

HOW OBTAINED/SIGNING SCOUT: Mets 22nd round pick in 2010/Tommy Jackson

DATE OF FIRST CONTRACT: 6/17/10

HIGH SCHOOL: J.M. Tate HS

COLLEGE: University of South Alabama

YR	CLUB	AVG	G	AB	R	H	2B	3B	HR	RBI	SH	SF	HB	BB	SO	SB	CS	E
10	Kingsport (R)	.209	47	153	12	32	12	0	0	14	2	0	2	9	24	9	4	19
11	Brooklyn (A)	.303	40	142	27	43	5	0	6	17	6	0	0	13	34	5	0	6
12	Savannah (A)	.222	91	329	47	73	18	2	5	34	4	4	5	34	81	12	8	14
Minor League Totals		.237	178	624	86	148	35	2	11	65	12	4	7	56	139	26	12	44

★ BUDGELL, MATTHEW | RIGHTHANDED PITCHER

HEIGHT: 6'2"

WEIGHT: 150

BATS: Right

THROWS: Right

BORN: 9/30/92, Beverly, MA

RESIDES: Irvine, CA

HOW OBTAINED/SIGNING SCOUT: Mets 10th round pick in 2011/Chris Becerra

DATE OF FIRST CONTRACT: 7/3/11

HIGH SCHOOL: Woodbridge, Irvine, CA

YR	CLUB	W-L	ERA	G	GS	CG	SHO	SV	IP	H	R	ER	HR	HB	BB	SO	WP	BK
11	GCL Mets (R)	0-1	5.74	7	2	0	0	0	15.2	18	11	10	0	4	5	10	3	0
12	Kingsport (R)	1-2	0.87	12	0	0	0	1	20.2	17	7	2	0	4	10	16	2	0
Minor League Totals		1-3	2.97	19	2	0	0	1	36.1	35	18	12	0	8	15	26	5	0

★ CAMARENA, MARCO | RIGHTHANDED PITCHER

HEIGHT: 6'3"

WEIGHT: 202

BATS: Right

THROWS: Right

BORN: 9/8/90, Culiacan, Mexico

RESIDES: Sinaloa, Mexico

HOW OBTAINED/SIGNING SCOUT: Signed as a non-drafted free agent in 2007/Ismael Cruz, Fred Mazuca & Jose Garcia

DATE OF FIRST CONTRACT: 9/11/07

YR	CLUB	W-L	ERA	G	GS	CG	SHO	SV	IP	H	R	ER	HR	HB	BB	SO	WP	BK
08	DSL Mets (R)	0-1	3.68	7	0	0	0	0	7.1	6	6	3	0	1	8	8	2	0
09	DSL Mets (R)	7-2	1.74	14	12	0	0	0	67.1	52	23	13	2	2	10	57	6	1
10	GCL Mets (R)	3-3	2.68	10	5	1	0	1	43.2	40	14	13	0	1	7	24	1	1
11	Brooklyn (A)	3-3	3.13	13	13	0	0	0	63.1	62	25	22	5	3	12	51	1	0
12	Savannah (A)	7-6	2.92	30	11	0	0	0	104.2	93	44	34	9	4	16	72	0	1
Minor League Totals		20-15	2.67	74	41	1	0	1	286.1	253	112	85	16	11	53	212	10	3

★ CAMINERO, FRANLY | LEFTHANDED PITCHER

HEIGHT: 5'11"

WEIGHT: 175

BATS: Left

THROWS: Left

BORN: 12/3/92, Santo Domingo, Dominican Republic

RESIDES: Monte Plata, Dominican Republic

HOW OBTAINED/SIGNING SCOUT: Signed as a non-drafted free agent in 2010/Rafael Perez, Ismael Cruz & Modesto Abreu

DATE OF FIRST CONTRACT: 9/22/10

YR	CLUB	W-L	ERA	G	GS	CG	SHO	SV	IP	H	R	ER	HR	HB	BB	SO	WP	BK
11	DSL Mets1 (R)	1-2	2.73	13	6	0	0	0	33.0	26	17	10	2	1	23	25	2	0
12	DSL Mets1 (R)	2-2	4.08	16	0	0	0	3	28.2	42	20	13	1	4	15	22	4	1
Minor League Totals		3-4	3.36	29	6	0	0	3	61.2	68	37	23	3	5	38	47	6	1

★ CAMPBELL, ERIC | INFIELDER

HEIGHT: 6'3"**WEIGHT:** 220**BATS:** Right**THROWS:** Right**BORN:** 4/9/87, Norwich, CT**RESIDES:** Norwich, CT**HOW OBTAINED/SIGNING SCOUT:** Mets eighth round pick in 2008/Art Pontarelli**DATE OF FIRST CONTRACT:** 6/8/08**HIGH SCHOOL:** Norwich Free Academy
lege**COLLEGE:** Boston Col-

CAREER HIGHLIGHTS

2012— Eastern League All-Star; **2010**—Named the Florida State League Player of the Week for the period ending May 10th.

YR	CLUB	AVG	G	AB	R	H	2B	3B	HR	RBI	SH	SF	HB	BB	SO	SB	CS	E
08	Brooklyn (A)	.260	66	215	27	56	9	0	4	28	4	2	6	28	41	1	2	6
09	Savannah (A)	.248	95	339	42	84	23	0	5	47	0	3	5	48	57	6	4	5
	St. Lucie (A)	.273	7	22	5	6	2	0	0	0	0	0	1	5	1	0	0	1
10	St. Lucie (A)	.335	46	170	37	57	14	1	4	20	1	1	3	21	22	2	5	4
	Binghamton (AA)	.279	50	179	26	50	11	0	6	30	4	2	2	12	32	1	0	6
	GCL Mets (R)	.273	3	11	1	3	1	0	0	1	0	0	0	0	1	1	0	0
11	Binghamton (AA)	.247	126	405	46	100	23	2	4	46	2	3	8	54	75	6	2	20
12	Binghamton (AA)	.297	115	394	53	117	25	2	9	50	2	5	6	58	76	10	5	2
Minor League Totals		.273	508	1735	237	473	108	5	32	222	13	16	31	226	305	27	18	44

★ CANELON, KEVIN | LEFTHANDED PITCHER

HEIGHT: 6'1"**WEIGHT:** 175**BATS:** Left**THROWS:** Left**BORN:** 1/16/94, Caracas, Venezuela**RESIDES:** Charallave, Venezuela**HOW OBTAINED/SIGNING SCOUT:** Signed as a non-drafted free agent in 2010/Rafael Perez, Ismael Cruz & Jose Mota**DATE OF FIRST CONTRACT:** 9/18/10

YR	CLUB	W-L	ERA	G	GS	CG	SHO	SV	IP	H	R	ER	HR	HB	BB	SO	WP	BK
11	DSL Mets2 (R)	1-2	7.08	11	1	0	0	0	20.1	25	19	16	0	5	16	24	2	0
12	DSL Mets2 (R)	1-1	2.95	14	14	0	0	0	55.0	37	21	18	2	5	20	40	5	0
Minor League Totals		2-3	4.06	25	15	0	0	0	75.1	62	40	34	2	10	36	64	7	0

★ CANELON, LEON | INFIELDER

HEIGHT: 5'11"**WEIGHT:** 150**BATS:** Right**THROWS:** Right**BORN:** 9/10/91, Barquisimeto, Venezuela**RESIDES:** Barquisimeto, Venezuela**HOW OBTAINED/SIGNING SCOUT:** Signed as a non-drafted free agent in 2010/Rafael Perez, Ismael Cruz & Hector Rincones**DATE OF FIRST CONTRACT:** 7/2/10

YR	CLUB	AVG	G	AB	R	H	2B	3B	HR	RBI	SH	SF	HB	BB	SO	SB	CS	E
11	DSL Mets2 (R)	.500	3	6	1	3	0	0	0	1	0	0	0	1	0	1	0	0
	DSL Mets1 (R)	.260	37	100	18	26	2	0	0	4	2	1	1	10	22	3	2	12
12	DSL Mets2 (R)	.302	56	189	36	57	9	2	1	16	12	1	2	16	41	11	5	9
Minor League Totals		.292	96	295	55	86	11	2	1	21	14	2	3	27	63	15	7	21

★ CARABALLO, OSWALD | OUTFIELDER

HEIGHT: 6'2"**WEIGHT:** 180**BATS:** Right**THROWS:** Right**BORN:** 1/5/93, Ciudad Bolivar, Venezuela**RESIDES:** Ciudad Bolivar, Venezuela**HOW OBTAINED/SIGNING SCOUT:** Signed as a non-drafted free agent in 2010/Rafael Perez, Ismael Cruz & Modesto Abreu**DATE OF FIRST CONTRACT:** 7/7/10

YR	CLUB	AVG	G	AB	R	H	2B	3B	HR	RBI	SH	SF	HB	BB	SO	SB	CS	E
11	DSL Mets2 (R)	.225	49	129	15	29	2	1	0	11	1	1	2	18	12	5	5	4
12	DSL Mets2 (R)	.297	66	222	33	66	14	0	1	33	8	2	4	27	21	10	6	1
Minor League Totals		.271	115	351	48	95	16	1	1	44	9	3	6	45	33	15	11	5



★ CARNEVALE, HUNTER | RIGHANDED PITCHER

HEIGHT: 5'11"

WEIGHT: 200

BATS: Right

THROWS: Right

BORN: 8/27/88, Roseville, CA

RESIDES: Roseville, CA

HOW OBTAINED/SIGNING SCOUT: Mets 33rd round selection in 2010/Doug Thurman

DATE OF FIRST CONTRACT: 6/13/10

HIGH SCHOOL: Granite Bay

COLLEGE: University of the Pacific

CAREER HIGHLIGHTS

2010—Named first team all Big West during his senior season.

YR	CLUB	W-L	ERA	G	GS	CG	SHO	SV	IP	H	R	ER	HR	HB	BB	SO	WP	BK
10	Kingsport (R)	3-1	3.86	12	0	0	0	1	23.1	26	13	10	1	0	7	27	5	0
	Brooklyn (A)	0-0	18.00	5	0	0	0	0	5.0	11	11	10	0	0	5	8	0	0
11	Brooklyn (A)	1-1	1.08	12	0	0	0	2	16.2	12	3	2	0	1	5	19	5	0
Minor League Totals		4-2	4.40	29	0	0	0	3	45.0	49	27	22	1	1	17	54	10	0

★ CARRENO, LUIS | RIGHANDED PTCHER

HEIGHT: 6'0"

WEIGHT: 160

BATS: Right

THROWS: Right

BORN: 8/12/95, Maragarita, Venezuela

RESIDES: Maragarita, Venezuela

HOW OBTAINED/SIGNING SCOUT: Signed as a non-drafted free agent in 2011/Rafael Perez, Ismael Cruz & Jose Contreras

DATE OF FIRST CONTRACT: 11/1/11

YR	CLUB	W-L	ERA	G	GS	CG	SHO	SV	IP	H	R	ER	HR	HB	BB	SO	WP	BK
12	DSL Mets2 (R)	2-1	7.94	7	0	0	0	0	17.0	24	16	15	1	1	8	13	0	2
	DSL Mets1 (R)	0-0	0.00	2	1	0	0	0	3.0	6	1	0	0	0	0	1	0	0
Minor League Totals		2-1	6.75	9	1	0	0	0	20.0	30	17	15	1	1	8	14	0	2

★ CARRILLO, XORGE | CATCHER

HEIGHT: 6'1"

WEIGHT: 220

BATS: Right

THROWS: Right

BORN: 4/12/89, Tempe, AZ

RESIDES: Tempe, AZ

HOW OBTAINED/SIGNING SCOUT: Mets 14th round pick in 2011/Jon Heuerman

DATE OF FIRST CONTRACT: 6/22/11

HIGH SCHOOL: McClintock (AZ) HS

COLLEGE: Arizona State

YR	CLUB	AVG	G	AB	R	H	2B	3B	HR	RBI	SH	SF	HB	BB	SO	SB	CS	E
11	Brooklyn (A)	.217	27	92	11	20	2	0	2	10	0	1	2	9	11	0	0	6
12	Savannah (A)	.154	11	39	2	6	0	0	1	4	0	0	0	2	8	0	0	2
Minor League Totals		.198	38	131	13	26	2	0	3	14	0	1	2	11	19	0	0	8

★ CARRION, JUNIOR | OUTFIELDER

HEIGHT: 6'0

WEIGHT: 198

BATS: Right

THROWS: Right

BORN: 12/16/93, Santo Domingo, Dominican Republic

RESIDES: Santo Domingo, Dominican Republic

HOW OBTAINED/SIGNING SCOUT: Signed as a non-drafted free agent in 2012/Alexis de la Cruz & Gerardo Cabrera

DATE OF FIRST CONTRACT: 4/12/12

YR	CLUB	AVG	G	AB	R	H	2B	3B	HR	RBI	SH	SF	HB	BB	SO	SB	CS	E
12	DSL Mets1 (R)	.216	27	97	11	21	3	1	0	7	0	0	3	6	34	6	4	4

★ CASTILLO, YRELVIS | RIGHANDED PITCHER

HEIGHT: 6'4"

WEIGHT: 198

BATS: Right

THROWS: Right

BORN: 8/12/95, Maragarita, Venezuela

RESIDES: Maragarita, Venezuela

HOW OBTAINED/SIGNING SCOUT: Signed as a non-drafted free agent in 2011/Rafael Perez, Ismael Cruz & Sandy Rosario

DATE OF FIRST CONTRACT: 11/2/11

YR	CLUB	W-L	ERA	G	GS	CG	SHO	SV	IP	H	R	ER	HR	HB	BB	SO	WP	BK
11																		
12	DSL Mets1 (R)	0-2	7.36	12	2	0	0	0	14.2	15	16	12	0	6	11	8	5	1
Minor League Totals		0-2	7.36	12	2	0	0	0	14.2	15	16	12	0	6	11	8	5	1

★ **CECCHINI, GAVIN** | INFIELDER**HEIGHT:** 6'1"**WEIGHT:** 180**BATS:** Right**THROWS:** Right**BORN:** 12/22/93, Lake Charles, Louisiana**RESIDES:** Orange, TX**HOW OBTAINED/SIGNING SCOUT:** Mets 1st round pick in 2012/Tommy Jackson**DATE OF FIRST CONTRACT:** 6/8/12**HIGH SCHOOL:** Barbe

YR	CLUB	AVG	G	AB	R	H	2B	3B	HR	RBI	SH	SF	HB	BB	SO	SB	CS	E
12	Kingsport (R)	.246	53	191	21	47	9	2	1	22	0	2	1	18	43	5	4	5
	Brooklyn (A)	.000	5	5	2	0	0	0	0	0	0	0	1	0	1	0	0	0
Minor League Totals		.240	58	196	23	47	9	2	1	22	0	2	2	18	44	5	4	5

★ **CECILIANI, DARRELL** | OUTFIELDER**HEIGHT:** 6'1"**WEIGHT:** 185**BATS:** Left**THROWS:** Left**BORN:** 6/22/90, Tracy, CA**RESIDES:** Madras, OR**HOW OBTAINED/SIGNING SCOUT:** Mets fourth round pick in 2009/Jim Reeves**DATE OF FIRST CONTRACT:** 6/23/09**HIGH SCHOOL:** Madras**COLLEGE:** Columbia Basin CC**CAREER HIGHLIGHTS****2010**—Brooklyn Sterling Award Winner, New York-Penn League All Star, Led the NYPL in average, hits, triples, and runs scored.

YR	CLUB	AVG	G	AB	R	H	2B	3B	HR	RBI	SH	SF	HB	BB	SO	SB	CS	E
09	Kingsport (R)	.234	42	158	29	37	6	0	2	13	0	0	5	13	31	14	2	0
10	Brooklyn (A)	.351	68	271	56	95	19	12	2	35	3	1	4	24	56	21	14	5
11	Savannah (A)	.259	109	421	62	109	23	4	4	40	7	0	8	52	96	25	8	4
12	St. Lucie (A)	.329	23	85	19	28	6	1	1	10	0	1	1	10	13	2	0	0
Minor League Totals		.288	242	935	166	269	54	17	9	98	10	2	18	99	196	62	24	9

★ **CELAS, JOSE** | RIGHTHANDED PITCHER**HEIGHT:** 6'1"**WEIGHT:** 180**BATS:** Right**THROWS:** Right**BORN:** 1/12/91, Cagua, Aragus, Venezuela**RESIDES:** Cagua, Aragus, Venezuela**HOW OBTAINED/SIGNING SCOUT:** Signed as a non-drafted free agent in 2009/Sandy Johnson, Ismael Cruz & Juan Mercado**DATE OF FIRST CONTRACT:** 11/23/09

YR	CLUB	W-L	ERA	G	GS	CG	SHO	SV	IP	H	R	ER	HR	HB	BB	SO	WP	BK
10	DSL Mets2 (R)	3-1	5.40	9	3	0	0	0	26.2	26	18	16	1	2	13	24	6	0
11	DSL Mets2 (R)	0-0	40.50	1	1	0	0	0	0.2	1	3	3	0	0	2	0	1	0
12	DSL Mets2 (R)	1-0	0.93	5	0	0	0	0	9.2	7	1	1	0	2	5	12	1	1
Minor League Totals		4-1	4.87	15	4	0	0	0	37.0	34	22	20	1	4	20	36	8	1

★ **CELIS, JORGE** | LEFTHANDED PITCHER**HEIGHT:** 5'10"**WEIGHT:** 160**BATS:** Left**THROWS:** Left**BORN:** 9/11/94, Valencia, Venezuela**RESIDES:** Valencia, Venezuela**HOW OBTAINED/SIGNING SCOUT:** Signed as a non-drafted free agent in 2011/Rafael Perez, Ismael Cruz & Hector Rincones**DATE OF FIRST CONTRACT:** 7/28/11

YR	CLUB	W-L	ERA	G	GS	CG	SHO	SV	IP	H	R	ER	HR	HB	BB	SO	WP	BK
12	DSL Mets2 (R)	2-1	5.60	14	2	0	0	0	27.1	28	18	17	2	3	16	23	8	0

★ **CENTENO, JUAN** | CATCHER**MAJOR LEAGUE INVITE**

★ **CESPEDES, JORGE** | RIGHTHANDED PITCHER**HEIGHT:** 6'5"**WEIGHT:** 178**BATS:** Right**THROWS:** Right**BORN:** 12/4/94, Cotui, Dominican Republic**RESIDES:** Cotui, Dominican Republic**HOW OBTAINED/SIGNING SCOUT:** Signed as a non-drafted free agent in 2011/Rafael Perez, Ismael Cruz, Sandy Rosario & Gerardo Cabrera**DATE OF FIRST CONTRACT:** 11/5/11

YR	CLUB	W-L	ERA	G	GS	CG	SHO	SV	IP	H	R	ER	HR	HB	BB	SO	WP	BK
12	DSL Mets1 (R)	2-1	1.82	11	0	0	0	1	24.2	14	7	5	1	2	4	21	0	0

★ **CESSA, LUIS** | RIGHTHANDED PITCHER**HEIGHT:** 6'3"**WEIGHT:** 190**BATS:** Right**THROWS:** Right**BORN:** 4/25/92, Cordoba Vera Cruz, Mexico**RESIDES:** Cardenas Tabasco, Mexico**HOW OBTAINED/SIGNING SCOUT:** Signed as a non-drafted free agent in 2008/Rafael Perez, Ismael Cruz & Fred Mazuca**DATE OF FIRST CONTRACT:** 7/9/08

YR	CLUB	W-L	ERA	G	GS	CG	SHO	SV	IP	H	R	ER	HR	HB	BB	SO	WP	BK
11	DSL Mets2 (R)	0-1	2.49	5	5	0	0	0	21.2	19	8	6	0	1	3	23	1	0
	GCL Mets (R)	4-2	3.66	10	1	0	0	1	32.0	29	15	13	1	1	10	23	2	0
12	Brooklyn (A)	5-4	2.49	13	13	0	0	0	72.1	64	21	20	4	2	13	44	0	0
Minor League Totals		9-7	2.79	28	19	0	0	1	126.0	112	44	39	5	4	26	90	3	0

★ **CHAVEZ, ANTHONY** | INFILDER**HEIGHT:** 6'2"**WEIGHT:** 185**BATS:** Right**THROWS:** Right**BORN:** 11/8/92, Santo Domingo, Dominican Republic**RESIDES:** Santo Domingo, Dominican Republic**HOW OBTAINED/SIGNING SCOUT:** Signed as a non-drafted free agent in 2009/Rafael Perez, Ismael Cruz & Sandy Rosario & Luis Scheker**DATE OF FIRST CONTRACT:** 12/18/09

YR	CLUB	AVG	G	AB	R	H	2B	3B	HR	RBI	SH	SF	HB	BB	SO	SB	CS	E
10	DSL Mets2 (R)	.228	64	215	29	49	7	1	0	21	1	2	5	36	59	7	0	13
11	DSL Mets1 (R)	.219	58	187	25	41	14	1	0	25	2	2	4	17	57	9	3	24
12	Kingsport (R)	.233	56	159	27	37	6	2	1	20	0	4	2	15	52	12	4	23
Minor League Totals		.226	178	561	81	127	27	4	1	66	3	8	11	68	168	28	7	60

★ **CHISM, THOMAS JOSHUA (TJ)** | LEFTHANDED PITCHER**HEIGHT:** 6'0"**WEIGHT:** 190**BATS:** Left**THROWS:** Left**BORN:** 8/9/88, Chester, PA**RESIDES:** Brookhaven, PA**HOW OBTAINED/SIGNING SCOUT:** Mets 32nd round pick in 2009/Scott Hunter**DATE OF FIRST CONTRACT:** 6/14/09**HIGH SCHOOL:** Sun Valley**COLLEGE:** LaSalle University**CAREER HIGHLIGHTS****2012**—South Atlantic League All-Star; **2011**—New York-Penn League All-Star

YR	CLUB	W-L	ERA	G	GS	CG	SHO	SV	IP	H	R	ER	HR	HB	BB	SO	WP	BK
09	Kingsport (R)	1-1	5.12	17	0	0	0	0	19.1	23	12	11	1	0	13	20	3	0
	Brooklyn (A)	0-0	0.00	2	0	0	0	0	4.0	1	0	0	0	0	2	5	0	0
10	Kingsport (R)	4-0	0.45	18	0	0	0	0	20.0	15	2	1	0	0	6	17	2	0
	Brooklyn (A)	0-0	1.59	5	0	0	0	0	5.2	4	1	1	1	0	3	12	1	0
11	Brooklyn (A)	3-0	1.14	27	0	0	0	6	31.2	21	6	4	0	3	7	30	0	0
12	Savannah (A)	4-2	2.34	45	0	0	0	19	50.0	44	14	13	1	3	13	42	0	0
Minor League Totals		12-3	2.07	114	0	0	0	25	130.2	108	35	30	3	6	44	126	6	0

★ CHIVILLI, CRISTIAN | RIGHTHANDED PITCHER

HEIGHT: 6'2"**WEIGHT:** 200**BATS:** Right**THROWS:** Right**BORN:** 2/19/91, Monte Plata, Dominican Republic**RESIDES:** Monte Plata, Dominican Republic**HOW OBTAINED/SIGNING SCOUT:** Signed as a non-drafted free agent in 2008/Rafael Perez, Ismael Cruz & Sandy Rosario**DATE OF FIRST CONTRACT:** 2/27/08

YR	CLUB	W-L	ERA	G	GS	CG	SHO	SV	IP	H	R	ER	HR	HB	BB	SO	WP	BK
11	DSL Mets1 (R)	1-3	4.42	19	7	0	0	2	38.2	32	21	19	1	2	25	28	6	0
12	Kingsport (R)	1-3	6.48	10	2	0	0	1	25.0	33	23	18	3	2	13	18	5	0
Minor League Totals		2-6	5.23	29	9	0	0	3	63.2	65	44	37	4	4	38	46	11	0

★ CHURCH, JOHN | RIGHTHANDED PITCHER

HEIGHT: 6'2"**WEIGHT:** 235**BATS:** Right**THROWS:** Right**BORN:** 11/4/86, Winter Haven, FL**RESIDES:** Lake Wales, FL**HOW OBTAINED/SIGNING SCOUT:** Mets 23rd round pick in 2009/Mac Seibert**DATE OF FIRST CONTRACT:** 6/15/09**HIGH SCHOOL:** Lake Wales**COLLEGE:** University of West Florida

YR	CLUB	W-L	ERA	G	GS	CG	SHO	SV	IP	H	R	ER	HR	HB	BB	SO	WP	BK
09	Brooklyn (A)	0-0	9.00	1	0	0	0	0	1.0	1	1	1	0	0	1	0	1	0
	Savannah (A)	1-4	5.28	21	0	0	0	0	29.0	34	18	17	3	1	14	34	2	0
10	Savannah (A)	7-2	2.64	36	10	1	1	1	92.0	76	32	27	2	4	36	76	8	0
11	St. Lucie (A)	5-2	4.03	35	4	1	0	0	73.2	71	39	33	3	5	31	46	6	0
12	St. Lucie (A)	2-2	2.97	37	0	0	0	1	57.2	52	25	19	3	8	27	53	7	0
Minor League Totals		15-10	3.45	130	14	2	1	2	253.1	234	115	97	11	18	109	209	24	0

★ CLARK, JONATHAN | OUTFIELDER

HEIGHT: 6'1"**WEIGHT:** 180**BATS:** Left**THROWS:** Right**BORN:** 9/28/90, Chicago, IL**RESIDES:** Chicago, IL**HOW OBTAINED/SIGNING SCOUT:** Mets 17th round pick in 2011/Erwin Bryant**DATE OF FIRST CONTRACT:** 6/10/11**HIGH SCHOOL:** Harlan HS**COLLEGE:** Lee University (TN)

YR	CLUB	AVG	G	AB	R	H	2B	3B	HR	RBI	SH	SF	HB	BB	SO	SB	CS	E
11	Brooklyn (A)	.143	12	35	2	5	0	0	0	1	0	0	1	4	14	0	0	0
	Kingsport (R)	.205	30	83	10	17	3	1	0	8	1	0	2	11	29	3	3	0
12	St. Lucie (A)	.231	6	13	1	3	0	0	0	1	0	0	0	2	5	1	0	0
	Brooklyn (A)	.209	19	43	8	9	2	0	0	2	0	1	0	14	14	5	1	2
Minor League Totals		.195	67	174	21	34	5	1	0	12	1	1	3	31	62	9	4	2

★ COHOON, MARK | LEFTHANDED PITCHER

HEIGHT: 6'2"**WEIGHT:** 195**BATS:** Left**THROWS:** Left**BORN:** 9/15/87, Burleson, TX**RESIDES:** Burleson, TX**HOW OBTAINED/SIGNING SCOUT:** Mets 12th round pick in 2008/Ray Corbett**DATE OF FIRST CONTRACT:** 6/7/08**HIGH SCHOOL:** Mansfield**COLLEGE:** North Central Texas College**CAREER HIGHLIGHTS**

2010—Organizational Pitcher of the Year, South Atlantic League All-Star; Won back-to-back SAL Pitcher of the Week awards for the periods 5/31-6/6 and 6/7-13; **2009**—New York-Penn League All-Star, Brooklyn Sterling Award winner

YR	CLUB	W-L	ERA	G	GS	CG	SHO	SV	IP	H	R	ER	HR	HB	BB	SO	WP	BK
08	Savannah (A)	2-2	3.82	7	7	0	0	0	33.0	29	17	14	2	2	18	21	2	0
	Kingsport (R)	1-1	5.89	6	3	0	0	0	18.1	17	13	12	0	1	10	22	1	0
09	Brooklyn (A)	9-2	2.15	14	14	2	1	0	92.0	69	26	22	4	4	20	70	2	1
10	Savannah (A)	7-1	1.30	13	13	3	3	0	90.1	68	15	13	2	3	17	75	0	0
	Binghamton (AA)	5-4	4.18	13	13	1	0	0	71.0	74	41	33	5	7	15	56	4	3
11	Binghamton (AA)	1-3	3.81	9	9	0	0	0	52.0	59	31	22	7	1	17	44	3	2
	Buffalo (AAA)	4-11	6.11	18	18	0	0	0	94.1	120	68	64	11	10	38	51	2	0
12	Buffalo (AAA)	0-1	14.63	2	2	0	0	0	8.0	16	13	13	2	2	3	4	0	0
	Binghamton (AA)	8-11	3.62	23	23	2	1	0	146.2	147	66	59	12	5	30	83	8	2
Minor League Totals		37-36	3.75	105	102	8	5	0	605.2	599	290	252	45	35	168	426	22	8



★ CONCEPCION, JULIO ALEXANDER | OUTFIELDER

HEIGHT: 6'4" **WEIGHT:** 198 **BATS:** Right **THROWS:** Right
BORN: 9/5/89, Santo Domingo, Dominican Republic **RESIDES:** Santo Domingo, Dominican Republic
HOW OBTAINED/SIGNING SCOUT: Signed as a non-drafted free agent in 2007/Ismael Cruz, Ramon Pena & Sandy Rosario

DATE OF FIRST CONTRACT: 3/14/07

CAREER HIGHLIGHTS

2009—Gulf Coast Mets Sterling Award winner

YR	CLUB	AVG	G	AB	R	H	2B	3B	HR	RBI	SH	SF	HB	BB	SO	SB	CS	E
07	DSL Mets (R)	.243	50	173	30	42	10	2	1	21	0	1	7	26	47	2	1	6
08	DSL Mets (R)	.285	65	267	43	76	16	2	3	40	0	2	9	24	52	7	2	5
09	GCL Mets (R)	.306	45	160	21	49	4	2	0	12	0	4	4	10	34	11	4	5
10	GCL Mets (R)	.282	50	174	21	49	10	5	4	28	1	3	6	7	34	2	2	2
11	Kingsport (R)	.299	60	241	32	72	15	3	2	33	0	3	3	6	46	4	1	2
12	Kingsport (R)	.182	8	22	3	4	1	0	2	5	0	0	1	0	9	0	0	0
	Brooklyn (A)	.211	17	57	5	12	2	0	1	3	0	0	1	3	16	1	0	1
Minor League Totals		.278	295	1094	155	304	58	14	13	142	1	13	31	76	238	27	10	21

★ CORDERO, ALBERT | CATCHER

HEIGHT: 5'11" **WEIGHT:** 175 **BATS:** Right **THROWS:** Right
BORN: 1/14/90, Caracas, Venezuela **RESIDES:** Caracas, Venezuela
HOW OBTAINED/SIGNING SCOUT: Signed as a non-drafted free agent in 2008/Ramon Pena, Ismael Cruz, Robert Alfonso

DATE OF FIRST CONTRACT: 6/19/08

YR	CLUB	AVG	G	AB	R	H	2B	3B	HR	RBI	SH	SF	HB	BB	SO	SB	CS	E
08	VSL Mets (R)	.267	14	45	5	12	2	0	0	2	0	0	0	1	4	0	0	0
09	VSL Mets (R)	.284	59	208	35	59	15	4	3	34	0	3	7	11	16	2	1	4
	DSL Mets (R)	.211	7	19	2	4	1	0	0	3	0	0	1	5	2	0	0	0
10	Kingsport (R)	.277	54	206	32	57	11	2	8	32	1	3	2	8	24	2	1	6
	Savannah (A)	.667	1	3	0	2	0	0	0	1	0	0	0	0	0	0	0	0
11	Savannah (A)	.286	104	385	38	110	15	2	6	44	4	5	9	15	69	1	1	17
12	Savannah (A)	.194	76	252	21	49	13	0	2	22	2	4	2	28	43	0	2	7
Minor League Totals		.262	315	1118	133	293	57	8	19	138	7	15	21	68	158	5	5	34

★ CORONADO, CARLOS | RIGHTHANDED PITCHER

HEIGHT: 5'11" **WEIGHT:** 176 **BATS:** Right **THROWS:** Right
BORN: 9/26/91, Guigue, Venezuela **RESIDES:** Guigue, VZ
HOW OBTAINED/SIGNING SCOUT: Signed as a non-drafted free agent in 2009/Daury's Nin & Gerardo Cabrera

DATE OF FIRST CONTRACT: 12/8/09

YR	CLUB	W-L	ERA	G	GS	CG	SHO	SV	IP	H	R	ER	HR	HB	BB	SO	WP	BK
10	DSL Mets2 (R)	0-2	5.82	11	0	0	0	0	17.0	19	12	11	0	1	15	13	3	0
11	DSL Mets2 (R)	1-2	2.96	15	0	0	0	4	24.1	28	17	8	2	2	8	16	3	0
12	DSL Mets1 (R)	2-0	1.69	16	0	0	0	8	21.1	17	5	4	0	1	3	21	1	0
	DSL Mets2 (R)	2-1	2.63	11	0	0	0	5	13.2	13	5	4	0	2	2	5	1	1
Minor League Totals		5-5	3.18	53	0	0	0	17	76.1	77	39	27	2	6	28	55	8	1

★ CORREA, FRANKLIN | INFIELDER

HEIGHT: 5'9" **WEIGHT:** 176 **BATS:** Right **THROWS:** Right
BORN: 1/1/96, Santo Domingo, Dominican Republic **RESIDES:** Santo Domingo, Dominican Republic
HOW OBTAINED/SIGNING SCOUT: Signed as a non-drafted free agent in 2012/Ismael Perez & Hector Rincones

DATE OF FIRST CONTRACT: 7/2/12

YR	CLUB	AVG	G	AB	R	H	2B	3B	HR	RBI	SH	SF	HB	BB	SO	SB	CS	E
12	Kingsport (R)	.246	53	191	21	47	9	2	1	22	0	2	1	18	43	5	4	5
	Brooklyn (A)	.000	5	5	2	0	0	0	0	0	0	0	1	0	1	0	0	0
Minor League Totals		.240	58	196	23	47	9	2	1	22	0	2	2	18	44	5	4	5

★ CRISMATT, NABIL | RIGHTHANDED PITCHER

HEIGHT: 6'1"**WEIGHT:** 192**BATS:** Right**THROWS:** Right**BORN:** 12/25/94, Barranquilla, Colombia**RESIDES:** Barranquilla, Colombia**HOW OBTAINED/SIGNING SCOUT:** Signed as a non-drafted free agent in 2011/Rafael Perez, Ismael Cruz & Harold Herrera**DATE OF FIRST CONTRACT:** 8/3/11

YR	CLUB	W-L	ERA	G	GS	CG	SHO	SV	IP	H	R	ER	HR	HB	BB	SO	WP	BK
12	DSL Mets1 (R)	3-0	3.00	13	0	0	0	0	18.0	14	6	6	0	3	5	17	2	0
	DSL Mets2 (R)	1-0	7.36	6	0	0	0	0	7.1	7	6	6	1	3	3	6	1	1
Minor League Totals		4-0	4.26	19	0	0	0	0	25.1	21	12	12	1	6	8	23	3	1

★ CRUZADO, VICTOR | INFILDER

HEIGHT: 5'11"**WEIGHT:** 178**BATS:** Switch**THROWS:** Right**BORN:** 6/3/92, Higuey, Dominican Republic**RESIDES:** Higuey, Do-

minican Republic

HOW OBTAINED/SIGNING SCOUT: Signed as a non-drafted free agent in 2010/Rafael Perez, Ismael Cruz & Fred Mazuca**DATE OF FIRST CONTRACT:** 7/9/10

YR	CLUB	AVG	G	AB	R	H	2B	3B	HR	RBI	SH	SF	HB	BB	SO	SB	CS	E
11	DSL Mets1 (R)	.203	18	59	4	12	2	0	1	8	0	0	0	12	21	0	3	6
	DSL Mets2 (R)	.280	28	93	15	26	8	1	0	15	1	5	1	16	18	6	2	1
12	DSL Mets1 (R)	.279	32	104	24	29	6	3	1	12	0	1	0	22	21	7	3	3
Minor League Totals		.262	78	256	43	67	16	4	2	35	1	6	1	50	60	13	8	10

★ CUAN, ANGEL | LEFTHANDED PITCHER

HEIGHT: 5'10"**WEIGHT:** 150**BATS:** Left**THROWS:** Left**BORN:** 5/29/89, David, Chiriqui, Panama**RESIDES:** David, Chiriqui, Panama**HOW OBTAINED/SIGNING SCOUT:** Signed as a non-drafted free agent in 2007/Ismael Cruz, Fred Mazuca & Alex Zapata**DATE OF FIRST CONTRACT:** 9/3/07

CAREER HIGHLIGHTS

2011—Savannah Sterling Award Winner; **2009**—Played for Panama during the 2009 World Baseball Classic

YR	CLUB	W-L	ERA	G	GS	CG	SHO	SV	IP	H	R	ER	HR	HB	BB	SO	WP	BK
08	VSL Mets (R)	1-8	3.13	14	14	0	0	0	72.0	71	36	25	2	4	11	74	5	2
09	Brooklyn (A)	0-2	6.75	2	2	0	0	0	8.0	15	7	6	0	0	2	9	0	0
	Kingsport (R)	1-3	4.83	12	11	0	0	0	59.2	76	36	32	5	8	14	45	3	1
10	St. Lucie (A)	0-0	0.00	3	0	0	0	0	4.1	3	0	0	0	1	1	2	0	0
	Brooklyn (A)	5-1	2.03	14	14	0	0	0	79.2	68	26	18	2	3	17	64	0	0
11	Savannah (A)	10-3	3.56	32	14	0	0	1	124.0	125	56	49	10	4	16	99	5	1
12	St. Lucie (A)	6-10	4.01	23	21	0	0	0	114.1	123	57	51	10	3	29	83	4	1
Minor League Totals		23-27	3.53	100	76	0	0	1	462.0	481	218	181	29	23	90	376	17	5

★ DE LA CRUZ, MAIKIS | OUTFIELDER

HEIGHT: 5'11"**WEIGHT:** 174**BATS:** Right**THROWS:** Right**BORN:** 9/6/90, Santo Domingo, Dominican Republic**RESIDES:** Santo Domingo, Dominican Republic**HOW OBTAINED/SIGNING SCOUT:** Signed as a non-drafted free agent in 2010/Ismael Cruz & Hugo Vazquez**DATE OF FIRST CONTRACT:** 10/28/10

CAREER HIGHLIGHTS

2011—Dominican Summer League Mets #1 Sterling Award Winner

YR	CLUB	AVG	G	AB	R	H	2B	3B	HR	RBI	SH	SF	HB	BB	SO	SB	CS	E
11	DSL Mets2 (R)	.324	45	170	29	55	13	0	0	18	1	1	3	16	27	25	8	2
	DSL Mets1 (R)	.316	28	95	11	30	6	1	0	13	2	1	1	11	12	8	4	2
12	Kingsport (R)	.274	63	223	24	61	12	5	1	30	1	6	3	14	48	9	5	5
	Brooklyn (A)	.217	9	23	5	5	3	1	0	2	1	0	1	4	4	0	0	1
Minor League Totals		.295	145	511	69	151	34	7	1	63	5	8	8	45	91	42	17	10



★ DE LA CRUZ, YUCARYBERT | INFIELDER

HEIGHT: 6'0"**WEIGHT:** 160**BATS:** Right**THROWS:** Right**BORN:** 10/23/90, Santo Domingo, Dominican Republic**RESIDES:** Santo Domingo, Dominican Republic**HOW OBTAINED/SIGNING SCOUT:** Signed as a non-drafted free agent in 2009/ Ramon Pena, Ismael Cruz & Franklin Taveras**DATE OF FIRST CONTRACT:** 2/11/09

YR	CLUB	AVG	G	AB	R	H	2B	3B	HR	RBI	SH	SF	HB	BB	SO	SB	CS	E
09	DSL Mets (R)	.296	71	284	61	84	20	2	2	44	4	0	5	39	31	26	6	9
10	GCL Mets (R)	.210	40	138	16	29	2	0	2	9	4	2	0	10	28	5	4	11
11	Kingsport (R)	.251	58	227	39	57	8	4	1	19	2	1	2	12	46	7	5	10
12	Savannah (A)	.195	54	200	29	39	4	1	3	19	2	1	1	16	46	8	3	14
Minor League Totals		.246	223	849	145	209	34	7	8	91	12	4	8	77	151	46	18	44

★ DE LEON, JEYCKOL | CATCHER

HEIGHT: 6'2"**WEIGHT:** 185**BATS:** Right**THROWS:** Right**BORN:** 7/25/90, Cocolé, Panama**RESIDES:** Cocolé, Panama**HOW OBTAINED/SIGNING SCOUT:** Signed as a non-drafted free agent in 2007/Ismael Cruz & Alex Zapata**DATE OF FIRST CONTRACT:** 5/20/07

YR	CLUB	AVG	G	AB	R	H	2B	3B	HR	RBI	SH	SF	HB	BB	SO	SB	CS	E
07	DSL Mets (R)	.194	22	67	8	13	3	0	0	6	1	2	3	4	17	0	0	3
08	DSL Mets (R)	.260	29	96	12	25	5	0	0	13	1	2	7	6	15	2	0	1
09	DSL Mets (R)	.294	44	163	22	48	10	0	4	25	0	0	7	12	37	3	4	8
10	GCL Mets (R)	.204	17	54	8	11	0	0	1	6	2	1	2	1	12	0	0	4
11	GCL Mets (R)	.234	33	111	10	26	5	1	0	17	0	0	4	7	27	0	0	3
12	Kingsport (R)	.232	52	168	16	39	10	0	3	16	1	1	2	10	54	0	0	13
Minor League Totals		.246	197	659	76	162	33	1	8	83	5	6	25	40	162	5	4	32

★ DEBORA, NICOLAS | RIGHANDED PITCHER

HEIGHT: 6'5"**WEIGHT:** 170**BATS:** Right**THROWS:** Right**BORN:** 12/6/93, Las Terrenas, Dominican Republic**RESIDES:** San Francisco de Macoris, Dominican Republic**HOW OBTAINED/SIGNING SCOUT:** Signed as a non-drafted free agent in 2012/Hilario Soriano & Gerardo Cabrera**DATE OF FIRST CONTRACT:** 4/14/12

YR	CLUB	W-L	ERA	G	GS	CG	SHO	SV	IP	H	R	ER	HR	HB	BB	SO	WP	BK
12	DSL Mets1 (R)	0-1	7.20	4	0	0	0	0	5.0	6	5	4	0	1	5	3	0	0

★ DEGROM, JACOB | RIGHANDED PITCHER

HEIGHT: 6'4"**WEIGHT:** 185**BATS:** Left**THROWS:** Right**BORN:** 6/19/88, Deland, FL**RESIDES:** DeLeon Springs, FL**HOW OBTAINED/SIGNING SCOUT:** Mets ninth round pick in 2010/Steve Nichols**DATE OF FIRST CONTRACT:** 8/13/09**HIGH SCHOOL:** Cavalry Christian Academy**COLLEGE:** Stetson University

YR	CLUB	W-L	ERA	G	GS	CG	SHO	SV	IP	H	R	ER	HR	HB	BB	SO	WP	BK
10	Kingsport (R)	1-1	5.19	6	6	0	0	0	26.0	35	15	15	2	0	6	22	1	0
11	Injured - Did Not Play																	
12	Savannah (A)	6-3	2.51	15	15	0	0	0	89.2	77	33	25	3	1	14	78	2	1
	St. Lucie (A)	3-0	2.08	4	4	0	0	0	21.2	14	5	5	1	1	6	18	3	0
Minor League Totals		10-4	2.95	25	25	0	0	0	137.1	126	53	45	6	2	26	118	6	1

★ DEN DEKKER, MATT | OUTFIELDER

MAJOR LEAGUE INVITE

★ DIAZ, MILLER | RIGHTEHANDED PITCHER

HEIGHT: 6'1"**WEIGHT:** 209**BATS:** Right**THROWS:** Right**BORN:** 6/22/92, Caracas, Venezuela**RESIDES:** Caracas, Venezuela**HOW OBTAINED/SIGNING SCOUT:** Signed as a non-drafted free agent in 2009/Ramon Pena, Ismael Cruz & Marciano Alvarez**DATE OF FIRST CONTRACT:** 2/13/09**CAREER HIGHLIGHTS****2012**—Kingsport Sterling Award winner

YR	CLUB	W-L	ERA	G	GS	CG	SHO	SV	IP	H	R	ER	HR	HB	BB	SO	WP	BK
09	VSL Mets (R)	2-2	5.02	11	2	0	0	0	28.2	28	19	16	1	3	20	23	3	0
10	DSL Mets2 (R)	4-4	2.05	14	9	0	0	1	48.1	36	18	11	0	5	14	42	9	1
11	GCL Mets (R)	0-0	0.00	2	1	0	0	0	8.0	3	0	0	0	0	2	5	0	0
	Kingsport (R)	1-1	5.35	9	6	0	0	1	33.2	39	21	20	1	6	21	22	3	0
12	Kingsport (R)	2-1	3.56	11	5	0	0	0	43.0	36	26	17	2	3	18	45	14	0
	Savannah (A)	0-1	5.79	1	1	0	0	0	4.2	7	6	3	0	0	1	8	0	2
Minor League Totals		9-9	3.63	48	24	0	0	2	166.1	149	90	67	4	17	76	145	29	3

★ DIEHL, JEFFREY | OUTFIELDER

HEIGHT: 6'4"**WEIGHT:** 195**BATS:** Right**THROWS:** Right**BORN:** 9/30/93, Cranston, RI**RESIDES:** Cranston, RI**HOW OBTAINED/SIGNING SCOUT:** Mets 23rd round pick in 2011/Art Pontarelli**DATE OF FIRST CONTRACT:** 8/8/11**HIGH SCHOOL:** Cranston (RI) HS West

YR	CLUB	AVG	G	AB	R	H	2B	3B	HR	RBI	SH	SF	HB	BB	SO	SB	CS	E
11																		
12	Kingsport (R)	.251	49	171	18	43	12	4	2	21	0	1	1	9	64	0	1	3
Minor League Totals		.251	49	171	18	43	12	4	2	21	0	1	1	9	64	0	1	3

★ DOTSON, ZACHARY | LEFTHANDED PITCHER

HEIGHT: 6'1"**WEIGHT:** 180**BATS:** Left**THROWS:** Left**BORN:** 10/30/90, Savannah, GA**RESIDES:** Titusville, FL**HOW OBTAINED/SIGNING SCOUT:** Mets 13th round pick in 2009/Marlin McPhail**DATE OF FIRST CONTRACT:** 8/13/09**HIGH SCHOOL:** Effington County

YR	CLUB	W-L	ERA	G	GS	CG	SHO	SV	IP	H	R	ER	HR	HB	BB	SO	WP	BK
10	GCL Mets (R)	0-1	3.31	4	4	0	0	0	16.1	12	6	6	0	1	9	18	1	0
11	GCL Mets (R)	0-0	54.00	2	0	0	0	0	1.0	4	6	6	0	0	5	0	3	0
12	Kingsport (R)	0-0	40.50	2	0	0	0	0	0.2	1	5	3	0	1	5	0	3	0
Minor League Totals		0-1	7.50	8	4	0	0	0	18.0	17	17	15	0	2	19	18	7	0

★ DYKSTRA, ALLAN | FIRST BASEMAN

HEIGHT: 6'5"**WEIGHT:** 215**BATS:** Left**THROWS:** Right**BORN:** 5/21/87, San Diego, CA**RESIDES:** San Diego, CA**HOW OBTAINED/SIGNING SCOUT:** Acquired from San Diego in exchange for LHP Eddie Kunz on March 29, 2011/Ash Lawson (Padres)**DATE OF FIRST CONTRACT:** 6/12/08**HIGH SCHOOL:** Rancho Bernardo**COLLEGE:** Wake Forest

YR	CLUB	AVG	G	AB	R	H	2B	3B	HR	RBI	SH	SF	HB	BB	SO	SB	CS	E
08	Lake Elsinore (A)	.292	7	24	5	7	1	0	1	10	0	0	1	7	7	0	0	0
09	Fort Wayne (A)	.226	125	411	71	93	22	3	11	60	0	6	16	104	103	1	2	9
10	Lake Elsinore (A)	.241	113	386	54	93	24	2	16	70	1	1	3	78	122	1	4	6
11	Binghamton (AA)	.267	121	390	57	104	22	1	19	77	0	4	12	69	131	1	1	12
12	St. Lucie (A)	.258	9	31	3	8	3	0	0	2	0	1	0	8	11	1	0	1
	Binghamton (AA)	.262	62	191	35	50	9	0	7	25	0	2	4	51	65	1	0	5
Minor League Totals		.248	437	1433	225	355	81	6	54	244	1	14	36	317	439	5	7	33



★ ENCARNACION, JOSE | RIGHANDED PITCHER

HEIGHT: 6'4"**WEIGHT:** 190**BATS:** Right**THROWS:** Right**BORN:** 10/11/90, Haina, Dominican Republic**RESIDES:** Haina, Dominican Republic**HOW OBTAINED/SIGNING SCOUT:** Signed as a non-drafted free agent in 2009/Rafael Perez, Ismael Cruz & Sandy Rosario**DATE OF FIRST CONTRACT:** 5/13/09

YR	CLUB	W-L	ERA	G	GS	CG	SHO	SV	IP	H	R	ER	HR	HB	BB	SO	WP	BK
09	DSL Tigers (R)	1-0	10.67	11	0	0	0	0	14.1	20	18	17	1	3	16	13	7	2
10									Did Not Play									
11	DSL Mets2 (R)	1-1	6.50	8	3	0	0	0	18.0	20	17	13	1	3	22	19	9	2
12	DSL Mets2 (R)	0-3	15.53	8	5	0	0	0	13.1	12	27	23	1	6	27	10	13	2
	DSL Mets1 (R)	0-2	3.38	7	6	0	0	0	29.1	21	14	11	0	4	24	35	9	1
Minor League Totals		2-6	7.68	34	14	0	0	0	75.0	73	76	64	3	16	89	77	38	7

★ ESTEVEZ, RAMON | RIGHANDED PITCHER

HEIGHT: 6'0"**WEIGHT:** 165**BATS:** Right**THROWS:** Right**BORN:** 10/27/90, Cotui, Dominican Republic**RESIDES:** Cotui, Dominican Republic**HOW OBTAINED/SIGNING SCOUT:** Signed as a non-drafted free agent in 2010/Ramon Pena, Sandy Rosario, Ismael Cruz & Pablo Cruz**DATE OF FIRST CONTRACT:** 6/15/10

YR	CLUB	W-L	ERA	G	GS	CG	SHO	SV	IP	H	R	ER	HR	HB	BB	SO	WP	BK
10	DSL Mets1 (R)	2-0	4.33	15	1	0	0	0	27.0	28	17	13	0	7	14	25	5	0
11	DSL Mets1 (R)	2-2	2.42	15	2	0	0	1	52.0	43	27	14	0	11	17	61	8	0
12	Kingsport (R)	0-2	6.06	11	0	0	0	1	16.1	12	11	11	0	4	9	19	3	0
Minor League Totals		4-4	3.59	41	3	0	0	2	95.1	83	55	38	0	22	40	105	16	0

★ EVANS, PHILLIP | INFILDER

HEIGHT: 5'10"**WEIGHT:** 185**BATS:** Right**THROWS:** Right**BORN:** 9/10/92, Carlsbad, CA**RESIDES:** Carlsbad, CA**HOW OBTAINED/SIGNING SCOUT:** Mets 15th round pick in 2011/Fred Mazuca**DATE OF FIRST CONTRACT:** 8/15/11**HIGH SCHOOL:** LaCosta Canyon (CA) HS

YR	CLUB	AVG	G	AB	R	H	2B	3B	HR	RBI	SH	SF	HB	BB	SO	SB	CS	E
11	GCL Mets (R)	.333	4	15	3	5	2	0	0	1	0	0	0	2	3	0	1	2
	Kingsport (R)	.364	3	11	3	4	2	0	0	3	0	0	0	1	2	0	0	2
	Brooklyn (A)	.125	2	8	1	1	0	0	0	0	0	0	0	0	0	0	0	0
12	Brooklyn (A)	.252	73	294	32	74	8	1	5	29	0	1	3	31	48	2	0	13
Minor League Totals		.256	82	328	39	84	12	1	5	33	0	1	3	34	53	2	1	17

★ FELICIANO, PEDRO | LEFTHANDED PITCHER

MAJOR LEAGUE INVITE

★ FELIZ, GABRIEL | LEFTHANDED PITCHER

HEIGHT: 5'11"**WEIGHT:** 160**BATS:** Left**THROWS:** Left**BORN:** 11/12/92, Santo Domingo, Dominican Republic**RESIDES:** Santo Domingo, Dominican Republic**HOW OBTAINED/SIGNING SCOUT:** Signed as a non-drafted free agent in 2010/Rafael Perez, Ismael Cruz & Luis Scheker**DATE OF FIRST CONTRACT:** 4/2/10

YR	CLUB	W-L	ERA	G	GS	CG	SHO	SV	IP	H	R	ER	HR	HB	BB	SO	WP	BK
10	DSL Mets1 (R)	1-3	6.39	10	0	0	0	1	12.2	15	10	9	0	3	5	7	3	0
11	DSL Mets1 (R)	6-4	2.57	17	2	0	0	1	42.0	32	19	12	1	3	24	36	1	1
12	DSL Mets1 (R)	0-0	2.35	6	0	0	0	0	7.2	9	3	2	0	0	4	5	0	0
	DSL Mets2 (R)	0-1	2.08	9	0	0	0	1	8.2	7	2	2	1	1	7	5	0	0
Minor League Totals		7-8	3.17	42	2	0	0	3	71.0	63	34	25	2	7	40	53	4	1

★ FIGUERA, JOSE | OUTFIELDER

HEIGHT: 6'2"**WEIGHT:** 178**BATS:** Right**THROWS:** Left**BORN:** 1/16/94, Caracas, Venezuela**RESIDES:** Charallave, Venezuela**HOW OBTAINED/SIGNING SCOUT:** Signed as a non-drafted free agent in 2011/Rafael Perez, Ismael Cruz & Hector Rincones**DATE OF FIRST CONTRACT:** 2/8/11

YR	CLUB	AVG	G	AB	R	H	2B	3B	HR	RBI	SH	SF	HB	BB	SO	SB	CS	E
11	DSL Mets1 (R)	.216	41	116	11	25	7	1	0	15	2	0	4	10	36	7	5	3
12	DSL Mets2 (R)	.194	14	31	3	6	1	1	0	3	1	0	1	3	8	2	1	0
	DSL Mets1 (R)	.190	20	58	8	11	5	0	0	8	1	2	4	6	17	1	3	2
Minor League Totals		.205	75	205	22	42	13	2	0	26	4	2	9	19	61	10	9	5

★ FLEXEN, CHRISTOPHER | RIGHANDED PITCHER

HEIGHT: 6'3"**WEIGHT:** 215**BATS:** Right**THROWS:** Right**BORN:** 7/1/94, Newark, CA**RESIDES:** Newark, CA**HOW OBTAINED/SIGNING SCOUT:** Mets 14th round pick in 2012/Jim Blueberg**DATE OF FIRST CONTRACT:** 6/22/12**HIGH SCHOOL:** Newark Memorial

YR	CLUB	W-L	ERA	G	GS	CG	SHO	SV	IP	H	R	ER	HR	HB	BB	SO	WP	BK
12	Kingsport (R)	1-3	5.63	7	6	0	0	0	32.0	38	23	20	2	0	14	26	2	0

★ FONTANEZ, RANDY | RIGHANDED PITCHER

HEIGHT: 6'1"**WEIGHT:** 205**BATS:** Right**THROWS:** Right**BORN:** 5/18/89, Oviedo, FL**RESIDES:** Oviedo, FL**HOW OBTAINED/SIGNING SCOUT:** Mets 27th round pick in 2011/Les Parker**DATE OF FIRST CONTRACT:** 6/13/11**HIGH SCHOOL:** Oveido**COLLEGE:** South Florida

YR	CLUB	W-L	ERA	G	GS	CG	SHO	SV	IP	H	R	ER	HR	HB	BB	SO	WP	BK
11	Brooklyn (A)	1-2	2.82	12	7	0	0	0	38.1	39	16	12	2	1	10	26	2	0
12	St. Lucie (A)	0-0	0.00	1	0	0	0	0	3.0	1	0	0	0	1	0	2	0	0
	Savannah (A)	3-4	4.90	28	1	0	0	0	60.2	70	36	33	2	2	17	57	4	0
Minor League Totals		4-6	3.97	41	8	0	0	0	102.0	110	52	45	4	4	27	85	6	0

★ FORSYTHE, BLAKE | CATCHER

HEIGHT: 6'2"**WEIGHT:** 220**BATS:** Right**THROWS:** Right**BORN:** 7/31/89, Memphis, TN**RESIDES:** Memphis, TN**HOW OBTAINED/SIGNING SCOUT:** Mets third round pick in 2010/Erwin Bryant**DATE OF FIRST CONTRACT:** 6/29/10**HIGH SCHOOL:** Christian Brothers**COLLEGE:** University of Tennessee**CAREER HIGHLIGHTS****BACKGROUND**—His brother, Logan, was selected by the San Diego Padres in the supplemental first round of the 2008 draft. **2012**—Florida State League All-Star; **2010**—Led Tennessee in home runs and ranked second in RBI; Johnny Bench Award Nominee.

YR	CLUB	AVG	G	AB	R	H	2B	3B	HR	RBI	SH	SF	HB	BB	SO	SB	CS	E
10	GCL Mets (R)	.200	3	10	0	2	0	0	0	0	0	0	0	1	2	0	0	0
	Brooklyn (A)	.238	30	101	14	24	5	1	3	8	1	3	1	11	41	1	1	1
11	Savannah (A)	.235	105	370	44	87	24	4	9	43	0	6	2	56	123	0	1	8
12	St. Lucie (A)	.244	88	295	32	72	17	2	8	42	0	5	5	40	89	0	0	8
Minor League Totals		.238	226	776	90	185	46	7	20	93	1	14	8	108	255	1	2	17



★ FRASER, RYAN | RIGHTEHANDED PITCHER

HEIGHT: 6'4"**WEIGHT:** 205**BATS:** Right**THROWS:** Right**BORN:** 8/27/88, Cleveland, TN**RESIDES:** Cleveland, TN**HOW OBTAINED/SIGNING SCOUT:** Mets 16th round pick in 2010/Erwin Bryant**DATE OF FIRST CONTRACT:** 6/15/10**HIGH SCHOOL:** Walker Valley**COLLEGE:** Memphis**CAREER HIGHLIGHTS****2010**—New York-Penn League All-Star; Named second team All Conference USA; Named Conference USA All-Academic Team.

YR	CLUB	W-L	ERA	G	GS	CG	SHO	SV	IP	H	R	ER	HR	HB	BB	SO	WP	BK
10	Brooklyn (A)	3-3	1.44	26	0	0	0	12	31.1	17	7	5	0	2	20	39	2	0
11	Savannah (A)	7-9	3.58	28	21	0	0	1	138.1	140	64	55	13	12	63	90	13	1
12	St. Lucie (A)	3-2	2.08	19	0	0	0	2	30.1	30	7	7	1	2	7	18	2	0
	Binghamton (AA)	2-2	3.48	26	0	0	0	4	33.2	29	14	13	1	2	13	25	3	1
Minor League Totals		15-16	3.08	99	21	0	0	19	233.2	215	92	80	15	18	103	172	20	2

★ FRENZEL, COLE | INFIELDER

HEIGHT: 6'2"**WEIGHT:** 208**BATS:** Left**THROWS:** Right**BORN:** 3/13/90, Dickinson, ND**RESIDES:** Dickinson, ND**HOW OBTAINED/SIGNING SCOUT:** Mets seventh round pick in 2011/Jon Heuerman**DATE OF FIRST CONTRACT:** 7/2/11**HIGH SCHOOL:** Dickinson (ND) HS**COLLEGE:** Arizona

YR	CLUB	AVG	G	AB	R	H	2B	3B	HR	RBI	SH	SF	HB	BB	SO	SB	CS	E
11	Brooklyn (A)	.238	43	160	23	38	4	1	1	20	0	3	4	17	35	1	0	1
12	Brooklyn (A)	.342	19	73	11	25	4	2	1	13	0	1	2	7	11	0	0	1
	Savannah (A)	.204	47	162	18	33	11	0	3	11	0	1	4	15	31	1	0	3
Minor League Totals		.243	109	395	52	96	19	3	5	44	0	5	10	39	77	2	0	5

★ FRIAS, DARWIN | RIGHTEHANDED PITCHER

HEIGHT: 6'0"**WEIGHT:** 192**BATS:** Right**THROWS:** Right**BORN:** 2/18/92, Nagua, Dominican Republic**RESIDES:** Nagua, Dominican Republic**HOW OBTAINED/SIGNING SCOUT:** Signed as a non-drafted free agent in 2008/Ramon Pena, Ismael Cruz, Marcelino Vallejo & Sandy Rosario**DATE OF FIRST CONTRACT:** 10/9/08

YR	CLUB	W-L	ERA	G	GS	CG	SHO	SV	IP	H	R	ER	HR	HB	BB	SO	WP	BK
09	DSL Mets (R)	3-0	4.75	17	3	0	0	2	41.2	35	26	22	1	8	23	57	3	0
10	GCL Mets (R)	2-0	2.84	15	0	0	0	1	25.1	21	10	8	0	3	10	21	3	1
11	Kingsport (R)	1-2	2.25	20	0	0	0	2	24.0	20	9	6	2	5	12	23	1	0
12	Brooklyn (A)	2-2	5.14	6	0	0	0	0	7.0	9	9	4	0	0	6	5	1	0
Minor League Totals		8-4	3.67	58	3	0	0	5	98.0	85	54	40	3	16	51	106	8	1

★ FULLER, JAMES (JIM) | LEFTHANDED PITCHER

HEIGHT: 5'10"**WEIGHT:** 175**BATS:** Left**THROWS:** Left**BORN:** 6/1/87, Marlborough, MA**RESIDES:** Marlborough, MA**HOW OBTAINED/SIGNING SCOUT:** Mets 21st round pick in 2008/Art Pontarelli**DATE OF FIRST CONTRACT:** 6/10/08**HIGH SCHOOL:** Marlborough**COLLEGE:** Southern Connecticut State**CAREER HIGHLIGHTS****2010**—Named a South Atlantic League post season All-Star; Named SAL Most Outstanding pitcher; **2009**—New York-Penn League All-Star

YR	CLUB	W-L	ERA	G	GS	CG	SHO	SV	IP	H	R	ER	HR	HB	BB	SO	WP	BK
08	Brooklyn (A)	2-0	1.00	8	1	0	0	1	18.0	15	2	2	0	0	5	22	1	0
09	Brooklyn (A)	3-6	2.86	12	11	1	0	0	63.0	58	24	20	4	3	15	67	4	1
10	Savannah (A)	8-3	1.93	19	19	0	0	0	107.1	92	36	23	1	3	29	99	4	1
	St. Lucie (A)	3-2	3.38	5	5	0	0	0	24.0	26	10	9	2	1	9	25	2	0
11	Injured - Did Not Play																	
12	St. Lucie (A)	0-0	1.93	3	0	0	0	0	4.2	7	1	1	0	1	2	5	0	0
	Savannah (A)	3-5	6.15	11	10	0	0	0	41.0	41	30	28	3	2	14	39	2	0
Minor League Totals		19-16	2.90	58	46	1	0	1	258.0	239	103	83	10	10	74	257	13	2

★ FULMER, MICHAEL | RIGHTHANDED PITCHER

HEIGHT: 6'3"**WEIGHT:** 200**BATS:** Right**THROWS:** Right**BORN:** 3/15/93, Oklahoma City, OK**RESIDES:** Oklahoma City, OK**HOW OBTAINED/SIGNING SCOUT:** Mets first round supplemental pick in 2011/Steve Gossett**DATE OF FIRST CONTRACT:** 7/23/11**HIGH SCHOOL:** Deer Creek (OK) HS**CAREER HIGHLIGHTS****2012—**Savannah Sterling Award winner

YR	CLUB	W-L	ERA	G	GS	CG	SHO	SV	IP	H	R	ER	HR	HB	BB	SO	WP	BK
11	GCL Mets (R)	0-1	10.13	4	3	0	0	0	5.1	9	7	6	0	1	4	10	1	0
12	Savannah (A)	7-6	2.74	21	21	1	0	0	108.1	92	37	33	6	6	38	101	8	0
Minor League Totals		7-7	3.09	25	24	1	0	0	113.2	101	44	39	6	7	42	111	9	0

★ GAMBOA, JUAN | INFILDER

HEIGHT: 5'7"**WEIGHT:** 190**BATS:** Left**THROWS:** Right**BORN:** 4/18/91, Sinaloa Mexico**RESIDES:** Sinaloa, Mexico**HOW OBTAINED/SIGNING SCOUT:** Signed as a non-drafted free agent in 2010/Rafael Perez, Ismael Cruz & Gabriel Low**DATE OF FIRST CONTRACT:** 5/4/10

YR	CLUB	AVG	G	AB	R	H	2B	3B	HR	RBI	SH	SF	HB	BB	SO	SB	CS	E
10	Mexico (MEX)	.375	5	8	1	3	0	1	0	2	0	0	0	1	2	0	0	1
	DSL Mets #1 (R)	.294	61	221	38	65	11	4	0	21	1	0	0	34	31	16	7	16
11	Mexico (MEX)	.265	21	49	13	13	4	0	2	9	4	1	0	3	11	1	0	6
	GCL Mets (R)	.340	17	53	10	18	4	0	0	3	0	0	0	9	15	0	0	3
	Kingsport (R)	.256	19	78	12	20	4	0	3	10	0	2	0	6	15	4	2	5
	Savannah (A)	.455	4	11	1	5	1	1	0	3	0	0	0	2	0	0	0	0
12	Brooklyn (A)	.186	39	140	11	26	3	0	1	5	3	1	1	21	30	2	4	3
Mexican League Totals		.281	26	57	14	16	4	1	2	11	4	1	0	4	13	1	0	7
Minor League Totals		.266	140	503	72	134	23	5	4	42	4	3	1	72	91	22	13	27

★ GANT, JOHN | RIGHTHANDED PITCHER

HEIGHT: 6'3"**WEIGHT:** 175**BATS:** Right**THROWS:** Right**BORN:** 8/6/92, Savannah, GA**RESIDES:** Wesley Chapel, FL**HOW OBTAINED/SIGNING SCOUT:** Mets 21st round pick in 2011/Les Parker**DATE OF FIRST CONTRACT:** 7/22/11**HIGH SCHOOL:** Wiregrass Ranch (FL) HS

YR	CLUB	W-L	ERA	G	GS	CG	SHO	SV	IP	H	R	ER	HR	HB	BB	SO	WP	BK
11	GCL Mets (R)	0-1	6.48	4	1	0	0	0	8.1	8	6	6	1	1	3	5	1	0
12	Kingsport (R)	3-3	4.55	11	11	0	0	0	55.1	62	31	28	6	1	19	47	10	2
	Savannah (A)	0-1	10.38	1	1	0	0	0	4.1	10	5	5	1	0	0	5	0	0
Minor League Totals		3-5	5.16	16	13	0	0	0	68.0	80	42	39	8	2	22	57	11	2

★ GARCIA, JOSE | CATCHER

HEIGHT: 6'0"**WEIGHT:** 185**BATS:** Switch**THROWS:** Right**BORN:** 11/3/94, Estado Yaracuy, Venezuela**RESIDES:** Estado Yaracuy, Venezuela**HOW OBTAINED/SIGNING SCOUT:** Signed as a non-drafted free agent in 2011/Rafael Perez, Ismael Cruz, Luis Marquez & Henry Sandoval**DATE OF FIRST CONTRACT:** 7/2/11

YR	CLUB	AVG	G	AB	R	H	2B	3B	HR	RBI	SH	SF	HB	BB	SO	SB	CS	E
12	DSL Mets (R)	.216	58	199	23	43	6	3	0	26	3	4	5	28	29	9	4	17



★ GERMAN, AUDRY | RIGHTHANDED PITCHER

HEIGHT: 5'11"**WEIGHT:** 163**BATS:** Right**THROWS:** Right**BORN:** 8/16/92, Bani, Dominican Republic**RESIDES:** Bani, Dominican Republic**HOW OBTAINED/SIGNING SCOUT:** Signed as a non-drafted free agent in 2011/Rafael Perez, Ismael Cruz, Sandy Rosario & Darius Nin**DATE OF FIRST CONTRACT:** 2/15/11

YR	CLUB	W-L	ERA	G	GS	CG	SHO	SV	IP	H	R	ER	HR	HB	BB	SO	WP	BK
11	DSL Mets1 (R)	0-0	2.59	8	3	0	0	0	24.1	14	7	7	0	1	17	16	6	0
	DSL Mets2 (R)	2-1	7.94	8	0	0	0	0	17.0	17	17	15	0	6	6	11	8	2
12	DSL Mets2 (R)	3-2	5.47	11	1	0	0	1	24.2	22	16	15	1	5	19	20	6	0
	DSL Mets1 (R)	1-2	4.85	7	2	0	0	0	13.0	18	17	7	1	3	10	5	3	1
Minor League Totals		6-5	5.01	34	6	0	0	1	79.0	71	57	44	2	15	52	52	23	3

★ GLENN, JEFFREY | CATCHER

HEIGHT: 6'3"**WEIGHT:** 185**BATS:** Right**THROWS:** Right**BORN:** 9/22/91, Phoenix, AZ**RESIDES:** Winter Haven, FL**HOW OBTAINED/SIGNING SCOUT:** Mets ninth round pick in 2009/Tommy Jackson**DATE OF FIRST CONTRACT:** 8/13/09**HIGH SCHOOL:** Winter Haven

YR	CLUB	AVG	G	AB	R	H	2B	3B	HR	RBI	SH	SF	HB	BB	SO	SB	CS	E
10	GCL Mets (R)	.231	24	78	7	18	4	0	1	4	0	0	1	6	19	1	0	4
11	Kingsport (R)	.255	48	157	17	40	15	0	3	19	2	1	2	15	45	3	1	5
12	Brooklyn (A)	.227	27	88	9	20	3	0	1	5	0	0	1	15	26	0	0	2
Minor League Totals		.241	99	323	33	78	22	0	5	28	2	1	4	36	90	4	1	11

★ GOEDDEL, ERIK | RIGHTHANDED PITCHER

HEIGHT: 6'3"**WEIGHT:** 170**BATS:** Right**THROWS:** Right**BORN:** 12/20/88, San Mateo, CA**RESIDES:** Hillsborough, CA**HOW OBTAINED/SIGNING SCOUT:** Mets 24th round pick in 2010/Spencer Graham**DATE OF FIRST CONTRACT:** 7/3/10**HIGH SCHOOL:** Bellarmine Prep**COLLEGE:** UCLA

YR	CLUB	W-L	ERA	G	GS	CG	SHO	SV	IP	H	R	ER	HR	HB	BB	SO	WP	BK
10	GCL Mets (R)	0-0	0.00	1	0	0	0	0	1.0	1	0	0	0	0	0	1	1	0
11	GCL Mets (R)	0-0	1.50	3	3	0	0	0	6.0	5	1	1	0	0	0	2	0	0
	Savannah (A)	3-5	3.39	15	13	0	0	0	71.2	58	29	27	5	1	24	67	5	0
12	St. Lucie (A)	5-6	3.41	22	20	0	0	0	108.1	110	51	41	4	1	43	98	13	0
Minor League Totals		8-11	3.32	41	36	0	0	0	187.0	174	81	69	9	2	67	168	19	0

★ GOMEZ, CARLOS | RIGHTHANDED PITCHER

HEIGHT: 6'1"**WEIGHT:** 160**BATS:** Right**THROWS:** Right**BORN:** 3/30/92, Caracas, Venezuela**RESIDES:** Caracas, Venezuela**HOW OBTAINED/SIGNING SCOUT:** Signed as a non-drafted free agent in 2008/Rafael Perez, Ismael Cruz & Sandy Rosario**DATE OF FIRST CONTRACT:** 10/8/08

YR	CLUB	W-L	ERA	G	GS	CG	SHO	SV	IP	H	R	ER	HR	HB	BB	SO	WP	BK
09	VSL Mets (R)	0-0	6.11	9	0	0	0	1	17.2	19	16	12	1	4	9	10	5	0
10	DSL Mets1 (R)	7-2	1.47	15	13	0	0	0	73.1	62	21	12	0	5	21	46	9	0
11	GCL Mets (R)	0-1	1.59	8	0	0	0	1	11.1	8	2	2	0	0	2	7	2	0
12	Did Not Play																	
Minor League Totals		7-3	2.29	32	13	0	0	2	102.1	89	39	26	1	9	32	63	16	0

★ GOMEZ, GILBERT | OUTFIELDER

HEIGHT: 6'3"**WEIGHT:** 190**BATS:** Right**THROWS:** Right**BORN:** 3/8/92, Santo Domingo, Dominican Republic**RESIDES:** Santo Domingo, Dominican Republic**HOW OBTAINED/SIGNING SCOUT:** Signed as a non-drafted free agent in 2008/Rafael Perez, Ismael Cruz, Pablo Cruz & Franklin Taveras**DATE OF FIRST CONTRACT:** 10/10/08

YR	CLUB	AVG	G	AB	R	H	2B	3B	HR	RBI	SH	SF	HB	BB	SO	SB	CS	E
09	DSL Mets (R)	.268	68	239	54	64	15	2	3	41	2	1	5	50	59	35	7	6
10	GCL Mets (R)	.229	45	157	25	36	11	2	1	15	1	2	5	9	31	7	2	1
11	GCL Mets (R)	.248	38	141	16	35	9	0	2	22	0	1	3	13	39	4	2	0
	St. Lucie (A)	.307	22	75	9	23	4	1	4	10	0	0	1	9	17	4	0	2
12	St. Lucie (A)	.125	2	8	0	1	0	0	0	0	0	0	0	0	3	0	0	0
	Savannah (A)	.256	79	285	39	73	14	3	2	24	2	0	1	48	68	8	8	9
Minor League Totals		.256	254	905	143	232	53	8	12	112	5	4	15	129	217	58	19	18

★ GONZALEZ, MARCOS | RIGHANDED PITCHER

HEIGHT: 6'0"**WEIGHT:** 175**BATS:** Right**THROWS:** Right**BORN:** 10/22/92, Bani, Dominican Republic**RESIDES:** Bani, Dominican Republic**HOW OBTAINED/SIGNING SCOUT:** Signed as a non-drafted free agent in 2010/Rafael Perez, Ismael Cruz & Camilo Pena**DATE OF FIRST CONTRACT:** 4/14/10

YR	CLUB	W-L	ERA	G	GS	CG	SHO	SV	IP	H	R	ER	HR	HB	BB	SO	WP	BK
10	DSL Mets2 (R)	3-1	2.18	17	0	0	0	4	45.1	50	13	11	2	0	5	25	0	0
11	DSL Mets1 (R)	1-1	9.45	3	0	0	0	0	6.2	13	7	7	2	2	2	4	0	0
12	DSL Mets2 (R)	2-1	2.35	12	0	0	0	2	15.1	13	6	4	2	0	2	9	0	0
	DSL Mets1 (R)	0-0	0.96	7	0	0	0	1	9.1	10	1	1	0	0	2	3	2	0
Minor League Totals		6-3	2.70	39	0	0	0	7	76.2	86	27	23	6	2	11	41	2	0

★ GONZALEZ, YOAN | LEFTHANDED PITCHER

HEIGHT: 6'0"**WEIGHT:** 185**BATS:** Left**THROWS:** Left**BORN:** 8/12/95, Maragarita, Venezuela**RESIDES:** Maragarita, Venezuela**HOW OBTAINED/SIGNING SCOUT:** Signed as a non-drafted free agent in 2011/Rafael Perez, Ismael Cruz & Sandy Rosario**DATE OF FIRST CONTRACT:** 11/11/11

YR	CLUB	W-L	ERA	G	GS	CG	SHO	SV	IP	H	R	ER	HR	HB	BB	SO	WP	BK
12	DSL Mets2 (R)	2-1	2.57	14	14	0	0	0	66.2	53	31	19	0	6	24	65	6	0

★ GRONAUER, KAI | CATCHER

HEIGHT: 6'1"**WEIGHT:** 213**BATS:** Right**THROWS:** Right**BORN:** 11/28/86, Solingen, Germany**RESIDES:** Solingen, Germany**HOW OBTAINED/SIGNING SCOUT:** Signed as a non-drafted free agent in 2008/Lionel Chattelle**DATE OF FIRST CONTRACT:** 4/11/08**CAREER HIGHLIGHTS**

2010—Mid-season South Atlantic All-Star; **2009**—Represented Germany in the 2009 IBAF Baseball World Cup; **2008**—Represented Germany in the 2008 Olympic Qualifying Tournament; **2007**—Represented Germany in the 2007 Baseball World Cup

YR	CLUB	AVG	G	AB	R	H	2B	3B	HR	RBI	SH	SF	HB	BB	SO	SB	CS	E
08	GCL Mets (R)	.356	16	45	4	16	1	0	0	10	1	0	2	2	6	0	1	3
09	Savannah (A)	.243	67	230	27	56	7	0	6	23	0	4	5	13	45	0	1	8
10	Savannah (A)	.267	50	191	23	51	10	1	2	23	3	2	7	18	32	3	1	3
	St. Lucie (A)	.324	38	139	18	45	5	0	2	20	0	1	2	10	26	1	0	2
11	GCL Mets (R)	.238	6	21	2	5	3	0	0	6	0	0	0	3	4	0	0	0
	Binghamton (AA)	.253	52	158	19	40	5	1	4	20	1	2	4	14	33	1	0	2
12	Binghamton (AA)	.212	25	85	6	18	3	0	1	6	0	0	1	7	20	2	0	2
	St. Lucie (A)	.205	15	44	6	9	3	0	1	7	0	1	0	3	8	1	0	2
Minor League Totals		.263	269	913	105	240	37	2	16	115	5	10	21	70	174	8	3	22



★ GSELLMAN, ROBERT | RIGHTHANDED PITCHER

HEIGHT: 6'4"

WEIGHT: 200

BATS: Right

THROWS: Right

BORN: 7/18/93, Santa Monica, CA

RESIDES: Los Angeles, CA

HOW OBTAINED/SIGNING SCOUT: Mets 13th round pick in 2011/Chris Becerra

DATE OF FIRST CONTRACT: 7/3/11

HIGH SCHOOL: Westchester (CA) HS

YR	CLUB	W-L	ERA	G	GS	CG	SHO	SV	IP	H	R	ER	HR	HB	BB	SO	WP	BK
11	GCL Mets (R)	0-0	4.15	7	1	0	0	1	13.0	15	6	6	1	1	2	8	1	0
12	Kingsport (R)	1-3	3.92	11	5	0	0	0	43.2	42	27	19	3	5	18	33	2	0
Minor League Totals		1-3	3.97	18	6	0	0	1	56.2	57	33	25	4	6	20	41	3	0

★ GUEDEZ, RONALD | RIGHTHANDED PITCHER

HEIGHT: 6'1"

WEIGHT: 160

BATS: Right

THROWS: Right

BORN: 1/26/96, Valencia, Venezuela

RESIDES: Valencia, Venezuela

HOW OBTAINED/SIGNING SCOUT: Signed as a non-drafted free agent in 2012/Ismael Perez & Hector Rincones

DATE OF FIRST CONTRACT: 8/1/12

YR	CLUB	W-L	ERA	G	GS	CG	SHO	SV	IP	H	R	ER	HR	HB	BB	SO	WP	BK
12	Signed for 2013																	

★ GUTIERREZ, MIGUEL | LEFTHANDED PITCHER

HEIGHT: 6'0"

WEIGHT: 180

BATS: Left

THROWS: Left

BORN: 2/7/95, San Felix, Venezuela

RESIDES: San Felix, Venezuela

HOW OBTAINED/SIGNING SCOUT: Signed as a non-drafted free agent in 2012/Nestor Moreno & Hector Rincones

DATE OF FIRST CONTRACT: 12/3/12

YR	CLUB	W-L	ERA	G	GS	CG	SHO	SV	IP	H	R	ER	HR	HB	BB	SO	WP	BK
12	Signed for 2013																	

★ GUZMAN, RAFAEL | CATCHER

HEIGHT: 6'1"

WEIGHT: 175

BATS: Right

THROWS: Right

BORN: 10/5/95, Palo Negro, Venezuela

RESIDES: Turmero, Venezuela

HOW OBTAINED/SIGNING SCOUT: Signed as a non-drafted free agent in 2012/Ismael Perez & Hector Rincones

DATE OF FIRST CONTRACT: 11/9/12

YR	CLUB	AVG	G	AB	R	H	2B	3B	HR	RBI	SH	SF	HB	BB	SO	SB	CS	E
12	Signed for 2013																	

★ HANSEN, CRAIG | RIGHTHANDED PITCHER

HEIGHT: 6'0"

WEIGHT: 185

BATS: Left

THROWS: Right

BORN: 11/15/83, Rockville Center, NY

RESIDES: Glen Cove, NY

HOW OBTAINED/SIGNING SCOUT: Signed as a minor league free agent in 2012

DATE OF FIRST CONTRACT: 7/23/05

HIGH SCHOOL: Glen Cove

COLLEGE: St. John's

YR	CLUB	W-L	ERA	G	GS	CG	SHO	SV	IP	H	R	ER	HR	HB	BB	SO	WP	BK
05	GCL Red Sox (R)	1-0	0.00	2	1	0	0	0	3.0	2	0	0	0	0	0	4	0	0
	Portland (AA)	0-0	0.00	8	0	0	0	1	9.2	9	0	0	0	0	1	10	0	0
	BOSTON (AL)	0-0	6.00	4	0	0	0	0	3.0	6	2	2	1	0	1	3	0	0
06	Portland (AA)	1-0	0.82	5	0	0	0	0	11.0	4	1	1	0	3	4	12	0	0
	Pawtucket (AAA)	1-2	2.75	14	4	0	0	0	36.0	31	14	11	0	0	19	26	2	0
	BOSTON (AL)	2-2	6.63	38	0	0	0	0	38.0	46	32	28	5	4	15	30	1	0
07	Pawtucket (AAA)	3-1	3.86	40	0	0	0	3	51.1	58	29	22	2	3	32	48	5	0
08	Pawtucket (AAA)	1-0	1.62	11	0	0	0	0	16.2	6	4	3	0	3	5	17	0	1
	BOSTON (AL)	1-3	5.58	32	0	0	0	2	30.2	29	23	19	2	1	23	25	3	0
	Indianapolis (AAA)	0-0	9.00	2	0	0	0	0	2.0	4	2	2	0	0	1	2	1	0
	PITTSBURGH (NL)	1-4	7.47	16	0	0	0	1	15.2	11	14	13	1	1	20	7	3	0
09	PITTSBURGH (NL)	0-0	5.68	5	0	0	0	0	6.1	6	4	4	1	1	4	5	0	0
10	Bradenton (A)	1-3	3.86	11	0	0	0	0	14.0	13	10	6	0	2	11	15	3	0
	Altoona (AA)	0-0	0.00	1	0	0	0	0	2.0	0	0	0	0	0	2	0	0	0
12	Brooklyn (A)	0-1	11.25	5	0	0	0	0	4.0	5	6	5	0	5	5	3	2	0
	Savannah (A)	0-0	0.00	2	0	0	0	0	2.0	0	0	0	0	0	2	1	0	0
Minor League Totals		8-7	2.97	101	5	0	0	4	151.2	132	66	50	2	16	82	138	13	1
Major League Totals		4-9	6.34	95	0	0	0	3	93.2	98	75	66	10	7	63	70	7	0

★ HARRIS, ALONZO | OUTFIELDER

HEIGHT: 5'10"**WEIGHT:** 165**BATS:** Right**THROWS:** Right**BORN:** 1/16/89, Cleveland, MS**RESIDES:** McComb, MS**HOW OBTAINED/SIGNING SCOUT:** Mets 39th round pick in 2007/Benny Latino**DATE OF FIRST CONTRACT:** 8/15/07**HIGH SCHOOL:** McComb

CAREER HIGHLIGHTS

2012—St. Lucie Mets Sterling Award winner

YR	CLUB	AVG	G	AB	R	H	2B	3B	HR	RBI	SH	SF	HB	BB	SO	SB	CS	E
08	GCL Mets (R)	.308	33	104	23	32	6	0	5	10	1	0	3	9	23	7	2	10
09	Kingsport (R)	.273	58	253	49	69	4	5	10	39	2	2	2	17	59	15	6	7
	Savannah (A)	.200	7	25	3	5	0	0	0	3	0	0	0	2	8	0	0	1
10	Savannah (A)	.224	105	380	51	85	18	6	5	42	6	5	6	20	90	18	7	21
11	Savannah (A)	.270	109	355	56	96	11	4	4	28	11	2	4	28	65	15	6	6
12	St. Lucie (A)	.287	116	443	74	127	23	7	8	42	2	2	3	44	66	40	11	4
Minor League Totals		.265	428	1560	256	414	62	22	32	164	22	11	18	120	311	95	32	49

★ HARRISON, BRIAN | INFILDER

HEIGHT: 6'2"**WEIGHT:** 180**BATS:** Right**THROWS:** Right**BORN:** 12/15/88, Hilton Head, SC**RESIDES:** Hilton Head, SC**HOW OBTAINED/SIGNING SCOUT:** Mets 13th round pick in 2010/Marlin McPhail**DATE OF FIRST CONTRACT:** 6/11/10**HIGH SCHOOL:** Hilton Head Island**COLLEGE:** Furman

YR	CLUB	AVG	G	AB	R	H	2B	3B	HR	RBI	SH	SF	HB	BB	SO	SB	CS	E
10	GCL Mets (R)	.296	8	27	3	8	3	1	1	3	0	0	1	2	5	0	0	2
	Brooklyn (A)	.286	35	126	24	36	10	1	7	22	3	2	4	10	18	2	0	12
	Savannah (A)	.250	5	16	2	4	2	0	0	0	0	0	0	0	3	0	0	3
11	Brooklyn (A)	.237	62	219	31	52	7	0	3	30	0	2	9	23	45	2	0	7
12	Savannah (A)	.241	113	423	54	102	27	1	5	61	0	4	6	40	72	5	0	12
Minor League Totals		.249	223	811	114	202	49	3	16	116	3	8	20	75	143	9	0	36

★ HAWKINS, LaTROY | RIGHANDED PITCHER

MAJOR LEAGUE INVITE

★ HERRERA, DANIEL | LEFTHANDED PITCHER

HEIGHT: 5'6"**WEIGHT:** 165**BATS:** Left**THROWS:** Left**BORN:** 10/21/84, Odessa, TX**RESIDES:** Austin, TX**HOW OBTAINED/SIGNING SCOUT:** Obtained from the Milwaukee Brewers, along with RHP Adrian Rosario, on September 1, 2011 as the players-to-be-named later in the July 12, 2011 trade of RHP Francisco Rodriguez/Steve Leavitt (Texas)**DATE OF FIRST CONTRACT:** 6/22/06**HIGH SCHOOL:** Permian**COLLEGE:** University of New Mexico

YR	CLUB	W-L	ERA	G	GS	CG	SHO	SV	IP	H	R	ER	HR	HB	BB	SO	WP	BK
06	AZL Rangers (R)	0-1	2.08	3	0	0	0	2	8.2	5	2	2	0	0	0	11	1	0
	Bakersfield (A)	4-2	1.35	14	5	0	0	1	53.1	39	16	8	0	5	12	61	3	0
07	Bakersfield (A)	2-0	3.27	7	1	0	0	1	11.0	14	4	4	1	0	5	11	0	0
	Frisco (AA)	5-2	3.78	34	0	0	0	0	52.1	43	24	22	3	3	20	64	2	0
08	Chattanooga (AA)	3-0	2.55	10	0	0	0	0	17.2	12	6	5	0	1	7	10	0	0
	Louisville (AAA)	4-4	2.78	48	0	0	0	6	55.0	47	20	17	4	0	10	50	0	1
	CINCINNATI (NL)	0-0	7.36	7	0	0	0	0	7.1	10	7	6	1	2	3	8	0	0
09	CINCINNATI (NL)	4-4	3.06	70	0	0	0	0	61.2	63	30	21	5	2	24	44	1	0
10	CINCINNATI (NL)	1-3	3.91	36	0	0	0	0	23.0	31	10	10	2	0	6	14	0	0
	Louisville (AAA)	2-2	4.30	26	1	0	0	5	37.2	31	18	18	2	5	5	34	1	0
11	Louisville (AAA)	0-4	3.86	17	0	0	0	1	18.2	20	11	8	1	1	7	15	0	0
	MILWAUKEE (NL)	0-0	21.60	2	0	0	0	0	1.2	6	5	4	1	0	1	0	0	0
	Nashville (AAA)	1-0	1.48	29	0	0	0	2	42.2	32	8	7	2	1	8	39	4	0
	METS (NL)	0-1	1.13	16	0	0	0	0	8.0	7	1	1	0	0	2	5	1	1
12	Buffalo (AAA)	0-0	1.50	3	0	0	0	1	6.0	3	1	1	1	0	3	5	0	0
Minor League Totals		21-15	2.73	191	7	0	0	19	303.0	246	110	92	14	16	77	300	11	1
Major League Totals		5-8	3.72	131	0	0	0	0	101.2	117	53	42	9	4	36	71	2	1



★ HILARIO, JULIAN | RIGHTHANDED PITCHER

HEIGHT: 6'1"**WEIGHT:** 190**BATS:** Right**THROWS:** Right**BORN:** 8/17/90, Santiago, Dominican Republic**RESIDES:** Santiago, Dominican Republic**HOW OBTAINED/SIGNING SCOUT:** Signed as a non-drafted free agent in 2009/Rafael Perez, Ismael Cruz & Sandy Rosario**DATE OF FIRST CONTRACT:** 10/29/09

YR	CLUB	W-L	ERA	G	GS	CG	SHO	SV	IP	H	R	ER	HR	HB	BB	SO	WP	BK
10	DSL Mets1(R)	3-2	3.51	13	7	0	0	1	48.2	50	21	19	0	5	16	28	8	0
11	GCL Mets1 (R)	1-3	2.81	11	5	0	0	0	41.2	41	19	13	0	4	15	34	1	3
12	Brooklyn (A)	4-4	3.23	12	10	0	0	0	55.2	62	25	20	1	7	20	45	2	1
Minor League Totals		8-9	3.21	36	22	0	0	1	146.0	153	65	52	1	16	51	107	11	4

★ HILARIO, MANUEL | CATCHER

HEIGHT: 5'10"**WEIGHT:** 172**BATS:** Right**THROWS:** Right**BORN:** 2/10/92, Moca, Dominican Republic**RESIDES:** Santiago, Dominican Republic**HOW OBTAINED/SIGNING SCOUT:** Signed as a non-drafted free agent in 2011/Rafael Perez, Ismael Cruz & Modesto Abreu**DATE OF FIRST CONTRACT:** 3/8/11

YR	CLUB	AVG	G	AB	R	H	2B	3B	HR	RBI	SH	SF	HB	BB	SO	SB	CS	E
11	DSL Mets2 (R)	.220	62	177	27	39	10	4	2	28	0	3	15	37	38	22	8	9
12	DSL Mets1 (R)	.269	34	119	22	32	4	3	2	17	0	2	1	14	24	11	0	3
	DSL Mets2 (R)	.305	28	105	23	32	9	3	2	24	0	1	4	16	18	12	2	2
Minor League Totals		.257	124	401	72	103	23	10	6	69	0	6	20	67	80	45	10	14

★ HOFFMANN, JAMIE | OUTFIELDER

MAJOR LEAGUE INVITE

★ HOLT, BRAD | RIGHTHANDED PITCHER

HEIGHT: 6'4"**WEIGHT:** 194**BATS:** Right**THROWS:** Right**BORN:** 10/13/86, Albemarle, NC**RESIDES:** Albemarle, NC**HOW OBTAINED/SIGNING SCOUT:** Mets first round (supplemental) pick in 2008/Marlin McPhail**DATE OF FIRST CONTRACT:** 6/13/08**HIGH SCHOOL:** Albermarle**COLLEGE:** University of North Carolina-Wilmington

CAREER HIGHLIGHTS

2010—Named to the Arizona Fall League's Rising Stars Game; **2009**—Florida State League All-Star; **2008**—New York-Penn League All-Star, Brooklyn Sterling Award winner

YR	CLUB	W-L	ERA	G	GS	CG	SHO	SV	IP	H	R	ER	HR	HB	BB	SO	WP	BK
08	Brooklyn (A)	5-3	1.87	14	14	0	0	0	72.1	43	18	15	3	4	33	96	2	0
09	St. Lucie (A)	4-1	3.12	9	9	0	0	0	43.1	34	16	15	5	1	13	54	3	0
	Binghamton (AA)	3-6	6.21	11	11	0	0	0	58.0	58	42	40	9	3	23	45	4	0
10	Binghamton (AA)	1-5	10.20	11	11	0	0	0	30.0	43	35	34	2	3	23	25	3	0
	St. Lucie (A)	2-9	7.48	14	14	0	0	0	65.0	68	57	54	4	14	56	62	20	0
11	Binghamton (AA)	8-8	4.71	34	13	0	0	0	93.2	75	57	49	7	4	57	74	18	2
12	Buffalo (AAA)	0-0	10.13	6	0	0	0	1	5.1	11	6	6	0	1	4	3	1	0
	Binghamton (AA)	2-1	3.40	39	0	0	0	1	47.2	43	21	18	3	2	28	42	5	0
Minor League Totals		25-33	5.01	137	70	0	0	2	415.1	375	252	231	33	32	237	401	56	2

★ HUCHINGSON, DANIEL (CHASE) | LEFTHANDED PITCHER

HEIGHT: 6'5"**WEIGHT:** 197**BATS:** Left**THROWS:** Left**BORN:** 4/14/89, Fayetteville, AR**RESIDES:** Fayetteville, AR**HOW OBTAINED/SIGNING SCOUT:** Signed as a non-drafted free agent in 2010/Max Semler**DATE OF FIRST CONTRACT:** 7/6/10**HIGH SCHOOL:** Fayetteville**COLLEGE:** University of Central Arkansas**CAREER HIGHLIGHTS****2012**—Florida State League All-Star; **2011**—South Atlantic League All-Star

YR	CLUB	W-L	ERA	G	GS	CG	SHO	SV	IP	H	R	ER	HR	HB	BB	SO	WP	BK
10	Kingsport (R)	0-1	4.09	5	2	0	0	0	11.0	9	6	5	1	1	5	13	2	0
11	Savannah (A)	7-2	1.82	27	8	0	0	0	84.0	61	24	17	1	6	25	91	10	1
12	St. Lucie (A)	8-7	4.10	24	22	0	0	0	120.2	120	64	55	6	12	55	102	12	0
Minor League Totals		15-10	3.21	56	32	0	0	0	215.2	190	94	77	8	19	85	206	24	1

★ INFANTE, SANTOS | OUTFIELDER

HEIGHT: 6'3**WEIGHT:** 195**BATS:** Right**THROWS:** Right**BORN:** 4/15/95 Santo Domingo Norte, Dominican Republic**RESIDES:** Santo Domingo Norte, Dominican Republic**HOW OBTAINED/SIGNING SCOUT:** Signed as a non-drafted free agent in 2012/Alexis de la Cruz & Gerardo Cabrera**DATE OF FIRST CONTRACT:** 10/11/12

YR	CLUB	AVG	G	AB	R	H	2B	3B	HR	RBI	SH	SF	HB	BB	SO	SB	CS	E
12																		Signed for 2013

★ KAPLAN, JEFFREY | RIGHANDED PITCHER

HEIGHT: 6'0"**WEIGHT:** 195**BATS:** Right**THROWS:** Right**BORN:** 7/9/85, San Diego, CA**RESIDES:** Dana Point, CA**HOW OBTAINED/SIGNING SCOUT:** Mets 11th round pick in 2008/Fred Mazuca**DATE OF FIRST CONTRACT:** 6/9/08**HIGH SCHOOL:** Dana Point**COLLEGE:** Cal State-Fullerton**CAREER HIGHLIGHTS****2011**—Florida State League Midseason All-Star; **2009**—South Atlantic League All-Star

YR	CLUB	W-L	ERA	G	GS	CG	SHO	SV	IP	H	R	ER	HR	HB	BB	SO	WP	BK
08	Brooklyn (A)	3-2	3.45	15	4	0	0	2	47.0	37	19	18	1	1	17	39	1	0
09	Savannah (A)	4-2	1.46	10	9	0	0	0	55.2	51	13	9	1	3	17	47	2	0
	St. Lucie (A)	3-5	3.39	10	9	0	0	0	58.1	56	28	22	3	2	19	47	2	0
10	GCL Mets (R)	0-0	0.00	1	0	0	0	0	1.0	3	0	0	0	0	0	1	0	0
11	Binghamton (AA)	0-0	4.50	3	0	0	0	0	4.0	5	2	2	0	0	2	4	0	0
	St. Lucie (A)	2-5	3.45	45	0	0	0	12	57.1	51	24	22	3	2	24	44	7	0
12	St. Lucie (A)	2-0	4.50	6	0	0	0	2	10.0	12	5	5	0	0	2	6	0	0
	Binghamton (AA)	3-0	3.12	19	0	0	0	1	26.0	35	9	9	1	1	8	24	2	0
Minor League Totals		17-14	3.02	109	22	0	0	17	259.1	250	100	87	9	9	89	212	14	0

★ KAUPPE, BRANDEN | INFIELDER

HEIGHT: 5'7"**WEIGHT:** 175**BATS:** Switch**THROWS:** Right**BORN:** 4/10/94, Wailuku, HI**RESIDES:** Wailuku, HI**HOW OBTAINED/SIGNING SCOUT:** Mets fourth round pick in 2012/Jim Blueberg**DATE OF FIRST CONTRACT:** 6/13/12**HIGH SCHOOL:** Baldwin

YR	CLUB	AVG	G	AB	R	H	2B	3B	HR	RBI	SH	SF	HB	BB	SO	SB	CS	E
12	Kingsport (R)	.173	50	133	23	23	1	1	0	3	0	1	1	38	44	3	3	14



★ KOCH, MATT | RIGHTEHANDED PITCHER

HEIGHT: 6'3"**WEIGHT:** 185**BATS:** Left**THROWS:** Right**BORN:** 11/2/90, Storm Lake, IA**RESIDES:** Cherokee, IA**HOW OBTAINED/SIGNING SCOUT:** Mets third round pick in 2012/Jarrett England**DATE OF FIRST CONTRACT:** 6/9/12**HIGH SCHOOL:** Cherokee Washington**COLLEGE:** University of Louisville

YR	CLUB	W-L	ERA	G	GS	CG	SHO	SV	IP	H	R	ER	HR	HB	BB	SO	WP	BK
12	Brooklyn (A)	0-2	5.01	13	2	0	0	0	23.1	25	13	13	1	3	7	19	2	0

★ KOLAREK, ADAM | LEFTHANDED PITCHER

HEIGHT: 6'3"**WEIGHT:** 215**BATS:** Left**THROWS:** Left**BORN:** 1/14/89, Catonsville, MD**RESIDES:** Baltimore, MD**HOW OBTAINED/SIGNING SCOUT:** Mets 11th round pick in 2010/Jim Thompson**DATE OF FIRST CONTRACT:** 6/14/10**HIGH SCHOOL:** Catonsville**COLLEGE:** University of Maryland**PERSONAL HIGHLIGHTS**

His father, Frank, played professionally in the Oakland Athletics organization from 1976-1982.

CAREER HIGHLIGHTS**2012—** Florida State League All-Star

YR	CLUB	W-L	ERA	G	GS	CG	SHO	SV	IP	H	R	ER	HR	HB	BB	SO	WP	BK
10	Kingsport (R)	0-0	3.86	5	0	0	0	0	9.1	3	4	4	1	1	3	15	0	0
	Brooklyn (A)	2-1	2.89	17	0	0	0	1	28.0	16	11	9	3	2	15	30	2	0
11	St. Lucie (A)	0-1	7.36	5	0	0	0	0	7.1	13	6	6	0	0	4	3	0	0
	Savannah (A)	7-0	2.22	21	1	0	0	5	52.2	41	16	13	1	6	19	55	2	0
12	Binghamton (AA)	2-0	5.68	6	0	0	0	1	6.1	10	4	4	2	0	4	8	1	0
	St. Lucie (A)	1-3	2.37	44	0	0	0	18	57.0	49	18	15	3	2	21	70	6	0
Minor League Totals		12-5	2.86	98	1	0	0	25	160.2	132	59	51	10	11	65	181	11	0

★ KUEBLER, JACOB | RIGHTEHANDED PITCHER

HEIGHT: 6'5"**WEIGHT:** 200**BATS:** Right**THROWS:** Right**BORN:** 9/3/89, Lincoln, NE**RESIDES:** Lincoln, NE**HOW OBTAINED/SIGNING SCOUT:** Signed as a minor league free agent in 2012/Steve Gossett**DATE OF FIRST CONTRACT:** 6/10/08**HIGH SCHOOL:** Lincoln Southeast**CAREER HIGHLIGHTS****2012—** Converted from infielder to pitcher

YR	CLUB	AVG	G	AB	R	H	2B	3B	HR	RBI	SH	SF	HB	BB	SO	SB	CS	E
08	AZL Royals (R)	.187	35	123	13	23	4	0	1	10	1	0	1	6	23	5	1	14
09	Burlington (R)	.215	55	177	27	38	5	0	4	14	0	1	6	28	52	7	2	15
10	Idaho Falls (R)	.330	23	94	16	31	9	0	3	18	0	1	0	6	26	3	2	3
	Burlington (A)	.265	45	166	17	44	7	0	2	21	1	3	2	18	35	0	0	4
11	Kane County (A)	.209	92	339	35	71	17	2	7	30	1	0	1	38	91	5	3	4
12	Wilmington (A)	.150	32	107	8	16	2	0	2	10	1	0	3	7	35	0	0	0
Minor League Totals		.222	282	1006	116	223	44	2	19	103	4	5	13	103	262	20	8	40

★ LAFFEY, AARON | LEFTHANDED PITCHER

MAJOR LEAGUE INVITE

★ LARA, RAINY | RIGHTHANDED PITCHER

HEIGHT: 6'4"**WEIGHT:** 180**BATS:** Right**THROWS:** Right**BORN:** 3/14/91, Bani, Dominican Republic**RESIDES:** Bani, Dominican Republic**HOW OBTAINED/SIGNING SCOUT:** Signed as a non drafted free agent in 2009/Rafael Perez, Ismael Cruz & Franklin Taveras**DATE OF FIRST CONTRACT:** 10/31/09

YR	CLUB	W-L	ERA	G	GS	CG	SHO	SV	IP	H	R	ER	HR	HB	BB	SO	WP	BK
10	DSL Mets2 (R)	4-2	1.97	14	12	0	0	1	64.0	48	14	14	2	8	13	51	4	0
11	GCL Mets (R)	1-2	2.22	16	0	0	0	6	24.1	23	7	6	0	1	7	18	0	0
12	Brooklyn (A)	8-3	2.91	12	12	0	0	0	68.0	53	23	22	6	2	12	77	1	0
Minor League Totals		13-7	2.42	42	24	0	0	7	156.1	124	44	42	8	11	32	146	5	0

★ LAWLEY, DUSTIN | INFILDER/OUTFIELDER

HEIGHT: 6'1"**WEIGHT:** 195**BATS:** Right**THROWS:** Right**BORN:** 4/11/89, Adger, AL**RESIDES:** Adger, AL**HOW OBTAINED/SIGNING SCOUT:** Mets 19th round pick in 2011/Tommy Jackson**DATE OF FIRST CONTRACT:** 6/10/11**HIGH SCHOOL:** Bessemer Academy**COLLEGE:** University of West Florida

YR	CLUB	AVG	G	AB	R	H	2B	3B	HR	RBI	SH	SF	HB	BB	SO	SB	CS	E
11	Kingsport (R)	.284	57	232	37	66	17	3	9	43	1	6	3	14	48	5	5	10
	Savannah (A)	.273	3	11	2	3	2	0	1	1	0	0	0	4	0	0	0	
12	Savannah (A)	.261	129	482	77	126	35	3	14	66	0	6	5	50	122	14	4	8
Minor League Totals		.269	189	725	116	195	54	6	24	110	1	12	8	64	174	19	9	18

★ LEAL, MIGUEL | CATCHER

HEIGHT: 6'0"**WEIGHT:** 184**BATS:** Right**THROWS:** Right**BORN:** 7/4/91, Cabudare, Lara Venezuela**RESIDES:** Cabudare, Lara Venezuela**HOW OBTAINED/SIGNING SCOUT:** Signed as a non drafted free agent in 2010/Rafael Perez, Ismael Cruz & Marciano Alvarez**DATE OF FIRST CONTRACT:** 2/18/10

YR	CLUB	AVG	G	AB	R	H	2B	3B	HR	RBI	SH	SF	HB	BB	SO	SB	CS	E
10	DSL Mets1 (R)	.223	42	112	13	25	5	1	0	9	3	1	1	12	16	5	0	3
11	DSL Mets1 (R)	.275	54	149	16	41	4	0	0	18	3	3	1	18	17	2	1	7
12	DSL Mets1 (R)	.260	48	123	11	32	3	0	0	15	1	5	5	18	12	5	4	2
Minor League Totals		.255	144	384	40	98	12	1	0	42	7	9	7	48	45	12	5	12

★ LEATHERSICH, JOHN (JACK) | LEFTHANDED PITCHER

HEIGHT: 5'11"**WEIGHT:** 205**BATS:** Right**THROWS:** Left**BORN:** 7/14/90, Beverly, MA**RESIDES:** Beverly, MA**HOW OBTAINED/SIGNING SCOUT:** Mets fifth round pick in 2011/Art Pontarelli**DATE OF FIRST CONTRACT:** 6/26/11**HIGH SCHOOL:** Beverly**COLLEGE:** Massachusetts Lowell

YR	CLUB	W-L	ERA	G	GS	CG	SHO	SV	IP	H	R	ER	HR	HB	BB	SO	WP	BK
11	Brooklyn (A)	0-0	0.71	9	0	0	0	1	12.2	6	1	1	0	0	3	26	0	0
12	Savannah (A)	0-1	0.75	12	0	0	0	1	24.0	10	4	2	0	5	8	37	0	0
	St. Lucie (A)	2-5	4.13	26	0	0	0	1	48.0	41	25	22	3	5	24	76	3	0
Minor League Totals		2-6	2.66	47	0	0	0	3	84.2	57	30	25	3	10	35	139	3	0

★ LEROUX, JONATHAN | INFILDER

HEIGHT: 6'1"**WEIGHT:** 205**BATS:** Right**THROWS:** Right**BORN:** 9/19/90, Auburn, MA**RESIDES:** Auburn, MA**HOW OBTAINED/SIGNING SCOUT:** Mets 32nd round pick in 2012/Art Pontarelli**DATE OF FIRST CONTRACT:** 6/19/12**HIGH SCHOOL:** Auburn**COLLEGE:** Northeastern

YR	CLUB	AVG	G	AB	R	H	2B	3B	HR	RBI	SH	SF	HB	BB	SO	SB	CS	E
12	Kingsport (R)	.198	40	116	19	23	9	0	4	13	0	2	4	12	34	1	1	4



★ LUCAS, RICHARD | INFIELDER

HEIGHT: 6'1"**WEIGHT:** 207**BATS:** Right**THROWS:** Right**BORN:** 11/2/88, Philadelphia, PA**RESIDES:** Jacksonville, FL**HOW OBTAINED/SIGNING SCOUT:** Mets fourth round pick in 2007/Steve Barningham**DATE OF FIRST CONTRACT:** 6/8/07**HIGH SCHOOL:** Wolfson Senior**CAREER HIGHLIGHTS****2011**—New York-Penn League All-Star

YR	CLUB	AVG	G	AB	R	H	2B	3B	HR	RBI	SH	SF	HB	BB	SO	SB	CS	E
07	GCL Mets (R)	.264	52	212	27	56	8	2	2	30	0	1	3	15	66	2	1	10
08	Savannah (A)	.185	31	119	15	22	5	2	2	13	1	1	0	11	41	1	3	6
	Kingsport (R)	.185	7	27	2	5	1	0	1	3	0	0	0	3	11	0	0	3
09	GCL Mets (R)	.333	5	18	1	6	3	0	0	3	0	0	0	2	5	1	0	0
	Kingsport (R)	.357	26	98	28	35	12	1	4	21	0	1	2	20	20	1	2	4
	Brooklyn (A)	.250	16	60	4	15	5	2	0	6	0	2	0	7	14	1	1	3
10	St. Lucie (A)	.212	129	434	55	92	18	2	11	52	1	5	0	34	149	5	3	21
11	Brooklyn (A)	.300	69	250	46	75	19	3	6	41	0	4	6	31	66	2	2	9
12	St. Lucie (A)	.251	124	411	71	103	26	1	8	53	2	1	11	60	128	19	4	19
Minor League Totals		.251	459	1629	249	409	97	13	34	222	4	15	34	183	500	32	16	75

★ LUGO, JESUS | RIGHANDED PITCHER

HEIGHT: 6'1"**WEIGHT:** 165**BATS:** Right**THROWS:** Right**BORN:** 3/31/94, Bani, Santo Domingo, Dominican Republic**RESIDES:** Bani, Santo Domingo, Dominican Republic**HOW OBTAINED/SIGNING SCOUT:** Signed as a non-drafted free agent in 2011/Rafael Perez, Ismael Cruz & Gerardo Cabrera**DATE OF FIRST CONTRACT:** 12/8/11

YR	CLUB	W-L	ERA	G	GS	CG	SHO	SV	IP	H	R	ER	HR	HB	BB	SO	WP	BK
12	DSL Mets2 (R)	4-3	3.61	18	3	0	0	1	47.1	40	23	19	0	3	21	49	5	0

★ LUGO, SETH (JACOB) | RIGHANDED PITCHER

HEIGHT: 6'4"**WEIGHT:** 185**BATS:** Right**THROWS:** Right**BORN:** 11/17/89, Bossier City, LA**RESIDES:** Bossier City, LA**HOW OBTAINED/SIGNING SCOUT:** Mets 34th round pick in 2011/Tommy Jackson**DATE OF FIRST CONTRACT:** 6/12/11**HIGH SCHOOL:** Parkway HS**COLLEGE:** Centenary

YR	CLUB	W-L	ERA	G	GS	CG	SHO	SV	IP	H	R	ER	HR	HB	BB	SO	WP	BK
11	Kingsport (R)	5-2	3.66	11	10	0	0	0	46.2	42	27	19	5	2	20	44	9	0
12									Did Not Play									
Minor League Totals		5-2	3.66	11	10	0	0	0	46.2	42	27	19	5	2	20	44	9	0

★ LUPO, VICENTE | OUTFIELDER

HEIGHT: 6'0"**WEIGHT:** 180**BATS:** Right**THROWS:** Right**BORN:** 11/26/93, Caracas, Venezuela**RESIDES:** Estado Lara, Venezuela**HOW OBTAINED/SIGNING SCOUT:** Signed as a non-drafted free agent in 2010/Rafael Perez, Ismael Cruz, Robert Alfonso & Hector Rincones**DATE OF FIRST CONTRACT:** 7/2/10**CAREER HIGHLIGHTS****2012**—Dominican Summer League #2 Sterling Award winner

YR	CLUB	AVG	G	AB	R	H	2B	3B	HR	RBI	SH	SF	HB	BB	SO	SB	CS	E
11	DSL Mets1 (R)	.197	49	132	21	26	7	1	5	13	0	0	2	23	59	5	0	1
12	DSL Mets2 (R)	.343	65	204	58	70	18	3	10	45	1	0	18	46	45	12	7	7
Minor League Totals		.286	114	336	79	96	25	4	15	58	1	0	20	69	104	17	7	8

★ MACHILLANDA, ALEX | CATCHER

HEIGHT: 5'11"**WEIGHT:** 177**BATS:** Right**THROWS:** Right**BORN:** 10/1/91, Ocumare del Toy Miranda, Venezuela**RESIDES:** Ocumare del Toy Miranda, Venezuela**HOW OBTAINED/SIGNING SCOUT:** Signed as a non-drafted free agent in 2009/Rafael Perez, Ismael Cruz & Modesto Abreu**DATE OF FIRST CONTRACT:** 7/28/09

YR	CLUB	AVG	G	AB	R	H	2B	3B	HR	RBI	SH	SF	HB	BB	SO	SB	CS	E
10	DSL Mets2 (R)	.145	38	69	1	10	2	0	0	6	0	1	4	6	13	1	0	2
11	DSL Mets2 (R)	.310	32	58	10	18	4	0	0	2	1	1	1	12	8	5	2	4
	DSL Mets1 (R)	.206	13	34	1	7	0	0	0	3	0	1	0	5	6	1	1	1
12	Kingsport (R)	.217	23	60	4	13	1	0	0	6	1	0	1	4	8	0	0	1
Minor League Totals		.217	106	221	16	48	7	0	0	17	2	3	6	27	35	7	3	8

★ MARACARO, ALVIN | INFILDER

HEIGHT: 5'9"**WEIGHT:** 178**BATS:** Right**THROWS:** Right**BORN:** 2/10/93, Villa de Cura, Venezuela**RESIDES:** Maracay, Edo Aragua, Venezuela**HOW OBTAINED/SIGNING SCOUT:** Signed as a non-drafted free agent in 2011/Rafael Perez, Ismael Cruz & Hector Rincones**DATE OF FIRST CONTRACT:** 6/1/11

YR	CLUB	AVG	G	AB	R	H	2B	3B	HR	RBI	SH	SF	HB	BB	SO	SB	CS	E
11	DSL Mets1 (R)	.298	41	121	19	36	4	2	0	13	0	1	5	7	25	10	3	5
12	DSL Mets2 (R)	.129	15	31	8	4	0	0	0	1	1	0	3	7	6	4	0	3
Minor League Totals		.263	56	152	27	40	4	2	0	14	1	1	8	14	31	14	3	8

★ MARIA, JOSE | CATCHER

HEIGHT: 5'9"**WEIGHT:** 180**BATS:** Right**THROWS:** Right**BORN:** 11/30/94, Santo Domingo Este, Dominican Republic**RESIDES:** Santo Domingo Este, Dominican Republic**HOW OBTAINED/SIGNING SCOUT:** Signed as a non-drafted free agent in 2011/Rafael Perez, Ismael Cruz & Alexis de la Cruz**DATE OF FIRST CONTRACT:** 8/9/11

YR	CLUB	AVG	G	AB	R	H	2B	3B	HR	RBI	SH	SF	HB	BB	SO	SB	CS	E
12	DSL Mets2 (R)	.128	16	39	6	5	1	0	0	8	1	3	1	7	12	1	0	1
	DSL Mets1 (R)	.187	23	75	8	14	2	1	0	5	0	0	2	8	17	2	4	2
Minor League Totals		.167	39	114	14	19	3	1	0	13	1	3	3	15	29	3	4	3

★ MARON, CAMDEN (CAM) | CATCHER

HEIGHT: 6'1"**WEIGHT:** 175**BATS:** Left**THROWS:** Right**BORN:** 1/20/91, Hicksville, NY**RESIDES:** Hicksville, NY**HOW OBTAINED/SIGNING SCOUT:** Mets 34th round pick in 2009/Larry Izzo, Jr.**DATE OF FIRST CONTRACT:** 6/29/09**HIGH SCHOOL:** Hicksville

CAREER HIGHLIGHTS

2011—Kingsport Sterling Award Winner; Appalachian League Postseason All-Star

YR	CLUB	AVG	G	AB	R	H	2B	3B	HR	RBI	SH	SF	HB	BB	SO	SB	CS	E
09	GCL Mets (R)	.293	12	41	8	12	2	0	1	7	0	0	1	7	7	1	0	2
10	GCL Mets (R)	.313	20	48	8	15	1	1	1	7	3	0	1	7	8	0	0	12
11	Kingsport (R)	.318	58	201	38	64	8	1	3	24	6	0	3	38	34	4	2	6
	Savannah (A)	.250	1	4	0	1	0	0	0	0	0	0	0	0	2	0	0	0
12	Savannah (A)	.300	93	343	48	103	18	2	5	47	2	3	8	53	73	2	1	6
Minor League Totals		.306	184	637	102	195	29	4	10	85	11	3	13	105	124	7	3	26



★ MARQUEZ, BRADLEY | OUTFIELDER

HEIGHT: 6'1"**WEIGHT:** 185**BATS:** Right**THROWS:** Right**BORN:** 12/14/92, Odessa, TX**RESIDES:** Odessa, TX**HOW OBTAINED/SIGNING SCOUT:** Mets 16th round pick in 2011/Max Semler**DATE OF FIRST CONTRACT:** 8/14/11**HIGH SCHOOL:** Odessa (TX) HS**BACKGROUND—**Is a wide receiver for Texas Tech's football team since 2011...Was Academic All-Big 12 in 2012

YR	CLUB	AVG	G	AB	R	H	2B	3B	HR	RBI	SH	SF	HB	BB	SO	SB	CS	E
12	Kingsport (R)	.267	9	30	4	8	1	1	0	2	0	0	0	2	6	1	2	2

★ MARTE, JUAN | RIGHTHANDED PITCHER

HEIGHT: 6'3"**WEIGHT:** 200**BATS:** Right**THROWS:** Right**BORN:** 8/29/90, Santo Domingo, Dominican Republic**RESIDES:** Santo Domingo, Dominican Republic**HOW OBTAINED/SIGNING SCOUT:** Signed as a non-drafted free agent in 2011/Rafael Perez, Ismael Cruz, Alexis de la Cruz**DATE OF FIRST CONTRACT:** 11/1/11

YR	CLUB	W-L	ERA	G	GS	CG	SHO	SV	IP	H	R	ER	HR	HB	BB	SO	WP	BK
12	DSL Mets1 (R)	0-1	0.00	5	0	0	0	0	5.0	6	9	0	0	0	5	4	1	1
	DSL Mets2 (R)	2-0	1.42	6	4	0	0	0	19.0	16	5	3	0	1	11	8	0	0
	Minor League Totals	2-1	1.13	11	4	0	0	0	24.0	22	14	3	0	1	16	12	1	1

★ MARTE, SANTO | INFIELDER

HEIGHT: 5'9"**WEIGHT:** 168**BATS:** Right**THROWS:** Right**BORN:** 9/30/93, Santo Domingo, Dominican Republic**RESIDES:** Santo Domingo Norte, Dominican Republic**HOW OBTAINED/SIGNING SCOUT:** Signed as a non-drafted free agent in 2012/Alexis de la Cruz & Gerardo Cabrera**DATE OF FIRST CONTRACT:** 7/26/12

YR	CLUB	AVG	G	AB	R	H	2B	3B	HR	RBI	SH	SF	HB	BB	SO	SB	CS	E
12																		

Signed for 2013

★ MARTINEZ, JOSE | INFIELDER

HEIGHT: 6'1"**WEIGHT:** 160**BATS:** Right**THROWS:** Right**BORN:** 1/18/94, Santo Domingo Norte, Dominican Republic**RESIDES:** Santo Domingo Norte, Dominican Republic**HOW OBTAINED/SIGNING SCOUT:** Signed as a non-drafted free agent in 2011/Rafael Perez, Ismael Cruz & Camilo Pina**DATE OF FIRST CONTRACT:** 11/1/11

YR	CLUB	AVG	G	AB	R	H	2B	3B	HR	RBI	SH	SF	HB	BB	SO	SB	CS	E
12	DSL Mets1 (R)	.206	67	204	28	42	15	1	1	15	3	0	4	18	50	3	10	26

★ MARTINEZ, WIMBERT | RIGHTHANDED PITCHER

HEIGHT: 6'2"**WEIGHT:** 175**BATS:** Right**THROWS:** Right**BORN:** 12/18/93, Bani, Dominican Republic**RESIDES:** Bani, Dominican Republic**HOW OBTAINED/SIGNING SCOUT:** Signed as a non-drafted free agent in 2011/Rafael Perez, Ismael Cruz, Camilo Pina & Darius Nin**DATE OF FIRST CONTRACT:** 3/3/11

YR	CLUB	W-L	ERA	G	GS	CG	SHO	SV	IP	H	R	ER	HR	HB	BB	SO	WP	BK
11	DSL Mets1 (R)	1-1	3.48	17	1	0	0	1	31.0	19	17	12	1	6	16	26	6	0
12	DSL Mets2 (R)	5-2	2.95	16	6	0	0	1	61.0	58	21	20	1	1	19	43	3	0
	Minor League Totals	6-3	3.13	33	7	0	0	2	92.0	77	38	32	2	7	35	69	9	0

★ **MASSIE, ANDREW** | RIGHTEHANDED PITCHER**HEIGHT:** 6'1"**WEIGHT:** 170**BATS:** Right**THROWS:** Right**BORN:** 1/22/94, Dyersburg, TN**RESIDES:** Dyersburg, TN**HOW OBTAINED/SIGNING SCOUT:** Mets 24th round pick in 2012/Jarrett England**DATE OF FIRST CONTRACT:** 6/16/12**HIGH SCHOOL:** Dyer County

YR	CLUB	W-L	ERA	G	GS	CG	SHO	SV	IP	H	R	ER	HR	HB	BB	SO	WP	BK
12	Kingsport (R)	0-2	6.14	9	4	0	0	1	29.1	35	21	20	6	2	17	20	4	0

★ **MATEO, LUIS** | RIGHTEHANDED PITCHER**HEIGHT:** 6'3"**WEIGHT:** 185**BATS:** Right**THROWS:** Right**BORN:** 3/22/90, Nizao, Dominican Republic**RESIDES:** Nizao, Dominican Republic**HOW OBTAINED/SIGNING SCOUT:** Signed as a non-drafted free agent in 2011/Rafael Perez, Ismael Cruz, & Sandy Rosario**DATE OF FIRST CONTRACT:** 11/11/08**CAREER HIGHLIGHTS****2012**—New York-Penn League All-Star

YR	CLUB	W-L	ERA	G	GS	CG	SHO	SV	IP	H	R	ER	HR	HB	BB	SO	WP	BK
11	DSL Mets1 (R)	6-1	2.00	13	13	0	0	0	63.0	44	17	14	1	0	5	80	9	0
12	Brooklyn (A)	4-5	2.45	12	12	0	0	0	73.1	57	22	20	2	6	9	85	0	1
Minor League Totals		10-6	2.24	25	25	0	0	0	136.1	101	39	34	3	6	14	165	9	1

★ **MATZ, STEVEN** | LEFTHANDED PITCHER**HEIGHT:** 6'2"**WEIGHT:** 192**BATS:** Right**THROWS:** Left**BORN:** 5/29/91, Stony Brook, NY**RESIDES:** Stony Brook, NY**HOW OBTAINED/SIGNING SCOUT:** Mets second round pick in 2009/Larry Izzo, Jr.**DATE OF FIRST CONTRACT:** 8/17/09**HIGH SCHOOL:** Ward Melville Senior

YR	CLUB	W-L	ERA	G	GS	CG	SHO	SV	IP	H	R	ER	HR	HB	BB	SO	WP	BK
10																		
11																		
12	Kingsport (R)	2-1	1.55	6	6	0	0	0	29.0	16	10	5	1	1	17	34	0	0
Minor League Totals		2-1	1.55	6	6	0	0	0	29.0	16	10	5	1	1	17	34	0	0

★ **MAZZONI, CORY** | RIGHTEHANDED PITCHER**MAJOR LEAGUE INVITE**★ **MEDINA, JOSE** | LEFTHANDED PITCHER**HEIGHT:** 6'2"**WEIGHT:** 180**BATS:** Left**THROWS:** Left**BORN:** 8/25/96, Culiacan Rosales, Mexico**RESIDES:** Culiacan Rosales, Mexico**HOW OBTAINED/SIGNING SCOUT:** Signed as a non-drafted free agent in 2012/Gabriel Low & Fred Mazuca**DATE OF FIRST CONTRACT:** 8/29/12

YR	CLUB	W-L	ERA	G	GS	CG	SHO	SV	IP	H	R	ER	HR	HB	BB	SO	WP	BK
12																		

Signed for 2013



★ MENDEZ, JOSE | RIGHANDED PITCHER

HEIGHT: 6'7"**WEIGHT:** 230**BATS:** Right**THROWS:** Right**BORN:** 12/29/94, Azua, Dominican Republic**RESIDES:** Azua, Dominican Republic**HOW OBTAINED/SIGNING SCOUT:** Signed as a non-drafted free agent in 2012/Daury's Nin & Gerardo Cabrera**DATE OF FIRST CONTRACT:** 10/11/12

YR	CLUB	W-L	ERA	G	GS	CG	SHO	SV	IP	H	R	ER	HR	HB	BB	SO	WP	BK
12																		

Signed for 2013

★ MERILAN, CLAUDIO | RIGHANDED PITCHER

HEIGHT: 6'1"**WEIGHT:** 185**BATS:** Right**THROWS:** Right**BORN:** 5/3/94, Santo Domingo Norte, Dominican Republic**RESIDES:** Santo Domingo Norte, Dominican Republic**HOW OBTAINED/SIGNING SCOUT:** Signed as a non-drafted free agent in 2011/Rafael Perez, Ismael Cruz & Darius Nin**DATE OF FIRST CONTRACT:** 11/1/11

YR	CLUB	W-L	ERA	G	GS	CG	SHO	SV	IP	H	R	ER	HR	HB	BB	SO	WP	BK
12	DSL Mets1 (R)	2-0	2.81	19	0	0	0	1	32.0	27	19	10	1	9	23	20	7	0

★ MINCONE, JOHN | LEFTHANDED PITCHER

HEIGHT: 6'1"**WEIGHT:** 215**BATS:** Left**THROWS:** Left**BORN:** 7/23/89, Huntington, NY**RESIDES:** Dix Hill, NY**HOW OBTAINED/SIGNING SCOUT:** Signed as a minor league free agent in 2012/Billy Blitzer (Chicago-NL)**DATE OF FIRST CONTRACT:** 6/16/09**HIGH SCHOOL:** Half Hollow Hills West**COLLEGE:** Suffolk County CC West**CAREER HIGHLIGHTS****2012**—New York-Penn League All-Star

YR	CLUB	W-L	ERA	G	GS	CG	SHO	SV	IP	H	R	ER	HR	HB	BB	SO	WP	BK
09	AZL Cubs (R)	2-0	3.12	3	1	0	0	0	8.2	8	3	3	0	0	1	7	0	0
10	Boise (A)	0-3	4.18	6	4	0	0	0	23.2	34	18	11	0	1	8	16	4	0
11	Windy City (IND)	1-2	4.61	6	3	0	0	0	13.2	12	7	1	0	0	9	8	3	0
12	Brooklyn (A)	2-0	1.82	20	0	0	0	6	29.2	19	6	6	1	0	6	29	3	0
Minor League Totals		4-3	2.90	29	5	0	0	6	62.0	61	27	20	1	1	15	52	7	0

★ MISSIGMAN, CRAIG | RIGHANDED PITCHER

HEIGHT: 6'4"**WEIGHT:** 175**BATS:** Right**THROWS:** Right**BORN:** 8/5/93, Charlotte, NC**RESIDES:** Charlotte, NC**HOW OBTAINED/SIGNING SCOUT:** Mets 37th round pick in 2011/Marlin McPhail**DATE OF FIRST CONTRACT:** 6/20/11**HIGH SCHOOL:** Olympic (NC) HS

YR	CLUB	W-L	ERA	G	GS	CG	SHO	SV	IP	H	R	ER	HR	HB	BB	SO	WP	BK
11	GCL Mets (R)	1-1	5.48	9	3	0	0	1	23.0	17	16	14	1	5	6	18	3	0
12																		
Minor League Totals		1-1	5.48	9	3	0	0	1	23.0	17	16	14	1	5	6	18	3	0

Did Not Play

★ MITCHELL, BRET | RIGHANDED PITCHER

HEIGHT: 6'1"**WEIGHT:** 185**BATS:** Right**THROWS:** Right**BORN:** 12/10/88**RESIDES:** Lakeville, MN**HOW OBTAINED/SIGNING SCOUT:** Mets 12th round pick in 2010/Scott Trcka**DATE OF FIRST CONTRACT:** 6/13/10**HIGH SCHOOL:** Lakeville**COLLEGE:** Minnesota State University-Mankato

YR	CLUB	W-L	ERA	G	GS	CG	SHO	SV	IP	H	R	ER	HR	HB	BB	SO	WP	BK
10	Kingsport (R)	2-2	5.94	8	8	0	0	0	36.1	39	26	24	4	4	13	42	3	1
11	Kingsport (R)	5-1	2.95	7	7	0	0	0	39.2	24	15	13	2	3	12	38	2	0
	Brooklyn (A)	0-0	1.93	1	1	0	0	0	4.2	6	2	1	0	0	2	2	1	0
12																		
Minor League Totals		7-3	4.24	16	16	0	0	0	80.2	69	43	38	6	7	27	82	6	1

Did Not Play

★ **MOLINA, MARCOS** | RIGHANDED PITCHER**HEIGHT:** 6'3"**WEIGHT:** 188**BATS:** Right**THROWS:** Right**BORN:** 3/8/95, Santiago, Dominican Republic**RESIDES:** Santiago, Dominican Republic**HOW OBTAINED/SIGNING SCOUT:** Signed as a non-drafted free agent in 2012/Daurys Nin & Gerardo Cabrera**DATE OF FIRST CONTRACT:** 1/11/12

YR	CLUB	W-L	ERA	G	GS	CG	SHO	SV	IP	H	R	ER	HR	HB	BB	SO	WP	BK
12	DSL Mets1 (R)	2-2	3.78	9	8	0	0	0	33.1	32	17	14	0	4	8	19	3	1
	DSL Mets2 (R)	3-0	3.27	5	5	0	0	0	22.0	16	8	8	0	1	6	21	4	0
	Minor League Totals	5-2	3.58	14	13	0	0	0	55.1	48	25	22	0	5	14	40	7	1

★ **MONTERO, RAFAEL** | RIGHANDED PITCHER

MAJOR LEAGUE INVITE

★ **MOLINA, RANDI** | RIGHANDED PITCHER**HEIGHT:** 6'2"**WEIGHT:** 168**BATS:** Right**THROWS:** Right**BORN:** 11/8/92, San Cristobal, Dominican Republic**RESIDES:** San Cristobal, Dominican Republic**HOW OBTAINED/SIGNING SCOUT:** Signed as a non-drafted free agent in 2011/Rafael Perez, Ismael Cruz & Sandy Rosario**DATE OF FIRST CONTRACT:** 7/5/11

YR	CLUB	W-L	ERA	G	GS	CG	SHO	SV	IP	H	R	ER	HR	HB	BB	SO	WP	BK
12	DSL Mets1 (R)	2-1	3.86	10	1	0	0	1	28.0	22	22	12	0	6	9	19	5	0
	DSL Mets2 (R)	0-1	4.50	5	0	0	0	0	10.0	8	5	5	0	1	5	6	2	0
	Minor League Totals	2-2	4.03	15	1	0	0	1	38.0	30	27	17	0	7	14	25	7	0

★ **MONTGOMERY, CHRISTIAN** | RIGHANDED PITCHER**HEIGHT:** 6'1"**WEIGHT:** 230**BATS:** Right**THROWS:** Right**BORN:** 11/20/92, Indianapolis, IN**RESIDES:** Indianapolis, IN**HOW OBTAINED/SIGNING SCOUT:** Mets 11th round pick in 2011/Scott Trcka**DATE OF FIRST CONTRACT:** 8/15/11**HIGH SCHOOL:** Lawrence Central (IN) HS

YR	CLUB	W-L	ERA	G	GS	CG	SHO	SV	IP	H	R	ER	HR	HB	BB	SO	WP	BK
11									Did Not Play									
12	Kingsport (R)	0-1	9.39	2	2	0	0	0	7.2	6	10	8	0	3	6	7	4	0
	Minor League Totals	0-1	9.39	2	2	0	0	0	7.2	6	10	8	0	3	6	7	4	0

★ **MOORE, BRANDON** | RIGHANDED PITCHER**HEIGHT:** 6'3"**WEIGHT:** 190**BATS:** Right**THROWS:** Right**BORN:** 1/24/86, Crawfordsville, IN**RESIDES:** Crawfordsville, IN**HOW OBTAINED/SIGNING SCOUT:** Mets 14th round pick in 2008/Scott Trcka**DATE OF FIRST CONTRACT:** 6/9/08**HIGH SCHOOL:** Crawfordsville**COLLEGE:** Indiana Wesleyan University

CAREER HIGHLIGHTS

2010—South Atlantic League All-Star.

YR	CLUB	W-L	ERA	G	GS	CG	SHO	SV	IP	H	R	ER	HR	HB	BB	SO	WP	BK
08	Brooklyn (A)	3-1	9.00	8	0	0	0	0	7.0	9	8	7	2	1	6	11	0	0
	Kingsport (R)	2-0	0.90	6	2	0	0	0	20.0	12	2	2	0	0	8	22	0	0
09	Brooklyn (A)	6-3	2.09	13	13	2	2	0	82.0	61	23	19	4	3	17	71	5	0
10	Savannah (A)	3-4	2.49	14	12	0	0	2	79.2	62	28	22	4	2	11	98	2	0
	St. Lucie (A)	2-4	3.82	12	12	0	0	0	66.0	69	35	28	4	5	26	61	4	0
	Binghamton (AA)	0-1	24.30	1	1	0	0	0	3.1	8	9	9	4	0	4	6	2	0
11	Binghamton (AA)	10-8	4.47	26	25	0	0	1	133.0	156	85	66	12	14	42	105	12	2
12	Binghamton (AA)	0-2	13.09	10	0	0	0	0	11.0	17	17	16	1	2	10	9	4	0
	Minor League Totals	26-23	3.78	90	65	2	2	3	402.0	394	207	169	32	27	124	383	29	2



★ MORA, JOHN | OUTFIELDER

HEIGHT: 5'11"**WEIGHT:** 165**BATS:** Left**THROWS:** Left**BORN:** 5/31/93, San Juan de la Maguana, Dominican Republic**RESIDES:** San Juan de la Maguana, Dominican Republic**HOW OBTAINED/SIGNING SCOUT:** Signed as a non-drafted free agent in 2011/Rafael Perez, Ismael Cruz, Sandy Rosario & Camilo Pina**DATE OF FIRST CONTRACT:** 11/2/11

YR	CLUB	AVG	G	AB	R	H	2B	3B	HR	RBI	SH	SF	HB	BB	SO	SB	CS	E
12	DSL Mets1 (R)	.287	38	115	23	33	9	3	0	20	1	4	4	23	20	9	12	4
	DSL Mets2 (R)	.241	26	83	15	20	3	0	0	7	3	1	4	11	17	2	4	0
Minor League Totals		.268	64	198	38	53	12	3	0	27	4	5	8	34	37	11	16	4

★ MOREL, ESTARLIN | RIGHTHANDED PITCHER

HEIGHT: 6'0"**WEIGHT:** 185**BATS:** Right**THROWS:** Right**BORN:** 10/2/89, Samara, Dominican Republic**RESIDES:** Samara, Dominican Republic**HOW OBTAINED/SIGNING SCOUT:** Signed as a non-drafted free agent in 2009/Ramon Pena, Ismael Cruz & Franklin Taveras**DATE OF FIRST CONTRACT:** 1/6/09

YR	CLUB	W-L	ERA	G	GS	CG	SHO	SV	IP	H	R	ER	HR	HB	BB	SO	WP	BK
09	DSL Mets (R)	4-2	2.09	16	4	0	0	2	47.1	37	15	11	1	2	11	44	0	0
10	GCL Mets (R)	2-1	1.40	13	0	0	0	1	19.1	23	5	3	0	0	3	12	0	2
11	St. Lucie (A)	2-1	3.78	32	0	0	0	1	52.1	45	27	22	7	5	14	36	2	0
12	Savannah (A)	1-1	2.55	26	0	0	0	2	35.1	31	10	10	1	0	14	40	2	1
Minor League Totals		9-5	2.68	87	4	0	0	6	154.1	136	57	46	9	7	42	132	4	3

★ MORRIS, AKEEL | RIGHTHANDED PITCHER

HEIGHT: 6'1"**WEIGHT:** 170**BATS:** Right**THROWS:** Right**BORN:** 11/14/92, St. Thomas, VI**RESIDES:** St. Thomas, VI**HOW OBTAINED/SIGNING SCOUT:** Mets 10th round pick in 2010/Ismael Cruz**DATE OF FIRST CONTRACT:** 6/15/10**HIGH SCHOOL:** Charlotte Amalie

YR	CLUB	W-L	ERA	G	GS	CG	SHO	SV	IP	H	R	ER	HR	HB	BB	SO	WP	BK
10	GCL Mets (R)	1-1	2.19	8	6	0	0	0	24.2	13	11	6	0	2	17	28	0	0
11	Kingsport (R)	3-2	3.86	11	11	1	0	0	51.1	30	28	22	5	3	38	61	8	0
12	Kingsport (R)	0-6	7.98	11	6	0	0	2	38.1	38	37	34	7	4	22	50	3	0
Minor League Totals		4-9	4.88	30	23	1	0	2	114.1	81	76	62	12	9	77	139	12	0

★ MOSCOTE, VICTOR | CATCHER

HEIGHT: 6'1"**WEIGHT:** 155**BATS:** Right**THROWS:** Right**BORN:** 5/10/94, Ciudad Colon, Panama**RESIDES:** Ciudad de Colon, Panama**HOW OBTAINED/SIGNING SCOUT:** Signed as a non-drafted free agent in 2010/Rafael Perez, Ismael Cruz & Alex Zapata**DATE OF FIRST CONTRACT:** 7/2/10

YR	CLUB	AVG	G	AB	R	H	2B	3B	HR	RBI	SH	SF	HB	BB	SO	SB	CS	E
11	DSL Mets1 (R)	.143	14	28	3	4	1	0	1	1	0	0	0	3	8	0	0	2
	DSL Mets2 (R)	.121	15	33	6	4	0	1	1	2	2	0	1	3	9	0	1	2
12	DSL Mets1 (R)	.280	42	107	16	30	3	1	2	13	1	1	3	13	25	0	2	7
Minor League Totals		.226	71	168	25	38	4	2	4	16	3	1	4	19	42	0	3	11

★ MUNO, DANIEL | INFELDER

HEIGHT: 5'11"**WEIGHT:** 175**BATS:** Switch**THROWS:** Right**BORN:** 2/9/89, Long Beach, CA**RESIDES:** Long Beach, CA**HOW OBTAINED/SIGNING SCOUT:** Mets eighth round pick in 2011/Doug Thurman**DATE OF FIRST CONTRACT:** 6/12/11**HIGH SCHOOL:** Loyola HS**COLLEGE:** Fresno State**CAREER HIGHLIGHTS****2011**—Brooklyn Sterling Award Winner; New York-Penn League All-Star

YR	CLUB	AVG	G	AB	R	H	2B	3B	HR	RBI	SH	SF	HB	BB	SO	SB	CS	E
11	Brooklyn (A)	.355	59	220	45	78	23	3	2	24	1	0	3	43	39	9	4	11
12	St. Lucie (A)	.280	81	289	36	81	16	2	6	39	6	4	3	50	53	19	3	13
Minor League Totals		.312	140	509	81	159	39	5	8	63	7	4	6	93	92	28	7	24

★ NIDO, TOMAS | CATCHER

HEIGHT: 6'0"**WEIGHT:** 200**BATS:** Right**THROWS:** Right**BORN:** 4/12/94, Oviedo, FL**RESIDES:** Oviedo, FL**HOW OBTAINED/SIGNING SCOUT:** Mets eighth round pick in 2012/Mike Silvestri**DATE OF FIRST CONTRACT:** 6/13/12**HIGH SCHOOL:** Orangewood Christian

YR	CLUB	AVG	G	AB	R	H	2B	3B	HR	RBI	SH	SF	HB	BB	SO	SB	CS	E
12	Kingsport (R)	.242	38	124	15	30	6	0	2	15	0	3	1	12	23	1	0	7

★ NIMMO, BRANDON | OUTFELDER

HEIGHT: 6'3"**WEIGHT:** 185**BATS:** Left**THROWS:** Right**BORN:** 3/27/93, Cheyenne, WY**RESIDES:** Cheyenne, WY**HOW OBTAINED/SIGNING SCOUT:** Mets first round pick in 2011/Jim Reeves**DATE OF FIRST CONTRACT:** 8/15/11**HIGH SCHOOL:** Cheyenne East (WY) HS**CAREER HIGHLIGHTS****2008**—MVP at High School Under Armour All-American Game

YR	CLUB	AVG	G	AB	R	H	2B	3B	HR	RBI	SH	SF	HB	BB	SO	SB	CS	E
11	GCL Mets (R)	.241	7	29	5	7	0	0	2	4	0	0	0	3	9	0	0	0
	Kingsport (R)	.111	3	9	0	1	0	0	0	0	0	0	0	3	5	0	0	0
12	Brooklyn (A)	.248	69	266	41	66	20	2	6	40	1	1	7	46	78	1	5	1
Minor League Totals		.243	79	304	46	74	20	2	8	44	1	1	7	52	92	1	5	1

★ NUEZ, YORYI | RIGHTEHANDED PITCHER

HEIGHT: 6'1"**WEIGHT:** 153**BATS:** Right**THROWS:** Right**BORN:** 2/13/93, Cotui, Dominican Republic**RESIDES:** Santo Domingo, Dominican Republic**HOW OBTAINED/SIGNING SCOUT:** Signed as a non-drafted free agent in 2009/Ramon Pena, Ismael Cruz, Sandy Rosario & Modesto Abreu**DATE OF FIRST CONTRACT:** 8/21/09**CAREER HIGHLIGHTS****2012**—Dominican Summer League #1 Sterling Award winner

YR	CLUB	W-L	ERA	G	GS	CG	SHO	SV	IP	H	R	ER	HR	HB	BB	SO	WP	BK
10	DSL Mets2 (R)	0-0	2.45	8	0	0	0	2	7.1	6	2	2	0	2	4	10	1	0
11	DSL Mets2 (R)	4-3	3.41	10	4	0	0	0	34.1	26	23	13	0	5	27	29	10	0
	DSL Mets1 (R)	1-3	4.60	6	2	0	0	1	15.2	12	10	8	0	3	13	19	5	0
12	DSL Mets1 (R)	1-2	2.68	8	8	0	0	0	37.0	29	12	11	0	6	9	31	5	0
	DSL Mets2 (R)	2-1	2.20	6	6	0	0	0	28.2	22	12	7	1	4	11	20	7	0
Minor League Totals		8-9	3.00	38	20	0	0	3	123.0	95	59	41	1	20	64	109	28	0



★ OLIVO, ANEURY | LEFTHANDED PITCHER

HEIGHT: 6'2"**WEIGHT:** 150**BATS:** Left**THROWS:** Left**BORN:** 10/24/94, Puerto Plata, Dominican Republic**RESIDES:** Puerto Plata, Dominican Republic**HOW OBTAINED/SIGNING SCOUT:** Signed as a non-drafted free agent in 2011/Rafael Perez, Ismael Cruz, Sandy Rosario**DATE OF FIRST CONTRACT:** 11/11/11

YR	CLUB	W-L	ERA	G	GS	CG	SHO	SV	IP	H	R	ER	HR	HB	BB	SO	WP	BK
12	DSL Mets2 (R)	1-3	7.36	15	0	0	0	4	22.0	25	22	18	0	3	18	19	4	0

★ ORTEGA, FLABIO | RIGHANDED PITCHER

HEIGHT: 6'1"**WEIGHT:** 170**BATS:** Right**THROWS:** Right**BORN:** 8/19/90, Villa Gonzalez, Dominican Republic**RESIDES:** Villa Gonzalez, Dominican Republic**HOW OBTAINED/SIGNING SCOUT:** Signed as a non-drafted free agent in 2009/Ramon Pena, Ismael Cruz & Franklin Taveras**DATE OF FIRST CONTRACT:** 1/6/09

YR	CLUB	W-L	ERA	G	GS	CG	SHO	SV	IP	H	R	ER	HR	HB	BB	SO	WP	BK
09	DSL Mets (R)	5-1	3.50	14	0	0	0	3	18.0	15	7	7	1	1	13	21	6	0
10	DSL Mets1 (R)	2-4	2.04	18	1	0	0	4	35.1	29	10	8	1	3	14	30	5	0
11	DSL Mets1 (R)	1-0	1.47	17	0	0	0	8	18.1	17	4	3	0	3	7	27	2	0
12	Kingsport (R)	1-0	2.79	8	0	0	0	2	9.2	13	3	3	1	1	4	6	0	0
Minor League Totals		9-5	2.32	57	1	0	0	17	81.1	74	24	21	3	8	38	84	13	0

★ ORTEGA, LUIS | CATCHER

HEIGHT: 5'10"**WEIGHT:** 187**BATS:** Right**THROWS:** Right**BORN:** 4/5/93, Puerto Cabello, Venezuela**RESIDES:** Puerto Cabello, Venezuela**HOW OBTAINED/SIGNING SCOUT:** Signed as a non-drafted free agent in 2011/Ramon Pena, Ismael Cruz & Sandy Rosario**DATE OF FIRST CONTRACT:** 3/30/11

YR	CLUB	AVG	G	AB	R	H	2B	3B	HR	RBI	SH	SF	HB	BB	SO	SB	CS	E
11	DSL Mets1 (R)	.429	3	7	1	3	1	0	0	1	0	0	0	0	3	0	0	0
	DSL Mets2 (R)	.205	38	73	12	15	5	1	0	2	1	1	2	5	15	0	1	4
12	DSL Mets2 (R)	.127	37	55	11	7	2	1	0	4	9	2	1	6	10	5	3	1
Minor League Totals		.185	78	135	24	25	8	2	0	7	14	3	2	8	28	5	4	5

★ OSWALT, COREY | RIGHANDED PITCHER

HEIGHT: 6'4"**WEIGHT:** 200**BATS:** Right**THROWS:** Right**BORN:** 9/3/93, San Diego, CA**RESIDES:** San Diego**HOW OBTAINED/SIGNING SCOUT:** Mets seventh round pick in 2012/Fred Mazuca**DATE OF FIRST CONTRACT:** 6/13/12**HIGH SCHOOL:** Madison

YR	CLUB	W-L	ERA	G	GS	CG	SHO	SV	IP	H	R	ER	HR	HB	BB	SO	WP	BK
12	Kingsport (R)	4-3	8.15	9	6	0	0	0	35.1	49	33	32	1	4	7	20	2	1

★ OWEN, DYLAN | RIGHTEHANDED PITCHER

HEIGHT: 5'11"**WEIGHT:** 203**BATS:** Right**THROWS:** Right**BORN:** 7/12/86, Florence, CA**RESIDES:** Cheraw, SC**HOW OBTAINED/SIGNING SCOUT:** Mets 20th round pick in 2007/Marlin McPhail**DATE OF FIRST CONTRACT:** 6/9/07**HIGH SCHOOL:** Chesterfield**COLLEGE:** Francis Marion**CAREER HIGHLIGHTS****2008**—Florida State League Most Valuable Pitcher; **2007**—Brooklyn Sterling Award winner, New York-Penn League All-Star, led league in wins and ERA, Pitcher of the Week, 8/20-8/26

YR	CLUB	W-L	ERA	G	GS	CG	SHO	SV	IP	H	R	ER	HR	HB	BB	SO	WP	BK
07	Brooklyn (A)	9-1	1.49	14	13	0	0	0	72.1	51	13	12	0	4	12	69	4	0
08	Binghamton (AA)	1-1	5.51	3	3	0	0	0	16.1	20	10	10	3	0	9	15	0	0
	St. Lucie (A)	12-6	3.43	24	24	2	1	0	133.2	135	55	51	12	7	33	116	8	1
09	Binghamton (AA)	4-10	5.93	23	23	0	0	0	123.0	152	152	81	13	4	4	84	4	0
	St. Lucie (A)	1-1	1.50	3	2	0	0	1	18.0	13	5	3	0	1	1	13	1	0
10	Buffalo (AAA)	3-4	7.11	10	7	0	0	0	44.1	59	36	35	6	1	14	41	0	0
	Binghamton (AA)	4-4	3.94	26	10	0	0	0	82.1	77	44	36	10	9	38	67	4	0
11	Binghamton (AA)	1-1	6.75	4	1	0	0	0	8.0	13	7	6	0	0	7	5	2	0
	Buffalo (AAA)	6-7	4.26	25	20	0	0	0	116.1	110	62	55	19	6	44	91	3	0
12	Buffalo (AAA)	4-9	6.28	28	10	0	0	1	76.0	83	60	53	13	5	42	36	0	0
Minor League Totals		45-44	4.46	160	113	2	1	2	690.1	708	380	342	76	37	253	537	26	1

★ OZGA, TRAVIS | INFIELDER

HEIGHT: 6'2"**WEIGHT:** 210**BATS:** Switch**THROWS:** Right**BORN:** 12/7/86, Fort Lauderdale, FL**RESIDES:** Boca Raton, FL**HOW OBTAINED/SIGNING SCOUT:** Mets 41st round pick in 2009/Tommy Jackson**DATE OF FIRST CONTRACT:** 6/18/09**HIGH SCHOOL:** Pope John Paul II**COLLEGE:** Florida Atlantic

YR	CLUB	AVG	G	AB	R	H	2B	3B	HR	RBI	SH	SF	HB	BB	SO	SB	CS	E
09	GCL Mets (R)	.194	32	93	7	18	3	0	0	2	0	0	1	10	31	4	3	5
10	Kingsport (R)	.500	1	4	2	2	1	0	1	2	0	0	0	0	0	0	0	0
	Savannah (A)	.265	55	204	30	54	8	0	4	31	1	2	1	17	33	6	0	8
11	Binghamton (AA)	.206	9	34	0	7	0	0	0	3	0	0	0	2	5	0	0	0
	St. Lucie (A)	.262	56	168	21	44	8	1	0	14	2	0	0	21	39	0	1	4
12	Binghamton (AA)	.173	49	139	17	24	4	0	4	19	15	2	0	0	30	1	0	3
Minor League Totals		.232	202	642	77	149	24	1	9	71	65	5	2	2	138	11	4	20

★ PANTELIDIS, ALEXANDER | LEFTHANDED PITCHER

HEIGHT: 6'2"**WEIGHT:** 235**BATS:** Left**THROWS:** Left**BORN:** 7/7/90, Tampa, FL**RESIDES:** Tampa, FL**HOW OBTAINED/SIGNING SCOUT:** Mets ninth round pick in 2011/Les Parker**DATE OF FIRST CONTRACT:** 7/19/11**HIGH SCHOOL:** Alonzo, Tampa, FL**COLLEGE:** University of Florida

YR	CLUB	W-L	ERA	G	GS	CG	SHO	SV	IP	H	R	ER	HR	HB	BB	SO	WP	BK
11									Did Not Play									
12	Savannah (A)	5-8	3.64	22	22	0	0	0	108.2	123	53	44	6	2	33	86	8	3
Minor League Totals		5-8	3.64	22	22	0	0	0	108.2	123	53	44	6	2	33	86	8	3

★ PATINO, MIGUEL | INFIELDER

HEIGHT: 5'11"**WEIGHT:** 151**BATS:** Right**THROWS:** Right**BORN:** 5/3/94, Puerto La Cruz, Venezuela**RESIDES:** Puerto La Cruz, Venezuela**HOW OBTAINED/SIGNING SCOUT:** Signed as a non-drafted free agent in 2012/Nestor Moreno & Hector Rincones**DATE OF FIRST CONTRACT:** 7/2/12

YR	CLUB	W-L	ERA	G	GS	CG	SHO	SV	IP	H	R	ER	HR	HB	BB	SO	WP	BK
12									Signed for 2013									



★ **PEAVEY, GREG** | RIGHTHANDED PITCHER**HEIGHT:** 6'2"**WEIGHT:** 200**BATS:** Right**THROWS:** Right**BORN:** 7/11/88, Vancouver, WA**RESIDES:** Vancouver, WA**HOW OBTAINED/SIGNING SCOUT:** Mets sixth round pick in 2010/Jim Reeves**DATE OF FIRST CONTRACT:** 8/16/10**HIGH SCHOOL:** Hudson Bay**COLLEGE:** Oregon State**CAREER HIGHLIGHTS****2011**—South Atlantic League All-Star; **2010**—Named All-Pac-10 Conference Honorable Mention and was a two-time Pac-10 Pitcher of the Week.

YR	CLUB	W-L	ERA	G	GS	CG	SHO	SV	IP	H	R	ER	HR	HB	BB	SO	WP	BK
11	Savannah (A)	6-2	3.12	14	14	0	0	0	78.0	75	31	27	3	7	11	69	3	0
	St. Lucie (A)	5-4	3.97	13	10	1	0	0	59.0	66	31	26	1	5	15	39	4	1
12	Binghamton (AA)	8-8	5.06	25	25	2	0	0	144.0	169	91	81	18	5	37	84	9	0
Minor League Totals		19-14	4.29	52	49	3	0	0	281.0	310	153	134	22	17	63	192	16	1

★ **PEGUERO, ERIS** | OUTFIELDER**HEIGHT:** 6'1"**WEIGHT:** 175**BATS:** Left**THROWS:** Right**BORN:** 11/29/89, La Romana, Dominican Republic**RESIDES:** La Romana, Dominican Republic**HOW OBTAINED/SIGNING SCOUT:** Signed as a non-drafted free agent in 2010/Rafael Perez, Ismael Cruz, Sandy Rosario & Luis Scheker**DATE OF FIRST CONTRACT:** 7/22/10

YR	CLUB	AVG	G	AB	R	H	2B	3B	HR	RBI	SH	SF	HB	BB	SO	SB	CS	E
11	DSL Mets1 (R)	.308	63	237	37	73	9	4	1	20	3	0	7	19	37	30	9	3
12	Kingsport (R)	.273	37	132	13	36	1	0	2	13	1	2	0	7	30	5	3	4
Minor League Totals		.295	100	369	50	109	10	4	3	33	4	2	7	26	67	35	12	7

★ **PENA, FRANCISCO ANTONIO** | CATCHER**HEIGHT:** 6'2"**WEIGHT:** 229**BATS:** Right**THROWS:** Right**BORN:** 10/12/89, Santiago, Dominican Republic**RESIDES:** Santiago, Dominican Republic**HOW OBTAINED/SIGNING SCOUT:** Signed as a non-drafted free agent in 2006/Ismael Cruz, Ramon Pena & Juan Mercado**DATE OF FIRST CONTRACT:** 7/8/06**HIGH SCHOOL:** Instituto Ibero**CAREER HIGHLIGHTS****BACKGROUND**—His father, Tony, is a former major league player and manager and is currently the bench coach for the New York Yankees; Played in the 2001 Little League World Series with the Bronx, NY team.

YR	CLUB	AVG	G	AB	R	H	2B	3B	HR	RBI	SH	SF	HB	BB	SO	SB	CS	E
07	Savannah (A)	.210	103	367	26	77	12	0	5	30	0	4	4	24	76	1	1	18
08	Savannah (A)	.264	105	397	24	105	22	3	6	41	0	3	1	25	95	0	0	7
09	St. Lucie (A)	.224	100	392	43	88	15	1	8	44	1	3	4	15	78	0	1	7
10	GCL Mets (R)	.313	10	32	4	10	1	0	0	2	0	0	1	6	6	0	0	0
	St. Lucie (A)	.270	10	37	3	10	2	0	0	7	0	1	0	7	12	0	0	0
11	St. Lucie (A)	.223	95	319	28	71	13	0	5	37	0	0	3	20	50	3	1	8
12	St. Lucie (A)	.254	41	142	19	36	10	1	4	22	1	1	0	11	29	0	0	2
	Binghamton (AA)	.198	40	126	14	25	7	0	3	17	1	0	2	16	25	1	0	6
Minor League Totals		.233	504	1812	171	422	82	5	31	200	3	12	15	119	371	5	3	48

★ **PEREZ, ANDRES** | RIGHTHANDED PITCHER**HEIGHT:** 6'2"**WEIGHT:** 184**BATS:** Right**THROWS:** Right**BORN:** 2/8/91, San Joquin, Venezuela**RESIDES:** San Joquin, Venezuela**HOW OBTAINED/SIGNING SCOUT:** Signed as a non-drafted free agent in 2008/Rafael Perez, Ismael Cruz & Harold Herrera**DATE OF FIRST CONTRACT:** 11/28/08

YR	CLUB	W-L	ERA	G	GS	CG	SHO	SV	IP	H	R	ER	HR	HB	BB	SO	WP	BK
09	VSL Mets (R)	2-6	3.95	14	13	0	0	0	57.0	63	38	25	4	5	17	39	6	3
10	DSL Mets2 (R)	3-1	4.15	12	0	0	0	0	30.1	31	14	14	1	0	18	22	2	1
11	DSL Mets2 (R)	3-1	2.00	10	4	0	0	1	36.0	22	9	8	0	0	14	37	5	1
	DSL Mets1 (R)	1-2	2.10	7	5	0	0	0	25.2	24	12	6	1	2	11	29	4	0
12	Kingsport (R)	0-1	9.82	10	0	0	0	1	7.1	10	10	8	2	0	4	12	1	1
Minor League Totals		9-11	3.51	53	22	0	0	2	156.1	150	83	61	8	7	64	139	18	6

★ PEREZ, PEDRO | INFIELDER

HEIGHT: 6'1"**WEIGHT:** 190**BATS:** Right**THROWS:** Right**BORN:** 8/31/94, Cartagea, Colombia**RESIDES:** Cartagea, Colombia**HOW OBTAINED/SIGNING SCOUT:** Signed as a non-drafted free agent in 2010/Ismael Cruz, Rafael Perez & Harold Herrera**DATE OF FIRST CONTRACT:** 11/29/10

YR	CLUB	AVG	G	AB	R	H	2B	3B	HR	RBI	SH	SF	HB	BB	SO	SB	CS	E
11	DSL Mets1 (R)	.262	61	210	26	55	9	1	2	38	0	3	5	25	47	15	2	17
12	Kingsport (R)	.119	12	42	1	5	1	1	0	1	0	0	0	3	12	0	1	5
Minor League Totals		.238	73	252	27	60	10	2	2	39	0	3	5	28	59	15	3	22

★ PETERSON, TIM | RIGHTHANDED PITCHER

HEIGHT: 6'1"**WEIGHT:** 190**BATS:** Right**THROWS:** Right**BORN:** 2/22/91, Puyallup, WA**RESIDES:** Puyallup, WA**HOW OBTAINED/SIGNING SCOUT:** Mets 20th round pick in 2012/Jarrett England**DATE OF FIRST CONTRACT:** 6/11/12**HIGH SCHOOL:** Emerald Ridge**COLLEGE:** University of Kentucky

YR	CLUB	W-L	ERA	G	GS	CG	SHO	SV	IP	H	R	ER	HR	HB	BB	SO	WP	BK
12	Brooklyn (A)	1-1	6.26	15	0	0	0	0	23.0	28	17	16	5	1	5	23	1	0

★ PIERRE, YSIDRO | OUTFIELDER

HEIGHT: 6'1"**WEIGHT:** 171**BATS:** Switch**THROWS:** Right**BORN:** 11/30/93, El Seibo, Dominican Republic**RESIDES:** Bani, Dominican Republic**HOW OBTAINED/SIGNING SCOUT:** Signed as a non-drafted free agent in 2011/Marciano Alvarez & Gerardo Cabrera**DATE OF FIRST CONTRACT:** 12/19/11

YR	CLUB	AVG	G	AB	R	H	2B	3B	HR	RBI	SH	SF	HB	BB	SO	SB	CS	E
12	DSL Mets1 (R)	.222	50	171	28	38	9	3	1	18	1	2	7	17	55	18	6	4

★ PILL, TYLER | RIGHTHANDED PITCHER

HEIGHT: 6'1"**WEIGHT:** 185**BATS:** Left**THROWS:** Right**BORN:** 5/29/90, Covina, CA**RESIDES:** Covina, CA**HOW OBTAINED/SIGNING SCOUT:** Mets fourth round pick in 2011/Fred Mazuca**DATE OF FIRST CONTRACT:** 7/8/11**HIGH SCHOOL:** Covina HS**COLLEGE:** Cal State Fullerton

YR	CLUB	W-L	ERA	G	GS	CG	SHO	SV	IP	H	R	ER	HR	HB	BB	SO	WP	BK
11	GCL Mets (R)	0-0	4.50	2	0	0	0	0	2.0	3	1	1	0	0	0	1	0	0
	Brooklyn (A)	1-0	3.86	7	1	0	0	0	7.0	4	3	3	0	1	3	9	1	0
12	Savannah (A)	3-4	2.61	9	9	0	0	0	51.2	56	17	15	3	1	8	54	1	0
	St. Lucie (A)	6-1	2.05	11	10	0	0	0	61.1	53	17	14	2	3	14	51	2	1
Minor League Totals		10-5	2.43	29	20	0	0	0	122.0	116	38	33	5	5	25	115	4	1



★ PINA, EUDY | OUTFIELDER

HEIGHT: 6'3"**WEIGHT:** 188**BATS:** Right**THROWS:** Right**BORN:** 4/12/91, Bani, Dominican Republic**RESIDES:** Bani, Dominican Republic**HOW OBTAINED/SIGNING SCOUT:** Signed as a non-drafted free agent in 2008/Ramon Pena, Ismael Cruz, Marcelino Vallejo & Franklin Taveras**DATE OF FIRST CONTRACT:** 8/4/08

CAREER HIGHLIGHTS

2010—Sterling Award winner with the Dominican Summer League Mets#1

YR	CLUB	AVG	G	AB	R	H	2B	3B	HR	RBI	SH	SF	HB	BB	SO	SB	CS	E
09	DSL Mets (R)	.250	63	224	40	56	8	3	6	43	1	3	11	30	77	27	6	6
10	DSL Mets (R)	.310	69	248	42	77	14	4	3	45	2	5	15	18	48	29	7	3
11	GCL Mets (R)	.223	52	202	30	45	7	3	2	16	0	1	6	12	60	4	4	2
12	Brooklyn (A)	.261	61	207	23	54	13	2	5	27	0	1	2	21	55	10	2	3
Minor League Totals		.263	245	881	135	232	42	12	16	131	3	10	34	82	240	70	19	14

★ PLAWECKI, KEVIN | CATCHER

HEIGHT: 6'2"**WEIGHT:** 205**BATS:** Right**THROWS:** Right**BORN:** 2/26/91, Carmel, IN**RESIDES:** Carmel, IN**HOW OBTAINED/SIGNING SCOUT:** Mets supplemental first round pick in 2012/Scott Trcka**DATE OF FIRST CONTRACT:** 6/12/12**HIGH SCHOOL:** Westfield**COLLEGE:** Purdue

YR	CLUB	AVG	G	AB	R	H	2B	3B	HR	RBI	SH	SF	HB	BB	SO	SB	CS	E
12	Brooklyn (A)	.250	61	216	26	54	8	0	7	27	0	3	8	25	24	0	0	4

★ PONCE, DIMAS | INFILDER

HEIGHT: 5'11"**WEIGHT:** 140**BATS:** Right**THROWS:** Right**BORN:** 1/22/91, David Chiriqui, Panama**RESIDES:** David Chiriqui, Panama**HOW OBTAINED/SIGNING SCOUT:** Signed as a non-drafted free agent in 2008/Rafael Perez, Ismael Cruz, Camilo Pina & Sandy Rosario**DATE OF FIRST CONTRACT:** 3/8/08

YR	CLUB	AVG	G	AB	R	H	2B	3B	HR	RBI	SH	SF	HB	BB	SO	SB	CS	E
09	VSL Mets (R)	.198	33	91	10	18	3	1	0	3	2	0	1	8	21	3	1	8
10	DSL Mets2 (R)	.251	67	227	21	57	10	2	1	33	2	6	5	27	45	7	3	17
11	St. Lucie (A)	.333	4	9	0	3	0	0	0	2	1	0	0	0	4	0	0	0
	GCL Mets (R)	.196	35	112	14	22	3	2	1	9	0	2	2	14	30	1	0	4
12	Brooklyn (A)	.200	64	215	23	43	8	1	1	21	4	5	2	18	47	1	0	5
Minor League Totals		.219	203	654	68	143	24	6	3	68	9	13	10	67	147	12	4	34

★ POPA, LUIS | RIGHANDED PITCHER

HEIGHT: 5'11"**WEIGHT:** 185**BATS:** Right**THROWS:** Right**BORN:** 10/27/94, Loma De Cabrera, Dominican Republic**RESIDES:** Loma De Cabrera, Dominican Republic**HOW OBTAINED/SIGNING SCOUT:** Signed as a non-drafted free agent in 2012/Daurys Nin & Gerardo Cabrera**DATE OF FIRST CONTRACT:** 4/14/12

YR	CLUB	W-L	ERA	G	GS	CG	SHO	SV	IP	H	R	ER	HR	HB	BB	SO	WP	BK
12	DSL Mets1 (R)	0-0	3.86	3	2	0	0	0	9.1	4	4	4	2	1	4	6	1	1

★ PRON, GREGORY | OUTFIELDER

HEIGHT: 6'6"**WEIGHT:** 195**BATS:** Right**THROWS:** Right**BORN:** 1/3/89, Daphne, AL**RESIDES:** Daphne, AL**HOW OBTAINED/SIGNING SCOUT:** Mets 42nd round pick in 2011/Max Semler**DATE OF FIRST CONTRACT:** 6/11/11**HIGH SCHOOL:** Daphne HS**COLLEGE:** West Florida

YR	CLUB	AVG	G	AB	R	H	2B	3B	HR	RBI	SH	SF	HB	BB	SO	SB	CS	E
11	Kingsport (R)	.318	58	211	42	67	14	1	7	34	0	2	2	24	53	6	1	0
12	Savannah (A)	.240	112	396	38	95	21	6	2	44	2	6	5	27	112	16	0	4
Minor League Totals		.267	170	607	80	162	35	7	9	78	2	8	7	51	165	22	1	4

★ QUINTANILLA, OMAR | INFIELDER

MAJOR LEAGUE INVITE

★ RAMOS, DARWIN | RIGHTHANDED PITCHER

HEIGHT: 6'2"

WEIGHT: 193

BATS: Right

THROWS: Right

BORN: 11/23/94, Puerto Cabello, Venezuela

RESIDES: Puerto Cabello, Venezuela

HOW OBTAINED/SIGNING SCOUT: Signed as a non-drafted free agent in 2012/Ismael Perez, & Hector Rincones

DATE OF FIRST CONTRACT: 11/1/12

YR	CLUB	W-L	ERA	G	GS	CG	SHO	SV	IP	H	R	ER	HR	HB	BB	SO	WP	BK
12									Signed for 2013									

★ RAMOS, NATANAEAL | CATCHER

HEIGHT: 5'10"

WEIGHT: 170

BATS: Right

THROWS: Right

BORN: 6/19/93, Valencia, Venezuela

RESIDES: Valencia, Venezuela

HOW OBTAINED/SIGNING SCOUT: Signed as a non-drafted free agent in 2010/Rafael Perez, Ismael Cruz, Sandy

Rosario & Modesto Abreu

DATE OF FIRST CONTRACT: 9/7/10

YR	CLUB	AVG	G	AB	R	H	2B	3B	HR	RBI	SH	SF	HB	BB	SO	SB	CS	E
11	DSL Mets2 (R)	.148	28	61	10	9	4	0	0	4	3	0	3	7	8	0	1	3
12	DSL Mets2 (R)	.179	18	39	3	7	2	0	0	6	0	1	0	5	13	0	0	0
	DSL Mets1 (R)	.270	12	37	4	10	0	0	0	3	0	1	1	3	11	1	2	0
	Minor League Totals	.190	58	137	17	26	6	0	0	13	3	2	4	15	32	1	3	3

★ REINA, RICHARD | RIGHTHANDED PITCHER

HEIGHT: 6'2"

WEIGHT: 183

BATS: Right

THROWS: Right

BORN: 2/7/95, Edo Carabobo, Venezuela

RESIDES: Edo Carabobo, Venezuela

HOW OBTAINED/SIGNING SCOUT: Signed as a non-drafted free agent in 2011/Rafael Perez, Ismael Cruz & Sandy

Rosario

DATE OF FIRST CONTRACT: 7/5/11

YR	CLUB	W-L	ERA	G	GS	CG	SHO	SV	IP	H	R	ER	HR	HB	BB	SO	WP	BK
12	DSL Mets2 (R)	1-1	8.18	10	0	0	0	1	11.0	6	10	10	1	1	19	11	4	2
	DSL Mets1 (R)	0-1	4.35	6	0	0	0	0	10.1	11	6	5	0	2	6	8	3	1
	Minor League Totals	1-2	6.33	16	0	0	0	1	21.1	17	16	15	1	3	25	19	7	3

★ RENGEL, LUIS | RIGHTHANDED PITCHER

HEIGHT: 6'2"

WEIGHT: 165

BATS: Right

THROWS: Right

BORN: 2/7/95, Edo Carabobo, Venezuela

RESIDES: Edo Carabobo, Venezuela

HOW OBTAINED/SIGNING SCOUT: Signed as a non-drafted free agent in 2009/Rafael Perez, Ismael Cruz & Sandy

Rosario

DATE OF FIRST CONTRACT: 6/22/09

YR	CLUB	W-L	ERA	G	GS	CG	SHO	SV	IP	H	R	ER	HR	HB	BB	SO	WP	BK
09	VSL Mets (R)	0-0	5.14	5	0	0	0	0	7.0	11	8	4	0	0	6	8	3	1
10	DSL Mets2 (R)	1-2	1.69	10	8	0	0	0	37.1	22	9	7	0	5	16	37	5	0
11	DSL Mets1 (R)	2-3	1.48	15	9	0	0	0	54.2	53	21	9	0	10	11	52	12	0
12	Kingsport (R)	0-0	7.66	13	0	0	0	1	22.1	27	21	19	2	5	8	16	5	0
	Minor League Totals	3-5	2.89	43	17	0	0	1	121.1	113	59	39	2	20	41	113	25	1



★ REYES, ALFREDO | INFIELDER

HEIGHT: 6'2"**WEIGHT:** 160**BATS:** Right**THROWS:** Right**BORN:** 10/4/93, Sabana Grande de Palenque, Dominican Republic**RESIDES:** San Cristobal, Dominican Republic**HOW OBTAINED/SIGNING SCOUT:** Signed as a non-drafted free agent in 2010/Rafael Perez, Ismael Cruz, Sandy Rosario & Darius Nin**DATE OF FIRST CONTRACT:** 11/26/10

YR	CLUB	AVG	G	AB	R	H	2B	3B	HR	RBI	SH	SF	HB	BB	SO	SB	CS	E
11	DSL Mets2 (R)	.191	52	188	25	36	2	1	1	19	5	2	3	26	44	6	6	24
12	DSL Mets2 (R)	.232	62	237	30	55	10	1	0	26	3	4	2	17	49	9	3	18
Minor League Totals		.214	114	425	55	91	12	2	1	45	8	6	5	43	93	15	9	42

★ REYES, PERSIO | RIGHANDED PITCHER

HEIGHT: 6'2"**WEIGHT:** 151**BATS:** Right**THROWS:** Right**BORN:** 3/17/93, Mao, Dominican Republic**RESIDES:** Mao, Dominican Republic**HOW OBTAINED/SIGNING SCOUT:** Signed as a non-drafted free agent in 2010/Rafael Perez, Ismael Cruz, Camilo Pina & Sandy Rosario**DATE OF FIRST CONTRACT:** 2/25/10**CAREER HIGHLIGHTS****2011**—Dominican Summer League Mets #2 Sterling Award winner

YR	CLUB	W-L	ERA	G	GS	CG	SHO	SV	IP	H	R	ER	HR	HB	BB	SO	WP	BK
10	DSL Mets2 (R)	2-3	4.39	11	9	0	0	0	41.0	40	23	20	0	5	20	26	4	0
11	DSL Mets2 (R)	2-1	2.88	11	10	0	0	0	50.0	37	18	16	2	1	18	35	5	0
	DSL Mets1 (R)	2-1	0.00	5	4	0	0	0	24.0	15	3	0	0	2	3	23	3	0
12	Kingsport (R)	3-6	6.18	11	11	0	0	0	51.0	66	39	35	4	3	18	34	6	1
Minor League Totals		9-11	3.85	38	34	0	0	0	166.0	158	83	71	6	11	59	118	18	1

★ REYES, RUBEN | RIGHANDED PITCHER

HEIGHT: 6'4"**WEIGHT:** 178**BATS:** Right**THROWS:** Right**BORN:** 9/22/90, Barahona, Dominican Republic**RESIDES:** Barahona, Dominican Republic**HOW OBTAINED/SIGNING SCOUT:** Signed as a non-drafted free agent in 2010/Rafael Perez, Ismael Cruz & Marciano Alvarez**DATE OF FIRST CONTRACT:** 3/19/10

YR	CLUB	W-L	ERA	G	GS	CG	SHO	SV	IP	H	R	ER	HR	HB	BB	SO	WP	BK
10	DSL Mets2 (R)	3-2	3.07	15	3	0	0	0	41.0	26	21	14	0	1	21	35	10	1
11	DSL Mets1 (R)	1-2	7.02	13	3	0	0	0	16.2	16	18	13	0	1	22	16	3	0
	DSL Mets2 (R)	0-1	6.23	9	3	0	0	2	17.1	17	13	12	2	0	14	27	4	1
12	DSL Mets1 (R)	3-2	4.20	15	6	0	0	0	40.2	36	24	19	2	4	27	35	10	1
Minor League Totals		7-7	4.51	52	15	0	0	2	115.2	95	76	58	4	6	84	113	27	3

★ REYNOLDS, JEFF | INFIELDER

HEIGHT: 5'10"**WEIGHT:** 175**BATS:** Right**THROWS:** Right**BORN:** 7/28/89, St. Petersburg, FL**RESIDES:** St. Petersburg, FL**HOW OBTAINED/SIGNING SCOUT:** Mets 38th round pick in 2012/Art Pontarelli**DATE OF FIRST CONTRACT:** 6/12/12**HIGH SCHOOL:** Shorecrest Prep**COLLEGE:** Harvard

YR	CLUB	AVG	G	AB	R	H	2B	3B	HR	RBI	SH	SF	HB	BB	SO	SB	CS	E
12	Brooklyn (A)	.232	24	69	15	16	0	0	2	6	0	1	2	11	9	0	0	5

★ REYNOLDS, MATT | INFILDER

HEIGHT: 6'1"**WEIGHT:** 198**BATS:** Right**THROWS:** Right**BORN:** 12/3/90, Tulsa, OK**RESIDES:** Delray Beach, FL**HOW OBTAINED/SIGNING SCOUT:** Mets second round pick in 2012/Steve Gossett**DATE OF FIRST CONTRACT:** 6/23/12**HIGH SCHOOL:** Bishop Kelley**COLLEGE:** Arkansas

YR	CLUB	AVG	G	AB	R	H	2B	3B	HR	RBI	SH	SF	HB	BB	SO	SB	CS	E
12	Savannah (A)	.259	42	158	18	41	8	0	3	13	0	2	7	12	26	5	1	7

★ RICE, SCOTT | LEFTHANDED PITCHER

MAJOR LEAGUE INVITE

★ RIVERA, THOMAS (T.J.) | INFILDER

HEIGHT: 6'1"**WEIGHT:** 190**BATS:** Right**THROWS:** Right**BORN:** 10/27/88, Bronx, NY**RESIDES:** Bronx, NY**HOW OBTAINED/SIGNING SCOUT:** Signed as a non-drafted free agent in 2011/Tommy Jackson**DATE OF FIRST CONTRACT:** 7/4/11**HIGH SCHOOL:** Lehman**COLLEGE:** Troy University

CAREER HIGHLIGHTS

2012—South Atlantic League All-Star

YR	CLUB	AVG	G	AB	R	H	2B	3B	HR	RBI	SH	SF	HB	BB	SO	SB	CS	E
11	Kingsport (R)	.290	27	93	17	27	6	0	1	14	0	0	1	8	16	3	1	3
	Brooklyn (A)	.326	15	43	6	14	2	0	0	5	1	2	0	2	7	0	1	1
12	Savannah (A)	.333	64	261	42	87	14	1	8	37	3	3	3	26	33	4	3	13
	St. Lucie (A)	.306	64	255	31	78	15	3	1	29	4	1	2	14	38	7	2	13
Minor League Totals		.316	170	652	96	206	37	4	10	85	8	6	6	50	94	14	7	30

★ RIVERO, JORGE | INFILDER

HEIGHT: 6'0"**WEIGHT:** 183**BATS:** Switch**THROWS:** Right**BORN:** 1/6/89, La Habana, Cuba**RESIDES:** Santo Domingo, Dominican Republic**HOW OBTAINED/SIGNING SCOUT:** Signed as a non-drafted free agent in 2011/Rafael Perez, Ismael Cruz & Alexis de la Cruz**DATE OF FIRST CONTRACT:** 4/26/11

YR	CLUB	AVG	G	AB	R	H	2B	3B	HR	RBI	SH	SF	HB	BB	SO	SB	CS	E
11	DSL Mets2 (R)	.292	37	120	17	35	8	6	0	17	1	2	3	12	14	10	3	5
	GCL Mets (R)	.232	26	95	9	22	1	1	1	7	0	0	0	13	12	0	6	4
12	Kingsport (R)	.313	39	144	16	45	8	4	2	20	0	4	0	8	24	4	2	3
	Brooklyn (A)	.152	11	33	3	5	2	0	0	2	1	0	0	3	8	0	0	0
Minor League Totals		.273	113	392	45	107	19	11	3	46	2	6	3	36	58	14	11	12

★ RODRIGUEZ, ADERLIN | INFILDER

HEIGHT: 6'3"**WEIGHT:** 210**BATS:** Right**THROWS:** Right**BORN:** 11/18/91, Santo Domingo, Dominican Republic**RESIDES:** Santo Domingo, Dominican Republic**HOW OBTAINED/SIGNING SCOUT:** Signed as a non-drafted free agent in 2008/Ismael Cruz & Marcelino Vallejo**DATE OF FIRST CONTRACT:** 7/2/08

CAREER HIGHLIGHTS

2010—Sterling Award winner at Kingsport, Appalachian League Player of the Week, July 5-11.

YR	CLUB	AVG	G	AB	R	H	2B	3B	HR	RBI	SH	SF	HB	BB	SO	SB	CS	E
09	GCL Mets (R)	.290	17	62	5	18	3	0	1	10	0	0	1	9	15	1	1	12
10	Kingsport (R)	.312	61	250	44	78	22	0	13	48	0	1	1	15	43	3	1	20
	Savannah (A)	.200	8	30	3	6	1	0	1	11	0	2	1	6	10	0	0	2
11	Savannah (A)	.221	131	516	59	114	23	2	17	78	3	3	3	29	106	2	1	44
12	Savannah (A)	.274	83	318	41	87	21	1	16	59	1	2	2	29	71	1	0	19
	St. Lucie (A)	.242	42	153	19	37	5	0	8	24	0	0	2	8	30	1	0	13
Minor League Totals		.256	342	1329	171	340	75	3	56	230	4	8	10	96	275	8	3	110



★ RODRIGUEZ, ARMANDO | RIGHANDED PITCHER

HEIGHT: 6'3"**WEIGHT:** 248**BATS:** Right**THROWS:** Right**BORN:** 1/28/88, San Cristobal, Dominican Republic**RESIDES:** San Cristobal, Dominican Republic**HOW OBTAINED/SIGNING SCOUT:** Signed as a non-drafted free agent in 2008/Ismael Cruz**DATE OF FIRST CONTRACT:** 7/2/08

CAREER HIGHLIGHTS

2012— Eastern League All-Star

YR	CLUB	W-L	ERA	G	GS	CG	SHO	SV	IP	H	R	ER	HR	HB	BB	SO	WP	BK
07	DSL Mets (R)	2-2	3.46	11	2	0	0	0	26.0	17	14	10	1	2	21	29	2	0
08	DSL Mets (R)	4-4	2.63	15	13	0	0	0	72.0	48	28	21	0	2	22	81	8	0
09	Kingsport (R)	3-1	2.96	9	9	0	0	0	45.2	39	20	15	2	3	20	36	1	1
	Savannah (A)	2-1	2.16	3	3	1	0	0	16.2	5	4	4	0	0	9	24	2	1
10	Savannah (A)	8-9	3.08	27	27	0	0	0	146.0	116	61	50	5	11	46	152	2	5
11	St. Lucie (A)	4-4	3.96	16	16	0	0	0	75.0	60	38	33	11	5	29	74	4	2
12	Buffalo (AAA)	0-0	2.08	1	1	0	0	0	4.1	3	1	1	0	0	2	2	0	0
	Binghamton (AA)	2-3	3.22	34	3	0	0	1	72.2	58	29	26	13	3	21	77	6	0
Minor League Totals		25-24	3.14	116	74	1	0	1	458.1	346	195	160	32	26	170	475	25	9

★ RODRIGUEZ, DIONIS | CATCHER

HEIGHT: 6'0"**WEIGHT:** 184**BATS:** Right**THROWS:** Right**BORN:** 2/15/95, Santiago, Dominican Republic**RESIDES:** Santiago, Dominican Republic**HOW OBTAINED/SIGNING SCOUT:** Signed as a non-drafted free agent in 2011/Rafael Perez, Ismael Cruz, Sandy Rosario & Modesto Abreu**DATE OF FIRST CONTRACT:** 8/9/11

YR	CLUB	AVG	G	AB	R	H	2B	3B	HR	RBI	SH	SF	HB	BB	SO	SB	CS	E
12																		

Did Not Play

★ RODRIGUEZ, EDGAR | RIGHANDED PITCHER

HEIGHT: 6'2"**WEIGHT:** 155**BATS:** Right**THROWS:** Right**BORN:** 8/31/94, Valencia, Venezuela**RESIDES:** Guacara Estado Carabobo, Venezuela**HOW OBTAINED/SIGNING SCOUT:** Signed as a non-drafted free agent in 2011/Rafael Perez, Ismael Cruz & Hector Rincones**DATE OF FIRST CONTRACT:** 2/11/11

YR	CLUB	W-L	ERA	G	GS	CG	SHO	SV	IP	H	R	ER	HR	HB	BB	SO	WP	BK
11	DSL Mets2 (R)	0-1	29.70	4	0	0	0	0	3.1	10	11	11	0	4	3	4	0	0
12																		

Did Not Play

Minor League Totals		0-1	29.70	4	0	0	0	0	3.1	10	11	11	0	4	3	4	0	0
---------------------	--	-----	-------	---	---	---	---	---	-----	----	----	----	---	---	---	---	---	---

★ RODRIGUEZ, EUNER | RIGHANDED PITCHER

HEIGHT: 6'0"**WEIGHT:** 170**BATS:** Right**THROWS:** Right**BORN:** 2/10/94, San Cristobal, Dominican Republic**RESIDES:** San Cristobal, Dominican Republic**HOW OBTAINED/SIGNING SCOUT:** Signed as a non-drafted free agent in 2011/Rafael Perez, Ismael Cruz & Camilo Pina**DATE OF FIRST CONTRACT:** 3/15/11

YR	CLUB	W-L	ERA	G	GS	CG	SHO	SV	IP	H	R	ER	HR	HB	BB	SO	WP	BK
11	DSL Mets2 (R)	2-3	7.09	27	1	0	0	1	33.0	36	31	26	0	7	34	21	15	1
12	DSL Mets2 (R)	0-0	9.88	11	0	0	0	1	13.2	15	17	15	3	4	16	15	3	0
	DSL Mets1 (R)	2-3	6.43	7	0	0	0	0	14.0	14	16	10	0	2	12	8	3	0
Minor League Totals		4-6	7.57	45	1	0	0	2	60.2	65	64	51	3	13	62	44	21	1

★ RODRIGUEZ, JEAN | INFELDER

HEIGHT: 6'0"**WEIGHT:** 157**BATS:** Switch**THROWS:** Right**BORN:** 9/3/92, Santo Domingo, Dominican Republic**RESIDES:** Santo Domingo, Dominican Republic**HOW OBTAINED/SIGNING SCOUT:** Signed as a non-drafted free agent in 2010/Rafael Perez, Ismael Cruz, Pablo Cruz & Sandy Rosario**DATE OF FIRST CONTRACT:** 7/15/10

YR	CLUB	AVG	G	AB	R	H	2B	3B	HR	RBI	SH	SF	HB	BB	SO	SB	CS	E
11	DSL Mets2 (R)	.232	36	82	11	19	2	1	0	5	2	0	1	9	13	6	4	5
	DSL Mets1 (R)	.189	19	37	1	7	1	0	0	3	1	0	0	3	7	1	1	3
12	DSL Mets1 (R)	.280	41	143	23	40	7	3	0	14	3	2	0	12	22	6	4	9
	DSL Mets2 (R)	.246	19	57	8	14	2	0	0	5	0	0	0	11	13	2	2	6
Minor League Totals		.251	115	319	43	80	12	4	0	27	6	2	1	35	55	15	11	23

★ RODRIGUEZ, JHONAIKER | RIGHANDED PITCHER

HEIGHT: 6'3"**WEIGHT:** 186**BATS:** Right**THROWS:** Right**BORN:** 8/27/91, La Vega, Dominican Republic**RESIDES:** La Vega, Dominican Republic**HOW OBTAINED/SIGNING SCOUT:** Signed as a non-drafted free agent in 2010/Rafael Perez, Ismael Cruz, Sandy Rosario & Modesto Abreu**DATE OF FIRST CONTRACT:** 10/14/10

YR	CLUB	W-L	ERA	G	GS	CG	SHO	SV	IP	H	R	ER	HR	HB	BB	SO	WP	BK
12	DSL Mets2 (R)	3-1	4.26	12	0	0	0	0	19.0	19	16	9	0	1	19	18	2	0

★ RODRIGUEZ, JOSH | INFELDER

HEIGHT: 6'0"**WEIGHT:** 185**BATS:** Right**THROWS:** Right**BORN:** 12/18/84, Houston, TX**RESIDES:** Humble, TX**HOW OBTAINED/SIGNING SCOUT:** Signed as a minor league free agent in 2012/Les Pajari (Cleveland)**DATE OF FIRST CONTRACT:** 7/11/06**HIGH SCHOOL:** South Houston**COLLEGE:** Rice

YR	CLUB	AVG	G	AB	R	H	2B	3B	HR	RBI	SH	SF	HB	BB	SO	SB	CS	E
06	Mahoning Valley (A)	.268	45	157	26	42	11	4	4	24	14	33	2	0	0	1	3	11
07	Kinston (A)	.262	133	493	84	129	20	9	20	82	68	95	21	8	1	4	2	32
08	Akron (AA)	.241	137	532	75	128	22	10	7	49	77	122	12	6	9	3	0	20
09	Akron (AA)	.295	33	105	18	31	4	0	0	12	23	30	2	3	2	0	1	5
10	Akron (AA)	.317	21	63	11	20	7	0	1	11	11	10	0	2	0	4	1	4
	Columbus (AAA)	.293	86	317	49	93	23	1	12	46	40	75	6	2	4	2	1	15
11	PITTSBURGH (NL)	.083	7	12	1	1	0	0	0	1	1	8	0	0	0	0	1	0
	Columbus (AAA)	.193	18	57	6	11	1	0	2	5	6	22	1	0	2	0	0	1
	Indianapolis (AAA)	.385	6	13	3	5	2	0	0	6	5	2	0	0	0	1	0	0
	Altoona (AA)	.267	57	225	24	60	3	0	5	19	18	41	3	1	0	2	1	10
12	Binghamton (AA)	.290	57	214	30	62	14	3	5	29	28	48	5	3	1	1	1	9
	Buffalo (AAA)	.265	65	257	30	68	14	1	8	32	22	56	3	5	3	2	3	20
Minor League Totals		.267	658	2433	356	649	121	28	64	315	312	534	55	30	22	20	13	127
Major League Totals		.083	7	12	1	1	0	0	0	1	1	8	0	0	0	0	1	0

★ RODRIGUEZ, RAMON | RIGHANDED PITCHER

HEIGHT: 5'11"**WEIGHT:** 170**BATS:** Right**THROWS:** Right**BORN:** 12/27/91, Puerto Plata, Dominican Republic**RESIDES:** Puerto Plata, Dominican Republic**HOW OBTAINED/SIGNING SCOUT:** Signed as a non-drafted free agent in 2011/Rafael Perez, Ismael Cruz & Sandy Rosario**DATE OF FIRST CONTRACT:** 9/8/11

YR	CLUB	W-L	ERA	G	GS	CG	SHO	SV	IP	H	R	ER	HR	HB	BB	SO	WP	BK
12	DSL Mets2 (R)	3-1	2.20	18	5	0	0	2	49.0	42	24	12	0	3	15	28	5	0



★ RODRIGUEZ, RICHARD | INFILDER

HEIGHT: 5'9"**WEIGHT:** 170**BATS:** Right**THROWS:** Right**BORN:** 2/15/90, Richmond, KY**RESIDES:** Miami, FL**HOW OBTAINED/SIGNING SCOUT:** Mets ninth round pick in 2012/Jarrett England**DATE OF FIRST CONTRACT:** 6/7/12**HIGH SCHOOL:** Christopher Columbus**COLLEGE:** Eastern Kentucky

YR	CLUB	AVG	G	AB	R	H	2B	3B	HR	RBI	SH	SF	HB	BB	SO	SB	CS	E
12	Brooklyn (A)	.123	30	106	10	13	3	0	0	6	2	1	3	8	22	0	0	4

★ RODRIGUEZ, WALDO | LEFTHANDED PITCHER

HEIGHT: 5'11"**WEIGHT:** 176**BATS:** Left**THROWS:** Left**BORN:** 10/20/90, La Vega, Dominican Republic**RESIDES:** La Vega, Dominican Republic**HOW OBTAINED/SIGNING SCOUT:** Signed as a non-drafted free agent in 2011/Rafael Perez, Ismael Cruz &

Sandy Rosario

DATE OF FIRST CONTRACT: 6/21/11

YR	CLUB	W-L	ERA	G	GS	CG	SHO	SV	IP	H	R	ER	HR	HB	BB	SO	WP	BK
11	DSL Mets1 (R)	0-0	5.68	5	0	0	0	0	6.1	11	6	4	0	2	2	3	0	0
12	DSL Mets1 (R)	3-3	5.28	12	2	0	0	1	30.2	38	21	18	0	2	10	25	0	1
	DSL Mets2 (R)	2-0	5.02	7	0	0	0	2	14.1	12	8	8	0	2	8	12	0	0
Minor League Totals		5-3	5.26	24	2	0	0	3	51.1	61	35	30	0	6	20	40	0	1

★ ROHAN, EDWARD | CATCHER

HEIGHT: 6'0"**WEIGHT:** 205**BATS:** Right**THROWS:** Right**BORN:** 8/15/88, Youngstown, OH**RESIDES:** Youngstown, OH**HOW OBTAINED/SIGNING SCOUT:** Mets 50th round pick in 2011/Marlin McPhail**DATE OF FIRST CONTRACT:** 6/15/11**HIGH SCHOOL:** Ursuline HS**COLLEGE:** Winthrop

YR	CLUB	AVG	G	AB	R	H	2B	3B	HR	RBI	SH	SF	HB	BB	SO	SB	CS	E
11	GCL Mets (R)	.222	18	45	8	10	2	0	0	4	1	1	8	7	9	0	0	0
12	Brooklyn (A)	.100	6	10	0	1	0	0	0	0	0	0	1	2	4	0	0	0
Minor League Totals		.200	24	55	8	11	2	0	0	4	1	1	9	9	13	0	0	0

★ ROJAS, HENGELBERT | OUTFIELDER

HEIGHT: 6'1"**WEIGHT:** 198**BATS:** Right**THROWS:** Right**BORN:** 10/27/93, Valencia, Venezuela**RESIDES:** Valencia, Venezuela**HOW OBTAINED/SIGNING SCOUT:** Signed as a non-drafted free agent in 2011/Rafael Perez, Ismael Cruz & Hector Rincones**DATE OF FIRST CONTRACT:** 11/1/11

YR	CLUB	AVG	G	AB	R	H	2B	3B	HR	RBI	SH	SF	HB	BB	SO	SB	CS	E
12	DSL Mets1 (R)	.280	36	132	12	37	6	0	3	20	0	2	1	14	24	6	6	4
	DSL Mets2 (R)	.256	24	90	14	23	8	0	2	20	0	0	4	6	23	2	3	2
Minor League Totals		.270	60	222	26	60	14	0	5	40	0	2	5	20	47	8	9	6

★ ROSARIO, ADRIAN | RIGHANDED PITCHER

HEIGHT: 6'4"**WEIGHT:** 180**BATS:** Right**THROWS:** Right**BORN:** 9/30/89, Santiago, Dominican Republic**RESIDES:** Santiago, Dominican Republic**HOW OBTAINED/SIGNING SCOUT:** Acquired from Milwaukee as a player-to-be-named later in 2011/Fernando Arango & Fausto Sosa Pena (Milwaukee)**DATE OF FIRST CONTRACT:** 8/21/06

YR	CLUB	W-L	ERA	G	GS	CG	SHO	SV	IP	H	R	ER	HR	HB	BB	SO	WP	BK
07	AZL Brewers (R)	3-3	6.75	14	2	0	0	0	37.1	50	40	28	2	4	32	23	6	1
08	AZL Brewers (R)	1-3	4.20	11	5	0	0	0	40.2	47	29	19	1	3	13	28	7	0
09	Helena (R)	3-7	5.06	15	8	0	0	1	58.2	78	47	33	4	1	14	45	6	1
10	Helena (R)	1-0	1.26	5	0	0	0	1	14.1	11	2	2	0	0	3	15	3	0
	Wisconsin (A)	4-0	4.50	14	0	0	0	2	32.0	28	19	16	0	1	15	44	7	0
11	Brevard County (A)	4-5	5.83	16	14	0	0	0	66.1	79	48	43	9	2	33	39	4	0
	Wisconsin (A)	0-1	1.34	19	0	0	0	5	33.2	21	7	5	2	1	12	42	5	0
	St. Lucie (A)	0-0	4.50	1	0	0	0	0	2.0	5	1	1	0	0	1	2	1	0
12	Binghamton (AA)	1-2	5.83	26	0	0	0	3	29.1	35	21	19	1	0	29	27	5	0
	St. Lucie (A)	3-0	0.94	23	0	0	0	11	28.2	10	4	3	1	2	11	34	5	1
Minor League Totals		20-21	4.43	144	29	0	0	23	343.0	364	218	169	20	14	163	299	49	3

★ ROSARIO, GERMAN (AMED) | INFIELDER

HEIGHT: 6'2"**WEIGHT:** 170**BATS:** Right**THROWS:** Right**BORN:** 11/20/95, Santo Domingo Centro, Dominican Republic**RESIDES:** Santo Domingo Este, Dominican Republic**HOW OBTAINED/SIGNING SCOUT:** Signed as a non-drafted free agent in 2012/Gerardo Cabrera**DATE OF FIRST CONTRACT:** 7/2/12

YR	CLUB	W-L	ERA	G	GS	CG	SHO	SV	IP	H	R	ER	HR	HB	BB	SO	WP	BK
12	Signed for 2013																	

★ ROSARIO, LENNY | LEFTHANDED PITCHER

HEIGHT: 6'1"**WEIGHT:** 162**BATS:** Left**THROWS:** Left**BORN:** 5/15/91, Sabana Grande de Boya, Dominican Republic**RESIDES:** Sabana Grande de Boya, Dominican Republic**HOW OBTAINED/SIGNING SCOUT:** Signed as a non-drafted free agent in 2010/Rafael Perez, Ismael Cruz, Sandy

Rosario & Modesto Abreu

DATE OF FIRST CONTRACT: 4/28/10

YR	CLUB	W-L	ERA	G	GS	CG	SHO	SV	IP	H	R	ER	HR	HB	BB	SO	WP	BK
10	DSL Mets1 (R)	3-2	2.50	15	5	0	0	0	39.2	12	15	11	0	5	38	53	8	0
11	DSL Mets1 (R)	2-2	4.84	8	3	0	0	0	22.1	18	19	12	1	3	23	22	11	1
	DSL Mets2 (R)	1-3	3.92	9	6	0	0	0	20.2	19	15	9	0	0	23	21	5	0
12	DSL Mets1 (R)	2-2	2.98	13	13	0	0	0	45.1	28	17	15	0	5	43	48	7	0
Minor League Totals		8-9	3.31	45	27	0	0	0	128.0	77	66	47	1	13	127	144	31	1

★ RUIZ, YEIXON | INFIELDER

HEIGHT: 6'0"**WEIGHT:** 155**BATS:** Switch**THROWS:** Right**BORN:** 3/19/91, San Jose de Ocoa, Dominican Republic**RESIDES:** San Cristobal, Dominican Republic**HOW OBTAINED/SIGNING SCOUT:** Signed as a non-drafted free agent in 2009/Rafael Perez, Ismael Cruz & Franklin Taveras**DATE OF FIRST CONTRACT:** 11/12/09

YR	CLUB	AVG	G	AB	R	H	2B	3B	HR	RBI	SH	SF	HB	BB	SO	SB	CS	E
10	DSL Mets2 (R)	.171	17	35	2	6	0	0	0	2	1	0	2	3	3	3	0	5
	DSL Mets1 (R)	.282	41	142	26	40	5	4	1	24	4	2	3	26	17	16	5	8
11	DSL Mets1 (R)	.245	65	233	44	57	4	3	0	14	4	2	8	25	29	20	5	16
12	Kingsport (R)	.250	41	144	24	36	3	0	1	16	3	0	1	9	26	4	2	7
Minor League Totals		.251	164	554	96	139	12	7	2	56	12	4	14	63	75	43	12	36



★ SABOL, STEFAN | OUTFIELDER

HEIGHT: 6'0"**WEIGHT:** 200**BATS:** Right**THROWS:** Right**BORN:** 2/2/92, Aliso Viejo, CA**RESIDES:** Aliso Viejo, CA**HOW OBTAINED/SIGNING SCOUT:** Mets 17th round pick in 2012/Jon Heuerman**DATE OF FIRST CONTRACT:** 6/11/12**HIGH SCHOOL:** Aliso Niguel**COLLEGE:** Orange Coast College

YR	CLUB	AVG	G	AB	R	H	2B	3B	HR	RBI	SH	SF	HB	BB	SO	SB	CS	E
12	Brooklyn (A)	.241	60	220	25	53	17	1	5	21	0	0	4	30	58	0	1	2

★ SAGE, BRANDON | LEFTHANDED PITCHER

HEIGHT: 6'2"**WEIGHT:** 210**BATS:** Left**THROWS:** Left**BORN:** 10/3/86, Mobile, AL**RESIDES:** Mobile, AL**HOW OBTAINED/SIGNING SCOUT:** Mets 37th round pick in 2009/Mac Seibert**DATE OF FIRST CONTRACT:** 6/15/09**HIGH SCHOOL:** Baker**COLLEGE:** South Alabama

YR	CLUB	W-L	ERA	G	GS	CG	SHO	SV	IP	H	R	ER	HR	HB	BB	SO	WP	BK
09	Brooklyn (A)	3-3	2.03	16	0	0	0	1	31.0	26	11	7	1	0	11	15	2	0
10	Savannah (A)	3-6	3.07	40	0	0	0	7	58.2	51	26	20	2	2	12	49	2	0
11	Binghamton (AA)	1-1	7.84	16	0	0	0	1	20.2	26	18	18	4	4	13	18	0	2
	St. Lucie (A)	2-3	4.63	23	0	0	0	0	35.0	40	19	18	6	0	10	18	1	0
	Savannah (A)	2-0	2.45	8	0	0	0	0	14.2	14	5	4	0	0	5	5	1	0
12	Savannah (A)	1-1	2.76	10	0	0	0	0	16.1	16	7	5	0	1	8	22	2	0
Minor League Totals		12-14	3.68	113	0	0	0	9	176.1	173	86	72	13	7	59	127	8	2

★ SANCHEZ, ALEXANDER (ALEX) | INFIELDER

HEIGHT: 6'3"**WEIGHT:** 200**BATS:** Right**THROWS:** Right**BORN:** 11/28/90, Santo Domingo, Dominican Republic**RESIDES:** Santo Domingo, Dominican Republic**HOW OBTAINED/SIGNING SCOUT:** Signed as a non-drafted free agent in 2009/Ramon Pena, Ismael Cruz & Franklin Taveras**DATE OF FIRST CONTRACT:** 6/12/09

YR	CLUB	AVG	G	AB	R	H	2B	3B	HR	RBI	SH	SF	HB	BB	SO	SB	CS	E
09	DSL Mets (R)	.372	47	191	30	71	13	2	4	42	0	5	5	12	19	1	0	8
10	GCL Mets (R)	.269	47	175	23	47	16	1	2	23	0	2	8	6	23	2	0	5
11	Kingsport (R)	.254	13	59	7	15	3	0	2	10	0	0	0	1	4	1	0	5
12	Brooklyn (A)	.261	50	184	11	48	9	0	2	15	0	1	4	11	27	0	0	9
Minor League Totals		.297	157	609	71	181	41	3	10	90	0	8	17	30	73	4	0	27

★ SANCHEZ, CARLOS | CATCHER

HEIGHT: 6'2"**WEIGHT:** 190**BATS:** Right**THROWS:** Right**BORN:** 6/6/96, Distrito Zamora, Venezuela**RESIDES:** Distrito Zamora, Venezuela**HOW OBTAINED/SIGNING SCOUT:** Signed as a non-drafted free agent in 2012/Ismael Perez & Hector Rincones**DATE OF FIRST CONTRACT:** 9/7/12

YR	CLUB	AVG	G	AB	R	H	2B	3B	HR	RBI	SH	SF	HB	BB	SO	SB	CS	E
12	Signed for 2013																	

★ SANCHEZ, ELVIS | INFIELDER

HEIGHT: 6'2"**WEIGHT:** 190**BATS:** Right**THROWS:** Right**BORN:** 2/8/94, Isla Saona, Dominican Republic**RESIDES:** Santo Domingo Este, Dominican Republic**HOW OBTAINED/SIGNING SCOUT:** Signed as a non-drafted free agent in 2010/Rafael Perez, Ismael Cruz & Sandy Rosario**DATE OF FIRST CONTRACT:** 9/21/10

YR	CLUB	AVG	G	AB	R	H	2B	3B	HR	RBI	SH	SF	HB	BB	SO	SB	CS	E
11	DSL Mets2 (R)	.157	70	198	26	31	4	0	3	20	0	4	6	62	73	5	3	20
12	DSL Mets2 (R)	.248	47	149	28	37	12	2	4	21	1	0	5	19	53	4	2	7
Minor League Totals		.196	117	347	54	68	16	2	7	41	1	4	11	81	126	9	5	27

★ SANDOVAL, RYLAN | INFIELDER

HEIGHT: 5'11"**WEIGHT:** 195**BATS:** Right**THROWS:** Right**BORN:** 8/10/87, Hayward, CA**RESIDES:** Castro Valley, CA**HOW OBTAINED/SIGNING SCOUT:** Signed as a non-drafted free agent in 2010/Wally Backman**DATE OF FIRST CONTRACT:** 2/17/10**HIGH SCHOOL:** Castro Valley**COLLEGE:** Long Beach State

YR	CLUB	AVG	G	AB	R	H	2B	3B	HR	RBI	SH	SF	HB	BB	SO	SB	CS	E
10	Savannah (A)	.115	9	26	3	3	0	0	0	1	0	0	4	5	9	0	0	1
	St. Lucie (A)	.217	10	23	4	5	0	0	0	0	0	0	5	3	11	1	0	2
	Brooklyn (A)	.330	47	185	34	61	13	0	9	29	2	0	7	16	38	8	5	11
11	St. Lucie (A)	.224	94	313	44	70	14	1	8	35	4	0	7	23	78	2	2	15
12	Binghamton (AA)	.247	25	73	9	18	4	3	2	16	0	0	2	5	24	1	1	6
	St. Lucie (A)	.228	23	92	10	21	3	0	2	6	1	0	1	5	22	0	0	5
Minor League Totals		.250	208	712	104	178	34	4	21	87	7	0	26	57	179	12	8	40

★ SATIN, JOSH | INFIELDER

MAJOR LEAGUE INVITE

★ SCHWINDEN, CHRIS | RIGHTHANDED PITCHER

HEIGHT: 6'3"**WEIGHT:** 190**BATS:** Right**THROWS:** Right**BORN:** 9/22/86, Visalia, CA**RESIDES:** Visalia, CA**HOW OBTAINED/SIGNING SCOUT:** Mets 22nd round pick in 2008/Doug Thurman**DATE OF FIRST CONTRACT:** 6/8/08**HIGH SCHOOL:** Gold West**COLLEGE:** Lewis and Clark

YR	CLUB	W-L	ERA	G	GS	CG	SHO	SV	IP	H	R	ER	HR	HB	BB	SO	WP	BK
08	Brooklyn (A)	4-1	2.01	14	8	0	0	0	62.2	53	21	14	3	2	12	70	2	0
09	Savannah (A)	9-6	3.28	21	17	0	0	0	115.1	126	51	42	6	5	15	88	6	0
	St. Lucie (A)	1-0	3.97	2	2	0	0	0	11.1	12	5	5	0	2	3	4	1	0
10	St. Lucie (A)	3-0	1.83	7	2	0	0	0	34.1	34	8	7	2	1	5	23	1	0
	Binghamton (AA)	4-7	5.56	17	14	1	1	0	79.1	100	53	49	8	4	19	69	3	0
11	Binghamton (AA)	0-0	0.00	2	0	0	0	0	3.0	2	0	0	0	0	0	5	0	0
	Buffalo (AAA)	8-8	3.95	26	26	0	0	0	145.2	138	71	64	14	10	48	134	6	0
	METS (NL)	0-2	4.71	4	4	0	0	0	21.0	23	13	11	1	1	6	17	1	0
12	METS (NL)	0-1	12.46	3	2	0	0	0	8.2	15	13	12	4	0	3	1	0	0
	Las Vegas (AAA)	0-1	21.00	1	1	0	0	0	3.0	8	8	7	1	0	1	2	1	0
	Columbus (AAA)	1-2	5.87	3	3	0	0	0	15.1	16	11	10	4	0	6	5	2	0
	Scranton/Wilkes-Barre (AAA)	0-1	6.75	1	1	0	0	0	4.0	8	4	3	0	0	1	2	1	0
	Buffalo (AAA)	8-6	2.70	21	19	2	0	0	106.2	102	39	32	7	2	30	92	9	0
Minor League Totals		38-32	3.61	115	93	3	1	0	580.2	599	271	233	45	26	140	494	32	0
Major League Totals		0-3	6.98	7	6	0	0	0	29.2	38	26	23	5	1	9	18	1	0

★ SEWALD, PAUL | RIGHTHANDED PITCHER

HEIGHT: 6'2"**WEIGHT:** 190**BATS:** Right**THROWS:** Right**BORN:** 5/26/90, Las Vegas, NV**RESIDES:** Las Vegas, NV**HOW OBTAINED/SIGNING SCOUT:** Mets 10th round pick in 2012/Fred Mazuca**DATE OF FIRST CONTRACT:** 6/8/12**HIGH SCHOOL:** Bishop Gorman**COLLEGE:** University of San Diego

YR	CLUB	W-L	ERA	G	GS	CG	SHO	SV	IP	H	R	ER	HR	HB	BB	SO	WP	BK
12	Brooklyn (A)	0-2	1.88	16	0	0	0	4	28.2	26	7	6	2	1	2	35	2	0



★ SHIELDS, ROBERT | INFIELDER

HEIGHT: 6'1"**WEIGHT:** 195**BATS:** Right**THROWS:** Right**BORN:** 12/7/87, Naperville, IL**RESIDES:** Jupiter, FL**HOW OBTAINED/SIGNING SCOUT:** Mets third round pick in 2009/Tommy Jackson**DATE OF FIRST CONTRACT:** 7/7/09**HIGH SCHOOL:** Pasco**COLLEGE:** Florida Southern

CAREER HIGHLIGHTS

2011 — South Atlantic League All-Star

YR	CLUB	AVG	G	AB	R	H	2B	3B	HR	RBI	SH	SF	HB	BB	SO	SB	CS	E
09	Brooklyn (A)	.178	44	146	14	26	4	3	1	9	2	0	3	16	32	2	0	7
10	GCL Mets (R)	.244	23	82	11	20	5	0	1	7	0	0	0	11	10	3	1	6
	St. Lucie (A)	.286	2	7	0	2	0	0	0	1	0	0	0	1	0	1	0	0
	Savannah (A)	.290	39	162	39	47	10	1	5	26	1	0	0	10	34	4	0	9
11	Savannah (A)	.274	60	226	30	62	20	4	2	26	5	4	1	29	36	9	4	11
	St. Lucie (A)	.269	20	67	14	18	5	0	1	12	0	2	0	8	9	0	0	2
12	St. Lucie (A)	.232	105	370	40	86	19	1	5	35	5	2	5	38	70	8	4	10
Minor League Totals		.246	293	1060	135	261	63	9	15	116	13	9	9	113	191	27	9	45

★ SIERRA, JOHANNY | OUTFIELDER

HEIGHT: 6'4"**WEIGHT:** 180**BATS:** Right**THROWS:** Right**BORN:** 1/3/92, San Cristobal, Dominican Republic**RESIDES:** San Cristobal, Dominican Republic**HOW OBTAINED/SIGNING SCOUT:** Signed as a non-drafted free agent in 2011/Rafael Perez, Ismael Cruz, Sandy Rosario & Alexis de la Cruz**DATE OF FIRST CONTRACT:** 1/27/11

YR	CLUB	AVG	G	AB	R	H	2B	3B	HR	RBI	SH	SF	HB	BB	SO	SB	CS	E
11	DSL Mets1 (R)	.111	13	27	4	3	0	1	0	1	0	0	1	2	10	2	0	0
	DSL Mets2 (R)	.216	20	51	8	11	2	0	0	3	1	0	0	10	16	4	1	0
12	DSL Mets1 (R)	.242	55	165	26	40	8	0	2	11	1	0	11	20	51	16	8	1
Minor League Totals		.222	88	243	38	54	10	1	2	15	2	0	12	32	77	22	9	1

★ SUAZO, RANDINSON | RIGHANDED PITCHER

HEIGHT: 6'2"**WEIGHT:** 190**BATS:** Right**THROWS:** Right**BORN:** 4/19/95, Peravia, Dominican Republic**RESIDES:** Peravia, Dominican Republic**HOW OBTAINED/SIGNING SCOUT:** Signed as a non-drafted free agent in 2012/Daurys Nin, Hilario Soriano & Gerardo Cabrera**DATE OF FIRST CONTRACT:** 4/14/12

YR	CLUB	W-L	ERA	G	GS	CG	SHO	SV	IP	H	R	ER	HR	HB	BB	SO	WP	BK
12	DSL Mets1 (R)	0-0	6.00	4	0	0	0	0	3.0	1	2	2	0	0	4	1	4	0

★ SYNDERGAARD, NOAH | RIGHANDED PITCHER

HEIGHT: 6'5"**WEIGHT:** 200**BATS:** Left**THROWS:** Right**BORN:** 8/29/92, Mansfield, TX**RESIDES:** Mansfield, TX**HOW OBTAINED/SIGNING SCOUT:** Acquired from Toronto on 12/17/12/Steve Miller (Toronto)**DATE OF FIRST CONTRACT:** 6/9/10**HIGH SCHOOL:** Legacy

YR	CLUB	W-L	ERA	G	GS	CG	SHO	SV	IP	H	R	ER	HR	HB	BB	SO	WP	BK
10	GCL Blue Jays (R)	0-1	2.70	5	5	0	0	0	13.1	11	7	4	0	0	4	6	1	0
11	Bluefield (R)	4-0	1.41	7	5	0	0	0	32.0	23	5	5	1	0	11	37	0	0
	Vancouver (A)	1-2	2.00	4	4	0	0	0	18.0	15	5	4	0	0	5	22	2	0
	Lansing (A)	0-0	3.00	2	2	0	0	0	9.0	8	4	3	0	0	2	9	0	0
12	Lansing (A)	8-5	2.60	27	19	0	0	1	103.2	81	41	30	3	3	31	122	1	0
Minor League Totals		13-8	2.35	45	35	0	0	1	176.0	138	62	46	4	3	53	196	4	0

★ **TAIJERON, TRAVIS** | OUTFIELDER**HEIGHT:** 6'2"**WEIGHT:** 200**BATS:** Right**THROWS:** Right**BORN:** 1/20/89, La Mesa, CA**RESIDES:** El Cajon, CA**HOW OBTAINED/SIGNING SCOUT:** Mets 18th round pick in 2011/Fred Mazuca**DATE OF FIRST CONTRACT:** 6/14/11**HIGH SCHOOL:** Granite Hills HS**COLLEGE:** Cal Poly Pomona**CAREER HIGHLIGHTS****2012**—South Atlantic League All-Star; **2011**—New York-Penn League All-Star

YR	CLUB	AVG	G	AB	R	H	2B	3B	HR	RBI	SH	SF	HB	BB	SO	SB	CS	E
11	Brooklyn (A)	.299	56	194	24	58	13	5	9	44	0	2	7	22	64	0	0	2
12	Savannah (A)	.291	64	230	46	67	17	3	12	44	0	3	7	37	70	4	1	3
	St. Lucie (A)	.203	48	158	22	32	6	0	7	21	1	0	5	18	52	2	0	1
Minor League Totals		.270	168	582	92	157	36	8	28	109	1	5	19	77	186	6	1	6

★ **TAPIA, DOMINGO** | RIGHANDED PITCHER**HEIGHT:** 6'4"**WEIGHT:** 186**BATS:** Right**THROWS:** Right**BORN:** 12/16/91, Santo Domingo, Dominican Republic**RESIDES:** Santo Domingo, Dominican Republic**HOW OBTAINED/SIGNING SCOUT:** Signed as a non-drafted free agent in 2009/Rafael Perez, Ismael Cruz, Camilo Pina & Sandy Rosario**DATE OF FIRST CONTRACT:** 12/16/09

YR	CLUB	W-L	ERA	G	GS	CG	SHO	SV	IP	H	R	ER	HR	HB	BB	SO	WP	BK
10	DSL Mets1 (R)	0-1	3.09	3	3	0	0	0	11.2	8	4	4	0	4	5	5	2	1
	GCL Mets (R)	4-3	3.45	10	10	0	0	0	47.0	49	25	18	0	8	10	29	5	2
11	Kingsport (R)	5-5	3.78	11	11	0	0	0	50.0	50	28	21	3	1	16	30	5	0
	Brooklyn (A)	1-0	0.00	1	1	0	0	0	6.0	5	0	0	0	0	0	6	0	0
12	Savannah (A)	6-5	3.98	20	19	0	0	0	108.2	92	55	48	2	8	32	101	5	1
Minor League Totals		16-14	3.67	45	44	0	0	0	223.1	204	112	91	5	21	63	171	17	4

★ **TAYLOR, LOGAN** | RIGHANDED PITCHER**HEIGHT:** 6'5"**WEIGHT:** 205**BATS:** Right**THROWS:** Right**BORN:** 12/13/91, Jenks, OK**RESIDES:** Jenks, OK**HOW OBTAINED/SIGNING SCOUT:** Mets 11th round pick in 2012/Steve Gossett**DATE OF FIRST CONTRACT:** 6/24/12**HIGH SCHOOL:** Jenks**COLLEGE:** Eastern Oklahoma State

YR	CLUB	W-L	ERA	G	GS	CG	SHO	SV	IP	H	R	ER	HR	HB	BB	SO	WP	BK
12	Brooklyn (A)	2-0	0.93	13	0	0	0	0	19.1	11	3	2	0	1	2	19	0	0

★ **THURBER, CHARLES** | OUTFIELDER**HEIGHT:** 6'4"**WEIGHT:** 220**BATS:** Left**THROWS:** Left**BORN:** 12/28/89, Elmira, NY**RESIDES:** Elmira, NY**HOW OBTAINED/SIGNING SCOUT:** Mets 39th round pick in 2011/Erwin Bryant**DATE OF FIRST CONTRACT:** 6/15/11**HIGH SCHOOL:** Elmira Free Academy (NY)**COLLEGE:** Tennessee**CAREER HIGHLIGHTS****2011**—New York-Penn League All-Star

YR	CLUB	AVG	G	AB	R	H	2B	3B	HR	RBI	SH	SF	HB	BB	SO	SB	CS	E
11	Brooklyn (A)	.271	58	221	26	60	14	1	0	26	2	2	1	19	55	1	1	1
12	Savannah (A)	.223	99	349	29	78	15	5	3	39	1	1	3	37	109	4	3	3
Minor League Totals		.242	157	570	55	138	29	6	3	65	3	3	4	56	164	5	4	4



MINOR LEAGUE BIOS

★ TIJERINA, ISMAEL | INFIELDER

HEIGHT: 6'0"

WEIGHT: 165

BATS: Right

THROWS: Right

BORN: 8/19/89, Monterrey, Mexico

RESIDES: Monterrey, Mexico

HOW OBTAINED/SIGNING SCOUT: Signed as a non-drafted free agent in 2007/Fred Mazuca

DATE OF FIRST CONTRACT: 9/11/07

YR	CLUB	AVG	G	AB	R	H	2B	3B	HR	RBI	SH	SF	HB	BB	SO	SB	CS	E
08	VSL Mets (R)	.214	53	154	16	33	2	1	0	12	4	3	1	13	18	5	6	12
09	VSL Mets (R)	.276	60	214	36	59	6	2	2	19	7	1	1	23	25	6	5	17
10	Kingsport (R)	.259	40	116	15	30	5	0	0	10	3	1	1	12	21	5	0	6
11	Brooklyn (A)	.223	46	157	24	35	7	0	0	9	4	0	1	18	24	3	3	8
12	Savannah (A)	.137	19	51	4	7	1	0	0	0	3	0	0	13	10	0	1	6
Minor League Totals		.237	218	692	95	164	21	3	2	50	21	5	4	79	98	19	15	49

★ TORRES, CARLOS | RIGHANDED PITCHER

MAJOR LEAGUE INVITE

★ TORRES, JHONATHAN | LEFTHANDED PITCHER

HEIGHT: 5'11"

WEIGHT: 170

BATS: Left

THROWS: Left

BORN: 3/20/90, Caracas, Venezuela

RESIDES: Caracas, Venezuela

HOW OBTAINED/SIGNING SCOUT: Signed as a non-drafted free agent in 2007/Rafael Perez, Ismael Cruz & Sandy Rosario

DATE OF FIRST CONTRACT: 11/20/07

YR	CLUB	W-L	ERA	G	GS	CG	SHO	SV	IP	H	R	ER	HR	HB	BB	SO	WP	BK
08	VSL Mets (R)	5-2	3.39	13	13	0	0	0	63.2	63	30	24	2	5	13	42	1	3
09	GCL Mets (R)	4-0	0.82	4	3	0	0	0	22.0	6	2	2	0	3	5	22	0	0
	Kingsport (R)	2-4	4.87	9	9	0	0	0	40.0	51	35	22	7	6	17	33	1	2
10	Kingsport (R)	1-1	5.29	15	2	0	0	0	34.0	42	20	20	5	2	10	47	5	2
11	Did Not Play																	
12	Did Not Play																	
Minor League Totals		12-7	3.82	41	27	0	0	0	160.1	162	87	68	14	16	45	144	7	7

★ TUSCHAK, JOE | OUTFIELDER

HEIGHT: 6'0"

WEIGHT: 185

BATS: Left

THROWS: Right

BORN: 10/17/92, Dillsburg, PA

RESIDES: Dillsburg, PA

HOW OBTAINED/SIGNING SCOUT: Mets sixth round pick in 2011/Jim Thompson

DATE OF FIRST CONTRACT: 7/7/11

HIGH SCHOOL: Northern Senior (PA) HS

YR	CLUB	AVG	G	AB	R	H	2B	3B	HR	RBI	SH	SF	HB	BB	SO	SB	CS	E
11	GCL Mets (R)	.204	32	108	15	22	2	0	0	12	0	2	4	15	34	2	0	0
12	Kingsport (R)	.192	46	130	15	25	6	1	1	10	1	2	1	21	49	2	1	7
Minor League Totals		.197	78	238	30	47	8	1	1	22	1	4	5	36	83	4	1	7

★ URBINA, JUAN | LEFTHANDED PITCHER

HEIGHT: 6'2"

WEIGHT: 170

BATS: Left

THROWS: Left

BORN: 5/31/93, Ocumare Del Tuy, Venezuela

RESIDES: Ocumare Del Tuy, Venezuela

HOW OBTAINED/SIGNING SCOUT: Signed as a non-drafted free agent in 2009/Sandy Johnson, Ramon Pena, Ismael Cruz & Robert Alfonso

DATE OF FIRST CONTRACT: 7/2/09

BACKGROUND

Son of former major league pitcher Ugueth Urbina

YR	CLUB	W-L	ERA	G	GS	CG	SHO	SV	IP	H	R	ER	HR	HB	BB	SO	WP	BK
10	GCL Mets (R)	5-3	5.03	11	11	0	0	0	48.1	54	32	27	5	5	14	48	4	0
11	Kingsport (R)	4-6	5.95	12	12	0	0	0	56.0	68	43	37	9	4	20	49	6	0
12	Brooklyn (A)	0-0	3.60	3	0	0	0	0	5.0	4	2	2	0	0	3	5	0	0
	Kingsport (R)	1-0	5.11	9	0	0	0	0	12.1	9	7	7	0	0	16	18	2	0
Minor League Totals		10-9	5.40	35	23	0	0	0	121.2	135	84	73	14	9	53	110	12	0

★ URENA, JHOAN | INFIELDER

HEIGHT: 6'1"**WEIGHT:** 190**BATS:** Switch**THROWS:** Right**BORN:** 9/1/94, Santiago, Dominican Republic**RESIDES:** Santiago, Dominican Republic**HOW OBTAINED/SIGNING SCOUT:** Signed as a non-drafted free agent in 2011/Rafael Perez, Sandy Rosario, Ismael Cruz & Modesto Abreu**DATE OF FIRST CONTRACT:** 9/8/11

YR	CLUB	AVG	G	AB	R	H	2B	3B	HR	RBI	SH	SF	HB	BB	SO	SB	CS	E
12	DSL Mets2 (R)	.279	64	262	37	73	15	3	4	34	0	4	2	20	46	12	3	17

★ VALDEZ, CARLOS | LEFTHANDED PITCHER

HEIGHT: 6'0"**WEIGHT:** 170**BATS:** Left**THROWS:** Left**BORN:** 9/30/90, Bani, Dominican Republic**RESIDES:** Bani, Dominican Republic**HOW OBTAINED/SIGNING SCOUT:** Signed as a non-drafted free agent in 2011/Rafael Perez, Ismael Cruz, Sandy Rosario & Camilo Pina**DATE OF FIRST CONTRACT:** 2/15/11

YR	CLUB	W-L	ERA	G	GS	CG	SHO	SV	IP	H	R	ER	HR	HB	BB	SO	WP	BK
08	DSL Angels (R)	0-0	6.00	1	1	0	0	0	3.0	3	2	2	0	0	2	3	1	0
09									Did Not Play									
10									Did Not Play									
11	DSL Mets2 (R)	0-1	4.50	4	4	0	0	0	12.0	14	6	6	0	1	6	9	1	0
	DSL Mets1 (R)	1-2	4.12	7	5	0	0	0	19.2	21	13	9	1	1	7	15	3	1
12	Kingsport (R)	0-1	1.17	4	0	0	0	0	7.2	7	6	1	0	1	6	7	0	0
	Minor League Totals	1-4	3.83	16	10	0	0	0	42.1	45	27	18	1	3	21	34	5	1

★ VALENCIA, GREGORY | INFIELDER

HEIGHT: 6'3"**WEIGHT:** 183**BATS:** Right**THROWS:** Right**BORN:** 3/19/93, Caracas, VZ**RESIDES:** Caracas, VZ**HOW OBTAINED/SIGNING SCOUT:** Signed as a non-drafted free agent in 2012/Hector Rincones**DATE OF FIRST CONTRACT:** 1/26/12

YR	CLUB	AVG	G	AB	R	H	2B	3B	HR	RBI	SH	SF	HB	BB	SO	SB	CS	E
12	DSL Mets1 (R)	.164	55	171	18	28	6	1	1	6	0	1	3	25	60	6	5	24

★ VALLEJO, BLADIMIL | RIGHANDED PITCHER

HEIGHT: 6'2"**WEIGHT:** 180**BATS:** Right**THROWS:** Right**BORN:** 10/10/91, San Cristobal, DR**RESIDES:** Palenque, Dominican Republic**HOW OBTAINED/SIGNING SCOUT:** Signed as a non-drafted free agent in 2012/Marciano Alvarez & Gerardo Cabrera**DATE OF FIRST CONTRACT:** 4/27/12

YR	CLUB	W-L	ERA	G	GS	CG	SHO	SV	IP	H	R	ER	HR	HB	BB	SO	WP	BK
12									Did Not Play									

★ VANDERHEIDEN, TYLER | RIGHANDED PITCHER

HEIGHT: 6'2"**WEIGHT:** 174**BATS:** Right**THROWS:** Right**BORN:** 6/27/90, Hattiesburg, MS**RESIDES:** Hattiesburg, MS**HOW OBTAINED/SIGNING SCOUT:** Mets 19th round pick in 2012/Tommy Jackson**DATE OF FIRST CONTRACT:** 6/11/12**HIGH SCHOOL:** Oak Grove**COLLEGE:** Samford

YR	CLUB	W-L	ERA	G	GS	CG	SHO	SV	IP	H	R	ER	HR	HB	BB	SO	WP	BK
12	Brooklyn (A)	2-0	0.82	25	0	0	0	12	22.0	20	4	2	0	3	10	22	2	0



★ VASQUEZ, WANEL | RIGHANDED PITCHER

HEIGHT: 6'3"**WEIGHT:** 190**BATS:** Right**THROWS:** Right**BORN:** 1/15/87, Azua, Dominican Republic**RESIDES:** Azua, Dominican Republic**HOW OBTAINED/SIGNING SCOUT:** Signed as a minor league free agent in 2012/Alexis de la Cruz & Gerardo Cabrera**DATE OF FIRST CONTRACT:** 4/7/06

YR	CLUB	W-L	ERA	G	GS	CG	SHO	SV	IP	H	R	ER	HR	HB	BB	SO	WP	BK
06	DSL Nationals (R)	1-3	4.74	11	3	0	0	0	24.2	23	18	13	1	2	20	33	11	0
07	DSL Nationals (R)	0-0	0.00	1	0	0	0	0	1.0	1	0	0	0	0	0	2	0	0
08	DSL Nationals (R)	1-2	2.90	12	7	0	0	0	40.1	34	24	13	3	4	21	44	5	0
	DSL Nationals (R)	1-1	5.59	5	3	0	0	0	9.2	9	6	6	1	0	11	11	2	0
09	DSL Nationals (R)	0-1	8.31	11	0	0	0	3	8.2	9	10	8	0	2	7	18	7	0
	GCL Nationals (R)	4-2	2.73	15	0	0	0	0	26.1	17	18	8	0	3	16	31	9	0
10	Hagerstown (A)	2-4	7.00	38	0	0	0	3	54.0	66	48	42	7	4	25	32	8	0
11									Did Not Play									
12									Did Not Play									
Minor League Totals		9-13	4.92	93	13	0	0	6	164.2	159	124	90	12	15	100	171	42	0

★ VAUGHN, CORY | OUTFIELDER

HEIGHT: 6'3"**WEIGHT:** 225**BATS:** Right**THROWS:** Right**BORN:** 5/1/89, Elk Grove, CA**RESIDES:** Elk Grove, CA**HOW OBTAINED/SIGNING SCOUT:** Mets fourth round pick in 2010/Fred Mazuca**DATE OF FIRST CONTRACT:** 6/12/10**HIGH SCHOOL:** Jesuit**COLLEGE:** San Diego State**CAREER HIGHLIGHTS****BACKGROUND**—Son of Greg Vaughn, who played 15 years in the majors from 1989-2003; **2012**—Florida State League All-Star **2011**—South Atlantic League All-Star; **2010**—New York-Penn League All-Star

YR	CLUB	AVG	G	AB	R	H	2B	3B	HR	RBI	SH	SF	HB	BB	SO	SB	CS	E
10	Brooklyn (A)	.307	72	264	45	81	14	5	14	56	0	6	9	34	68	12	5	3
11	Savannah (A)	.286	68	245	33	70	14	2	4	30	1	1	14	36	64	8	5	2
	St. Lucie (A)	.219	63	210	29	46	8	1	9	29	1	2	5	23	53	2	3	5
12	St. Lucie (A)	.243	126	456	73	111	25	3	23	69	0	2	12	65	114	21	4	6
Minor League Totals		.262	329	1175	180	308	61	11	50	184	2	11	40	158	294	43	17	16

★ VAZQUEZ, CARLOS | LEFTHANDED PITCHER

HEIGHT: 5'11"**WEIGHT:** 180**BATS:** Left**THROWS:** Left**BORN:** 9/3/91, Nezahualcoyott, Mexico**RESIDES:** Nezahualcoyott, Mexico**HOW OBTAINED/SIGNING SCOUT:** Signed as a non-drafted free agent in 2008 /Rafael Perez, Ismael Cruz & Fred Mazuca**DATE OF FIRST CONTRACT:** 7/7/08

YR	CLUB	W-L	ERA	G	GS	CG	SHO	SV	IP	H	R	ER	HR	HB	BB	SO	WP	BK
09	DSL Mets (R)	5-0	1.85	17	4	0	0	7	48.2	31	12	10	1	1	15	52	1	1
10	GCL Mets (R)	4-2	3.72	11	5	0	0	3	47.2	53	29	25	3	2	8	43	1	2
	Kingsport (R)	0-1	2.25	2	2	0	0	0	12.0	6	3	3	1	2	3	7	0	0
11	Oaxaca (MEX)	0-0	4.50	7	0	0	0	0	4.0	3	2	2	0	0	2	4	0	0
	Brooklyn (A)	4-2	3.61	15	14	0	0	0	67.1	72	32	27	4	2	14	52	1	1
12	Savannah (A)	6-2	2.96	41	0	0	0	2	79.0	59	29	26	4	7	26	75	1	4
Mexican League Totals		0-0	4.50	7	0	0	0	0	4.0	3	2	2	0	0	2	4	0	0
Minor League Totals		19-7	3.22	86	25	0	0	12	254.2	221	105	91	13	14	66	229	4	8

★ VERRETT, LOGAN | RIGHANDED PITCHER

HEIGHT: 6'2"**WEIGHT:** 180**BATS:** Right**THROWS:** Right**BORN:** 6/19/90, Corpus Christi, TX**RESIDES:** Corpus Christi, TX**HOW OBTAINED/SIGNING SCOUT:** Mets third round pick in 2011/Max Semler**DATE OF FIRST CONTRACT:** 8/15/11**HIGH SCHOOL:** Calallen (TX)**COLLEGE:** Baylor

YR	CLUB	W-L	ERA	G	GS	CG	SHO	SV	IP	H	R	ER	HR	HB	BB	SO	WP	BK
11									Did Not Play									
12	Savannah (A)	3-2	3.06	11	11	1	1	0	64.2	57	32	22	7	3	9	67	3	0
	St. Lucie (A)	2-0	2.09	6	6	1	0	0	38.2	30	11	9	4	0	4	26	2	0
Minor League Totals		5-2	2.70	17	17	2	1	0	103.1	87	43	31	11	3	13	93	5	0

★ VILLASMIL, EDIOGLIS | RIGHTHANDED PITCHER

HEIGHT: 6'2"**WEIGHT:** 164**BATS:** Right**THROWS:** Right**BORN:** 4/10/92, Caracas, Venezuela**RESIDES:** Caracas, Venezuela**HOW OBTAINED/SIGNING SCOUT:** Signed as a non-drafted free agent in 2009/Rafael Perez, Ismael Cruz & Camilo Pina**DATE OF FIRST CONTRACT:** 2/20/09

YR	CLUB	W-L	ERA	G	GS	CG	SHO	SV	IP	H	R	ER	HR	HB	BB	SO	WP	BK
09	VSL Mets (R)	1-6	4.27	15	7	0	0	2	59.0	47	33	28	8	12	16	54	8	1
	DSL Mets (R)	0-1	5.79	4	0	0	0	1	4.2	3	4	3	0	1	5	8	4	0
10	GCL Mets (R)	2-3	3.11	11	11	0	0	0	55.0	56	30	19	2	9	27	26	10	4
11	GCL Mets (R)	3-2	4.38	10	6	0	0	0	37.0	30	18	18	1	1	22	30	1	4
12	Kingsport (R)	0-1	13.06	11	0	0	0	0	10.1	13	15	15	1	3	12	15	6	0
Minor League Totals		6-13	4.50	51	24	0	0	3	166.0	149	100	83	12	26	82	133	29	9

★ WALTERS, JEFFREY | RIGHTHANDED PITCHER

HEIGHT: 6'3"**WEIGHT:** 170**BATS:** Right**THROWS:** Right**BORN:** 11/6/87, Orlando, FL**RESIDES:** Windemere, FL**HOW OBTAINED/SIGNING SCOUT:** Mets seventh round pick in 2010/Marlin McPhail**DATE OF FIRST CONTRACT:** 6/17/10**HIGH SCHOOL:** Olympia**COLLEGE:** University of Georgia

YR	CLUB	W-L	ERA	G	GS	CG	SHO	SV	IP	H	R	ER	HR	HB	BB	SO	WP	BK
10	Kingsport (R)	0-2	8.10	3	2	0	0	0	10.0	13	11	9	2	1	6	9	1	0
11	Brooklyn (A)	4-6	3.32	14	14	0	0	0	65.0	62	29	24	3	4	24	48	5	0
12	Savannah (A)	3-2	0.95	17	0	0	0	4	28.1	20	7	3	0	1	4	30	3	0
	St. Lucie (A)	1-3	3.76	19	0	0	0	0	26.1	27	13	11	1	2	8	19	3	0
Minor League Totals		8-13	3.26	53	16	0	0	4	129.2	122	60	47	6	8	42	106	12	0

★ WEIJGERTSE, KEVIN | INFELDER

HEIGHT: 6'4"**WEIGHT:** 176**BATS:** Right**THROWS:** Right**BORN:** 2/22/91, Haarlem, Netherlands**RESIDES:** Hoofddorp, Netherlands**HOW OBTAINED/SIGNING SCOUT:** Signed as a non-drafted free agent in 2009/Rafael Cruz, Ismael Cruz & Lionel Chattle**DATE OF FIRST CONTRACT:** 12/12/09

YR	CLUB	AVG	G	AB	R	H	2B	3B	HR	RBI	SH	SF	HB	BB	SO	SB	CS	E
10	DSL Mets1 (R)	.125	51	136	20	17	2	0	0	6	6	1	3	25	32	2	3	12
11	DSL Mets2 (R)	.253	39	91	13	23	0	0	0	11	1	1	0	29	20	1	4	2
	DSL Mets1 (R)	.218	23	55	5	12	2	0	0	6	0	1	3	11	7	1	1	1
12	Kingsport (R)	.177	41	96	6	17	1	0	0	4	2	0	1	9	28	0	0	0
Minor League Totals		.183	154	378	44	69	5	0	0	27	9	3	7	74	87	4	8	15

★ WELCH, BRANDON | RIGHTHANDED PITCHER

HEIGHT: 6'4"**WEIGHT:** 215**BATS:** Right**THROWS:** Right**BORN:** 7/21/87, Carlsbad, NM**RESIDES:** Carlsbad, NM**HOW OBTAINED/SIGNING SCOUT:** Mets 27th round pick in 2010/Max Semler**DATE OF FIRST CONTRACT:** 6/17/10**HIGH SCHOOL:** Carlsbad**COLLEGE:** Wayland Baptist University

YR	CLUB	W-L	ERA	G	GS	CG	SHO	SV	IP	H	R	ER	HR	HB	BB	SO	WP	BK
12	Kingsport (R)	0-0	9.00	1	0	0	0	0	1.0	2	1	1	0	0	0	0	0	0



MINOR LEAGUE BIOS

★ WEST, JARED | RIGHTHANDED PITCHER

HEIGHT: 6'1" **WEIGHT:** 180 **BATS:** Right **THROWS:** Right
BORN: 7/30/88, The Woodlands, TX **RESIDES:** Conroe, TX
HOW OBTAINED/SIGNING SCOUT: Signed as a non-drafted free agent in 2011/Ray Corbett
DATE OF FIRST CONTRACT: 6/15/11
HIGH SCHOOL: Oak Ridge **COLLEGE:** Stephen F Austin State University

YR	CLUB	W-L	ERA	G	GS	CG	SHO	SV	IP	H	R	ER	HR	HB	BB	SO	WP	BK
11	GCL Mets (R)	0-0	0.00	3	0	0	0	0	2.1	1	0	0	0	0	0	0	0	0
	Kingsport (R)	0-1	1.96	19	0	0	0	10	23.0	21	11	5	0	1	6	21	1	0
12	Savannah (A)	1-2	4.99	39	0	0	0	1	61.1	69	35	34	2	4	36	48	3	0
Minor League Totals		1-3	4.05	61	0	0	0	11	86.2	91	46	39	2	5	42	69	4	0

★ WHALEN, ROBERT | RIGHTHANDED PITCHER

HEIGHT: 6'2" **WEIGHT:** 200 **BATS:** Right **THROWS:** Right
BORN: 1/31/94, Stroudsburg, PA **RESIDES:** Davenport, FL
HOW OBTAINED/SIGNING SCOUT: Mets 12th round pick in 2012/Mike Silvestri
DATE OF FIRST CONTRACT: 6/8/12
HIGH SCHOOL: Haines City

YR	CLUB	W-L	ERA	G	GS	CG	SHO	SV	IP	H	R	ER	HR	HB	BB	SO	WP	BK
12	Kingsport (R)	0-0	0.00	1	0	0	0	0	1.0	1	1	0	0	0	0	1	0	0

★ WHEELER, JEFFREY (BECK) | RIGHTHANDED PITCHER

HEIGHT: 6'3" **WEIGHT:** 215 **BATS:** Right **THROWS:** Right
BORN: 12/13/88, San Diego, CA **RESIDES:** San Diego, CA
HOW OBTAINED/SIGNING SCOUT: Signed as a non-drafted free agent in 2011/Chris Becerra
DATE OF FIRST CONTRACT: 6/15/11
HIGH SCHOOL: St. Augustine, San Diego, CA **COLLEGE:** UC Santa Barbara

YR	CLUB	W-L	ERA	G	GS	CG	SHO	SV	IP	H	R	ER	HR	HB	BB	SO	WP	BK
11	GCL Mets (R)	3-0	0.87	14	0	0	0	2	20.2	8	3	2	1	3	9	20	0	0
12	Did Not Play																	
Minor League Totals		3-0	0.87	14	0	0	0	2	20.2	8	3	2	1	3	9	20	0	0

★ WHITENTON, ANTHONY (TAYLOR) | RIGHTHANDED PITCHER

HEIGHT: 6'3" **WEIGHT:** 190 **BATS:** Right **THROWS:** Right
BORN: 2/20/88, Conyers, GA **RESIDES:** Conyers, GA
HOW OBTAINED/SIGNING SCOUT: Mets 39th round pick in 2009/Les Parker
DATE OF FIRST CONTRACT: 8/1/09
HIGH SCHOOL: Hertiage **COLLEGE:** Darton

CAREER HIGHLIGHTS

2011—South Atlantic League All-Star

YR	CLUB	W-L	ERA	G	GS	CG	SHO	SV	IP	H	R	ER	HR	HB	BB	SO	WP	BK
09	GCL Mets (R)	0-0	0.00	4	0	0	0	1	5.0	1	0	0	0	0	5	7	0	0
10	Savannah (A)	8-9	4.57	26	18	0	0	2	108.1	110	60	55	6	6	68	113	5	1
11	Savannah (A)	5-5	2.49	26	22	1	0	1	112.0	77	39	31	6	5	48	119	4	1
12	Did Not Play																	
Minor League Totals		13-14	3.43	56	40	1	0	3	225.1	188	99	86	12	11	121	239	9	2

★ WYNN II, DAVID | LEFTHANDED PITCHER

HEIGHT: 5'10" **WEIGHT:** 168 **BATS:** Switch **THROWS:** Left
BORN: 10/16/89, El Cajon, CA **RESIDES:** El Cajon, CA
HOW OBTAINED/SIGNING SCOUT: Signed as a non-drafted free agent in 2011/Steve Gossett
DATE OF FIRST CONTRACT: 11/12/11

YR	CLUB	W-L	ERA	G	GS	CG	SHO	SV	IP	H	R	ER	HR	HB	BB	SO	WP	BK
12	Brooklyn (A)	0-1	1.44	21	0	0	0	1	25.0	12	7	4	1	2	13	21	2	0

★ YANEZ, ERNESTO | RIGHTHANDED PITCHER

HEIGHT: 6'0"**WEIGHT:** 162**BATS:** Right**THROWS:** Right**BORN:** 1/22/90, Chivacoa, Trujillo, Venezuela**RESIDES:** Chivacoa, Trujillo, Venezuela**HOW OBTAINED/SIGNING SCOUT:** Signed as a minor league free agent in 2009/Ismael Cruz & Hugo Vazquez**DATE OF FIRST CONTRACT:** 3/27/09

YR	CLUB	W-L	ERA	G	GS	CG	SHO	SV	IP	H	R	ER	HR	HB	BB	SO	WP	BK
09	VSL Mets (R)	7-1	2.34	14	10	2	1	0	69.1	56	20	18	0	5	24	42	5	1
10	DSL Mets (R)	0-0	0.00	3	0	0	0	0	5.2	2	0	0	0	0	1	4	0	0
	GCL Mets (R)	1-2	3.86	17	3	0	0	1	32.2	28	22	14	1	3	11	18	1	1
11	Kingsport (R)	1-0	0.40	11	0	0	0	2	22.1	16	2	1	1	0	4	14	1	0
	Brooklyn (A)	0-1	5.54	8	0	0	0	1	13.0	13	9	8	1	2	5	8	0	0
12	Brooklyn (A)	1-0	2.04	13	0	0	0	0	17.2	15	8	4	2	1	6	15	0	0
Minor League Totals		10-4	2.52	66	13	2	1	4	160.2	130	61	45	5	11	51	101	7	2

★ YNOA, GABRIEL | RIGHTHANDED PITCHER

HEIGHT: 6'2"**WEIGHT:** 158**BATS:** Right**THROWS:** Right**BORN:** 5/26/93, La Vega, Dominican Republic**RESIDES:** La Vega, Dominican Republic**HOW OBTAINED/SIGNING SCOUT:** Signed as a minor league free agent in 2009/Rafael Perez, Ismael Cruz & Modesto Abreu**DATE OF FIRST CONTRACT:** 11/19/09

CAREER HIGHLIGHTS

2012—New York-Penn League All-Star

YR	CLUB	W-L	ERA	G	GS	CG	SHO	SV	IP	H	R	ER	HR	HB	BB	SO	WP	BK
10	DSL Mets (R)	5-3	1.99	14	12	1	1	0	72.1	63	22	16	1	1	8	35	3	1
11	GCL Mets (R)	2-3	3.00	10	7	0	0	0	48.0	51	17	16	1	4	4	21	0	0
	Kingsport (R)	0-0	4.50	2	0	0	0	1	8.0	6	4	4	4	0	0	6	0	0
12	Did Not Play																	
Minor League Totals		7-6	2.52	26	19	1	1	1	128.1	120	43	36	6	5	12	62	3	1

★ ZABALA, ENMANUEL | OUTFIELDER

HEIGHT: 6'0"**WEIGHT:** 185**BATS:** Right**THROWS:** Right**BORN:** 9/29/94, Santo Domingo, Dominican Republic**RESIDES:** Santo Domingo, Dominican Republic**HOW OBTAINED/SIGNING SCOUT:** Signed as a minor league free agent in 2012/Daury's Nin & Gerardo Cabrera**DATE OF FIRST CONTRACT:** 10/11/12

YR	CLUB	W-L	ERA	G	GS	CG	SHO	SV	IP	H	R	ER	HR	HB	BB	SO	WP	BK
12	Did Not Play																	

★ ZAPATA, NELFI | CATCHER

HEIGHT: 6'0"**WEIGHT:** 200**BATS:** Right**THROWS:** Right**BORN:** 12/13/90, Santo Domingo, Dominican Republic**RESIDES:** Dorchester, MA**HOW OBTAINED/SIGNING SCOUT:** Mets 19th round pick in 2009/Art Pontarelli**DATE OF FIRST CONTRACT:** 6/16/09**HIGH SCHOOL:** Lynn English

YR	CLUB	AVG	G	AB	R	H	2B	3B	HR	RBI	SH	SF	HB	BB	SO	SB	CS	E
09	GCL Mets (R)	.261	35	119	18	31	6	2	1	13	0	1	4	11	26	0	1	3
10	Kingsport (R)	.247	53	186	17	46	6	0	2	20	0	0	5	17	27	1	0	5
11	Brooklyn (A)	.269	20	67	7	18	3	0	2	14	0	2	0	1	9	0	0	3
12	Brooklyn (A)	.137	29	102	10	14	2	0	2	8	0	1	1	15	27	0	0	2
Minor League Totals		.230	137	474	52	109	17	2	7	55	0	4	10	44	89	1	1	13



★ ZAPATA, PEDRO | OUTFIELDER

HEIGHT: 6'4" **WEIGHT:** 190 **BATS:** Right **THROWS:** Right
BORN: 10/3/87, Bani, Dominican Republic **RESIDES:** Bani, Dominican Republic
HOW OBTAINED/SIGNING SCOUT: Signed as a non-drafted free agent in 2006/Ramon Pena & Ismael Cruz
DATE OF FIRST CONTRACT: 9/12/06

CAREER HIGHLIGHTS

2011—Florida State League All-Star; 2007—Dominican Summer League Sterling Award winner

YR	CLUB	AVG	G	AB	R	H	2B	3B	HR	RBI	SH	SF	HB	BB	SO	SB	CS	E
07	DSL Mets (R)	.325	41	160	27	52	6	5	0	20	2	2	4	12	30	23	6	2
08	Kingsport (R)	.221	58	226	24	50	4	1	0	15	1	0	3	8	56	12	2	3
09	Kingsport (R)	.329	41	152	31	50	12	1	0	21	1	0	1	6	36	15	3	0
10	Savannah (A)	.288	84	365	53	105	15	7	2	45	3	1	2	29	88	27	6	4
	St. Lucie (A)	.246	40	167	20	41	2	4	0	6	4	1	0	5	48	9	7	3
11	St. Lucie (A)	.292	117	452	62	132	21	7	3	42	2	1	5	23	86	36	6	6
12	Binghamton (AA)	.213	93	334	35	71	8	6	2	21	2	1	3	18	107	15	7	0
Minor League Totals		.270	474	1856	252	501	68	31	7	170	15	6	18	101	451	137	37	18

★ ZURCHER, CHAD | INFIELDER

HEIGHT: 6'1" **WEIGHT:** 170 **BATS:** Right **THROWS:** Right
BORN: 8/25/88, Knoxville, TN **RESIDES:** Knoxville, TN
HOW OBTAINED/SIGNING SCOUT: Mets 31st round pick in 2011/Eriwin Bryant
DATE OF FIRST CONTRACT: 6/10/11
HIGH SCHOOL: South-Doyle HS **COLLEGE:** Memphis

YR	CLUB	AVG	G	AB	R	H	2B	3B	HR	RBI	SH	SF	HB	BB	SO	SB	CS	E
11	Kingsport (R)	.283	38	113	21	32	6	0	0	11	2	0	3	16	11	5	3	7
12	Did Not Play																	
Minor League Totals		.283	38	113	21	32	6	0	0	11	2	0	3	16	11	5	3	7

THREE HOME RUNS VS. METS

The following players have hit three home runs in a game against New York.

STAN MUSIAL (ST. LOUIS)—	July 8, 1962 at Polo Grounds
WILLIE McCOVEY (SAN FRANCISCO)—	September 22, 1963, at San Francisco
WILLIE McCOVEY (SAN FRANCISCO)—	September 17, 1966, at San Francisco (10 Innings)
ADOLFO PHILLIPS (CHICAGO CUBS)—	June 11, 1967, at Chicago (Game Two)
BILLY WILLIAMS (CHICAGO CUBS)—	September 10, 1968, at Chicago
RICHIE ALLEN (PHILADELPHIA)—	September 29, 1968 at Shea
PETE ROSE (CINCINNATI)—	April 29, 1978 at Shea
DAVE KINGMAN (CHICAGO CUBS)—	July 28, 1979 at Shea
KARL "TUFFY" RHODES (CHICAGO CUBS)—	April 4, 1994 at Chicago
BOBBY HIGGINSON (DETROIT)—	June 30, 1997 at Detroit
LUIS GONZALEZ (ARIZONA)—	May 10, 2004 at Arizona
CODY ROSS (FLORIDA)—	September 11, 2006 at Florida

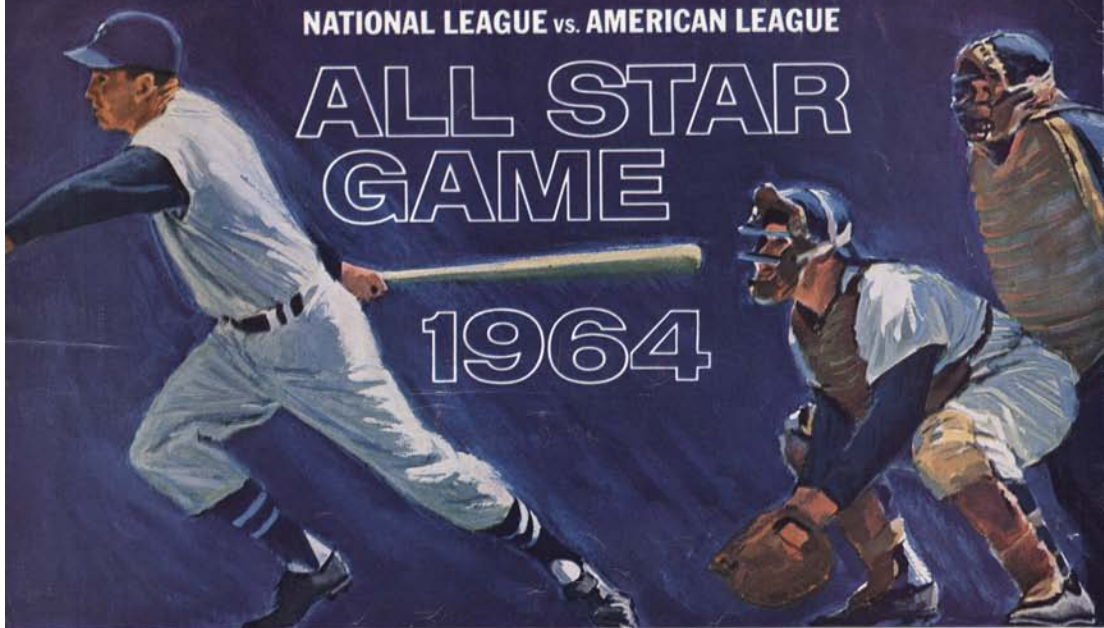
YEAR IN REVIEW



NATIONAL LEAGUE vs. AMERICAN LEAGUE

ALL STAR GAME

1964



SHEA STADIUM, NEW YORK



OFFICIAL
PROGRAM
50 CENTS



2012 HOME ATTENDANCE

DATE #	GAME #	DATE	DAY	VS.	GAME	SERIES	SEASON
1	1	4/5	Thursday	Atlanta	42,080*		42,080
2	2	4/7	Saturday	Atlanta	39,526		81,606
3	3	4/8	Sunday	Atlanta	27,855	109,461	109,461
4	4	4/9	Monday	Washington	23,970		133,431
5	5	4/10	Tuesday	Washington	26,927		160,358
6	6	4/11	Wednesday	Washington	34,614	85,511	194,972
7	7	4/20	Friday	San Francisco	30,544		225,516
8	8	4/21	Saturday	San Francisco	33,844		259,360
9	9 & 10	4/23	Monday	San Francisco	23,866	88,254	271,660
10	11	4/24	Tuesday	Miami	20,192		291,852
11	12	4/25	Wednesday	Miami	20,623		312,475
12	13	4/26	Thursday	Miami	20,660	61,475	333,135
13	14	5/4	Friday	Arizona	26,995		360,130
14	15	5/5	Saturday	Arizona	30,253		390,383
15	16	5/6	Sunday	Arizona	29,107	86,355	419,490
16	17	5/14	Monday	Milwaukee	20,061		439,551
17	18	5/15	Tuesday	Milwaukee	22,268	42,329	461,819
18	19	5/16	Wednesday	Cincinnati	22,659		484,478
19	20	5/17	Thursday	Cincinnati	29,943	52,602	514,421
20	21	5/24	Thursday	San Diego	24,109		538,530
21	22	5/25	Friday	San Diego	24,498		563,028
22	23	5/26	Saturday	San Diego	28,745		591,773
23	24	5/27	Sunday	San Diego	28,361	105,713	620,134
24	25	5/28	Monday	Philadelphia	32,122		652,256
25	26	5/29	Tuesday	Philadelphia	25,487		677,743
26	27	5/30	Wednesday	Philadelphia	30,064	87,673	707,807
27	28	6/1	Friday	St. Louis	27,069		734,876
28	29	6/2	Saturday	St. Louis	27,914		786,349
29	30	6/3	Sunday	St. Louis	23,559		809,908
30	31	6/4	Monday	St. Louis	25,830	104,372	835,738
31	32	6/15	Friday	Cincinnati	34,716		870,454
32	33	6/16	Saturday	Cincinnati	27,988		898,442
33	34	6/17	Sunday	Cincinnati	40,134		938,576
34	35	6/18	Monday	Baltimore	29,014		967,590
35	36	6/19	Tuesday	Baltimore	32,587		1,000,177
36	37	6/20	Wednesday	Baltimore	29,855	91,456	1,030,032
37	38	6/22	Friday	New York (AL)	40,191		1,070,223
38	39	6/23	Saturday	New York (AL)	42,122*		1,112,345
39	40	6/24	Sunday	New York (AL)	42,364*	124,677	1,154,709
40	41	7/3	Tuesday	Philadelphia	42,516*		1,197,225
41	42	7/4	Wednesday	Philadelphia	28,687		1,225,912
42	43	7/5	Thursday	Philadelphia	28,409	99,612	1,254,321
43	44	7/6	Friday	Chicago (NL)	27,956		1,282,277
44	45	7/7	Saturday	Chicago (NL)	26,096		1,308,373
45	46	7/8	Sunday	Chicago (NL)	25,920	79,972	1,334,293
46	47	7/20	Friday	Los Angeles (NL)	30,806		1,334,293
47	48	7/21	Saturday	Los Angeles (NL)	33,503		1,367,796
48	49	7/22	Sunday	Los Angeles (NL)	31,184	95,493	1,398,980
49	50	7/23	Monday	Washington	26,735		1,245,715
50	51	7/24	Tuesday	Washington	36,236		1,461,951
51	52	7/25	Wednesday	Washington	35,517	98,488	1,497,468
52	53	8/7	Tuesday	Miami	28,968		1,526,436
53	54	8/8	Wednesday	Miami	26,193		1,552,629
54	55	8/9	Thursday	Miami	28,985	84,146	1,581,614
55	56	8/10	Friday	Atlanta	25,101		1,606,715
56	57	8/11	Saturday	Atlanta	30,388		1,637,103
57	58	8/12	Sunday	Atlanta	24,891	80,380	1,661,994
58	59	8/20	Monday	Colorado	23,833		1,685,827
59	60	8/21	Tuesday	Colorado	27,633		1,713,460
60	61	8/22	Wednesday	Colorado	22,204		1,735,664
61	62	8/23	Thursday	Colorado	22,544	96,214	1,758,208
62	63	8/24	Friday	Houston	25,513		1,783,721
63	64	8/25	Saturday	Houston	29,906		1,813,627
64	65	8/26	Sunday	Houston	25,071	80,460	1,838,698
65	66	9/7	Friday	Atlanta	24,071		1,862,769
66	67	9/8	Saturday	Atlanta	25,603		1,888,372
67	68	9/9	Sunday	Atlanta	23,161	72,835	1,911,533
68	69	9/10	Monday	Washington	21,923		1,933,456
69	70	9/11	Tuesday	Washington	22,596		1,956,052
70	71	9/12	Wednesday	Washington	21,205	65,724	1,977,257
71	72	9/17	Monday	Philadelphia	20,527		1,997,784
72	73	9/19	Wednesday	Philadelphia	21,741		2,019,525
73	74	9/20	Thursday	Philadelphia	20,010	62,278	2,039,535
74	75	9/21	Friday	Miami	25,446		2,064,981
75	76	9/22	Saturday	Miami	30,332		2,095,313
76	77	9/23	Sunday	Miami	26,923	82,701	2,178,014
77	78	9/24	Monday	Pittsburgh	22,072	22,072	2,144,308
78	79	9/25	Tuesday	Pittsburgh	25,286	47,358	2,169,594
79	80	9/26	Wednesday	Pittsburgh	22,890	70,248	2,192,484
80	81	9/27	Thursday	Pittsburgh	31,506	101,754	2,223,990

* indicates sellout



2012 DAY-BY-DAYS

#	DATE	D/N	OPPONENT	W/L	SCORE	WP	LP	SAVE	REC	POS	GA/B	LEADER
1	4/5	D	Atlanta	W	1-0	Ramirez (1-0)	Hanson (0-1)	Francisco (1)	1-0	T1st		NY, Phila., Washington
2	4/7	D	Atlanta	W	4-2	Dickey (1-0)	Jurrjens (0-1)	Francisco (2)	2-0	T1st		New York, Washington
3	4/8	D	Atlanta	W	7-5	Niese (1-0)	Minor (0-1)	Francisco (3)	3-0	1st		New York
4	4/9	N	Washington	W	4-3	Rauch (1-0)	Rodriguez (0-1)		4-0	1st		New York
5	4/10	N	Washington	L	2-6	Detwiler (1-0)	Gee (0-1)		4-1	1st		New York
6	4/11	D	Washington	L	0-4	Strasburg (1-0)	Santana (0-1)		4-2	T1st		New York, Washington
7	4/13	N	@Philadelphia	W	5-2	Dickey (2-0)	Lee (0-1)		5-2	2nd	-0.5	Washington
8	4/14	D	@Philadelphia	W	5-0	Niese (2-0)	Worely (0-1)		6-2	2nd	-0.5	Washington
9	4/15	D	@Philadelphia	L	2-8	Hamels (1-1)	Ramirez (1-1)		6-3	2nd	-0.5	Washington
10	4/16	N	@Atlanta	W	6-1	Gee (1-1)	Hanson (1-2)		7-3	2nd	-0.5	Washington
11	4/17	N	@Atlanta	L	3-9	Delgado (2-0)	Santana (0-2)		7-4	2nd	-1.5	Washington
12	4/18	D	@Atlanta	L	6-14	Martinez (1-0)	Dickey (2-1)		7-5	T2nd	-2.5	Washington
13	4/20	N	San Francisco	L	3-4 (10)	Romo (1-0)	Francisco (0-1)	Hensley (1)	7-6	3rd	-4.0	Washington
14	4/21	D	San Francisco	W	5-4	Rauch (2-0)	Hensley (1-1)		8-6	3rd	-3.0	Washington
15	4/22		POSTPONED DUE TO RAIN - TO BE MADE UP AS PART OF A DOUBLEHEADER ON APRIL 23									
16	4/23	D	San Francisco (1)	L	1-6	Lincecum (1-2)	Batista (0-1)		8-7	3rd	-4.0	
17	4/23	N	San Francisco (2)	L	2-7	Bumgarner (3-1)	Gee (1-2)		8-8	3rd	-4.0	Washington
18	4/24	N	Miami	W	2-1	Rauch (3-0)	Mujica (0-2)	Francisco (4)	9-8	3rd	-4.0	Washington
19	4/25	N	Miami	W	5-1	Dickey (3-1)	Buehrle (1-3)		10-8	3rd	-4.0	Washington
20	4/26	D	Miami	W	3-2	Ramirez (2-1)	Bell (0-3)		11-8	3rd	-3.0	Washington
21	4/27	N	@Colorado	L	9-18	Reynolds (3-0)	Acosta (0-1)		11-9	3rd	-3.0	Washington
22	4/28	N	@Colorado	W	7-5	Gee (2-2)	Moscato (0-1)	Francisco (5)	12-9	3rd	-2.0	Washington
23	4/29	D	@Colorado	W	6-5 (11)	Francisco (1-1)	Belisle (1-2)		13-9	3rd	-1.0	Washington, Atlanta
24	5/1	D	@Houston	L	3-4	F.Rodriguez (1-3)	Acosta (0-2)	Myers (5)	13-10	3rd	-1.5	Washington
25	5/1	D	@Houston	L	3-6	Happ (2-1)	Niese (2-1)	Myers (6)	13-11	3rd	-1.5	Washington
26	5/2	D	@Houston	L	1-8	W.Rodriguez (3-2)	Schwinden (0-1)		13-12	3rd	-2.5	Washington
27	5/4	N	Arizona	L	4-5	Ziegler (1-1)	Rauch (3-1)	Putz (6)	13-13	3rd	-4.0	Washington
28	5/5	D	Arizona	W	4-3	Santana (1-2)	Corbin (1-1)	Francisco (6)	14-13	3rd	-4.0	Washington
29	5/6	D	Arizona	W	3-1	Dickey (4-1)	Cahill (2-3)	Francisco (7)	15-13	3rd	-3.0	Washington
30	5/7	N	@Philadelphia	W	5-2	Byrdak (1-0)	Papelbon (0-1)	Francisco (8)	16-13	3rd	-2.5	Washington
31	5/8	N	@Philadelphia	W	7-4	Acosta (1-2)	Qualls (1-1)	Rauch (1)	17-13	3rd	-1.5	Washington, Atlanta
32	5/9	N	@Philadelphia	W	10-6	Byrdak (2-0)	Kendrick (0-3)		18-13	3rd	-0.5	Washington, Atlanta
33	5/11	N	@Miami	L	5-6	Bell (1-3)	Francisco (1-2)		18-14	3rd	-2.0	Washington
34	5/12	D	@Miami	W	9-3	Dickey (5-1)	Nolasco (4-1)		19-14	3rd	-2.0	Washington
35	5/13	D	@Miami	L	4-8	Bell (2-3)	Francisco (1-3)		19-15	3rd	-2.5	Atlanta
36	5/14	N	Milwaukee	W	3-1	Batista (1-1)	Gallardo (2-4)	Francisco (9)	20-15	3rd	-2.0	Washington
37	5/15	N	Milwaukee	L	0-8	Greinke (4-1)	Gee (2-3)		20-16	3rd	-2.5	Atlanta
38	5/16	N	Cincinnati	L	3-6	Arredondo (3-1)	Rauch (3-2)	Marshall (7)	20-17	T3rd	-3.0	Washington
39	5/17	D	Cincinnati	W	9-4	Parnell (1-0)	Ondrusek (3-1)		21-17	3rd	-2.5	Atlanta
40	5/18	N	@Toronto	L	5-14	Romero (5-1)	Niese (2-2)		21-18	T3rd	-3.5	Atlanta
41	5/19	D	@Toronto	L	0-2	Morrow (5-2)	Hefner (0-1)		21-19	T3rd	-3.5	Atlanta
42	5/20	D	@Toronto	W	6-5	Gee (3-3)	Alvarez (3-4)	Francisco (10)	22-19	T3rd	-3.5	Atlanta
43	5/21	N	@Pittsburgh	L	4-5	Hughes (1-0)	Rauch (3-3)	Hanrahan (10)	22-20	4th	-3.5	Atlanta
44	5/22	N	@Pittsburgh	W	3-2	Dickey (6-1)	Cruz (1-1)	Francisco (11)	23-20	4th	-3.0	Washington
45	5/23	D	@Pittsburgh	W	3-1	Niese (3-2)	Morton (2-5)	Francisco (12)	24-20	T3rd	-2.0	Washington
46	5/24	N	San Diego	L	5-11	Sults (1-0)	Hefner (0-2)		24-21	T3rd	-2.5	Washington
47	5/25	N	San Diego	W	6-1	Gee (4-3)	Bass (2-5)		25-21	T3rd	-2.5	Washington
48	5/26	D	San Diego	W	9-0	Santana (2-2)	Richard (2-6)		26-21	T2nd	-2.5	Washington
49	5/27	D	San Diego	W	2-0	Dickey (7-1)	Volquez (2-5)		27-21	2nd	-2.5	Washington
50	5/28	D	Philadelphia	L	4-8	Hamels (8-1)	Parnell (1-1)		27-22	T2nd	-2.5	Washington
51	5/29	N	Philadelphia	W	6-3	Hefner (1-2)	Blanton (4-5)	Francisco (14)	28-22	T2nd	-1.5	Washington
52	5/30	N	Philadelphia	L	6-10	Bastardo (2-1)	Rauch (3-4)		28-23	3rd	-1.5	Washington
53	6/1	N	St. Louis	W	8-0	Santana (3-2)	Wainwright (4-6)		29-23	T2nd	-1.0	Washington
54	6/2	D	St. Louis	W	5-0	Dickey (8-1)	Lynn (8-2)		30-23	T2nd	-1.0	Washington
55	6/3	D	St. Louis	W	6-1	Niese (4-2)	Westbrook (4-5)		31-23	T2nd	-0.0	Washington
56	6/4	D	St. Louis	L	4-5	Rzepczynski (1-3)	Rauch (3-5)	Motte (9)	31-24	3rd	-0.5	Washington, Miami





2012 DAY BY DAYS

#	DATE	D/N	OPPONENT	W/L	SCORE	WP	LP	SAVE	REC	POS	GA/B	LEADER
56	6/5	N	@Washington	L	6-7 (12)	Dietwiler (4-3)	E. Ramirez (0-1)		31-25	3rd	-1.5	Washington
57	6/6	N	@Washington	L	3-5	Jackson (2-3)	Hefner (1-3)	Clippard (5)	31-26	4th	-2.5	Washington
58	6/7	D	@Washington	W	3-1	Dickey (9-1)	Wang (1-2)	Francisco (15)	32-26	3rd	-1.5	Washington
59	6/8	N	@New York (AL)	L	1-9	Kuroda (5-6)	Santana (3-3)		32-27	3rd	-2.5	Washington
60	6/9	N	@New York (AL)	L	2-4	Hughes (6-5)	Gee (4-4)	Soriano (9)	32-28	3rd	-3.5	Washington
61	6/10	D	@New York (AL)	L	4-5	Logan (1-0)	Rauch (3-6)		32-29	3rd	-4.5	Washington
62	6/12	N	@Tampa Bay	W	11-2	Young (1-0)	Cobb (2-3)		33-29	3rd	-5.0	Washington
63	6/13	N	@Tampa Bay	W	9-1	Dickey (10-1)	Price (8-4)		34-29	T2nd	-5.0	Washington
64	6/14	D	@Tampa Bay	W	9-6	Santana (4-3)	Hellickson (4-3)	Francisco (16)	35-29	2nd	-4.5	Washington
65	6/15	N	Cincinnati	L	3-7	Arroyo (3-4)	Gee (4-5)		35-30	3rd	-4.5	Washington
66	6/16	N	Cincinnati	L	1-4	Bailey (5-4)	Niese (4-3)	Chapman (8)	35-31	3rd	-4.5	Washington
67	6/17	D	Cincinnati	L	1-3	Cueto (8-3)	Young (1-1)	Marshall (9)	35-32	3rd	-4.5	Washington
68	6/18	N	Baltimore	W	5-0	Dickey (11-1)	Arrieta (3-9)		36-32	2nd	-4.0	Washington
69	6/19	N	Baltimore	W	5-0	Santana (5-3)	Hunter (3-4)		37-32	2nd	-3.0	Washington
70	6/20	N	Baltimore	W	4-3	Gee (5-5)	Matusz (5-8)	Francisco (17)	38-32	2nd	-3.0	Washington
71	6/22	N	New York (AL)	W	6-4	Niese (5-3)	Pettitte (3-3)	Francisco (18)	39-32	2nd	-2.5	Washington
72	6/23	N	New York (AL)	L	3-4	Rapada (2-0)	Rauch (3-7)	Soriano (14)	39-33	2nd	-3.5	Washington
73	6/24	N	New York (AL)	L	5-6	Logan (2-0)	Batista (1-2)	Soriano (15)	39-34	2nd	-3.5	Washington
74	6/25	N	Chicago (NL)	L	1-6	Wood (2-3)	Santana (5-4)		39-35	T2nd	-3.5	Washington
75	6/26	N	Chicago (NL)	L	3-5	Maine (1-1)	Gee (5-6)	Marmol (5)	39-36	3rd	-4.5	Washington
76	6/27	D	Chicago (NL)	W	17-1	Niese (6-3)	Samardzija (5-7)		40-36	3rd	-4.5	Washington
77	6/28	N	Los Angeles (NL)	W	3-2	Young (2-1)	Capuano (9-3)	Parnell (1)	41-36	T2nd	-3.5	Washington
78	6/29	N	Los Angeles (NL)	W	9-0	Dickey (12-1)	Harang (5-5)		42-36	2nd	-3.5	Washington
79	6/30	N	Los Angeles (NL)	W	5-0	Santana (6-4)	Eovaldi (0-5)		43-36	2nd	-2.5	Washington
80	7/1	N	Los Angeles (NL)	L	3-8	Kershaw (6-4)	Gee (5-7)		43-37	2nd	-3.5	Washington
81	7/3	N	Philadelphia	W	11-1	Niese (7-3)	Worley (4-5)		44-37	2nd	-3.5	Washington
82	7/4	D	Philadelphia	L	2-9	Lee (1-5)	Young (2-2)		44-38	2nd	-4.5	Washington
83	7/5	N	Philadelphia	W	6-5	Parnell (2-1)	Papelbon (2-3)		45-38	2nd	-4.5	Washington
84	7/6	N	Chicago (NL)	L	7-8	Wood (4-3)	Santana (6-5)		45-39	2nd	-4.5	Washington
85	7/7	D	Chicago (NL)	W	3-1	Gee (6-7)	Samardzija (6-8)	Parnell (2)	46-39	2nd	-4.5	Washington
86	7/8	D	Chicago (NL)	L	0-7	Dempster (4-3)	Niese (7-4)		46-40	3rd	-4.5	Washington
7/10 All-Star Game (Kansas City)												
87	7/13	N	@Atlanta	L	5-7	Martinez (4-1)	Young (2-3)	Kimbrel (26)	46-41	3rd	-5.5	Washington
88	7/14	D	@Atlanta	L	7-8	Varvaro (1-0)	Parnell (2-2)	Kimbrel (27)	46-42	3rd	-5.5	Washington
89	7/15	D	@Atlanta	L	1-6	Sheets (1-0)	Santana (6-6)		46-43	3rd	-6.5	Washington
90	7/17	N	@Washington	L	4-5 (10)	Mattheus (3-1)	Byrdak (2-1)		46-44	3rd	-7.0	Washington
91	7/18	N	@Washington	L	3-4	Zimmermann (7-6)	Young (2-4)	Clippard (15)	46-45	3rd	-8.0	Washington
92	7/19	D	@Washington	W	9-5	Dickey (13-1)	Gonzalez (12-5)		47-45	3rd	-7.0	Washington
93	7/20	N	Los Angeles (NL)	L	6-7	Harang (7-5)	Santana (6-7)	Jansen (17)	47-46	3rd	-7.0	Washington
94	7/21	D	Los Angeles (NL)	L	5-8	Capuano (10-5)	Batista (1-3)	Jansen (18)	47-47	3rd	-7.5	Washington
95	7/22	D	Los Angeles (NL)	L	3-8 (12)	Wall (1-0)	Ramirez (2-2)		47-48	3rd	-8.5	Washington
96	7/23	N	Washington	L	2-8 (10)	Gorzelanny (3-2)	Byrdak (2-2)		47-49	3rd	-9.5	Washington
97	7/24	N	Washington	L	2-5	Gonzalez (13-5)	Dickey (13-2)	Clippard (17)	47-50	3rd	-10.5	Washington
98	7/25	D	Washington	L	2-5	Strasburg (11-4)	Hefner (1-4)	Clippard (18)	47-51	3rd	-11.5	Washington
99	7/26	N	@Arizona	W	3-1	Harvey (1-0)	Miley (11-6)	Parnell (3)	48-51	3rd	-11.5	Washington
100	7/27	N	@Arizona	L	5-11	Collmenter (3-2)	Niese (7-5)		48-52	3rd	-11.5	Washington
101	7/28	N	@Arizona	L	3-6	Kennedy (9-8)	Young (2-5)	Putz (19)	48-53	3rd	-12.5	Washington
102	7/29	D	@Arizona	W	5-1	Dickey (14-2)	Saunders (5-7)		49-53	3rd	-12.5	Washington
103	7/30	N	@San Francisco	W	8-7 (10)	Edgin (1-0)	Casilla (4-5)	Acosta (1)	50-53	3rd	-12.0	Washington
104	7/31	N	@San Francisco	L	1-4	Lincecum (5-11)	Harvey (1-1)	Affeldt (2)	50-54	3rd	-12.0	Washington
105	8/1	N	@San Francisco	W	2-1	Niese (8-5)	Cain (10-4)	Parnell (4)	51-54	3rd	-11.0	Washington
106	8/2	D	@San Francisco	W	9-1	Young (3-5)	Zito (8-8)		52-54	3rd	-11.0	Washington
107	8/3	N	@San Diego	L	1-3	Richard (8-11)	Dickey (14-3)	Street (18)	52-55	3rd	-11.5	Washington
108	8/4	N	@San Diego	W	6-2	Hefner (2-4)	Volquez (7-8)	Francisco (19)	53-55	3rd	-11.5	Washington
109	8/5	D	@San Diego	L	3-7	Marquis (7-10)	Harvey (1-2)		53-56	3rd	-12.5	Washington
110	8/7	N	Miami	L	2-4	Zambrano (7-9)	Niese (8-6)	Cishek (7)	53-57	3rd	-14.0	Washington
111	8/8	N	Miami	L	0-13	Eovaldi (3-7)	Young (3-6)		53-58	3rd	-15.0	Washington
112	8/9	D	Miami	W	6-1	Dickey (15-3)	Johnson (7-8)		54-58	3rd	-15.0	Washington



2012 DAY BY DAYS

#	DATE	D/N	OPPONENT	W/L	SCORE	WP	LP	SAVE	REC	POS	GA/B	LEADER
113	8/10	N	Atlanta	L	0-4	Maholm (10-7)	Harvey (1-3)		54-59	3rd	-16.0	Washington
114	8/11	N	Atlanta	L	3-9	Medlen (3-1)	Santana (6-8)		54-60	3rd	-17.0	Washington
115	8/12	N	Atlanta	W	6-5	Niese (9-6)	Sheets (4-2)	Rauch (2)	55-60	3rd	-16.0	Washington
116	8/14	N	@Cincinnati	L	0-3	Arredondo (5-2)	Acosta (1-3)		55-61	3rd	-16.5	Washington
117	8/15	N	@Cincinnati	L	1-6	Leake (5-7)	Dickey (15-4)		55-62	3rd	-17.5	Washington
118	8/16	N	@Cincinnati	W	8-4	Harvey (2-3)	Bailey (10-8)	Rauch (3)	56-62	3rd	-17.0	Washington
119	8/17	N	@Washington	L	4-6	Dewiler (7-5)	Santana (6-9)	Clippard (26)	56-63	3rd	-18.0	Washington
120	8/18	N	@Washington	W	2-0	Niese (10-6)	Jackson (7-8)	Francisco (20)	57-63	3rd	-17.0	Washington
121	8/19	D	@Washington	L	2-5	Gonzalez (16-6)	Hefner (2-5)	Clippard (27)	57-64	3rd	-18.0	Washington
122	8/20	N	Colorado	L	1-3	Brothers (7-2)	Edgin (1-1)	Betancourt (24)	57-65	T3rd	-19.0	Washington
123	8/21	N	Colorado	L	2-6	Chacin (1-3)	Young (3-7)		57-66	T3rd	-20.0	Washington
124	8/22	D	Colorado	L	2-5	Torres (2-1)	Ramirez (2-3)	Betancourt (25)	57-67	T3rd	-20.0	Washington
125	8/23	N	Colorado	L	0-1	Brothers (8-2)	Parnell (2-3)	Belsle (1)	57-68	4th	-20.5	Washington
126	8/24	N	Houston	L	1-3	Lyles (3-10)	Niese (10-7)	Lopez (2)	57-69	4th	-20.5	Washington
127	8/25	D	Houston	W	3-1	Dickey (16-4)	Abad (0-1)	Francisco (21)	58-69	4th	-19.5	Washington
128	8/26	D	Houston	W	2-1	Parnell (3-3)	Lopez (5-2)		59-69	4th	-18.5	Washington
129	8/28	N	@Philadelphia	W	9-5 (10)	Parnell (4-3)	Rosenberg (0-2)		60-69	4th	-17.5	Washington
130	8/29	N	@Philadelphia	W	3-2	Harvey (3-3)	Cloyd (0-1)	Francisco (22)	61-69	T3rd	-17.5	Washington
131	8/30	D	@Philadelphia	L	2-3	Kendrick (8-9)	Niese (10-8)	Papelbon (30)	61-70	4th	-18.5	Washington
132	8/31	N	@Miami	W	3-0	Dickey (17-4)	Eovaldi (4-10)		62-70	4th	-18.5	Washington
133	9/1	N	@Miami	W	5-3	Ramirez (3-3)	Cishek (4-2)	Francisco (23)	63-70	4th	-17.5	Washington
134	9/2	D	@Miami	W	5-1	Young (4-7)	Buehrle (12-12)		64-70	T3rd	-17.5	Washington
135	9/3	D	@St. Louis	L	4-5	Kelly (5-6)	McHugh (0-1)	Motte (33)	64-71	4th	-18.5	Washington
136	9/4	N	@St. Louis	L	1-5	Garcia (4-6)	Harvey (3-4)		64-72	4th	-19.5	Washington
137	9/5	D	@St. Louis	W	6-2	Dickey (18-4)	Wainwright (13-12)		65-72	4th	-19.5	Washington
138	9/7	N	Atlanta	L	0-3	Maholm (12-9)	Niese (10-9)	Kimbrel (35)	65-73	4th	-20.0	Washington
139	9/8	D	Atlanta	L	3-11	Medlen (8-1)	Hefner (2-6)		65-74	4th	-21.0	Washington
140	9/9	D	Atlanta	L	2-3 (10)	Kimbrel (1-1)	Parnell (4-4)	Moylan (1)	65-75	4th	-21.0	Washington
141	9/10	N	Washington	L	1-5	Gonzalez (19-7)	McHugh (0-2)		65-76	4th	-22.0	Washington
142	9/11	N	Washington	L	3-5	Gonzalez (19-7)	Dickey (18-5)	Clippard (31)	65-77	4th	-23.0	Washington
143	9/12	N	Washington	L	0-2	Lannan (3-0)	Harvey (3-5)	Storen (2)	65-78	4th	-24.0	Washington
144	9/14	N	@Milwaukee	W	7-3	Niese (11-9)	Fiers (9-8)		66-78	4th	-23.0	Washington
145	9/15	N	@Milwaukee	L	6-9	Kintzer (2-0)	Mejia (0-1)		66-79	4th	-23.0	Washington
146	9/16	D	@Milwaukee	L	0-3	Peralta (2-0)	Young (4-8)	Axford (29)	66-80	4th	-23.0	Washington
147	9/17	N	Philadelphia	L	1-3	Lee (6-7)	Dickey (18-6)	Papelbon (35)	66-81	4th	-23.5	Washington
	9/18		Philadelphia			PPD - RAIN - RESCHEDULED FOR 9/20						
148	9/19	N	Philadelphia	L	2-3	Horst (2-0)	Edgin (1-2)	Papelbon (36)	66-82	4th	-24.0	Washington
149	9/20	N	Philadelphia	L	1-16	Cloyd (2-1)	Hefner (2-7)		66-83	4th	-25.0	Washington
150	9/21	N	Miami	W	7-3	Niese (12-9)	Turner (2-4)		67-83	4th	-24.0	Washington
151	9/22	D	Miami	W	4-3	Dickey (19-6)	Buehrle (13-13)	Rauch (4)	68-83	4th	-24.0	Washington
152	9/23	D	Miami	W	3-2	Parnell (5-4)	Webb (4-3)		69-83	4th	-23.0	Washington
153	9/24	N	Pittsburgh	W	6-2	Mejia (1-1)	McPherson (0-2)		70-83	4th	-23.0	Washington
154	9/25	N	Pittsburgh	L	6-10	Rodriguez (12-13)	McHugh (0-3)		70-84	4th	-23.0	Washington
155	9/26	N	Pittsburgh	W	6-0	Hefner (3-7)	Locke (0-3)		71-84	4th	-23.0	Washington
156	9/27	D	Pittsburgh	W	6-5	Dickey (20-6)	Correia (11-11)	Parnell (5)	72-84	4th	-23.0	Washington
157	9/28	N	@Atlanta	W	3-1	Niese (13-9)	Hudson (16-7)	Parnell (6)	73-84	4th	-22.0	Washington
158	9/29	N	@Atlanta	L	0-2	Minor (11-10)	Young (4-9)	Kimbrel (41)	73-85	4th	-23.0	Washington
159	9/30	D	@Atlanta	L	2-6	Medlen (10-1)	Mejia (1-2)	Kimbrel (42)	73-86	4th	-23.0	Washington
160	10/1	N	@Miami	L	2-3	Bell (4-5)	RRamirez (3-4)	Cishek (15)	73-87	4th	-23.0	Washington
161	10/2	N	@Miami	L	3-4	Gaudin (4-2)	McHugh (0-4)		73-88	4th	-24.0	Washington
162	10/3	D	@Miami	W	4-2	Hefner (4-7)	Koehler (0-1)	Parnell (7)	74-88	4th	-24.0	Washington

Caps indicate complete game





2012 CHRONOLOGY

JANUARY

- January 3 • Signed INF **OMAR QUINTANILLA** to a minor league contract.
- January 4 • Signed RHP **JEFF STEVENS** to a minor league contract.
- January 10 • Signed RHP **FERNANDO CABRERA** and **MIGUEL BATISTA** to minor league contracts...Signed INF **SEAN KAZMAR** to a minor league contract.
- January 12 • Signed OF **SCOTT HAIRSTON** to a one-year contract...Outrighted LHP **DANIEL HERRERA** to Buffalo (AAA)...Announced that the Houston Astros claimed OF **FERNANDO MARTINEZ**.
- January 17 • Avoided arbitration and signed RHP **MIKE PELFREY**, **MANNY ACOSTA** and **RAMON RAMIREZ** and OF **ANDRES TORRES** to one-year contracts.
- January 18 • Signed infielder **RONNY CEDENO** to a minor league contract.
- January 26 • Announced **JOHN FRANCO** had been elected to the Mets Hall of Fame.
- January 27 • Signed infielder **MATT TUIASOSOPO** to a minor league contract.

FEBRUARY

- No Transactions

MARCH

- March 15 • Assigned RHP **JENRRY MEJIA**, RHP **JOSH STINSON**, OF **KIRK NIEUWENHUIS**, INF **ZACH LUTZ**, RHP **JEURYS FAMILIA**, LHP **ROBERT CARSON**, INF **REESE HAVENS**, INF **JUAN LAGARES**, RHP **ARMANDO RODRIGUEZ** and INF **WILMER FLORES** to minor league camp.
- March 18 • Assigned RHP **JEREMY HEFNER** and OF **CESAR PUELLO** to minor league camp.
- March 23 • Assigned OF **JOSH SATIN** to minor league camp.
- March 26 • Signed RHP **CHRIS YOUNG** to a minor league contract.
- March 29 • Assigned OF **JORDANY VALDESPIN** to minor league camp.
- March 30 • Assigned RHP **CHRIS SCHWINDEN** to minor league camp.

APRIL

- April 4 • Outrighted RHP **ARMANDO RODRIGUEZ** to Binghamton (AA)...Placed RHP **D.J. CARRASCO** on the 15-Day Disabled List, retroactive to March 26, with a right ankle sprain and RHP **PEDRO BEATO** on the 15-Day Disabled List, retroactive to March 26, with right shoulder stiffness...Selected the contracts of OF **MIKE BAXTER** and RHP **MIGUEL BATISTA** from Buffalo (AAA) of the International League...Announced RHP **JOSH STINSON** was assigned on a waiver claim to Milwaukee.

April 6

April 23

April 24

April 25

April 26

April 27

April 30

MAY

May 4

May 6

May 7

May 8

May 11

May 17

May 19

May 20

May 21

- Placed OF **ANDRES TORRES** on the 15-Day Disabled List with a strained left calf...Recalled OF **KIRK NIEUWENHUIS** from Buffalo (AAA).
- Placed INF **RONNY CEDENO** on the 15-Day Disabled List with a left intercostal strain...Recalled RHP **JEREMY HEFNER** from Buffalo (AAA)...Recalled INF **JORDANY VALDESPIN** from Buffalo (AAA).
- Placed OF **JASON BAY** on the 15-Day Disabled List with a non-displaced fracture of a rib on the left side...Placed RHP **MIKE PELFREY** on the 15-Day Disabled List...Recalled INF **ZACH LUTZ** from Buffalo (AAA) and LHP **ROBERT CARSON** from Binghamton (AA)...Optioned RHP **JEREMY HEFNER** to Buffalo (AAA).
- Signed OF **FRED LEWIS** to a minor league contract.
- Optioned LHP **ROBERT CARSON** to Binghamton (AA).
- Recalled RHP **CHRIS SCHWINDEN** from Buffalo (AAA).
- Activated OF **ANDRES TORRES** from the 15-Day Disabled List...Optioned INF **ZACH LUTZ** to Buffalo (AAA).
- Selected the contract of INF/OF **VINNY ROTTINO** from Buffalo (AAA)...Optioned RHP **CHRIS SCHWINDEN** to Buffalo (AAA).
- Reinstated RHP **D.J. CARRASCO** from the 15-Day Disabled List...Optioned INF **JORDANY VALDESPIN** to Buffalo (AAA).
- Recalled INF **JORDANY VALDESPIN** from Buffalo (AAA)...Placed INF **RUBEN TEJADA** on the 15-Day Disabled List with a right quad strain.
- Placed C **JOSH THOLE** on the 7-Day Disabled List with a concussion...Selected the contract of C **ROB JOHNSON** from Buffalo (AAA).
- Reinstated INF **RONNY CEDENO** from the 15-Day Disabled List...Optioned INF/OF **VINNY ROTTINO** to Buffalo (AAA).
- Designated RHP **D.J. CARRASCO** for assignment...Recalled LHP **ROBERT CARSON** from Binghamton (AA).
- Recalled RHP **JEREMY HEFNER** from Buffalo (AAA)...Optioned INF **JORDANY VALDESPIN** to Buffalo (AAA).
- Placed RHP **MIGUEL BATISTA** on the 15-Day Disabled List with a lower back strain...Recalled RHP **CHRIS SCHWINDEN** from Buffalo (AAA).
- Recalled C/OF/INF **VINNY ROTTINO** from Buffalo (AAA)...Optioned RHP **CHRIS SCHWINDEN** to Buffalo (AAA).



2012 CHRONOLOGY

- May 25 • Selected the contract of RHP **JACK EGBERT** from Buffalo (AAA)...Optioned LHP **ROBERT CARSON** to Binghamton (AA).
- May 29 • Recalled RHP **CHRIS SCHWINDEN** from Buffalo (AAA)...Selected the contract of the INF **OMAR QUINTANILLA** from Buffalo...Placed INF **JUSTIN TURNER** on the 15-Day Disabled List with a sprained right ankle...Designated RHP **MANNY ACOSTA** for assignment.
- May 30 • Recalled INF **JORDANY VALDESPIN** from Buffalo (AAA)...Placed INF **RONNY CEDENO** on the 15-Day Disabled List, retroactive to May 27, with a strained left calf.
- JUNE**
- June 1 • Reinstated C **JOSH THOLE** from the 15-Day Disabled List...Selected the contract of RHP **ELVIN RAMIREZ**...Designated RHP **CHRIS SCHWINDEN** for assignment...Optioned C **ROB JOHNSON** to Buffalo (AAA).
- June 3 • Recalled INF **JOSH SATIN** from Buffalo (AAA)...Placed OF **MIKE BAXTER** on the 15-Day Disabled List with a displaced right collarbone and fractured rib cartilage next to the sternum.
- June 5 • Selected the contract of RHP **CHRIS YOUNG** from Buffalo (AAA)...Reinstated RHP **MIGUEL BATISTA** from the 15-Day Disabled List... Designated RHP **JACK EGBERT** for assignment...Placed RHP **RAMON RAMIREZ** on the 15-Day Disabled List with a strained right hamstring.
- June 6 • Reinstated OF **JASON BAY** from the 15-Day Disabled List...Designated INF **JOSH SATIN** for assignment...Placed RHP **CHRIS YOUNG** on the Paternity Leave List...Reinstated RHP **PEDRO BEATO** from the 60-Day Disabled List.
- June 7 • Outrighted RHP **JACK EGBERT** to Buffalo (AAA).
- June 8 • Reinstated RHP **CHRIS YOUNG** from the Paternity Leave List...Optioned RHP **PEDRO BEATO** to Buffalo (AAA)...Outrighted INF **JOSH SATIN** to Buffalo (AAA).
- June 16 • Reinstated INF **JUSTIN TURNER** from the 15-Day Disabled List...Placed OF **JASON BAY** on the 7-Day Disabled List with a concussion.
- June 22 • Reinstated INF **RONNY CEDENO** from the 15-Day Disabled List...Optioned RHP **ELVIN RAMIREZ** to Buffalo (AAA).
- June 24 • Reinstated INF **RUBEN TEJADA** and RHP **RAMON RAMIREZ** from the 15-Day Disabled List...Optioned INF **JORDANY VALDESPIN** to Buffalo (AAA)...Placed RHP **FRANK FRANCISCO** on the 15-Day Disabled List with a left oblique strain.

- June 25 • Designated INF/OF **VINNY ROTTINO** for assignment...Selected the contract of LHP **JUSTIN HAMPSON** from Buffalo (AAA).
- JULY**
- July 4 • Recalled INF **JORDANY VALDESPIN** and RHP **PEDRO BEATO** from Buffalo (AAA) ...Designated LHP **JUSTIN HAMPSON** for assignment and optioned RHP **JEREMY HEFNER** to Buffalo.
- July 13 • Selected the contract of LHP **JOSH EDGIN** from Buffalo (AAA)...Placed RHP **DILLON GEE** on the 15-Day Disabled List, with right shoulder surgery...Signed **LHP C.J. NITKOWSKI** to a minor league contract.
- July 17 • Reinstated OF **JASON BAY** from the 15-Day Disabled List...Designated INF **OMAR QUINTANILLA** for assignment.
- July 20 • Traded INF **OMAR QUINTANILLA** to the Baltimore Orioles for cash considerations.
- July 21 • Placed LHP **JOHAN SANTANA** on the 15-Day Disabled List with a right ankle sprain...Recalled RHP **JEREMY HEFNER** from Buffalo (AAA).
- July 22 • Recalled RHP **ELVIN RAMIREZ** from Buffalo (AAA)...Designated RHP **MIGUEL BATISTA** for assignment.
- July 24 • Optioned RHP **PEDRO BEATO** to Buffalo (AAA)...Recalled RHP **MATT HARVEY** from Buffalo (AAA)...Optioned OF **LUCAS DUDA** to Buffalo (AAA)...Recalled RHP **MANNY ACOSTA** from Buffalo (AAA)...Signed RHP **CRAIG HANSEN** to a minor league contract.
- July 26 • Optioned C **MIKE NICKEAS** to Buffalo (AAA)...Recalled C **ROB JOHNSON** from Buffalo (AAA)...Released RHP **MIGUEL BATISTA**.
- July 30 • Reinstated OF **MIKE BAXTER** from the 15-Day Disabled List...Optioned OF **KIRK NIEUWENHUIS** to Buffalo (AAA).

AUGUST

- August 3 • Reinstated RHP **FRANK FRANCISCO** from the 15-Day Disabled List...Placed LHP **TIM BYRDAK** on the 15-Day Disabled List, retroactive to August 2.
- August 7 • Selected the contract of LHP **GARRETT OLSON** from Buffalo (AAA) of the International League...Optioned RHP **ELVIN RAMIREZ** to Buffalo (AAA)...Transferred RHP **DILLON GEE** to the 60-Day Disabled List.
- August 10 • Signed RHP **DREW CARPENTER** to a minor league contract.
- August 11 • Designated LHP **GARRETT OLSON** for assignment...Reinstated LHP **JOHAN SANTANA** from the 15-Day Disabled List.
- August 14 • Acquired C **KELLY SHOPPACH** on a waiver claim from the Boston Red Sox for a player to be named later.





2012-2013 CHRONOLOGY

- August 15 • Placed C **ROB JOHNSON** on the 15-Day Disabled List with a ligament tear in his left thumb.
- August 16 • RHP **PEDRO BEATO** was assigned on a waiver claim to Boston to complete the August 14 deal for C **KELLY SHOPPACH**.
- August 21 • Placed RHP **JEREMY HEFNER** on the Paternity Leave List...Recalled LHP **ROBERT CARSON** from Buffalo (AAA).
- August 23 • Placed LHP **JOHAN SANTANA** on the 15-Day Disabled List with inflammation of the lower back...Selected the contract of RHP **COLLIN MCHUGH** from Buffalo (AAA) of the International League.
- August 24 • Reinstated RHP **JEREMY HEFNER** from the paternity list...Optioned RHP **COLLIN MCHUGH** to Buffalo (AAA).
- August 26 • Recalled OF **LUCAS DUDA** from Buffalo (AAA)...Optioned OF **JORDANY VALDESPIN** to Buffalo (AAA).

SEPTEMBER

- September 1 • Recalled C **MIKE NICKEAS** and INF **ZACH LUTZ** from Buffalo (AAA) of the International League.
- September 3 • Recalled RHP **COLLIN MCHUGH** from Buffalo (AAA).
- September 4 • Recalled OF **JORDANY VALDESPIN**, RHP **ELVIN RAMIREZ**, RHP **JENRRY MEJIA** and RHP **JEURYS FAMILIA** from Buffalo (AAA)...Selected the contracts of LHP **JUSTIN HAMPSON** and OF **FRED LEWIS** from Buffalo...Transferred LHP **TIM BYRDAK** and C **ROB JOHNSON** to the 60-Day Disabled List.

OCTOBER

- October 16 • Outrighted OF **FRED LEWIS**, C **ROB JOHNSON** and LHP **JUSTIN HAMPSON** to Buffalo (AAA)...Reinstated LHP **JOHAN SANTANA** from the Disabled List.
- October 25 • Claimed C **ANTHONY RECKER** off waivers from Chicago (NL).
- October 29 • Reinstated LHP **TIM BYRDAK**, RHP **MIKE PELFREY** and RHP **DILLON GEE** from the Disabled List.

NOVEMBER

- November 2 • Outrighted C **MIKE NICKEAS** to Buffalo (AAA).
- November 7 • Signed RHP **GREG BURKE** to a minor league contract.
- November 9 • Granted OF **JASON BAY** his unconditional release...Signed C **MIKE NICKEAS** to a minor league contract.
- November 12 • Named **JIM MALONE** Strength and Conditioning Coordinator.
- November 16 • Signed INF/OF **BRIAN BIXLER** to a minor league contract.

- November 20 • Signed LHP **SCOTT RICE** and RHP **CARLOS TORRES** to minor league contracts...Added RHP **ZACK WHEELER**, RHP **HANSEL ROBLES**, RHP **GONZALEZ GERMAN**, RHP **GREG BURKE**, LHP **DARIN GORSKI** and INF **WILFREDO TOVAR** to the 40-man roster.
- November 26 • Signed LHP **TIM BYRDAK** to a minor league contract...Acquired INF **BRANDON HICKS** from Oakland for cash considerations.
- November 27 • Signed OF **JAMIE HOFFMAN** to a minor league contract.

DECEMBER

- December 6 • Selected LHP **KYLE LOBSTEIN** in the Rule V Draft...Traded LHP **KYLE LOBSTEIN** to the Detroit Tigers for cash considerations.
- December 17 • Acquired C **JOHN BUCK**, RHP **NOAH SYNDERGAARD**, C **TRAVIS D'ARNAUD** and OF **WUILLER BECERRA** from Toronto in exchange for C **JOSH THOLE**, C **MIKE NICKEAS** and RHP **R.A. DICKEY**.
- December 18 • Acquired OF **COLLIN COWGILL** from Oakland in exchange for 3B **JEFREY MARTE**.
- December 19 • Signed SS **JOSH RODRIGUEZ** to a minor league contract.
- December 27 • Signed LHP **AARON LAFFEY** to a minor league contract.

JANUARY, 2013

- January 2 • Signed OF **ANDREW BROWN** to a minor league contract.
- January 4 • Signed INF **OMAR QUINTANILLA** to a minor league contract.
- January 14 • Invited RHP **CORY MAZZONI**, RHP **RAFAEL MONTERO**, INF **JOSH SATIN**, OF **MATT DEN DEKKER** and C **JUAN CENTENO** to major league Spring Training.
- January 18 • Signed C **LANDON POWELL** to a minor league contract.
- January 21 • Signed LHP **PEDRO FELICIANO** to a minor league contract.
- January 28 • Signed RHP **SHAUN MARCUM** to a minor league contract.
- January 29 • Signed RHP **SCOTT ATCHISON** to a minor league contract.
- January 31 • Signed RHP **LATROY HAWKINS** to a minor league contract.

FEBRUARY

- February 2 • Signed OF **MARLON BYRD** to a minor league contract.
- February 9 • Signed RHP **BRANDON LYON** to a one-year contract.

PLAYER	AVG	G	AB	R	H	TB	2B	3B	HR	RBI	SH	SF	HP	BB	IBB	SO	SB	CS	DP	E	SLG	OBP	AB	H	HR	RBI	
# Batista,M	.000	35	6	0	0	0	0	0	0	0	1	0	0	0	0	4	0	0	0	1.000	.000	0	0	0	0	0	
NY	.000	30	6	0	0	0	0	0	0	0	1	0	0	0	0	4	0	0	0	1.000	.000	0	0	0	0	0	
+Baxter,M	.263	89	179	26	47	74	14	2	3	17	0	2	5	25	4	45	5	3	0	1.413	.365	24	11	0	8	0	
Bay,J	.165	70	194	21	32	58	2	0	8	20	0	2	0	19	0	58	5	1	3	2.299	.237	7	1	0	0	0	
Cedeno,R	.259	78	166	18	43	68	11	1	4	22	2	0	1	17	0	35	0	1	10	4.410	.332	20	6	2	3	0	
Davis,I	.227	156	519	66	118	240	26	0	32	90	0	3	1	61	3	141	0	2	10	8.462	.308	15	5	0	5	0	
Dickey,R	.153	34	72	3	11	11	0	0	0	3	10	0	1	0	0	14	0	0	3	4.153	.164	0	0	0	0	0	
Duda,L	.239	121	401	43	96	156	15	0	15	57	0	3	4	51	0	120	1	0	5	5.389	.329	8	1	0	1	0	
+Familia,J	.000	8	1	0	0	0	0	0	0	0	0	0	0	0	0	1	0	0	0	0.000	.000	0	0	0	0	0	
Gee,D	.148	17	27	4	4	6	2	0	0	1	5	0	0	2	0	7	0	0	1	2.222	.207	0	0	0	0	0	
Hairston,S	.263	134	377	52	99	190	25	3	20	57	0	1	1	19	0	83	8	2	10	1.504	.299	33	7	3	5	0	
Hampson,J	.000	13	1	0	0	0	0	0	0	0	0	0	0	0	0	0	0	0	0	0.000	.000	0	0	0	0	0	
+Harvey,M	.333	10	18	0	6	8	2	0	0	3	3	0	0	0	0	7	0	0	0	0.444	.333	0	0	0	0	0	
+Hefner,J	.100	26	20	1	2	5	0	0	1	1	6	0	0	0	0	11	0	0	0	0.250	.100	0	0	0	0	0	
Johnson,R	.250	17	52	3	13	15	2	0	0	4	1	1	0	4	2	10	0	0	2	0.288	.298	1	0	0	0	0	
Lewis,F	.150	18	20	2	3	3	0	0	0	0	0	0	1	4	1	5	0	0	0	0.150	.320	10	0	0	0	0	
+Lutz,Z	.091	7	11	1	1	1	0	0	0	0	0	0	0	0	0	5	0	0	0	1.091	.091	6	0	0	0	0	
+McHugh,C	.000	8	4	0	0	0	0	0	0	0	0	0	0	0	0	2	0	0	0	0.000	.000	0	0	0	0	0	
Mejia,J	.000	5	3	0	0	0	0	0	0	0	1	2	0	0	0	0	2	0	0	1.000	.000	0	0	0	0	0	
Murphy,D	.291	156	571	62	166	230	40	3	6	65	0	4	1	36	5	82	10	2	12	15.403	.332	16	4	0	1	0	
Nickeas,M	.174	47	109	8	19	25	3	0	0	1	13	2	1	2	8	0	27	0	0	1	2.229	.242	3	1	0	0	0
Niese,J	.218	30	55	8	12	12	0	0	0	2	7	0	0	6	0	19	0	0	0	2.218	.295	0	0	0	0	0	
+Nieuwenhuis,K	.252	91	282	40	71	106	12	1	7	28	3	2	2	25	0	98	4	4	2	4.376	.315	11	4	0	2	0	
Parnell,R	.000	74	0	0	0	0	0	0	0	0	1	0	0	0	0	0	0	0	0	0.000	.000	0	0	0	0	0	
Pelfrey,M	.167	3	6	1	1	2	1	0	0	0	1	0	0	0	0	0	0	0	1	1.333	.167	0	0	0	0	0	
Quintanilla,O	.257	29	70	13	18	26	5	0	1	4	0	0	2	8	1	17	0	0	2	2.371	.350	4	1	0	0	0	
+Ramirez,E	.000	20	1	0	0	0	0	0	0	0	0	0	0	0	0	1	0	0	0	0.000	.000	0	0	0	0	0	
+Rottino,V	.182	18	33	8	6	13	1	0	2	5	0	0	0	6	1	9	3	0	0	0.394	.308	4	0	0	0	0	
Santana,J	.086	21	35	0	3	3	0	0	0	0	5	0	0	0	0	14	0	0	0	0.086	.086	0	0	0	0	0	
+Satin,J	.000	1	1	0	0	0	0	0	0	0	0	0	0	0	0	1	0	0	0	0.000	.000	1	0	0	0	0	
+Schwinden,C	.250	3	4	0	1	1	0	0	0	1	0	0	0	0	0	1	0	0	0	1.250	.250	0	0	0	0	0	
Shoppach,K	.203	28	79	7	16	27	2	0	3	10	0	0	3	5	2	27	0	0	0	0.342	.276	3	2	0	0	0	
Tejada,R	.289	114	464	53	134	163	26	0	1	25	3	2	5	27	0	73	4	4	9	12.351	.333	2	0	0	0	0	
Thole,J	.234	104	321	24	75	93	15	0	1	21	4	1	1	27	6	50	0	0	12	6.290	.294	11	2	0	0	0	
Torres,A	.230	132	374	47	86	126	17	7	3	35	1	2	3	52	2	90	13	5	9	2.337	.327	9	1	0	0	0	
RIGHT	.284	148	42	56	10	2	0	9	1	0	1	22	0	32					3	.378	.380	7	1	0	0	0	
LEFT	.195	226	44	70	7	5	3	26	0	2	2	30	2	58					6	.310	.292	2	0	0	0	0	
Turner,J	.269	94	171	20	46	67	13	1	2	19	0	1	4	9	0	24	1	1	9	2.392	.319	48	12	0	6	0	
+Valdespin,J	.241	94	191	28	46	81	9	1	8	26	3	0	2	10	0	44	10	3	2	3.424	.286	42	9	5	10	0	
Wright,D	.306	156	581	91	178	286	41	2	21	93	0	5	3	81	16	112	15	10	15	10.492	.391	1	0	0	0	0	
Young,C	.129	20	31	0	4	6	2	0	0	2	4	0	0	1	0	11	0	0	0	1.194	.156	0	0	0	0	0	
PITCHERS	.155	162	284	17	44	54	7	0	1	14	45	0	1	9	0	94	0	0	5	15.190	.184	0	0	0	0	0	
NEW YORK	.249	162	5450	650	1357	2102	286	21	139	625	64	30	42	503	43	1250	79	38	118	101.386	.316	279	67	10	41	0	
OPPONENTS	.251	162	5449	709	1368	2185	262	36	161	673	64	43	40	488	29	1240	97	30	115	86.401	.315	211	52	6	30	0	

PITCHER	R/L	W-L	ERA	G	GS	CG	GF	SHO	SV	IP	H	R	ER	HR	HB	BB	IBB	SO	WP	BK	AVG
Acosta,M	R	1-3	6.46	45	0	0	7	0	1	47.1	48	38	34	7	3	25	1	46	2	0	.259
#Batista,M	R	1-3	4.61	35	5	0	11	0	0	52.2	58	30	27	6	1	33	1	36	1	0	.283
NY	R	1-3	4.82	30	5	0	7	0	0	46.2	53	28	25	5	1	31	0	34	1	0	.290
Beato,P	R	0-0	10.38	7	0	0	2	0	0	4.1	5	5	5	1	0	2	0	5	1	0	.278
Byrdak,T	L	2-2	4.40	56	0	0	4	0	0	30.2	18	16	15	2	1	18	5	34	0	0	.180
Carrasco,D	R	0-0	7.36	4	0	0	3	0	0	3.2	6	3	3	2	1	0	0	3	1	0	.353
+Carson,R	L	0-0	4.73	17	0	0	2	0	0	13.1	13	7	7	2	2	4	0	5	0	0	.260
Dickey,R	R	20-6	2.73	34	33	5	1	3	0	233.2	192	78	71	24	9	54	2	230	4	1	.226
+Edgin,J	L	1-2	4.56	34	0	0	6	0	0	25.2	19	14	13	5	2	10	0	30	0	0	.204
+Egbert,J	R	0-0	0.00	1	0	0	1	0	0	0.2	0	0	0	0	0	0	0	0	0	0	.000
+Familia,J	R	0-0	5.84	8	1	0	4	0	0	12.1	10	8	8	0	0	9	0	10	0	0	.233
Francisco,F	R	1-3	5.53	48	0	0	38	0	23	42.1	47	27	26	5	0	21	1	47	2	1	.269
Gee,D	R	6-7	4.10	17	17	0	0	0	0	109.2	108	56	50	12	6	29	0	97	0	1	.256
Hampson,J	L	0-0	1.80	13	0	0	1	0	0	10.0	6	4	2	0	0	5	0	4	0	0	.194
+Harvey,M	R	3-5	2.73	10	10	0	0	0	0	59.1	42	19	18	5	3	26	0	70	3	0	.200
+Hefner,J	R	4-7	5.09	26	13	0	5	0	0	93.2	110	55	53	9	2	18	1	62	7	0	.287
Johnson,R	R	0-0	0.00	1	0	0	1	0	0	1.0	0	0	0	0	0	0	1	0	0	0	.000
+McHugh,C	R	0-4	7.59	8	4	0	1	0	0	21.1	27	21	18	5	2	8	2	17	0	0	.314
Mejia,J	R	1-2	5.63	5	3	0	1	0	0	16.0	20	10	10	2	0	9	0	8			



2012 MISCELLANEOUS STATS

	HOME		ROAD		TOTALS	
	W	L	W	L	W	L
VS. ATLANTA	4	5	2	7	6	12
VS. FLORIDA	7	2	5	4	12	6
VS. PHILADELPHIA	3	6	7	2	10	8
VS. WASHINGTON	1	8	3	6	4	14
TOTALS VS. EAST	15	21	17	19	32	40
VS. CHICAGO	1	2	1	2	2	4
VS. CINCINNATI	1	4	1	2	2	6
VS. HOUSTON	2	1	0	3	2	4
VS. MILWAUKEE	1	1	1	2	2	3
VS. PITTSBURGH	3	1	2	1	5	2
VS. ST. LOUIS	3	1	1	2	4	3
TOTALS VS. CENTRAL	11	10	6	12	17	22
VS. ARIZONA	2	1	2	2	4	3
VS. COLORADO	0	4	2	1	2	5
VS. LOS ANGELES	0	3	3	1	3	4
VS. SAN DIEGO	3	1	1	2	4	3
VS. SAN FRANCISCO	1	3	3	1	4	4
TOTALS VS. WEST	6	12	11	7	17	19
TOTALS VS. N.L.	32	43	34	38	66	81
VS. BALTIMORE	3	0	0	0	3	0
VS. NEW YORK	1	2	0	3	1	5
VS. TAMPA BAY	0	0	3	0	3	0
VS. TORONTO	0	0	1	2	1	2
TOTALS VS. A.L.	4	2	4	5	8	7
OVERALL TOTALS	36	45	38	43	74	88

	NY	OPP		HOME		ROAD		TOTALS	
				W	L	W	L	W	L
DOUBLE PLAYS	135	137	SHUTOUTS	8	8	5	4	13	12
TRIPLE PLAYS	0	0	SHO - INDIVIDUAL	4	1	1	1	5	2
LEFT ON BASE	1118	1075	EXTRA INNINGS	0	4	3	3	3	7
GRAND SLAM HR	4	6	ONE-RUN DECISIONS	13	10	7	12	20	22
HOME RUNS - HOME	67	88	TWO-RUN DECISIONS	8	7	8	8	16	15
HOME RUNS - ROAD	72	73	VS. LH STARTERS	10	21	11	17	21	38
			VS. RH STARTERS	26	24	27	26	53	50
			GRASS FIELDS	36	45	34	41	70	86
			ARTIFICIAL FIELDS	0	0	4	2	4	2
			DAY GAMES	18	12	15	14	33	26
			NIGHT GAMES	18	33	23	29	41	62

	W	L	SPLIT
DOUBLEHEADERS (HOME)	0	1	0
DOUBLEHEADERS (ROAD)	0	0	0

ATTENDANCE			WON	LOST
HOME	2,242,803 (80 DATES)	28,035 AVG	58	59
ROAD	2,731,369 (81 DATES)	33,721 AVG	16	29
			5	6

*for current streak



2012 METS VS. LEFT

BATTER	AVG	G	AB	R	H	2B	3B	HR	RBI	SH	SF	HP	BB	SO	SB	CS	DP	SLG	OBP
Baxter,M	.053	18	19	0	1	1	0	0	0	0	0	0	3	8	0	0	0	.105	.182
Bay,J	.172	43	93	8	16	0	0	4	15	0	1	0	12	23	2	0	2	.301	.264
Cedeno,R	.277	44	94	10	26	9	1	1	10	0	0	0	8	20	0	1	8	.426	.333
Davis,I	.174	90	167	11	29	3	0	8	19	0	0	0	11	50	0	0	4	.335	.225
Duda,L	.239	72	134	12	32	4	0	4	11	0	1	2	11	51	0	0	2	.358	.304
Hairston,S	.286	83	189	26	54	17	0	11	30	0	1	1	8	34	4	1	4	.550	.317
Johnson,R	.227	10	22	0	5	1	0	0	2	0	1	0	1	6	0	0	1	.273	.250
Lewis,F	.000	1	1	0	0	0	0	0	0	0	0	0	0	1	0	0	0	.000	.000
Lutz,Z	.000	6	7	0	0	0	0	0	0	0	0	0	0	4	0	0	0	.000	.000
Murphy,D	.283	92	187	17	53	13	0	1	25	0	1	1	7	37	0	0	1	.369	.311
Nickeas,M	.217	27	60	4	13	2	0	0	6	0	1	0	6	14	0	0	1	.250	.284
Nieuwenhuis,K	.180	40	61	7	11	0	0	1	2	3	0	1	8	26	0	0	0	.230	.286
Quintanilla,O	.125	12	16	4	2	0	0	0	0	0	0	0	1	6	0	0	0	.125	.176
SEASON TOTAL	.261	29	46	7	12	1	0	0	1	0	0	0	3	13	0	1	0	.283	.306
Rottino,V	.200	14	25	5	5	1	0	2	5	0	0	0	6	5	3	0	0	.480	.355
SEASON TOTAL	.154	21	39	6	6	1	0	2	6	0	1	0	6	7	3	0	0	.333	.261
Shoppach,K	.216	17	37	1	8	1	0	0	3	0	0	1	2	12	0	0	0	.243	.275
SEASON TOTAL	.239	52	113	8	27	9	1	3	13	1	0	2	8	44	0	0	2	.416	.301
Tejada,R	.320	65	153	19	49	11	0	0	3	1	1	2	10	26	2	2	1	.392	.367
Thole,J	.211	47	76	7	16	4	0	1	7	0	0	1	4	20	0	0	3	.303	.259
Torres,A	.286	76	147	18	42	10	2	0	9	1	0	1	22	31	6	3	3	.381	.382
Turner,J	.241	51	83	10	20	5	1	1	9	0	1	2	4	7	1	1	5	.361	.289
Valdespin,J	.226	26	31	3	7	3	0	0	6	0	0	0	1	7	0	1	0	.323	.250
Wright,D	.320	92	178	30	57	10	1	6	27	0	2	1	34	21	9	6	5	.489	.428
PITCHERS	.167	102	5	17	1	0	0	0	1	11	0	0	4	31	0	0	0	.176	.198
TOTALS	.246	1882	197	463	96	5	40	190	16	10	13	163	440	27	15	43	.366	.309	

PITCHER	AVG	AB	H	HR	HB	BB	SO
Acosta,M	.253	79	20	3	1	11	18
Batista,M	.308	91	28	3	0	13	16
Beato,P	.667	3	2	0	0	0	0
Byrdak,T	.154	65	10	2	1	9	29
Carrasco,D	.286	7	2	0	0	0	1
Carson,R	.286	28	8	1	1	3	5
Dickey,R	.238	382	91	11	4	36	108
Edgin,J	.164	55	9	3	2	4	18
Egbert,J	.000	2	0	0	0	0	0
Familia,J	.316	19	6	0	0	4	3
Francisco,F	.273	88	24	3	0	13	23
Gee,D	.287	230	66	7	3	16	49
Hampson,J	.150	20	3	0	0	2	3
Harvey,M	.212	118	25	4	2	10	45
Hefner,J	.302	199	60	6	0	7	29
Johnson,R	.000	1	0	0	0	0	1
McHugh,C	.361	36	13	2	0	4	8
Mejia,J	.267	30	8	0	0	6	3
Niese,J	.243	144	35	4	3	7	36
Olson,G	1.000	2	2	0	0	0	0
Parnell,R	.235	119	28	2	0	8	37
Pelfrey,M	.298	47	14	0	0	4	6
Ramirez,E	.250	44	11	1	0	7	14
Ramirez,R	.273	110	30	1	0	19	27
Rauch,J	.262	84	22	3	0	7	11
Santana,J	.281	114	32	5	0	7	26
Schwinden,C	.429	21	9	1	0	2	1
Young,C	.278	212	59	9	1	26	33
TOTALS	.263	2350	617	71	18	225	550





2012 METS VS. RIGHT

BATTER	AVG	G	AB	R	H	2B	3B	HR	RBI	SH	SF	HP	BB	SO	SB	CS	DP	SLG	OBP
Baxter,M	.288	83	160	26	46	13	2	3	17	0	2	5	22	37	5	3	0	.450	.386
Bay,J	.158	53	101	13	16	2	0	4	5	0	1	0	7	35	3	1	1	.297	.211
Cedeno,R	.236	47	72	8	17	2	0	3	12	2	0	1	9	15	0	0	2	.389	.329
Davis,I	.253	146	352	55	89	23	0	24	71	0	3	1	50	91	0	2	6	.523	.345
Duda,L	.240	106	267	31	64	11	0	11	46	0	2	2	40	69	1	0	3	.404	.341
Hairston,S	.239	104	188	26	45	8	3	9	27	0	0	0	11	49	4	1	6	.457	.281
Johnson,R	.267	14	30	3	8	1	0	0	2	1	0	0	3	4	0	0	1	.300	.333
Lewis,F	.158	18	19	2	3	0	0	0	0	0	0	1	4	4	0	0	0	.158	.333
Lutz,Z	.250	2	4	1	1	0	0	0	0	0	0	0	0	1	0	0	0	.250	.250
Murphy,D	.294	144	384	45	113	27	3	5	40	0	3	0	29	45	10	2	11	.419	.341
Nickeas,M	.122	31	49	4	6	1	0	1	7	2	0	2	2	13	0	0	0	.204	.189
Nieuwenhui,K	.271	83	221	33	60	12	1	6	26	0	2	1	17	72	4	4	2	.416	.324
Quintanilla,O	.296	27	54	9	16	5	0	1	4	0	0	2	7	11	0	0	2	.444	.397
SEASON TOTAL	.236	61	123	18	29	7	0	4	15	1	2	2	13	29	0	0	3	.390	.314
Rottino,V	.125	11	8	3	1	0	0	0	0	0	0	0	0	4	0	0	0	.125	.125
SEASON TOTAL	.136	27	22	6	3	1	0	1	1	2	0	0	1	10	1	0	0	.318	.174
Satin,J	.000	1	1	0	0	0	0	0	0	0	0	0	0	1	0	0	0	.000	.000
Shoppach,K	.190	21	42	6	8	1	0	3	7	0	0	2	3	15	0	0	0	.429	.277
SEASON TOTAL	.226	58	106	15	24	5	1	5	14	1	0	6	8	45	1	0	0	.434	.317
Tejada,R	.273	105	311	34	85	15	0	1	22	2	1	3	17	47	2	2	8	.331	.316
Thole,J	.241	98	245	17	59	11	0	0	14	4	1	0	23	30	0	0	9	.286	.305
Torres,A	.194	112	227	29	44	7	5	3	26	0	2	2	30	59	7	2	6	.308	.291
Turner,J	.295	65	88	10	26	8	0	1	10	0	0	2	5	17	0	0	4	.420	.347
Valdespin,J	.244	86	160	25	39	6	1	8	20	3	0	2	9	37	10	2	2	.444	.292
Wright,D	.300	147	403	61	121	31	1	15	66	0	3	2	47	91	6	4	10	.494	.374
PITCHERS	.148	182	12	27	6	0	1	13	34	0	1	5	63	0	0	2	198	.176	
TOTALS	.251		3568	453	894	190	16	99	435	48	20	29	340	810	52	23	75	.396	.319

PITCHER	AVG	AB	H	HR	HB	BB	SO
Acosta,M	.264	106	28	4	2	14	28
Batista,M	.272	92	25	2	1	18	18
Beato,P	.200	15	3	1	0	2	5
Byrdak,T	.229	35	8	0	0	9	5
Carrasco,D	.400	10	4	2	1	0	2
Carson,R	.227	22	5	1	1	1	0
Dickey,R	.217	466	101	13	5	18	122
Edgin,J	.263	38	10	2	0	6	12
Egbert,J	.000	0	0	0	0	0	0
Familia,J	.167	24	4	0	0	5	7
Francisco,F	.264	87	23	2	0	8	24
Gee,D	.219	192	42	5	3	13	48
Hampson,J	.273	11	3	0	0	3	1
Harvey,M	.185	92	17	1	1	16	25
Hefner,J	.272	184	50	3	2	11	33
Johnson,R	.000	2	0	0	0	0	0
McHugh,C	.280	50	14	3	2	4	9
Mejia,J	.353	34	12	2	0	3	5
Niese,J	.240	579	139	18	1	42	119
Olson,G	.500	2	1	0	0	1	0
Parnell,R	.261	142	37	2	1	12	24
Pelfrey,M	.303	33	10	0	0	0	7
Ramirez,E	.351	37	13	0	0	13	8
Ramirez,R	.224	125	28	3	0	16	25
Rauch,J	.176	131	23	4	1	5	31
Santana,J	.251	339	85	12	0	32	85
Schwinden,C	.286	21	6	3	0	1	0
Young,C	.261	230	60	7	1	10	47
TOTALS	.242	3099	751	90	22	263	690



2012 METS AT HOME

BATTER	AVG	G	AB	R	H	2B	3B	HR	RBI	SH	SF	HP	BB	SO	SB	CS	DP	E
Baxter,M	.211	43	90	8	19	7	0	1	7	0	1	2	8	26	2	2	0	1
Bay,J	.150	31	80	7	12	1	0	2	6	0	1	0	8	29	1	0	0	1
Cedeno,R	.220	41	82	7	18	3	0	3	9	1	0	1	6	20	0	1	5	0
Davis,I	.188	78	240	23	45	4	0	11	39	0	1	0	30	76	0	0	7	2
Duda,L	.239	62	197	23	47	4	0	9	22	0	1	1	31	61	0	0	1	4
Hairston,S	.223	69	184	24	41	10	2	11	28	0	1	1	9	40	3	0	2	1
Johnson,R	.318	7	22	2	7	1	0	0	0	0	0	0	1	4	0	0	1	0
Lewis,F	.133	11	15	2	2	0	0	0	0	0	0	0	4	4	0	0	0	0
Lutz,Z	.000	3	3	0	0	0	0	0	0	0	0	0	0	1	0	0	0	0
Murphy,D	.322	79	273	29	88	23	3	1	32	0	3	0	18	36	6	1	6	6
Nickeas,M	.129	25	62	3	8	0	0	1	9	2	1	0	3	17	0	0	0	0
Nieuwenhuis,K	.224	46	143	18	32	3	1	5	12	0	0	1	9	54	2	1	1	1
Quintanilla,O	.231	15	39	6	9	4	0	0	0	0	0	1	4	8	0	0	0	0
SEASON TOTAL	.295	32	95	13	28	6	0	3	8	0	1	1	5	20	0	0	0	3
Rottino,V	.150	12	20	5	3	0	0	2	3	0	0	0	4	6	1	0	0	0
SEASON TOTAL	.125	20	32	7	4	1	0	2	3	0	0	0	5	10	2	0	0	0
Shoppach,K	.143	14	35	0	5	0	0	0	1	0	0	2	1	15	0	0	0	4
SEASON TOTAL	.248	41	109	11	27	8	1	3	10	2	0	4	8	46	1	0	2	6
Tejada,R	.292	56	212	27	62	11	0	0	14	2	2	1	20	34	4	2	4	4
Thole,J	.255	53	149	12	38	6	0	0	8	3	0	0	16	21	0	0	7	1
Torres,A	.243	64	169	17	41	10	3	1	17	0	2	0	25	36	6	3	4	0
Turner,J	.276	51	87	8	24	4	0	2	11	0	1	2	5	15	0	1	5	1
Valdespin,J	.268	51	97	15	26	4	1	5	9	2	0	1	5	24	6	2	2	0
Wright,D	.294	79	289	39	85	18	0	12	45	0	2	1	39	50	7	4	7	3
PITCHERS	.174	81	149	12	26	4	0	1	7	20	0	0	4	47	0	0	3	8
TOTALS	.242	81	2637	287	638	117	10	67	279	30	16	14	250	624	38	17	55	37
PITCHER	ERA	W-L	G	GS	CG	SHO	SV	IP	AB	H	R	ER	HR	HB	BB	SO	WP	OPP AVG
Acosta,M	4.42	0-0	18	0	0	0	0	18.1	68	16	9	9	2	0	7	16	1	.235
Batista,M	6.46	1-3	12	3	0	0	0	23.2	95	30	17	17	4	1	14	17	1	.316
SEASON TOTAL	5.53	1-3	15	3	0	0	0	27.2	109	32	17	17	4	1	15	19	1	.294
Beato,P	9.82	0-0	4	0	0	0	0	3.2	15	4	4	4	1	0	1	3	0	.267
SEASON TOTAL	9.53	1-0	5	0	0	0	0	5.2	23	7	6	6	1	0	2	5	0	.304
Byrdak,T	4.61	0-1	25	0	0	0	0	13.2	43	8	8	7	1	0	8	16	0	.186
Carrasco,D	10.80	0-0	2	0	0	0	0	1.2	7	2	2	2	2	1	0	1	0	.286
Carson,R	5.19	0-0	11	0	0	0	0	8.2	35	12	5	5	2	0	2	1	0	.343
Dickey,R	2.59	10-3	18	17	3	2	0	125.0	446	94	39	36	12	7	30	116	4	.211
Edgin,J	6.94	0-2	16	0	0	0	0	11.2	43	9	10	9	3	2	4	15	0	.209
Egbert,J	0.00	0-0	1	0	0	0	0	0.2	2	0	0	0	0	0	0	0	0	.000
Familia,J	11.37	0-0	5	0	0	0	0	6.1	26	8	8	8	0	0	3	5	0	.308
Francisco,F	5.57	0-1	25	0	0	0	12	21.0	88	23	13	13	1	0	16	22	2	.261
Gee,D	4.13	3-4	10	10	0	0	0	65.1	249	63	33	30	10	3	15	60	0	.253
Hampson,J	0.00	0-0	5	0	0	0	0	5.1	14	1	0	0	0	0	2	0	0	.071
Harvey,M	1.88	0-2	4	4	0	0	0	24.0	78	11	5	5	3	0	13	29	1	.141
Hefner,J	6.22	2-4	14	7	0	0	0	46.1	196	60	33	32	5	0	11	31	2	.306
McHugh,C	5.87	0-2	4	3	0	0	0	15.1	57	15	13	10	4	1	6	12	0	.263
Mejia,J	1.13	1-0	3	1	0	0	0	8.0	30	8	1	1	1	0	2	5	1	.267
Niese,J	3.74	6-5	15	15	0	0	0	98.2	376	87	42	41	12	3	23	80	3	.231
Olson,G	108.00	0-0	1	0	0	0	0	0.1	4	3	4	4	0	0	1	0	0	.750
Parnell,R	1.54	4-3	37	0	0	0	2	35.0	120	24	8	6	1	0	10	29	0	.200
Pelfrey,M	2.63	0-0	2	2	0	0	0	13.2	55	16	4	4	0	0	2	11	0	.291
Ramirez,E	3.86	0-0	9	0	0	0	0	11.2	44	10	5	5	1	0	9	15	0	.227
Ramirez,R	3.82	2-2	28	0	0	0	0	30.2	110	25	13	13	2	0	14	27	0	.227
Rauch,J	4.22	3-5	39	0	0	0	2	32.0	125	31	15	15	6	1	5	25	0	.248
Santana,J	3.98	4-4	11	11	2	2	0	63.1	243	61	28	28	7	0	21	65	1	.251
Schwinden,C	27.00	0-0	1	0	0	0	0	0.2	5	2	2	2	0	0	0	0	0	.400
Young,C	3.93	0-4	8	8	0	0	0	50.1	188	43	26	22	8	0	18	41	0	.229
TOTALS	4.02	36-45	81	81	5	8	16	735.0	2762	666	347	328	88	19	237	642	16	.241





2012 METS ON THE ROAD

BATTER	AVG	G	AB	R	H	2B	3B	HR	RBI	SH	SF	HP	E	BB	SO	SB	CS	DP
Baxter,M	.315	46	89	18	28	7	2	2	10	0	1	3	17	19	3	1	0	0
Bay,J	.175	39	114	14	20	1	0	6	14	0	1	0	11	29	4	1	3	1
Cedeno,R	.298	37	84	11	25	8	1	1	13	1	0	0	11	15	0	0	5	4
Davis,I	.262	78	279	43	73	22	0	21	51	0	2	1	31	65	0	2	3	6
Duda,L	.240	59	204	20	49	11	0	6	35	0	2	3	20	59	1	0	4	1
Hairston,S	.301	65	193	28	58	15	1	9	29	0	0	0	10	43	5	2	8	0
Johnson,R	.200	10	30	1	6	1	0	0	4	1	1	0	3	6	0	0	1	0
Lewis,F	.200	7	5	0	1	0	0	0	0	0	0	1	0	1	0	0	0	0
Lutz,Z	.125	4	8	1	1	0	0	0	0	0	0	0	0	4	0	0	0	1
Murphy,D	.262	77	298	33	78	17	0	5	33	0	1	1	18	46	4	1	6	9
Nickeas,M	.234	22	47	5	11	3	0	0	4	0	0	2	5	10	0	0	1	2
Nieuwenhuis,K	.281	45	139	22	39	9	0	2	16	3	2	1	16	44	2	3	1	3
Quintanilla,O	.290	14	31	7	9	1	0	1	4	0	0	1	4	9	0	0	2	2
SEAS TOTAL	.176	33	74	12	13	2	0	1	8	1	1	1	11	22	0	1	3	3
Rottino,V	.231	6	13	3	3	1	0	0	2	0	0	0	2	3	2	0	0	0
SEAS TOTAL	.172	16	29	5	5	1	0	1	4	2	1	0	2	7	2	0	0	0
Satin,J	.000	1	1	0	0	0	0	0	0	0	0	0	0	1	0	0	0	0
Shoppach,K	.250	14	44	7	11	2	0	3	9	0	0	1	4	12	0	0	0	2
SEAS TOTAL	.218	35	110	12	24	6	1	5	17	0	0	4	8	43	0	0	0	4
Tejada,R	.286	58	252	26	72	15	0	1	11	1	0	4	7	39	0	2	5	8
Thole,J	.215	51	172	12	37	9	0	1	13	1	1	1	11	29	0	0	5	5
Torres,A	.220	68	205	30	45	7	4	2	18	1	0	3	27	54	7	2	5	2
Turner,J	.262	43	84	12	22	9	1	0	8	0	0	2	4	9	1	0	4	1
Valdespin,J	.213	43	94	13	20	5	0	3	17	1	0	1	5	20	4	1	0	3
Wright,D	.318	77	292	52	93	23	2	9	48	0	3	2	42	62	8	6	8	7
PITCHERS	.133	81	135	5	18	3	0	0	7	25	0	1	5	47	0	0	0	2
TOTALS	.256	81	2813	363	719	169	11	72	346	34	14	28	253	626	41	21	63	64

PITCHER	ERA	W-L	G	GS	CG	SHO	SV	IP	AB	H	R	ER	HR	HB	BB	SO	WP	OPP AVG
Acosta,M	7.76	1-3	27	0	0	0	1	29.0	117	32	29	25	5	3	18	30	1	.274
Batista,M	3.13	0-0	18	2	0	0	0	23.0	88	23	11	8	1	0	17	17	0	.261
SEAS TOTAL	3.60	0-0	20	2	0	0	0	25.0	96	26	13	10	2	0	18	17	0	.271
Beato,P	13.50	0-0	3	0	0	0	0	0.2	3	1	1	1	0	0	1	2	1	.333
SEAS TOTAL	4.26	0-0	6	0	0	0	0	6.1	22	4	3	3	0	1	3	7	1	.182
Byrdak,T	4.24	2-1	31	0	0	0	0	17.0	57	10	8	8	1	1	10	18	0	.175
Carrasco,D	4.50	0-0	2	0	0	0	0	2.0	10	4	1	1	0	0	0	2	1	.400
Carson,R	3.86	0-0	6	0	0	0	0	4.2	15	1	2	2	0	2	2	4	0	.067
Dickey,R	2.90	10-3	16	16	2	1	0	108.2	402	98	39	35	12	2	24	114	0	.244
Edgin,J	2.57	1-0	18	0	0	0	0	14.0	50	10	4	4	2	0	6	15	0	.200
Familia,J	0.00	0-0	3	1	0	0	0	6.0	17	2	0	0	0	0	6	5	0	.118
Francisco,F	5.48	1-2	23	0	0	0	11	21.1	87	24	14	13	4	0	5	25	0	.276
Gee,D	4.06	3-3	7	7	0	0	0	44.1	173	45	23	20	2	3	14	37	0	.260
Hampson,J	3.86	0-0	8	0	0	0	0	4.2	17	5	4	2	0	0	3	4	0	.294
Harvey,M	3.31	3-3	6	6	0	0	0	35.1	132	31	14	13	2	3	13	41	2	.235
Hefner,J	3.99	2-3	12	6	0	0	0	47.1	187	50	22	21	4	2	7	31	5	.267
Johnson,R	0.00	0-0	1	0	0	0	0	1.0	3	0	0	0	0	0	0	1	0	.000
McHugh,C	12.00	0-2	4	1	0	0	0	6.0	29	12	8	8	1	1	2	5	0	.414
Mejia,J	10.13	0-2	2	2	0	0	0	8.0	34	12	9	9	1	0	7	3	0	.353
Niese,J	3.04	7-4	15	15	0	0	0	91.2	347	87	35	31	10	1	26	75	3	.251
Parnell,R	3.48	1-1	37	0	0	0	5	33.2	141	41	16	13	3	1	10	32	1	.291
Pelfrey,M	1.50	0-0	1	1	0	0	0	6.0	25	8	1	1	0	0	2	2	1	.320
Ramirez,E	7.45	0-1	11	0	0	0	0	9.2	37	14	8	8	0	0	11	7	1	.378
Ramirez,R	4.64	1-2	30	0	0	0	1	33.0	125	33	20	17	2	0	21	25	4	.264
Rauch,J	2.81	0-2	34	0	0	0	2	25.2	90	14	13	8	1	0	7	17	1	.156
Santana,J	5.87	2-5	10	10	0	0	0	53.2	210	56	37	35	10	0	18	46	0	.267
Schwinden,C	11.25	0-1	2	2	0	0	0	8.0	37	13	11	10	4	0	3	1	0	.351
Young,C	4.31	4-5	12	12	0	0	0	64.2	254	76	32	31	8	2	18	39	3	.299
TOTALS	4.16	38-43	81	81	2	5	20	699.0	2687	702	362	323	73	21	251	598	24	.261



2012 METS DURING THE DAY

BATTER	AVG	G	AB	R	H	2B	3B	HR	RBI	SH	SF	HP	BB	SO	SB	CS	DP	E
Baxter,M	.279	31	61	13	17	3	1	1	3	0	1	1	8	12	3	0	0	0
Bay,J	.200	22	65	6	13	0	0	3	14	0	2	0	9	18	3	1	1	0
Cedeno,R	.308	29	65	11	20	5	1	4	13	0	0	1	5	11	0	0	4	2
Davis,I	.246	59	199	30	49	14	0	13	32	0	0	0	20	51	0	0	3	2
Duda,L	.222	45	158	15	35	9	0	5	17	0	1	1	22	50	0	0	3	3
Hairston,S	.246	47	126	17	31	5	1	8	22	0	0	0	7	26	0	1	5	0
Johnson,R	.286	7	21	2	6	1	0	0	0	0	0	0	0	4	0	0	0	0
Lewis,F	.000	4	3	0	0	0	0	0	0	0	0	0	1	0	0	0	0	0
Lutz,Z	.000	4	4	0	0	0	0	0	0	0	0	0	0	1	0	0	0	0
Murphy,D	.338	57	216	26	73	18	1	3	23	0	1	1	14	27	5	0	6	6
Nickeas,M	.125	17	40	3	5	0	0	1	6	1	0	1	2	12	0	0	0	0
Nieuwenhui,K	.270	35	122	13	33	7	1	2	11	0	1	1	9	37	3	1	2	2
Quintanilla,O	.222	9	18	3	4	1	0	0	0	0	0	2	4	6	0	0	0	1
SEASON TOTAL	.216	17	37	6	8	2	0	1	1	1	0	2	6	11	0	0	0	4
Rottino,V	.333	6	12	4	4	0	0	2	4	0	0	0	1	3	1	0	0	0
SEASON TOTAL	.235	11	17	4	4	0	0	2	4	0	0	0	1	4	1	0	0	0
Shoppach,K	.182	8	22	2	4	0	0	1	3	0	0	2	2	6	0	0	0	1
SEASON TOTAL	.239	25	71	10	17	6	0	3	10	0	0	6	6	24	1	0	0	2
Tejada,R	.277	42	166	15	46	11	0	0	11	1	1	1	6	32	1	2	3	4
Thole,J	.267	40	120	9	32	9	0	1	10	2	1	1	11	15	0	0	4	1
Torres,A	.250	46	136	22	34	8	2	2	15	0	1	0	20	34	4	1	2	1
Turner,J	.371	32	62	8	23	6	1	1	7	0	1	2	1	8	0	0	3	0
Valdespin,J	.267	29	60	5	16	1	0	1	5	2	0	1	4	15	3	1	0	0
Wright,D	.312	55	205	37	64	14	2	8	38	0	2	0	32	38	8	5	6	3
PITCHERS	.121	59	107	3	13	1	0	0	4	20	0	1	5	34	0	0	2	6
TOTALS	.263	59	1988	244	522	113	10	56	238	26	12	16	183	440	31	12	44	32

PITCHER	ERA	W-L	G	GS	CG	SHO	SV	IP	AB	H	R	ER	HR	HB	BB	SO	WP	OPP AVG
Acosta,M	7.63	0-0	15	0	0	0	0	15.1	64	18	17	13	3	1	9	10	2	.281
Batista,M	9.72	0-1	9	2	0	0	0	8.1	37	12	9	9	0	1	6	9	0	.324
SEASON TOTAL	8.68	0-1	10	2	0	0	0	9.1	41	13	9	9	0	1	7	10	0	.317
Beato,P	6.75	0-0	2	0	0	0	0	1.1	5	1	1	1	0	0	0	3	0	.200
SEASON TOTAL	8.10	1-0	3	0	0	0	0	3.1	13	4	3	3	0	0	1	5	0	.308
Byrdak,T	5.68	0-0	22	0	0	0	0	12.2	44	8	8	8	2	0	6	16	0	.182
Carrasco,D	0.00	0-0	1	0	0	0	0	1.0	5	2	0	0	0	0	0	1	0	.400
Carson,R	7.36	0-0	4	0	0	0	0	3.2	13	3	3	3	1	1	1	3	0	.231
Dickey,R	2.80	13-1	17	16	2	1	0	112.2	414	101	38	35	10	6	27	98	3	.244
Edgin,J	0.00	0-0	10	0	0	0	0	8.0	26	4	0	0	0	0	4	8	0	.154
Egbert,J	0.00	0-0	1	0	0	0	0	0.2	2	0	0	0	0	0	0	0	0	.000
Familia,J	18.00	0-0	1	0	0	0	0	1.0	7	4	2	2	0	0	0	1	0	.571
Francisco,F	4.58	1-1	22	0	0	0	11	19.2	76	18	10	10	2	0	8	20	1	.237
Gee,D	2.49	2-0	3	3	0	0	0	21.2	81	18	7	6	1	1	6	18	0	.222
Hampson,J	0.00	0-0	2	0	0	0	0	1.1	3	0	0	0	0	0	1	0	0	.000
Harvey,M	9.00	0-1	1	1	0	0	0	5.0	23	8	5	5	2	0	1	5	0	.348
Hefner,J	5.30	1-4	8	5	0	0	0	37.1	155	43	23	22	5	1	9	31	3	.277
McHugh,C	4.50	0-1	3	2	0	0	0	12.0	43	10	6	6	1	1	1	13	0	.233
Mejia,J	7.20	0-1	1	1	0	0	0	5.0	21	6	4	4	1	0	2	3	0	.286
Niese,J	2.99	4-2	11	11	0	0	0	72.1	273	64	27	24	5	1	18	56	1	.234
Parnell,R	3.62	3-4	29	0	0	0	3	27.1	105	30	11	11	0	1	7	20	0	.286
Pelfrey,M	1.29	0-0	2	2	0	0	0	14.0	54	14	2	2	0	0	3	5	1	.259
Ramirez,E	1.80	0-0	6	0	0	0	0	5.0	16	3	1	1	1	0	5	4	0	.188
Ramirez,R	5.49	2-2	16	0	0	0	1	19.2	80	24	12	12	2	0	11	14	1	.300
Rauch,J	4.05	1-2	26	0	0	0	1	20.0	72	12	9	9	4	0	7	18	0	.167
Santana,J	2.52	4-2	8	8	1	1	0	50.0	182	39	14	14	2	0	17	42	1	.214
Schwinden,C	11.25	0-1	1	1	0	0	0	4.0	17	6	5	5	2	0	2	1	0	.353
Young,C	2.62	2-3	7	7	0	0	0	44.2	168	41	15	13	6	0	9	26	0	.244
TOTALS	3.68	33-26	59	59	3	6	16	523.2	1986	489	229	214	50	14	160	425	13	.246





2012 METS AT NIGHT

BATTER	AVG	G	AB	R	H	2B	3B	HR	RBI	SH	SF	HP	BB	SO	SB	CS	DP	E
Baxter,M	.254	58	118	13	30	11	1	2	14	0	1	4	17	33	2	3	0	1
Bay,J	.147	48	129	15	19	2	0	5	6	0	0	0	10	40	2	0	2	2
Cedeno,R	.228	49	101	7	23	6	0	0	9	2	0	0	12	24	0	1	6	2
Davis,I	.216	97	320	36	69	12	0	19	58	0	3	1	41	90	0	2	7	6
Duda,L	.251	76	243	28	61	6	0	10	40	0	2	3	29	70	1	0	2	2
Hairston,S	.271	87	251	35	68	20	2	12	35	0	1	1	12	57	8	1	5	1
Johnson,R	.226	10	31	1	7	1	0	0	4	1	1	0	4	6	0	0	2	0
Lewis,F	.176	14	17	2	3	0	0	0	0	0	0	1	3	5	0	0	0	0
Lutz,Z	.143	3	7	1	1	0	0	0	0	0	0	0	0	4	0	0	0	1
Murphy,D	.262	99	355	36	93	22	2	3	42	0	3	0	22	55	5	2	6	9
Nickeas,M	.203	30	69	5	14	3	0	0	7	1	1	1	6	15	0	0	1	2
Nieuwenhuis,K	.238	56	160	27	38	5	0	5	17	3	1	1	16	61	1	3	0	2
Quintanilla,O	.269	20	52	10	14	4	0	1	4	0	0	0	4	11	0	0	2	1
SEASON TOTAL	.250	488	132	19	33	6	0	3	15	0	2	0	10	31	0	1	3	2
Rottino,V	.095	12	21	4	2	1	0	0	1	0	0	0	5	6	2	0	0	0
SEASON TOTAL	.114	25	44	8	5	2	0	1	3	2	1	0	6	13	3	0	0	0
Satin,J	.000	1	1	0	0	0	0	0	0	0	0	0	0	1	0	0	0	0
Shoppach,K	.211	20	57	5	12	2	0	2	7	0	0	1	3	21	0	0	0	5
SEASON TOTAL	.230	51	148	13	34	8	2	5	17	2	0	2	10	65	0	0	2	8
Tejada,R	.295	72	298	38	88	15	0	1	14	2	1	4	21	41	3	2	6	8
Thole,J	.214	64	201	15	43	6	0	0	11	2	0	0	16	35	0	0	8	5
Torres,A	.218	86	238	25	52	9	5	1	20	1	1	3	32	56	9	4	7	1
Turner,J	.211	62	109	12	23	7	0	1	12	0	0	2	8	16	1	1	6	2
Valdespin,J	.229	65	131	23	30	8	1	7	21	1	0	1	6	29	7	2	2	3
Wright,D	.303	101	376	54	114	27	0	13	55	0	3	3	49	74	7	5	9	7
PITCHERS	.175	103	177	14	31	6	0	1	10	25	0	0	4	60	0	0	3	9
TOTALS	.241	103	3462	406	835	173	11	83	387	38	18	26	320	810	48	26	74	69

PITCHER	ERA	W-L	G	GS	CG	SHO	SV	IP	AB	H	R	ER	HR	HB	BB	SO	WP	OPP AVG
Acosta,M	5.91	1-3	30	0	0	0	1	32.0	121	30	21	21	4	2	16	36	0	.248
Batista,M	3.76	1-2	21	3	0	0	0	38.1	146	41	19	16	5	0	25	25	1	.281
SEASON TOTAL	3.74	1-2	25	3	0	0	0	43.1	164	45	21	18	6	0	26	26	1	.274
Beato,P	12.00	0-0	5	0	0	0	0	3.0	13	4	4	4	1	0	2	2	1	.308
SEASON TOTAL	6.23	0-0	8	0	0	0	0	8.2	32	7	6	6	1	1	4	7	1	.219
Byrdak,T	3.50	2-2	34	0	0	0	0	18.0	56	10	8	7	0	1	12	18	0	.179
Carrasco,D	10.13	0-0	3	0	0	0	0	2.2	12	4	3	3	2	1	0	2	1	.333
Carson,R	3.72	0-0	13	0	0	0	0	9.2	37	10	4	4	1	1	3	2	0	.270
Dickey,R	2.68	7-5	17	17	3	2	0	121.0	434	91	40	36	14	3	27	132	1	.210
Edgin,J	6.62	1-2	24	0	0	0	0	17.2	67	15	14	13	5	2	6	22	0	.224
Familia,J	4.76	0-0	7	1	0	0	0	11.1	36	6	6	6	0	0	9	9	0	.167
Francisco,F	6.35	0-2	26	0	0	0	12	22.2	99	29	17	16	3	0	13	27	1	.293
Gee,D	4.50	4-7	14	14	0	0	0	88.0	341	90	49	44	11	5	23	79	0	.264
Hampson,J	2.08	0-0	11	0	0	0	0	8.2	28	6	4	2	0	0	4	4	0	.214
Harvey,M	2.15	3-4	9	9	0	0	0	54.1	187	34	14	13	3	3	25	65	3	.182
Hefner,J	4.95	3-3	18	8	0	0	0	56.1	228	67	32	31	4	1	9	31	4	.294
Johnson,R	0.00	0-0	1	0	0	0	0	1.0	3	0	0	0	0	0	0	1	0	.000
McHugh,C	11.57	0-3	5	2	0	0	0	9.1	43	17	15	12	4	1	7	4	0	.395
Mejia,J	4.91	1-1	4	2	0	0	0	11.0	43	14	6	6	1	0	7	5	1	.326
Niese,J	3.66	9-7	19	19	0	0	0	118.0	450	110	50	48	17	3	31	99	5	.244
Olson,G	108.00	0-0	1	0	0	0	0	0.1	4	3	4	4	0	0	1	0	0	.750
Parnell,R	1.74	2-0	45	0	0	0	4	41.1	156	35	13	8	4	0	13	41	1	.224
Pelfrey,M	4.76	0-0	1	1	0	0	0	5.2	26	10	3	3	0	0	1	8	0	.385
Ramirez,E	6.61	0-1	14	0	0	0	0	16.1	65	21	12	12	0	0	15	18	1	.323
Ramirez,R	3.68	1-2	42	0	0	0	0	44.0	155	34	21	18	2	0	24	38	3	.219
Rauch,J	3.35	2-5	47	0	0	0	3	37.2	143	33	19	14	3	1	5	24	1	.231
Santana,J	6.58	2-7	13	13	1	1	0	67.0	271	78	51	49	15	0	22	69	0	.288
Schwinden,C	13.50	0-0	2	1	0	0	0	4.2	25	9	8	7	2	0	1	0	0	.360
Young,C	5.12	2-6	13	13	0	0	0	70.1	274	78	43	40	10	2	27	54	3	.285
TOTALS	4.32	41-62	103	103	4	7	20	910.1	3463	879	480	437	111	26	328	815	27	.254



2012 METS WITH RUNNERS IN SCORING POSITION

PLAYER	OUTS	AVG	AB	H	2B	3B	HR	TOT RBI	SP RBI	MISP	MOB	BB	IBB	SO	SH	SF	GDP
Batista,M	<2	.000	0	0	0	0	0	0	0	0	0	0	0	0	0	0	0
Batista,M	=2	.000	1	0	0	0	0	0	0	1	1	0	0	0	0	0	0
Batista,M		.000	1	0	0	0	0	0	0	1	1	0	0	0	0	0	0
Baxter,M	<2	.333	18	6	4	0	0	7	7	30	45	4	0	6	0	2	0
Baxter,M	=2	.313	16	5	2	1	0	6	6	28	36	8	4	4	0	0	0
Baxter,M		.324	34	11	6	1	0	13	13	58	81	12	4	10	0	2	0
Bay,J	<2	.067	30	2	0	0	0	4	4	39	58	1	0	11	0	2	1
Bay,J	=2	.211	19	4	0	0	2	9	6	27	38	4	0	5	0	0	0
Bay,J		.122	49	6	0	0	2	13	10	66	96	5	0	16	0	2	1
Cedeno,R	<2	.059	17	1	0	0	0	3	3	21	30	2	0	3	1	0	2
Cedeno,R	=2	.412	17	7	3	0	1	12	7	23	37	4	0	3	0	0	0
Cedeno,R		.235	34	8	3	0	1	15	10	44	67	6	0	6	1	0	2
Davis,I	<2	.244	78	19	4	0	4	32	24	104	156	10	2	19	0	3	5
Davis,I	=2	.185	81	15	0	0	6	28	17	99	139	8	1	24	0	0	0
Davis,I		.214	159	34	4	0	10	60	41	203	295	18	3	43	0	3	5
Dickey,R	<2	.200	5	1	0	0	0	1	1	10	14	0	0	1	3	0	0
Dickey,R	=2	.100	10	1	0	0	0	2	2	15	23	0	0	2	0	0	0
Dickey,R		.133	15	2	0	0	0	3	3	25	37	0	0	3	3	0	0
Duda,L	<2	.184	49	9	0	0	1	15	13	73	103	10	0	11	0	3	3
Duda,L	=2	.351	57	20	4	0	4	28	21	79	112	12	0	16	0	0	0
Duda,L		.274	106	29	4	0	5	43	34	152	215	22	0	27	0	3	3
Gee,D	<2	.000	1	0	0	0	0	0	0	3	4	0	0	0	2	0	0
Gee,D	=2	.250	4	1	0	0	0	1	1	4	7	0	0	1	0	0	0
Gee,D		.200	5	1	0	0	0	1	1	7	11	0	0	1	2	0	0
Hairston,S	<2	.339	59	20	9	0	5	31	23	73	109	6	0	12	0	1	4
Hairston,S	=2	.174	46	8	0	1	2	9	7	56	83	5	0	12	0	0	0
Hairston,S		.267	105	28	9	1	7	40	30	129	192	11	0	24	0	1	4
Harvey,M	<2	1.000	1	1	0	0	0	1	1	1	2	0	0	0	0	0	0
Harvey,M	=2	.250	4	1	1	0	0	2	1	4	8	0	0	2	0	0	0
Harvey,M		.400	5	2	1	0	0	3	2	5	10	0	0	2	0	0	0
Hefner,J	<2	.000	1	0	0	0	0	0	0	4	6	0	0	1	2	0	0
Hefner,J	=2	.000	4	0	0	0	0	0	0	4	6	0	0	2	0	0	0
Hefner,J		.000	5	0	0	0	0	0	0	8	12	0	0	3	2	0	0
Johnson,R	<2	.000	6	0	0	0	0	3	3	12	16	1	0	2	1	1	0
Johnson,R	=2	.167	6	1	0	0	0	1	1	8	11	2	2	1	0	0	0
Johnson,R		.083	12	1	0	0	0	4	4	20	27	3	2	3	1	1	0
Lewis,F	<2	.000	1	0	0	0	0	0	0	1	2	0	0	0	0	0	0
Lewis,F	=2	.000	2	0	0	0	0	0	0	4	5	1	1	0	0	0	0
Lewis,F		.000	3	0	0	0	0	0	0	5	7	1	1	0	0	0	0
Lutz,Z	<2	.000	1	0	0	0	0	0	0	1	1	0	0	0	0	0	0
Lutz,Z	=2	.000	1	0	0	0	0	0	0	2	3	0	0	1	0	0	0
Lutz,Z		.000	2	0	0	0	0	0	0	3	4	0	0	1	0	0	0
McHugh,C	<2	.000	0	0	0	0	0	0	0	0	0	0	0	0	0	0	0
McHugh,C	=2	.000	2	0	0	0	0	0	0	2	3	0	0	1	0	0	0
McHugh,C		.000	2	0	0	0	0	0	0	2	3	0	0	1	0	0	0
Mejia,J	<2	.000	0	0	0	0	0	1	1	1	2	0	0	0	1	0	0
Mejia,J	=2	.000	0	0	0	0	0	0	0	0	0	0	0	0	0	0	0
Mejia,J		.000	0	0	0	0	0	1	1	1	2	0	0	0	1	0	0
Murphy,D	<2	.274	73	20	2	1	1	25	22	89	125	5	2	8	0	4	4
Murphy,D	=2	.343	70	24	7	0	1	31	28	88	126	6	3	9	0	0	0
Murphy,D		.308	143	44	9	1	2	56	50	177	251	11	5	17	0	4	4
Nicetas,M	<2	.308	13	4	0	0	0	5	5	21	27	1	0	2	2	1	1
Nicetas,M	=2	.364	11	4	0	0	1	7	5	14	24	0	0	3	0	0	0
Nicetas,M		.333	24	8	0	0	1	12	10	35	51	1	0	5	2	1	1





2012 METS WITH RUNNERS IN SCORING POSITION

PLAYER	OUTS	AVG	AB	H	2B	3B	TOT HR	SP RBI	RBI	MISP	MOB	BB	IBB	SO	SH	SF	GIDP
Niese, J	<2	.333	6	2	0	0	0	2	2	9	12	0	0	2	1	0	0
Niese, J	=2	.143	7	1	0	0	0	0	0	9	15	1	0	2	0	0	0
Niese, J		.231	13	3	0	0	0	2	2	18	27	1	0	4	1	0	0
Nieuwenhuis, K	<2	.241	29	7	1	0	0	11	11	43	58	5	0	6	1	2	1
Nieuwenhuis, K	=2	.125	40	5	1	0	0	6	6	46	69	0	0	15	0	0	0
Nieuwenhuis, K		.174	69	12	2	0	0	17	17	89	127	5	0	21	1	2	1
Pelfrey, M	<2	.000	1	0	0	0	0	0	0	1	1	0	0	0	0	0	0
Pelfrey, M	=2	.000	0	0	0	0	0	0	0	0	0	0	0	0	0	0	0
Pelfrey, M		.000	1	0	0	0	0	0	0	1	1	0	0	0	0	0	0
Quintanilla, O	<2	.111	9	1	0	0	0	3	3	15	19	3	1	2	0	0	1
Quintanilla, O	=2	.000	4	0	0	0	0	0	0	9	13	1	0	0	0	0	0
Quintanilla, O		.077	13	1	0	0	0	3	3	24	32	4	1	2	0	0	1
Ramirez, E	<2	.000	1	0	0	0	0	0	0	1	1	0	0	1	0	0	0
Ramirez, E	=2	.000	0	0	0	0	0	0	0	0	0	0	0	0	0	0	0
Ramirez, E		.000	1	0	0	0	0	0	0	1	1	0	0	1	0	0	0
Rottino, V	<2	.333	6	2	1	0	0	2	2	8	9	1	1	1	0	0	0
Rottino, V	=2	.333	3	1	0	0	0	0	0	7	8	2	0	0	0	0	0
Rottino, V		.333	9	3	1	0	0	2	2	15	17	3	1	1	0	0	0
Santana, J	<2	.000	1	0	0	0	0	0	0	3	5	0	0	0	2	0	0
Santana, J	=2	.000	5	0	0	0	0	0	0	7	9	0	0	2	0	0	0
Santana, J		.000	6	0	0	0	0	0	0	10	14	0	0	2	2	0	0
Satin, J	<2	.000	1	0	0	0	0	0	0	1	2	0	0	1	0	0	0
Satin, J	=2	.000	0	0	0	0	0	0	0	0	0	0	0	0	0	0	0
Satin, J		.000	1	0	0	0	0	0	0	1	2	0	0	1	0	0	0
Schwinden, C	<2	.000	1	0	0	0	0	0	0	1	2	0	0	0	0	0	0
Schwinden, C	=2	1.000	1	1	0	0	0	1	1	1	2	0	0	0	0	0	0
Schwinden, C		.500	2	1	0	0	0	1	1	2	4	0	0	0	0	0	0
Shoppach, K	<2	.083	12	1	0	0	1	2	1	13	20	0	0	9	0	0	0
Shoppach, K	=2	.600	5	3	0	0	0	4	4	11	15	3	2	2	0	0	0
Shoppach, K		.235	17	4	0	0	1	6	5	24	35	3	2	11	0	0	0
Tejada, R	<2	.250	40	10	1	0	0	12	12	52	64	5	0	5	0	2	1
Tejada, R	=2	.213	47	10	2	0	0	11	11	63	82	4	0	10	0	0	0
Tejada, R		.230	87	20	3	0	0	23	23	115	146	9	0	15	0	2	1
Thole, J	<2	.184	38	7	0	0	0	7	7	52	79	2	0	5	2	1	6
Thole, J	=2	.278	36	10	2	0	0	11	11	56	79	10	6	3	0	0	0
Thole, J		.230	74	17	2	0	0	18	18	108	158	12	6	8	2	1	6
Torres, A	<2	.209	43	9	1	1	0	14	12	62	89	6	0	13	1	2	4
Torres, A	=2	.326	43	14	2	0	0	16	16	63	78	7	2	8	0	0	0
Torres, A		.267	86	23	3	1	0	30	28	125	167	13	2	21	1	2	4
Turner, J	<2	.313	16	5	1	0	0	4	4	22	30	2	0	5	0	1	0
Turner, J	=2	.280	25	7	1	0	0	9	9	36	52	3	0	2	0	0	0
Turner, J		.293	41	12	2	0	0	13	13	58	82	5	0	7	0	1	0
Valdespin, J	<2	.148	27	4	1	0	1	9	7	32	51	0	0	5	1	0	0
Valdespin, J	=2	.222	18	4	1	0	1	9	8	26	35	2	0	1	0	0	0
Valdespin, J		.178	45	8	2	0	2	18	15	58	86	2	0	6	1	0	0
Wright, D	<2	.291	79	23	7	0	4	43	34	115	159	16	7	17	0	5	5
Wright, D	=2	.349	63	22	4	0	1	24	21	91	125	17	9	13	0	0	0
Wright, D		.317	142	45	11	0	5	67	55	206	284	33	16	30	0	5	5
Young, C	<2	.000	2	0	0	0	0	0	0	2	3	0	0	1	0	0	0
Young, C	=2	.200	5	1	0	0	0	2	2	10	14	1	0	1	0	0	0
Young, C		.143	7	1	0	0	0	2	2	12	17	1	0	2	0	0	0
METS	<2	.232	665	154	32	2	17	237	202	915	1304	80	13	149	20	30	38
METS	=2	.260	653	170	30	2	19	229	191	893	1258	101	30	145	0	0	0
METS		.246	1318	324	62	4	36	466	393	1808	2562	181	43	294	20	30	38



2012 METS WITH THE BASES LOADED

PLAYER	OUTS	AVG	AB	H	2B	3B	HR	TOT RBI	SP RBI	MISP	MOB	BB	IBB	SO	SH	SF	GDP
Baxter,M	<2	.500	2	1	1	0	0	4	4	8	12	0	0	1	0	2	0
Baxter,M	=2	.000	1	0	0	0	0	0	0	2	3	0	0	1	0	0	0
Baxter,M		.333	3	1	1	0	0	4	4	10	15	0	0	2	0	2	0
Bay,J	<2	.000	4	0	0	0	0	1	1	10	15	0	0	1	0	1	1
Bay,J	=2	.667	3	2	0	0	1	6	4	6	9	0	0	1	0	0	0
Bay,J		.286	7	2	0	0	1	7	5	16	24	0	0	2	0	1	1
Cedeno,R	<2	.000	0	0	0	0	0	0	0	0	0	0	0	0	0	0	0
Cedeno,R	=2	.000	1	0	0	0	0	0	0	2	3	0	0	0	0	0	0
Cedeno,R		.000	1	0	0	0	0	0	0	2	3	0	0	0	0	0	0
Davis,I	<2	.143	7	1	0	0	0	4	4	14	21	0	0	2	0	0	2
Davis,I	=2	.200	5	1	0	0	1	4	2	10	15	0	0	1	0	0	0
Davis,I		.167	12	2	0	0	1	8	6	24	36	0	0	3	0	0	2
Dickey,R	<2	.000	1	0	0	0	0	1	1	2	3	0	0	0	0	0	0
Dickey,R	=2	.000	2	0	0	0	0	1	1	6	9	0	0	0	0	0	0
Dickey,R		.000	3	0	0	0	0	2	2	8	12	0	0	0	0	0	0
Duda,L	<2	.000	3	0	0	0	0	2	2	10	15	0	0	2	0	1	0
Duda,L	=2	.000	2	0	0	0	0	1	1	6	9	1	0	1	0	0	0
Duda,L		.000	5	0	0	0	0	3	3	16	24	1	0	3	0	1	0
Hairston,S	<2	.333	6	2	1	0	1	6	4	12	18	0	0	1	0	0	2
Hairston,S	=2	.000	1	0	0	0	0	0	0	2	3	0	0	1	0	0	0
Hairston,S		.286	7	2	1	0	1	6	4	14	21	0	0	2	0	0	2
Hefner,J	<2	.000	1	0	0	0	0	0	0	2	3	0	0	1	0	0	0
Hefner,J	=2	.000	0	0	0	0	0	0	0	0	0	0	0	0	0	0	0
Hefner,J		.000	1	0	0	0	0	0	0	2	3	0	0	1	0	0	0
Lutz,Z	<2	.000	0	0	0	0	0	0	0	0	0	0	0	0	0	0	0
Lutz,Z	=2	.000	1	0	0	0	0	0	0	2	3	0	0	1	0	0	0
Lutz,Z		.000	1	0	0	0	0	0	0	2	3	0	0	1	0	0	0
Murphy,D	<2	.000	3	0	0	0	0	2	2	6	9	0	0	0	0	0	1
Murphy,D	=2	.429	7	3	0	0	0	5	5	14	21	0	0	1	0	0	0
Murphy,D		.300	10	3	0	0	0	7	7	20	30	0	0	1	0	0	1
Nicetas,M	<2	1.000	1	1	0	0	0	2	2	2	3	0	0	0	0	0	0
Nicetas,M	=2	.500	2	1	0	0	1	4	2	4	6	0	0	0	0	0	0
Nicetas,M		.667	3	2	0	0	1	6	4	6	9	0	0	0	0	0	0
Niese,J	<2	1.000	1	1	0	0	0	2	2	2	3	0	0	0	0	0	0
Niese,J	=2	.000	1	0	0	0	0	0	0	2	3	0	0	1	0	0	0
Niese,J		.500	2	1	0	0	0	2	2	4	6	0	0	1	0	0	0
Nieuwenhuis,K	<2	.000	3	0	0	0	0	1	1	6	9	0	0	1	0	0	0
Nieuwenhuis,K	=2	.600	5	3	0	0	0	4	4	10	15	0	0	2	0	0	0
Nieuwenhuis,K		.375	8	3	0	0	0	5	5	16	24	0	0	3	0	0	0
Quintanilla,O	<2	1.000	1	1	0	0	0	2	2	2	3	0	0	0	0	0	0
Quintanilla,O	=2	.000	1	0	0	0	0	0	0	2	3	0	0	0	0	0	0
Quintanilla,O		.500	2	1	0	0	0	2	2	4	6	0	0	0	0	0	0





2012 METS WITH THE BASES LOADED

PLAYER	OUTS	AVG	AB	H	2B	3B	HR	TOT RBI	SP RBI	MISP	MOB	BB	IBB	SO	SH	SF	GIDP
Santana,J	<2	.000	0	0	0	0	0	0	0	0	0	0	0	0	0	0	0
Santana,J	=2	.000	1	0	0	0	0	0	0	2	3	0	0	0	0	0	0
Santana,J		.000	1	0	0	0	0	0	0	2	3	0	0	0	0	0	0
Shoppach,K	<2	.000	1	0	0	0	0	0	0	2	3	0	0	0	0	0	0
Shoppach,K	=2	1.000	1	1	0	0	0	2	2	2	3	0	0	0	0	0	0
Shoppach,K		.500	2	1	0	0	0	2	2	4	6	0	0	0	0	0	0
Tejada,R	<2	.000	1	0	0	0	0	0	0	2	3	0	0	0	0	0	0
Tejada,R	=2	.333	3	1	0	0	0	2	2	8	12	1	0	0	0	0	0
Tejada,R		.250	4	1	0	0	0	2	2	10	15	1	0	0	0	0	0
Thole,J	<2	.000	4	0	0	0	0	1	1	10	15	1	0	1	0	0	1
Thole,J	=2	.000	5	0	0	0	0	1	1	12	18	1	0	1	0	0	0
Thole,J		.000	9	0	0	0	0	2	2	22	33	2	0	2	0	0	1
Torres,A	<2	.000	5	0	0	0	0	1	1	10	15	0	0	2	0	0	1
Torres,A	=2	.500	4	2	0	0	0	4	4	8	12	0	0	0	0	0	0
Torres,A		.222	9	2	0	0	0	5	5	18	27	0	0	2	0	0	1
Turner,J	<2	.000	0	0	0	0	0	2	2	4	6	1	0	0	0	1	0
Turner,J	=2	.600	5	3	1	0	0	6	6	10	15	0	0	1	0	0	0
Turner,J		.600	5	3	1	0	0	8	8	14	21	1	0	1	0	1	0
Valdespin,J	<2	.250	4	1	1	0	0	4	4	8	12	0	0	0	0	0	0
Valdespin,J	=2	.500	2	1	1	0	0	2	2	4	6	0	0	0	0	0	0
Valdespin,J		.333	6	2	2	0	0	6	6	12	18	0	0	0	0	0	0
Wright,D	<2	.500	2	1	0	0	0	4	4	8	12	1	0	0	0	1	1
Wright,D	=2	.200	5	1	0	0	0	1	1	10	15	0	0	3	0	0	0
Wright,D		.286	7	2	0	0	0	5	5	18	27	1	0	3	0	1	1
Young,C	<2	.000	0	0	0	0	0	0	0	0	0	0	0	0	0	0	0
Young,C	=2	.000	2	0	0	0	0	1	1	6	9	1	0	0	0	0	0
Young,C		.000	2	0	0	0	0	1	1	6	9	1	0	0	0	0	0
METS	<2	.180	50	9	3	0	1	39	37	120	180	3	0	12	0	6	9
METS	=2	.317	60	19	2	0	3	44	38	130	195	4	0	15	0	0	0
METS		.255	110	28	5	0	4	83	75	250	375	7	0	27	0	6	9



2012 METS FIELDING

PITCHERS

PLAYER	TEAM	T	PCT	RANK	G	GS	PO	A	E	TC	DP	TP
Acosta,M	NY	R	.833	0	45	0	3	2	1	6	0	0
Batista,M	ATL #	R	.875	0	35	5	0	7	1	8	0	0
Batista,M	ATL	R	.000	0	5	0	0	0	0	0	0	0
Batista,M	NY	R	.875	0	30	5	0	7	1	8	0	0
Beato,P	NY	R	1.000	0	7	0	0	1	0	1	0	0
*Byrdak,T	NY	L	1.000	0	56	0	1	5	0	6	1	0
Carrasco,D	NY	R	1.000	0	4	0	0	1	0	1	0	0
+Carson,R	NY	L	1.000	0	17	0	0	1	0	1	0	0
Dickey,R	NY	R	.933	34	34	33	12	44	4	60	6	0
+Edgin,J	NY	L	.667	0	34	0	0	2	1	3	0	0
+Egbert,J	NY	R	.000	0	1	0	0	0	0	0	0	0
+Familia,J	NY	R	1.000	0	8	1	0	3	0	3	0	0
Francisco,F	NY	R	1.000	0	48	0	0	4	0	4	0	0
*Gee,D	NY	R	.926	0	17	17	9	16	2	27	3	0
Hampson,J	NY	L	1.000	0	13	0	0	3	0	3	0	0
+Harvey,M	NY	R	1.000	0	10	10	1	13	0	14	0	0
+Hefner,J	NY	R	1.000	0	26	13	8	11	0	19	1	0
*Johnson,R	NY	R	.000	0	1	0	0	0	0	0	0	0
+McHugh,C	NY	R	1.000	0	8	4	0	3	0	3	1	0
Mejia,J	NY	R	.667	0	5	3	0	2	1	3	0	0
Niese,J	NY	L	.939	32	30	30	5	26	2	33	2	0
Olson,G	NY	L	.000	0	1	0	0	0	0	0	0	0
Parnell,R	NY	R	1.000	0	74	0	7	18	0	25	2	0
*Pelfrey,M	NY	R	.875	0	3	3	3	4	1	8	0	0
+Ramirez,E	NY	R	1.000	0	20	0	0	2	0	2	0	0
Ramirez,R	NY	R	1.000	0	58	0	3	6	0	9	0	0
Rauch,J	NY	R	1.000	0	73	0	2	7	0	9	0	0
*Santana,J	NY	L	1.000	0	21	21	7	16	0	23	2	0
+Schwinden,C	NY	R	.800	0	3	2	2	2	1	5	0	0
Young,C	NY	R	.933	0	20	20	6	8	1	15	0	0

CATCHERS

PLAYER	TEAM	T	PCT	RANK	G	GS	PO	A	E	TC	DP	TP	PB
*Johnson,R	NY	R	1.000	0	17	15	130	6	0	136	0	0	2
Nickeas,M	NY	R	.993	0	45	35	280	20	2	302	3	0	8
Shoppach,K	NY	R	.966	0	27	22	160	11	6	177	3	0	4
Thole,J	NY	R	.992	8	100	90	690	50	6	746	3	0	18

FIRST BASE

PLAYER	TEAM	T	PCT	RANK	G	GS	PO	A	E	TC	DP	TP	
Davis,I	NY	L	.994	5	148	137	1156	71	8	1	235	106	0
Duda,L	NY	R	.960	0	6	4	20	4	1	25	1	0	
+Lutz,Z	NY	R	.917	0	1	1	10	1	1	12	0	0	
Murphy,D	NY	R	1.000	0	12	7	46	4	0	50	5	0	
+Rottino,V	NY	R	1.000	0	7	5	36	2	0	38	6	0	
Turner,I	NY	R	.982	0	11	8	53	2	1	56	6	0	





2012 METS FIELDING

SECOND BASE

PLAYER	TEAM	T	PCT	RANK	G	GS	PO	A	E	TC	DP	TP
Cedeno,R	NY	R	.974	0	28	18	29	45	2	76	9	0
Murphy,D	NY	R	.974	11	138	129	228	325	15	568	69	0
Quintanilla,O	NY	R	1.000	0	2	0	1	0	0	1	0	0
Turner,J	NY	R	.982	0	14	10	29	26	1	56	7	0
+Valdespin,J	NY	R	1.000	0	16	5	19	19	0	38	9	0

THIRD BASE

PLAYER	TEAM	T	PCT	RANK	G	GS	PO	A	E	TC	DP	TP
Cedeno,R	NY	R	1.000	0	3	2	1	1	0	2	0	0
+Rottino,V	NY	R	1.000	0	2	0	0	1	0	1	0	0
Turner,J	NY	R	1.000	0	11	5	5	8	0	13	1	0
Wright,D	NY	R	.974	3	155	155	107	267	10	384	20	0

SHORTSTOPS

PLAYER	TEAM	T	PCT	RANK	G	GS	PO	A	E	TC	DP	TP
Cedeno,R	NY	R	.972	0	27	22	18	52	2	72	10	0
Quintanilla,O	NY	R	.975	0	23	21	24	55	2	81	12	0
Tejada,R	NY	R	.974	3	112	110	164	280	12	456	72	0
Turner,J	NY	R	1.000	0	10	8	9	20	0	29	5	0
+Valdespin,J	NY	R	.727	0	4	1	3	5	3	11	2	0
Wright,D	NY	R	1.000	0	1	0	0	2	0	2	0	0

OUTFIELDERS

PLAYER	TEAM	T	PCT	RANK	G	GS	PO	A	E	TC	DP	TP
+Baxter,M	NY	R	.988	0	63	44	81	3	1	85	2	0
Bay,J	NY	R	.983	0	65	54	113	2	2	117	0	0
Duda,L	NY	R	.977	0	105	100	164	5	4	173	0	0
Hairston,S	NY	R	.994	8	108	86	152	1	1	154	0	0
Lewis,F	NY	R	1.000	0	6	3	4	0	0	4	0	0
+Nieuwenhuis,K	NY	R	.978	0	83	69	174	0	4	178	0	0
+Rottino,V	NY	R	1.000	0	8	3	6	0	0	6	0	0
Torres,A	NY	R	.993	11	124	101	261	6	2	269	1	0
+Valdespin,J	NY	R	1.000	0	39	26	60	1	0	61	0	0

+ - Rookie

* - Lefthander

METS FIELDING BESTS

(HIGHEST FIELDING AVERAGE, 100+ GAMES, SEASON)

POS	PLAYER	YEAR	G	PO	A	E	PCT.
1B	Dave Magadan	1990	113	830	71	2	.998
	Ed Kranepool	1971	108	786	61	2	.998
	Rico Brogna	1995	131	1112	93	3	.998
	Ken Boswell	1970	101	204	244	2	.996
2B	Rey Ordoñez	1999	154	220	416	4	.994
3B	Robin Ventura	1999	160	123	320	9	.980
OF	Lenny Dykstra	1988	112	270	3	1	.996
C	Mike Piazza	2000	124	862	38	3	.997
	Mike Piazza	2005	101	617	40	2	.997
P	Tom Glavine	2005	33	12	43	0	1.000

(Pitchers based on most chances accepted)



2012 METS HIGHS & LOWS

INDIVIDUAL BATTING

Longest Hitting Streak.....	15 games - David Wright (6/9-6/25)
Most Runs, Game.....	3 runs - 14 times, last, Scott Hairston (8/2 at SF)
Most Hits, Game.....	4 hits - 14 times, last, Scott Hairston (10/2 at MIA)
Most RBI, Game.....	5 RBI - 5 times, last, Ike Davis (9/24 vs. PIT)
Most Doubles, Game.....	3 (Scott Hairston, 8/17 at WAS)**
Most Triples, Game.....	1 - 21 times, last, Justin Turner (10/3 at MIA)
Most Home Runs, Game.....	3 - (Ike Davis (7/28 at ARI)**
Home Runs, Consecutive Games.....	3 - Scott Hairston (5/26-5/29)
Grand Slams.....	1 - 4 times, last, Jason Bay (9/2 at MIA-Buehrle)
Pinch-Hit Home Runs.....	10 - last, Scott Hairston (9/11 vs. WAS)
Walkoff Home Runs.....	1 - Ike Davis (8/26 vs. HOU-Lopez)
Hit for Cycle.....	Scott Hairston (4/27 at COL)
Most Walks, Game.....	5 - Mike Baxter (8/4 at SD)*
Most Strikeouts, Game.....	4 - 4 times, last, Ruben Tejada (9/5 at STL)
Most Total Bases, Game.....	13 - Ike Davis (7/28 at ARI)
Most Extra-Base Hits, Game.....	3 - 7 times, last, Scott Hairston (8/17 at WAS)]
Most Stolen Bases, Game.....	2 - 2 times, last, David Wright (9/12 vs. WAS)

TEAM BATTING

Most Runs, Game.....	17 (6/27 at CHI)
Fewest Runs, Game.....	0-12 times, last (9/29 at ATL)
Most Runs, Inning.....	6 - 3 times, last, 6th Inning (6/27 at CHI)
Most Hits, Nine Innings.....	17 (4/27 at COL)
Most Hits, Extra Innings.....	18 (4/29 at COL)
Fewest Hits, Game.....	2 - 3 times, last (9/16 at MIL)
Most Hits, Inning.....	6 - 2 times, last, 6th Inning (6/13 at TB)
Most Total Bases, Game.....	34 (6/27 at CHI)
Most Doubles, Game.....	6 (6/27 at CHI)
Most Triples, Game.....	1 - 21 times, last (10/3 at MIA)
Most Home Runs, Game.....	4 (6/27 at CHI)
Pinch-Hit Home Runs.....	10 - last, Scott Hairston (9/11 vs. WAS)
Leadoff Home Runs.....	2 - last, Ruben Tejada (8/1 at SF)
Grand Slams, Game.....	1 - 4 times, last (9/2 at MIA)
Back-to-Back Home Runs.....	1 - Justin Turner & David Wright (9/25 vs. PIT)
Home Runs, Consecutive Games.....	8 (5/28-6/5)
Most Home Runs, Inning.....	2 - 5 times, last, 1st Inning (9/25 vs. PIT)
Most Extra-Base Hits, Game.....	10 (6/27 at CHI)
Most Walks, Game.....	10 (8/4 at SD)
Most Strikeouts, Game.....	15 - 4 times, last (9/19 vs. PHI)
Most Stolen Bases, Game.....	4 (8/1 at SF)
LOB, Nine Innings.....	13 - 3 times, last (8/4 at SD)
LOB, Extra Innings.....	14 - 2 times, last (7/22 vs. LA)
Most Double Plays Hit into, Game.....	4 (8/1 at SF)

INDIVIDUAL PITCHING

Most Runs Allowed, Game.....	8 - 4 times, last, Johan Santana (8/11 vs. ATL)
Most Hits Allowed, Game.....	13 - Johan Santana (7/6 vs. CHI)
Most Home Runs Allowed, Game.....	4 - 2 times, last, Johan Santana (6/8 at NYY)
Most Home Runs Allowed, Inning.....	3 - Johan Santana (6/8 at NYY-3rd inning)
Most Strikeouts, Game, Starter.....	13 - 2 times, last, R.A. Dickey (9/27 vs. PIT)
Most Strikeouts, Game, Reliever.....	5 - 2 times, last, Jeremy Hefner (5/19 at TOR)
Most Walks, Game.....	6 - Jeurys Familia (10/1 at MIA)
Longest Winning Streak.....	11 - R.A. Dickey (4/25-7/19)
Longest Losing Streak.....	7 - Jon Rauch (5/4-present)
Most Innings Pitched, Game.....	9.0 Innings - 7 times, last, R.A. Dickey (8/31 at MIA)
Most Innings Pitched, Reliever.....	5.0 Innings - Jeremy Hefner (5/19 at TOR)
Most Consecutive Scoreless IP, Starter.....	32.2 Innings - R.A. Dickey (5/22-6/13)*
Most Consecutive Scoreless IP, Reliever.....	11.1 Innings - Bobby Parnell (9/12-present)
No-hitter.....	Johan Santana, 6/1 vs. STL





2012 METS HIGHS & LOWS

TEAM PITCHING

Most Runs Allowed, Game	18 runs (4/27 at COL)
Most Runs Allowed, Inning	11 runs - 5th Inning (4/27 at COL)**
Most Hits Allowed, Game	21 hits (9/20 vs. PHI)
Most Hits Allowed, Inning	9 hits - 1st Inning (9/20 vs. PHI)
Fewest Runs Allowed, Game	0 (13 times, last, 9/26 vs. PIT)
Fewest Hits Allowed, Game	0 hits (6/1 vs. STL)
Most Consecutive Scoreless Innings	29.0 Innings (6/17-6/20)
Most Home Runs Allowed, Game	5 home runs (5/18 at TOR)
Grand Slams, Allowed	1 - 6 times, last, Josh Edgin (9/20 vs. PHI-Howard)
Walkoff Home Run Allowed	2 - last, Josh Edgin (8/14 at CIN-Bruce)
Back to Back Home Runs Allowed	5 times, last, Chris Young (9/16 at MIL-Braun/Ramirez)
Most Strikeouts, Game	16 strikeouts - (7/26 at ARI)
Most Walks Allowed, Game	11 walks - (7/13 at ATL)
Fewest Walks Allowed, Game	0 - 12 times, last (8/19 at WAS)
Most Pitchers Used, Game	10 (9/20 vs. PHI)*

FIELDING

Most Errors, Team, Game	6 (4/27 at COL)
Most Errors, Individual, Game	2 - 2 times, last, Daniel Murphy (6/6 at WAS)
Most Double Plays Turned, Nine-Inning Game	3 (7 times, last, 9/20 vs. PHI)
Consecutive Errorless Games, Team	11 (7/3-7/18)

TEAM MISCELLANEOUS

Longest Game, Time, Nine-Inning Game	3:47 (4/27 at COL)
Longest Game, Time, Extra-Inning Game	4:43 (7/22 vs. LA)
Shortest Game, Time, Nine-Inning Game	2:07 - 2 times, last (8/31 at MIA)
Longest Game, Innings	12 - 2 times, last (7/22 vs. LA)
Largest Paid Attendance, Home	42,516 (7/3 vs. PHI-largest in Citi Field history)
Largest Paid Attendance, Road	55,359 (7/1 at LA)
Smallest Paid Attendance, Home	20,010 (6/20 vs. PHI)
Smallest Paid Attendance, Road	14,556 (5/21 at PIT)
Home Sellouts	4 (last, 7/3 vs. PHI)
Longest Winning Streak	5 games (5/5-5/9)
Longest Losing Streak	6 games (4 times, last, 9/7-9/12)
Largest Deficit Overcome	4 runs (5/8 at PHI, trailed 4-0 in after 3rd, won 7-4)
Largest Lead Lost	4 runs (3 times, last, 5/21 at PIT, led 4-0 after 3rd, lost 5-4)

* - Set franchise record

** - Tied franchise record

2012 RECORD BREAKDOWN

Leading After 6	58-13	Score 4 or More Runs	54-25	vs. NL Central	17-22
Tied After 6	7-9	Score 3 or Less Runs	20-63	vs. NL West	17-19
Trailing After 6	9-66	Hit a Home Run	53-40	Interleague	8-7
Leading After 7	63-5	Hit 2+ Home Runs	22-15	Series at Home	10-14-2
Tied After 7	6-12	Do Not Allow a Home Run	47-17	Series on Road	9-16-1
Trailing After 7	5-71	Hit More Home Runs	39-11	Overall Series	19-30-3
Leading After 8	66-2	Opponent Hits More HRs	9-51	First Game of Series	21-31
Tied After 8	5-6	Starter Goes 6.0+	62-49	Rubber Game of Series	5-9
Trailing After 8	3-80	Starter Goes 7.0+	42-18	Last Game of Series	24-25
Out Hit Opponent	52-20	Starter Goes 8.0+	16-0	Series Sweeps	7-10
Get Out Hit	19-59	Home	36-45	Errorless	44-44
Equal in Hits	3-9	Road	38-43	Walkoff	6-7
Quality Start	61-40	Day Games	33-26	Last At-Bat	13-16
Non Quality Start	13-48	Night Games	41-62	Blown Leads	35
Shutouts	13-12	Scoring First	55-26	Extra Innings	3-7
One Run Games	20-22	Opponent Scores First	19-62	vs. LHP Starters	21-38
Two Run Games	16-15	vs. NL East	32-40	vs. RHP Starters	53-50

MISCELLANEOUS WINS:

Come from Behind Wins	23	Wins in Last At-Bat	13	Walkoff Wins	6
.....last, 9.28 at ATL	last, 9.23 vs. MIA	last, 9.23 vs. MIA (Tejada RBI single)	



**GET A JUMP ON EVERY PLAY
WITH VERIZON 4G LTE SPEED.**



Verizon 4G LTE. America's Fastest 4G Network.

Share, post and upload faster with the latest devices on America's Fastest 4G Network.

Learn more at verizon.com

4G[™]



2012 MAJOR LEAGUE STANDINGS

AMERICAN LEAGUE

AL EAST	WON	LOST	PCT.	GB	LAST 10 GAMES	STREAK	HOME	ROAD	VS. EAST	VS. CENT	VS. WEST	VS. NL
*NEW YORK	95	67	.586	-	7-3	WON 4	51-30	44-37	41-31	21-16	20-15	13-5
yBALTIMORE	93	69	.574	2.0	6-4	LOST 1	47-34	46-35	43-29	23-15	16-18	11-7
TAMPA BAY	90	72	.556	5.0	8-2	WON 1	46-35	44-37	41-31	16-18	24-14	9-9
TORONTO	73	89	.451	22.0	7-3	WON 3	41-40	32-49	29-43	21-16	14-21	9-9
BOSTON	69	93	.426	26.0	1-9	LOST 8	34-47	35-46	26-46	24-16	8-24	11-7

AL CENTRAL	WON	LOST	PCT.	GB	LAST 10 GAMES	STREAK	HOME	ROAD	VS. EAST	VS. CENT	VS. WEST	VS. NL
*DETROIT	88	74	.543	-	8-2	WON 1	50-31	38-43	21-18	43-29	13-20	11-7
CHICAGO	85	77	.525	3.0	4-6	WON 1	45-36	40-41	19-21	37-35	20-12	9-9
KANSAS CITY	72	90	.444	16.0	2-8	LOST 1	37-44	35-46	16-21	34-38	14-21	8-10
CLEVELAND	68	94	.420	20.0	6-4	LOST 1	37-44	31-50	14-22	31-41	15-21	8-10
MINNESOTA	66	96	.407	22.0	3-7	LOST 5	31-50	35-46	11-23	35-37	11-27	9-9

AL WEST	WON	LOST	PCT.	GB	LAST 10 GAMES	STREAK	HOME	ROAD	VS. EAST	VS. CENT	VS. WEST	VS. NL
*OAKLAND	94	68	.580	-	8-2	WON 6	50-31	44-37	28-18	23-18	33-24	10-8
yTEXAS	93	69	.574	1.0	3-7	LOST 3	50-31	43-38	24-16	28-19	27-30	14-4
LOS ANGELES	89	73	.549	5.0	6-4	LOST 2	46-35	43-38	22-20	25-20	30-27	12-6
SEATTLE	75	87	.463	19.0	3-7	WON 2	40-41	35-46	18-28	25-16	24-33	8-10

NATIONAL LEAGUE

NL EAST	WON	LOST	PCT.	GB	LAST 10 GAMES	STREAK	HOME	ROAD	VS. EAST	VS. CENT	VS. WEST	VS. AL
*WASHINGTON	98	64	.605	-	6-4	WON 2	50-31	48-33	42-30	29-13	17-13	10-8
yATLANTA	94	68	.580	4.0	7-3	WON 1	48-33	46-35	46-26	19-19	21-13	8-10
PHILADELPHIA	81	81	.500	17.0	4-6	LOST 2	40-41	41-40	33-39	24-16	19-16	5-10
NEW YORK	74	88	.457	24.0	5-5	WON 1	36-45	38-43	32-40	17-22	17-19	8-7
MIAMI	69	93	.426	29.0	3-7	LOST 1	38-43	31-50	27-45	18-20	19-15	5-13

NL CENTRAL	WON	LOST	PCT.	GB	LAST 10 GAMES	STREAK	HOME	ROAD	VS. EAST	VS. CENT	VS. WEST	VS. AL
*CINCINNATI	97	65	.599	-	5-5	LOST 1	50-31	47-34	19-15	49-30	22-12	7-8
yST. LOUIS	88	74	.543	9.0	7-3	WON 1	50-31	38-43	14-20	45-32	21-15	8-7
MILWAUKEE	83	79	.512	14.0	4-6	LOST 1	49-32	34-47	15-19	45-34	17-17	6-9
PITTSBURGH	79	83	.488	18.0	4-6	LOST 1	45-36	34-47	17-14	39-42	13-19	10-8
CHICAGO	61	101	.377	36.0	2-8	WON 1	38-43	23-58	13-19	31-50	12-22	5-10
HOUSTON	55	107	.340	42.0	5-5	LOST 1	35-46	20-61	12-20	29-50	8-28	6-9

NL WEST	WON	LOST	PCT.	GB	LAST 10 GAMES	STREAK	HOME	ROAD	VS. EAST	VS. CENT	VS. WEST	VS. AL
*SAN FRANCISCO	94	68	.580	-	5-5	LOST 1	48-33	46-35	15-19	27-14	45-27	7-8
LOS ANGELES	86	76	.531	8.0	8-2	WON 1	45-36	41-40	20-12	25-18	35-37	6-9
ARIZONA	81	81	.500	13.0	4-6	LOST 1	41-40	40-41	14-20	20-21	38-34	9-6
SAN DIEGO	76	86	.469	18.0	4-6	WON 1	42-39	34-47	12-20	22-21	34-38	8-7
COLORADO	64	98	.395	30.0	6-4	WON 1	35-46	29-52	15-22	19-19	28-44	2-13

*-division winner
y-wild card winner

2012 NATIONAL LEAGUE BATTING DEPARTMENT LEADERS

BATTING AVERAGE		HOME RUNS		RUNS BATTED IN		MULTI-HIT GAMES	
.336.....Posey,B SF		41.....Braun,R MIL		115.....Headley,C SD		60.....Prado,M ATL	
.327.....McCutchen,A PIT		37.....Stanton,G MIA		112.....Braun,R MIL		56.....Braun,R MIL	
.319.....Braun,R MIL		34.....Bruce,J CIN		108.....Soriano,A CHI		56.....Scutaro,M SF	
.315.....Molina,Y STL		33.....LaRoche,A WSH		105.....Ramirez,A MIL		55.....Holliday,M STL	
.309.....Pacheco,J COL		32.....DAVIS,I NY		104.....Pence,H SF		53.....McCutchen,A PIT	
.307.....Craig,A STL		32.....Soriano,A CHI		103.....Posey,B SF		52.....Posey,B SF	
.306.....Scutaro,M SF		32.....Beltran,C STL		102.....Holliday,M STL		52.....Cabrera,M SF	
.306.....WRIGHT,D NY		31.....McCutchen,A PIT		100.....LaRoche,A WSH		52.....Phillips,B CIN	
.305.....Jay,J STL		31.....Headley,C SD		99.....Bruce,J CIN		51.....(03) PLAYERS TIED	
.303.....Gonzalez,C COL		30.....(03) PLAYERS TIED		97.....Beltran,C STL			
RUNS		HITS		TOTAL BASES		GRAND SLAMS	
108.....Braun,R MIL		194.....McCutchen,A PIT		356.....Braun,R MIL		2.....Lucroy,J MIL	
107.....Upton,J ARI		191.....Braun,R MIL		328.....McCutchen,A PIT		2.....Stanton,G MIA	
107.....McCutchen,A PIT		190.....Scutaro,M SF		318.....Hill,A ARI		2.....Johnson,C ARI	
102.....Rollins,J PHI		186.....Prado,M ATL		308.....Ramirez,A MIL		2.....Headley,C SD	
98.....Harper,B WSH		184.....Hill,A ARI		301.....Headley,C SD		2.....McCann,B ATL	
96.....Bourn,M ATL		184.....Reyes,J MIA		298.....Holliday,M STL		2.....Howard,R PHI	
95.....Headley,C SD		183.....Castro,S CHI		291.....Posey,B SF		2.....Morse,M WSH	
95.....Pagan,A SF		178.....Posey,B SF		291.....LaRoche,A WSH		2.....Cuddyer,M COL	
95.....Holliday,M STL		178.....WRIGHT,D NY		288.....Bruce,J CIN		2.....Helton,T COL	
93.....(03) PLAYERS TIED		177.....Holliday,M STL		286.....WRIGHT,D NY		1.....(39) PLAYERS TIED	
DOUBLES		TRIPLES		STOLEN BASES		HITTING STREAKS	
50.....Ramirez,A MIL		15.....Pagan,A SF		44.....Cabrera,E SD		26.....Reyes,J MIA	
44.....Hill,A ARI		12.....Castro,S CHI		42.....Bourn,M ATL	07/13 - 08/08	
44.....Votto,J CIN		12.....Reyes,J MIA		40.....Reyes,J MIA		20.....Sandoval,P SF	
43.....Goldschmid,P ARI		11.....Fowler,D COL		39.....Victorino,S LA	04/06 - 04/27	
42.....Prado,M ATL		10.....Colvin,T COL		37.....Gomez,C MIL		20.....Pagan,A SF	
41.....WRIGHT,D NY		10.....Bourn,M ATL		37.....Pierre,J PHI	04/14 - 05/06	
40.....MURPHY,D NY		10.....Cabrera,M SF		33.....Altuve,J HOU		20.....Scutaro,M SF	
39.....Alonso,Y SD		9.....Harper,B WSH		32.....Gordon,D LA	09/10 - 10/03	
39.....Posey,B SF		8.....Venable,W SD		30.....(06) PLAYERS TIED		18.....Braun,R MIL	
38.....Pagan,A SF		8.....Dejesus,D CHI			06/05 - 06/24	
WALKS		ON-BASE PERCENTAGE		SLUGGING PERCENTAGE		EXTRA-BASE HITS	
94.....Votto,J CIN		.448.....Votto,J CIN		.607.....Stanton,G MIA		80.....Braun,R MIL	
94.....Uggla,D ATL		.408.....Posey,B SF		.595.....Braun,R MIL		80.....Ramirez,A MIL	
86.....Headley,C SD		.400.....McCutchen,A PIT		.553.....McCutchen,A PIT		76.....Hill,A ARI	
81.....WRIGHT,D NY		.391.....Braun,R MIL		.549.....Posey,B SF		74.....Bruce,J CIN	
75.....Holliday,M STL		.391.....WRIGHT,D NY		.540.....Ramirez,A MIL		69.....LaRoche,A WSH	
74.....Weeks Jr,R MIL		.391.....Montero,M ARI		.529.....Votto,J CIN		69.....Hart,C MIL	
73.....Montero,M ARI		.389.....Fowler,D COL		.522.....Craig,A STL		68.....Stanton,G MIA	
70.....McCutchen,A PIT		.379.....Holliday,M STL		.522.....Hill,A ARI		67.....Soriano,A CHI	
70.....Bourn,M ATL		.376.....Headley,C SD		.516.....Jones,G PIT		66.....McCutchen,A PIT	
69.....Posey,B SF		.373.....Jay,J STL		.514.....Bruce,J CIN		65.....Holliday,M STL	
OUTFIELD ASSISTS		HOME BATTING AVG		ROAD BATTING AVG		RISP BATTING AVG	
14.....Kubel,J ARI		.384.....Jay,J STL		.330.....Posey,B SF		.400.....Craig,A STL	
12.....Soriano,A CHI		.368.....Gonzalez,C COL		.326.....McCutchen,A PIT		.345.....Montero,M ARI	
11.....Pence,H SF		.345.....Pacheco,J COL		.325.....Braun,R MIL		.340.....Posey,B SF	
11.....Heyward,J ATL		.343.....Posey,B SF		.318.....WRIGHT,D NY		.336.....Johnson,C ARI	
10.....Beltran,C STL		.332.....Fowler,D COL		.315.....Goldschmid,P ARI		.326.....McCutchen,A PIT	
9.....Victorino,S LA		.331.....Ethier,A LA		.305.....Walker,N PIT		.325.....Pacheco,J COL	
9.....Prado,M ATL		.331.....Molina,Y STL		.303.....Jones,G PIT		.321.....Molina,Y STL	
9.....Martinez,J HOU		.329.....McCutchen,A PIT		.300.....Headley,C SD		.317.....WRIGHT,D NY	
9.....Gomez,C MIL		.324.....Scutaro,M SF		.300.....Molina,Y STL		.313.....Ethier,A LA	
8.....(06) PLAYERS TIED		.324.....Craig,A STL		.297.....Freese,D STL		.313.....Lee,C MIL	
DAY BATTING AVG		NIGHT BATTING AVG		VS. RIGHTY AVG		VS. LEFTY AVG	
.345.....Craig,A STL		.347.....McCutchen,A PIT		.325.....Ethier,A LA		.433.....Posey,B SF	
.340.....Posey,B SF		.341.....Molina,Y STL		.325.....Gonzalez,C COL		.392.....McCutchen,A PIT	
.338.....MURPHY,D NY		.333.....Posey,B SF		.316.....Hill,A ARI		.363.....Braun,R MIL	
.333.....Desmond,I WSH		.328.....Scutaro,M SF		.314.....Jay,J STL		.359.....Altuve,J HOU	
.321.....Jay,J STL		.318.....Braun,R MIL		.309.....Scutaro,M SF		.354.....Craig,A STL	
.321.....Braun,R MIL		.318.....Pacheco,J COL		.309.....McCutchen,A PIT		.351.....Pacheco,J COL	
.321.....Fowler,D COL		.318.....Ramirez,A MIL		.307.....Molina,Y STL		.343.....Goldschmid,P ARI	
.319.....Headley,C SD		.317.....Gonzalez,C COL		.305.....Braun,R MIL		.342.....Molina,Y STL	
.313.....Altuve,J HOU		.313.....Pagan,A SF		.300.....WRIGHT,D NY		.338.....Ramirez,A MIL	
.312.....WRIGHT,D NY		.312.....Hill,A ARI		.300.....Heyward,J ATL		.323.....Victorino,S LA	



2012 NATIONAL LEAGUE

BATTING CATEGORY LEADERS

CAUGHT STEALING

13.....Castro,S	CHI
13.....Bourn,M	ATL
12.....McCutchen,A	PIT
12.....Tabata,J	PIT
11.....Altuve,J	HOU
11.....Reyes,J	MIA
10.....Gordon,D	LA
10..... WRIGHT,D	NY
10.....Bloomquist,W	ARI
9.....(02) PLAYERS	TIED

SACRIFICE BUNTS

17.....Cueto,J	CIN
17.....Pierrej	PHI
14.....Kershaw,C	LA
13.....Capuano,C	LA
12.....Lohse,K	STL
10.....(09) PLAYERS	TIED

SACRIFICE FLIES

9.....Goldschmid,P	ARI
9.....Freeman,F	ATL
9.....Posey,B	SF
9.....Prado,M	ATL
9.....LaRoche,A	WSH
9.....Scutaro,M	SF
8.....Walker,N	PIT
7.....(07) PLAYERS	TIED

STRIKEOUTS

189.....Espinosa,D	WSH
180.....Alvarez,P	PIT
169.....Weeks Jr,R	MIL
168.....Uggla,D	ATL
166.....Stubbs,D	CIN
157.....Headley,C	SD
155.....Bruce,J	CIN
155.....Bourn,M	ATL
153.....Soriano,A	CHI
152.....Heyward,J	ATL

GROUNDING INTO DP

20.....Zimmerman,R	WSH
19.....Freese,D	STL
19.....Posey,B	SF
19.....Prado,M	ATL
19.....Phillips,B	CIN
18.....Martinez,J	HOU
18.....Johnson,C	ARI
18.....Soriano,A	CHI
17.....(04) PLAYERS	TIED

INTENTIONAL WALKS

18.....Votto,J	CIN
16..... WRIGHT,D	NY
15.....Braun,R	MIL
15.....Beltran,C	STL
13.....McCutchen,A	PIT
13.....Hanigan,R	CIN
11.....Bruce,J	CIN
11.....Ellis,A	LA
11.....Gonzalez,C	COL
9.....(03) PLAYERS	TIED

HIT BY PITCH

17.....Quentin,C	SD
16.....Ruiz,C	PHI
15.....Jay,J	STL
13.....Aoki,N	MIL
13.....Espinosa,D	WSH
13.....Weeks Jr,R	MIL
12.....Montero,M	ARI
12.....Udley,C	PHI
12.....Ramirez,A	MIL
11.....(02) PLAYERS	TIED

AT-BATS

646.....Castro,S	CHI
642.....Reyes,J	MIA
632.....Rollins,J	PHI
624.....Bourn,M	ATL
620.....Scutaro,M	SF
617.....Pence,H	SF
617.....Prado,M	ATL
609.....Hill,A	ARI
605.....Pagan,A	SF
604.....(02) PLAYERS	TIED

HARDEST TO FAN (PLATE APP. PER SO)

13.9.....Scutaro,M	SF
12.8.....Reyes,J	MIA
12.6.....Lee,C	MIA
10.7.....Aoki,N	MIL
10.2.....Molina,Y	STL
10.1.....Barney,D	CHI
10.0.....Prado,M	ATL
9.3.....Furcal,R	STL
8.5.....Altuve,J	HOU
8.3.....Victorino,S	LA

RBI RATIO (AT-BATS PER RBI)

5.1.....Craig,A	STL
5.1.....Posey,B	SF
5.2.....Soriano,A	CHI
5.3.....Headley,C	SD
5.3.....Braun,R	MIL
5.4.....Ramirez,A	MIL
5.5.....Montero,M	ARI
5.5.....Jones,G	PIT
5.6.....Kubel,J	ARI
5.6.....Beltran,C	STL

HOME RUN RATIO (AT-BATS PER HOME RUN)

14.6.....Braun,R	MIL
16.2..... DAVIS,I	NY
16.5.....Bruce,J	CIN
16.9.....Kubel,J	ARI
17.1.....Beltran,C	STL
17.3.....LaRoche,A	WSH
17.5.....Alvarez,P	PIT
17.5.....Soriano,A	CHI
17.6.....Jones,G	PIT
18.7.....Hart,C	MIL

HARDEST TO DOUBLE UP (AT-BATS PER GIDP)

312.0.....Bourn,M	ATL
246.5.....Stubbs,D	CIN
158.3.....Jones,G	PIT
146.8.....Heyward,J	ATL
119.0.....Victorino,S	LA
112.0.....Bruce,J	CIN
100.8.....Pagan,A	SF
90.8.....Fowler,D	COL
86.7.....Aoki,N	MIL
86.3.....Headley,C	SD

GAMES PLAYED

162.....Castro,S	CHI
161.....Headley,C	SD
160.....Espinosa,D	WSH
160.....Pence,H	SF
160.....Reyes,J	MIA
158.....Heyward,J	ATL
157.....McCutchen,A	PIT
157.....Weeks Jr,R	MIL
157.....Ramirez,H	LA
157.....Holliday,M	STL



2012 NATIONAL LEAGUE PITCHING DEPARTMENT LEADERS

EARNED RUN AVERAGE			WINS		WINNING STREAKS			
2.53	Kershaw,C	LA	21	Gonzalez,G	WSH	11	DICKEY,R	NY
2.73	DICKEY,R	NY	20	DICKEY,R	NY	04/25 - 07/19	
2.78	Cueto,J	CIN	19	Cueto,J	CIN	9	Medlen,K	ATL
2.79	Cain,M	SF	18	Lynn,L	STL	07/31 - 09/30	
2.86	Lohse,K	STL	17	Hamels,C	PHI	9	Burnett,A	PIT
2.89	Gonzalez,G	WSH	16	(07) PLAYERS	TIED	05/19 - 07/08	
2.94	Zimmermann,J	WSH				8	(04) STREAKS	TIED
3.05	Hamels,C	PHI						
3.16	Lee,C	PHI						
3.33	Miley,W	ARI						
SAVES			GAMES STARTED		COMPLETE GAMES			
42	Kimbrel,C	ATL	33	(12) PLAYERS	TIED	5	DICKEY,R	NY
42	Motte,J	STL				3	Nolasco,C	MIA
38	Chapman,A	CIN				3	Wainwright,A	STL
38	Papelbon,J	PHI				2	(13) PLAYERS	TIED
36	Hanrahan,J	PIT						
35	Axford,J	MIL						
32	Clippard,T	WSH						
32	Putz,J	ARI						
31	Betancourt,R	COL						
25	(02) PLAYERS	TIED						
GAMES			INNINGS PITCHED		STRIKEOUTS			
80	Belisle,M	COL	233.2	DICKEY,R	NY	230	DICKEY,R	NY
80	Choate,R	LA	227.2	Kershaw,C	LA	229	Kershaw,C	LA
80	Camp,S	CHI	219.1	Cain,M	SF	216	Hamels,C	PHI
78	Boggs,M	STL	218.2	Richard,C	SD	207	Gonzalez,G	WSH
78	Rodriguez,F	MIL	217.0	Cueto,J	CIN	207	Lee,C	PHI
77	Gregerson,L	SD	215.1	Hamels,C	PHI	204	Gallardo,Y	MIL
77	Russell,J	CHI	211.0	Lee,C	PHI	197	Strasburg,S	WSH
77	Ziegler,B	ARI	211.0	Lohse,K	STL	193	Cain,M	SF
77	Wright,W	HOU	209.1	Latos,M	CIN	191	Bumgarner,M	SF
76	Durbin,C	ATL	208.1	(02) PLAYERS	TIED	190	Lincecum,T	SF
WINNING PERCENTAGE			SHUTOUTS		OPPONENTS BATTING AVERAGE AGAINST			
.842	Lohse,K	STL (16-03)	3	DICKEY,R	NY	.206	Gonzalez,G	WSH
.778	Latos,M	CIN (14-04)	2	Kershaw,C	LA	.210	Kershaw,C	LA
.769	DICKEY,R	NY (20-06)	2	Hamels,C	PHI	.222	Cain,M	SF
.762	Cain,M	SF (16-05)	2	Cain,M	SF	.226	DICKEY,R	NY
.739	Hamels,C	PHI (17-06)	2	Nolasco,C	MIA	.230	Latos,M	CIN
.724	Gonzalez,G	WSH (21-08)	2	Wainwright,A	STL	.232	Minor,M	ATL
.720	Lynn,L	STL (18-07)	2	SANTANA,J	NY	.233	McDonald,J	PIT
.714	Strasburg,S	WSH (15-06)	1	(20) PLAYERS	TIED	.234	Bumgarner,M	SF
.696	Hudson,T	ATL (16-07)				.236	Volquez,E	SD
.679	Cueto,J	CIN (19-09)				.237	Hamels,C	PHI
HOME ERA			ROAD ERA		DAY ERA			
2.03	Cain,M	SF	2.32	Bailey,H	CIN	1.93	Medlen,K	ATL
2.05	Kershaw,C	LA	2.36	Zimmermann,J	WSH	1.99	Cueto,J	CIN
2.33	Lohse,K	STL	2.77	Cueto,J	CIN	2.03	Strasburg,S	WSH
2.38	Bumgarner,M	SF	2.83	Lee,C	PHI	2.15	Kershaw,C	LA
2.38	Gonzalez,G	WSH	2.85	Strasburg,S	WSH	2.64	Hudson,T	ATL
2.59	Detwiler,R	WSH	2.90	DICKEY,R	NY	2.65	Capuano,C	LA
2.59	DICKEY,R	NY	2.91	Cahill,T	ARI	2.71	Maholm,P	ATL
2.73	McDonald,J	PIT	2.93	Billingsley,C	LA	2.76	Latos,M	CIN
2.79	Cueto,J	CIN	3.04	NIESE,J	NY	2.79	Lee,C	PHI
2.86	Vogelsong,R	SF	3.11	Hamels,C	PHI			
NIGHT ERA								
2.46	Gonzalez,G	WSH						
2.51	Samardzija,J	CHI						
2.55	Zimmermann,J	WSH						
2.56	Lohse,K	STL						
2.67	Bumgarner,M	SF						
2.67	Kershaw,C	LA						
2.68	DICKEY,R	NY						
2.73	Cain,M	SF						
2.98	Hamels,C	PHI						



2012 NATIONAL LEAGUE

PITCHING CATEGORY LEADERS

HITS ALLOWED		LOSSES		HOME RUNS ALLOWED		WALKS PER 9 INNINGS	
.228.....Richard,C SD	15.....Lincecum,T SF	31.....Richard,C SD	1.2.....Lee,C PHI				
.216.....Kennedy,I ARI	14.....Richard,C SD	29.....Blanton,J LA	1.6.....Arroyo,B CIN				
.214.....Nolasco,C MIA	14.....Johnson,J MIA	28.....Kennedy,I ARI	1.6.....Blanton,J LA				
.209.....Arroyo,B CIN	14.....Bedard,E PIT	27.....Hanson,T ATL	1.6.....Lohse,K STL				
.207.....Blanton,J LA	13.....(09) PLAYERS TIED	26.....(07) PLAYERS TIED	1.7.....Miley,W ARI				
.207.....Lee,C PHI			1.7.....Richard,C SD				
.206.....Bailey,H CIN			1.8.....Buehrle,M MIA				
.205.....Cueto,J CIN			2.0.....Zimmermann,J WSH				
.205.....Rodriguez,W PIT			2.0.....Cueto,J CIN				
.201.....Leake,M CIN			2.1.....Leake,M CIN				
WILD PITCHES		HIT BATSMEN		EARNED RUNS		STRIKEOUTS PER 9 INNINGS	
17.....Lincecum,T SF	14.....Kennedy,I ARI	107.....Lincecum,T SF	9.3.....Gonzalez,G WSH				
12.....Garcia,J STL	12.....Cueto,J CIN	100.....Blanton,J LA	9.3.....Samardzija,J CHI				
10.....Cahill,T ARI	11.....Cahill,T ARI	97.....Richard,C SD	9.2.....Lynn,L STL				
10.....Samardzija,J CHI	11.....Maholm,P ATL	95.....Nolasco,C MIA	9.2.....Lincecum,T SF				
10.....Axford,J MIL	10.....Lynn,L STL	93.....Kennedy,I ARI	9.1.....Kershaw,C LA				
10.....Harrell,L HOU	10.....Zambrano,C MIA	91.....Leake,M CIN	9.0.....Hamels,C PHI				
10.....Gonzalez,G WSH	9.....(05) PLAYERS TIED	90.....Wolf,R MIL	9.0.....Gallardo,Y MIL				
10.....Rodriguez,H WSH		87.....Norris,B HOU	8.9..... DICKEY,R NY				
10.....Rodriguez,F HOU		87.....Hanson,T ATL	8.8.....Lee,C PHI				
10.....Burnett,A PIT		87.....Wainwright,A STL	8.8.....Norris,B HOU				
BALKS		WALKS		RUNS ALLOWED		OPPONENTS BATTING AVERAGE AGAINST	
4.....Kennedy,I ARI	105.....Volquez,E SD	111.....Lincecum,T SF	.206.....Gonzalez,G WSH				
3.....Harrell,L HOU	90.....Lincecum,T SF	110.....Richard,C SD	.210.....Kershaw,C LA				
3.....Cueto,J CIN	85.....Harang,A LA	106.....Blanton,J LA	.222.....Cain,M SF				
2.....(10) PLAYERS TIED	81.....Gallardo,Y MIL	101.....Kennedy,I ARI	.226..... DICKEY,R NY				
	78.....Harrell,L HOU	100.....Nolasco,C MIA	.230.....Latos,M CIN				
	76.....Gonzalez,G WSH	99.....Rodriguez,W PIT	.232.....Minor,M ATL				
	75.....Zambrano,C MIA	97.....Lyles,J HOU	.233.....McDonald,J PIT				
	74.....Cahill,T ARI	97.....Leake,M CIN	.234.....Bumgarner,M SF				
	71.....Hanson,T ATL	97.....Bailey,H CIN	.236.....Volquez,E SD				
	70.....Zito,B SF	96.....Wainwright,A STL	.237.....Hamels,C PHI				
GAMES FINISHED							
64.....Papelbon,J PHI							
58.....Motte,J STL							
57.....Hanrahan,J PIT							
56.....Kimbrel,C ATL							
54.....Axford,J MIL							
53.....Betancourt,R COL							
52.....Chapman,A CIN							
52.....Putz,J ARI							
47.....Marmol,C CHI							
42.....Clippard,T WSH							



2012 NATIONAL LEAGUE

ROOKIE BATTING DEPARTMENT LEADERS

BATTING AVERAGE	HOME RUNS	RUNS BATTED IN	MULTI-HIT GAMES
.309.....Pacheco,J COL	28.....Rosario,W COL	71.....Rosario,W COL	45.....Harper,B WSH
.297.....LeMahieu,D COL	22.....Harper,B WSH	67.....Frazier,T CIN	44.....Aoki,N MIL
.295.....Solano,D MIA	19.....Frazier,T CIN	62.....Alonso,Y SD	42.....Alonso,Y SD
.294.....Carpenter,M STL	15.....Rizzo,A CHI	59.....Harper,B WSH	39.....Pacheco,J COL
.288.....Aoki,N MIL	15.....Cozart,Z CIN	54.....Pacheco,J COL	39.....Cozart,Z CIN
.285.....Rizzo,A CHI	10.....Aoki,N MIL	50.....Aoki,N MIL	28.....Rizzo,A CHI
.274.....Rutledge,J COL	10.....Moore,T WSH	48.....Rizzo,A CHI	28.....Rosario,W COL
.273.....Lombardozz,S WSH	9.....Alonso,Y SD	46.....Carpenter,M STL	27.....Frazier,T CIN
.273.....Alonso,Y SD	9.....Kratz,E PHI	37.....Rutledge,J COL	22.....Lombardozz,S WSH
.273.....Frazier,T CIN	8.....(04) PLAYERS TIED	36.....Grandal,Y SD	21.....Solano,D MIA
RUNS	HITS	TOTAL BASES	GRAND SLAMS
98.....Harper,B WSH	150.....Aoki,N MIL	254.....Harper,B WSH	1.....Rutledge,J COL
81.....Aoki,N MIL	150.....Alonso,Y SD	225.....Aoki,N MIL	1.....Rizzo,A CHI
72.....Cozart,Z CIN	147.....Pacheco,J COL	224.....Cozart,Z CIN	1.....Mesoraco,D CIN
67.....Rosario,W COL	144.....Harper,B WSH	216.....Alonso,Y SD	1.....Alonso,Y SD
55.....Frazier,T CIN	138.....Cozart,Z CIN	210.....Rosario,W COL	1.....Maldonado,M MIL
51.....Pacheco,J COL	115.....Frazier,T CIN	210.....Frazier,T CIN	
47.....Alonso,Y SD	107.....Rosario,W COL	200.....Pacheco,J COL	
44.....Rizzo,A CHI	105.....Lombardozz,S WSH	156.....Rizzo,A CHI	
44.....Carpenter,M STL	96.....Rizzo,A CHI	137.....Carpenter,M STL	
40.....(02) PLAYERS TIED	87.....Carpenter,M STL	136.....Lombardozz,S WSH	
DOUBLES	TRIPLES	STOLEN BASES	HITTING STREAKS
39.....Alonso,Y SD	9.....Harper,B WSH	30.....Aoki,N MIL	15.....Aoki,N MIL
37.....Aoki,N MIL	6.....Marte,S PIT	18.....Harper,B WSH06/23 - 07/08
33.....Cozart,Z CIN	6.....Frazier,T CIN	12.....Marte,S PIT	14.....Pacheco,J COL
32.....Pacheco,J COL	5.....Rutledge,J COL	10.....VALDESPIN,J NY08/22 - 09/05
26.....Harper,B WSH	5.....Carpenter,M STL	7.....Rutledge,J COL	13.....Aoki,N MIL
26.....Frazier,T CIN	4.....Aoki,N MIL	7.....Segura,J MIL07/27 - 08/12
22.....Carpenter,M STL	4.....LeMahieu,D COL	7.....Hernandez,G MIA	13.....Lombardozz,S WSH
20.....Rutledge,J COL	4.....Cozart,Z CIN	7.....Pacheco,J COL06/29 - 07/20
19.....Rosario,W COL	3.....(06) PLAYERS TIED	7.....Solano,D MIA	12.....Solano,D MIA
16.....Lombardozz,S WSH		5.....(03) PLAYERS TIED08/17 - 08/29
WALKS	ON BASE PERCENTAGE	SLUGGING PERCENTAGE	EXTRA-BASE HITS
62.....Alonso,Y SD	.365.....Carpenter,M STL	.530.....Rosario,W COL	57.....Harper,B WSH
56.....Harper,B WSH	.355.....Aoki,N MIL	.498.....Frazier,T CIN	52.....Cozart,Z CIN
43.....Aoki,N MIL	.348.....Alonso,Y SD	.477.....Harper,B WSH	51.....Aoki,N MIL
36.....Frazier,T CIN	.342.....Rizzo,A CHI	.469.....Rutledge,J COL	51.....Frazier,T CIN
34.....Carpenter,M STL	.342.....Solano,D MIA	.463.....Rizzo,A CHI	48.....Alonso,Y SD
31.....Grandal,Y SD	.341.....Pacheco,J COL	.463.....Carpenter,M STL	47.....Rosario,W COL
31.....Cozart,Z CIN	.340.....Harper,B WSH	.433.....Aoki,N MIL	40.....Pacheco,J COL
27.....Rizzo,A CHI	.332.....LeMahieu,D COL	.421.....Pacheco,J COL	33.....Rutledge,J COL
25.....(03) PLAYERS TIED	.331.....Frazier,T CIN	.410.....LeMahieu,D COL	33.....Carpenter,M STL
	.321.....Maldonado,M MIL	.408.....Maldonado,M MIL	30.....Rizzo,A CHI
OUTFIELD ASSISTS			
8.....Harper,B WSH			
8.....Aoki,N MIL			
4.....Blackmon,C COL			
3.....Robinson,S STL			
3.....Marte,S PIT			
3.....Brown,A COL			
3.....BAXTER,M NY			
3.....Barnes,B HOU			
2.....(04) PLAYERS TIED			





2012 NATIONAL LEAGUE

ROOKIE PITCHING DEPARTMENT LEADERS

EARNED RUN AVERAGE

3.33Miley,W	ARI
3.53Kelly,J	STL
3.74Fiers,M	MIL
3.76Harrell,L	HOU
4.30Eovaldi,N	MIA
4.37Delgado,R	ATL
4.54Corbin,P	ARI
4.93Pomeranz,D	COL
5.09HEFNER,J	NY
5.27Keuchel,D	HOU

WINS

16Miley,W	ARI
11Harrell,L	HOU
9Fiers,M	MIL
6Corbin,P	ARI
5Kelly,J	STL
5Friedrich,C	COL
5Ottavino,A	COL
5Torres,C	COL
4(03) PLAYERS	TIED

WINNING STREAKS

3(09) STREAKS	TIED
---	-------------------	------

SAVES

7Thayer,D	SD
4Dolis,R	CHI
3Henderson,J	MIL
2Layne,T	SD
2Aumont,P	PHI
2Hughes,J	PIT
1Corbin,P	ARI
1Hoover,J	CIN
1Cedeno,X	HOU

GAMES STARTED

32Harrell,L	HOU
29Miley,W	ARI
22Fiers,M	MIL
22Eovaldi,N	MIA
22Pomeranz,D	COL
17Corbin,P	ARI
17Delgado,R	ATL
16Kelly,J	STL
16Friedrich,C	COL
16Keuchel,D	HOU

COMPLETE GAMES

1Keuchel,D	HOU
1Harrell,L	HOU

GAMES

67Brach,B	SD
66Hughes,J	PIT
64Thayer,D	SD
53Ottavino,A	COL
52Cruz,R	HOU
44Kontos,G	SF
44Cedeno,X	HOU
40Tolleson,S	LA
36Henderson,J	MIL
35Schwimer,M	PHI

INNINGS PITCHED

194.2Miley,W	ARI
193.2Harrell,L	HOU
127.2Fiers,M	MIL
119.1Eovaldi,N	MIA
107.0Corbin,P	ARI
107.0Kelly,J	STL
96.2Pomeranz,D	COL
93.2HEFNER,J	NY
92.2Delgado,R	ATL
85.1Keuchel,D	HOU

STRIKEOUTS

144Miley,W	ARI
140Harrell,L	HOU
135Fiers,M	MIL
86Corbin,P	ARI
83Pomeranz,D	COL
81Ottavino,A	COL
78Eovaldi,N	MIA
76Delgado,R	ATL
75Brach,B	SD
75Kelly,J	STL

WINNING PERCENTAGE

.593Miley,W	ARI(16-11)
.500Harrell,L	HOU (11-11)
.474Fiers,M	MIL (09-10)
.235Eovaldi,N	MIA (04-13)

SHUTOUTS

1Harrell,L	HOU
---	----------------	-----

OPPONENTS BATTING AVERAGE AGAINST

.253Harrell,L	HOU
.254Fiers,M	MIL
.255Miley,W	ARI
.256Delgado,R	ATL
.261Pomeranz,D	COL
.271Kelly,J	STL
.280Corbin,P	ARI
.284Eovaldi,N	MIA
.286Keuchel,D	HOU
.287HEFNER,J	NY



2012 NATIONAL LEAGUE BATTING/PITCHING/FIELDING

CLUB BATTING

CLUB	AVG	G	AB	R	OR	H	TB	2B	3B	HR	GS	RBI	SH	SF	HP	BB	IBB	SO	SB	CS	GI				
																					DP	LOB	SHO	SLG	OBP
Colorado	.274	162	5577	758	890	1526	2434	306	52	166	8	716	74	39	36	450	34	1213	100	40	132	1111	11	.436	.330
St. Louis	.271	162	5622	765	648	1526	2367	290	37	159	3	732	69	49	53	533	45	1192	92	37	135	1198	11	.421	.338
San Francisco	.269	162	5558	718	649	1495	2205	287	57	103	3	675	69	61	29	483	44	1097	118	39	114	1171	6	.397	.327
Washington	.261	162	5615	731	594	1468	2401	301	25	194	2	688	50	36	41	479	43	1325	105	35	110	1127	8	.428	.322
Milwaukee	.259	162	5557	776	733	1442	2426	300	39	202	7	741	76	35	90	466	35	1240	158	39	111	1104	11	.437	.325
Arizona	.259	162	5462	734	688	1416	2284	307	33	165	4	710	61	45	41	539	47	1266	93	51	108	1122	9	.418	.328
Philadelphia	.255	162	5544	684	680	1414	2215	271	28	158	3	659	72	39	63	454	41	1094	116	23	114	1135	6	.400	.317
Los Angeles	.252	162	5438	637	597	1369	2032	269	23	116	2	607	82	38	52	481	49	1156	104	44	39	1112	15	.374	.317
Cincinnati	.251	162	5477	669	588	1377	2249	296	30	172	3	636	73	37	47	481	54	1266	87	27	100	1135	4	.411	.315
NEWYORK	.249	162	5450	650	709	1357	2102	286	21	139	4	625	64	30	42	503	43	1250	79	38	118	1118	12	.386	.316
Atlanta	.247	162	5425	700	600	1341	2111	263	30	149	2	660	53	46	34	567	37	1289	101	32	108	1127	13	.389	.320
San Diego	.247	162	5422	651	710	1339	2060	272	43	121	4	610	63	34	54	539	36	1238	155	46	100	1146	12	.380	.319
Miami	.244	162	5437	609	724	1327	2077	261	39	137	3	576	60	40	35	484	46	1228	149	41	114	1092	17	.382	.308
Pittsburgh	.243	162	5412	651	674	1313	2138	241	37	170	3	620	62	45	51	444	32	1354	73	52	98	1049	15	.395	.304
Chicago	.240	162	5411	613	759	1297	2045	265	36	137	3	570	42	24	43	447	29	1235	94	45	125	1044	16	.378	.302
Houston	.236	162	5407	583	794	1276	2008	238	28	146	3	545	54	30	58	463	19	1365	105	46	114	1090	14	.371	.302
TOTALS	.254		87814		11037		35154	558		57		1024	769		634		1729	1840		180				.400	
		1296		10929		22283		4453		2434		10370		628		7813		19808		635		17881			

CLUB PITCHING

CLUB	W	L	ERA	G	CG	SHO	REL	SV	IP	H	R	ER	HR	HB	BB	IBB	SO	WP	BK	AVG	OPP
Washington	98	64	3.33	162	3	9	482	51	1468.1	1296	594	543	129	47	497	32	1325	62	4	.237	
Los Angeles	86	76	3.34	162	2	10	506	40	1449.2	1277	597	538	122	45	539	62	1276	46	2	.238	
Cincinnati	97	65	3.34	162	9	12	425	56	1453.0	1356	588	540	152	51	427	33	1248	34	7	.247	
Atlanta	94	68	3.42	162	5	16	460	47	1445.1	1310	600	549	145	41	464	40	1232	54	3	.243	
San Francisco	94	68	3.68	162	5	14	526	53	1451.0	1361	649	593	142	51	489	42	1237	54	4	.248	
St. Louis	88	74	3.71	162	4	10	506	42	1462.2	1420	648	603	134	50	436	28	1218	46	4	.255	
Philadelphia	81	81	3.83	162	5	11	440	42	1451.1	1387	680	618	178	44	409	33	1385	30	3	.251	
Pittsburgh	79	83	3.86	162	2	10	483	45	1433.1	1357	674	615	153	45	490	30	1192	45	3	.249	
Arizona	81	81	3.93	162	4	9	461	39	1433.2	1432	688	626	155	51	417	18	1200	52	10	.261	
San Diego	76	86	4.01	162	4	11	529	43	1434.2	1356	710	640	162	48	539	48	1205	49	8	.248	
NEWYORK	74	88	4.09	162	7	13	505	36	1434.0	1368	709	651	161	40	488	29	1240	40	3	.251	
Miami	69	93	4.09	162	5	7	483	38	1440.2	1448	724	655	133	55	495	61	1113	36	4	.263	
Milwaukee	83	79	4.22	162	0	9	512	44	1453.2	1458	733	682	169	31	525	20	1402	57	5	.261	
Chicago	61	101	4.51	162	1	9	493	28	1413.2	1399	759	708	175	65	573	36	1128	44	5	.259	
Houston	55	107	4.56	162	3	11	541	31	1423.1	1493	794	721	173	48	540	40	1170	75	6	.270	
Colorado	64	98	5.22	162	0	7	575	36	1422.0	1637	890	824	198	47	566	61	1144	94	6	.290	
TOTALS	1280	1312	3.94	1296	59	168	7927	671	23070.1	22355	11037	10106	2481	759	7894	613	19715	818	77	.254	

CLUB FIELDING

CLUB	PCT	G	PO	A	E	TC	DP	TP	PB
Atlanta	.986	162	4336	1654	86	6076	147	0	10
Cincinnati	.985	162	4359	1602	89	6050	113	0	7
Arizona	.985	162	4301	1676	90	6067	146	0	9
Washington	.985	162	4405	1632	94	6131	134	0	15
Los Angeles	.984	162	4349	1669	98	6116	138	1	11
Milwaukee	.983	162	4361	1532	99	5992	133	0	5
Philadelphia	.983	162	4354	1560	101	6015	118	0	9
Miami	.983	162	4322	1649	103	6074	154	0	14
NEWYORK	.983	162	4302	1502	101	5905	135	0	32
St. Louis	.983	162	4388	1754	107	6249	149	0	9
Chicago	.982	162	4241	1583	105	5929	148	0	9
Pittsburgh	.982	162	4300	1656	112	6068	126	0	9
San Francisco	.981	162	4353	1639	115	6107	134	0	5
Houston	.981	162	4270	1729	118	6117	132	0	13
San Diego	.980	162	4304	1655	121	6080	97	0	18
Colorado	.980	162	4266	1718	122	6106	139	0	22
TOTALS	.983	1296	69211	26210	1661	97082	2143	1	197





2012 NATIONAL LEAGUE

MISCELLANEOUS/RANK BATTING/RANK PITCHING

CLUB RANK MISCELLANEOUS

CLUB	VS LHS	VS RHS	GRASS	ARTIF	DAY	NIGHT	I-RUN	X-INN	vs.AL	DOUBLEHEADERS			ATTENDANCE	
										W	L	S	HOME	ROAD
Arizona	32-31	49-50	81- 81	0- 0	24-24	57-57	15-27	3- 4	9- 6	0	0	0	2,177,617	2,615,678
Atlanta	30-31	64-37	92- 67	2- 1	28-18	66-50	25-13	7- 4	8-10	0	0	0	2,420,171	2,586,832
Chicago	18-26	43-75	61-101	0- 0	35-46	26-55	15-27	4- 6	5-10	0	0	0	2,882,756	2,631,341
Cincinnati	32-18	65-47	97- 65	0- 0	39-17	58-48	31-21	7- 7	7- 8	0	0	0	2,347,251	2,493,514
Colorado	15-35	49-63	64- 98	0- 0	16-37	48-61	18-23	5- 2	2-13	0	0	1	2,630,458	2,584,080
Houston	15-27	40-80	55-107	0- 0	15-32	40-75	17-27	1-11	6- 9	0	0	0	1,607,733	2,520,644
Los Angeles	36-26	50-50	86- 76	0- 0	28-19	58-57	29-27	8- 7	6- 9	0	0	1	3,324,246	2,611,207
Miami	24-29	45-64	68- 91	1- 2	22-32	47-61	26-26	12- 5	5-13	0	0	1	2,219,444	2,478,929
Milwaukee	26-21	57-58	83- 79	0- 0	25-35	58-44	24-32	7-11	6- 9	0	0	0	2,831,385	2,476,986
NEW YORK	21-38	53-50	70- 86	4- 2	33-26	41-62	20-22	3- 7	8- 7	0	1	0	2,242,803	2,731,369
Philadelphia	23-30	58-51	81- 78	0- 3	23-28	58-53	25-27	7-10	5-10	0	0	0	3,565,718	2,571,744
Pittsburgh	22-19	57-64	79- 83	0- 0	29-26	50-57	28-29	4- 2	10- 8	0	0	1	2,091,918	2,535,930
San Diego	24-31	52-55	76- 86	0- 0	26-26	50-60	26-21	4- 6	8- 7	0	0	0	2,123,721	2,545,222
San Francisco	40-19	54-49	94- 68	0- 0	32-32	62-36	30-20	8- 5	7- 8	1	0	0	3,377,371	2,631,177
St. Louis	31-17	57-57	88- 74	0- 0	33-24	55-50	21-26	6-12	8- 7	0	0	0	3,262,109	2,546,394
Washington	29-19	69-45	95- 64	3- 0	30-23	68-41	27-21	13- 7	10- 8	0	0	2	2,370,794	2,682,467

CLUB RANK BATTING

CLUB	GI																								OBP
	AVG	G	AB	R	OR	H	TB	2B	3B	HR	GS	RBI	SH	SF	HP	BB	IBB	SO	SB	CS	DP	LOB	SHOSLG		
Arizona	6	1	8	4	9	6	5	1	9	6	3	4	11	4	11	2	3	11	12	15	4	9	5	5	3
Atlanta	11	1	12	7	4	11	10	13	10	9	14	7	14	3	15	1	10	13	9	3	4	10	11	10	7
Chicago	15	1	15	14	14	15	14	12	8	12	6	15	16	16	9	15	15	7	11	12	13	1	15	14	16
Cincinnati	9	1	7	9	1	8	6	5	10	3	6	9	4	10	8	8	1	11	14	2	2	12	1	6	12
Colorado	1	1	3	3	16	1	1	2	2	5	1	3	3	7	13	14	13	5	10	9	14	6	6	2	2
Houston	16	1	16	16	15	16	16	16	12	10	6	16	13	14	3	12	16	16	6	13	8	3	12	16	15
Los Angeles	8	1	10	13	3	9	15	11	15	15	14	13	1	9	6	8	2	3	8	11	16	7	13	15	10
Miami	13	1	11	15	12	13	12	14	4	12	6	14	12	6	14	6	4	6	3	10	8	4	16	12	13
Milwaukee	5	1	5	1	13	5	2	4	4	1	2	1	2	12	1	11	12	9	1	7	7	5	6	1	5
NEWYORK	10	1	9	12	10	10	11	8	16	11	3	10	8	14	10	5	7	10	15	6	12	8	9	11	11
Philadelphia	7	1	6	8	8	7	7	10	12	8	6	8	5	7	2	13	9	1	5	1	8	12	2	7	9
Pittsburgh	14	1	14	10	7	14	9	15	6	4	6	11	10	4	7	16	14	15	16	16	1	2	13	9	14
San Diego	12	1	13	10	11	12	13	9	3	14	3	12	9	13	4	2	11	8	2	13	2	14	9	13	8
San Francisco	3	1	4	6	6	3	8	7	1	16	6	6	6	1	16	7	6	2	4	7	8	15	2	8	4
St. Louis	2	1	1	2	5	1	4	6	6	7	6	2	6	2	5	4	5	4	13	5	15	16	6	4	1
Washington	4	1	2	5	2	4	3	3	14	2	14	5	15	11	11	10	7	14	6	4	6	10	4	3	6

CLUB RANK PITCHING

CLUB	W	L	ERA	G	CG	SHO	REL	SV	IP	H	TBF	R	ER	HR	SH	SF	HB	BB	IBB	SO	WP	BK
Arizona	8	8	9	1	7	11	13	11	12	12	3	9	9	9	10	6	12	2	1	11	10	16
Atlanta	3	13	4	1	3	1	14	4	8	3	1	4	4	6	5	1	3	5	10	8	11	2
Chicago	15	2	14	1	14	11	9	16	16	10	10	14	14	14	2	12	16	16	9	15	5	10
Cincinnati	2	15	3	1	1	4	16	1	4	4	2	1	2	7	1	10	12	3	7	5	2	14
Colorado	14	3	16	1	15	15	1	13	15	16	16	16	16	16	16	14	7	15	14	14	16	12
Houston	16	1	15	1	10	5	2	15	14	15	14	15	15	13	12	10	9	14	10	13	15	12
Los Angeles	6	11	2	1	12	8	6	10	7	1	4	3	1	1	14	7	5	12	16	4	7	1
Miami	13	4	12	1	3	15	10	12	9	13	13	12	12	3	15	16	15	9	14	16	3	6
Milwaukee	7	10	13	1	15	11	5	6	3	14	15	13	13	12	4	3	1	11	2	1	13	10
NEW YORK	12	5	11	1	2	3	8	13	11	8	6	10	11	10	7	13	2	6	4	6	4	2
Philadelphia	8	8	7	1	3	5	15	8	5	9	5	8	8	15	3	2	4	1	7	2	1	2
Pittsburgh	10	7	8	1	12	8	10	5	13	6	7	7	7	8	10	9	5	8	5	12	6	2
San Diego	11	6	10	1	7	5	3	7	10	4	11	11	10	11	5	7	9	12	13	10	9	15
San Francisco	3	13	5	1	3	2	4	2	6	7	9	6	5	5	8	5	12	7	12	7	11	6
St. Louis	5	12	6	1	7	8	6	8	2	11	12	5	6	4	8	4	11	4	3	9	7	6
Washington	1	16	1	1	10	11	12	3	1	2	8	2	3	2	12	15	7	10	6	3	14	6



2012 AMERICAN LEAGUE BATTING DEPARTMENT LEADERS

BATTING AVERAGE			HOME RUNS			RUNS BATTED IN			MULTI-HIT GAMES		
330.....	Cabrera,M	DET	44.....	Cabrera,M	DET	139.....	Cabrera,M	DET	64.....	Cabrera,M	DET
326.....	Trout,M	LAA	43.....	Granderson,C	NY	128.....	Hamilton,J	TEX	64.....	Jeter,D	NY
321.....	Beltre,A	TEX	43.....	Hamilton,J	TEX	110.....	Encarnacio,E	TOR	60.....	Gordon,A	KC
319.....	Mauer,J	MIN	42.....	Encarnacio,E	TOR	110.....	Willingham,J	MIN	60.....	Cano,R	NY
316.....	Jeter,D	NY	41.....	Dunn,A	CWS	108.....	Fielder,P	DET	56.....	Trout,M	LAA
313.....	Fielder,P	DET	36.....	Beltre,A	TEX	107.....	Butler,B	KC	56.....	Rios,A	CWS
313.....	Hunter,T	LAA	35.....	Willingham,J	MIN	106.....	Granderson,C	NY	56.....	Beltre,A	TEX
313.....	Butler,B	KC	33.....	Davis,C	BAL	105.....	Pujols,A	LAA	55.....	Butler,B	KC
313.....	Cano,R	NY	33.....	Cano,R	NY	102.....	Beltre,A	TEX	54.....	Fielder,P	DET
304.....	Murphy,D	TEX	32.....	(03) PLAYERS	TIED	96.....	Dunn,A	CWS	54.....	Pujols,A	LAA
RUNS			HITS			TOTAL BASES			GRAND SLAMS		
129.....	Trout,M	LAA	216.....	Jeter,D	NY	377.....	Cabrera,M	DET	3.....	Swisher,N	NY
109.....	Cabrera,M	DET	205.....	Cabrera,M	DET	345.....	Cano,R	NY	2.....	Joyce,M	TB
105.....	Kinsler,I	TEX	196.....	Cano,R	NY	339.....	Beltre,A	TEX	2.....	Granderson,C	NY
105.....	Cano,R	NY	194.....	Beltre,A	TEX	327.....	Jones,A	BAL	2.....	Youkilis,K	CWS
103.....	Jackson,A	DET	192.....	Butler,B	KC	324.....	Hamilton,J	TEX	2.....	Cano,R	NY
103.....	Jones,A	BAL	189.....	Gordon,A	KC	315.....	Trout,M	LAA	2.....	Inge,B	OAK
103.....	Hamilton,J	TEX	186.....	Jones,A	BAL	313.....	Butler,B	KC	2.....	Cruz,N	TEX
102.....	Granderson,C	NY	184.....	Rios,A	CWS	313.....	Pujols,A	LAA	1.....	(32) PLAYERS	TIED
99.....	Jeter,D	NY	182.....	Trout,M	LAA	312.....	Rios,A	CWS			
95.....	Beltre,A	TEX	182.....	Fielder,P	DET	307.....	Fielder,P	DET			
DOUBLES			TRIPLES			STOLEN BASE			HITTING STREAKS		
51.....	Gordon,A	KC	10.....	Jackson,A	DET	49.....	Trout,M	LAA	23.....	Cano,R	NY
50.....	Pujols,A	LAA	9.....	Andrus,E	TEX	46.....	Davis,R	TOR	06/24 - 07/20	
48.....	Cano,R	NY	8.....	Trout,M	LAA	40.....	Revere,B	MIN	22.....	Brantley,M	CLE
45.....	Cruz,N	TEX	8.....	Weeks,J	OAK	39.....	Crisp,C	OAK	05/20 - 06/15	
43.....	Choo,S	CLE	8.....	Rios,A	CWS	35.....	Escobar,A	KC	21.....	Revere,B	MIN
42.....	Kinsler,I	TEX	7.....	Jennings,D	TB	31.....	Kipnis,J	CLE	07/16 - 08/07	
40.....	Cabrera,M	DET	7.....	Zobrist,B	TB	31.....	Jennings,D	TB	20.....	Jones,A	BAL
39.....	Pedroia,D	BOS	7.....	Escobar,A	KC	31.....	Upton,B	TB	05/10 - 05/29	
39.....	Zobrist,B	TB	7.....	Crisp,C	OAK	30.....	Dyson,J	KC	19.....	Jeter,D	NY
39.....	Jones,A	BAL	6.....	(04) PLAYERS	TIED	29.....	Suzuki,I	NY	09/04 - 09/25	
WALKS			ON BASE PERCENTAGE			SLUGGING PERCENTAGE			EXTRA-BASE HITS		
105.....	Dunn,A	CWS	416.....	Mauer,J	MIN	606.....	Cabrera,M	DET	84.....	Cabrera,M	DET
97.....	Zobrist,B	TB	412.....	Fielder,P	DET	577.....	Hamilton,J	TEX	82.....	Cano,R	NY
91.....	Santana,C	CLE	399.....	Trout,M	LAA	564.....	Trout,M	LAA	80.....	Pujols,A	LAA
90.....	Mauer,J	MIN	393.....	Cabrera,M	DET	561.....	Beltre,A	TEX	76.....	Hamilton,J	TEX
87.....	Pena,C	TB	384.....	Encarnacio,E	TOR	557.....	Encarnacio,E	TOR	74.....	Jones,A	BAL
85.....	Fielder,P	DET	380.....	Murphy,D	TEX	550.....	Cano,R	NY	71.....	Beltre,A	TEX
84.....	Encarnacio,E	TOR	379.....	Cano,R	NY	528.....	Fielder,P	DET	70.....	Gordon,A	KC
77.....	Swisher,N	NY	377.....	Jackson,A	DET	524.....	Willingham,J	MIN	70.....	Rios,A	CWS
76.....	Willingham,J	MIN	377.....	Zobrist,B	TB	516.....	Rios,A	CWS	69.....	Cruz,N	TEX
75.....	Granderson,C	NY	373.....	Choo,S	CLE	516.....	Pujols,A	LAA	66.....	(05) PLAYERS	TIED
OUTFIELD ASSISTS			HOME BATTING AVG			ROAD BATTING AVG			RISP BATTING AVG		
19.....	Francoeur,J	KC	346.....	Beltre,A	TEX	347.....	Jeter,D	NY	398.....	Gonzalez,A	BOS
17.....	Gordon,A	KC	342.....	Mauer,J	MIN	332.....	Trout,M	LAA	372.....	Mauer,J	MIN
15.....	Reddick,J	OAK	337.....	Fielder,P	DET	327.....	Cabrera,M	DET	367.....	Crisp,C	OAK
14.....	Hunter,T	LAA	335.....	Murphy,D	TEX	321.....	Cano,R	NY	356.....	Cabrera,M	DET
13.....	Viciedo,D	CWS	332.....	Cabrera,M	DET	319.....	Kendrick,H	LAA	350.....	Andrus,E	TEX
11.....	Bautista,J	TOR	332.....	Span,D	MIN	314.....	Hunter,T	LAA	348.....	Rios,A	CWS
10.....	Upton,B	TB	325.....	Konerko,P	CWS	310.....	Brantley,M	CLE	347.....	Murphy,D	TEX
9.....	(04) PLAYERS	TIED	324.....	Rios,A	CWS	303.....	Butler,B	KC	345.....	Cespedes,Y	OAK
			322.....	Butler,B	KC	297.....	Jackson,A	DET	344.....	Hunter,T	LAA
			319.....	Cespedes,Y	OAK	297.....	Zobrist,B	TB	338.....	Fielder,P	DET
DAY BATTING AVG			NIGHT BATTING AVG			VS RIGHTY AVG			VS LEFTY AVG		
343.....	Cano,R	NY	354.....	Cabrera,M	DET	359.....	Cano,R	NY	364.....	Jeter,D	NY
341.....	Konerko,P	CWS	343.....	Trout,M	LAA	346.....	Trout,M	LAA	350.....	Kinsler,I	TEX
327.....	Rios,A	CWS	335.....	Mauer,J	MIN	339.....	Beltre,A	TEX	350.....	Viciedo,D	CWS
325.....	Fielder,P	DET	325.....	Jeter,D	NY	336.....	Mauer,J	MIN	347.....	Murphy,D	TEX
318.....	Beltre,A	TEX	322.....	Beltre,A	TEX	335.....	Cabrera,M	DET	340.....	Hunter,T	LAA
315.....	Davis,C	BAL	321.....	Butler,B	KC	328.....	Fielder,P	DET	338.....	Carroll,J	MIN
314.....	Cespedes,Y	OAK	315.....	Hunter,T	LAA	327.....	Choo,S	CLE	336.....	Aybar,E	LAA
311.....	Hamilton,J	TEX	313.....	Revere,B	MIN	320.....	Gordon,A	KC	333.....	Young,M	TEX
309.....	Gonzalez,A	BOS	306.....	Fielder,P	DET	308.....	Rios,A	CWS	331.....	Butler,B	KC
308.....	Crisp,C	OAK	306.....	Jackson,A	DET	307.....	Konerko,P	CWS	323.....	Wieters,M	BAL





2012 AMERICAN LEAGUE BATTING DEPARTMENT LEADERS

CAUGHT STEALING

13.....Davis,R TOR
12.....De Aza,A CWS
10.....Andrus,E TEX
9.....Revere,B MIN
9.....Brantley,M CLE
9.....Jackson,A DET
9.....Zobrist,B TB
9.....Kinsler,I TEX
8.....Lawrie,B TOR
7.....(07) PLAYERS TIED

SACRIFICE BUNTS

17.....Andrus,E TEX
13.....Wilson,R LAA
9.....Weeks,J OAK
9.....Nix,J NYY
8.....Beckham,G CWS
8.....Getz,C KC
8.....Escobar,A KC
8.....Ryan,B SEA
8.....Rodriguez,S TB
8.....Podsednik,S BOS

SACRIFICE FLIES

12.....Teixeira,M NYY
10.....Morneau,J MIN
9.....Hamilton,J TEX
9.....Beltre,A TEX
8.....Santana,C CLE
8.....Upton,B TB
8.....Dumit,R MIN
7.....(07) PLAYERS TIED

STRIKEOUTS

222.....Dunn,A CWS
195.....Granderson,C NYY
182.....Pena,C TB
169.....Davis,C BAL
169.....Upton,B TB
162.....Hamilton,J TEX
159.....Reynolds,M BAL
159.....Johnson,K TOR
153.....Trumbo,M LAA
151.....Reddick,J OAK

GROUNDED INTO DP

28.....Cabrera,M DET
26.....Kendrick,H LAA
26.....Young,M TEX
24.....Jeter,D NYY
23.....Mauer,J MIN
22.....Cano,R NYY
21.....Escobar,Y TOR
21.....Santana,C CLE
21.....Hardy,J BAL
20.....(03) PLAYERS TIED

INTENTIONAL WALKS

18.....Fielder,P DET
17.....Cabrera,M DET
16.....Pujols,A LAA
13.....Hamilton,J TEX
13.....Ortiz,D BOS
12.....Brantley,M CLE
12.....Encarnacio,E TOR
10.....Mauer,J MIN
10.....Cano,R NYY
9.....(02) PLAYERS TIED

HIT BY PITCH

17.....Fielder,P DET
17.....Youkilis,K CWS
14.....Choo,S CLE
14.....Willingham,J MIN
13.....Jones,A BAL
13.....Pena,C TB
11.....Encarnacio,E TOR
10.....Gentry,C TEX
10.....Kinsler,I TEX
10.....Rodriguez,A NYY

AT-BATS

683.....Jeter,D NYY
663.....Hardy,J BAL
655.....Kinsler,I TEX
648.....Jones,A BAL
642.....Gordon,A KC
629.....Andrus,E TEX
629.....Suzuki,I NYY
627.....Cano,R NYY
622.....Cabrera,M DET
614.....Butler,B KC

HARDEST TO FAN (PLATE APP. PER SO)

10.9.....Brantley,M CLE
10.9.....Suzuki,I NYY
10.4.....Pedroia,D BOS
10.2.....Revere,B MIN
9.3.....Young,M TEX
9.2.....Span,D MIN
9.1.....Aybar,E LAA
8.8.....Pujols,A LAA
8.8.....Callaspo,A LAA
8.7.....Escobar,Y TOR

RBI RATIO (AT-BATS PER RBI)

4.4.....Hamilton,J TEX
4.5.....Cabrera,M DET
4.7.....Willingham,J MIN
4.9.....Encarnacio,E TOR
5.4.....Teixeira,M NYY
5.4.....Fielder,P DET
5.6.....Dunn,A CWS
5.6.....Granderson,C NYY
5.6.....Gonzalez,A BOS
5.7.....Trumbo,M LAA

HOME RUN RATIO (AT-BATS PER HOME RUN)

12.9.....Encarnacio,E TOR
13.1.....Hamilton,J TEX
13.1.....Dunn,A CWS
13.9.....Granderson,C NYY
14.1.....Cabrera,M DET
14.8.....Willingham,J MIN
15.6.....Davis,C BAL
16.8.....Beltre,A TEX
17.....Trumbo,M LAA
17.7.....Pierzynski,A CWS

HARDEST TO DOUBLE UP (AT-BATS PER GIDP)

524.0.....De Aza,A CWS
202.3.....Ackley,D SEA
140.8.....Moustakas,M KC
119.2.....Granderson,C NYY
90.3.....Encarnacio,E TOR
88.8.....Weeks,J OAK
85.3.....Aviles,M BOS
84.5.....Saunders,M SEA
83.6.....Cruz,N TEX
80.7.....Rasmus,C TOR

GAMES PLAYED

162.....Jones,A BAL
162.....Fielder,P DET
162.....Suzuki,I NYY
161.....Gordon,A KC
161.....Butler,B KC
161.....Cano,R NYY
161.....Cabrera,M DET
160.....Granderson,C NYY
160.....Pena,C TB
159.....(02) PLAYERS TIED



2012 AMERICAN LEAGUE PITCHING DEPARTMENT LEADERS

EARNED RUN AVERAGE

2.56Price,D	TB
2.64Verlander,J	DET
2.81Weaver,J	LAA
3.05Sale,C	CWS
3.06Hernandez,F	SEA
3.10Hellickson,J	TB
3.29Harrison,M	TEX
3.32Kuroda,H	NYN
3.37Peavy,J	CWS
3.38Sabathia,C	NYN

WINS

20Price,D	TB
20Weaver,J	LAA
18Harrison,M	TEX
17Sale,C	CWS
17Verlander,J	DET
16Darvish,Y	TEX
16Kuroda,H	NYN
16Scherzer,M	DET
16Hughes,P	NYN
15(02) PLAYERS	TIED

WINNING STREAKS

10Weaver,J	LAA
.....05/18 - 08/06		
9Hernandez,F	SEA
.....06/23 - 08/27		
8Sale,C	CWS
.....05/17 - 07/15		
8Jones,N	CWS
.....05/05 - 09/17		
8Price,D	TB
.....06/19 - 08/16		

SAVES

51Johnson,J	BAL
48Rodney,F	TB
42Soriano,R	NYN
39Perez,C	CLE
37Nathan,J	TEX
35Valverde,J	DET
29Reed,A	CWS
29Wilhelmsen,T	SEA
25Aceves,A	BOS
24Balfour,G	OAK

GAMES STARTED

34Masterson,J	CLE
34Wilson,C	LAA
34Chen,B	KC
33Kuroda,H	NYN
33Verlander,J	DET
33Vargas,J	SEA
33Lester,J	BOS
33Hernandez,F	SEA
33Shields,J	TB
32(07) PLAYERS	TIED

COMPLETE GAMES

6Verlander,J	DET
5Hernandez,F	SEA
4Harrison,M	TEX
4Peavy,J	CWS
3Kuroda,H	NYN
3Morrow,B	TOR
3Weaver,J	LAA
3Lester,J	BOS
3Shields,J	TB
2(08) PLAYERS	TIED

GAMES

80Logan,B	NYN
76Herrera,K	KC
76Rodney,F	TB
76Peralta,J	TB
75Balfour,G	OAK
74Thornton,M	CWS
73Crow,A	KC
73Wilhelmsen,T	SEA
73Benoit,J	DET
72(02) PLAYERS	TIED

INNINGS PITCHED

238.1Verlander,J	DET
232.0Hernandez,F	SEA
227.2Shields,J	TB
219.2Kuroda,H	NYN
219.0Peavy,J	CWS
217.1Vargas,J	SEA
213.1Harrison,M	TEX
211.0Price,D	TB
206.1Masterson,J	CLE
205.1Lester,J	BOS

STRIKEOUTS

239Verlander,J	DET
231Scherzer,M	DET
223Hernandez,F	SEA
223Shields,J	TB
221Darvish,Y	TEX
205Price,D	TB
197Sabathia,C	NYN
194Peavy,J	CWS
192Sale,C	CWS
175Moore,M	TB

WINNING PERCENTAGE

.800Price,D	TB (20-05)
.800Weaver,J	LAA (20-05)
.714Sabathia,C	NYN (15-06)
.696Scherzer,M	DET (16-07)
.680Sale,C	CWS (17-08)
.680Verlander,J	DET (17-08)
.640Darvish,Y	TEX (16-09)
.632Holland,D	TEX (12-07)
.621Harrison,M	TEX (18-11)
.619Parker,J	OAK (13-08)

SHUTOUTS

5Hernandez,F	SEA
3Morrow,B	TOR
2Kuroda,H	NYN
2Weaver,J	LAA
2Harrison,M	TEX
2Shields,J	TB
1(18) PLAYERS	TIED

OPPONENTS BATTING AVG AGAINST

.214Weaver,J	LAA
.217Verlander,J	DET
.220Darvish,Y	TEX
.226Price,D	TB
.234Peavy,J	CWS
.235Sale,C	CWS
.238Sabathia,C	NYN
.238Moore,M	TB
.239Wilson,C	LAA
.239Santana,E	LAA

HOME ERA

1.65Verlander,J	DET
1.81Price,D	TB
2.30Sale,C	CWS
2.44Weaver,J	LAA
2.61Parker,J	OAK
2.69Sabathia,C	NYN
2.72Kuroda,H	NYN
2.74Milone,T	OAK
2.74Vargas,J	SEA
2.78Hernandez,F	SEA

ROAD ERA

3.10Harrison,M	TEX
3.16Price,D	TB
3.20Lester,J	BOS
3.21Weaver,J	LAA
3.43Hernandez,F	SEA
3.57Verlander,J	DET
3.61Peavy,J	CWS
3.65Holland,D	TEX
3.77Sale,C	CWS
3.83Shields,J	TB

DAY ERA

1.94Verlander,J	DET
1.99Kuroda,H	NYN
2.07Hernandez,F	SEA
2.64Parker,J	OAK
2.79Sale,C	CWS
2.84Diamond,S	MIN
3.28Hellickson,J	TB
3.49Beavan,B	SEA
3.51Haren,D	LAA
3.68Peavy,J	CWS

NIGHT ERA

2.73Weaver,J	LAA
2.83Harrison,M	TEX
2.84Price,D	TB
3.01Hellickson,J	TB
3.02Shields,J	TB
3.09Sabathia,C	NYN
3.09Verlander,J	DET
3.14Milone,T	OAK
3.23Sale,C	CWS
3.26Peavy,J	CWS



2012 AMERICAN LEAGUE PITCHING CATEGORY LEADERS

HITS ALLOWED

226.....Porcello,R	DET
216.....Alvarez,H	TOR
216.....Lester,J	BOS
215.....Chen,B	KC
212.....Masterson,J	CLE
210.....Harrison,M	TEX
209.....Hernandez,F	SEA
208.....Shields,J	TB
207.....Milone,T	OAK
205.....Kuroda,H	NYN

LOSSES

17.....Jimenez,U	CLE
16.....Hochevar,L	KC
15.....Masterson,J	CLE
14.....Alvarez,H	TOR
14.....Romero,R	TOR
14.....Lester,J	BOS
14.....Chen,B	KC
13.....Hughes,P	NYN
13.....Haren,D	LAA
13.....Santana,E	LAA

HOME RUNS ALLOWED

39.....Santana,E	LAA
35.....Hughes,P	NYN
35.....Vargas,J	SEA
33.....Chen,B	KC
32.....Holland,D	TEX
32.....Hunter,T	BAL
29.....Chen,W	BAL
29.....Alvarez,H	TOR
28.....Nova,I	NYN
28.....Haren,D	LAA

FEWEST WALKS PER 9 INN

1.6.....Diamond,S	MIN
1.7.....Milone,T	OAK
1.9.....Haren,D	LAA
2.0.....Sabathia,C	NYN
2.0.....Peavy,J	CWS
2.1.....Kuroda,H	NYN
2.1.....Weaver,J	LAA
2.2.....Hughes,P	NYN
2.2.....Hernandez,F	SEA
2.2.....Chen,B	KC

WILD PITCHES

16.....Jimenez,U	CLE
14.....Masterson,J	CLE
13.....Kuroda,H	NYN
13.....Hernandez,F	SEA
11.....Liriano,F	CWS
10.....Diamond,S	MIN
10.....Parker,J	OAK
10.....Quintana,J	CWS
10.....Garcia,F	NYN
9.....(02) PLAYERS	TIED

HIT BATSMEN

14.....Floyd,G	CWS
13.....Masterson,J	CLE
13.....Hochevar,L	KC
12.....Buchholz,C	BOS
12.....Hernandez,F	SEA
11.....Shields,J	TB
11.....Mendoza,L	KC
10.....(05) PLAYERS	TIED

EARNED RUNS

118.....Hochevar,L	KC
116.....Romero,R	TOR
113.....Masterson,J	CLE
110.....Lester,J	BOS
108.....Chen,B	KC
106.....Jimenez,U	CLE
102.....Santana,E	LAA
101.....Alvarez,H	TOR
96.....Buchholz,C	BOS
95.....Nova,I	NYN

STRIKEOUTS PER 9 INNINGS

11.1.....Scherzer,M	DET
10.4.....Darvish,Y	TEX
9.0.....Verlander,J	DET
9.0.....Sale,C	CWS
8.9.....Moore,M	TB
8.9.....Sabathia,C	NYN
8.8.....Shields,J	TB
8.7.....Price,D	TB
8.7.....Hernandez,F	SEA
8.1.....Nova,I	NYN

BALKS

5.....Morales,F	BOS
3.....Blackley,T	OAK
2.....(17) PLAYERS	TIED

WALKS

105.....Romero,R	TOR
95.....Jimenez,U	CLE
91.....Wilson,C	LAA
89.....Darvish,Y	TEX
88.....Masterson,J	CLE
87.....Liriano,F	CWS
81.....Moore,M	TB
71.....Doubront,F	BOS
68.....Lester,J	BOS
64.....Buchholz,C	BOS

RUNS ALLOWED

127.....Hochevar,L	KC
122.....Masterson,J	CLE
122.....Romero,R	TOR
117.....Lester,J	BOS
116.....Jimenez,U	CLE
114.....Chen,B	KC
110.....Alvarez,H	TOR
109.....Santana,E	LAA
104.....Buchholz,C	BOS
103.....Shields,J	TB

OPPONENTS BATTING AVERAGE AGAINST

.214.....Weaver,J	LAA
.217.....Verlander,J	DET
.220.....Darvish,Y	TEX
.226.....Price,D	TB
.234.....Peavy,J	CWS
.235.....Sale,C	CWS
.238.....Sabathia,C	NYN
.238.....Moore,M	TB
.239.....Wilson,C	LAA
.239.....Santana,E	LAA

GAMES FINISHED

67.....Valverde,J	DET
65.....Rodney,F	TB
63.....Johnson,J	BAL
62.....Nathan,J	TEX
55.....Aceves,A	BOS
54.....Soriano,R	NYN
53.....Perez,C	CLE
48.....Wilhelmsen,T	SEA
47.....Janssen,C	TOR
46.....Frieri,E	LAA



2012 AMERICAN LEAGUE ROOKIE BATTING DEPARTMENT LEADERS

BATTING AVERAGE		HOME RUNS		RUNS BATTED IN		MULTI-HIT GAMES	
.326.....	Trout,M LAA	30.....	Trout,M LAA	83.....	Trout,M LAA	56.....	Trout,M LAA
.292.....	Cespedes,Y OAK	23.....	Cespedes,Y OAK	82.....	Cespedes,Y OAK	40.....	Cespedes,Y OAK
.288.....	Middlebroo,W BOS	16.....	Carter,C OAK	62.....	Montero,J SEA	37.....	Montero,J SEA
.260.....	Montero,J SEA	15.....	Montero,J SEA	54.....	Middlebroo,W BOS	21.....	Middlebroo,W BOS
.258.....	Berry,Q DET	15.....	Middlebroo,W BOS	39.....	Carter,C OAK	17.....	Machado,M BAL
.241.....	Donaldson,J OAK	9.....	Donaldson,J OAK	34.....	Norris,D OAK	17.....	Dozier,B MIN
.239.....	Carter,C OAK	7.....	Machado,M BAL	33.....	Dozier,B MIN	17.....	Donaldson,J OAK
.234.....	Dozier,B MIN	7.....	Norris,D OAK	33.....	Donaldson,J OAK	15.....	Berry,Q DET
		6.....	(03) PLAYERS TIED	29.....	Berry,Q DET	12.....	Cooper,D TOR
				26.....	Machado,M BAL	11.....	(02) PLAYERS TIED
RUNS		HITS		TOTAL BASES		GRAND SLAMS	
129.....	Trout,M LAA	182.....	Trout,M LAA	315.....	Trout,M LAA	1.....	Middlebroo,W BOS
70.....	Cespedes,Y OAK	142.....	Cespedes,Y OAK	246.....	Cespedes,Y OAK	1.....	Liddi,A SEA
46.....	Montero,J SEA	134.....	Montero,J SEA	199.....	Montero,J SEA	1.....	Flaherty,R BAL
44.....	Berry,Q DET	77.....	Middlebroo,W BOS	136.....	Middlebroo,W BOS		
38.....	Carter,C OAK	75.....	Berry,Q DET	112.....	Carter,C OAK		
34.....	Middlebroo,W BOS	74.....	Dozier,B MIN	109.....	Donaldson,J OAK		
34.....	Donaldson,J OAK	66.....	Donaldson,J OAK	105.....	Dozier,B MIN		
33.....	Dozier,B MIN	52.....	Carter,C OAK	103.....	Berry,Q DET		
25.....	Gose,A TOR	50.....	Machado,M BAL	85.....	Machado,M BAL		
24.....	Machado,M BAL	44.....	Parmelee,C MIN	73.....	(02) PLAYERS TIED		
DOUBLES		TRIPLES		STOLEN BASES		HITTING STREAKS	
27.....	Trout,M LAA	8.....	Trout,M LAA	49.....	Trout,M LAA	12.....	Trout,M LAA
25.....	Cespedes,Y OAK	6.....	Berry,Q DET	21.....	Mastroiann,D MIN	07/08 - 07/23
20.....	Montero,J SEA	5.....	Cespedes,Y OAK	21.....	Berry,Q DET	11.....	Trout,M LAA
16.....	Donaldson,J OAK	3.....	Machado,M BAL	16.....	Cespedes,Y OAK	06/17 - 06/29
14.....	Middlebroo,W BOS	3.....	Gose,A TOR	15.....	Gose,A TOR	10.....	Hechavarri,A TOR
12.....	Carter,C OAK	2.....	Martin,L TEX	9.....	Dozier,B MIN	09/16 - 09/29
11.....	Dozier,B MIN	2.....	Mastroiann,D MIN	6.....	Avery,X BAL	9.....	(05) STREAKS TIED
11.....	Cooper,D TOR	2.....	Parmelee,C MIN	6.....	Thompson,R TB		
10.....	(03) PLAYERS TIE D	2.....	Florimon,J P MIN	5.....	Norris,D OAK		
		2.....	Gomez,M BOS	4.....	(02) PLAYERS TIED		
WALKS		ON BASE PERCENTAGE		SLUGGING PERCENTAGE		EXTRA-BASE HITS	
67.....	Trout,M LAA	.399.....	Trout,M LAA	.564.....	Trout,M LAA	65.....	Trout,M LAA
43.....	Cespedes,Y OAK	.356.....	Cespedes,Y OAK	.514.....	Carter,C OAK	53.....	Cespedes,Y OAK
39.....	Carter,C OAK	.350.....	Carter,C OAK	.509.....	Middlebroo,W BOS	35.....	Montero,J SEA
29.....	Montero,J SEA	.330.....	Berry,Q DET	.505.....	Cespedes,Y OAK	29.....	Middlebroo,W BOS
25.....	Berry,Q DET	.325.....	Middlebroo,W BOS	.398.....	Donaldson,J OAK	28.....	Carter,C OAK
24.....	Lobaton,J TB	.298.....	Montero,J SEA	.386.....	Montero,J SEA	25.....	Donaldson,J OAK
21.....	Norris,D OAK	.289.....	Donaldson,J OAK	.354.....	Berry,Q DET	18.....	Machado,M BAL
18.....	Mastroiann,D MIN	.271.....	Dozier,B MIN	.332.....	Dozier,B MIN	18.....	Dozier,B MIN
17.....	Gose,A TOR					18.....	Berry,Q DET
16.....	Dozier,B MIN					17.....	Parmelee,C MIN
OUTFIELD ASSISTS							
9.....	Cespedes,Y OAK						
3.....	Trout,M LAA						
3.....	Sierra,M TOR						
3.....	Cowgill,C OAK						
2.....	Mastroiann,D MIN						
2.....	Gose,A TOR						
2.....	Berry,Q DET						
1.....	(08) PLAYERS TIED						





2012 AMERICAN LEAGUE

ROOKIE PITCHING DEPARTMENT LEADERS

EARNED RUN AVG

2.35	Herrera,K	KC
3.06	Griffin,A	OAK
3.16	Iwakuma,H	SEA
3.25	Gonzalez,M	BAL
3.34	Phelps,D	NYN
3.47	Parker,J	OAK
3.54	Diamond,S	MIN
3.74	Milone,T	OAK
3.76	Quintana,J	CWS
3.81	Moore,M	TB

WINS

16	Darvish,Y	TEX
13	Milone,T	OAK
13	Parker,J	OAK
12	Chen,W	BAL
12	Diamond,S	MIN
11	Moore,M	TB
9	Iwakuma,H	SEA
9	Gonzalez,M	BAL
8	Jones,N	CWS
7	Griffin,A	OAK

WINNING STREAKS

8	Jones,N	CWS
.....05/05 - 09/17		
6	Ross,R	TEX
.....04/14 - 06/10		
6	Griffin,A	OAK
.....07/13 - 09/12		
4	(11) STREAKS	TIED

SAVES

29	Reed,A	CWS
14	Cook,R	OAK
4	Santiago,H	CWS
3	Herrera,K	KC
2	Iwakuma,H	SEA
2	Luetge,L	SEA
1	(07) PLAYERS	TIED

GAMES STARTED

32	Chen,W	BAL
31	Milone,T	OAK
31	Moore,M	TB
29	Darvish,Y	TEX
29	Parker,J	OAK
27	Diamond,S	MIN
22	Quintana,J	CWS
22	McAllister,Z	CLE
18	Smyly,D	DET
16	(04) PLAYERS	TIED

COMPLETE GAMES

1	Milone,T	OAK
1	Diamond,S	MIN
1	Hendriks,L	MIN

GAMES

76	Herrera,K	KC
71	Cook,R	OAK
65	Jones,N	CWS
63	Luetge,L	SEA
62	Reed,A	CWS
61	Delabar,S	TOR
59	Eppley,C	NYN
58	Ross,R	TEX
44	Doolittle,S	OAK
42	Santiago,H	CWS

INNINGS PITCHED

192.2	Chen,W	BAL
191.1	Darvish,Y	TEX
190.0	Milone,T	OAK
181.1	Parker,J	OAK
177.1	Moore,M	TB
173.0	Diamond,S	MIN
136.1	Quintana,J	CWS
125.1	Iwakuma,H	SEA
125.1	McAllister,Z	CLE
105.1	Gonzalez,M	BAL

STRIKEOUTS

221	Darvish,Y	TEX
175	Moore,M	TB
154	Chen,W	BAL
140	Parker,J	OAK
137	Milone,T	OAK
110	McAllister,Z	CLE
101	Iwakuma,H	SEA
96	Phelps,D	NYN
94	Smyly,D	DET
92	Delabar,S	TOR

WINNING PERCENTAGE

.640	Darvish,Y	TEX (16-09)
.619	Parker,J	OAK (13-08)
.571	Diamond,S	MIN (12-09)
.565	Milone,T	OAK (13-10)
.522	Chen,W	BAL (12-11)
.500	Moore,M	TB (11-11)
.400	Smith,W	KC (06-09)

SHUTOUTS

1	Diamond,S	MIN
---------	-----------	-----

OPPONENTS BATTING AVG AGAINST

.220	Darvish,Y	TEX
.223	Phelps,D	NYN
.235	Gonzalez,M	BAL
.236	Griffin,A	OAK
.238	Blackley,T	OAK
.238	Moore,M	TB
.247	Smyly,D	DET
.248	Parker,J	OAK
.248	Iwakuma,H	SEA
.250	Herrera,K	KC



2012 AMERICAN LEAGUE BATTING/PITCHING/FIELDING

CLUB BATTING

CLUB	AVG	G	AB	R	OR	H	TB	2B	3B	HR	GS	RBI	SH	SF	HP	BB	IBB	SO	SB	CS	DP	GI				
																						LOB	SHO	SLG	OBP	
Texas	.283	162	5659	855	677	1599	2603	310	32	210	5	807	39	49	39	475	35	930	143	45	135	1126	8	.460	.340	
Boston	.280	162	5710	875	737	1600	2631	352	35	203	3	842	22	50	50	578	52	1108	102	42	136	1190	11	.461	.349	
Detroit	.277	162	5563	787	711	1540	2412	297	34	169	3	750	50	58	39	521	47	1143	49	20	142	1165	5	.434	.340	
Kansas City	.275	162	5672	730	762	1560	2354	325	41	129	1	705	55	57	39	442	37	1006	153	58	121	1156	8	.415	.329	
New York	.263	162	5518	867	657	1452	2451	267	33	222	10	836	36	51	74	627	34	1138	147	46	146	1114	8	.444	.343	
Baltimore	.257	162	5585	708	860	1434	2306	273	13	191	3	684	24	43	52	452	24	1120	81	25	154	1069	7	.413	.316	
Los Angeles	.253	162	5513	667	633	1394	2216	289	34	155	2	629	50	32	51	442	33	1086	135	52	126	1051	11	.402	.313	
Chicago	.252	162	5502	654	706	1387	2133	252	16	154	3	625	52	46	84	475	31	989	81	53	125	1126	10	.388	.319	
Cleveland	.250	162	5509	704	760	1380	2184	290	26	154	2	671	31	43	65	494	30	1269	89	42	111	1075	13	.396	.317	
Toronto	.249	162	5559	743	761	1384	2295	285	34	186	5	704	31	47	48	525	41	1184	131	52	108	1090	8	.413	.317	
Minnesota	.247	162	5487	619	804	1357	1975	259	25	103	2	572	31	25	37	440	24	1048	92	39	115	1080	13	.360	.306	
Oakland	.244	162	5452	645	679	1330	2010	280	29	114	2	612	34	57	50	509	20	1094	117	43	119	1106	15	.369	.311	
Tampa Bay	.244	162	5436	707	614	1324	2187	273	37	172	2	674	37	35	73	571	31	1193	155	62	101	1118	15	.402	.322	
Seattle	.233	162	5421	556	675	1263	1887	253	22	109	3	534	38	41	37	435	33	1280	125	40	82	1083	16	.348	.292	
TOTALS	.255		77437		9980		31826		369		47		455		725		421		1501		1774		130		.320	
		1134		10088		19780		3808		2500		9629		595		6896		16618		501		15215		.411		

CLUB PITCHING

CLUB	W	L	ERA	G	CG	SHO	REL	SV	IP	H	R	ER	HR	HB	BB	IBB	SO	WP	BK	AVG
Tampa Bay	90	72	3.19	162	7	15	471	50	1459.2	1233	577	518	139	54	469	35	1383	59	4	.228
Oakland	94	68	3.48	162	1	13	462	47	1470.0	1360	614	569	147	46	462	34	1136	40	5	.245
Detroit	88	74	3.75	162	9	8	420	40	1430.2	1409	670	596	151	42	438	35	1318	46	6	.256
Seattle	75	87	3.76	162	8	11	451	43	1456.2	1359	651	608	166	49	449	39	1166	61	5	.248
New York	95	67	3.85	162	6	9	485	51	1445.1	1401	668	618	190	49	431	32	1318	53	9	.253
Baltimore	93	69	3.90	162	1	10	492	55	1483.0	1433	705	642	184	53	481	36	1177	34	6	.252
Texas	93	69	3.99	162	7	10	428	43	1442.0	1378	707	639	175	41	446	15	1286	53	8	.250
Los Angeles	89	73	4.02	162	6	16	444	38	1433.1	1339	699	640	186	40	483	20	1157	38	2	.246
Chicago	85	77	4.02	162	6	11	466	37	1445.2	1365	676	646	186	68	503	29	1246	66	9	.250
Kansas City	72	90	4.30	162	2	12	500	44	1451.1	1504	746	693	163	60	542	44	1177	49	8	.270
Toronto	73	89	4.64	162	5	11	495	29	1443.2	1439	784	745	204	55	574	20	1142	56	7	.261
Boston	69	93	4.70	162	6	4	489	35	1443.0	1449	806	754	190	66	529	33	1176	42	11	.262
Minnesota	66	96	4.77	162	3	6	499	35	1438.2	1536	832	762	198	57	465	43	943	60	2	.274
Cleveland	68	94	4.78	162	2	6	493	43	1442.0	1503	845	766	174	55	543	27	1086	67	6	.268
TOTALS	1280	1312	3.94	1296	59	168	7927	671	23070.1	22355	11037	10106	2481	759	7894	613	19715	818	77	.254

CLUB FIELDING

CLUB	PCT	G	PO	A	E	TC	DP	TP	PB
Chicago	.988	162	4337	1578	70	5985	154	0	9
Seattle	.988	162	4370	1570	72	6012	155	0	20
New York	.987	162	4336	1471	74	5881	135	0	17
Texas	.986	162	4326	1496	85	5907	136	0	13
Cleveland	.984	162	4326	1665	96	6087	157	0	13
Toronto	.984	162	4331	1737	101	6169	167	1	15
Los Angeles	.984	162	4300	1578	98	5976	141	0	11
Boston	.983	162	4329	1687	101	6117	159	0	11
Detroit	.983	162	4292	1481	99	5872	127	0	14
Baltimore	.983	162	4449	1680	106	6235	151	0	10
Minnesota	.983	162	4316	1785	107	6208	188	0	8
Oakland	.982	162	4410	1568	111	6089	135	1	12
Kansas City	.981	162	4354	1624	113	6091	171	0	11
Tampa Bay	.981	162	4379	1641	114	6134	155	0	6
Totals	.984	1134	60855	22561	1347	84763	2131	2	170





2012 AMERICAN LEAGUE

MISCELLANEOUS/RANK BATTING/RANK PITCHING

CLUB RANK MISCELLANEOUS

CLUB	VS LHS	VS RHS	GRASS	ARTIF	DAY	NIGHT	I-RUN	X-INN	vs.AL	W	L	S	ATTENDANCE	
													HOME	ROAD
Baltimore	20-27	49-66	60-84	9-9	20-28	49-65	22-22	8-8	7-11	0	0	1	1,755,461	2,253,369
Boston	33-22	57-50	82-62	8-10	30-20	60-52	19-19	6-5	10-8	0	0	0	3,054,001	2,591,963
Chicago	24-22	55-61	77-77	2-6	28-27	51-56	24-25	7-11	11-7	0	0	0	2,001,117	2,369,763
Cleveland	23-26	57-56	77-79	3-3	21-31	59-51	30-26	6-8	11-7	0	0	0	1,840,835	2,484,360
Detroit	31-20	64-47	89-65	6-2	38-23	57-44	29-17	6-3	7-11	0	0	0	2,642,045	2,237,967
Kansas City	16-26	55-65	69-86	2-5	23-26	48-65	25-32	10-8	5-13	0	0	0	1,724,450	2,369,887
Los Angeles	32-28	54-48	79-71	7-5	28-21	58-55	27-31	8-13	13-5	0	0	1	3,166,321	2,116,193
Minnesota	21-26	42-73	61-94	2-5	24-36	39-63	27-32	6-4	8-10	0	0	0	3,168,107	2,344,923
New York	35-17	62-48	90-54	7-11	44-12	53-53	21-24	4-12	13-5	0	0	0	3,653,680	2,691,486
Oakland	25-29	49-59	69-84	5-4	32-31	42-57	20-25	8-11	8-10	0	0	1	1,476,791	2,468,614
Seattle	13-28	54-67	67-89	0-6	17-32	50-63	26-28	6-5	9-9	0	0	0	1,896,321	2,257,736
Tampa Bay	31-19	60-52	38-34	53-37	34-24	57-47	26-18	9-5	12-6	0	0	0	1,529,188	2,296,632
Texas	26-21	70-45	92-61	4-5	26-22	70-44	19-24	4-5	9-9	0	0	1	2,946,949	2,293,970
Toronto	23-19	58-62	36-36	45-45	26-34	55-47	29-28	13-4	8-10	0	0	0	1,818,103	2,240,174

CLUB RANK BATTING

CLUB	AVG	G	AB	R	OR	H	TB	2B	3B	HR	GS	RBI	SH	SF	HP	BB	IBB	SO	SB	CS	GI					
																					DP	LOB	SHOSLG	OBP		
Baltimore	6	1	4	7	14	6	6	9	14	4	4	7	13	9	5	10	12	8	12	2	14	2	2	6	10	
Boston	2	1	1	1	9	1	1	1	3	3	4	1	14	5	7	2	1	7	9	5	11	14	8	1	1	
Chicago	8	1	10	11	7	8	11	14	13	9	4	11	2	8	1	8	9	2	12	12	8	10	7	11	7	
Cleveland	9	1	9	9	10	10	10	5	10	9	9	9	10	9	4	7	11	13	11	5	4	3	10	10	8	
Detroit	3	1	5	4	8	4	4	4	7	4	4	3	1	10	5	2	10	14	1	12	13	1	4	4	3	
Kansas City	4	1	2	6	12	3	5	2	1	11	14	5	1	2	10	11	4	3	2	13	7	12	3	5	5	
Los Angeles	7	1	8	10	2	7	8	6	4	8	9	10	3	13	6	11	7	5	5	10	9	1	8	9	11	
Minnesota	11	1	11	13	13	11	13	12	11	14	9	13	10	14	13	13	12	4	10	3	5	4	10	13	13	
New York	5	1	7	2	3	5	3	11	7	1	1	2	8	4	2	1	6	9	3	9	13	8	3	3	2	
Oakland	12	1	12	12	6	12	12	8	9	12	9	12	9	2	7	6	14	6	8	7	6	7	12	12	12	
Seattle	14	1	14	14	4	14	14	13	12	13	4	14	6	11	13	14	7	14	7	4	1	5	14	14	14	
Tampa Bay	13	1	13	8	1	13	9	9	2	6	9	8	7	12	3	3	9	12	1	14	2	9	12	8	6	
Texas	1	1	3	3	5	2	2	3	8	2	2	3	5	6	10	8	5	1	4	8	10	10	3	2	4	
Toronto	10	1	6	5	11	9	7	7	4	5	2	6	10	7	9	4	3	11	6	10	3	6	3	7	9	

CLUB RANK PITCHING

CLUB	W	L	ERA	G	CG	SHO	REL	SV	IP	H	TBF	R	ER	HR	SH	SF	HB	BB	IBB	SO	WP	BK
Baltimore	12	3	14	1	11	12	2	12	10	14	14	14	14	14	8	8	4	11	11	12	1	6
Boston	5	10	9	1	12	4	7	10	5	3	11	9	9	8	9	6	14	12	1	3	9	13
Chicago	9	6	8	1	7	2	12	3	2	10	7	7	8	4	10	10	3	2	14	2	7	6
Cleveland	8	7	10	1	12	14	1	7	6	11	10	10	10	7	4	8	12	4	6	13	2	1
Detroit	3	12	7	1	10	2	9	1	12	7	4	8	7	5	5	10	8	7	6	8	12	9
Kansas City	11	4	12	1	12	13	10	9	7	12	12	12	12	11	14	12	10	14	11	10	12	13
Los Angeles	6	9	1	1	2	7	13	4	1	6	5	2	2	2	13	3	1	5	6	11	7	6
Minnesota	14	1	13	1	5	10	6	12	14	13	8	13	13	9	11	14	9	6	9	14	5	9
New York	1	14	4	1	9	10	4	2	4	8	9	3	4	6	5	13	10	9	13	1	10	1
Oakland	10	5	3	1	7	6	5	4	9	5	6	6	3	1	12	3	2	10	3	6	6	1
Seattle	13	2	6	1	2	8	14	4	13	4	2	4	6	3	2	3	7	1	4	9	11	11
Tampa Bay	4	11	2	1	1	4	8	12	8	1	1	1	1	9	1	2	5	8	10	7	4	1
Texas	2	13	5	1	4	1	11	7	11	2	3	5	5	12	5	1	5	3	2	4	3	11
Toronto	7	8	11	1	5	8	3	11	3	9	13	11	11	13	3	7	13	12	5	5	14	1

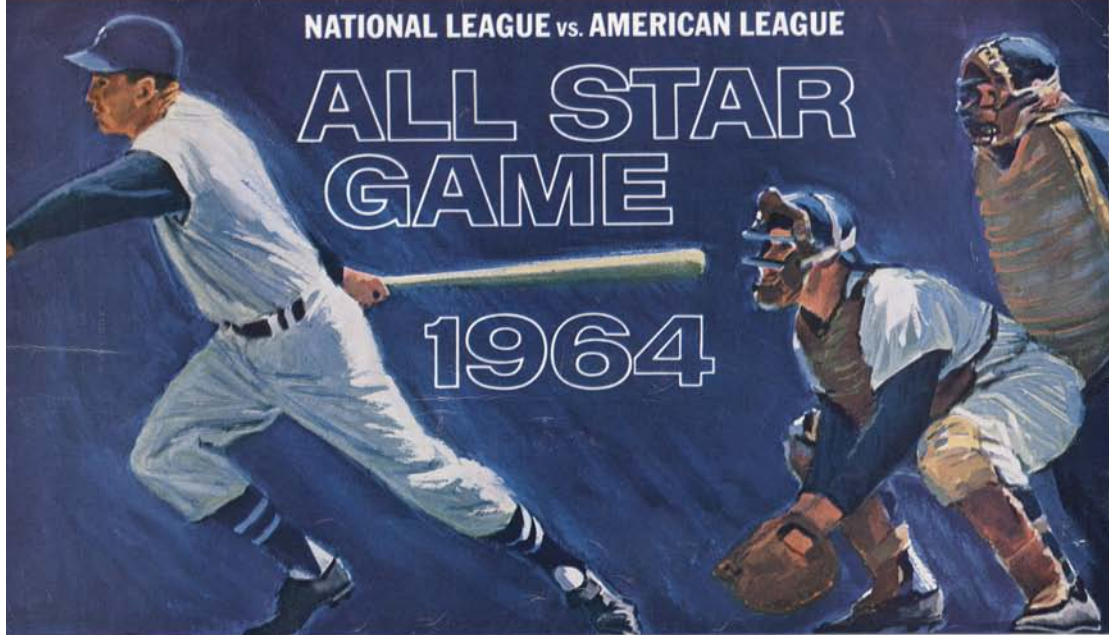
HISTORY



NATIONAL LEAGUE vs. AMERICAN LEAGUE

ALL STAR GAME

1964



SHEA STADIUM, NEW YORK




OFFICIAL
PROGRAM
50 CENTS



1964 ALL-STAR GAME

The National League posted its seventh straight All-Star Game victory with a 7-4 win over the American League on July 7, 1964 at Shea Stadium. The Mets lone All-Star Game ended in dramatic fashion as Philadelphia's Johnny Callison stroked a three-run, walk-off home run in the bottom off the ninth inning off Boston's Dick Radatz to cap a four-run frame for the NL. San Francisco's Willie Mays started the ninth inning rally with a walk and stolen base. He scored on an infield single by teammate Orlando Cepeda's infield single and error by Yankees' first baseman Joe Pepitone. The Cardinals' Curt Flood ran for Cepeda and Cincinnati's Johnny Edwards followed with a walk. Two outs later, Callison sent National League fans home happy. Ron Hunt became the first Met to start an All-Star Game with his appearance at second base. Hunt went 1-3 with a single. The AL jumped out on top 1-0 in the first inning on a RBI single by Minnesota's Harmon Killebrew off Los Angeles' Don Drysdale. The Cubs' Billy Williams and St. Louis' Ken Boyer each belted solo home runs in the bottom of the fourth off Kansas City's John Wyatt to give the National League a 2-1 lead. The NL extended its lead to 3-1 in the fifth when Pittsburgh's Roberto Clemente singled and scored from first on a two-out double by the Cardinals' Dick Groat. The American League tied the contest up 3-3 in the sixth when the Yankees' Mickey Mantle and Killebrew opened the frame with singles. One out later, Baltimore's Brooks Robinson tripled both runs home as Mays just missed what would have been a spectacular diving catch. The AL retook a one run lead in the seventh inning. The Yankees' Elston Howard was hit by a pitch and Kansas City's Rocky Colavito laced a pinch-hit double to put runners at second and third. The Angels' Jim Fregosi lofted a sacrifice fly to center to score Howard. Boyer finished 2-4 for the NL while Killebrew was 3-4 and Robinson went 2-4 for the AL.



	1	2	3	4	5	6	7	8	9	R	H	E
AMERICAN LEAGUE	1	0	0	0	0	2	1	0	0	4	9	1
NATIONAL LEAGUE	0	0	0	2	1	0	0	0	4	7	8	0

AMERICAN LEAGUE

	AB	R	H	RBI	BB	SO	PO	A
Fregosi, ss	4	1	1	1	0	1	4	1
Oliva, rf	4	0	0	0	0	1	0	0
Radatz, p	1	0	0	0	0	1	0	0
Mantle, cf	4	1	1	0	0	2	2	0
Hall, cf	0	0	0	0	0	0	0	0
Killebrew, lf	4	1	3	1	0	0	0	0
Hinton, lf	0	0	0	0	0	0	0	0
Allison, lb	3	0	0	0	1	2	9	0
Pepitone, pr/lb	0	0	0	0	0	0	1	0
Robinson, 3b	4	0	2	2	0	0	1	2
Richardson, 2b	4	0	1	0	0	1	0	4
Howard, c	3	1	0	0	0	2	9	0
Chance, p	1	0	0	0	0	0	0	1
Wyatt, p	0	0	0	0	0	0	0	1
Siebern, ph	1	0	0	0	0	0	0	0
Pascual, p	0	0	0	0	0	0	0	1
Colavito, ph/rf	2	0	1	0	0	0	0	0
TOTALS	35	4	9	4	1	10	26	10

E: Pepitone (1). 2B: Colavito (1 off Farrell). 3B: Robinson (1 off Short). SF: Fregosi (1 off Farrell). HBP: Howard (1 by Farrell)

NATIONAL LEAGUE

	AB	R	H	RBI	BB	SO	PO	A
Clemente, rf	3	1	1	0	0	1	1	0
Short, p	0	0	0	0	0	0	0	1
Farrell, p	0	0	0	0	0	0	0	0
White, ph	1	0	0	0	0	1	0	0
Marichal, p	0	0	0	0	0	0	0	0
Groat, ss	3	0	1	1	0	1	0	0
Cardenas, pr/ss	1	0	0	0	0	1	1	0
Williams, lf	4	1	1	1	0	0	1	0
Mays, cf	3	1	0	0	1	0	7	0
Cepeda, lb	4	0	1	0	0	0	5	1
Flood, pr	0	1	0	0	0	0	0	0
Boyer, 3b	4	1	2	1	0	1	0	2
Torre, c	2	0	0	0	0	0	5	0
Edwards, c	1	1	0	0	1	1	5	0
Hunt, 2b	3	0	1	0	0	1	1	0
Aaron, ph	1	0	0	0	0	1	0	0
Drysdale, p	0	0	0	0	0	0	1	2
Stargell, ph	1	0	0	0	0	0	0	0
Bunning, p	0	0	0	0	0	0	0	0
Callison, ph/rf	3	1	1	3	0	0	0	0
TOTALS	34	7	8	6	2	8	27	6

PB: Torre (1). 2B: Groat (1 off Pascual). HR: Williams (1-4th inning off Wyatt); Boyer (1-4th inning off Wyatt); Callison (1-9th inning off Radatz). IBB: Edwards (1 by Radatz). SB: Mays (1)

AMERICAN LEAGUE	IP	H	HR	R	ER	BB	K	NATIONAL LEAGUE	IP	H	HR	R	ER	BB	K
Chance	3.0	2	0	0	0	0	2	Drysdale	3.0	2	0	1	0	0	3
Wyatt	1.0	2	2	2	2	0	0	Bunning	2.0	2	0	0	0	0	4
Pascual	2.0	2	0	1	1	0	1	Short	1.0	3	0	2	2	0	1
Radatz, L (0-1)	2.2	2	1	4	4	2	5	Farrell	2.0	2	0	1	1	1	1
TOTALS	8.2	8	3	7	7	2	8	TOTALS	9.0	9	0	4	3	1	10

WP: Drysdale (1). HBP: Farrell (1-Howard). IBB: Radatz (1-Edwards) Time of Game: 2:37. Attendance: 50,850.

Umpires: Ed Sudol (NL), Joe Paparella (AL), Frank Secory (NL), Nestor Chylak (AL), Al Salerno (AL), Doug Harvey (NL)

**Mets**

1964 ALL-STAR GAME

Ron Hunt hopes that David Wright will get to experience the same type of euphoria that he did 49 years ago.

On July 7, 1964, Hunt, a second baseman, became the first Mets player to start an All-Star Game when the Classic was held at Shea Stadium. Wright, a six-time All-Star at third base will be looking to duplicate Hunt's accomplishment this summer, when the Mets host their second All-Star contest on July 16 at Citi Field.

"I don't want to speak for David," said Hunt, who was 1-3 with a single in the 1964 Mid-Summer Classic. "But playing in an All-Star Game in front of your home fans is something you never will forget.

"I was basically raised by my grandparents," added Hunt. "The night before the game we went to Shea and they turned on the lights for me so my grandfather could see the field. I still remember that night like it was yesterday."

Wright can only hope get gets the same chance.

"I have been fortunate to play in six All-Star Games," said Wright, who hit a home run in his first All-Star at-bat during the 2006 game in Pittsburgh.

"But to start a game on your own field would be special. I don't want to think about it too much. I just want to go out and play my game and hopefully things will work out.

"The fans have been great to me throughout my career here," he added. "It would just be a tremendous thrill to start an All-Star Game in front of them."

Hunt gives credit for his All-Star start to an impassioned appeal by his Mets manager, the late Casey Stengel.

"At that time you have to remember the players solely picked the team," Hunt recalled. "I think we were in Pittsburgh and if you remember the Pirates had a pretty good second baseman by the name of Bill Mazeroski.

"Well Casey told the writers, 'No offense to Mr. Mazeroski, but my guy Mr. Hunt is the best second baseman in the game today,'" he went on. "If Casey hadn't said that there, I don't think I would have made the team."

But with Stengel's help, Hunt was out there at second base for the NL when Los Angeles' Don Drysdale delivered the game's first pitch. He reached in his first at-bat, singling to leftfield, and handled his only chance at second cleanly. Hall of Famer Hank Aaron pinch-hit and struck out for Hunt in the ninth inning, but the NL rallied for four runs in the final frame to win its seventh straight Mid-Summer Classic.

The National League rally was started by Willie Mays, who drew an 11-pitch walk against Boston pitcher Dick Radatz. The Giants centerfielder fouled off five straight pitches against the hard-throwing Red Sox righthander.

"As I went up to start the inning, our manager, Walt Alston, yelled over to me to get a hit," said Mays. "I said, 'Walt I can't even see the ball, the only way I will get on is if I walk.'"


Then, with his teammate Orlando Cepeda at the plate, Mays proceeded to steal second on the second pitch.

"Willie gave me this sign that he was going," said Cepeda. "I knew what was going to happen and like he usually did, Willie got the base."

Cepeda proceeded to drop a short single into rightfield that was retrieved by first baseman Joe Pepitone. Mays was prepared to stop at third, but he scored the tying run when Pepitone threw wildly to the plate.

Cepeda advanced to second on the error before Curt Flood ran for him. One out later, Johnny Edwards received an intentional walk. Then, after Aaron struck out hitting for Hunt, the Phillies' Johnny Callison hit a three-run walkoff home run to give the NL a 7-4 victory.

"It was a great game to be a part of for so many reasons," said Hunt. "Hopefully David Wright can have the same thing happen to him."



An aerial shot of Shea Stadium during the 1964 All-Star Game.



The National League dugout celebrates after Ken Boyer's fourth inning solo shot.



Johnny Callison jumps on home plate after his home run gave the NL a 7-4 victory.



Johnny Callison is greeted at home plate by his National League teammates after hitting a three-run walkoff home run.





METS ALL-STAR SELECTIONS

1962	Richie Ashburn, OF				
1963	Duke Snider, OF				
1964	Ron Hunt*, 2B			2001	Al Leiter, P
1965	Ed Kranepool, 1B	1985	Gary Carter+, C		Mike Piazza+, C
1966	Ron Hunt, 2B		Ron Darling, RHP		Rick Reed, P
1967	Tom Seaver, RHP		Dwight Gooden, RHP	2002	Bobby Valentine**
1968	Jerry Grote*, C		Darryl Strawberry*, OF	2003	Mike Piazza*, C
	Jerry Koosman, LHP	1986	Gary Carter*, C	2004	Armando Benitez, RHP
	Tom Seaver, RHP		Sid Fernandez, LHP		Tom Glavine, LHP
1969	Cleon Jones*, OF		Dwight Gooden*, RHP	2005	Mike Piazza*, C
	Jerry Koosman, LHP		Keith Hernandez*, 1B		Carlos Beltran*, OF
	Tom Seaver, RHP		Darryl Strawberry*, OF		Pedro Martinez, RHP
1970	Bud Harrelson*, SS	1987	Gary Carter*, C	2006	Mike Piazza*, C
	Tom Seaver, RHP		Sid Fernandez, LHP		Carlos Beltran*, CF
	Gil Hodges**		Keith Hernandez, 1B		Jose Reyes+, SS
1971	Bud Harrelson, SS		Darryl Strawberry, OF		David Wright*, 3B
	Tom Seaver*, RHP		Davey Johnson**		Paul Lo Duca*, C
1972	Willie Mays*, OF	1988	Gary Carter*, C	2007	Tom Glavine, LHP
	Tug McGraw, LHP		David Cone, RHP		Pedro Martinez, RHP
	Tom Seaver, RHP		Dwight Gooden*, RHP		Carlos Beltran*, CF
1973	Willie Mays, OF		Darryl Strawberry*, OF		Jose Reyes*, SS
	Tom Seaver, RHP	1989	Howard Johnson*, 3B		David Wright*, 3B
1974	Jerry Grote, C		Darryl Strawberry+, OF	2008	Billy Wagner, LHP
	Jon Matlack, LHP	1990	John Franco, LHP		David Wright, 3B
	Yogi Berra**		Darryl Strawberry, OF	2009	Billy Wagner, LHP
1975	Jon Matlack, LHP		Frank Viola, LHP		David Wright*, 3B
	Tom Seaver, RHP	1991	Howard Johnson, 3B		Francisco Rodriguez, RHP
1976	Dave Kingman*, OF		Frank Viola, LHP		Johan Santana, LHP
	Jon Matlack, LHP	1992	David Cone, RHP	2010	Carlos Beltran+, OF
	Tom Seaver, RHP	1993	Bobby Bonilla, IF		David Wright*, 3B
1977	John Stearns, C	1994	Bret Saberhagen, RHP	2011	Jose Reyes+, SS
1978	Pat Zachry, RHP	1995	Bobby Bonilla, IF/OF		Carlos Beltran*, OF (DH)
1979	Lee Mazzilli, OF	1996	Todd Hundley, C	2012	Jose Reyes*+, SS
	John Stearns, C		Lance Johnson, OF		David Wright, 3B
1980	John Stearns, C	1997	Todd Hundley, C		R.A. Dickey, RHP
1981	Joel Youngblood, OF		Bobby Jones, P		Terry Collins, Coach
1982	John Stearns, C	1998	Mike Piazza*, C		
1983	Jesse Orosco, LHP		Rick Reed, P		
1984	Dwight Gooden, RHP	1999	Mike Piazza*, C		
		2000	Edgardo Alfonzo, 2B		

* = Starter

** = Manager

+ = Injured/Did not play

TOPPS ROOKIE ALL-STAR TEAM

1962	Al Jackson, LHP
1963	Jesse Gonder, C
1965	Ron Swoboda, OF
1966	Cleon Jones, OF
1967	Tom Seaver, RHP
1968	Jerry Koosman, LHP
1972	Jon Matlack, LHP
1981	Hubie Brooks, 3B
	Mookie Wilson, OF
1983	Darryl Strawberry, OF
1984	Dwight Gooden, RHP
	Mike Fitzgerald, C
1985	Roger McDowell, RHP
1989	Gregg Jefferies, 2B
1992	Todd Hundley, C
	Jeff Kent, 2B
2000	Jay Payton, OF
	Ty Wigginton, 3B
2009	Omir Santos, C

THE SPORTING NEWS NL ALL-STAR TEAM

1964	Ron Hunt, 2B
1969	Cleon Jones, OF
	Tom Seaver, RHP**
1971	Bud Harrelson, SS
1973	Tom Seaver, RHP
1975	Tom Seaver, RHP**
1984	Keith Hernandez, 1B
1985	Gary Carter, C
	J Hernandez, 1B
	Dwight Gooden, RHP**
1986	Gary Carter, C
	Keith Hernandez, 1B
1988	Darryl Strawberry, OF
1989	Howard Johnson, 3B
1990	John Franco, LHP
	Frank Viola, LHP
1998	Mike Piazza, C
1999	Mike Piazza, C
	Edgardo Alfonzo, 2B
2000	Mike Piazza, C
2001	Mike Piazza, C
2002	Mike Piazza, C
2006	Jose Reyes, SS
	David Wright, 3B
	Carlos Beltran, OF
2007	David Wright, 3B
2008	David Wright, 3B
2012	R.A. Dickey, RHP**

** Pitcher of the Year

40TH ANNIVERSARY TEAM

In 2002, the Mets celebrated their 40th Anniversary by naming the All-Amarin' Team. This legendary group of Mets was voted on by the fans. The team was introduced on August 17, 2002. Below is the roster for the All-Amarin' Team:

Keith Hernandez	1B
Edgardo Alfonzo	2B
Buddy Harrelson	SS
Howard Johnson	3B
Mike Piazza	C
Lenny Dykstra	OF
Darryl Strawberry	OF
Mookie Wilson	OF
Tom Seaver	RHP
Jerry Koosman	LHP
Roger McDowell	RHP
John Franco	LHP
Ed Kranepool	PH
Rusty Staub	PH
Gil Hodges	Manager





METS HALL OF FAME

★ JOAN WHITNEY PAYSON



OWNER 1960-1975 / PRESIDENT 1968-1975
INDUCTED: 1981

A Whitney family heiress, Payson became the Mets first owner when the franchise was formed in 1960...A trailblazer as the first woman to buy a Major League Baseball team...She also served as the Mets President from 1968 to 1975 and was the team's biggest fan...While a minority owner of the New York Giants, she voted against the team's move to San Francisco in 1957.

★ CHARLES DILLON "CASEY" STENGEL



MANAGER 1962-1965 / VICE PRESIDENT 1965-1975
INDUCTED: 1981

New York Baseball Institution and seven-time World Series winning manager was lured out of retirement to become the Mets first manager...Fans grew to love the Mets as Stengel's charismatic personality and witty observations offset the club's struggles in its infancy...His 37 was the first Mets number to be retired (1965)...Elected to the National Baseball Hall of Fame in 1966.

★ GILBERT RAYMOND "GIL" HODGES



PLAYER 1962-1963 / MANAGER 1968-1971
INDUCTED: 1982

Managed the Miracle Mets to their first World Series Championship in 1969...His leadership transformed the franchise as players adopted his work ethic and were inspired by his dignity and integrity...Became a fan favorite in New York as an eight-time All-Star with the Brooklyn Dodgers...An original Met, he hit the first home run in team history...His 14 was the second Mets number to be retired (1973).


★ GEORGE M. WEISS



PRESIDENT 1961-1966
INDUCTED: 1982

The Mets first president who laid the foundation for the 1969 World Series Championship...He hired Casey Stengel to become the team's first manager...Under his leadership, the Mets signed and developed Tom Seaver, Nolan Ryan and Tug McGraw...Won seven World Series Championships as a General Manager before joining the Mets...Elected to the National Baseball Hall of Fame in 1971.

★ WILLIAM A. SHEA



INDUCTED: 1983

Prominent New York attorney who was the driving force in the effort to bring National League Baseball back to the city after the Dodgers and Giants left for California in 1957...Spearheaded New York's baseball task force, whose proposed rival league forced Major League Baseball to grant the city an expansion franchise in 1960...Shea Stadium, home of the Mets (1964-2008), was named in his honor

★ JOHN JOSEPH “JOHNNY” MURPHY



CHIEF SCOUT 1961-1963 / VICE PRESIDENT 1964-1967
VP & GENERAL MANAGER 1968-1970
INDUCTED: 1983

General Manager who reshaped the Mets from lovable losers into World Champions...Recruited Gil Hodges to manage the club and engineered the acquisitions of Tommie Agee and Donn Clendenon, keys to the 1969 World Series title...The team developed pitchers Tom Seaver, Jerry Koosman, and Nolan Ryan during his tenure...A native New Yorker, he pitched on seven World Series Championship teams.


★ RALPH KINER



BROADCASTER 1962-
INDUCTED: 1984

An original Met...Emmy award-winning broadcaster for the Mets over five decades...Formed one of baseball's prominent broadcasting teams with Lindsey Nelson and Bob Murphy...Well-known for his post-game interviews with players on "Kiner's Korner"...The Mets Home TV Booth is named in his honor...During his 10-year playing career he hit 369 home runs...Elected to the National Baseball Hall of Fame in 1975.


★ BOB MURPHY (“MURPH”)



BROADCASTER 1962-2003
INDUCTED: 1984

An original Met and broadcaster from the team's inaugural season until his retirement in 2003...Honored with the National Baseball Hall of Fame's Ford C. Frick Award in 1994...Teamed with Ralph Kiner and Lindsey Nelson on both television and radio before moving to radio exclusively in 1982...Provided his trademark "Happy Recap" after each Mets victory...The Mets home radio booth is named in his honor.

★ LINDSEY NELSON



BROADCASTER 1962-1978
INDUCTED: 1984

An original Met...Formed one of baseball's prominent broadcasting teams for 17 seasons with Ralph Kiner and Bob Murphy...His trademark "Hello everybody, I'm Lindsey Nelson" opened each broadcast...Also worked as an announcer for Notre Dame football, the National Football League and the Cotton Bowl...Known for his colorful jackets...Honored with the National Baseball Hall of Fame's Ford C. Frick Award in 1988.

★ DERREL MCKINLEY “BUD” HARRELSON



SHORTSTOP 1965-1977
COACH 1982, 1985-1990
MANAGER 1990-1991
INDUCTED: 1986

Player, coach and manager for over 20 seasons with the Mets...The only person to be in a Mets uniform for the club's two World Series Championships (player in 1969, coach in 1986)...The two-time All-Star and Gold Glove winner played shortstop for 13 seasons...Upon retirement, ranked among the team's leaders in hits (1,029) and runs (490)...Managed the Mets for two seasons, compiling a 145-129 record.



★ DANIEL JOSEPH “RUSTY” STAUB



“LE GRAND ORANGE”
OUTFIELDER/FIRST BASEMAN 1972-1975, 1981-1985
INDUCTED: 1986

The All-Star outfielder helped the Mets return to the World Series in 1973 where he batted .423...Hit three home runs in the 1973 National League Championship Series...In 1975, became the first Mets player with 100 RBI in a season...One of the most successful pinch hitters in baseball history...Well-known for his charitable efforts on behalf of New York City Police and Firefighters' families.

★ GEORGE THOMAS SEAVER



PITCHER 1967-1977, 1983
INDUCTED: 1988

The three-time Cy Young award winner became the face of the franchise and one of the most dominant pitchers in Major League Baseball history...Ranks first in club history in wins (198), ERA (2.57) and strikeouts (2,541)...Elected to the National Baseball Hall of Fame in 1992 with 311 career wins and a record 98.84% of the vote...His 41 was the third Mets number retired (1988).

★ JERRY KOOSMAN



“KOOZ”
PITCHER 1967-1978
INDUCTED: 1989

The winningest left-handed pitcher in Mets history...Won two games during the 1969 World Series including a complete game in the decisive Game Five...Won 19 games including seven shutouts as a rookie...Among the club's leaders in wins (140), starts (346), complete games (108) and shutouts (26)... Mets scouts discovered the two-time All-Star while he was pitching for the U.S.Army.

★ EDWARD KRANEPOOL



FIRST BASEMAN 1962-1979
INDUCTED: 1990

The only man to play in each of the Mets first 18 seasons...Finished his career as the team leader in hits (1,418) and doubles (225)...Hit a home run in Game Three of the 1969 World Series and delivered a two-run single in the deciding Game Five of the 1973 National League Championship Series...Native New Yorker was a baseball star at James Monroe High School in the Bronx.

★ CLEON JOSEPH JONES



OUTFIELDER 1963, 1965-1975
INDUCTED: 1991

Best remembered for catching the final out of the 1969 World Series...Batted .340 that season with 12 home runs and 75 RBI and started in the All-Star game...Established a then club record 23-game hitting streak in 1970...Had a .281 lifetime batting average with the Mets, and ranks among the team's leaders in hits (1,188), runs (563) and games played (1,201).

★ GERALD WAYNE "JERRY" GROTE



CATCHER 1966-1977
INDUCTED: 1992

Two-time All-Star catcher who played 12 seasons with the Mets...Anchored the Mets pitching staffs of the 1969 World Series Champions and the 1973 National League Pennant Winners...One of the top defensive catchers in the game, leading National League catchers in fielding percentage in 1975...Ranks among the club's All-Time leaders in games played (1,235), hits (994) and multi-hit games (258).

★ FRANK EDWIN "TUG" MCGRAW



PITCHER 1965-1967, 1969-1974
INDUCTED: 1993

The free-spirited closer whose catchphrase "Ya Gotta Believe" became the rallying cry for the Mets run to the 1973 World Series...The left-hander saved 25 games and was an emotional leader in the clubhouse as the club captured its second National League Pennant...A member of the 1969 World Series Championship team...An All-Star in 1972...Ranks among the Mets All-Time Saves Leaders with 86.

★ WILLIAM HAYWARD "MOOKIE" WILSON



OUTFIELDER 1980-1989
COACH 1997-2002
INDUCTED: 1996

Renowned for one of the most memorable moments in Mets history in Game Six of the 1986 World Series...Wilson's trickling groundball brought home the winning run, capping a three-run rally in the 10th inning...Upon his retirement, led the Mets in stolen bases (281) and triples (62)...Wilson's postseason heroics and energetic play over 10 seasons made him one of the most popular Mets of all time.

★ KEITH HERNANDEZ



FIRST BASEMAN 1983-1989
INDUCTED: 1997

The Mets captain's leadership, clutch hitting and defense helped turn around the fortunes of the franchise, culminating with the 1986 World Series Championship...Had three RBI in Game Seven of the Series...Ranks among the Mets all-time leaders in RBI (468), batting average (.297) and hits (939)...Slick-fielding defense at first base earned him 11 straight Gold Glove Awards...The 1979 National League Co-MVP.

★ GARY EDMUND CARTER



"KID"
CATCHER 1985-1989
INDUCTED: 2001

His acquisition for the 1985 season provided the final piece for the Mets Championship the following year...The veteran catcher belted two home runs in a crucial victory in Game Four of the World Series and ignited the 10th inning rally in Game Six...Finished his career with 324 home runs...An 11-time All-Star and three-time Gold Glove winner...Inducted into the National Baseball Hall of Fame in 2003.



★ TOMMIE AGEЕ


OUTFIELDER 1968-1972
INDUCTED: 2002

The Gold Glove center fielder is best remembered for his two catches in Game Three of the 1969 World Series that saved a combined five runs...He also led off that game with a home run...Hit the longest home run in Shea Stadium history on April 10, 1969, the only ball ever to be hit into the Upper Deck in fair territory.

★ JOHN FRANCIS "FRANK" CASHEN


GENERAL MANAGER & COO 1980-1991
INDUCTED: 2010

His eye for talent and leadership helped revitalize a franchise that had finished in last place for three consecutive seasons...From 1984-1990, the Mets averaged more than 95 victories each year and won a World Series Championship in 1986 with a record 108 wins...Won 100 games and another Division title two years later...Drafted future All-Star Darryl Strawberry and traded for Keith Hernandez and Gary Carter.

★ DWIGHT EUGENE "DOC" GOODEN


PITCHER 1984-1994
INDUCTED: 2010

A four-time All-Star, His blazing fastball and double figure strikeout games electrified the crowds at Shea Stadium for 11 years...Won 1984 National League Rookie of the Year while setting the rookie record for strikeouts (276)...In 1985, Doc became the youngest pitcher ever to win Cy Young honors at age 20 when he captured the "Triple Crown" of pitching: wins (24), strikeouts (268) and ERA (1.53).

★ DAVID "DAVEY" JOHNSON


MANAGER 1984-1990
INDUCTED: 2010

A bold leader who transformed the Mets into winners after seven straight losing seasons...In 1986, his club won 108 regular season games en route to the World Series Championship...He finished his Mets career with the best managerial record in franchise history (595-417)...From 1984-1990, the Mets averaged more than 95 victories and captured a second division crown in 1988 with 100 wins.

★ DARRYL STRAWBERRY


"STRAW"
OUTFIELDER 1983-1990
INDUCTED: 2010

Known for his booming home runs that bounced off scoreboards and stadium roofs...His arrival in New York re-energized the franchise...A seven-time All-Star with the Mets and Number One overall draft Pick...Won National League Rookie of the Year in 1983...The Mets leader in home runs (252), extra-base hits (469), RBI (733) and runs (662)...Won the National League home run crown (39) in 1988.

★ JOHN FRANCO


PITCHER 1990-2004
INDUCTED 2012

The Brooklyn native holds the club record for saves (276) and games pitched (695)...His 15-year playing career is the second longest in franchise history...A four-time All-Star, he ranks fourth on Major League Baseball's career saves list (424), the most by a left-hander...Was 2-0 with a 1.88 ERA in Mets postseason games...Named team captain in 2001...Wore his father's NYC Sanitation Department t-shirt under his uniform.

Mets

HALL OF FAME

★ ★ AND MUSEUM ★ ★


METS HALL OF FAME
1981 — Joan Payson
Casey Stengel

1982 — Gil Hodges
George Weiss

1983 — Bill Shea
Johnny Murphy

1984 — Lindsey Nelson
Bob Murphy
Ralph Kiner

1986 — Bud Harrelson
Rusty Staub

1988 — Tom Seaver

1989 — Jerry Koosman

1990 — Ed Kranepool

1991 — Cleon Jones

1992 — Jerry Grote

1993 — Tug McGraw

1996 — Mookie Wilson

1997 — Keith Hernandez

2001 — Gary Carter

2002 — Tommie Agee

2010 — Frank Cashen

Davey Johnson

Dwight Gooden

Darryl Strawberry

2012 — John Franco




METS RETIRED NUMBERS



Casey Stengel's #37 was officially retired on September 2, 1965 in a small, private ceremony at Shea Stadium. Stengel was named the Mets first manager on September 29, 1961 and despite the team's early on-field struggles, the city proudly embraced their "lovable losers" due to Stengel's witty charm and dynamic personality. Stengel led the Mets to a 40-120 record in 1962 and then had an 11-game improvement, going 51-111 the following year. The Mets were 31-65 when Stengel fractured his hip on July 24, 1965 ending his managerial career. Stengel continued to serve in the Mets front office as a scout, public speaker and Vice President. He was still a member of the Mets front office when he passed away due to cancer on September 29, 1975 at age 85. Stengel was elected to the Baseball Hall of Fame in 1966 and later was inducted into the Mets Hall of Fame in 1981.



Gil Hodges' #14 was retired on June 9, 1973 during the Old Timers Day ceremony at Shea. Hodges played for the Mets from 1962-1963 and hit the club's very first home run on April 11, 1962 in the team's first game at St. Louis. He was named the club's third manager on October 11, 1967. Just two years later, after never posting a winning season, Hodges guided the Miracle Mets to the 1969 World Championship after beating the Atlanta Braves in the National League Championship Series and then topping the heavily favored Baltimore Orioles in five games in the World Series. Hodges was named the Manager of the Year by The Sporting News and the National League Manager of the Year by the Associated Press following the season. Hodges guided the Mets from 1968-1971, compiling 339 victories. He died from a heart attack on April 2, 1972 shocking and saddening the organization and baseball community. He was inducted into the Mets Hall of Fame in 1982.



Tom Seaver's #41 is the only player number in franchise history to be retired. The ceremony took place in a special tribute at Shea Stadium on June 24, 1988. Seaver won three Cy Young Awards and was a nine-time All-Star with the Mets. The Franchise won 20 or more games four times with the Mets. He earned Rookie of the Year honors in 1967. Seaver was 25-7 in 1969 to help the Mets capture the World Series. He ranks first in team history in wins (198), complete games (171), ERA (2.57), strikeouts (2,541), and shutouts (44) after pitching with New York from 1967-1977 and returning for one final year in 1983. He was elected to the Baseball Hall of Fame in 1992 with the highest percentage (98.84) in Hall of Fame history. Seaver was inducted into the Mets Hall of Fame in 1988.



On April 15, 1997 in a historic ceremony at Shea Stadium, acting commissioner Bud Selig announced the retirement of Jackie Robinson's #42 throughout Major League Baseball. "The day Jackie Robinson stepped on a major league field will forever be remembered as baseball's proudest moment," said Selig during the ceremony as he stood side-by-side with Jackie's widow Rachel and President Bill Clinton. "Major League Baseball is retiring #42 in tribute to his great achievements and for the significant contributions he made to society. Number 42 belongs to Jackie Robinson for the ages."



On April 8, 2008, in the final home opener in Shea Stadium's history, the Mets honored William A. Shea, the man for whom their previous ballpark was named after, by placing the name "Shea" alongside the retired numbers. Thirty member of the Shea family spanning three generations took part in the celebration. Shea was an attorney and the driving force to bring National League baseball back to New York City after the departure of the New York Giants and Brooklyn Dodgers in 1957. He spearheaded New York City Mayor Robert Wagner's four-man baseball task force, which helped form the proposed rival Continental League. Major League Baseball granted New York a National League expansion franchise in 1960 and the Continental League agreed to disband. Shea was inducted into the Mets Hall of Fame in 1983. He died at age 84 on October 2, 1991.



NATIONAL AWARD WINNERS

CY YOUNG AWARD WINNERS

1969	Tom Seaver
1973	Tom Seaver
1975	Tom Seaver
1985	Dwight Gooden
2012	R.A. Dickey

RAWLINGS GOLD GLOVE WINNERS

1970	Tommie Agee, OF
1971	Bud Harrelson, SS
1980	Doug Flynn, 2B
1983	Keith Hernandez, 1B
1984	Keith Hernandez, 1B
1985	Keith Hernandez, 1B
1986	Keith Hernandez, 1B
1987	Keith Hernandez, 1B
1988	Keith Hernandez, 1B
1989	Ron Darling, RHP
1997	Rey Ordoñez, SS
1998	Rey Ordoñez, SS
1999	Rey Ordoñez, SS
	Robin Ventura, 3B
2006	Carlos Beltran, OF
2007	David Wright, 3B
	Carlos Beltran, OF
2008	David Wright, 3B
	Carlos Beltran, OF

LOUISVILLE SILVER SLUGGER TEAM

1984	Keith Hernandez, 1B
1985	Gary Carter, C
1986	Gary Carter, C
1988	Darryl Strawberry, OF
1989	Howard Johnson, 3B
1990	Darryl Strawberry, OF
1991	Howard Johnson, 3B
1992	Dwight Gooden, P
1998	Mike Piazza, C
1999	Mike Piazza, C
	Edgardo Alfonzo, 2B
2000	Mike Piazza, C and
	Mike Hampton, LHP
2001	Mike Piazza, C
2002	Mike Piazza, C
2006	Jose Reyes, SS
	Carlos Beltran, OF
2007	David Wright, 3B
	Carlos Beltran, OF
2008	David Wright, 3B

ROLAIDS RELIEF MAN

1990	John Franco, LHP
2001	Armando Benitez, RHP

COMEBACK PLAYER OF THE YEAR

2008	Fernando Tatis, OF
------	--------------------

TOPPS ORGANIZATION OF THE YEAR

THE SPORTING NEWS EXECUTIVE OF THE YEAR

1969	Johnny Murphy
1986	Frank Cashen

FISHEL AWARD

1998	Jay Horwitz (P.R. Executive)
------	------------------------------

BASEBALL AMERICA'S ORGANIZATION OF THE YEAR

1983	
1984	
1995	

SPORTS ILLUSTRATED MAN OF THE YEAR

1969	Tom Seaver
------	------------

ROBERTO CLEMENTE AWARD

1989	Gary Carter
2000	Al Leiter
2006	Carlos Delgado

BRANCH RICKEY AWARD

1999	Al Leiter
2002	Bobby Valentine
2012	R.A. Dickey

NL CHAMPIONSHIP SERIES MVP

2000	Mike Hampton, LHP
------	-------------------

WORLD SERIES MVP

1969	Al Weis, IF (BBWAA)
	Donn Clendenon, 1B
	(Sport Magazine)
1986	Ray Knight, 3B (BBWAA)

ALL-STAR MVP

1975	Jon Matlack, LHP
------	------------------

BASEBALL AMERICA MINOR LEAGUE PLAYER OF THE YEAR

1983	Dwight Gooden, RHP
1986	Gregg Jefferies, SS
1987	Gregg Jefferies, SS

ROOKIE OF THE YEAR

1967	Tom Seaver, RHP
1972	Jon Matlack, LHP
1983	Darryl Strawberry, OF
1984	Dwight Gooden, RHP





NATIONAL LEAGUE AWARDS

PLAYER OF THE WEEK

4/29/73	Jerry Koosman
6/3/73	Tom Seaver
6/17/73	Felix Millan
9/16/73	Tug McGraw
9/23/73	Wayne Garrett
9/1/74	Tug McGraw
6/15/75	Tom Seaver
7/27/75	Dave Kingman
9/7/75	Tom Seaver
6/27/76	Mike Phillips
8/8/76	Joe Torre
4/17/77	Tom Seaver
7/31/77	Steve Henderson
5/25/80	Frank Taveras
6/8/80	Steve Henderson
7/6/80	Neil Allen
8/10/80	Doug Flynn
5/31/81	Dave Kingman
8/23/81	Neil Allen
9/20/81	Hubie Brooks
5/23/82	Randy Jones
7/18/82	Dave Kingman
5/8/83	George Foster
6/19/83	Rusty Staub
8/7/83	Jesse Orosco
8/14/83	Jesse Orosco
6/10/84	Jesse Orosco
6/17/84	Hubie Brooks
7/8/84	Dwight Gooden
7/22/84	Darryl Strawberry
9/9/84	Dwight Gooden
	(co-winner with Bruce Sutter, St. Louis)
7/14/85	Keith Hernandez
7/21/85	Darryl Strawberry
8/4/85	Dwight Gooden
8/11/85	Darryl Strawberry
9/8/85	Gary Carter
9/22/85	Dwight Gooden
6/8/86	George Foster

7/13/86

8/10/86

5/1/88

9/11/88

9/25/88

6/25/89

10/1/89

6/10/90

4/14/91

10/6/91

5/3/92

4/18/94

5/30/94

7/23/95

5/4/97

5/11/97

6/22/97

9/28/97

9/20/98

8/9/98

7/11/99

7/5/99

8/1/99

4/16/00

4/23/00

9/15/02

8/24/03

8/28/05

6/11/06

6/18/06

6/25/06

4/22/07

8/19/07

7/13/08

8/17/08

9/4/11

9/11/11

5/27/12

6/3/12

Lenny Dykstra

Keith Hernandez

Keith Hernandez

Gregg Jefferies

Kevin McReynolds

Howard Johnson

Sid Fernandez

Darryl Strawberry

Dwight Gooden

David Cone

David Cone

(co-winner with Tom Glavine, Atlanta)

Jeff Kent

Bobby Bonilla

Brett Butler

Rick Reed

Todd Hundley

Dave Mlicki

John Olerud

John Olerud

John Olerud

Mike Piazza

Octavio Dotel

Robin Ventura

Mike Piazza

Derek Bell

Mike Piazza

Steve Trachsel

David Wright

Carlos Beltran

Jose Reyes & David Wright

Jose Reyes

Carlos Beltran

Carlos Beltran

Mike Pelfrey

Johan Santana

David Wright

Jason Bay

R.A. Dickey

Johan Santana

PLAYER OF THE MONTH

June 1970	Tommie Agee
April, 1973	Jerry Koosman
July, 1975	Dave Kingman
July, 1985	Keith Hernandez
September, 1985	Gary Carter
September, 1987	Darryl Strawberry
September, 1988	Kevin McReynolds
June, 1989	Howard Johnson
September, 1991	Howard Johnson
June, 2006	David Wright
April, 2007	Jose Reyes
June, 2010	David Wright

ROOKIE OF THE MONTH

May, 2011	Justin Turner
-----------	---------------

DHL RELIEVER OF THE MONTH

July, 2007	Billy Wagner
------------	--------------

PITCHER OF THE MONTH

June, 1975	Tom Seaver
April, 1977	Tom Seaver
July, 1980	Pat Zachry
August, 1983	Jesse Orosco
June, 1984	Ron Darling
September, 1984	Dwight Gooden
September, 1985	Dwight Gooden
April, 1986	Dwight Gooden
April, 1987	Sid Fernandez
May, 1988	David Cone
September, 1990	Dwight Gooden
July, 1994	Bret Saberhagen
May, 1997	Bobby Jones
June, 1999	Al Leiter
June, 2000	Al Leiter
April, 2007	John Maine
September, 2008	Johan Santana
April, 2009	Johan Santana
June, 2012	R.A. Dickey




METS ALL-TIME ROSTER (961)

A (40)

AASE, Don 1989 (RHP)
 ABBOTT, Kurt 2000 (SS)
 ACEVEDO, Juan 1997 (RHP)
 ACOSTA, Manny 2010 -2012 (RHP)
 ADKINS, Jon 2007 (RHP)
 AGBAYANI, Benny 1998-2001 (OF)
 AGEE, Tommie 1968-1972 (OF)
 AGUILA, Chris 2008 (OF)
 AGUILERA, Rick 1985-1989 (RHP)
 AKER, Jack 1974 (RHP)
 ALEXANDER, Manny 1997 (IF)
 ALFONZO, Edgardo 1995-2002 (IF)
 ALLEN, Neil 1979-1983 (RHP)
 ALLENSWORTH, Jermaine 1998-1999 (OF)
 ALMON, Bill 1980, 1987 (IF)
 ALMONTE, Edwin 2003 (RHP)
 ALOMAR, Roberto, 2002-2003 (2B)
 ALOMAR, Sandy 1967 (SS)
 ALOMAR, Jr., Sandy 2007 (C)
 ALOU, Jesus 1975 (OF)
 ALOU, Moises 2007-2008 (OF)
 ALTMAN, George 1964 (OF)
 ALVARADO, Luis 1977 (2B)
 AMBRES, Chip 2007 (OF)
 ANDERSON, Craig 1962-1964 (RHP)
 ANDERSON, Jason 2003 (RHP)
 ANDERSON, Marlon 2005, 2007-2009 (IF/OF)
 ANDERSON, Rick 1986 (RHP)
 APODACA, Bob 1973-1979 (RHP)
 APPIER, Kevin 2001 (RHP)
 ARIAS, Joaquin 2010 (INF)
 ARMAS, Jr., Tony 2008 (RHP)
 ARRIGO, Gerry 1966 (LHP)
 ASHBURN, Richie 1962 (OF)
 ASHFORD, Tucker 1983 (IF)
 ASPROMONTE, Bob 1971 (IF)
 ASTACIO, Pedro 2002-2003 (RHP)
 AYALA, Benny 1974-1976 (OF)
 AYALA, Luis 2008 (RHP)
 AYBAR, Manny 2005 (RHP)

B (88)

BACKMAN, Wally 1980-1988 (IF)



Wally Backman

BACSIK, Mike 2002-2003 (LHP)
 BAERGA, Carlos 1996-1998 (IF)

BAEZ, Kevin 1990, 1992-1993 (IF)
 BAILOR, Bob 1981-1983 (IF)
 BALDWIN, Billy 1976 (OF)
 BALDWIN, James 2004 (RHP)
 BALDWIN, Rick 1975-1977 (RHP)
 BANNISTER, Brian 2006 (RHP)
 BARAJAS, Rod 2010 (C)
 BARNES, Lute 1972-1973 (IF)
 BARRY, Jeff 1995 (OF)
 BASS, Kevin 1992 (OF)
 BATISTA, Miguel 2011-2012 (RHP)
 BAUTA, Ed 1963-1964 (RHP)
BAXTER, MIKE 2011- (OF)
 BAY, Jason 2010-2012 (OF)
 BEANE, Billy 1984-1985 (OF)
 BEARNARTH, Larry 1963-1966 (RHP)
 BEATO, Pedro 2011-2012 (RHP)
 BEATTY, Blaine 1989-1991 (LHP)
 BEAUCHAMP, Jim 1972-1973 (1B)
 BECKER, Rich 1998 (OF)
 BELL, Derek 2000 (OF)
 BELL, Gus 1962 (OF)
 BELL, Heath 2004-2006 (RHP)
 BELL, Jay 2003 (IF)
 BELTRAN, Carlos 2005-2011 (OF)
 BELTRAN, Rigo 1998-1999 (LHP)
 BENITEZ, Armando 1999-2003 (RHP)
 BENNETT, Dennis 1967 (LHP)
 BENNETT, Gary 2001 (C)
 BENSON, Kris 2004 (RHP)
 BENTON, Butch 1978-1980 (C)
 BERENGUER, Juan 1978-1980 (RHP)
 BERENYI, Bruce 1984-1986 (RHP)
 BERNARD, Dwight 1978-1979 (RHP)
 BERRA, Yogi 1965 (C)
 BERROA, Angel 2009 (INF)
 BETHKE, Jim 1965 (RHP)
 BIESER, Steve 1997 (OF)
 BIRKBECK, Mike 1995 (RHP)
 BISHOP, Mike 1983 (C)
 BLAIR, Willie 1998 (RHP)
 BLANCO, Henry 2010 (C)
 BLOCKER, Terry 1985 (OF)
 BOCHY, Bruce 1982 (C)
 BOGAR, Tim 1993-1996 (IF)
 BOHANON, Brian 1997-1998 (LHP)
 BOISCLAIR, Bruce 1974, 1976-1979 (OF)
 BOITANO, Dan 1981 (RHP)
 BOMBACK, Mark 1980 (RHP)
 BONILLA, Bobby 1992-1995, 1999 (IF/OF)
 BORDICK, Mike 2000 (SS)
 BORLAND, Toby 1997 (RHP)
 BOSCH, Don 1967-1968 (OF)
 BOSTON, Daryl 1990-1992 (OF)
 BOSWELL, Ken 1967-1974 (2B)
 BOTTALICO, Ricky 2004 (RHP)
 BOUCHEE, Ed 1962 (1B)
 BOWA, Larry 1985 (SS)
 BOYER, Blaine 2011 (RHP)
 BOYER, Ken 1966-1967 (3B)
 BRADFORD, Chad 2006 (RHP)
 BRADLEY, Mark 1983 (OF)
 BRAGG, Darren 2001 (OF)
 BRAZELL, Craig 2004 (IF)
 BRESSOUD, Ed 1966 (SS)
 BROADWAY, Lance 2009 (RHP)
 BROGNA, Rico 1994-1996 (1B)
 BROOKS, Hubie 1980-1984, 1991 (IF/OF)
 BROSS, Terry 1991 (RHP)
 BROWN, Emil 2009 (OF)
 BROWN, Kevin 1990 (LHP)
 BROWN, Leon 1976 (OF)
 BRUHART, Mike 1978 (RHP)
 BUCHANAN, Brian 2004 (OF)
 BUCHEK, Jerry 1967-1968 (2B)
 BUCHHOLTZ, Taylor 2011 (RHP)
 BUFORD, Damon 1995 (OF)
 BURGOS, Ambiorix 2007 (RHP)
 BURKE, Tim 1991-1992 (RHP)
 BURNITZ, Jeromy 1993-1994, 2002-2003 (OF)
 BURNRIGHT, Larry 1963-1964 (IF)
 BURRIS, Ray 1979-1980 (RHP)
 BUTLER, Brett 1995 (OF)
 BYRD, Paul 1995-1996 (RHP)
BYRDAK, TIM 2011- (LHP)

C (67)

CAIRO, Miguel 2005 (IF)
 CAMERON, Mike 2004-2005 (OF)
 CAMMACK, Eric 2000 (RHP)
 CANCEL, Robinson 2008-2009 (C)
 CANDELARIA, John 1987 (LHP)
 CANGELOSI, John 1994 (OF)
 CANNIZZARO, Chris 1962-1965 (C)
 CAPRA, Buzz 1971-1973 (RHP)
 CAPUANO, Chris 2011 (LHP)
 CARDENAL, Jose 1979-1980 (OF)
 CARDWELL, Don 1967-1970 (RHP)
 CARMEL, Duke 1963 (1B)
 CARR, Chuck 1990-1991 (OF)
 CARRASCO, DJ, 2011-2012 (RHP)
 CARREON, Mark 1987-1991 (OF)
CARSON, ROB 2012- (LHP)
 CARTER, Chris 2010 (OF)
 CARTER, Gary 1985-1989 (C)
 CASANOVA, Raul 2008 (C)
 CASTILLO, Alberto 1995-1998 (C)
 CASTILLO, Juan 1994 (RHP)
 CASTILLO, Luis 2007-2010 (IF)
 CASTILLO, Tony 1991 (LHP)
 CASTRO, Ramon 2005-2009 (C)
 CATALANOTTO, Frank 2010 (OF)
 CEDENO, Roger 1999, 2002-2003 (OF)
 CEDENO, Ronny 2012 (INF)
 CERDA, Jamie 2002-2003 (LHP)
 CERONE, Rick 1991 (C)
 CHACON, Elio 1962 (IF)
 CHANCE, Dean 1970 (RHP)
 CHAPMAN, Kelvin 1979, 1984-1985 (IF)
 CHARLES, Ed 1967-1969 (3B)
 CHAVEZ, Endy 2006-2008 (OF)
 CHEN, Bruce 2001-2002 (LHP)
 CHILES, Rich 1973 (OF)
 CHITI, Harry 1962 (C)
 CHRISTENSEN, John 1984-1985 (OF)



HISTORY

CHRISTENSEN, McKay 2002 (OF)
CHRISTOPHER, Joe 1962-1965 (OF)
CHURCH, Ryan 2008-2009 (OF)
CISCO, Galen 1962-1965 (RHP)
CLARK, Brady 2002, 2008 (OF)
CLARK, Mark 1996-1997 (RHP)
CLARK, Tony 2003 (IF)
CLENENDON, Donn 1969-1971 (1B)
CLINES, Gene 1975 (OF)
CLONTZ, Brad 1998 (RHP)
COLEMAN, Clarence 1962-1963, 1966 (C)
COLEMAN, Vince 1991-1993 (OF)
COLLAZO, Willie 2007 (LHP)
COLLINS, Kevin 1965, 1967-1969 (IF)
CONE, David 1987-1992, 2003 (RHP)
CONINE, Jeff 2007 (1B)
CONNORS, Bill 1967-1968 (RHP)
COOK, Cliff 1962-1963 (OF)
COOK, Dennis 1998-2001 (LHP)
CORA, Alex 2009-2010 (IF)
CORCORAN, Tim 1986 (1B)
COREY, Mark 2001-2002 (RHP)
CORNEJO, Mardie 1978 (RHP)
CORNELIUS, Reid 1995 (RHP)
COWAN, Billy 1965 (OF)
CRAIG, Roger 1962-1963 (RHP)
CRAM, Jerry 1974-1975 (RHP)
CRAWFORD, Joe 1997 (LHP)
CUBBAGE, Mike 1981 (IF)

D (35)

D'AMICO, Jeff 2002 (RHP)
DARENSBOURG, Vic 2004 (LHP)
DARLING, Ron 1983-1991 (RHP)



Ron Darling

DAUBACH, Brian 2005 (OF)
DAVIAULT, Ray 1962 (RHP)
DAVIS, IKE 2010- (1B)
DAVIS, Kane 2002 (RHP)
DAVIS, Tommy 1967 (OF)
DeJEAN, Mike 2004-2005 (RHP)
DeMERIT, John 1962 (OF)
DESSENS, Elmer 2009-2010 (RHP)
DePASTINO, Joe 2003 (C)
DELGADO, Carlos 2006-2009 (1B)
DELGADO, Wilson 2004 (IF)
DENEHY, Bill 1967 (RHP)
DEWEY, Mark 1992 (RHP)
DIAZ, Carlos 1982-1983 (LHP)
DIAZ, Mario 1990 (IF)
DIAZ, Victor 2004-2006 (OF)
DICKKEY, R.A. 2010-2012 (RHP)
DIFELICE, Mike 2005-2007 (C)

DiLAURO, Jack 1969 (LHP)
DILLON, Steve 1963-1964 (LHP)
DIPOTO, Jerry 1995-1996 (RHP)
DONNELLS, Chris 1991-1992 (IF)
DOTEI, Octavio 1999 (RHP)
DOZIER, D.J. 1992 (OF)
DRAKE, Sammy 1962 (2B)
DRAPER, Mike 1993 (RHP)
DUDA, LUCAS 2010- (OF)
DUNCAN, Jeff 2003-2004 (OF)
DUNSTON, Shawon 1999 (OF)
DWYER, Jim 1976 (OF)
DYER, Duffy 1968-1974 (C)
DYKSTRA, Lenny 1985-1989 (OF)

E (18)

EASLEY, Damion 2007-2008 (IF/OF)
EDENS, Tom 1987 (RHP)
EDGIN, JOSH 2012- (LHP)
EGBERT, Jack 2012 (RHP)
ELLERS, Dave 1965-1966 (RHP)
ELLIOT, Larry 1964, 1966 (OF)
ELLIS, Dock 1979 (RHP)
ELSTER, Kevin 1986-1992 (SS)
EMAUS, Brad 2011 (IF)
ERICKSON, Scott 2004 (RHP)
ESCOBAR, Alex 2001 (OF)
ESPINOSA, Nino 1974-1978 (RHP)
ESPINOZA, Alvaro 1996 (IF)
ESTES, Shawn 2002 (LHP)
ESTRADA, Chuck 1967 (RHP)
ESTRADA, Francisco 1971 (C)
EVANS, Nick 2008-2011 (OF)
EVERETT, Carl 1995-1997 (OF)

F (36)

FABREGAS, Jorge 1998 (C)
FALCONE, Pete 1979-1982 (LHP)
FAMILIA, JEURYS 2012- (RHP)
FELICIANO, Jesus 2010 (OF)
FELICIANO, Pedro 2002-2004, 2006-2010 (LHP)
FERNANDEZ, Chico 1963 (SS)
FERNANDEZ, Sid 1984-1993 (LHP)
FERNANDEZ, Tony 1993 (IF)
FERRER, Sergio 1978-1979 (IF)
FIGUEROA, Nelson 2008-2009 (RHP)
FLER, Tom 1992 (RHP)
FISHER, Jack 1964-1967 (RHP)
FITZGERALD, Mike 1983-1984 (C)
FITZMAURICE, Shaun 1966 (OF)
FLORENCE, Don 1995 (LHP)
FLORES, Gil 1978-1979 (OF)
FLOYD, Cliff 2003-2006 (OF)
FLYNN, Doug 1977-1981 (IF)



Doug Flynn

FOLI, Tim 1970-1971, 1978-1979 (IF)
FOLKERS, Rich 1970 (LHP)
FORDYCE, Brook 1995 (C)
FORTUNATO, Bartolome 2004-2006 (RHP)
FOSS, Larry 1962 (RHP)
FOSSUM, Casey 2009 (LHP)
FOSTER, George 1982-1986 (OF)
FOSTER, Leo 1976-1977 (IF)
FOY, Joe 1970 (3B)
FRANCISCO, FRANK 2012- (RHP)
FRANCO, John 1990-2004 (LHP)
FRANCO, Julio 2006-2007 (IF)
FRANCO, Matt 1996-2000 (IF)
FRANCOEUR, Jeff 2009-2010 (OF)
FREGOSI, Jim 1972-1973 (3B)
FRIEND, Bob 1966 (RHP)
FRISSELLA, Danny 1967-1972 (RHP)
FYHRIE, Mike 1996 (RHP)

G (53)

GAFF, Brent 1982-1984 (RHP)
GALLAGHER, Bob 1975 (OF)
GALLAGHER, Dave 1992-1993 (OF)
GARCIA, Danny 2003-2004 (IF)
GARCIA, Karim 2004 (OF)
GARDENHIRE, Ron 1981-1985 (SS)
GARDNER, Jeff 1991 (IF)
GARDNER, Rob 1965-1966 (LHP)
GARDNER, Wes 1984-1985 (RHP)
GARRETT, Wayne 1969-1976 (3B)
GASPAR, Rod 1969-1970 (OF)
GEE, DILLON 2010- (RHP)
GENTRY, Gary 1969-1972 (RHP)
GIBBONS, John 1984, 1986-1987 (C)
GIBSON, Bob 1987 (RHP)
GIBSON, Paul 1992-1993 (LHP)
GILBERT, Shawn 1997-1998 (IF)
GILES, Brian 1981-1983 (IF)
GILKEY, Bernard 1996-1998 (OF)
GINSBERG, Joe 1962 (C)
GINTER, Matt 2004 (RHP)
GLAVINE, Mike 2003 (IF)
GLAVINE, Tom 2003-2007 (LHP)
GLYNN, Ed 1979-1980 (LHP)
GOMEZ, Carlos 2007 (OF)
GONDER, Jesse 1963-1965 (C)
GONZALEZ, Dicky 2001-2002 (RHP)
GONZALEZ, Jeremi 2006 (RHP)
GONZALEZ, Raul 2002-2003 (OF)
GOODEN, Dwight 1984-1994 (RHP)
GOOSSEN, Greg 1965-1968 (C)
GORMAN, Tom 1982-1985 (LHP)
GOSGER, Jim 1969, 1973-1974 (OF)
GOTAY, Ruben 2007 (IF)
GOZZO, Mauro 1993-1994 (RHP)
GRAHAM, Bill 1967 (RHP)
GRAHAM, Wayne 1964 (3B)
GRAVES, Danny 2005 (RHP)
GREEN, Andy 2009 (INF)
GREEN, Dallas 1966 (RHP)
GREEN, Pumpsie 1963 (3B)
GREEN, Sean 2009 (RHP)
GREEN, Shawn 2006-2007 (1B/OF)
GREENE, Charlie, 1996 (C)
GREER, Kenny 1993 (RHP)
GRIEVE, Tom 1978 (OF)
GRIFFITHS, Jeremy 2003-2004 (RHP)
GROTE, Jerry 1966-1977 (C)
GRZENDA, Joe 1967 (LHP)
GUETTERMAN, Lee 1992 (LHP)

GUNDERSON, Eric 1994-1995 (LHP)
GUTHRIE, Mark 2002 (LHP)
GUTIERREZ, Ricky 2004 (IF)

H (78)

HAHN, Don 1971-1974 (OF)
HAIRSTON, Scott 2011-2012 (OF)
HALL, Tom 1975-1976 (LHP)
HALTER, Shane 1999 (IF)
HAMILTON, Darryl 1999-2001 (OF)
HAMILTON, Jack 1966-1967 (RHP)
HAMPTON, Justin, 2012 (LHP)
HAMPTON, Ike 1974 (C)
HAMPTON, Mike 2000 (LHP)
HAMULACK, Tim 2005 (LHP)
HANEY, Todd 1998 (IF)
HARDTKE, Jason 1996-1997 (IF)
HARE, Shawn 1994 (OF)
HARKNESS, Tim 1963-1964 (IB)
HARNISCH, Pete 1995-1997 (RHP)
HARRELSON, Bud 1965-1977 (SS)
HARRIS, Greg 1981 (RHP)
HARRIS, Willie 2011 (OF)
HARRIS, Lenny 1998, 2000-2001 (IF/OF)
HARTS, Greg 1973 (PH)

HARVEY, MATT 2012- (RHP)

HASSLER, Andy 1979 (LHP)
HAUSMAN, Tom 1978-1982 (RHP)
HEARN, Ed 1986 (C)
HEBNER, Richie 1979 (3B)
HEEP, Danny 1983-1986 (OF)

HEFNER, JEREMY 2012- (RHP)

HEIDEMANN, Jack 1975-1976 (IF)
HEILMAN, Aaron 2003-2008 (RHP)
HEISE, Bob 1967-1969 (IF)
HENDERSON, Ken 1978 (OF)
HENDERSON, Rickey 1999-2000 (OF)
HENDERSON, Steve 1977-1980 (OF)
HENDLEY, Bob 1967 (LHP)
HENNIGAN, Phil 1973 (RHP)
HENRY, Doug 1995-1996 (RHP)
HEPLER, Bill 1966 (LHP)
HERBEL, Ron 1970 (RHP)
HEREDIA, Felix 2005 (LHP)
HERNANDEZ, Anderson 2005-2007, 2009 (IF)
HERNANDEZ, Keith 1983-1989 (IB)
HERNANDEZ, Livan 2009 (RHP)
HERNANDEZ, Luis 2010 (INF)
HERNANDEZ, Manny 1989 (RHP)
HERNANDEZ, Orlando 2006-2008 (RHP)
HERNANDEZ, Roberto 2005-2006 (RHP)
HERR, Tom 1990-1991 (2B)
HERRERA, Daniel 2011-2012 (LHP)
HERRSCHER, Rick 1962 (IF)
HERSHISER, Orel 1999 (RHP)
HESSMAN, Mike 2010 (INF)
HICKMAN, Jim 1962-1966 (OF)
HICKS, Joe 1963 (OF)
HIDALGO, Richard 2004 (OF)
HIETPAS, Joe 2004 (C)
HILLER, Chuck 1965-1967 (IF)
HILLMAN, Dave 1962 (RHP)
HILLMAN, Eric 1992-1994 (LHP)
HINCHLIFFE, Brett 2001 (RHP)
HINSLEY, Jerry 1964, 1967 (RHP)
HODGES, Gil 1962-1963 (IB)
HODGES, Ron 1973-1984 (C)
HOLMAN, Scott 1980, 1982-1983 (RHP)



Jay Hook

HOOK, Jay 1962-1964 (RHP)
HOUSIE, Wayne 1993 (OF)
HOWARD, Mike 1981-1983 (OF)
HOWELL, Pat 1992 (OF)
HU, Chin-lung 2011 (IF)
HUDEK, John 1998 (P)
HUDSON, Jesse 1969 (LHP)
HUGHES, Keith 1990 (OF)
HUMBER, Philip 2006-2007 (RHP)
HUNDLEY, Todd 1990-1998 (C)
HUNT, Ron 1963-1966 (2B)
HUNTER, Willard 1962, 1964 (LHP)
HURDLE, Clint 1983, 1985, 1987 (C)
HURST, Jonathan 1994 (RHP)
HUSKEY, Butch 1993, 1995-1998 (IF/OF)

I (4)

IGARASHI, Ryota 2010-2011 (RHP)
INNIS, Jeff 1987-1993 (RHP)
ISHII, Kazuhisa 2005 (LHP)
ISRINGHAUSEN, Jason 1995-1999, 2011 (RHP)

J (26)

JACKSON, Al 1962-1965, 1968-1969 (LHP)
JACKSON, Darrin 1993 (OF)
JACKSON, Roy Lee 1977-1980 (RHP)
JACOBS, Mike 2005, 2010 (IF)
JACOME, Jason 1994-1995 (LHP)
JEFFERIES, Gregg 1987-1991 (IF)
JEFFERSON, Stanley 1986 (OF)
JELIC, Chris 1990 (C)
JOHNSON, Ben 2007 (OF)
JOHNSON, Bob D. 1969 (RHP)
JOHNSON, Bob W. 1967 (IF)
JOHNSON, Howard 1985-1993 (IF/OF)
JOHNSON, Lance 1996-1997 (OF)
JOHNSON, Mark, 2000-2001 (OF/IF)
JOHNSON, Rob 2012 (C)
JONES, Barry 1992 (RHP)
JONES, Bobby J. 1993-2000 (RHP)
JONES, Bobby M. 2000-2002 (LHP)
JONES, Chris 1995-1996 (OF)
JONES, Cleon 1963, 1965-1975 (OF)
JONES, Randy 1981-1982 (LHP)
JONES, Ross 1984 (SS)
JONES, Sherman 1962 (RHP)
JORDAN, Ricardo 1997 (LHP)
JORGENSEN, Mike 1968, 1970-1971, 1980, 1983 (IB)
JULIO, Jorge 2006 (RHP)

K (22)

KAISER, Jeff 1993 (LHP)
KANEHL, Rod 1962-1964 (IF)
KASHIWADA, Takashi 1997 (LHP)
KENT, Jeff 1992-1996 (IF)
KEPPINGER, Jeff 2004-2005 (IF)
KINGMAN, Dave 1975-77, 1981-83 (IB/OF)
KINKADE, Mike 1998-2000 (IF)
KIRBY, Wayne 1998 (OF)
KLAUS, Bobby 1964-65 (IF)
KLEVEN, Jay 1976 (C)
KLIMCHOCK, Lou 1966 (PH)
KNIGHT, Brandon 2008 (RHP)
KNIGHT, Ray 1984-86 (3B)
KOBEL, Kevin 1978-80 (LHP)
KOLB, Gary 1965 (OF)
KOMIYAMA, Satoru 2002 (RHP)
KOO, Dae-Sung 2005 (LHP)
KOONCE, Cal 1967-70 (RHP)
KOOSMAN, Jerry 1967-78 (LHP)
KRANEPOOL, Ed 1962-79 (IB)
KROLL, Gary 1964-65 (RHP)
KUNZ, Eddie 2008 (RHP)

L (37)

LABINE, Clem 1962 (RHP)
LAMABE, Jack 1967 (RHP)
LAMB, David 2000 (IF)
LANDRITH, Hobie 1962 (C)
LANDRUM, Ced 1993 (OF)
LARY, Frank 1964-1965 (RHP)
LATHAM, Bill 1985 (LHP)
LAWRENCE, Brian 2007 (RHP)
LAWTON, Matt 2001 (OF)
LEACH, Terry 1981-1982, 1985-1989 (RHP)
LEARY, Tim 1981, 1983-1984 (RHP)
LEDEE, Ricky 2006-2007 (OF)
LEDESMA, Aaron 1995 (IF)
LEITER, Al 1998-2004 (LHP)
LEWIS, Fred 2012 (OF)
LEWIS, Johnny 1965-1967 (OF)
LIDDELL, Dave 1990 (C)
LIDLE, Cory 1997 (RHP)
LIMA, Jose 2006 (RHP)
LINDEMAN, Jim 1994 (OF/IB)
LINTON, Doug 1994 (RHP)
LINZ, Phil 1967-1968 (2B)
LITTLE, Mark 2002 (OF)
LLOYD, Graeme 2003 (LHP)
LOCKE, Ron 1964 (LHP)
LOCKWOOD, Skip 1975-1979 (RHP)
Lo DUCA, Paul 2006-2007 (C)
LOLICH, Mickey 1976 (LHP)
LOMBARDI, Phil 1989-1990 (C)
LOMON, Kevin 1995 (RHP)
LONG, Terrence 1998-1999 (OF)
LOOPER, Braden 2004-2005 (RHP)
LOPEZ, Luis 1997-1999 (IF)
LUPLOW, Al 1966-1967 (OF)
LUTZ, ZACH 2012- (IF)
LYNCH, Ed 1980-1986 (RHP)
LYONS, Barry 1986-1990 (C)


M (97)

MacDONALD, Bob 1996 (LHP)
MacKENZIE, Ken 1962-1963 (LHP)
MACHADO, Julio 1989-1990 (RHP)
MADDOX, Elliott 1978-1980 (OF)



HISTORY

MADDUX, Mike 1993-1994 (RHP)
 MAGADAN, Dave 1986-1992 (1B/3B)
 MAHOMES, Pat 1999-2000 (RHP)
 MAINE, John 2006-2010 (RHP)
 MANGUAL, Pepe 1976-1977 (OF)
 MANKOWSKI, Phil 1980, 1982 (3B)
 MANN, Jim 2000 (RHP)
 MANTILLA, Felix 1962 (IF)
 MANUEL, Barry 1997 (RHP)
 MANZANILLO, Josias 1993-95, 1998-99 (RHP)
 MARRERO, Eli 2006 (C)
 MARSHALL, Dave 1970-1972 (OF)
 MARSHALL, Jim 1962 (1B)
 MARSHALL, Mike 1981 (RHP)
 MARSHALL, Mike A. 1990 (OF)
 MARTIN, J.C. 1968-1969 (C)
 MARTIN, Jerry 1984 (OF)
 MARTIN, Tom 2001 (LHP)
 MARTINEZ, Fernando 2009-2011 (OF)
 MARTINEZ, Pedro A. 1996 (LHP)
 MARTINEZ, Pedro J. 2005-2008 (RHP)
 MARTINEZ, Ramon 2008-2009 (IF)
 MARTINEZ, Teddy 1970-1974 (IF)
 MASON, Roger 1994 (RHP)
 MATLACK, Jon 1971-1977 (LHP)
 MATSUI, Kazuo 2004-2006 (IF)
 MATTHEWS JR., Gary 2002, 2010 (OF)
 MATTHEWS, Mike 2005 (LHP)
 MAY, Jerry 1973 (C)
 MAYNE, Brent 1996 (C)
 MAYS, Willie 1972-1973 (OF)
 MAZZILLI, Lee 1976-1981, 1986-1989 (OF)
 McANDREW, Jim 1968-1973 (RHP)
 McCLURE, Bob 1988 (LHP)
 McCRAE, Rodney 1992 (OF)
 McDANIEL, Terry 1991 (OF)
 McDOWELL, Roger 1985-1989 (RHP)
 McELROY, Chuck 1999 (LHP)
 McEWING, Joe 2000-2004 (IF/OF)
 McGuIRE, Ryan 2000 (OF)
 McGRAW, Tug 1965-67, 1969-74 (LHP)
MCHUGH, COLLIN 2012- (RHP)
 McKNIGHT, Jeff 1989, 1992-1994 (IF)
 McMICHAEL, Greg 1997-1999 (RHP)
 McMILLAN, Roy 1964-1966 (IF)
 McRAE, Brian 1997-1999 (OF)
 McREYNOLDS, Kevin 1987-91, 1994 (OF)
 MEDICH, George 1977 (RHP)
MEJIA, JENRRY 2010- (RHP)
 MENDOZA, Carlos 1997 (OF)
 MERCADO, Orlando 1990 (C)
 METZGER, Butch 1978 (RHP)



Felix Millan

MIDDLEBROOK, Jason 2002 (RHP)
 MIENTKIEWICZ, Doug 2005 (IF)
 MILLAN, Felix 1973-1977 (2B)
 MILLEDGE, Lastings 2006-2007 (OF)
 MILLER, Bob G. 1962 (LHP)
 MILLER, Bob L. 1962, 1973-1974 (RHP)
 MILLER, Dyar 1980-1981 (RHP)
 MILLER, Keith 1987-1991 (IF/OF)
 MILLER, Larry 1965-1966 (LHP)
 MILLIARD, Ralph 1998 (IF)
 MILLIGAN, Randy 1987 (OF)
 MILNER, John 1971-1977 (OF)
 MINOR, Blas 1995-1996 (RHP)
 MISCH, Pat 2009-2011 (LHP)
 MITCHELL, John 1986-1989 (RHP)
 MITCHELL, Kevin 1984, 1986 (OF)
 MIZELL, Wilmer 1962 (LHP)
 MLICKI, Dave 1995-1998 (RHP)
 MOFORD, Herb 1962 (RHP)
 MOLINA, Gustavo 2008 (C)
 MONTANEZ, Willie 1978-1979 (1B)
 MOOCK, Joe 1967 (3B)
 MOORE, Tommy 1972-1973 (RHP)
 MOORHEAD, Bob 1962, 1965 (RHP)
 MORA, Melvin 1999-2000 (OF)
 MORALES, Jerry 1980 (OF)
 MORAN, Al 1963-1964 (IF)
 MORENO, Jose 1980 (IF)
 MORENO, Orber 2003-2004 (RHP)
 MORGAN, Kevin 1997 (IF)
 MOTA, Guillermo 2006-2007 (RHP)
 MUNIZ, Carlos 2007-2008 (RHP)
 MURPHY, Bill 1966 (OF)
MURPHY, DANIEL 2008- (OF)
 MURRAY, Dan 1999 (RHP)
 MURRAY, Dale 1978-1979 (RHP)
 MURRAY, Eddie 1992-1993 (IF)
 MUSGRAVES, Dennis 1965 (RHP)
 MUSSELMAN, Jeff 1989-1990 (LHP)
 MYERS, Randy 1985-1989 (LHP)
 MYRICK, Bob 1976-1978 (LHP)


N (19)

NADY, Xavier 2006 (OF)
 NAPOLEON, Dan 1965-1966 (OF)
 NAVARRO, Tito 1993 (IF)
 NEAL, Charlie 1962-1963 (IF)
 NEWHAN, David 2007 (OF)
 NICKEAS, Mike 2010-2012 (C)
 NIEMANN, Randy 1985-1986 (LHP)
NIESE, JONATHON 2008- (LHP)
NIEUWENHUIS, KIRK 2012- (OF)
 NIEVE, Fernando 2009-2010 (RHP)
 NITKOWSKI, CJ 2001 (LHP)
 NIXON, Trot 2008 (OF)
 NOBOA, Junior 1992 (IF)
 NOLAN, Joe 1972 (C)
 NOMO, Hideo 1998-1999 (RHP)
 NORMAN, Dan 1977-1980 (OF)
 NUNEZ, Abraham 2008 (IF)
 NUNEZ, Edwin 1988 (RHP)
 NUNNALLY, Jon 2000 (OF)

O (40)

O'BRIEN, Charlie 1990-1993 (C)
 OCHOA, Alex 1995-1997 (OF)
 O'CONNOR, Mike 2011 (LHP)
 O'DAY, Darren 2009 (RHP)
 OFFERMAN, Jose 2005 (IF)
 OJEDA, Bob 1986-1990 (LHP)

OLERUD, John 1997-1999 (IF)
 OLIVER, Darren 2006 (LHP)
 OLSON, Garrett 2012 (LHP)
 O'MALLEY, Tom 1989-1990 (IF)
 OQUEENDO, Jose 1983-1984 (IF)
 ORDOÑEZ, Rey 1996-2002 (IF)
 OROSCO, Jesse 1979, 1981-1987 (LHP)



Jesse Orosco

ORSULAK, Joe 1993-1995 (OF)
 ORTIZ, Junior 1981-1983 (C)
 OSTROSSER, Brian 1973 (SS)
 OTERO, Ricky 1995 (OF)
 OTIS, Amos 1967, 1969 (OF)
 OWENS, Henry 2006 (RHP)
 OWNBEY, Rick 1982-1983 (RHP)

P (39)

PACELLA, John 1977, 1979-1980 (RHP)
 PACIOREK, Tom 1985 (OF)
 PADILLA, Juan 2005-2008 (RHP)
 PAGAN, Angel 2008-2011 (OF)
 PAQUETTE, Craig 1998 (IF)
 PARK, Chan Ho 2007 (RHP)
 PARKER, Harry 1973-1975 (RHP)
 PARKER, Rick 1994 (OF)
PARNELL, BOBBY 2008- (RHP)
 PARRA, Jose 2004 (RHP)
 PASCUCCI, Valentino 2011 (OF)
 PARSONS, Tom 1964-1965 (RHP)
 PAULINO, Ronny 2011 (C)
 PAYTON, Jay 1998-2002 (OF)
 PECOTA, Bill 1992 (IF)
 PEDRIQUE, Al 1987 (IF)
 PELFREY, Mike 2006-2012 (RHP)
 PEMBERTON, Brock 1974-1975 (1B)
 PENA, Alejandro 1990-1991 (RHP)
 PEREZ, Timo 2000-2003 (OF)
 PEREZ, Oliver 2006-2010 (LHP)
 PEREZ, Yorkis 1997 (LHP)
 PERSON, Robert 1995-1996 (RHP)
 PETAGINE, Roberto 1996-1997 (1B)
 PFEIL, Bob 1969 (3B)
 PHILLIPS, Andy 2008 (IF)
 PHILLIPS, Tony 1998 (OF)
 PHILLIPS, Jason 2001-2004 (C)
 PHILLIPS, Mike 1975-1977 (IF)
 PIAZZA, Mike 1998-2005 (C)
 PIERSALL, Jim 1963 (OF)
 PIGNATANO, Joe 1962 (C)
 POWELL, Grover 1963 (LHP)
 PRATT, Todd 1997-2001 (C)
 PRIDIE, Jason 2011 (OF)
 PUIG, Rich 1974 (IF)
 PULEO, Charlie 1981-1982 (RHP)

PULSIPHER, Bill 1995-1998, 2000 (LHP)
PUTZ, JJ. 2009 (RHP)

Q (1)

QUINTANILLA, OMAR 2012- (IF)


R (46)

RAJSICH, Gary 1982-1983 (1B)
RAMIREZ, ELVIN 2012- (RHP)
RAMIREZ, Mario 1980 (IF)
RAMIREZ, Ramon 2012 (RHP)
RANDLE, Lenny 1977-1978 (IF)
RANDOLPH, Willie 1992 (IF)
RAUCH, Bob 1972 (RHP)
RAUCH, Jon 2012 (RHP)
REARDON, Jeff 1979-1981 (RHP)
REDDING, Tim 2009 (RHP)
REDMAN, Prentice 2003 (OF)
REED, Darren 1990 (OF)
REED, Jeremy 2009 (OF)
REED, Steve 2002 (RHP)
REED, Rick 1997-2001 (RHP)
RELAFFORD, Desi 2001 (IF)
REMLINGER, Mike 1994-1995 (LHP)
RENIFF, Hal 1967 (RHP)
REYES, Argenis 2008 (IF)
REYES, Jose 2003-2011 (IF)
REYNOLDS, Ron 1982-1983, 1985 (C)
REYNOLDS, Tom 1967 (OF)
REYNOSO, Armando 1997-1998 (RHP)
RIBANT, Dennis 1964-1966 (RHP)
RICHARDSON, Gordon 1965-1966 (LHP)
RIGGAN, Jerrod 2000-2001 (RHP)
RINCON, Ricardo 2008 (LHP)
RING, Royce 2005-2006 (LHP)
RIVERA, Luis 1994 (IF)
ROACH, Jason 2003 (RHP)
ROBERSON, Kevin 1996 (OF)
ROBERTS, Dave 1981 (LHP)
ROBERTS, Grant 2000-2004 (RHP)
RODRIGUEZ, Francisco 2009-2011 (RHP)
RODRIGUEZ, Rich 2000 (LHP)
ROGERS, Kenny 1999 (LHP)
ROHR, Les 1967-1969 (LHP)
ROJAS, Mel 1997-1998 (RHP)
ROSADO, Luis 1977, 1980 (1B)
ROSE, Brian 2001 (RHP)
ROSE, Don 1971 (RHP)
ROTTINO, Vinny 2012 (C)
ROWE, Don 1963 (LHP)
RUSCH, Glendon 1999-2001 (LHP)
RUSTECK, Dick 1966 (LHP)
RYAN, Nolan 1966, 1968-1971 (RHP)

S (96)

SABERHAGEN, Bret 1992-1995 (RHP)
SADECKI, Ray 1970-1974, 1977 (LHP)
SAMBITO, Joe 1985 (LHP)
SAMUEL, Amado 1964 (IF)
SAMUEL, Juan 1989 (IF)
SANCHEZ, Duaner 2006-2008 (RHP)
SANCHEZ, Rey 2003 (IF)
SANDERS, Ken 1975-1976 (RHP)
SANTANA, JOHAN 2008- (LHP)
SANTANA, Rafael 1984-1987 (SS)
SANTIAGO, Jose 2005 (RHP)
SANTOS, Omir 2009 (C)
SASSER, Mackey 1988-1992 (C)
SATIN, JOSH 2011- (IF)

SAUNDERS, Doug 1993 (IF)
SAUVEUR, Rich 1991 (LHP)
SCARCE, Mac 1975 (LHP)
SCHAFFER, Jim 1965 (C)
SCHATZEDER, Dan 1990 (LHP)
SCHIRALDI, Calvin 1984-1985 (RHP)
SCHEMLZ, Al 1967 (RHP)
SCHNECK, Dave 1972-1974 (OF)
SCHNEIDER, Brian 2008-2009 (C)
SCHOENEWEIS, Scott 2007-2008 (LHP)
SCHOFIELD, Dick 1992 (SS)
SCHOUREK, Pete 1991-1994 (LHP)
SCHREIBER, Ted 1963 (IF)
SCHULZE, Don 1987 (RHP)
SCHWINDEN, CHRIS 2011-2012 (RHP)
SCOTT, Mike 1979-1982 (RHP)
SCUTARO, Marco 2002-2003 (IF)
SEARAGE, Ray 1981 (LHP)
SEAUER, Tom 1967-1977, 1983 (RHP)



Tom Seaver

SEGUI, David 1994-1995 (1B)
SELE, Aaron 2007 (RHP)
SELMA, Dick 1965-1968 (RHP)
SEMINARA, Frank 1994 (RHP)
SEO, Jae 2002-2005 (RHP)
SHAMSKY, Art 1968-1971 (OF)
SHAW, Bob 1966-1967 (RHP)
SHAW, Don 1967-1968 (LHP)
SHEFFIELD, Gary 2009 (OF)
SHERRY, Norm 1963 (C)
SHINJO, Tsuyoshi 2001, 2003 (OF)
SHIPLEY, Craig 1989 (IF)
SHIRLEY, Bart 1967 (2B)
SHOPPACH, Kelly 2012 (C)
SHORT, Bill 1968 (LHP)
SIEBERT, Paul 1977-1978 (LHP)
SIMONS, Doug 1991 (LHP)
SINGLETON, Ken 1970-1971 (OF)
SISK, Doug 1982-1987 (RHP)
SMITH, Bobby Gene 1962 (OF)
SMITH, Charley 1964-1965 (3B)
SMITH, Dick 1963-1964 (OF)
SMITH, Joe 2007-2008 (RHP)
SMITH, Pete 1994 (RHP)
SNEAD, Esix 2002-2003 (OF)
SNIDER, Duke 1963 (OF)
SPAHN, Warren 1965 (LHP)
SOLER, Alay 2006 (RHP)
SOSA, Jorge 2007-2008 (RHP)
SPEHR, Tim 1998 (C)
SPENCER, Shane 2004 (OF)
SPIERS, Bill 1995 (IF)
SPRINGER, Steve 1992 (IF)
SPRINGER, Dennis 2000 (RHP)
STAHL, Larry 1967-1968 (OF)
STAIGER, Roy 1975-1977 (3B)
STALLARD, Tracy 1963-1964 (RHP)
STANTON, Leroy 1970-1971 (OF)
STANTON, Mike 2003-2004 (LHP)
STAUB, Rusty 1972-1975, 1981-1985 (OF)
STEARNS, John 1975-1984 (C)
STEPHENSON, John 1964-1966 (C)
STERLING, Randy 1974 (RHP)
STINNETT, Kelly 1994-1995, 2006 (C)
STINSON, JOSH 2011 (RHP)
STOKES, Brian 2008-2009 (RHP)
STONE, George 1973-1976 (LHP)
STONER, Tobi 2009-2010 (RHP)
STRANGE, Pat 2002-2003 (RHP)
STRAVBERRY, Darryl 1983-1990 (OF)
STRICKLAND, Scott 2002-2004 (RHP)
STROHMAYER, John 1973-1974 (RHP)
STROM, Brent 1972 (LHP)
STUART, Dick 1966 (1B)
STURDIVANT, Tom 1964 (RHP)
SUDAKIS, Bill 1972 (C)
SULLIVAN, Cory 2009 (OF)
SULLIVAN, John 1967 (C)
SUTHERLAND, Darrell 1964-1966 (RHP)
SWAN, Craig 1973-1984 (RHP)
SWITZER, Jon 2009 (LHP)
SWEET, Rick 1982 (C)
SWOBODA, Ron 1965-1970 (OF)

T (49)

TABLER, Pat 1990 (OF)
TAKAHASHI, Hisanori 2010 (LHP)
TAKAHASHI, Ken 2009 (LHP)
TAKATSU, Shingo 2005 (RHP)
TAM, Jeff 1998-1999 (RHP)
TANANA, Frank 1993 (LHP)
TAPANI, Kevin 1989 (RHP)
TARASCO, Tony 2002 (OF)
TATE, Randy 1975 (RHP)
TATIS, Fernando 2008-2010 (OF)
TATUM, Jim 1998 (OF)
TAVERAS, Frank 1979-1981 (SS)
TAYLOR, Billy 1999 (LHP)
TAYLOR, Hawk 1964-1967 (C)
TAYLOR, Chuck 1972 (RHP)
TAYLOR, Ron 1967-1971 (RHP)
TAYLOR, Sammy 1962-1963 (C)
TEJADA, RUBEN 2010- (INF)
TELGHEDER, Dave 1993-1995 (RHP)
TEMPLETON, Garry 1991 (IF)
TERRELL, Walt 1982-1984 (RHP)
TERRY, Ralph 1966-1967 (RHP)
TEUFEL, Tim 1986-1991 (IF)
THAYER, Dale 2011 (RHP)
THEODORE, George 1973-1974 (OF)
THOLE, Josh 2009-2012 (C)
THOMAS, Frank 1962-1964 (OF)
THOMPSON, Ryan 1992-1996 (OF)
THOMSON, John 2002 (RHP)
THORNTON, Lou 1989-1990 (OF)
THRONBERRY, Marv 1962-1963 (1B)
THURMAN, Gary 1997 (OF)
TIDROW, Dick 1984 (RHP)
TILLMAN, Rusty 1982 (OF)



HISTORY

TOCA, Jorge 1999 (OF)
 TODD, Jackson 1977 (RHP)
 TOMBERLIN, Andy 1996-1997 (OF)
 TORRE, Joe 1975-1977 (IF)
 TORRES, Andre 2012 (OF)
 TORREZ, Mike 1983-1984 (RHP)
 TORVE, Kelvin 1990-1991 (1B)
 TRACHSEL, Steve 2001-2006 (RHP)
 TRAMMELL, Bubba 2000 (OF)
 TREVINO, Alex 1978-1981, 1990 (C)
 TRLICEK, Rick 1996; 1997-1998 (RHP)
 TUCKER, Michael 2006 (OF)
TURNER, JUSTIN 2010- (INF)
 TWITCHELL, Wayne 1979 (RHP)
 TYNER, Jason 2000 (OF)

U (2)

UNSER, Del 1975-1976 (OF)
 URDANETA, Lino 2007 (RHP)

V (21)

VAIL, Mike 1975-1977 (OF)
 VALDES, Raul 2010 (LHP)
VALDESPIN, JORDANY 2012- (INF)
 VALDEZ, Wilson 2009 (INF)
 VALENTIN, John 2002 (IF)
 VALENTIN, Jose 2006-2008 (IF)
 VALENT, Eric 2004-2005 (OF)
 VALENTINE, Bobby 1977-1978 (2B)
 VALENTINE, Ellis 1981-1982 (OF)
 VALERA, Julio 1990-1991 (RHP)
 VARGAS, Claudio 2008 (RHP)
 VARGAS, Jason 2007-2008 (LHP)
 VAUGHN, Mo 2002-2003 (1B)
 VELANDIA, Jorge 2000-2003 (IF)
 VENTURA, Robin 1999-2001 (IF)
 VERYZER, Tom 1982 (SS)
 VINA, Fernando 1994 (IF/OF)

VIOLA, Frank 1989-1991 (LHP)
 VITKO, Joe 1992 (RHP)
 VIZCAINO, Jose 1994-1996 (IF)
W (38)
 WAGNER, Billy 2006-2009 (LHP)
 WAKEFIELD, Bill 1964 (RHP)
 WALKER, Chico 1992-1993 (IF/OF)
 WALKER, Pete 1995, 2001-2002 (RHP)
 WALKER, Tyler 2002-2003 (RHP)
 WALL, Donnie 2001 (RHP)
 WALLACE, Derek 1996-1999 (RHP)
 WALTER, Gene 1987 (LHP)
 WASHINGTON, Claudell 1980 (OF)
 WATSON, Allen 1999 (LHP)
 WATSON, Matt 2003 (OF)
 WEATHERS, David 2002-2004 (RHP)
 WEBB, Hank 1972-1976 (RHP)
 WEIS, Al 1968-1971 (IF)
 WENDELL, Turk 1997-2001 (RHP)



Turk Wendell

WEST, Dave 1988-1989 (LHP)
 WESTON, Mickey 1993 (RHP)
 WHEELER, Dan 2003-2004 (RHP)
 WHITE, Rick 2000-2001 (RHP)
 WHITEHURST, Wally 1989-1992 (RHP)
 WIGGINTON, Ty 2002-2004 (IF)
 WILKINS, Rick 1998 (C)
 WILLEY, Carl 1963-1965 (RHP)
 WILLHITE, Nick 1967 (LHP)
 WILLIAMS, Charlie 1971 (RHP)
 WILLIAMS, Dave 2007 (LHP)
 WILLIAMS, Gerald 2004-2005 (OF)
 WILSON, Mookie 1980-1989 (OF)
 WILSON, Paul 1996-2000 (RHP)
 WILSON, Preston 1998 (OF)
 WILSON, Tom 2004 (C)
 WILSON, Vance 1999-2004 (C)
 WINNINGHAM, Herman 1984 (OF)
 WISE, Matt 2008 (RHP)
 WOODLING, Gene 1962 (OF)
 WOODWARD, Chris 2005-2006 (IF)
WRIGHT, DAVID 2004- (IF)
 WYNNNE, Billy 1967 (RHP)

Y (5)

YATES, Tyler 2002-2005 (RHP)
 YOSHII, Masato 1998-1999 (RHP)
 YOUNG, Anthony 1991-1993 (RHP)
 YOUNG, Chris 2011-2012 (RHP)
 YOUNGBLOOD, Joel 1977-1982 (OF)

Z (4)

ZACHRY, Pat 1977-1982 (RHP)
 ZAMBRANO, Victor 2004-2006 (RHP)
 ZEILE, Todd 2000-2001, 2004 (1B)
 ZIMMER, Don 1962 (3B)

NEVER TOO YOUNG

Ten teenagers have performed for the Mets, ranging from 17-year old Ed Kranepool in 1962 to 19-year old Jose Reyes in 2003. Here are the 10 Met teenagers, starting with the youngest:

NAME	BIRTHDATE	FIRST GAME	AGE AT FIRST GAME
Ed Kranepool	November 8, 1944	September 22, 1962	17 years, 10 months, 14 days
Jim Bethke	November 5, 1946	April 12, 1965	18 years, 5 months, 7 days
Jerry Hinsley	April 9, 1945	April 18, 1964	19 years, 9 days
Kevin Collins	August 4, 1946	September 1, 1965	19 years, 28 days
Dwight Gooden	Nov. 16, 1964	April 7, 1984	19 years, 4 months, 22 days
Nolan Ryan	January 31, 1947	September 11, 1966	19 years, 7 months, 11 days
Greg Goossen	December 14, 1945	September 3, 1965	19 years, 8 months, 20 days
Tim Lili	December 8, 1950	September 11, 1970	19 years, 9 months, 3 days
Jose Oquendo	July 4, 1963	May 2, 1983	19 years, 9 months, 28 days
Jose Reyes	June 11, 1983	June 10, 2003	19 years, 11 months, 30 days



METS NUMERICAL ROSTER

00

Tony Clark (2003)

0

Terry McDaniel (1992)
Rey Ordóñez (1996-1997)

1

Richie Ashburn (1962)
Cliff Cook (1963)
Duke Carmel (1963)
Charley Smith (1964-1965)
Ed Bressoud (1966)
Jerry Buchek (1967-1968)
Kevin Collins (1969)
Bobby Pfeil (1969)
Lute Barnes (1972-1973)
Gene Clines (1975)
Leo Foster (1976-1977)
Bobby Valentine (1977-1978)
Sergio Ferrer (1979)
Mookie Wilson (1980-1989, 1997-2002)
Lou Thornton (1990)
Chuck Carr (1990)
Vince Coleman (1991-1992)
Tony Fernandez (1993)
Kevin Baez (1993)
Fernando Vina (1994)
Ricky Otero (1995)
Lance Johnson (1996-1997)
Esix Sneed (2004)
Anderson Hernandez (2005-2007)
Luis Castillo (2007-2010)
Mookie Wilson (2011)
Jordany Valdespin (2012)

2

Marv Throneberry (1962-1963)
Jimmy Piersall (1963)
George Altman (1964)
Chuck Hiller (1965-1967)
Phil Linz (1967-1968)
Bob Aspromonte (1971)
Jim Fregosi (1972-1973)
Brock Pemberton (1974-1975)
Roy Staiger (1976-1977)
Tom Grieve (1978)
Phil Mankowski (1980)
Jose Oquendo (1983-1984)
Larry Bowa (1985)
Kevin Elster (1986)
Bill Almon (1987)
Mackey Sasser (1988-1992)
Wayne Housie (1993)
Doug Saunders (1993)
Damon Buford (1995)
Bobby Valentine (1985, 1996-2002)
Gary Pettis (2003-2004)
Sandy Alomar Sr. (2005-2009)
Justin Turner (2010-2012)

3

Gus Bell (1962)
Ed Bouchee (1962)
Tim Larkness (1963-1964)
Bill Cowan (1965)
Bud Harrelson (1965-1977, 1982, 1989-1991)
Sergio Ferrer (1978)
Richie Hebner (1979)
Mario Ramirez (1980)
Mike Cubbage (1981)
Rafael Santana (1984-1987)
Junior Naboa (1992)
Darrin Jackson (1993)
Luis Rivera (1994)
Carl Everett (1995-1997)
Vance Wilson (1998-2000)
Jason Phillips (2001)
Vance Wilson (2001-2004)
Miguel Cairo (2005)
Manny Acta (2006)
Damion Easley (2007-2008)
Alex Cora (2009)
Luis Hernandez (2010)
Josh Satin (2011-2012)

4

Charlie Neal (1962-1963)
Duke Snider (1963)
Wayne Graham (1964)
Ron Swoboda (1966-1970)
Rusty Staub (1972-1974)
Bruce Boischlair (1976-1979)
Jose Moreno (1980)
Bob Bailor (1981-1983)
Lenny Dykstra (1985-1989)
Lou Thornton (1989)
Mike Cubbage (1990-1996)
Cookie Rojas (1997-1998)
Robin Ventura (1999-2001)
John Valentin (2002)
Matt Galante (2003-2004)
Chris Woodward (2005-2006)
Ben Johnson (2007)
Anderson Hernandez (2007)
Robinson Cancel (2008)
Argenis Reyes (2008)
Wilson Valdez (2009)
Angel Berroa (2009)
Henry Blanco (2010)
Brad Emaus (2011)
Mike Nickeas (2012)

5

Hobie Landrith (1962)
Joe Pignatano (1962)
Norm Sherry (1963)
Chris Cannizzaro (1965)
Shaun Fitzmaurice (1966)
Sandy Alomar, Sr. (1967)
Ed Charles (1967-1969)

Joe Foy (1970)
Francisco Estrada (1971)
Jim Beauchamp (1972-1973)
Jim Gosger (1974)
Jerry Moses (1975)
Mike Phillips (1975-1977)
Steve Henderson (1977)
Mike Howard (1981-1983)
Davey Johnson (1984-1990)
Charlie O'Brien (1991)
Jeff McKnight (1992)
Jeromy Burnitz (1993-1994)
Brook Fordyce (1995)
Chris Jones (1995-1996)
John Olerud (1997-1999)
Mark Johnson (2000, 2002)
Tsuyoshi Shinjo (2001, 2003)
David Wright (2005-2012)



David Wright

6

Jim Marshall (1962)
Cliff Cook (1962)
Rick Herrscher (1962)
Larry Burright (1963-1964)
Bobby Klaus (1964-1965)
Lou Klimchok (1966)
Jim Hickman (1966)
Bart Shirley (1967)
Bob W. Johnson (1967)
Al Weis (1968-1971)
Greg Harts (1973)
Rich Puig (1974)
Mike Vail (1976-1977)
Jose Cardenal (1979-1980)
Wally Backman (1981-1988)
Mike Marshall (1990)
Alex Trevino (1990)
Darren Reed (1990)
Daryl Boston (1991-1992)
Joe Orsulak (1993-1995)
Carlos Baerga (1996)
Manny Alexander (1997)
Carlos Mendoza (1997)



Rich Becker (1998)
 Tony Phillips (1998)
 Melvin Mora (1999-2000)
 Timo Perez (2000-2003)
 Ricky Gutierrez (2004)
 Gerald Williams (2004)
 Tom Wilson (2004)
 Jeff Keppinger (2004)
 Mike DiFelice (2006)
 Ruben Gotay (2007)
 Gustavo Molina (2008)
 Abraham Nunez (2008)
 Trot Nixon (2008)
 Ramon Martinez (2009)
 Nick Evans (2008-2011)
 Omar Quintanilla (2012)
 Kelly Shoppach (2012)

7

Elio Chacon (1962)
 Chico Fernandez (1993)
 Amado Samuel (1964)
 Ed Kranepool (1965-1979)
 Hubie Brooks (1981-1984, 1991)
 John Christensen (1985)
 Kevin Mitchell (1986)
 Clint Hurdle (1987)
 Juan Samuel (1989)
 Chuck Carr (1990)
 Daryl Boston (1990)
 D.J. Dozier (1992)
 Jeff McKnight (1993)
 Bobby Wine (1993-1996)
 Charlie Greene (1996)
 Todd Pratt (1998-2001)
 Gary Bennett (2001)
 Jason Phillips (2002)
 Jose Reyes (2003-2011)
 Bob Geren (2012)

8

Chris Cannizzaro (1962-1964)
 Yogi Berra (1965-1975)
 Dan Norman (1979-1980)
 Rick Sweet (1982)
 Phil Mankowski (1982)
 Ronn Reynolds (1982)
 John Gibbons (1984)
 Gary Carter (1985-1989)
 Dave Gallagher (1992-1993)
 Steve Swisher (1994-1996)
 Carlos Baerga (1997-1998)
 Cookie Rojas (1999-2000)
 Desi Relaford (2001)
 Matt Galante (2002)

9

Jim Hickman (1962-1965)
 Wes Vestrum (1966-1967)
 J.C. Martin (1968-1969)
 Randy Bobb (1970)
 Bill Sudakis (1972)
 George Theodore (1973-1974)
 Joe Torre (1975-1981)
 Bruce Bochy (1982)
 Mark Bradley (1983)
 Jerry Martin (1984)
 Ronn Reynolds (1985)
 Gregg Jefferies (1987-1991)

Todd Hundley (1992-1998)
 Todd Zeile (2000-2001)
 Ty Wigginton (2002-2004)
 Craig Brazell (2004)
 Ricky Ledee (2006-2007)
 Mike DiFelice (2007)
 Marlon Anderson (2008-2009)
 Omir Santos (2009-2010)
 Ronny Paulino (2011)
 Kirk Nieuwenhuis (2012)

10

Rod Kanehl (1962-1964)
 Kevin Collins (1965)
 Greg Goossen (1966-1968)
 Mike Jorgensen (1968)
 Duffy Dyer (1969-1974)
 Rusty Staub (1975, 1981-1985)



Rusty Staub

Ken Henderson (1978)
 Kelvin Chapman (1979)
 Dave Magadan (1990-1991)
 Jeff Torborg (1992-1993)
 Butch Huskey (1993)
 David Segui (1994)
 Tom McGraw (1995-1996)
 Gary Thurman (1997)
 Kevin Morgan (1997)
 Roberto Petagine (1997)
 Rey Ordenez (1998-2002)
 Rey Sanchez (2003)
 Joe Depastino (2003)
 Jeff Duncan (2004)
 Brian Buchanan (2004)
 Joe Hietpas (2004)
 Shinjo Takatsu (2005)
 Endy Chavez (2006-2008)
 Gary Sheffield (2009)
 Terry Collins (2011-2012)

11

Ed Bouchee (1962)
 Gene Woodling (1962)
 Duke Snider (1963)
 Roy McMillian (1964-1965)
 Wayne Garrett (1969-1976)
 Pepe Mangual (1976)
 Lenny Randle (1977-1978)
 Frank Taveras (1979-1981)
 Tom Veryzer (1982)
 Mike Bishop (1983)
 Tucker Ashford (1983)

Kelvin Chapman (1984-1985)
 Tim Teufel (1986-1991)
 Garry Templeton (1991)
 Dick Schofield (1992)
 Vince Coleman (1993)
 Rick Parker (1994)
 Aaron Ledesma (1995)
 Tim Bogar (1996)
 Cory Lidle (1997)
 Preston Wilson (1998)
 Wayne Kirby (1998)
 Shane Halter (1999)
 Jason Tyner (2000)
 Jorge Velandia (2000-2001)
 Joe McEwing (2003-2004)
 Ramon Castro (2005-2009)
 Argenis Reyes (2009)
 Anderson Hernandez (2009)
 Ruben Tejada (2010-2012)

12

Joe Ginsberg (1962)
 Sammy Drake (1962)
 Jesse Gonder (1963-1965)
 Cleon Jones (1965)
 John Stephenson (1966)
 Tommy Davis (1967)
 Ken Boswell (1968-1974)
 Jack Heidemann (1975-1976)
 Lee Mazzilli (1976)
 John Stearns (1977-1984, 2000-2001)
 Ron Darling (1985-1989)
 Keith Hughes (1990)
 Willie Randolph (1992, 2005-2008)
 Jeff Kent (1993-1996)
 Alvaro Espinoza (1996)
 Shawn Gilbert (1997-1998)
 Jorge Fabregas (1998)
 Shawon Dunston (1999)
 Roberto Alomar (2002-2003)
 Danny Garcia (2003)
 Jeff Francoeur (2009-2010)
 Joaquin Arias (2010)
 Scott Hairston (2011-2012)

13

Roger Craig (1963)
 Neil Allen (1981-1983)
 Clint Hurdle (1985)
 Lee Mazzilli (1986-1989)
 Jeff Musselman (1989-1990)
 Rick Cerone (1991)
 Rodney McCray (1992)
 Steve Springer (1992)
 Steve Swisher (1993)
 Jonathan Hurst (1994)
 Edgardo Alfonzo (1995-2002)
 Jorge Velandia (2003)
 Matt Ginter (2004)
 Brian Daubach (2005)
 Billy Wagner (2006-2009)
 Alex Cora (2010)
 Mike Nicketas (2010-2011)
 Ronny Cedeno (2012)

14

Gil Hodges (1962-1963, 1968-1971)
 Ron Swoboda (1965)
 Ken Boyer (1966-1967)

15

Al Jackson (1962-1965)
 Jerry Grote (1966-1977)
 Butch Benton (1978)
 Claudell Washington (1980)
 Dave Roberts (1981)
 Brian Giles (1981)
 George Foster (1982-1986)
 Rick Aguilera (1987-1988)
 Don Aase (1989)
 Jeff McKnight (1989)
 Ron Darling (1989-1991)
 Kevin Elster (1992)
 Darrell Johnson (1993)
 Jose Vizcaino (1994-1995)
 Matt Franco (1996-2000)
 Brady Clark (2002)
 Denny Walling (2003-2004)
 Richard Hidalgo (2004)
 Carlos Beltran (2005-2011)
 Valentino Pascucci (2011)
 Fred Lewis (2012)

16

Bobby Gene Smith (1962)
 Sammy Taylor (1962-1963)
 Jesse Gonder (1963)
 Dick Smith (1963-1964)
 Dan Napoleon (1965-1966)
 Tom Reynolds (1967)
 Kevin Collins (1968)
 Mike Jorgensen (1969, 1971)
 Felix Millan (1973)
 Dave Schneck (1974)
 John Stearns (1975-1976)
 Lee Mazzilli (1977-1981)
 Dwight Gooden (1984-1994)
 Hideo Nomo (1998)
 Derek Bell (2000)
 David Cone (2003)
 Doug Mientkiewicz (2005)
 Paul Lo Duca (2006-2007)
 Angel Pagan (2008-2011)
 Rob Johnson (2012)

17

Don Zimmer (1962)
 Choo Choo Coleman (1962-1963)
 Frank Lary (1964-1965)
 Dennis Ribant (1964)
 Jim Schaffer (1965)
 Dick Stuart (1966)
 Larry Elliot (1966)
 Don Bosch (1967-1968)
 Rod Gaspar (1969-1970)
 Teddy Martinez (1970, 1971-1973)
 Felix Millan (1974-1977)
 Gil Flores (1978-1979)
 Jerry Morales (1980)
 Ellis Valentine (1981-1982)
 Keith Hernandez (1983-1990)
 David Cone (1991-1992)
 Jeff McKnight (1993)
 Bret Saberhagen (1994-1995)
 Brent Mayne (1996)
 Luis Lopez (1997-1998)
 Mike Bordick (2000)

Kevin Appier (2001)
 Satoru Komiyama (2002)
 Graeme Lloyd (2003)
 Jason Anderson (2003)
 Wilson Delgado (2004)
 Dae Sung Koo (2005)
 Jose Lima (2006)
 David Newhan (2007)
 Fernando Tatis (2008-2010)

18

Felix Mantilla (1962)
 Pumpsie Green (1963)
 Dennis Ribant (1965)
 Gary Kolb (1965)
 Al Luplow (1966-1967)
 Joe Moock (1967)
 Duffy Dyer (1968)
 Jim Gosger (1969)
 Dave Marshall (1970-1972)
 George Theodore (1973)
 Benny Ayala (1974, 1976)
 Joel Youngblood (1977-1982)
 Darryl Strawberry (1983-1990)
 Bret Saberhagen (1992-1993)
 Jeff McKnight (1994)
 Jeff Barry (1995)
 Kevin Roberson (1996)
 Takashi Kashiwada (1997)
 Craig Paquette (1998)
 Todd Haney (1998)
 Darryl Hamilton (1999-2001)
 Jeff D'Amico (2002)
 Art Howe (2003-2004)
 Marlon Anderson (2005)
 Jose Valentin (2006)
 Moises Alou (2007-2008)
 Jeremy Reed (2009)
 Ryota Igarashi (2010-2011)
 Tim Lincecum (2012)


19

Ken MacKenzie (1962-1963)
 Ed Bauta (1963)
 Hawk Taylor (1964-1965, 1966-1967)
 John Stephenson (1965)
 Kevin Collins (1967)
 Tim Foli (1970-1971, 1978-1979)
 Tommy Moore (1972)
 Jim Gosger (1973)
 Brian Ostrasser (1973)
 Tom Hall (1975-1976)
 Luis Alvarado (1977)
 Leo Foster (1977)
 Butch Benton (1980)
 Ron Gardenhire (1981-1985)
 Bob Ojeda (1986-1990)
 Jeff Gardner (1991)
 Anthony Young (1992-1993)
 Shawn Hare (1994)
 Bill Spiers (1995)
 Jason Hardtke (1996-1997)
 Jim Tatum (1998)
 Lenny Harris (1998, 2000-2001)
 Roger Cedeno (1999, 2002-2003)
 Scott Erickson (2004)
 Heath Bell (2004-2006)
 Lino Urdaneta (2007)
 Sandy Alomar Jr. (2007)

Jeff Conine (2007)
 Ryan Church (2008-2009)
 Cory Sullivan (2009)
 Gary Matthews, Jr. (2010)
 Mike Hessman (2010)
 Daniel Herrera (2011)
 Zach Lutz (2012)

20

Craig Anderson (1962-1964)
 Greg Goossen (1965)
 Choo Choo Coleman (1966)
 Bob Friend (1966)
 John Sullivan (1967)
 Tommie Agee (1968-1972)



Tommie Agee

Jerry May (1973)
 Ike Hampton (1974)
 John Pacella (1977, 1979-1980)
 Greg Harris (1981)
 Rick Ownbey (1982-1983)
 Mike Fitzgerald (1983-1984)
 Howard Johnson (1985-1993, 2008-2010)
 Ryan Thompson (1994-1995)
 Roberto Petagine (1996)
 Bruce Benedict (1997-1999)
 Kurt Abbott (2000)
 Mark Johnson (2001)
 Jeromy Burnitz (2002-2003)
 Prentice Redman (2003)
 Karim Garcia (2004)
 Ricky Bottalico (2004)
 Victor Diaz (2005-2006)
 Shawn Green (2006-2007)
 Jason Pridie (2011)

21

Ed Kranepool (1962-1964)
 Warren Spahn (1965)
 Bob Moorhead (1965)
 Cleon Jones (1966-1975)
 Billy Baldwin (1976)
 Pepe Mangual (1977)
 Elliott Maddox (1978-1980)
 Gary Rajsich (1982-1983)
 Ross Jones (1984)
 Herm Winningham (1984)
 Terry Blocker (1985)
 Ron Gardenhire (1986)
 Kevin Elster (1987-1991)
 Terrel Hansen (1992)
 Kevin Bass (1992)
 David Segui (1994-1995)
 Bill Pulsipher (1995-1998)
 Masato Yoshii (1998-1999)




HISTORY

Bobby M. Jones (2000, 2002)
Mark Little (2002)
Raul Gonzalez (2002-2003)
Gerald Williams (2004-2005)
Carlos Delgado (2006-2009)
Rod Barajas (2010)
Lucas Duda (2010-2012)

22

Bob Moorhead (1962)
Joe Hicks (1963)
Jack Fisher (1964-1967)
Donn Clendenon (1969-1971)
Bill Cotton (1972)
Jack Aker (1974)
Bob Gallagher (1975)
Jay Kleven (1976)
Doc Medich (1977)
Dale Murray (1978-1979)
Mike Jorgensen (1980-1983)
Bobby Valentine (1984)
Ray Knight (1984-1986)
Kevin McReynolds (1987-1991, 1994)
Charlie O'Brien (1992-1993)
Brett Butler (1995)
Alex Ochoa (1995-1997)
Al Leiter (1998-2004)



Al Leiter

Royce Ring (2005)
Xavier Nady (2006)
Michael Tucker (2006)
Jose Valentin (2007)
Ramon Martinez (2008)
J.J. Putz (2009)
Raul Valdes (2010)
Willie Harris (2011)

23

Bob G. Miller (1962)
Joe Christopher (1962-1965)
Bill Murphy (1966)
Bob Heise (1967-1968)
Leroy Stanton (1971)
Dave Schneck (1972-1973)
Teddy Martinez (1974)
Jesus Alou (1975)
Leon Brown (1976)
Doug Flynn (1977-1981)
Brian Giles (1982-1983)
Bud Harrelson (1986-1988)
Chuck Hiller (1990)
Chris Donnels (1991-1992)
Tim Bogar (1993-1995)

Bernard Gilkey (1996-1998)
Jermaine Allensworth (1998)
Pat Mahomes (1999-2000)
Brian Rose (2001)
Matt Lawton (2001)
McKay Christensen (2002)
Esix Sneed (2002)
Jason Phillips (2003-2004)
Kazuhiisa Ishii (2005)
Julio Franco (2006-2007)
Marlon Anderson (2007)
Brian Schneider (2008-2009)
Chris Carter (2010)
Blaine Boyer (2011)
Mike Baxter (2011-2012)

24

Bob L. Miller (1962)
Jerry Hinsley (1964)
Johnny Lewis (1965-1967)
Ed Charles (1967)
Ken Boswell (1967)
Art Shamsky (1968-1971)
Jim Beauchamp (1972)
Willie Mays (1972-1973, 1974-1979)
Kelvin Torve (1990)
Rickey Henderson (1999-2000, 2007)

25

Frank Thomas (1962-1964)
Gary Kroll (1964)
Larry Stahl (1967-1968)
Bob W. Johnson (1967)
Amos Otis (1969)
Don Hahn (1971-1974)
Del Unser (1975-1976)
Jim Dwyer (1976)
Willie Montanez (1978-1979)
Bill Almon (1980)
Randy Jones (1981)
Charlie Puleo (1981-1982)
Danny Heep (1983-1986)
Al Pedrique (1987)
Keith Miller (1987-1991)
Bobby Bonilla (1992-1995, 1999)
Yorkis Perez (1997)
Jay Payton (1998)
Bill Pulsipher (2000)
Alex Escobar (2001)
Gary Matthews Jr. (2002)
Scott Strickland (2002)
Don Baylor (2003)
Kazuo Matsui (2004-2006)
Pedro Feliciano (2007-2010)
Chin-lung Hu (2011)
Ricky Bones (2012)

26

Herb Moford (1962)
Vinegar Bend Mizell (1962)
Galen Cisco (1992-1965)
Bob Shaw (1966-1967)
Bill Graham (1967)
Bruce Boisclair (1974)
Dave Kingman (1975-1977, 1981-1983)
Mike Bruhert (1978)
Ray Burris (1979)
Scott Holman (1980)
Bill Robinson (1984)
Terry Leach (1985-1989)

Kevin Tapani (1989)
Frank Viola (1989)
Alejandro Pena (1990-1991)
Barry Foote (1992-1993)
Ced Landrum (1993)
Rico Brogna (1994-1996)
Barry Manuel (1997)
Ralph Milliard (1998)
Terrence Long (1999)
Billy Taylor (1999)
Jon Nunnally (2000)
David Lamb (2000)
Jason Phillips (2001)
Marco Scutaro (2002-2003)
Jae Seo (2004-2005)
Orlando Hernandez (2006-2008)
Ramon Martinez (2009)
Fernando Martinez (2009-2011)
Tom Goodwin (2012)

27

Larry Foss (1962-1963)
Tom Parsons (1964-1965)
Jim Hickman (1966)
Dallas Green (1966)
Don Cardwell (1967-1970)
Dean Chance (1970)
Craig Swan (1973-1984)
Bruce Berenyi (1984)
Wes Gardner (1984-1985)
Stanley Jefferson (1986)
Randy Milligan (1987)
Bob McClure (1987)
Tom O'Malley (1989-1990)
Chuck Carr (1991)
Tom McGraw (1992-1994)
Pete Harnisch (1995-1997)
Dennis Cook (1998-2001)
Mark Corey (2001-2002)
Jason Middlebrook (2002-2003)
Mike Glavine (2003)
Todd Zeile (2004)
Mike Matthews (2005)
Mike Jacobs (2005)
Darren Oliver (2006)
Carlos Gomez (2007)
Nelson Figueroa (2008-2009)
Frank Catalanotto (2010)
Jesus Feliciano (2010)
Pedro Beato (2011)
Jeurys Familia (2012)

28

Sherman Jones (1962)
Carl Willey (1963-1965)
Jim Bethke (1995)
Bill Hepler (1966)
Amos Otis (1967)
Bob Heise (1969)
John Milner (1971-1977)
Dwight Bernard (1978-1979)
Wally Backman (1980)
Mike Marshall (1981)
Scott Holman (1982-1983)
Bobby Valentine (1984)
Bill Robinson (1985-1989)
Darren Reed (1990)
Tom Herr (1990-1991)
Dave LaRoche (1992-1993)
Bobby J. Jones (1993-2000)

Scott Strickland (2003)
 Juan Padilla (2005)
 Jeff Conine (2007)
 Sandy Alomar Jr. (2007)
 Brandon Knight (2008)
 Daniel Murphy (2008-2012)

29

John DeMerit (1962)
 Willard Hunter (1962)
 Don Rowe (1963)
 Craig Anderson (1963)
 Rob Gardner (1965-1966)
 Nick Willhite (1967)
 Danny Frisella (1967-1969)
 Bob D. Johnson (1969)
 Ken Singleton (1970-1971)
 Rich Chiles (1973)
 Hank Webb (1974-1975)
 Mickey Lolich (1976)
 Alex Trevino (1978-1981)
 Tom Gorman (1982-1985)
 Tim Corcoran (1986)
 Dave Magadan (1986-1989, 1992)
 Frank Viola (1990-1991)
 Frank Tanana (1993)
 Jim Lindeman (1994)
 Jason Isringhausen (1995)
 Robert Person (1995-1996)
 Steve Bieser (1997)
 Masato Yoshii (1998)
 Octavio Dotel (1998-1999)
 Eric Cammack (2000)
 Steve Trachsel (2001-2006)
 Jorge Sosa (2007-2008)
 Andy Phillips (2008)
 Chris Aguila (2008)
 Gustavo Molina (2008)
 Emil Brown (2009)
 Robinson Cancel (2009)
 Andy Green (2009)
 Tobi Stoner (2009-2010)
 Ike Davis (2010-2012)

30

Dennis Ribant (1965-1966)
 Nolan Ryan (1967-1971)
 Hank Webb (1973, 1976)
 Bob L. Miller (1973-1974)
 Jackson Todd (1977)
 Mike Scott (1979-1982)
 Mike Torrez (1983-1984)
 Mel Stottlemyre (1985-1993)
 Doug Linton (1994)
 Alberto Castillo (1995-1998)
 Allen Watson (1999)
 Jorge Toca (1999-2001)
 Cliff Floyd (2003-2006)
 Aaron Sele (2007)
 Raul Casanova (2008)
 Josh Thole (2009-2012)

31

Larry Bearnarth (1963-1966)
 Les Rohr (1967-1968)
 Jack DiLauro (1969)
 Ron Herbel (1970)
 Don Rose (1971)
 Harry Parker (1973-1975)

Mike Vail (1975)
 Roy Lee Jackson (1977-1980)
 George Bamberger (1982-1983)
 Bruce Berenyi (1984-1986)
 Gene Walter (1987-1988)
 Julio Machado (1989)
 John Franco (1990-1998)
 Mike Piazza (1998-2005)



Mike Piazza

32

Jack Hamilton (1966-1967)
 Hal Reniff (1967)
 Dean Chance (1970)
 Jon Matlack (1971-1977)
 Tom Hausman (1978-1982)
 Carlos Diaz (1982-1983)
 Dick Tidrow (1984)
 Kevin Mitchell (1984)
 Rick Anderson (1986)
 Tom Edens (1987)
 Mark Carreon (1987-1989)
 Doc Edwards (1990-1991)
 Bill Pecota (1992)
 John Stephenson (1993)
 Pete Smith (1994)
 Paul Wilson (1996)
 Mike Hampton (2000)
 Brett Hinchliffe (2001)
 Bruce Chen (2001-2002)
 Tyler Yates (2002)
 Mike Stanton (2003-2004)
 Danny Graves (2005)
 Jeremi Gonzalez (2006)
 Eli Marrero (2006)
 Dave Williams (2006-2007)
 Carlos Muniz (2008-2009)
 Jenrry Mejia (2010-2012)

33

Ron Hunt (1963-1966)
 Chuck Estrada (1967)
 Bob Hendley (1967)
 Billy Connors (1968)
 Les Rohr (1969)
 Ray Sadecki (1970-1974, 1977)
 Mac Scarce (1975)
 Ken Sanders (1975-1976)
 Dan Norman (1977-1978)
 Pete Falcone (1979-1982)
 Clint Hurdle (1983)
 Bill Latham (1985)
 Barry Lyons (1986-1990)
 Charlie O'Brien (1990)

Anthony Young (1991)
 Eddie Murray (1992-1993)
 Kelly Stinnett (1994-1995)
 Andy Tomberlin (1996-1997)
 Tim Spehr (1998)
 Mike Kinkade (1998-2000)
 Bubba Trammell (2000)
 Donne Wall (2001)
 Mike Bacsik (2002-2004)
 Tyler Yates (2004)
 Mike DiFelice (2005)
 Jose Santiago (2005)
 John Maine (2006-2010)
 Taylor Buchholz (2011)
 Vinny Rottino (2012)
 Matt Harvey (2012)

34

Dave Hillman (1962)
 Jimmy Piersall (1963)
 Cleon Jones (1963-1965)
 Dennis Musgraves (1965)
 Gerry Arrigo (1966)
 Nolan Ryan (1966)
 Jack Lamabe (1967)
 Cal Koonce (1967-1970)
 Danny Frisella (1970-1972)
 Phil Hennigan (1973)
 Bob Apodaca (1973-1977, 1997-1999)
 Ray Burris (1980)
 Ed Lynch (1981)
 Rusty Tillman (1982)
 Junior Ortiz (1983-1984)
 Sam Perlozzo (1987-1989)
 Mario Diaz (1990)
 Julio Valera (1990-1991)
 Chico Walker (1994)
 Frank Seminara (1994)
 Blas Minor (1995-1996)
 Rick Tricek (1996)
 Mac Suzuki (1999)
 Chuck McElroy (1999)
 Dennis Springer (2000)
 Jerrod Riggan (2000)
 Tom Martin (2001)
 Pedro Astacio (2002-2003)
 Ricky Bottalico (2004)
 Kris Benson (2004-2005)
 Jorge Julio (2006)
 Mike Pelfrey (2006-2012)

35

Ray Daviault (1962)
 Larry Miller (1965-1966)
 Don Shaw (1967-1968)
 Billy Wynne (1967)
 Jon Matlack (1970)
 Charlie Williams (1971)
 Joe Nolan (1972)
 Randy Sterling (1974)
 Roy Staiger (1975)
 Luis Rosado (1977)
 Dock Ellis (1979)
 Ed Lynch (1980-1981)
 Randy Jones (1981-1982)
 John Christensen (1984-1985)
 Joe Sambito (1985)
 Billy Beane (1985)
 Kevin Mitchell (1986)



HISTORY

John Gibbons (1986-1987)
 Craig Shipley (1989)
 Orlando Mercado (1990)
 Pat Tabler (1990)
 Lee Guetterman (1992)
 Kenny Grier (1993)
 Doug Henry (1995-1996)
 Rick Reed (1997-2001)
 David Weathers (2002-2004)
 Mike DeJean (2004-2005)
 Jose Offerman (2005)
 Jerry Manuel (2006)
 Joe Smith (2007-2008)
 Lance Broadway (2009)
 Mike Jacobs (2010)
 Dillon Gee (2010-2011)

36

Sherman Jones (1962)
 Bob G. Miller (1962)
 Tracy Stallard (1963-1964)
 Roger Craig (1963)
 Jim Bethke (1965)
 Jerry Koosman (1967-1978)



Jerry Koosman

Wayne Twitchell (1979)
 Mark Bomback (1980)
 Dan Boitano (1981)
 Ed Lynch (1982-1986)
 Manny Hernandez (1989)
 Dave Liddell (1990)
 Kevin Baez (1990, 1992)
 Tony Castillo (1991)
 Tito Navarro (1993)
 Mike Birkbeck (1995)
 Don Florence (1995)
 Greg McMichael (1997-1999)
 Jeff Tam (1998)
 Grant Roberts (2000-2004)
 Manny Aybar (2005)
 Henry Owens (2006)
 Kelly Stinnett (2006)
 Chip Ambres (2007)
 Willie Collazo (2007-2008)
 Al Reyes (2008)
 Darren O'Day (2009)
 Ken Takahashi (2009)
 Manny Acosta (2010)
 Dale Thayer (2011)
 Collin McHugh (2012)

37

Casey Stengel (1962-1965)

38

Roger Craig (1962-1963)
 Ed Bauta (1964)
 Willard Hunter (1964)
 Dave Eilers (1965-1966)

Ralph Terry (1966-1967)
 Dennis Bennett (1967)
 Billy Wynne (1967)
 Billy Connors (1967)
 Al Jackson (1968-1969)
 Jesse Hudson (1969)
 Rich Folkers (1970)
 Buzz Capra (1971-1973)
 Jerry Cram (1974-1975)
 Skip Lockwood (1975-1979)
 Tim Leary (1981-1984)
 Rick Aguilera (1985-1986, 1989)
 Bob L. Gibson (1987)
 Blaine Beatty (1989-1991)
 Pat Howell (1992)
 Dave Telgheder (1993-1994)
 Dave Mlicki (1995-1998)
 Jeff Tam (1998-1999)
 Jerrod Riggan (2001)
 Jae Seo (2002)
 Pat Strange (2002-2003)
 James Baldwin (2004)
 Victor Zambrano (2004-2006)
 Carlos Muniz (2007)
 Matt Wise (2008)
 Fernando Nieve (2009-2010)
 Chris Capuano (2011)
 Garrett Olson (2012)

39

Steve Dillon (1963-1964)
 Dick Selma (1965-1968)
 Gary Gentry (1969-1972)
 Tommy Moore (1973)
 John Strohmayr (1973-1974)
 Nino Espinosa (1975-1978)
 Hubie Brooks (1980)
 Doug Sisk (1982-1987)
 Phil Lombardi (1989)
 Kelvin Torve (1990-1991)
 Rich Sauveur (1991)
 Jeff Kent (1992)
 Josias Manzanillo (1993-1995, 1998-1999)
 Juan Acevedo (1997)
 Rick Wilkins (1998)
 Benny Agbayani (1998)
 Jim Mann (2000)
 Dicky Gonzalez (2001)
 Steve Reed (2002)
 Dan Wheeler (2003-2004)
 Vic Darenbourg (2004)
 Roberto Hernandez (2005-2006)
 Pedro Feliciano (2006)
 Jon Adkins (2007)
 Jason Vargas (2008)
 Claudio Vargas (2008)
 Bobby Parnell (2008-2012)

40

Al Moran (1963-1964)
 Dick Rusteck (1966)
 Jerry Hinsley (1967)
 Bill Short (1968)
 Brent Strom (1972)
 George Stone (1973-1975)
 Pat Zachry (1977-1982)
 Calvin Schiraldi (1984-1985)
 Randy Niemann (1986)
 Jeff Innis (1987-1993)
 Eric Gunderson (1994-1995)

Dave Telgheder (1995)
 Mike Fyhrie (1996)
 Armando Reynoso (1997-1998)
 Ryan McGuire (2000)
 C.J. Nitkowski (2001)
 Tony Tarasco (2002)
 Jae Seo (2003)
 Braden Looper (2004-2005)
 Brian Bannister (2006)
 Ambiorix Burgos (2007)
 Robinson Cancel (2008)
 Tim Byrdak (2011-2012)

41

Clem Labine (1962)
 Grover Powell (1963)
 Jim Bethke (1965)
 Gordon Richardson (1965-1966)
 Tom Seaver (1967-1977, 1983)

42

Larry Elliott (1964)
 Ron Taylor (1967-1971)
 Chuck Taylor (1972)
 Hank Webb (1972)
 Ron Hodges (1973-1974, 1975-1984)
 Tom Hall (1975)
 Roger McDowell (1985-1989)
 Butch Huskey (1995-1998)
 Mo Vaughn (2002-2003)

43

Ted Schreiber (1963)
 Bill Wakefield (1964)
 Darrell Sutherland (1965-1966)
 Dick Rusteck (1966)
 Joe Grzenda (1967)
 Jim McAndrew (1968-1973)
 Paul Siebert (1977-1978)
 Juan Berenguer (1979-1980)
 Terry Leach (1981-1982)
 Billy Beane (1984)
 John Gibbons (1985)
 John Mitchell (1986-1989)
 Kevin Brown (1990)
 Dan Schatzeder (1990)
 Doug Simmons (1991)
 Mark Dewey (1992)
 Mickey Weston (1993)
 Mike Remlinger (1994-1995)
 Paul Byrd (1995-1996)
 Toby Borland (1997)
 Todd Pratt (1997)
 John Hudek (1998)
 Rigo Beltran (1998-1999)
 Pete Walker (2001-2002)
 Jaime Cerda (2002-2003)
 Shane Spencer (2004)
 Bartolome Fortunato (2004-2006)
 Royce Ring (2006)
 Jason Vargas (2007)
 Brian Stokes (2008-2009)
 R.A. Dickey (2010-2012)

44

Harry Chiti (1962)
 Bill Deneny (1967)
 Al Schmelz (1967)
 Jim Bibby (1969, 1971)
 Leroy Stanton (1970)
 Bob Rauch (1972)

Mac Scarce (1975)
 Bob Myrick (1976-1978)
 Andy Hassler (1979)
 Jeff Reardon (1981)
 Ray Searage (1981)
 Ron Darling (1983-1984)
 Bill Latham (1985)
 Tom Paciorek (1985)
 David Cone (1987-1991)
 Howard Johnson (1991)
 Tim Burke (1991-1992)
 Tom Filer (1992)
 Ryan Thompson (1992-1993)
 John Cangelosi (1994)
 Kevin Lomon (1995)
 Jason Isringhausen (1995-1997, 1999)
 Jay Payton (1999-2002)
 Jay Bell (2003)
 Mike Cameron (2004-2005)
 Lastings Milledge (2006-2007)
 Brady Clark (2008)
 Tony Armas, Jr. (2008)
 Brandon Knight (2008)
 Eddie Kunz (2008)
 Tim Redding (2009)
 Jason Bay (2010-2012)

45

Ron Locke (1964)
 Tug McGraw (1965-1967, 1969-1974)
 Darrell Sutherland (1966)
 Billy Connors (1968)
 Rick Baldwin (1975-1977)
 Butch Metzger (1978)
 Jeff Reardon (1979-1980)
 Bob Gibson (1981)
 Brent Gaff (1982-1984)
 John Candelaria (1987)
 Edwin Nunez (1988)
 Mark Carreon (1990-1991)
 Paul Gibson (1992-1993)
 Mauro Gozzo (1993-1994)
 Jerry DiPoto (1995-1996)
 Randy Niemann (1997-1998)
 John Franco (1998-2004)
 Pedro Martinez (2005-2008)
 Jason Isringhausen (2011)
 Justin Hampson (2012)

46

Neil Allen (1979-1980)
 Randy Niemann (1985)
 David West (1988-1989)
 Chris Jelic (1990)
 Terry Bross (1991)
 Barry Jones (1992)
 Dallas Green (1993-1996)
 Brian Bohanon (1997-1998)
 Willie Blair (1998)
 Jermaine Allensworth (1999)
 Rich Rodriguez (2000)
 Tyler Walker (2002)
 Jeremy Griffiths (2003)
 Jose Parra (2004)
 Tim Hamulack (2005)
 Oliver Perez (2006-2010)
 Dale Thayer (2011)
 Manny Acosta (2011-2012)

47

Jay Hook (1962-1964)
 Tom Sturdivant (1964)
 Darrell Sutherland (1964)
 Mardie Comejo (1978)
 Jesse Orosco (1979, 1981-1987)
 Wally Whitehurst (1989-1992)
 Mike Draper (1993)
 Jason Jacome (1994-1995)
 Reid Cornelius (1995)
 Derek Wallace (1996)
 Joe McEwing (2000-2002)
 Tom Glavine (2003-2007)
 Casey Fossum (2009)
 Hisanori Takahashi (2010)
 Miguel Batista (2011-2012)

48


Red Kress (1962)
 Joe Nolan (1973)
 Nino Espinosa (1974)
 Randy Tate (1975)
 Juan Berenguer (1978)
 Ed Glynn (1979-1980)
 Mel Stottlemyre (1984)
 Randy Myers (1985-1989)
 Julio Machado (1990)
 Pete Schourek (1991-1994)
 Roger Mason (1994)
 Pedro A. Martinez (1996)
 Ricardo Jordan (1997)
 Randy Niemann (1998-1999)
 Dan Murray (1999)
 Glendon Rusch (1999-2001)
 Kane Davis (2002)
 Aaron Heilman (2003-2008)
 Pat Misch (2009-2011)
 Frank Francisco (2012)

49

John Stephenson (1964)
 Kevin Kobel (1978-1980)
 Dyar Miller (1980-1981)
 Walt Terrell (1982-1984)
 Ed Hearn (1986)
 Don Schulze (1987)
 Don Aase (1989)
 Todd Hundley (1990-1991)
 Mike Birkbeck (1992)
 Joe Vitko (1992)
 Pete Walker (1995)
 Bob MacDonald (1996)
 Joe Crawford (1997)
 Brad Clontz (1998)
 Armando Benitez (1999-2003)
 Orber Moreno (2003-2004)
 Felix Heredia (2005)
 Roberto Hernandez (2006)
 Philip Humber (2006-2007)
 Ruddy Lugo (2008)
 Jonathon Niese (2008-2011)

50

Phil Cavaretta (1975-1978)
 Sid Fernandez (1984-1993)
 Juan Castillo (1994)
 Rick Tricek (1997)



Benny Agbayani

Benny Agbayani (1999-2001)
 John Thomson (2002)
 Matt Watson (2003)
 Victor Diaz (2004)
 Manny Acta (2005)
 Duaner Sanchez (2006-2008)
 Sean Green (2009-2010)
 Mike O'Connor (2011)

51

Cookie Lavagetto (1962-1963)
 Wes Westrum (1964-1965)
 Roy McMillan (1973-1976)
 Denny Sommers (1977-1978)
 Dick Sisler (1979-1980)
 Deron Johnson (1981)
 Jim Frey (1982-1983)
 Vern Hoscheit (1984-1987)
 Tom Spencer (1991)
 John Stephenson (1992)
 Mike Maddux (1993-1994)
 Lance Johnson (1996)
 Mookie Wilson (1997)
 Mel Rojas (1997-1998)
 Rick White (2000-2001)
 Dave Engel (2002)
 Chris Chambliss (2002)
 Rick Peterson (2004-2008)
 Luis Aguayo (2008)
 Luis Alicea (2009)
 Chip Hale (2010-2011)
 Dave Hudgens (2012)

52

Solly Hemus (1962-1964)
 Don Heffner (1964-1965)
 Harvey Haddix (1966-1967)
 Joe Pignatano (1968-1981)
 Greg Pavlick (1985-1986, 1988-1991, 1994-1996)
 Dave Wallace (1999-2000)
 Randy Niemann (2002-2003)
 Rick Waits (2003)
 Tony Clark (2003)
 Don Baylor (2004)
 Guy Conti (2005, 2008)
 Howard Johnson (2007)
 Razor Shines (2009-2010)



HISTORY

Dave Hudgens (2011)
Ramon Ramirez (2012)

53

Rogers Hornsby (1962)
Ernie White (1963)
Mel Harder (1964)
Sheriff Robinson (1966-1967)
Eddie Yost (1968-1976)
Tom Burgess (1977)
Dal Maxville (1978)
Chuck Cottier (1979-1981)
Bud Harrelson (1982)
Bobby Valentine (1983)
Eric Hillman (1992-1994)
Rafael Landestoy (1996)
Tom Robson (1997-1999, 2000)
Mickey Brantley (1999)
Dave Engle (2001)
Mark Guthrie (2002)
Verne Ruhle (2003)
Jerry Manuel (2005)
Chad Bradford (2006)
Jerry Manuel (2008-2010)
Eric Langill (2011)
Jeremy Hefner (2012)

54

Red Ruffing (1962)
Clyde McCullough (1963)
Whitey Herzog (1966)
Salty Parker (1967)
Rube Walker (1968-1971)
Rob Dromerhauser (1987-1991)
Mark Clark (1996-1997)
Al Jackson (1999-2000)
Charlie Hough (2001-2002)
Rick Waits (2003)
Rick Down (2005-2007)
Brian Lawrence (2007)
Dave Racaniello (2008-2012)

55

Sherrif Robinson (1972)
Joe Fitzgerald (1973-1975)
Joe Frazier (1976-1977)
Frank Howard (1982-1984)
Orel Hershisier (1999)
Bobby Floyd (2001)
Shawn Estes (2002)

Pedro Feliciano (2002-2004)
Tom Nieto (2005-2007)
Ken Oberkfell (2008)
Randy Niemann (2009-2010)
Chris Young (2011-2012)

56

Dyar Miller (1980)
Bill Monbouquette (1982)
Gene Dusan (1983)
Jeff Kaiser (1993)
Bob Apodaca (1996)
Brian McRae (1997-1998)
Darren Bragg (2001)
Edwin Almonte (2003)
Dave Racaniello (2004)
Guy Conti (2006-2007)
Luis Ayala (2008)
Jon Switzer (2009)
Dave Jauss (2010)
Jon Debus (2011)
Andres Torres (2012)

57

Bobby Floyd (1997, 2004)
Tom Robson (2002)
Jason Roach (2003)
Eric Valent (2004-2005)
Johan Santana (2008-2012)



Johan Santana

58

Luis Rosado (1980)
Anderson Garcia (2006)
Sandy Alomar Jr. (2008-2009)
Rafael Arroyo (2010)
Ken Oberkfell (2011)

59

Ed Lynch (1980)
Alay Soler (2006)
Guillermo Mota (2006-2007)
Dan Warthen (2008-2012)

60

Al Omdumsen (1979-1980)
Rob Dromerhauser (1987)
Juan Lopez (2002-2003, 2006)
Scott Schoeneweis (2007-2008)
Lillan Castro (2009-2011)

61

Jesse Orosco (1979)
Mario Ramirez (1980)
Jeff Duncan (2003)
Chan Ho Park (2007)
Livan Hernandez (2009)
Jack Egbert (2012)

62

Hubie Brooks (1980)
Juan Lopez (2008)

63

Chris Schwinden (2011-2012)
Elvin Ramirez (2012)

64

Elmer Dessens (2009-2010)
Josh Stinson (2011)

66

Josh Edgin (2012)

73

Kenny Rogers (1999)
Ricardo Rincon (2008)
Rob Carson (2012)

75

Francisco Rodriguez (2009-2011)

77

D.J. Carrasco (2011-2012)

78

Eric Langill (2012)

84

Nelson Silverio (2003)

99

Turk Wendell (1997-2001)

1-0 GAMES

The Mets have an all-time record of 124-109 in games that have ended with 1-0 scores...The Mets posted their most wins in 1-0 games in 1969, when the club went 9-5...On September 29, 1993 the Mets and Cardinals battled for 16 scoreless innings before Jeff Kent's 17th-inning double plated the game's only run...A long evening, but not a club record...That honor belongs to the 1-0 Mets loss on April 15, 1968 when the Mets and Astros went 23 scoreless innings before Houston pushed across the winning run on an infield error...The Mets were 1-1 in 1-0 games in 2012.

DATE	2012	OPPONENT
	W/L	
April 5	W	vs. Atlanta
August 23	L	vs. Houston

Mets

METS UNIFORMS

Home Uniform
(1962-1973)

1962

Home Uniform: The colors chosen were “Dodgers Blue” and “Giants Orange,” and the NY monogram on the cap was a resurrection of the Giants’ logo. The jersey was white with blue pinstripes and “Mets” in script across the chest on an upward slant, which was based on the Brooklyn Dodgers uniform. Road Uniform: The words “New York” in all capital letters with orange piping were used. The home pinstripe base was replaced by a solid gray color. The Mets skyline logo appeared on the left sleeve, and the same royal blue cap was used for both home and road uniforms.

Road Uniform
(1962-1973)

1964-1965

During the team’s first two seasons at Shea Stadium, a patch commemorating the city’s hosting of the World’s Fair replaced the Mets skyline logo on the sleeve of the home and road jersey. This was a relatively new innovation in baseball uniforms across the country and in New York. Only the Brooklyn Dodgers during the 1938 season had used a patch unrelated to the team’s history, also to promote the upcoming World’s Fair in 1939. The patch featured the Unisphere, which is still synonymous with Queens to this day.

Home Uniform
(1974-1977)

1969

A patch commemorating the 100th Anniversary of Major League Baseball is worn on the left sleeve of both the home and road jerseys, again replacing the skyline logo. The patch features the Major League Baseball logo and the wording 100th Anniversary.

Road Uniform
(1974-1977)

1974

Both the home and road uniforms are changed from flannel uniforms with double-knit lettering to tackle twill. In addition, “zig-zag” pinstripes are featured on the home uniform. “New York” on the front of the road jersey is replaced by “Mets.”

1976

The Mets once again wear black armbands commemorating the passing of two of the primary figures at the time of the club’s inception – owner/president Joan Payson and manager Casey Stengel—both of whom passed away following the 1975 season. In addition, a patch commemorating the bicentennial of the United States of America is worn on the right sleeve. For selected games during the season the team also wears special striped hat as part of the celebration surrounding America’s bicentennial.



HISTORY



Home Uniform
(1978-1982)



Home Uniform
(1983-1990)



Road Uniform
(1988-1990)



Home Uniform
(1993-1997)



Road Uniform
(1993-1997)

1978

The white jersey changes to a pullover with a two-button, crew-neck style collar. Two blue stripes and one orange stripe, equal in width, are added to the cuff of both the left and right sleeve, as well as around the collar. In addition, orange and blue striping is added down the leg of the road pants.

1979

Prior to the start of the season, the National League passed a rule requiring all teams to wear names on the backs of their road uniforms. Although not required by the League offices, the Mets also add names to the back of their home uniforms.

1982

The Mets add an alternate blue road jersey for the '82 campaign. The royal blue pullover jersey features thick orange and blue racing stripes with "Mets" across the chest.

1983

The pullover white pinstriped jersey with thick striping from the neck all the way down to the socks is unveiled. In addition, the skyline logo is removed from the jersey. The Mets road jersey also changed to the pullover variety with "Mets" in script across the chest of the gray jersey with the thick stripes down the side.

1986

The team wears a special 25th Anniversary patch commemorating the franchise's founding year of 1962.

1987

The only Mets uniform to last but a single year. The 1987 road uniform marked the first appearance of the words "New York" written in script across the chest.

1988

"New York" on the front of the road jersey is changed to block lettering in an arch across the chest. A white outline is added to the outline of all letters and numbers as well as to the racing stripe down the side of the uniform.

1991

Buttons return to the uniform. The home jersey still features the script "Mets" and the road jersey keeps the block-lettered "New York".

1992

A special "S" patch is added to the sleeve of both the home and road jerseys in tribute to the late William A. Shea, who was instrumental in the birth of the franchise.

1993

The skyline logo returns to the left sleeve of both the home and road jerseys while the thick racing stripes are removed from both uniforms. A new script is used for the "Mets" lettering across the chest of the home uniform. The lettering is similar to the script "Mets" used from the team's inception, with an added tail that underlines the entire word. In addition, the "zig-zag" pinstripes that had been featured on the home uniform since 1972, is changed to a straight pinstripe. The road jersey features a script lettering "New York" that also is underlined. Finally all hats worn by teams across Major League Baseball feature the MLB logo, centered on the back of the cap.

1994

A patch commemorating the 125th Anniversary of Major League Baseball is worn on the right sleeve of both the home and road uniforms. The skyline logo on the left sleeve is also replaced for this season with a special patch commemorating the 25th Anniversary of the Miracle Mets.

1995

The skyline logo returns to the sleeve of both the home and road uniforms, while the underlining of the "Mets" and "New York" on both versions of the jerseys is removed in favor of the more classic lettering. The button atop the blue Mets cap is changed from royal blue to orange.

1996

Both the home and road jerseys are embroidered with a special logo which features a home plate design and inscription "J.M., N.L. Umpire, 10" in memory of John McSherry, an umpire who died during a game on Opening Day of the 1996 season.

Home Uniform
(1997-Present)

1997

An alternate home "snow white" uniform is added. The jersey is very similar to the traditional home uniform, without the pinstripes. The team also adds an alternate white cap with a blue brim and an interlocking orange NY. Finally, all teams across Major League Baseball feature a special 50th Anniversary patch commemorating Jackie Robinson's breaking baseball's color.

1998

The alternate white cap is scrapped in favor of a new black cap with royal blue trim and an interlocking NY in royal blue. The team also adds a second alternate jersey, which is worn both at home as well as on the road. The black uniform, with "Mets" across the chest on an upward slant, features blue letters and numbers with a white and orange drop shadow.

1999

A second alternate cap is added. The all-black cap features an interlocking NY in royal blue with white and orange drop shadow. In addition, player names are removed from all three jerseys worn at home – white pinstripes, "snow white," and black alternate. An alternate black road jersey is added as well, similar to the alternate black home jersey, but featuring "New York" across the chest. Additionally, a slight change is made in the Mets skyline logo, as the small interlocking NY is removed. This is the first change to the skyline logo since the team's inception in 1962.

2000

All teams add the Major League Baseball logo to the back of the home, road and alternate jerseys. The team also opens the season in Tokyo, Japan and feature a special patch commemorating the first games played outside North America. Player names return to the back of all versions of the home jersey after a one-year hiatus. Finally, the Mets wear a patch with the official logo of the 2000 World Series during that year's Fall Classic.

2001

The team wears a special patch in memory of the passing of Mets legend Tommie Agee, who died of a heart attack prior to the season and prospect Brian Cole, who was killed in an automobile accident. The patch featured 20 and 60, the numbers worn by Agee and Cole, and was worn for the Mets home opener on April 10, 2001. Later in the season, in response to the attacks on September 11th, the Mets wear caps honoring the NYPD, FDNY, Port Authority, Emergency Medical Services, and numerous other city services that were affected by the terrorist attacks. An American flag is also added to the back of all jerseys league wide, and American flags are also added to the side of all caps.

2002

The Mets honor the franchise's 40th Anniversary with a commemorative patch on the right sleeve of the home jerseys, below which is stitched "9-11-01" in remembrance of the September 11th attacks.

2004

The team celebrates Shea Stadium's 40th birthday with a patch on the right sleeve of the home jersey. The logo is split between blue and orange and features the iconic pitcher and batter neons which adorned Shea Stadium's exterior. All jerseys also feature an embroidered "Ya Gotta Believe-Tug" patch, in memory of former Mets reliever Tug McGraw. The team also honors the passing of the voice of the Mets, as "Bob Murphy" is embroidered above the Mets logo on the left sleeve in memory of the Hall of Fame broadcaster.

2008

In recognition of the team's final season at Shea Stadium, the Mets wear a patch commemorating their time in the ballpark which opened in 1964. The logo is adorned to the right sleeve and features a split image of the stadium's original façade from 1964 coupled with a more modern version. The imagery is then surrounded by the wording "Shea Stadium 1964-2008."

2009

The Mets open Citi Field with a patch commemorating their first year in their new world-class home. The logo is placed on the right sleeve of the Mets home jersey and resembles the Citi Field logo, but features the wording "Inaugural Season 2009."

2010

The Mets introduce a new pinstripe jersey that combines elements of both new and old Mets uniforms. The natural color and pinstripes were staples of the Mets uniform when the team debuted in 1962, and were complemented by a more modern day script "Mets" across the chest.



TM

Alternate Home Uniform
(2010)

HISTORY



Home Uniform
(2012)

2012

To celebrate the club's 50th Anniversary, the team will wear white and road grey uniforms reflecting the look of the original uniform from their inaugural season. The black dropshadow will be removed from the Mets script logo, letters and numbers. The pinstripe jersey will be the primary home uniform. The Mets also introduced a 50th Anniversary logo that incorporates the basic elements of the original blue and orange skyline logo, with gold accents in celebration of the franchise's golden anniversary. The Mets will wear a new blue and orange batting practice jersey.



All-Star Patch
(2013)

2013

The Mets introduced a blue alternate home and road jersey for the 2013 season. Both versions features Mets blue with orange piping with the orange lettering on the home jersey and silver lettering on the road one. The 2013 All-Star logo patch is featured on the left sleeve. The club also introduced two new hats for the season. The first is a training cap that is crafted from high-performance materials. The hat features a royal blue crown, and an orange button and visor. The logo is a running Mr. Met. The other hat new for the 2013 season is called the alternate cap. It also has a royal blue crown with an orange button and visor. The logo is a two-color "NY" with a bold white outline.



Mr. Met Hat
(2013)



Alternate Hat
(2013)



Blue Home Uniform
(2013)



Blue Away Uniform
(2013)

TRIPLE PLAYS

The Mets have turned 10 triple plays (all listed below). New York has hit into 10 triple plays in its history. The most recent occurred on June 10, 2010 vs. San Diego (Game Two) when Ruben Tejada grounded out to third baseman Chase Headley who stepped on third and threw to second baseman Lance Zawadzki, who stepped on second and threw to first baseman Adrian Gonzalez.

MAY 30, 1962 VS. LOS ANGELES (NL) (GAME TWO)

Chacon (ss)-Mantilla (2b)-Hodges (1b)
Batter: Willie Davis

MAY 31, 1964 VS. SAN FRANCISCO (GAME TWO)

McMillan (ss)-Kranepool (1b)
Batter: Orlando Cepeda

APRIL 15, 1965 VS. HOUSTON

Lewis (rf)-Cannizzaro (c)-McMillan (ss)
Batter: Jimmy Wynn

SEPTEMBER 28, 1966 VS. CHICAGO (NL)

Bressoud (3b)-Hiller (2b)-Hickman (1b)
Batter: Joe Amalfitano

AUGUST 3, 1982 AT CHICAGO (NL)

Bailor (ss)-Backman (2b)-Kingman (1b)
Batter: Larry Bowa

SEPTEMBER 29, 1982 VS. CHICAGO (NL)

Ciles (2b)-Staeb (1b)
Batter: Keith Moreland

JUNE 6, 1989 AT CHICAGO (NL)

Magadan (1b)-Elster (ss)
Batter: Vance Law

AUGUST 5, 1998 VS. SAN FRANCISCO

Olerud (1b)-Ordóñez (ss)-Olerud (1b)-Pratt (c)
Batter: J.T. Snow

MAY 17, 2002 AT SAN DIEGO

Alfonzo (3b)-Alomar (2b)-Vaughn (1b).
Batter: Wiki Gonzalez

MAY 19, 2010 AT WASHINGTON

Pagan (cf)-Blanco (c)-Reyes (ss)-Davis (1b).
Batter: Cristian Guzman



METS FIRSTS

METS

GAME:

April 11, 1962 at St. Louis (Cardinals 11, Mets 4)

WP-Larry Jackson; LP-Roger Craig

BATTER:

April 11, 1962; Richie Ashburn at St. Louis, flied out to centerfielder Curt Flood off Larry Jackson

RUN:

April 11, 1962; Richie Ashburn at St. Louis on Charlie Neal's RBI single off Larry Jackson, third inning

HIT:

April 11, 1962; Gus Bell at St. Louis, second inning, single off Larry Jackson (also first Mets baserunner)

DOUBLE:

April 11, 1962; Felix Mantilla at St. Louis, seventh inning off Carey Jackson

TRIPLE:

April 23, 1962; Bobby Smith at Pittsburgh, eighth inning off Jack Lamabe

HOME RUN:

April 11, 1962; Gil Hodges at St. Louis, fourth inning off Larry Jackson

RBI:

April 11, 1962; Charlie Neal at St. Louis, third-inning RBI single off Larry Jackson

STOLEN BASE:

April 25, 1962; Richie Ashburn at Cincinnati, third inning, second base

WALK:

April 11, 1962; Felix Mantilla at St. Louis, third inning by Larry Jackson

OPPOSITION

STRIKEOUT:

April 11, 1962; Roger Craig at St. Louis, third inning by Larry Jackson

BATTER:

April 11, 1962; Curt Flood, St. Louis, flied out to centerfielder Richie Ashburn off Roger Craig

RUN:

April 11, 1962; Julian Javier, St. Louis, on Stan Musial's RBI single off Roger Craig, first inning

HIT:

April 11, 1962; Julian Javier, St. Louis, first inning single off Roger Craig

DOUBLE:

April 11, 1962; Stan Musial, St. Louis, third inning off Roger Craig

TRIPLE:

April 13, 1962; Bill Mazeroski, Pittsburgh, second inning off Sherman Jones

HOME RUN:

April 14, 1962; Bill Mazeroski, Pittsburgh, second inning off Al Jackson

RBI:

April 11, 1962; Stan Musial, St. Louis, first inning

BATTER TO WALK:

April 11, 1962; Stan Musial, St. Louis, fifth inning by Bob Moorhead

BATTER TO STRIKE OUT:

April 11, 1962; Gene Oliver, St. Louis, second inning by Roger Craig

GENERAL

ERROR:

April 11, 1962; Charlie Neal (second base) at St. Louis, sixth inning on a ball hit by Julio Gotay

PINCH HITTER:

April 11, 1962; Ed Bouchee at St. Louis, fourth inning, walked vs. Larry Jackson (Batted for Craig)

RELIEF PITCHER:

April 11, 1962; Bob Moorhead at St. Louis, fourth inning (relieved Craig)

HOME GAME:

April 13, 1962 at the Polo Grounds (Pirates 4, Mets 3)

WP-Tom Sturdivant; LP-Sherman Jones

VICTORY:

April 23, 1962 at Pittsburgh (Mets 9, Pirates 1) WP-Jay Hook; LP- Tom Sturdivant

SHUTOUT:

April 29, 1962 vs. Philadelphia (Game One, Won, 8-0)

WP-Al Jackson; LP-Art Mahaffey

EXTRA INNING GAME:

April 17, 1962 vs. Houston (Lost, 5-2 in 11 innings)

WP- Jim Golden; LP- Herb Moford

NIGHT GAME:

April 11, 1962 at St. Louis (Lost, 11-4) WP-Larry Jackson; LP-Roger Craig

DOUBLEHEADER:

April 29, 1962 vs. Philadelphia (Won Game One, 8-0, lost Game Two, 10-2)

Game 1, VVP-Al Jackson; LP-Art Mahaffey, Game 2, WP-Bobby Locke; LP-Sherman Jones

NO-HITTER:

June 1, 2012 vs. St. Louis, Won 8-0 (Johan Santana)





POLO GROUNDS

For the first two years of their existence, the Mets played their home games at the historic Polo Grounds while waiting for the finish of the construction of Shea Stadium.

The stadium where the Mets won 56 games during the 1962 and 1963 seasons actually was the fourth venue to carry the name the "Polo Grounds." The first structure, located between 110th and 112th Streets and Fifth and Sixth Avenues in upper Manhattan, opened its doors in 1876 as a home to polo matches. In 1880, the New York Metropolitans leased the grounds for baseball with the New York Giants following suit three years later.

The second Polo Grounds, sporting a 15,000-seat wooden grandstand, was located on 155th Street and Eighth Avenue with the Giants as the main tenants. Although polo was not played there, the team brought the name of its former home. It was here that the famous quirky dimensions—475 feet to centerfield and only 258 feet out to right—were first unveiled. After a fire destroyed the stadium in 1911, it was rebuilt later that year with a capacity of 34,000.

In 1913, the Yankees joined the Giants as tenants, but left after an attendance dispute in 1922. Finally, in 1924, the fourth remodeling of the Polo Grounds was finished, complete with seating for 55,987. It was this incarnation that the Mets began calling home in 1962.

The Giants left New York and the Polo Grounds in 1957, leaving the stadium with only the memories of some of the most famous moments in baseball history, such as Bobby Thomson's game-winning "Shot Heard 'Round the World" to clinch the 1951 pennant, and Willie Mays' over-the-shoulder catch in the 1954 World Series. Without a Major League Baseball team as a regular tenant, the stadium deteriorated to the point where the Mets needed to spend \$300,000 to refurbish the ballpark before moving in to start the 1962 season.

With a fresh coat of paint, a new scoreboard, better lighting, more dining options for fans and a complete overhaul of the outfield and infield grass, the Mets played their first home game in the Polo Grounds on April 13, 1962 and lost 4-3 to the Pittsburgh Pirates. New York played 160 more games at their temporary home over the next two seasons and left for good following a 5-1 loss to Philadelphia Phillies on September 18, 1963.

The aging stadium was finally demolished over a period of four months in 1964. A housing development now occupies the famous site.



The Mets first game at the Polo Games, April 13, 1962.

MILESTONE HOME RUNS IN METS HISTORY

Anderson Hernandez hit a two-run shot in the eighth inning (off Kyle Kendrick) in the Day Game of a Day/Night Doubleheader, September 13, 2009 at Citizens Bank Park in Philadelphia. The blast was the 6,000th in franchise history. Below is a list of milestone home runs in club history.

HOMERUN	PLAYER	DATE
#1	Gil Hodges	4/11/62 at St. Louis
#1,000	Cleon Jones	7/25/71 vs. Houston
#2,000	Dave Kingman	5/6/83 vs. Cincinnati
#2,500	Darryl Strawberry	4/16/87 at Philadelphia
#3,000	Howard Johnson	5/5/90 vs. Houston
#4,000	Bernard Gilkey	7/20/97 vs. Cincinnati
#5,000	Jason Phillips	8/30/03 vs Philadelphia
#6,000	Anderson Hernandez	9/13/09 at Philadelphia (G1)

POLO GROUND FIRSTS

GAME:	April 13, 1962 vs. Pittsburgh (Pirates 4, Mets 3). WP-Tom Sturdivant; LP-Sherman Jones
BATTER:	Bill Virdon, Pittsburgh. Grounded out, shortstop Felix Mantilla to Jim Marshall, off Sherman Jones
METS BATTER:	Richie Ashburn. Grounded out, second baseman Bill Mazeroski to first baseman Dick Stuart, facing Tom Sturdivant
HIT:	April 13, 1962; Smokey Burgess, Pittsburgh, second inning off Sherman Jones
METS HIT:	April 13, 1962; Sherman Jones vs. Pittsburgh, third inning single off Tom Sturdivant
SINGLE:	April 13, 1962; Smokey Burgess, Pittsburgh, second inning off Sherman Jones
DOUBLE:	April 13, 1962; Don Hoak, Pittsburgh, second inning off Sherman Jones
METS DOUBLE:	April 13, 1962; Jim Marshall, fifth inning off Tom Sturdivant
TRIPLE:	April 13, 1962; Bill Mazeroski, Pittsburgh, second inning off Sherman Jones
METS TRIPLE:	April 27, 1962; Charlie Neal vs. Philadelphia, sixth inning off Cal McLish
HOME RUN:	April 13, 1962; Frank Thomas vs. Pittsburgh, sixth inning solo shot off Tom Sturdivant
RBI:	April 13, 1962; Don Hoak, Pittsburgh, second inning
METS RBI:	April 13, 1962; Richie Ashburn vs. Pittsburgh, fifth inning
RUN:	April 13, 1962; Smokey Burgess, Pittsburgh, second inning
METS RUN:	April 13, 1962; Jim Marshall vs. Pittsburgh, fifth inning
STOLEN BASE:	April 18, 1962; Julian Javier, St. Louis, second base, fourth inning
METS STOLEN BASE:	April 29, 1962; Elio Chacon vs. Philadelphia (Game One), second base, fourth inning
STRIKEOUT:	April 13, 1962; Bob Skinner, Pittsburgh, first inning by Sherman Jones
WALK:	April 13, 1962; Jim Marshall vs. Pittsburgh, second inning by Tom Sturdivant
HIT BATTER:	April 14, 1962; Felix Mantilla vs. Pittsburgh, eighth inning by Vinegar Bend Mizell
WILD PITCH:	April 13, 1962; Herb Moford vs. Pittsburgh, sixth inning
ERROR:	April 13, 1962; Roy Face, Pittsburgh, eighth inning
METS VICTORY:	April 28, 1962; vs. Philadelphia (Won, 8-6). WP-Roger Craig; LP-Frank Sullivan
SHUTOUT:	April 29, 1962; vs. Philadelphia (Game One, Won, 8-0). WP-Al Jackson; LP-Art Mahaffey
EXTRA INNING GAME:	April 17, 1962; vs. Houston (Lost, 5-2 in 11 innings). WP-Jim Golden; LP-Herb Moford
NIGHT GAME:	May 1, 1962; vs. Cincinnati (Lost, 8-2). WP-Joe Jay; LP-Jay Hook
DOUBLEHEADER:	April 29, 1962; vs. Philadelphia (Won Game One, 8-0, lost Game Two, 10-2) Game 1, WP-Al Jackson; LP-Art Mahaffey. Game 2, WP-Bobby Locke; LP-Sherman Jones

HOME RUNS IN FIRST AT-BAT

In 2005, Mets rookie Mike Jacobs hit a three-run, pinch-hit home run in his first major league at-bat...The following is a complete list of players who have also hit home runs in their first at-bat with the Mets.

PLAYER	DATE
Benny Ayala	August 27, 1974*
Mike Fitzgerald	September 13, 1983*
Rick Cerone	April 9, 1991
Jose Vizcaino	April 4, 1994
(Walked in his first plate appearance)	
Todd Pratt	July 4, 1997
Mike Bordick	July 29, 2000#
Bubba Trammell	July 30, 2000
Kazuo Matsui	April 6, 2004#*
Mike Jacobs	August 21, 2005*

First pinch

* First major league at-bat





SHEA STADIUM



The Mets first game at Shea Stadium, April 17, 1964.

In 1964, the Mets moved from Manhattan to Queens and their brand-new home, William A. Shea Municipal Stadium. Located on 126th Street and Roosevelt Avenue, Shea would welcome more than 94 million fans and some of the most famous moments in Mets history during its 45 years.

The stadium originally was to be called "Flushing Meadows Stadium." But in 1962, behind a movement led by department store magnate Bernard Gimbel, the Flushing Meadows Stadium label was dropped in favor of a name that honored the man most responsible for returning National League baseball to New York, prominent attorney Bill Shea. Shea Stadium was born.

Architect John Waterbury drew up the plans for the stadium and the ceremonial groundbreaking took place on October 28, 1961. The designs called for the city to contribute \$24.5 million to construct the ballpark, with the Mets to chip in another \$6.5 million for office space, restaurants and other amenities.

The 55,300-seat stadium was completed and Shea opened to 48,736 fans on April 17, 1964. But in a scene reminiscent

of Opening Day at the Polo Grounds two years earlier, the Pirates again beat the Mets, 4-3.

In their first season at Shea, the Mets drew 1,732,597 fans and hosted the All-Star Game before baseball handed off the reigns to football and the New York Jets for the winter. Football would be a permanent winter staple in Queens until 1983, when the Jets left for New Jersey.

Shea was designed to be a multi-purpose complex—it was the first major stadium in the United States to have two movable field box sections—and as such held a variety of events. The Beatles gave the first-ever concert at Shea Stadium on August 15, 1965, in front of more than 55,000 fainting, crying and screaming fans. It was, and remains to this day, the most historic concert ever, as it was the first time in history that a sports stadium was used for a rock concert. The groundbreaking Beatles concert at Shea set new attendance records at the time; it was the first large-scale, outdoor concert that demonstrated such events could be hugely successful and profitable.

Other unforgettable Shea moments include the historic papal Mass celebrated by Pope John Paul II in 1979, plus concerts staged by music legends including Billy Joel, The Rolling Stones, Elton John, Eric Clapton, Jimi Hendrix and Bruce Springsteen. The stadium also played host to a wide variety of sporting events, such as soccer, boxing and wrestling matches and college football, along with the normal schedule of baseball and NFL football games.

In 1975, Shea was the center of the New York sports world. The Mets, Yankees, Jets and Giants all called the stadium home, marking the first and only time in professional sports history that two baseball teams and two football teams shared the same facility in the same year. Both the Yankees and Giants needed a temporary home while Yankee Stadium underwent renovations.



Pope John Paul II address the crowd at Shea Stadium in 1979.

Throughout the years, Shea was the site for some of the most memorable moments in Mets history: Cleon Jones catching the clinching out of the 1969 World Series, the amazing comeback in Game Six of the 1986 World Series, and President Bill Clinton joining Jackie Robinson's widow, Rachel, to retire the Hall of Famers uniform number 42 on April 15, 1997. Shea finally closed its doors on September 28, 2008 following the Mets' 4-2 loss to the Florida Marlins.

The demolition of Shea took several months, with the final piece coming down on February 18, 2009 at 11:22 A.M. Citi Field's Parking Lot D covers the grounds where Shea once stood, with markers commemorating the original locations of the stadium's home plate, bases and pitching mound.



The Mets final game at Shea Stadium, with Citi Field in the background, September 28, 2008.

SHEA STADIUM FIRSTS

GAME:	April 17, 1964; Pirates, 4, Mets 3 (WP-Bob Friend; LP-Ed Bauta)
BATTER:	Dick Schofield, Pittsburgh Popped up to Mets second baseman Larry Burright off pitcher Jack Fisher
METS BATTER:	Tim Harkness Grounded out, shortstop Dick Schofield to first baseman Donn Clendenon off Bob Friend
HIT:	April 17, 1964; Willie Stargell, Pittsburgh; second-inning home run off Jack Fisher
METS HITS:	April 17, 1964; Tim Harkness; third-inning single off Bob Friend
SINGLE:	April 17, 1964; Bob Bailey, Pittsburgh; second inning off Jack Fisher
DOUBLE:	April 17, 1964; Ron Hunt, Mets; fourth inning off Bob Friend
TRIPLE:	April 18, 1964; Roberto Clemente, Pittsburgh; sixth inning off Jerry Hinsley
METS TRIPLE:	May 8, 1964; Jesse Gonder, vs. St. Louis, first inning off Ernie Broglio
HOME RUN:	April 17, 1964; Willie Stargell, Pittsburgh, second inning off Jack Fisher.
METS HOME RUN:	April 23, 1964; Ron Hunt, vs. Chicago (NL), eighth inning off Dick Ellsworth
RUN:	April 17, 1964; Willie Stargell, Pittsburgh, second inning
METS RUN:	April 17, 1964; Ron Hunt vs. Pittsburgh, fourth inning.
RBI:	April 17, 1964; Willie Stargell, Pittsburgh, second inning.
METS RBI:	April 17, 1964; Jesse Gonder vs. Pittsburgh, fourth inning.
STOLEN BASE:	April 19, 1964; Joe Christopher, Mets; sixth inning vs. Pittsburgh
STRIKEOUT:	April 17, 1964; Roberto Clemente, Pirates; first inning by Jack Fisher
WALK:	April 17, 1964; Jim Hickman, Mets vs. Pittsburgh, second inning by Bob Friend
HIT BATTER:	April 17, 1964; Jim Hickman, Mets vs. Pittsburgh, fourth inning by Bob Friend
ERROR:	May 6, 1964; Larry Bearnarth, Mets vs. Cincinnati, fifth inning
METS VICTORY:	April 17, 1964; Bill Mazeroski, Pittsburgh, sixth inning April 19, 1964; vs. Pittsburgh (Won, 6-0) WP-Al Jackson; LP-Bob Veale
SHUTOUT:	April 19, 1964; vs. Pittsburgh (Won, 6-0) WP- Al Jackson; LP- Bob Veale
EXTRA INNING GAME:	May 31, 1964; vs. San Francisco (Game Two, Lost, 8-6, 23 innings) WP-Gaylord Perry; LP-Galen Cisco
NIGHT GAME:	May 6, 1964; vs. Cincinnati (Lost, 12-4) WP-Sammy Ellis; LP-Bill Wakefield
DOUBLEHEADER:	May 10, 1964; vs. St. Louis (Won Game One, 4-1, lost Game Two, 10-1) Game 1, WP-Tracy Stallard; LP-Roger Craig. Game 2, WP-Ray Washburn; LP-Jerry Hinsley

METS ALL-TIME HOME RUN & RBI LEADERS

POSITION	PLAYER-HOME RUNS (YEAR)	PLAYER-RBI (YEAR)
CATCHER	Todd Hundley - 41 (1996)	Mike Piazza - 124 (1999)
FIRST BASE	Carlos Delgado - 38 (2006 & 2008)	Carlos Delgado - 115 (2008)
SECOND BASE	Edgardo Alfonzo - 27 (1999)	Edgardo Alfonzo - 108 (1999)
SHORTSTOP	Jose Reyes - 19 (2006)	Jose Reyes - 81 (2006)
THIRD BASE	Howard Johnson - 38 (1991)	DAVID WRIGHT - 124 (2008)
LEFTFIELD	Dave Kingman - 26 (1975)	Bernard Gilkey - 117 (1996)
CENTERFIELD	Carlos Beltran - 41 (2006)	Carlos Beltran - 116 (2006)
RIGHTFIELD	Darryl Strawberry - 38 (1987 & 1988)	Darryl Strawberry - 108 (1990)
PITCHER	Tom Seaver - 3 (1972) Walt Terrell - 3 (1983)	Tom Seaver - 10 (1970)



Mets CITI FIELD

Citi Field continues to set a new standard in dining at sports and entertainment venues three years after opening on April 13, 2009. The 41,922-seat ballpark brings fans closer to the action for a more intimate experience, offering unprecedented amenities and comfort throughout its 1.3 million square feet.



Fans enjoy the Taste of the City behind the scoreboard in centerfield.

HIGHLIGHTS

Citi Field's design produces a superior experience for fans throughout the ballpark, offering a warm atmosphere with seating closer to the action and angled toward the infield. Citi Field features some of the widest, unobstructed concourses of any sports and entertainment facility. Concession stands and restrooms are located within the facility's exterior walls, allowing fans uninterrupted views of the field. Wider seats provide enhanced comfort throughout the ballpark with more space between rows providing additional legroom.

Fans throughout Citi Field can choose from wide-ranging menus at multiple sit-down, climate-controlled restaurants, bars, clubs, and lounges including the Delta Sky360 Club, home to the new Pat LaFrieda's Chop House, Hyundai Club and Caesars Club behind home plate, and the Acela Club, the multi-tiered, glass-enclosed 350-seat restaurant overlooking left field.

The Mets and ARAMARK's unique partnerships with world-renowned restaurateurs Danny Meyer of Union Square Hospitality Group, Drew Nieporent of Myriad Restaurant Group, Dave Pasternack of Esca, and world-famous meat purveyor, Pat LaFrieda, have redefined the dining experience to make Citi Field a culinary destination. Taste of the City on the Field Level in the outfield showcases the very best from these partners at Shake Shack, Blue Smoke, El Verano Taqueria, Box Frites, Catch of the Day and Pat LaFrieda's Original Filet Mignon Steak Sandwich stand. The World's Fare Market features cuisine from local dining institutions including Mama's of Corona and Daruma of Tokyo.

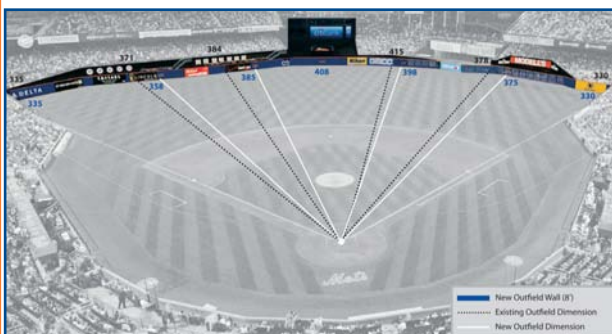
Citi Field's FanFest behind the centerfield scoreboard features activities for the whole family including: Mr. Met's Kiddie Field, a miniature replica of Citi Field complete with its own video board, batting cages and a game kiosk.

ARCHITECTURAL DESIGN

Citi Field's design is inspired by the Mets' National League heritage. The brick, limestone, granite and cast stone throughout the ballpark closely resembles the masonry used at Ebbets Field, the legendary home of the Brooklyn Dodgers. The dark green seats and soot-colored exposed steel recall the Mets' first home, the historic Polo Grounds and former home of the New York Giants. A structural steel "bridge" motif throughout Citi Field reinforces the Mets' connection to New York's five boroughs while symbolically linking the team's beloved tradition to its future. Shea Bridge in right-center is named after William A. Shea, extending the legacy of the man who was the driving force behind bringing National League baseball back to New York and for whom Shea Stadium was named.



Citi Field on Fireworks Night.



OUTFIELD WALLS

In 2012, the outfield walls at Citi Field moved in as much as 12 feet and the height of the outfield walls was lowered to 8 feet throughout. The outfield wall was also changed to blue in conjunction with the Mets 50th Anniversary, which was celebrated that season. The Mets erected a new wall in leftfield that was closer to home plate by approximately 4 feet in leftfield and up to approximately 12 feet in deep left-centerfield.

The right-centerfield wall that extends toward the bullpen was moved approximately 11 feet closer to home plate. The fence in front of the Mo's Zone/Modell's Clubhouse moved in approximately 10 feet. As a result of moving the walls in, the Mets created the Party City Deck, a unique seating section in leftfield between the new and existing wall that accommodates 100 fans. The club also expanded the Modell's Clubhouse in rightfield to incorporate an outdoor seating area for approximately 40 additional fans.

JACKIE ROBINSON ROTUNDA

The iconic main entry to Citi Field honors Jackie Robinson, the great American trailblazer who became the first African-American player to break Major League Baseball's color barrier with the Dodgers in 1947. Evoking the classic design of Ebbets Field, the Rotunda recognizes and perpetuates the humanitarian ideals of one of our country's civil rights pioneers.

Engraved into the Rotunda's 160-foot diameter floor and etched into its 70-foot archways are words and larger-than-life images that defined Jackie's "nine values": Courage, Excellence, Persistence, Justice, Teamwork, Commitment, Citizenship, Determination, and Integrity. The Rotunda features an eight-foot sculpture of Jackie's number 42, which was retired in perpetuity throughout Major League Baseball in 1997.

METS HISTORY AT CITI FIELD

The Mets Hall of Fame and Museum at Citi Field is the home for 50 years of Mets history. Located adjacent to the Jackie Robinson Rotunda, the spectacular attraction is a virtual walk down memory lane, featuring a treasure trove of artifacts and images. It's interactive touch-screen exhibits showcase video and audio highlights of the franchise's signature moments. The Mets Hall of Fame and Museum is open during Mets home games.

Citi Field's VIP entrances are named after individuals who made an indelible mark on the club and whose numbers have been retired. First Base VIP honors Gil Hodges, the manager who led the Mets to their first World Championship in 1969. Third Base VIP recognizes Tom Seaver, the Hall of Fame pitcher and Mets leader in wins, earned run average and strikeouts. Left Field VIP is named after Casey Stengel, the first manager in Mets history.



Fans tour the Mets Hall of Fame and Museum before a Mets home game.

Photographic imagery of famous Mets and historic moments are displayed inside Citi Field along the concourses and outside the ballpark with banners on Mets plaza, in the parking lots and encasing the ramp in leftfield. More than 25,000 bricks outside the Jackie Robinson Rotunda on the Citi Field Fanwalk pay tribute to the Mets, their fans and the Amazon Moments in team history.

The original Home Run Apple from 1981 is one of the most popular attractions at Citi Field and its position on Mets Plaza serves as a meeting spot for many fans.



Citi Field Kids after touring the Jackie Robinson Rotunda.

THE METS AND CITI

On November 13, 2006, the Mets and Citi signed a 20-year landmark partnership that includes the naming rights for Citi Field and working together on a series community outreach initiatives.

The Mets and Citi have also built affordable housing for New Yorkers in Brooklyn and at Citi Field with Habitat for Humanity, and repackaged apples and potatoes to feed the hungry with City Harvest, and partnered with several veterans organizations to provide assistance to troops returning home and those deployed overseas.

CITI FIELD AND THE ENVIRONMENT

The Mets have implemented a wide range of sustainable environmental initiatives the design construction and operation of Citi Field. The ballpark was built with recycled concrete and construction vehicles were fueled with ultra lowsulfur diesel. Citi Field's building management system monitors and automatically controls all aspects of energy operation from temperatures to lights to minimize energy consumption. Grease and cooking oil are recycled along with cardboard, glass, metal, bottles, cans, light bulbs and batteries. The Mets save more than four million gallons of water per year by using 414 hands-free faucets, 635 automated toilet flush-valves and 270 waterless urinals. A 11,000 square foot green roof atop the administration building in rightfield, white PVC roofs throughout the ballpark, high mast parking lot light fixtures, permeable pavers, and an underground well used to irrigate the playing field are other ways the Mets are working to protect the environment.



CITI FIELD FIRSTS

GAME:	April 13, 2009 vs. San Diego (Padres 6, Mets 5). WP-Edward Mujica; LP-Brian Stokes
BATTER:	April 13, 2009; Jody Gerut, San Diego, home run to rightfield off Mike Pelfrey
METS BATTER:	April 13, 2009; Jose Reyes vs. San Diego, grounded out to first baseman Adrian Gonzalez off Walter Silva
HIT:	April 13, 2009; Jody Gerut, San Diego, home run, first inning off Mike Pelfrey
METS HIT:	April 13, 2009; David Wright vs. San Diego, double, first inning off Walter Silva
SINGLE:	April 13, 2009; David Eckstein, San Diego, first inning off Mike Pelfrey
METS SINGLE:	April 13, 2009; Jose Reyes vs. San Diego, third inning off Walter Silva
DOUBLE:	April 13, 2009; David Wright vs. San Diego, first inning off Walter Silva
TRIPLE:	April 19, 2009; Jose Reyes vs. Milwaukee, fifth inning off Jeff Suppan
HOME RUN:	April 13, 2009; Jody Gerut, San Diego, first inning, home run off Mike Pelfrey
METS HOME RUN:	April 13, 2009; David Wright vs. San Diego, fifth inning off Walter Silva
RBI:	April 13, 2009; Jody Gerut, San Diego, first inning, home run off Mike Pelfrey
METS RBI:	April 13, 2009; Luis Castillo vs. San Diego, second inning RBI double scoring Brian Schneider off Walter Silva
RUN:	April 13, 2009; Jody Gerut, San Diego, first inning, home run off Mike Pelfrey
METS RUN:	April 13, 2009; Brian Schneider vs. San Diego, second inning
GRAND SLAM:	April 27, 2009; Omir Santos vs. Florida, first inning off Anibal Sanchez
LEADOFF HOME RUN:	April 13, 2009; Jody Gerut, San Diego off Mike Pelfrey
METS LEADOFF HOME RUN:	August 23, 2009; Angel Pagan vs. Philadelphia off Pedro Martinez
PINCH-HIT HOME RUN:	April 17, 2009; Gary Sheffield vs. Milwaukee, seventh inning off Mitch Stetter
WALK-OFF HOME RUN:	May 7, 2010; Rod Barajas vs. San Francisco off Sergio Romo
INSIDE-THE-PARK HOME RUN:	August 23, 2009; Angel Pagan vs. Philadelphia off Pedro Martinez
STOLEN BASE:	April 15, 2009; Jose Reyes vs. San Diego, seventh inning
STRIKEOUT:	April 13, 2009; Nick Hundley, San Diego, second inning by Mike Pelfrey
WALK:	April 13, 2009; Chase Headley, San Diego, first innings by Mike Pelfrey
METS WALK:	April 13, 2009; Ryan Church vs. San Diego, second inning by Walter Silva
HIT BATTER:	April 18, 2009; Gary Sheffield vs. Milwaukee, sixth inning by Yovani Gallardo
WILD PITCH:	April 13, 2009; J.J. Putz vs. San Diego, eighth inning
ERROR:	April 13, 2009; Ryan Churchs. San Diego, sixth inning, dropped fly ball
METS VICTORY:	April 15, 2009; vs. San Diego (Mets 7, Padres 2). WP-Oliver Perez; LP-Kevin Correia
SHUTOUT:	April 18, 2009; vs. Milwaukee (Mets 1, Brewers 0). WP-Johan Santana; LP-Yovani Gallardo
EXTRA INNING GAME:	May 12, 2009; vs. Atlanta (Mets 4, Braves 3 in 10 innings). WP-Francisco Rodriguez; LP-Jeff Bennett
NIGHT GAME:	April 13, 2009; vs. San Diego (Padres 6, Mets 5). WP-Edward Mujica; LP-Brian Stokes
DAY GAME:	April 18, 2009; vs. Milwaukee (Mets 1, Brewers 0). WP-Johan Santana; LP-Yovani Gallardo
DOUBLEHEADER:	July 30, 2009; vs. Colorado (Won Game One, 7-0, Lost Game Two, 4-2) Game 1, WP-Johan Santana; LP-Jason Hammel. Game 2, WP-Jorge De La Rosa; LP-Jonathan Niese
NO-HITTER:	June 1, 2012 vs. St. Louis, Won 8-0 (Johan Santana)

METS DOUBLEHEADERS

Listed below are the Mets last doubleheader, last doubleheader sweep and last time being swept in a twinbill against each opponent:

OPPONENT	LAST DH	LAST METS SWEEP	LAST OPP. SWEEP
Arizona	4/27/03 at NY (L, L)	None	4/27/03 at NY
Atlanta	9/8/11 at NY (L, L)	9/6/06 at NY	9/8/11 at NY
Chicago	4/22/00 at NY (W, W)	4/22/00 at NY	8/7/84 at CHI
Cincinnati	5/19/98 at NY (W, W)	5/19/98 at NY	7/18/80 at CIN
Colorado	4/14/11 at NY (L, L)	8/19/04 at COL*	4/14/11 at NY
Florida	8/29/11 at NY (W, W)	8/29/11 at NY	None
Houston	9/15/98 at Hou (L, W)	5/6/90 at NY	7/17/89 at NY
Los Angeles	4/27/10 at NY (W, W)	4/27/10 at NY	8/29/83 at NY
New York Yankees	6/27/08 at NYY (W, L)*	None	6/27/04 at NYY
Milwaukee	9/29/10 at NY (L, L)	5/20/99 at NY	9/29/10 at NY
Montreal/Washington	7/28/07 at NY (W, L)*	7/27/00 at NY	9/20/90 at NY
Philadelphia	9/24/11 at NY (W, W)	9/24/11 at NY	9/13/09 at PHI
Pittsburgh	9/19/04 at PIT (L, L)*	7/30/96 at NY	9/19/04 at PIT
St. Louis	8/22/99 at NY (W, L)	8/10/89 at NY	9/18/82 at NY
San Diego	6/10/10 at NY (L, W)*	9/7/86 at NY	5/14/98 at SD
San Francisco	4/23/12 at NY (L, L)	7/13/79 at NY	4/23/12 at NY
Seattle	6/8/03 at NY (L, L)	None	6/8/03 at NY
Texas	6/15/08 at NY (L, W)	None	None



ALL-TIME BATTING LEADERS

HOME RUNS

Strawberry.....	252
Piazza.....	220
WRIGHT.....	204
Johnson, Howard.....	192
Kingman.....	154
Beltran.....	149
Hundley.....	124
McReynolds.....	122
Alfonzo.....	120
Kranepool.....	118

EXTRA-BASE HITS

WRIGHT.....	545
Strawberry.....	469
Johnson, Howard.....	424
Piazza.....	415
Reyes.....	402
Beltran.....	374
Kranepool.....	368
Alfonzo.....	346
Jones, Cleon.....	308
Wilson, Mookie.....	292

RUNS

WRIGHT.....	790
Reyes.....	735
Strawberry.....	662
Johnson, Howard.....	627
Alfonzo.....	614
Wilson, Mookie.....	592
Jones, Cleon.....	563
Beltran.....	551
Kranepool.....	536
Piazza.....	532

PINCH-HITS*

Kranepool.....	90
Staub.....	77
Franco, Matt.....	58
Hodges.....	48
Anderson.....	38
Boisclair.....	38
Mazzilli.....	38
Wilson, Mookie.....	37
Harris, Lenny.....	35
Sasser.....	32

HIT-BY-PITCHES

Hunt.....	41
Jones, Cleon.....	39
Floyd.....	37
WRIGHT.....	36
Millan.....	36
Delgado.....	33
Alfonzo.....	29
Kent.....	28
Olerud.....	28
Strawberry.....	26

RUNS BATTED IN

WRIGHT.....	818
Strawberry.....	733
Piazza.....	655
Johnson, Howard.....	629
Kranepool.....	614
Beltran.....	559
Alfonzo.....	538
Jones, Cleon.....	521
Hernandez.....	468
McReynolds.....	456

AVERAGE*

Olerud.....	315
WRIGHT.....	301
Hernandez.....	297
Piazza.....	296
MURPHY.....	292
Magadan.....	292
Alfonzo.....	292
Reyes.....	292
Henderson, Steve.....	287
Pagan.....	284

HITS

Kranepool.....	1,418
WRIGHT.....	1,426
Reyes.....	1,300
Jones, Cleon.....	1,188
Alfonzo.....	1,136
Wilson, Mookie.....	1,112
Harrelson.....	1,029
Piazza.....	1,028
Strawberry.....	1,025
Johnson, Howard.....	997

PINCH-HIT HOME RUNS

Carreon.....	8
Hairston.....	6
Staub.....	6
Kranepool.....	6
VALDESPIN.....	5
Franco, Matt.....	5
Swoboda.....	5
Teufel.....	5
Heep.....	4
Henderson, Steve.....	4
Mazzilli.....	4

SACRIFICE FLIES

WRIGHT.....	58
Kranepool.....	58
Johnson, Howard.....	50
Jones, Cleon.....	41
Alfonzo.....	40
Strawberry.....	39
Beltran.....	38
Staub.....	37
McReynolds.....	33
Carter.....	31
Hernandez.....	31

STOLEN BASES

Reyes.....	370
Wilson, Mookie.....	281
Johnson, Howard.....	202
Strawberry.....	191
WRIGHT.....	166
Mazzilli.....	152
Dykstra.....	116
Harrelson.....	115
Backman.....	106
Cedeño.....	105

GAMES

Kranepool.....	1,853
Harrelson.....	1,322
Grote.....	1,235
WRIGHT.....	1,262
Jones, Cleon.....	1,201
Johnson, Howard.....	1,154
Wilson, Mookie.....	1,116
Strawberry.....	1,109
Alfonzo.....	1,086
Reyes.....	1,050

DOUBLES

WRIGHT.....	322
Kranepool.....	225
Reyes.....	222
Johnson, Howard.....	214
Alfonzo.....	212
Beltran.....	208
Piazza.....	193
Strawberry.....	187
Jones, Cleon.....	182
Wilson.....	170

SLUGGING PERCENTAGE*

Piazza.....	542
Strawberry.....	520
WRIGHT.....	506
Delgado.....	506
Olerud.....	501
Beltran.....	500
Bonilla.....	495
Floyd.....	478
Ventura.....	468
Gilkey.....	461

WALKS

WRIGHT.....	616
Strawberry.....	580
Harrelson.....	573
Johnson, Howard.....	556
Beltran.....	449
Garrett.....	482
Hernandez.....	471
Alfonzo.....	458
Kranepool.....	454
Mazzilli.....	438

TOTAL BASES

WRIGHT.....	2,398
Kranepool.....	2,047
Strawberry.....	2,028
Reyes.....	1,963
Piazza.....	1,885
Johnson, Howard.....	1,823
Alfonzo.....	1,736
Jones, Cleon.....	1,715
Wilson, Mookie.....	1,586
Beltran.....	1,567

AT-BATS

Kranepool.....	5,436
WRIGHT.....	4,742
Reyes.....	4,453
Harrelson.....	4,390
Jones, Cleon.....	4,223
Wilson, Mookie.....	4,027
Johnson, Howard.....	3,968
Strawberry.....	3,903
Alfonzo.....	3,897
Grote.....	3,881

TRIPLES

Reyes.....	99
Wilson, Mookie.....	62
Harrelson.....	45
Jones, Cleon.....	33
Henderson, Steve.....	31
Strawberry.....	30
Johnson, Lance.....	27
Flynn.....	26
Kranepool.....	25
Pagan.....	23

ON-BASE PERCENTAGE*

Olerud.....	425
Magadan.....	391
Hernandez.....	387
WRIGHT.....	381
Piazza.....	373
Beltran.....	369
Alfonzo.....	367
Castillo.....	366
Ventura.....	360
Henderson, Steve.....	360

MULTI-HIT GAMES

WRIGHT.....	392
Reyes.....	385
Kranepool.....	330
Jones, Cleon.....	297
Alfonzo.....	314
Wilson, Mookie.....	308
Piazza.....	278
Strawberry.....	266
Grote.....	258
Hernandez.....	256

* minimum 1,000 at-bats





ALL-TIME PITCHING LEADERS

GAMES

Franco.....	695
Feliciano.....	459
Seaver.....	401
Koosman.....	376
Orosco.....	372
McGraw.....	361
Benitez.....	333
Heilman.....	305
Gooden.....	305
Innis.....	288

STARTS

Seaver.....	395
Koosman.....	346
Gooden.....	303
Fernandez.....	250
Darling.....	241
Leiter.....	213
Matlack.....	199
Jones, Bobby.....	190
Swan.....	184
Cone.....	169

COMPLETE GAMES

Seaver.....	171
Koosman.....	108
Gooden.....	67
Matlack.....	65
Jackson.....	41
Fisher.....	35
Cone.....	34
Craig.....	27
Darling.....	25
Swan.....	25

WINS

Seaver.....	198
Gooden.....	157
Koosman.....	140
Darling.....	99
Fernandez.....	98
Leiter.....	95
Matlack.....	82
Cone.....	81
Jones, Bobby.....	74
Trachsel.....	66

LOSSES

Koosman.....	137
Seaver.....	124
Gooden.....	85
Matlack.....	81
Jackson.....	80
Fernandez.....	78
Fisher.....	73
Swan.....	71
Darling.....	70
Leiter.....	67

INNINGS PITCHED

Seaver.....	3,045.2
Koosman.....	2,545.0
Gooden.....	2,169.2
Darling.....	1,620.0
Fernandez.....	1,584.2
Matlack.....	1,448.0
Leiter.....	1,360.0
Swan.....	1,229.1
Jones, Bobby.....	1,215.2
Cone.....	1,209.1

HITS ALLOWED

Seaver.....	2,431
Koosman.....	2,281
Gooden.....	1,898
Darling.....	1,473
Matlack.....	1,312
Jones, Bobby.....	1,255
Leiter.....	1,222
Swan.....	1,191
Fernandez.....	1,167
Glavine.....	1,057

ERA (500 IP)

Seaver.....	2.57
Orosco.....	2.73
Dickey.....	2.95
Matlack.....	3.03
Koosman.....	3.09
Franco.....	3.10
Gooden.....	3.10
Ojeda.....	3.12
Cone.....	3.13
Fernandez.....	3.14

STRIKEOUTS

Seaver.....	2,541
Gooden.....	1,875
Koosman.....	1,799
Fernandez.....	1,449
Cone.....	1,172
Darling.....	1,148
Leiter.....	1,106
Matlack.....	1,023
Jones, Bobby.....	714
Swan.....	671

SAVES+

Franco.....	276
Benitez.....	160
Orosco.....	107
Wagner.....	101
McGraw.....	86
McDowell.....	84
Rodriguez.....	83
Allen.....	69
Lockwood.....	65
Looper.....	57

SHUTOUTS

Seaver.....	44
Koosman.....	26
Matlack.....	26
Gooden.....	23
Cone.....	15
Darling.....	10
Jackson.....	10
Fernandez.....	9
Ojeda.....	9
Gentry.....	8

WALKS

Seaver.....	847
Koosman.....	820
Gooden.....	651
Darling.....	614
Fernandez.....	596
Leiter.....	546
Cone.....	431
Matlack.....	419
Swan.....	368
Trachsel.....	354

HOME RUNS ALLOWED

Seaver.....	212
Koosman.....	187
Darling.....	155
Fernandez.....	138
Jones.....	137
Trachsel.....	124
Gooden.....	123
Leiter.....	118
Reed.....	116
Swan.....	112

HOLDS*

Feliciano.....	98
Heilman.....	69
Cook.....	56
PARNELL.....	54
Wendell.....	54
Franco.....	53
Weathers.....	50
Stanton.....	35
Sanchez.....	35
McMichael.....	31

QUALITY STARTS

Seaver.....	293
Koosman.....	231
Gooden.....	209
Darling.....	161
Fernandez.....	157
Leiter.....	140
Matlack.....	134
Cone.....	111
Jones, Bobby.....	110
Glavine.....	106

PICKOFFS

Koosman.....	45
Darling.....	37
Matlack.....	31
Leiter.....	26
Gooden.....	23
Scott.....	20
Craig.....	14
Glavine.....	13
Ojeda.....	12
4 tied with.....	11



SINGLE-SEASON BATTING LEADERS

HOME RUNS

Beltran.....	41 ('06)
Hundley.....	41 ('96)
Piazza.....	40 ('99)
Strawberry.....	39 ('87)
Strawberry.....	39 ('88)
Delgado.....	38 ('08)
Delgado.....	38 ('06)
Johnson, Howard.....	38 ('91)
Piazza.....	38 ('00)
Strawberry.....	37 ('90)
Kingman.....	37 ('82)
Kingman.....	37 ('76)

EXTRA-BASE HITS

Beltran.....	80 ('06)
Johnson, Howard.....	80 ('89)
Gilkey.....	77 ('96)
WRIGHT.....	77 ('08)
Johnson, Howard.....	76 ('91)
Strawberry.....	76 ('87)
Hundley.....	74 ('96)
WRIGHT.....	73 ('07)
Reyes.....	72 ('08)
Beltran.....	72 ('08)

RUNS

Beltran.....	127 ('06)
Alfonzo.....	123 ('99)
Reyes.....	122 ('06)
Reyes.....	119 ('07)
Johnson, Lance.....	117 ('96)
Beltran.....	116 ('08)
WRIGHT.....	115 ('08)
Reyes.....	113 ('08)
WRIGHT.....	113 ('07)
Alfonzo.....	109 ('00)

WALKS

Olerud.....	125 ('99)
Strawberry.....	97 ('87)
Hernandez.....	97 ('84)
Olerud.....	96 ('98)
Alfonzo.....	95 ('00)
Beltran.....	95 ('06)
Harrelson.....	95 ('70)
WRIGHT.....	94 ('08)
WRIGHT.....	94 ('07)
Hernandez.....	94 ('86)

PINCH-HITS

Staub.....	24 ('83)
Harris.....	21 ('01)
Carter, Chris.....	19 ('10)
Franco, Matt.....	19 ('97)
McKnight.....	19 ('93)
Anderson.....	18 ('05)
Staub.....	18 ('84)
Kranepool.....	17 ('74)
Mazzilli.....	17 ('87)
Seven tied with.....	15

RUNS BATTED IN

Piazza.....	124 ('99)
WRIGHT.....	124 ('08)
Ventura.....	120 ('99)
Gilkey.....	117 ('96)
Johnson, Howard.....	117 ('91)
Beltran.....	116 ('06)
WRIGHT.....	116 ('06)
Delgado.....	115 ('08)
Delgado.....	114 ('08)
Piazza.....	113 ('00)

AVERAGE*

Olerud.....	.354 ('98)
Jones, Cleon.....	.340 ('69)
Reyes.....	.337 ('11)
Johnson, Lance.....	.333 ('96)
Magadan.....	.328 ('90)
WRIGHT.....	.325 ('07)
Piazza.....	.324 ('00)
Alfonzo.....	.324 ('00)
Jones, Cleon.....	.319 ('71)
Lo Duca.....	.318 ('06)
Gilkey.....	.317 ('96)

HITS

Johnson, Lance.....	227 ('96)
Reyes.....	204 ('08)
Olerud.....	197 ('98)
WRIGHT.....	196 ('07)
Reyes.....	194 ('06)
Reyes.....	191 ('07)
Alfonzo.....	191 ('99)
Millan.....	191 ('75)
Reyes.....	190 ('05)
WRIGHT.....	189 ('08)

SLUGGING PCT.*

Piazza.....	.614 ('00)
Beltran.....	.594 ('06)
Strawberry.....	.583 ('87)
Piazza.....	.575 ('99)
Piazza.....	.573 ('01)
Gilkey.....	.562 ('96)
Johnson, Howard.....	.559 ('89)
Olerud.....	.551 ('98)
Hundley.....	.550 ('96)
Hundley.....	.549 ('97)

PINCH-HIT RBI

Staub.....	25 ('83)
Staub.....	18 ('84)
Kranepool.....	17 ('78)
Anderson.....	14 ('07)
Kranepool.....	14 ('77)
Franco, Matt.....	13 ('97)
Staub.....	13 ('82)
Valentin, John.....	13 ('02)
Franco, Matt.....	11 ('99)
Mazzilli.....	11 ('87)

STOLEN BASES

Reyes.....	78 ('07)
Cedeño.....	66 ('99)
Reyes.....	64 ('06)
Reyes.....	60 ('05)
Wilson, Mookie.....	58 ('82)
Reyes.....	56 ('08)
Wilson, Mookie.....	54 ('83)
Johnson, Lance.....	50 ('96)
Wilson, Mookie.....	46 ('84)
Taveras.....	42 ('79)

GAMES

Olerud.....	162 ('99)
Millan.....	162 ('75)
Beltran.....	161 ('08)
Reyes.....	161 ('05)
Ventura.....	161 ('99)
Olerud.....	160 ('98)
WRIGHT.....	160 ('08)
WRIGHT.....	160 ('05)
Reyes.....	160 ('07)
WRIGHT.....	160 ('07)
Johnson, Lance.....	160 ('96)

DOUBLES

Gilkey.....	44 ('96)
WRIGHT.....	42 ('08)
WRIGHT.....	42 ('07)
WRIGHT.....	42 ('05)
WRIGHT.....	41 ('12)
Alfonzo.....	41 ('99)
Johnson, Howard.....	41 ('89)
5 tied at.....	40

ON-BASE PERCENTAGE*

Olerud.....	.447 ('98)
Olerud.....	.427 ('99)
Alfonzo.....	.425 ('00)
Henderson, Rickey.....	.423 ('99)
Jones, Cleon.....	.422 ('69)
Magadan.....	.417 ('90)
WRIGHT.....	.416 ('07)
Hernandez.....	.413 ('86)
Hernandez.....	.409 ('84)
Mays.....	.402 ('72)

PINCH-HIT HOME RUNS

VALDESPIN.....	5 ('12)
Carreon.....	4 ('89)
Heep.....	4 ('83)
Hairston.....	3 ('12)
Hairston.....	3 ('11)
Boston.....	3 ('92)
Carreon.....	3 ('91)
Franco, Matt.....	3 ('97)
Henderson, Steve.....	3 ('78)
Jones, Chris.....	3 ('95)
Kranepool.....	3 ('83)
Staub.....	3 ('83)
Valent.....	3 ('04)

TOTAL BASES

WRIGHT.....	334 ('08)
WRIGHT.....	330 ('07)
Johnson, Lance.....	327 ('96)
Reyes.....	327 ('08)
Gilkey.....	321 ('96)
Johnson, Howard.....	319 ('89)
Reyes.....	315 ('06)
Alfonzo.....	315 ('99)
Ventura.....	311 ('99)
Strawberry.....	310 ('87)
Delgado.....	310 ('08)

AT-BATS

Reyes.....	696 ('05)
Reyes.....	688 ('08)
Johnson, Lance.....	682 ('96)
Reyes.....	681 ('07)
Millan.....	676 ('75)
Reyes.....	647 ('06)
Wilson, Mookie.....	639 ('82)
Millan.....	638 ('73)
Wilson, Mookie.....	638 ('83)
Agee.....	636 ('70)

TRIPLES

Johnson, Lance.....	21 ('96)
Reyes.....	19 ('08)
Reyes.....	17 ('05)
Reyes.....	17 ('06)
Reyes.....	16 ('11)
Reyes.....	12 ('07)
Pagan.....	11 ('09)
Wilson, Mookie.....	10 ('84)
Reyes.....	10 ('10)

HIT BY PITCH

Hunt.....	13 ('63)
Olerud.....	13 ('97)
Floyd.....	12 ('06)
Millan.....	12 ('75)
Vina.....	12 ('94)
Delgado.....	11 ('07)
Floyd.....	11 ('04)
Floyd.....	11 ('05)
Hunt.....	11 ('64)
Hunt.....	11 ('66)
Olerud.....	11 ('99)

MULTI-HIT GAMES

Johnson, Lance.....	75 ('96)
Reyes.....	64 ('08)
Alfonzo.....	58 ('99)
Mazzilli.....	58 ('79)
Olerud.....	58 ('98)
Millan.....	58 ('73)
Reyes.....	57 ('11)
Reyes.....	57 ('07)
Wilson.....	57 ('83)
2 Tied at.....	56





SINGLE-SEASON PITCHING LEADERS

GAMES

Feliciano	92 ('10)
Feliciano	88 ('09)
Feliciano	86 ('08)
Stanton	83 ('04)
Smith	82 ('08)
Heilman	81 ('07)
Wendell	80 ('99)
Green	79 ('09)
Heilman	78 ('07)
Heilman	78 ('08)

STARTS

Fisher	36 ('65)
Seaver	36 ('70)
Seaver	36 ('73)
Seaver	36 ('75)
13 players tied with.....35	

COMPLETE GAMES

Seaver	21 ('71)
Seaver	19 ('70)
Seaver	18 ('67)
Seaver	18 ('69)
Seaver	18 ('73)
Koosman	17 ('76)
Koosman	17 ('68)
Gooden	16 ('85)
Koosman	16 ('69)
Matlack	16 ('76)

WINS

Seaver	25 ('69)
Gooden	24 ('85)
Seaver	22 ('75)
Koosman	21 ('76)
Seaver	21 ('72)
Seaver	20 ('71)
Cone	20 ('88)
Viola	20 ('90)
Dickey	20 ('12)
3 tied with.....19	

LOSSES

Craig	24 ('62)
Fisher	24 ('65)
Craig	22 ('63)
Jackson	20 ('62)
Jackson	20 ('65)
Koosman	20 ('77)
Stallard	20 ('64)
Hook	19 ('62)
Cisco	19 ('64)
Fisher	18 ('67)

INNINGS PITCHED

Seaver	290.2 ('70)
Seaver	290.0 ('73)
Seaver	286.1 ('71)
Seaver	280.1 ('75)
Seaver	278.0 ('68)
Gooden	276.2 ('85)
Seaver	273.1 ('69)
Seaver	271.0 ('76)
Matlack	265.1 ('74)
Koosman	265.0 ('74)

HITS ALLOWED

Craig	261 ('62)
Viola	259 ('91)
Koosman	258 ('74)
Fisher	256 ('64)
Fisher	252 ('65)
Fisher	251 ('67)
Craig	249 ('63)
Jackson	244 ('62)
Gooden	242 ('88)
Swan	241 ('79)

RUNS ALLOWED

Hook	137 ('62)
Craig	133 ('62)
Jackson	132 ('62)
Jackson	128 ('63)
Fisher	124 ('64)
Fisher	121 ('67)
Fisher	121 ('65)
Torrez	120 ('83)
Craig	117 ('63)
Espinosa	117 ('78)

EARNED RUNS ALLOWED

Craig	117 ('62)
Fisher	115 ('67)
Hook	115 ('62)
Jackson	113 ('62)
Fisher	111 ('65)
Torrez	108 ('83)
Espinosa	107 ('78)
Fisher	107 ('64)
Pelfrey	103 ('09)
Three tied with.....102	

WALKS

Ryan	116 ('71)
Darling	114 ('85)
Torrez	113 ('83)
Perez	105 ('08)
Darling	104 ('84)
Matlack	99 ('73)
Hampton	99 ('00)
Koosman	98 ('75)
Ryan	97 ('70)
Leiter	97 ('04)

SHUTOUTS

Gooden	8 ('85)
Koosman	7 ('68)
Matlack	7 ('74)
Koosman	6 ('69)
Matlack	6 ('76)
Ojeda	5 ('88)
Seaver	5 ('74-'76, '68-'69)
Cone	5 ('92)

STRIKEOUTS

Seaver	289 ('71)
Seaver	283 ('70)
Gooden	276 ('84)
Gooden	268 ('85)
Seaver	251 ('73)
Seaver	249 ('72)
Seaver	243 ('75)
Cone	241 ('91)
Seaver	235 ('76)
Cone	233 ('90)

ERA (162 IP)

Gooden	1.53 ('85)
Seaver	1.76 ('71)
Seaver	2.08 ('73)
Koosman	2.08 ('68)
Seaver	2.20 ('68)
Seaver	2.21 ('69)
Cone	2.22 ('88)
Koosman	2.28 ('69)
Matlack	2.32 ('72)
Seaver	2.38 ('75)

SAVES+

Benitez	43 ('01)
Benitez	41 ('00)
Wagner	40 ('06)
Franco	38 ('98)
Franco	36 ('97)
Rodriguez	35 ('09)
Wagner	34 ('07)
Franco	33 ('90)
Benitez	33 ('02)
Orosco	31 ('84)

HOME RUNS ALLOWED

Craig	35 ('62)
Astacio	32 ('02)
Hook	31 ('62)
Harnisch	30 ('96)
Reed	30 ('98)
Craig	28 ('63)
Reed	28 ('00)
Trachsel	28 ('01)
Capuano	27 ('11)
Four tied with.....26	

HOLDS*

Heilman	27 ('06)
Weathers	26 ('03)
Stanton	25 ('04)
Feliciano	24 ('09)
Feliciano	23 ('10)
Heilman	22 ('07)
Feliciano	21 ('08)
Sanchez	21 ('08)
Cook	21 ('98)
Wendell	21 ('99)
Franco	20 ('00)

STRIKEOUTS PER NINE INNINGS

Gooden	11.39 ('84)
Cone	9.91 ('90)
Cone	9.79 ('92)
Fernandez	9.51 ('85)
Cone	9.32 ('81)
Martinez	9.29 ('06)
Fernandez	9.10 ('88)
Seaver	9.08 ('71)
Fernandez	9.08 ('90)
Perez	8.85 ('07)



ROOKIE BATTING LEADERS

HOME RUNS

Strawberry.....	26 ('83)
DAVIS	19 ('10)
Swoboda	19 ('65)
Milner	17 ('72)
Payton	17 ('00)
Lewis	15 ('65)
Agbayani	14 ('99)
WRIGHT	14 ('04)
Burnitz	13 ('93)
Hickman	13 ('62)
Valent	13 ('04)

RUNS BATTED IN

Strawberry.....	74 ('83)
DAVIS	71 ('10)
Wigginton	71 ('03)
Henderson	65 ('77)
Payton	62 ('00)
Phillips	58 ('03)
Jones, Cleon	57 ('66)
Jefferies	56 ('89)
Shinjo	56 ('01)
Everett	54 ('95)

STOLEN BASES

Wilson	24 ('81)
Mazzilli	22 ('77)
Jefferies	21 ('89)
Strawberry.....	19 ('83)
Jones, Cleon	16 ('66)
Dykstra	15 ('85)
Matsui	14 ('04)
Reyes	13 ('03)
Gomez	12 ('07)
Wigginton	12 ('03)

TOTAL BASES

DAVIS	230 ('10)
Wigginton	227 ('03)
Payton	218 ('00)
Strawberry	215 ('83)
Hunt	211 ('63)
Jefferies	199 ('89)
Jones, Cleon	184 ('66)
Lewis	183 ('65)
Matsui	182 ('04)
Mazzilli	182 ('77)

EXTRA-BASE HITS

DAVIS	53 ('10)
Wigginton	53 ('03)
Strawberry	48 ('83)
Hunt	42 ('63)
Jefferies	42 ('89)
Matsui	41 ('04)
Payton	41 ('00)
Swoboda	37 ('65)
Mitchell	36 ('86)
Phillips	36 ('03)

AVERAGE*

Brooks307 ('81)
Phillips298 ('03)
Henderson297 ('77)
Payton291 ('00)
Alfonzo278 ('95)
Mitchell, Kevin277 ('86)
Jones, Cleon275 ('66)
Hunt272 ('63)
Matsui272 ('04)
Wilson271 ('81)

GAMES

Mazzilli	159 ('77)
Wigginton	156 ('03)
Ordonez	151 ('06)
Elster	149 ('88)
Payton	149 ('00)
Lewis	148 ('65)
DAVIS	147 ('10)
Hunt	143 ('63)
Gardenhire	141 ('82)
Jefferies	141 ('89)

AT-BATS

Wigginton	573 ('03)
Mazzilli	537 ('77)
Hunt	533 ('65)
DAVIS	523 ('10)
Jefferies	508 ('89)
Ordonez	502 ('96)
Jones, Cleon	495 ('66)
Payton	488 ('00)
Lewis	477 ('65)
Matsui	460 ('04)

RUNS

Jones, Cleon	74 ('66)
DAVIS	73 ('10)
Wigginton	73 ('03)
Jefferies	72 ('89)
Henderson	67 ('77)
Mazzilli	66 ('77)
Matsui	65 ('04)
Hunt	64 ('63)
Lewis	64 ('65)
2 tied with	63

HITS

Wigginton	146 ('03)
Hunt	145 ('63)
Payton	142 ('00)
DAVIS	138 ('10)
Jones, Cleon	136 ('66)
Mazzilli	134 ('77)
Jefferies	131 ('89)
Ordonez	129 ('96)
Matsui	125 ('04)
Phillips	120 ('03)

DOUBLES

Wigginton	36 ('03)
DAVIS	33 ('10)
Matsui	32 ('04)
TURNER	30 ('11)
Hunt	28 ('63)
Jefferies	28 ('03)
Phillips	25 ('03)
Mazzilli	24 ('77)
Payton	23 ('00)
Shinjo	23 ('01)

TRIPLES

Wilson	8 ('81)
Strawberry	7 ('83)
Burnitz	6 ('93)
Henderson	6 ('77)
Wigginton	6 ('03)
Alfonzo	5 ('93)
Five tied with	4

WALKS

DAVIS	72 ('10)
Mazzilli	72 ('77)
Lewis	59 ('65)
Milner	51 ('72)
Hickman	47 ('62)
Strawberry	47 ('83)
Wigginton	46 ('03)
Henderson	43 ('77)
Garrett	40 ('69)
Hunt	40 ('63)
Matsui	40 ('04)

SLUGGING PCT.*

Strawberry512 ('83)
Henderson480 ('77)
Mitchell, Kevin466 ('86)
Payton447 ('00)
Phillips442 ('03)
DAVIS440 ('10)
Swoboda424 ('65)
Milner423 ('72)
Brooks411 ('81)
Shinjo405 ('01)

ON-BASE PERCENTAGE*

Phillips373 ('03)
Henderson372 ('77)
DAVIS351 ('10)
Brooks345 ('81)
Mitchell, Kevin344 ('86)
Mazzilli340 ('77)
Milner340 ('72)
Strawberry336 ('83)
Hunt334 ('63)
TURNER334 ('11)

HIT BY PITCH

Hunt	13 ('63)
TURNER	10 ('11)
Phillips	10 ('03)
Garcia	9 ('04)
Wigginton	9 ('03)
TEJADA	8 ('10)
DUDA	7 ('11)
Harkness	7 ('63)
Shinjo	7 ('01)
Five tied with	5

* = Min. 350 plate appearances





ROOKIE PITCHING LEADERS

GAMES

PARNELL	68 ('09)
Sisk	67 ('83)
McDowell	62 ('85)
Wakefield	62 ('64)
Reardon	61 ('80)
Beato	60 ('11)
Bearnarth	58 ('63)
Four tied with	54

STARTS

Gentry	35 ('69)
Koosman	34 ('68)
Seaver	34 ('67)
Darling	33 ('84)
Jackson	33 ('62)
Matlack	32 ('72)
Gooden	31 ('84)
Seo	31 ('03)
NIESE	30 ('10)
Yoshii	29 ('98)

COMPLETE GAMES

Seaver	18 ('67)
Koosman	17 ('68)
Jackson	12 ('62)
Matlack	8 ('72)
Gooden	7 ('84)
Gentry	6 ('69)
Terrell	4 ('83)
Gardner	3 ('66)
Ryan	3 ('68)
Webb	3 ('75)

WINS

Koosman	19 ('68)
Gooden	17 ('84)
Seaver	16 ('67)
Matlack	15 ('72)
GEE	13 ('11)
Gentry	13 ('69)
Darling	12 ('84)
Aguilera	10 ('85)
Bomback	10 ('80)
Takahashi	10 ('10)

LOSSES

Jackson	20 ('62)
Anderson	17 ('62)
Young	14 ('92)
Seaver	13 ('67)
Tate	13 ('75)
Gentry	12 ('69)
Koosman	12 ('68)
Seo	12 ('03)
Wilson	12 ('96)
Bruhart	11 ('78)

INNINGS PITCHED

Koosman	263.2 ('68)
Seaver	251.0 ('67)
Matlack	244.0 ('72)
Gentry	233.2 ('69)
Jackson	231.1 ('62)
Gooden	218.0 ('84)
Darling	205.2 ('84)
Seo	188.1 ('03)
NIESE	173.2 ('10)
Yoshii	171.2 ('98)

EARNED RUNS ALLOWED

Jackson	113 ('62)
Gentry	89 ('69)
Wilson	89 ('96)
Darling	87 ('84)
Puleo	85 ('82)
NIESE	81 ('10)
Seo	80 ('03)
GEE	79 ('11)
Anderson	78 ('62)
Seaver	77 ('67)

WALKS

Darling	104 ('84)
Puleo	90 ('82)
Tate	86 ('75)
Gentry	81 ('69)
Jackson	78 ('62)
Seaver	78 ('67)
Ryan	75 ('68)
Gooden	73 ('84)
GEE	71 ('11)
Matlack	71 ('72)
Wilson	71 ('96)

SHUTOUTS

Koosman	7 ('68)
Jackson	4 ('62)
Matlack	4 ('72)
Gentry	3 ('69)
Gooden	3 ('84)
Darling	2 ('84)
Seaver	2 ('67)
Terrell	2 ('83)
Many tied with	1

STRIKEOUTS

Gooden	276 ('84)
Koosman	178 ('68)
Seaver	170 ('67)
Matlack	169 ('72)
Gentry	154 ('69)
NIESE	148 ('10)
Darling	136 ('84)
Ryan	133 ('68)
Mlicki	123 ('95)
Jackson	118 ('62)

ERA (162 IP)

Koosman	2.08 ('68)
Matlack	2.32 ('72)
Gooden	2.60 ('84)
Seaver	2.76 ('67)
Gentry	3.43 ('69)
Darling	3.81 ('84)
Seo	3.82 ('03)
Yoshii	3.93 ('98)
Bomback	4.09 ('80)
NIESE	4.20 ('10)

SAVES

McDowell	17 ('85)
Young	15 ('92)
Sisk	11 ('83)
Allen	8 ('79)
Takahashi	8 ('10)
Baldwin	6 ('75)
Myers	6 ('87)
Reardon	6 ('80)
Parker	5 ('73)
Anderson	4 ('62)
Bearnarth	4 ('63)

HOLDS

PARNELL	16 ('09)
Beato	11 ('11)
Smith	10 ('07)
Lidle	9 ('97)
Myers	7 ('87)
Koo	6 ('05)
McDowell	6 ('85)
Padilla	6 ('05)
EDGIN	5 ('12)
Four tied with	4



ALL-TIME LEADERS

MOST MULTI-HR GAMES METS HISTORY

22	Darryl Strawberry
18	DAVID WRIGHT
17	Carlos Beltran
17	Mike Piazza
16	Dave Kingman
10	Kevin McReynolds
10	Bobby Bonilla

30-30 SEASON	YEAR	HR	SB
Howard Johnson	1987	36	32
Darryl Strawberry	1987	39	36
Howard Johnson	1989	36	41
Howard Johnson	1991	38	30
DAVID WRIGHT	2007	30	34

30 HOME RUN/100 RBI SEASONS

	YEAR	HR	RBI
Carlos Beltran	2006	41	116
Todd Hundley	1996	41	112
Mike Piazza	1999	40	124
Darryl Strawberry	1987	39	104
Darryl Strawberry	1988	39	101
Carlos Delgado	2008	38	115
Carlos Delgado	2006	38	114
Mike Piazza	2000	38	113
Howard Johnson	1991	38	117
Darryl Strawberry	1990	37	108
Howard Johnson	1989	36	101
DAVID WRIGHT	2008	33	124
Carlos Beltran	2007	33	112
Robin Ventura	1999	32	120
Gary Carter	1985	32	100
Bernard Gilkey	1996	30	117

★ HOME RUNS

AT HOME (SEASON)

Darryl Strawberry	24	1990
Carlos Delgado	21	2008
Cliff Floyd	21	2005
Howard Johnson	21	1991
Darryl Strawberry	21	1988
DAVID WRIGHT	21	2008

ON THE ROAD (SEASON)

Carlos Beltran	26	2006
Howard Johnson	23	1987
Carlos Beltran	22	2007
Dave Kingman	22	1975
Mike Piazza	22	1999
Ike Davis	21	2012
Todd Hundley	21	1996
Mike Piazza	21	2000
Mike Piazza	21	2002
Dave Kingman	21	1976

ASA DESIGNATED HITTER

Mike Piazza	9
Carlos Delgado	3
Gary Sheffield	3
Carlos Beltran	3
Matt Franco	2
Chris Carter	2

IN EXTRA INNINGS

Howard Johnson	9
Kevin McReynolds	5
Tommie Agee	4
Bobby Bonilla	4
Todd Hundley	4
Mike Piazza	4
Darryl Strawberry	4
Carlos Beltran	3
Donn Clendenon	3
Chris Jones	3
Dave Kingman	3
Ron Swoboda	3

ALL-STAR HOME RUNS

DAVID WRIGHT	2006
Lee Mazzilli	1979

IN A MONTH-INDIVIDUAL

April	Carlos Delgado	2006	9
	Dave Kingman	1976	9
May	Carlos Beltran	2006	10
	Darryl Strawberry	1987	10
June	Tommie Agee	1970	11
	Howard Johnson	1989	11
July	Dave Kingman	1975	13
August	Mike Piazza	1999	11
September	Gary Carter	1985	13

IN ANY MONTH

Dave Kingman	July	1975	13
Gary Carter	September	1985	13
Tommie Agee	June	1970	11
Lee Mazzilli	July	1980	11
Howard Johnson	June	1989	11
Mike Piazza	August	1999	11

IN A MONTH-TEAM

April	2006	33
May	1999	39
June	2006	40
July	2004	38
August	1962	38
September	2002	39

INTERLEAGUE (SEASON)

Carlos Beltran	2006	6
Cliff Floyd	2005	6
Richard Hidalgo	2004	6
Mike Piazza	2000	6
Mike Piazza	2001	6
DAVID WRIGHT	2007	6

INTERLEAGUE (CAREER)

Mike Piazza	28
DAVID WRIGHT	18
Carlos Beltran	16
Cliff Floyd	14
Carlos Delgado	11
Edgardo Alfonzo	11



HISTORY

★ RBI

IN A MONTH-INDIVIDUAL

April	Jeff Kent	1994	26
May	Willie Montanez	1978	28
June	Mike Piazza	2000	32
July	Carlos Beltran	2006	32
August	Mike Piazza	1999	33
September	Gary Carter	1985	34

IN ANY MONTH

Gary Carter	September	1985	34
Mike Piazza	August	1999	33
Mike Piazza	June	2000	32
Carlos Beltran	July	2006	32
Dave Kingman	July	1975	31

INTERLEAGUE (SEASON)

DAVID WRIGHT	2010	24
Mike Piazza	1999	19
Todd Zeile	2000	17
Mike Piazza	2000	16
Mike Piazza	2001	16
DAVID WRIGHT	2008	16
Ike Davis	2012	16

INTERLEAGUE (CAREER)

Mike Piazza	89
DAVID WRIGHT	80
Jose Reyes	56
Edgardo Alfonzo	46
Carlos Beltran	42



NATIONAL LEAGUE LEADERS

HOME RUNS

Howard Johnson	1991	38
Darryl Strawberry	1988	39
Dave Kingman	1982	37

RBI

Howard Johnson	1991	117
----------------	------	-----

BATTING AVERAGE

Jose Reyes	2011	.337
------------	------	------

STOLEN BASES

Jose Reyes	2007	78
Jose Reyes	2006	64
Jose Reyes	2005	60

STRIKEOUTS

David Cone	1991	241
David Cone	1990	233
Dwight Gooden	1985	268
Dwight Gooden	1984	276
Tom Seaver	1976	235
Tom Seaver	1975	243
Tom Seaver	1973	251
Tom Seaver	1971	289
Tom Seaver	1970	283
R.A. Dickey	2012	230

WINS

Dwight Gooden	1985	24
Tom Seaver	1975	22
Tom Seaver	1969	25

ERA

JOHAN SANTANA	2008	2.53
Dwight Gooden	1985	1.53
Craig Swan	1982	2.43
Tom Seaver	1973	2.08
Tom Seaver	1971	1.76
Tom Seaver	1970	2.82

SAVES

John Franco	1994	30
John Franco	1990	33



ALL-TIME TEAM STATISTICS

BATTING

YEAR	AVG	G	AB	R	H	2B	3B	HR	RBI	BB	SO	SB
1962	.240	161	5492	617	1318	166	40	139	573	616	991	59
1963	.219	162	5336	501	1168	156	35	96	459	457	1078	41
1964	.246	163	5566	569	1372	195	31	103	527	353	932	36
1965	.221	164	5441	495	1202	203	27	107	460	392	1129	28
1966	.239	161	5371	587	1286	187	35	98	534	446	992	55
1967	.238	162	5417	498	1288	178	23	83	461	362	981	58
1968	.228	163	5503	473	1252	178	30	81	434	379	1203	72
1969	.242	162	5427	632	1311	184	41	109	598	527	1089	66
1970	.249	162	5443	695	1358	211	42	120	640	684	1062	118
1971	.249	162	5477	588	1365	203	29	98	546	547	958	89
1972	.225	156	5135	528	1154	175	31	105	490	589	990	41
1973	.246	161	5457	608	1345	198	24	85	553	540	805	27
1974	.235	162	5468	572	1286	183	22	96	538	597	735	43
1975	.256	162	5587	646	1430	217	34	101	604	501	805	32
1976	.246	162	5415	615	1334	198	34	102	560	561	797	66
1977	.244	162	5410	587	1319	227	30	88	525	529	887	98
1978	.245	162	5433	607	1332	227	47	86	561	549	829	100
1979	.250	163	5591	593	1399	255	41	74	558	498	817	135
1980	.257	162	5478	611	1407	218	41	61	554	501	840	158
1981	.248	105	3493	348	868	136	35	57	325	304	603	103
1982	.247	162	5510	609	1361	227	26	97	568	456	1005	136
1983	.241	162	5444	575	1314	172	26	112	542	436	1031	141
1984	.257	162	5438	652	1400	235	25	107	607	500	1001	149
1985	.257	162	5549	695	1425	239	35	134	651	546	872	117
1986	.263	162	5558	783	1462	261	31	148	730	631	968	118
1987	.268	162	5601	823	1499	287	34	192	771	592	1012	159
1988	.256	160	5408	703	1387	251	24	152	659	544	842	140
1989	.246	162	5489	683	1351	280	21	147	633	504	934	158
1990	.256	162	5504	775	1410	278	21	172	734	536	851	110
1991	.244	161	5359	640	1305	250	24	117	605	578	789	153
1992	.235	162	5340	599	1254	259	17	93	564	572	956	129
1993	.248	162	5448	672	1350	228	37	158	632	448	879	79
1994	.250	113	3869	506	966	164	21	117	477	336	807	25
1995	.267	144	4958	657	1323	218	34	125	617	446	994	58
1996	.270	162	5618	746	1515	267	47	147	697	445	1069	97
1997	.262	162	5524	777	1448	274	28	153	741	550	1029	97
1998	.259	162	5510	706	1425	289	24	136	671	571	1049	62
1999	.279	163	5572	853	1553	297	14	181	814	717	994	150
2000	.263	162	5486	807	1445	281	20	198	761	675	1037	66
2001	.249	162	5459	642	1361	273	18	147	608	545	1062	66
2002	.256	161	5496	690	1409	238	22	160	650	486	1044	87
2003	.247	161	5341	642	1317	262	24	124	607	489	1035	70
2004	.249	162	5532	684	1376	289	20	185	658	512	1159	107
2005	.258	162	5505	722	1421	279	32	175	683	486	1075	153
2006	.264	162	5558	834	1469	323	41	200	800	547	1071	146
2007	.275	162	5605	804	1543	294	27	177	761	549	981	200
2008	.266	162	5606	799	1491	274	38	172	751	619	1024	138
2009	.270	162	5453	671	1472	295	49	95	631	526	928	122
2010	.249	162	5465	656	1361	266	40	128	625	502	1095	130
2011	.264	162	5600	718	1477	309	39	108	676	571	1085	130
2012	.249	162	5450	650	1357	286	21	139	625	503	1250	79





ALL-TIME TEAM STATISTICS

PITCHING

YEAR	AVG	G	CG	SO	SV	IP	H	R	ER	BB	SO	HR
1962	5.04	161	43	4	10	1430.0	1577	948	801	571	772	192
1963	4.12	162	42	5	12	1427.1	1452	774	654	529	806	162
1964	4.25	163	40	10	15	1438.2	1511	776	680	466	717	130
1965	4.06	164	29	11	14	1454.2	1462	752	656	498	776	147
1966	4.17	161	37	9	22	1427.0	1497	761	661	521	773	166
1967	3.73	162	36	10	19	1433.2	1369	672	594	536	893	124
1968	2.72	163	45	25	32	1483.1	1250	499	449	430	1014	87
1969	2.99	162	51	28	35	1468.1	1217	541	487	517	1012	119
1970	3.45	162	47	10	32	1459.2	1260	630	559	575	1064	135
1971	2.99	162	42	13	22	1466.1	1227	550	487	529	1157	100
1972	3.26	156	32	12	41	1414.2	1263	578	513	486	1059	118
1973	3.26	161	47	15	40	1465.0	1345	588	531	490	1027	127
1974	3.42	162	46	15	14	1470.1	1433	646	558	504	908	99
1975	3.39	162	40	14	31	1466.0	1344	625	552	580	989	99
1976	2.94	162	53	18	25	1449.0	1248	538	473	419	1025	97
1977	3.77	162	27	12	28	1433.2	1378	663	601	490	911	118
1978	3.87	162	21	7	26	1455.1	1447	690	626	531	775	114
1979	3.84	163	16	10	36	1482.2	1486	706	633	607	818	120
1980	3.85	162	17	9	33	1451.1	1473	702	621	510	886	140
1981	3.55	105	7	3	24	926.0	906	432	365	336	490	74
1982	3.88	162	15	5	37	1447.1	1508	723	624	582	759	119
1983	3.68	162	18	7	33	1451.0	1384	680	593	615	717	97
1984	3.60	162	12	15	50	1442.2	1371	676	577	573	1028	104
1985	3.11	162	32	19	37	1488.0	1306	568	514	515	1039	111
1986	3.11	162	27	11	46	1484.0	1304	578	513	509	1083	103
1987	3.84	162	16	7	51	1454.0	1407	698	621	510	1032	135
1988	2.91	160	31	22	46	1439.0	1253	532	465	404	1100	78
1989	3.29	162	24	12	38	1454.1	1260	595	532	532	1108	115
1990	3.43	162	18	14	41	1440.0	1339	613	548	444	1217	119
1991	3.56	161	12	11	39	1437.1	1403	646	568	410	1028	108
1992	3.66	162	17	13	34	1446.2	1404	653	588	482	1025	98
1993	4.05	162	16	8	22	1438.0	1483	744	647	434	867	139
1994	4.13	113	7	3	35	1023.0	1069	526	470	332	640	117
1995	3.88	144	9	9	36	1291.0	1291	618	556	401	901	133
1996	4.22	162	10	10	41	1440.0	1517	779	675	532	999	159
1997	3.95	162	7	8	49	1459.1	1452	709	640	504	982	160
1998	3.76	162	9	16	46	1458.0	1381	645	609	532	1129	152
1999	4.27	163	5	7	49	1456.2	1372	711	691	617	1172	167
2000	4.16	162	8	10	49	1450.0	1398	738	670	574	1164	164
2001	4.07	162	6	14	48	1445.2	1418	713	654	438	1191	186
2002	3.89	161	9	10	36	1442.2	1408	703	624	543	1107	163
2003	4.48	161	3	10	38	1413.2	1497	754	704	576	907	168
2004	4.09	162	2	6	31	1449.0	1452	731	658	592	977	156
2005	3.76	162	8	11	38	1453.2	1390	648	599	491	1012	135
2006	4.14	162	7	9	43	1461.2	1402	731	673	527	1161	180
2007	4.21	162	2	10	39	1452.1	1415	687	687	570	1134	165
2008	4.07	162	5	12	43	1464.1	1415	715	662	590	1181	163
2009	4.45	162	3	12	39	1426.0	1452	757	705	616	1031	158
2010	3.73	162	8	19	36	1453.0	1438	652	602	545	1706	135
2011	4.19	162	6	9	43	1448.0	1482	742	674	514	1126	147
2012	4.09	162	7	5	36	1434.0	1368	707	651	488	1240	161



YEARLY BATTING LEADERS

YEAR	GAMES	AT-BATS	RUNS	HITS	DOUBLES
1962	Thomas, 156	Thomas, 571	Thomas, 69	Thomas, 152	Thomas, 23
1963	Hickman, 146	Hunt, 533	Hunt, 64	Hunt, 145	Hunt, 28
1964	Christopher, 154	Christopher, 543	Christopher, 78	Christopher, 163	Christopher, 26
1965	McMillan, 157	McMillan, 528	Lewis, 64	Kranepool, 133	Kranepool, 24
1966	Kranepool, 146	Boyer, 496	Jones, 74	Hunt, 138	Boyer, 28
1967	Davis, 154	Davis, 577	Davis, 72	Davis, 174	Davis, 32
1968	Jones, 147	Jones, 509	Jones, 63	Jones, 151	Jones, 29
1969	Agee, 149	Agee, 565	Agee, 97	Jones, 164	Jones, 25
1970	Harrelson, 157	Agee, 636	Agee, 107	Agee, 182	Agee, 30
1971	Harrelson, 142	Harrelson, 547	Jones, 63	Jones, 161	Grote, 25
1972	Kranepool, 122	Agee, 422	Harrelson, 54	Agee, 96	Agee, 23
1973	Millan, 153	Millan, 638	Millan, 82	Millan, 185	Staub, 36
1974	Garrett/Staub, 151	Staub, 561	Milner, 70	Staub, 145	Jones, 23
1975	Millan, 162 #	Millan, 676	Staub, 93	Millan, 191	Millan, 37
1976	Millan, 139	Millan, 531	Kingman, 70	Millan, 150	Millan/Miner, 25
1977	Mazzilli, 159	Mazzilli, 537	Randle, 78	Randle, 156	Stearns, 25
1978	Montanez, 159	Montanez, 609	Henderson, 83	Henderson/Montanez, 156	Montanez, 32
1979	Mazzilli/Youngblood, 158	Taveras, 635	Youngblood, 90	Mazzilli, 181	Youngblood, 37
1980	Mazzilli, 152	Mazzilli, 578	Mazzilli, 82	Mazzilli, 162	Mazzilli, 31
1981	Flynn, 105	Brooks, 358	Wilson, 49	Brooks, 110	Brooks, 21
1982	Wilson, 159	Wilson, 639	Wilson, 90	Wilson, 178	Stearns/Wilson, 25
1983	Foster, 157	Wilson, 638	Wilson, 91	Wilson, 176	Wilson, 25
1984	Hernandez/Wilson, 154	Wilson, 587	Wilson, 88	Hernandez, 171	Hernandez, 31
1985	Hernandez, 158	Hernandez, 593	Hernandez, 87	Hernandez, 183	Hernandez, 34
1986	Hernandez, 149	Hernandez, 551	Hernandez, 94	Hernandez, 171	Hernandez, 34
1987	Johnson, 157	McReynolds, 590	Strawberry, 108	Hernandez, 170	Dykstra, 37
1988	Strawberry, 153	McReynolds, 552	Strawberry, 101	McReynolds, 159	McReynolds, 30
1989	Johnson, 153	Johnson, 571	Johnson, 104	Johnson, 164	Johnson, 41
1990	Johnson, 154	Jefferies, 604	Jefferies, 96	Jefferies, 171	Jefferies, 40!
1991	Johnson, 156	Johnson, 564	Johnson, 108	Johnson, 146	Johnson, 34
1992	Murray, 156	Murray, 551	Murray, 64	Murray, 144	Murray, 37
1993	Murray, 154	Murray, 610	Bonilla, 81	Murray, 174	Murray, 28
1994	Bonilla, 108	Kent, 415	Bonilla, 60	Kent, 121	Bonilla/Kent, 24
1995	Vizcaino, 135	Vizcaino, 509	Brogna, 72	Vizcaino, 146	Brogna, 27
1996	L. Johnson, 160	L. Johnson, 682!	L. Johnson, 117	L. Johnson, 227!	Gilkey, 44
1997	Olerud, 154	Olerud, 524	Olerud, 90	Alfonzo, 163	Olerud, 34
1998	Olerud, 160	Olerud, 558	Alfonzo, 94	Olerud, 197	McRae/Olerud, 36
1999	Olerud, 162	Alfonzo, 628	Alfonzo, 123	Alfonzo, 191	Alfonzo, 41
2000	Zeile, 153	Bell, 546	Alfonzo, 109	Alfonzo, 176	Alfonzo, 40
2001	Zeile, 151	Zeile, 531	Piazza, 81	Piazza, 151	Piazza, 29
2002	Burnitz, 154	Alomar, 590	Alfonzo, 78	Alomar, 157	Perez, 27
2003	Wigginton, 156	Wigginton, 573	Wigginton, 73	Wigginton, 146	Wigginton, 36
2004	Cameron, 140	Cameron, 493	Cameron, 76	Matsui, 125	Matsui, 32
2005	Reyes, 161	Reyes, 696	Reyes/Wright, 99	Reyes, 190	Wright, 42
2006	Wright, 154	Reyes, 647	Beltran, 127	Reyes, 194	Wright, 40
2007	Reyes/Wright, 160	Reyes, 681	Reyes, 119	Wright, 196	Wright, 42
2008	Beltran, 161	Reyes, 688	Beltran, 116	Reyes, 204!	Wright, 42
2009	Murphy, 155	Wright, 535	Wright, 88	Wright, 164	Wright, 39
2010	Wright, 157	Wright, 587	Wright, 87	Pagan, 168	Wright, 36
2011	Harris/Reyes, 126	Reyes, 537	Reyes, 101	Reyes, 181	Reyes, 31
2012	Davis/Murphy/Wright, 156	Wright, 581	Wright, 91	Wright, 178	Wright, 41

! Led league

#Tied for league lead





YEARLY BATTING LEADERS

YEAR	TRIPLES	HOME RUNS	RBI	SB	AVG*
1962	Neal, 9	Thomas, 34	Thomas, 94	Ashburn/Chacon, 12	Mantilla, .275
1963	Hickman, 6	Hickman, 17	Thomas, 60	Kanehl, 6	Hunt, .272
1964	Christopher, 8	C. Smith, 20	Christopher, 76	Christopher/Hunt & D. Smith, 6	Hunt, .303
1965	Kranepool, 4	Swoboda, 19	C. Smith, 62	Christopher/Lewis, 4	Kranepool, .253
1966	Bressoud, 5	Kranepool, 16	Boyer, 61	Jones, 16	Hunt, .288
1967	Jones, 5	Davis, 16	Davis, 73	Harrelson/Jones, 12	Davis, .302
1968	Swoboda, 6	Charles, 15	Swoboda, 59	Jones, 23	Jones, .297
1969	Boswell, 7	Agee, 26	Agee, 76	Jones, 16	Jones, .340
1970	Harrelson/Jones, 8	Agee, 24	Clendenon, 97	Agee, 31	Agee, .286
1971	Harrelson/Jones, 6	Agee/Kranepool/Jones, 14	Jones, 69	Agee/Harrelson, 28	Jones, .319
1972	Martinez, 5	Milner, 17	Jones, 52	Harrelson, 12	Staub, .293
1973	Millan, 4	Milner, 23	Staub, 76	Garrett, 6	Millan, .290
1974	Martinez, 7	Milner, 20	Staub, 78	Milner, 10	Jones, .282
1975	Phillips, 7	Kingman, 36	Staub, 105	Kingman, 7	Unser, .294
1976	Phillips, 6	Kingman, 37	Kingman, 86	Boisclair/Harrelson, 9	Millan, .282
1977	Randle, 7	Henderson/Milner/Stearns, 12	Henderson, 65	Randle, 33	Randle, .304
1978	Henderson, 9	Montanez, 17	Montanez, 96	Stearns, 25	Mazzilli, .273
1979	Taveras, 9	Youngblood, 16	Hebner/Mazzilli, 79	Taveras, 42	Mazzilli, .303
1980	Flynn/Henderson, 8	Mazzilli, 16	Mazzilli, 76	Mazzilli, 41	Henderson, .290
1981	Wilson, 8	Kingman, 22	Kingman, 59	Wilson, 24	Brooks, .307
1982	Wilson, 9	Kingman, 37 !	Kingman, 99	Wilson, 58	Wilson, .279
1983	Strawberry, 7	Foster, 28	Foster, 90	Wilson, 54	Wilson, .276
1984	Wilson, 10	Strawberry, 26	Strawberry, 97	Wilson, 46	Hernandez, .311
1985	Wilson, 8	Carter, 32	Carter, 100	Backman, 30	Hernandez, .309
1986	Dykstra, 7	Strawberry, 27	Carter, 105	Dykstra, 31	Hernandez, .310
1987	Wilson, 7	Strawberry, 39	Strawberry, 104	Strawberry, 36	Hernandez, .290
1988	Wilson, 5	Strawberry, 39#	Strawberry, 101	Dykstra, 30	McReynolds, .288
1989	Johnson/McReynolds, 3	Johnson, 36	Johnson, 101	Johnson, 41	Johnson, .287
1990	Magadan, 6	Strawberry, 37	Strawberry, 108	Johnson, 34	Magadan, .328
1991	Coleman, 5	Johnson, 38 !	Johnson, 117 !	Coleman, 37	Jefferies, .272
1992	Four with 2	Bonilla, 19	Murray, 93	Coleman, 24	Murray, .261
1993	Coleman, 8	Bonilla, 34	Murray, 100	Coleman, 38	Murray, .285
1994	Kent, 5	Bonilla, 20	Kent, 68	Cangelosi, 5	Kent, .292
1995	Butler, 7	Brogna, 22	Brogna, 76	Butler, 21	Brogna, .289
1996	L. Johnson, 21	Hundley, 41	Gilkey, 117	L. Johnson, 50	L. Johnson, .333
1997	L. Johnson, 6	Hundley, 30	Olerud, 102	Everett, 17	Alfonzo, .315
1998	McRae, 5	Piazza, 23	Olerud, 93	McRae, 20	Olerud, .354
1999	Cedeno, 4	Piazza, 40	Piazza, 124	Cedeno, 66	Alfonzo, .304
2000	Harris/Zelle, 3	Piazza, 38	Piazza, 113	Bell/Harris, 8	Piazza/Alfonzo, .324
2001	Ordonez, 4	Piazza, 36	Piazza, 94	Relaford, 13	Piazza, .300
2002	Perez, 6	Piazza, 33	Piazza, 98	Cedeno, 25	Alfonzo, .308
2003	Wigginton, 6	Floyd, 18	Wigginton, 71	Cedeno, 14	Cedeno, .267
2004	Six Players, 2	Cameron, 30	Cameron, 76	Cameron, 22	Matsui, .272
2005	Reyes, 17!	Floyd, 34	Wright, 102	Reyes, 60!	Wright, .306
2006	Reyes, 17!	Beltran, 41	Wright/Beltran, 116	Reyes, 64!	Lo Duca, .318
2007	Reyes, 12	Beltran, 33	Beltran, 112	Reyes, 78!	Wright, .325
2008	Reyes, 19!	Delgado, 38	Wright, 124	Reyes, 56	Wright, .302
2009	Pagan, 11	Murphy, 12	Wright, 72	Wright, 27	Beltran, .325
2010	Reyes, 10	Wright, 29	Wright, 103	Pagan, 39	Pagan, .290
2011	Reyes, 16#	Beltran, 15	Beltran, 66	Reyes, 37	Reyes, .337!
2012	Torres, 7	Davis, 32	Wright, 93	Wright, 15	Wright, .306

! Led league

Tied for league lead

* Based on 502 plate appear., except 1981 (326 plate appearances)



YEARLY PITCHING LEADERS

YEAR	GAMES	WINS	LOSSES	STARTS	ERA*
1962	Anderson, 50	Craig, 10-24	Craig, 10-24 !	Hook, 34	Jackson, 4.40
1963	Bearmarth, 58	Jackson, 13-17	Craig, 5-22 !	Jackson, 34	Wiley, 3.10
1964	Wakefield, 62	Jackson, 11-16	Stallard, 10-20 !	Fisher/Stallard, 34	Cisco, 3.62
1965	Fisher, 43	Fisher, 8-24/Jackson 8-20	Fisher, 8-24 !	Fisher, 36	Fisher, 3.94
1966	Hamilton, 57	Fisher, 11-14/Ribant, 11-9 B. Shaw, 11-10	Fisher, 11-14	Fisher, 33	Ribant, 3.21
1967	R. Taylor, 50	Seaver, 16-13	Fisher, 9-18	Seaver, 34	Seaver, 2.76
1968	R. Taylor, 58	Koosman, 19-12	Cardwell, 7-13	Seaver, 35	Koosman, 2.08
1969	R. Taylor, 59	Seaver, 25-7 !	Gentry, 13-12	Gentry/Seaver, 35	Seaver, 2.21
1970	McGraw/R. Taylor, 57	Seaver, 18-12	McAndrew, 10-14	Seaver, 36	Seaver, 2.81
1971	Frisella, 53	Seaver, 20-10	Ryan, 10-14	Seaver, 35	Seaver, 1.76
1972	McGraw, 54	Seaver, 21-12	Koosman, 11-12/Seaver, 21-12	Seaver, 35	Matlack, 2.32
1973	McGraw, 60	Seaver, 19-10	Matlack, 14-16	Seaver, 36	Seaver, 2.08
1974	R. L. Miller, 58	Koosman, 15-11	Matlack, 13-15	Koosman, 35	Matlack, 2.41
1975	Baldwin, 54	Seaver, 22-9 !	Koosman, 14-13/Tate 5-13	Seaver, 36	Seaver, 2.38
1976	Lockwood, 56	Koosman, 21-10	Lolich, 8-13	Matlack, 35	Seaver, 2.59
1977	Lockwood, 63	Espinosa, 10-13	Koosman, 8-20 #	Koosman, 32	Espinosa, 3.42
1978	Lockwood, 57	Espinosa, 11-15	Espinosa, 11-15/Koosman, 3-15	Espinosa/Koosman, 32	Swan, 2.43
1979	Murray, 58	Swan, 14-13	Falcone, 6-14	Seaver, 35	Swan, 3.30
1980	Reardon, 61	Bomback, 10-8	Burris, 7-13	Burris, 29	Zachry, 3.00
1981	Allen, 43	Allen, 7-6/Zachry 7-14	Zachry, 7-14 #	Zachry, 24	
1982	Orosco, 54	Swan, 11-7	Scott, 7-13	Puleo, 24	Swan, 3.35
1983	Sisk, 67	Orosco, 13-7	Torrez, 10-17 !	Seaver/Torrez, 34	Seaver, 3.55
1984	Orosco, 60	Gooden, 17-9	Terrell, 11-12	Darling/Terrell, 33	Gooden, 2.60
1985	McDowell, 62	Gooden, 24-4 !	Fernandez, 9-9	Darling/Gooden, 35	Gooden, 1.53
1986	McDowell, 75	Ojeda, 18-5	McDowell, 14-9	Darling, 34	Ojeda, 2.57
1987	Orosco, 58	Gooden, 15-7	Orosco, 3-9	Darling, 32	Gooden, 3.21
1988	McDowell, 62	Cone, 20-3	Ojeda, 10-13	Gooden/Darling, 34	Cone, 2.22
1989	Myers, 65	Cone, 14-8/Darling, 14-14 Fernandez, 14-5	Darling, 14-14	Cone/Darling, 33	Fernandez, 2.83
1990	Franco, 55	Viola, 20-12	Fernandez, 9-14	Viola, 35	Viola, 2.67
1991	Innis, 69	Cone, 14-14	Viola, 13-15	Viola, 35	Cone, 3.29
1992	Innis, 76	Fernandez, 14-11	Gooden, 10-13	Fernandez, 32	Fernandez, 2.73
1993	Innis, 67	Gooden, 12-15	Young, 1-16	Gooden/Tanana, 29	Gooden, 3.45
1994	Franco, 47	Saberhagen, 14-4	Smith, 4-10	B. Jones/Saberhagen, 24	Saberhagen, 2.74
1995	Dipoto, 58	B. Jones, 10-10	B. Jones, 10-10	B. Jones, 30	B. Jones, 4.19
1996	Henry, 58	Clark, 14-11	Isringhausen, 6-14	Clark, 32	Clark, 3.43
1997	McMichael, 73	B. Jones, 15-9	Mlicki, 8-12	Mlicki, 32	Reed, 2.89
1998	Cook, 73	Leiter, 17-6	Reed, 16-11	Reed, 31	Leiter, 2.47
1999	Wendell, 80	Hershiser/Leiter 13-12	Hershiser/Leiter, 13-12	Hershiser/Leiter, 32	Leiter, 4.23
2000	Wendell, 77	Leiter, 16-8	Rusch, 11-11	Hampton, 33	Hampton, 3.14
2001	Benitez, 73	Leiter, 11-11/Appier, 11-10 Trachsel, 11-13	Rusch, 11-11 Trachsel, 11-13	Appier/Rusch, 33	Leiter, 3.31
2002	Weathers, 71	Leiter, 13-13	Leiter, 13-13	Leiter, 33	Trachsel 3.37
2003	Weathers, 77	Trachsel, 16-10	Glavine, 9-14	Trachsel, 33	Trachsel, 3.78
2004	Stanton, 83	Trachsel, 12-13	Glavine, 11-14	Glavine/Trachsel, 33	Leiter, 3.21
2005	Hernandez, 67	Martinez, 15-8	Glavine, 13-13	Glavine, 33	Martinez, 2.82
2006	Heilman, 74	Glavine, 15-7/Trachsel, 15-8	Martinez, 9-8/Trachsel, 15-8	Glavine, 32	Glavine, 3.82
2007	Heilman, 81	Maine/Perez, 15-10	Maine/Perez, 15-10	Glavine, 34	Perez, 3.56
2008	Feliciano, 86!	Santana, 16-7	Pelfrey, 13-11	Perez/Santana, 34	Santana, 2.53!
2009	Feliciano, 88!	Santana, 13-9	Pelfrey, 10-12	Pelfrey, 31	Santana, 3.13
2010	Feliciano, 92!	Pelfrey, 15-9	Niese, 9-10	Pelfrey, 33	Dickey, 2.84
2011	Byrdak, 72	Gee, 13-6	Dickey, 8-13/Pelfrey 7-13	Pelfrey, 33	Dickey, 3.28
2012	Parnell, 74	Dickey, 20-6	Niese 13-9/Santana 6-9/ Young 4-9	Dickey, 33	Dickey, 2.73

* Minimum of 162.0 innings pitched

! Led league

Tied for league lead





YEARLY PITCHING LEADERS

YEAR	COMPLETE GAME	SHUTOUTS	SAVES	INNINGS
1962	Craig/Hook, 13	Jackson, 4	Anderson, 4	Craig, 233.1
1963	Craig, 14	Wiley, 4	Bearnarth, 4	Craig, 236
1964	Jackson/Stallard, 11	Jackson, 3	Hunter, 5	Fisher, 227.2
1965	Fisher, 10	Jackson, 3	Ribant, 3	Fisher, 253.2
1966	Fisher/Ribant, 10	Fisher/B. Shaw, 2	Hamilton, 13	Fisher, 230
1967	Seaver, 18	Cardwell, 3	R. Taylor, 8	Seaver, 251.1
1968	Koosman, 17	Koosman, 7	R. Taylor, 13	Seaver, 278
1969	Seaver, 18	Koosman, 6	R. Taylor, 13	Seaver, 273.1
1970	Seaver, 19	McAndrew, 3	R. Taylor, 13	Seaver, 290.2
1971	Seaver, 21	Seaver, 4	Frisella, 12	Seaver, 286.1
1972	Seaver, 13	Matlack, 4	McGraw, 27	Seaver, 262
1973	Seaver, 18 #	Koosman/Matlack/Seaver, 3	McGraw, 25	Seaver, 290
1974	Matlack, 14	Matlack, 7 !	Parker, 4	Matlack, 265.1
1975	Seaver, 15	Seaver, 5	Apodaca, 13	Seaver, 280.1
1976	Koosman, 17	Matlack, 6 #	Lockwood, 19	Seaver, 271
1977	Espinosa, 7	Matlack/Seaver, 3	Lockwood, 20	Koosman, 226.2
1978	Espinosa, 6	Zachary, 2	Lockwood, 15	Koosman, 235.1
1979	Swan, 10	Swan, 3	Lockwood, 9	Swan, 251.1
1980	Zachary, 7	Zachary, 3	Allen, 22	Burris, 170.1
1981	Falcone/Zachary, 3	Falcone, 1	Allen, 18	Zachry, 139
1982	Falcone, 3	Jones/Leach/Puleo, 1	Allen, 19	Falcone/Puleo, 171
1983	Seaver/Torrez, 5	Seaver/Terrell, 2	Orosco, 17	Seaver, 231
1984	Gooden, 7	Gooden, 3	Orosco, 31	Gooden, 218
1985	Gooden, 16 #	Gooden, 8	McDowell/Orosco, 17	Gooden, 276.2 !
1986	Gooden, 12	Darling/Gooden/Ojeda, 2	McDowell, 22	Gooden, 250
1987	Gooden, 7	Gooden, 3	McDowell, 25	Darling, 207.2
1988	Gooden, 10	Ojeda, 5	Myers, 26	Gooden, 248.1
1989	Cone, 7	Cone/Ojeda/Fernandez, 2	Myers, 24	Cone, 219.2
1990	Viola, 7	Viola, 3	Franco, 33 !	Viola, 249.2!
1991	Cone, 5	Cone, 2	Franco, 30	Cone, 232.2
1992	Cone, 7	Cone, 5#	Franco/Young, 15	Fernandez, 214.2
1993	Gooden, 7	Gooden, 2	Franco, 10	Gooden, 208.2
1994	Saberhagen, 4	Jacome/B. Jones, 1	Franco, 30	Saberhagen, 177.1
1995	B. Jones/Saberhagen, 3	B. Jones, 1	Franco, 29	B. Jones, 195.2
1996	Jones, 3	Harnisch/B. Jones/Isringhausen, 1	Franco, 28	Clark, 212.1
1997	B. Jones/Reed, 2	Mlicki/B. Jones/Reynoso, 1	Franco, 36	Reed, 208.1
1998	Leiter, 4	Leiter, 2	Franco, 38	Reed, 212.1
1999	Rogers, 2	Leiter/Reed/Rogers, 1	Benitez, 22	Leiter, 213.0
2000	Hampton, 3	Hampton/Leiter, 1	Benitez, 41	Hampton, 217.2
2001	Reed, 3	Reed/Trachsel/Appier, 1	Benitez, 43	Appier, 206.2
2002	Astacio, 3	Leiter, 2	Benitez, 33	Leiter, 204.1
2003	Trachsel, 2	Trachsel, 2	Benitez, 21	Trachsel, 204.2
2004	Glavine/Benson, 1	Glavine/Benson, 1	Looper, 29	Glavine, 212.1
2005	Martinez, 4	Martinez/Glavine/Heilman, 1	Looper, 28	Martinez, 217.0
2006	Trachsel/Perez/Maine/ O. Hernandez, 1	Soler/Maine/Perez, 1	Wagner, 40	Glavine, 198.0
2007	Glavine/Maine, 1	Glavine/Maine, 1	Wagner, 34	Glavine, 200.1
2008	Santana, 3	Santana, 2	Wagner, 27	Santana, 234.1
2009	Figuerroa/Misch/Hernandez, 1	Figuerroa/Misch, 1	Rodriguez, 35	Pelfrey, 184.1
2010	Santana, 4	Santana, 2	Rodriguez, 25	Pelfrey, 204.0
2011	Pelfrey, 2	Batista/Capuan, 1	Rodriguez, 23	Dickey, 208.2
2012	Dickey, 5!	Dickey, 3!	Francisco, 23	Dickey, 233.2!

! Led league

Tied for league lead

*Current save rule established in 1969



YEAR BY YEAR RECORD

YEAR	W-L	PCT.	POS	GB-A	MANAGER
1962	40-120	.250	10	-60.5	Stengel
1963	51-111	.315	10	-48.5	Stengel
1964	53-109	.327	10	-40	Stengel
1965	50-112	.309	10	-47	Stengel-Westrum
1966	66-95	.410	9	-28.5	Westrum
1967	61-101	.377	10	-40.5	Westrum-Parker
1968	73-89	.451	9	-24	Hodges
1969	100-62	.617	1-East	+8	Hodges
1970	83-79	.512	3-East	-6	Hodges
1971	83-79	.512	3-East (T)	-14	Hodges
1972	83-73	.532	3-East	-13.5	Berra
1973	82-79	.509	1-East	+1.5	Berra
1974	71-91	.438	5-East	-17	Berra
1975	82-80	.506	3-East (T)	-10.5	Berra-McMillan
1976	86-76	.531	3-East	-15	Frazier
1977	64-98	.395	6-East	-37	Frazier-Torre
1978	66-96	.407	6-East	-24	Torre
1979	63-99	.389	6-East	-35	Torre
1980	67-95	.414	5-East	-24	Torre
1981	41-62	.398	5-East	-18.5	Torre
1982	65-97	.401	6-East	-27	Bamberger
1983	68-94	.420	6-East	-22	Bamberger-Howard
1984	90-72	.556	2-East	-6.5	Johnson
1985	98-64	.605	2-East	-3	Johnson
1986	108-54	.667	1-East	+21.5	Johnson
1987	92-70	.568	2-East	-3	Johnson
1988	100-60	.625	1-East	+15	Johnson
1989	87-75	.537	2-East	-6	Johnson
1990	91-71	.562	2-East	-4	Johnson-Harrelson
1991	77-84	.478	5-East	-20.5	Harrelson-Cubbage
1992	72-90	.444	5-East	-24.0	Torborg
1993	59-103	.364	7-East	-38.0	Torborg-Green
1994	55-58	.487	3-East	-18.5	Green
1995	69-75	.479	2-East (T)	-21.0	Green
1996	71-91	.438	4-East	-25.0	Green-Valentine
1997	88-74	.543	3-East	-13.0	Valentine
1998	88-74	.543	2-East	-18.0	Valentine
1999	97-66	.595	2-East	-6.5	Valentine
2000	94-68	.580	2-East	-1.0	Valentine
2001	82-80	.506	3-East	-6.0	Valentine
2002	75-86	.466	5-East	-26.5	Valentine
2003	66-95	.410	5-East	-34.5	Howe
2004	71-91	.438	4-East	-25.0	Howe
2005	83-79	.512	3-East (T)	-7.0	Randolph
2006	97-65	.599	1-East	+12.0	Randolph
2007	88-74	.543	2-East	-1.0	Randolph
2008	89-73	.549	2-East	-3.0	Randolph-Manuel
2009	70-92	.432	4-East	-23.0	Manuel
2010	79-83	.488	4-East	-18.0	Manuel
2011	77-85	.475	4-East	-25.0	Collins
2012	74-88	.457	4-East	-24.0	Collins
TOTALS	3,885-4,237	.478			





ALL-TIME WIN-LOSS BREAKDOWN

					vs. NL	vs. NL	vs. NL	vs. AL	vs. AL	vs. AL			EXTRA	DHs	
YEAR	HOME	ROAD	DAY	NIGHT	EAST	CENT	WEST	EAST	CENT	WEST	I-RUN	INNS.	W-L-S	OVERALL	
1962	22-58	18-62	24-62	16-58	—	—	—	—	—	—	19-39	4-13	3-17-10	40-120	
1963	34-47	17-64	32-60	19-51	—	—	—	—	—	—	18-32	8-4	3-6-10	51-111	
1964	33-48	20-61	28-58	25-51	—	—	—	—	—	—	17-30	3-6	4-12-6	53-109	
1965	29-52	21-60	29-57	25-51	—	—	—	—	—	—	20-32	8-6	5-11-8	50-112	
1966	32-49	34-46	34-47	32-48	—	—	—	—	—	—	25-24	5-7	5-6-12	66-95	
1967	36-42	25-59	28-42	33-59	—	—	—	—	—	—	24-30	9-9	4-8-13	61-101	
1968	32-49	41-40	30-42	43-47	—	—	—	—	—	—	26-37	2-13	2-9-11	73-89	
1969	52-30	48-32	45-30	55-32	57-33	—	43-29	—	—	—	41-23	10-6	11-3-8	100-62	
1970	44-38	39-41	41-30	42-49	50-40	—	33-39	—	—	—	24-27	9-11	3-2-8	83-79	
1971	44-37	39-42	32-38	51-41	49-41	—	34-38	—	—	—	31-27	13-9	4-2-5	83-79	
1972	41-37	42-36	33-32	50-41	48-36	—	35-37	—	—	—	33-15	7-6	3-1-6	83-73	
1973	43-38	39-41	28-34	54-45	48-41	—	34-38	—	—	—	31-32	7-12	2-3-8	82-79	
1974	36-45	35-46	37-32	34-59	39-51	—	32-40	—	—	—	17-36	4-16	2-11-5	71-91	
1975	42-39	40-41	30-33	52-47	40-50	—	42-30	—	—	—	23-29	8-10	1-7-6	82-80	
1976	45-37	41-39	40-31	46-45	47-43	—	39-33	—	—	—	30-30	3-8	1-2-6	86-76	
1977	35-44	29-54	29-36	35-62	34-56	—	30-42	—	—	—	18-28	7-5	1-6-9	64-98	
1978	33-47	33-49	24-39	42-57	37-53	—	29-43	—	—	—	27-35	8-17	1-3-8	66-96	
1979	28-53	35-46	28-38	35-61	33-57	—	30-42	—	—	—	24-35	7-12	2-8-9	63-99	
1980	38-44	29-51	31-41	36-54	41-49	—	26-46	—	—	—	26-34	8-13	2-4-6	67-95	
1981	24-27	17-35	22-20	19-42	27-32	—	14-30	—	—	—	14-12	6-1	0-2-3	41-62	
1982	33-48	32-49	25-27	40-70	37-53	—	28-44	—	—	—	23-31	7-9	0-5-6	65-97	
1983	41-41	27-53	23-28	45-66	40-50	—	28-44	—	—	—	28-29	12-4	4-2-5	68-94	
1984	48-33	42-39	25-32	65-40	46-44	—	44-28	—	—	—	29-20	11-1	4-3-2	90-72	
1985	51-30	47-34	36-25	62-39	52-38	—	46-26	—	—	—	33-31	12-10	2-1-2	98-64	
1986	55-26	53-28	42-19	66-35	59-31	—	49-23	—	—	—	29-20	13-10	4-1-4	108-54	
1987	49-32	43-38	27-29	65-41	53-37	—	39-33	—	—	—	29-23	5-11	2-0-1	92-70	
1988	56-24	44-36	34-20	66-40	57-33	—	43-27	—	—	—	31-21	9-5	2-0-1	100-60	
1989	51-30	36-45	24-32	63-43	48-42	—	39-33	—	—	—	22-30	8-10	2-1-0	87-75	
1990	52-29	39-42	31-26	60-45	51-39	—	40-32	—	—	—	23-28	5-5	2-2-3	91-71	
1991	40-42	37-42	24-29	53-55	44-45	—	33-39	—	—	—	20-29	8-8	0-0-3	77-84	
1992	41-40	31-50	21-27	51-63	34-56	—	38-34	—	—	—	24-30	4-9	1-2-2	72-90	
1993	28-53	31-50	21-38	38-65	30-48	—	29-55	—	—	—	19-35	8-7	0-1-2	59-103	
1994	23-30	32-28	18-18	37-40	15-21	21-14	19-23	—	—	—	19-20	4-8	0-0-1	55-58	
1995	40-32	29-43	17-23	52-52	27-25	21-24	21-26	—	—	—	21-24	9-7	1-0-0	69-75	
1996	42-39	29-52	27-31	44-60	25-27	28-33	18-31	—	—	—	23-35	8-8	1-1-3	71-91	
1997	50-31	38-43	37-26	51-48	29-19	34-21	18-26	7-8	—	—	21-27	11-7	0-1-3	88-74	
1998	47-34	41-40	33-26	55-48	22-26	33-21	24-20	9-7	—	—	35-26	7-9	4-1-3	88-74	
1999	49-32	48-34	32-23	65-43	27-23	33-18	25-19	12-6	—	—	27-19	6-5	1-0-1	97-66	
2000	55-26	39-42	33-24	61-44	27-23	34-16	24-20	9-9	—	—	29-20	10-8	3-0-0	94-68	
2001	44-37	38-43	22-34	60-46	43-33	15-21	14-18	10-8	—	—	30-20	10-10	0-0-0	82-80	
2002	38-43	37-43	21-33	54-53	35-41	20-15	10-22	3-3	7-5	—	27-26	5-9	0-2-1	75-86	
2003	34-46	32-49	21-30	45-65	27-49	17-22	17-14	0-6	—	5-4	15-28	1-6	0-3-0	66-95	
2004	38-43	33-48	25-31	46-60	29-47	15-21	17-15	4-2	6-6	—	23-24	11-6	0-1-2	71-91	
2005	48-33	35-46	26-26	57-53	38-36	20-21	20-12	3-3	—	2-7	21-24	8-6	0-0-1	83-79	
2006	50-31	47-34	36-19	61-46	45-29	23-17	23-10	6-9	—	—	31-16	9-5	1-0-2	97-65	
2007	41-40	47-34	30-22	58-52	35-37	28-12	17-18	3-3	2-4	3-0	22-15	7-8	0-0-0	88-74	
2008	48-33	41-40	29-25	60-48	40-32	20-20	20-15	4-2	—	5-4	16-19	9-9	0-0-2	89-73	
2009	41-40	29-52	30-25	40-67	28-44	23-17	14-21	5-10	—	—	19-24	4-7	0-0-0	70-92	
2010	47-34	32-49	22-26	57-57	31-41	21-19	14-18	6-3	7-2	—	25-30	7-9	1-1-0	79-83	
2011	34-47	43-38	24-26	53-59	33-39	19-20	16-17	2-4	2-1	5-4	21-28	7-7	1-3-0	77-85	
2012	36-45	38-43	33-26	41-62	32-40	17-22	17-19	8-7	—	—	20-22	3-7	0-1-0	74-88	
Totals	1817-2252	2411-2629	442-374	91-90	20-19	374-414	3,885-4237								
2073-1985	1474-1628	1689-1740	1225-1269	24-18	1243-1361	95-155-207									



ALL-TIME WIN-LOSS BREAKDOWN

MONTH	MOST WINS	LEAST WINS	2012	TOTAL
MARCH	1-1 (2000) 0-0 (1998) 0-0 (2008)	0-1 (2003)	0-0	3-2
APRIL	16-10 (2002) 16-8 (2006)	2-10 (1964)	13-10	511-505
MAY	21-7 (1972)	8-21 (1977) 8-18 (1979)	15-13	670-716-2
JUNE	21-7 (1990)	6-21 (1993)	15-13	667-731-1
JULY	21-7 (1985) 21-9 (1984)	4-25 (1963)	7-18	665-717
AUGUST	21-11 (1986) 21-10 (1969)	5-24 (1982)	12-16	672-685
SEPTEMBER	23-7 (1969)	6-18 (1962)	11-16	640-738-2
OCTOBER	5-0 (1986) 5-1 (1972)	0-3 (2 times)	1-2	57-43-2

*1981, 1994 and 1995 low totals not reflected due to shortened season.

EXPANSION METS

The 22 original Mets selected in the expansion draft of October 10, 1961

\$125,000	Pitchers—	Jay Hook (Cincinnati), Bob L. Miller (St. Louis);
	Infielder—	Don Zimmer (Chicago);
	Outfielder—	Lee Walls (Philadelphia).
\$75,000	Pitchers—	Craig Anderson (St. Louis), Roger Craig (Los Angeles), Roy Daviault (San Francisco), Al Jackson (Pittsburgh).
	Catchers—	Chris Cannizzaro (St. Louis), Clarence Coleman (Philadelphia), Hobie Landrith (San Francisco)
	Infielders—	Ed Bouchee (Chicago), Elio Chacon (Cincinnati), Sammy Drake (Chicago), Gil Hodges (Los Angeles) Felix Mantilla (Milwaukee).
	Outfielders—	Gus Bell (Cincinnati), Joe Christopher (Pittsburgh), John DeMerit (Milwaukee), Bobby Gene Smith (Philadelphia).
\$50,000	Pitcher—	Sherman Jones (Cincinnati);
	Outfielder—	Jim Hickman (St. Louis).





HISTORICAL RECORDS

BATTING

GAMES PLAYED

SEASON

162.....John Olerud, 1999
Felix Millan, 1975

CAREER

1,853.....Ed Kranepool

CONSECUTIVE

200.....Jose Reyes,
April 24, 2005-June 5, 2006

AT-BATS

INDIVIDUAL, GAME

11.....Dave Schneck at St. Louis
September 11, 1974 (25 innings)

INDIVIDUAL, SEASON

696.....Jose Reyes, 2005

INDIVIDUAL, SEASON, ROOKIE

573.....Ty Wigginton, 2003

INDIVIDUAL, CAREER

5,436.....Ed Kranepool

TEAM, NINE-INNING GAME

48.....at Pittsburgh, April 17, 1976

TEAM, EXTRA INNING GAME

89.....vs. St. Louis,
September 11, 1974 (25 innings)

TEAM, SEASON

5,618.....1996

RUNS

INDIVIDUAL, GAME

6.....Edgardo Alfonzo
at Houston, August 30, 1999

INDIVIDUAL, SEASON

127.....Carlos Beltran, 2006

INDIVIDUAL, SEASON, ROOKIE

74.....Cleon Jones, 1966

INDIVIDUAL, CAREER

790.....David Wright

TEAM, MOST IN AN INNING

11.....JULY 16, 2006
at Chicago (sixth inning)
(for entire list see chart on page 126)

TEAM, GAME

23.....at Chicago, August 16, 1987

TEAM, TWO CONSECUTIVE GAMES

34.....at Chicago, June 12-June 13, 1990
(Won 19-8 & 15-10)

TEAM, DOUBLEHEADER

24.....at Chicago, June 13, 1990
(Won 15-10 & 9-6)

TEAM, MOST IN A SEASON

853.....1999

TEAM, FEWEST IN A SEASON*

473.....1968

HITS

INDIVIDUAL, GAME

6.....Edgardo Alfonzo
at Houston, August 30, 1999

INDIVIDUAL, SEASON

227.....Lance Johnson, 1996

INDIVIDUAL, SEASON, ROOKIE

146.....Ty Wigginton, 2003

INDIVIDUAL, CAREER

1,426.....David Wright

TEAM, MOST IN AN INNING

10.....vs. Atlanta, August 18, 2009
(fourth inning)

TEAM, NINE INNING GAME

23 (twice).....at Chicago, May 26, 1964
at Colorado, April 29, 2000

TEAM, EXTRA INNING GAME

28.....at Atlanta, July 4, 1985
(19 innings)

TEAM, MOST, SEASON

1,553.....1999

TEAM, FEWEST, SEASON*

1,168.....1963

HITTING STREAKS

INDIVIDUAL, CONSECUTIVE GAMES

30.....Moises Alou,
August 23-September 26, 2007

CONSECUTIVE GAMES, LEFTHANDER

23.....John Olerud,
July 19-August 9, 1998

CONSECUTIVE GAMES, ROOKIE

23.....Mike Vail,
August 22-September 15, 1975

CONSECUTIVE AT-BATS WITH A HIT

9.....Jose Vizcaino, April 23-25, 1996

INDIVIDUAL, CONSECUTIVE GAMES ON ROAD

24.....Jose Reyes
June 28-September 24, 2010

INDIVIDUAL, CONSECUTIVE GAMES AT HOME

22.....Edgardo Alfonzo,
May 16-July 6, 1997

SINGLES

INDIVIDUAL, NINE INNING GAME

5 (two times).....Jim Hickman
at Milwaukee, September 30, 1964

.....Dave Magadan
vs. Houston, July 24, 1987

INDIVIDUAL, EXTRA INNING GAME

5.....Gary Carter
at Atlanta, July 4, 1985 (19 innings)

TEAM, NINE-INNING GAME

18.....at Atlanta, August 7, 1971

TEAM, EXTRA-INNING GAME

23.....at Atlanta, July 4, 1985
(19 innings)

TEAM, MOST, SEASON

1,087.....1980

DOUBLES

INDIVIDUAL, GAME

3 (27 times).....last, Scott Hairston
at Washington, August 17, 2012

INDIVIDUAL, SEASON

44.....Bernard Gilkey, 1996

INDIVIDUAL, SEASON, ROOKIE

36.....Ty Wigginton, 2003

INDIVIDUAL, CAREER

322.....David Wright

TEAM, MOST, GAME

10.....at Montreal, September 27, 2001

TEAM, MOST, SEASON

323.....2006

TRIPLES

INDIVIDUAL, GAME

3.....Doug Flynn
at Montreal, August 5, 1980

INDIVIDUAL, SEASON

21.....Lance Johnson, 1996

INDIVIDUAL, SEASON, ROOKIE

8.....Mookie Wilson, 1981

INDIVIDUAL, CAREER

99.....Jose Reyes

TEAM, MOST, NINE INNING GAME

4.....vs. Chicago, May 23, 1970

TEAM, MOST, EXTRA INNING GAME

4.....vs. San Diego, July 6, 1979
(12 innings)

TEAM, MOST, SEASON

49.....2009

HOME RUNS

INDIVIDUAL, GAME

3 (nine times).....Ike Davis
at Arizona, July 28, 2012

.....Carlos Beltran
at Colorado, May 12, 2011

.....Jose Reyes
at Philadelphia, August 15, 2006

.....Edgardo Alfonzo
at Houston, August 30, 1999

.....Gary Carter
at San Diego, September 3, 1985

.....Darryl Strawberry
at Chicago, August 5, 1985

.....Claudell Washington
at Los Angeles, June 22, 1980

.....Dave Kingman
at Los Angeles, June 4, 1976

.....Jim Hickman
at St. Louis, September 3, 1965

INDIVIDUAL, GAME, EACH SIDE OF THE PLATE

20 times,last by Carlos Beltran,
at Colorado, May 12, 2011
(for entire list see chart on page 103)

INDIVIDUAL, TWO CONSECUTIVE GAMES (TOTAL)

5Gary Carter,
September 3-September 4, 1985

INDIVIDUAL, THREE CONSECUTIVE GAMES (TOTAL)

6Frank Thomas
August 1, August 2, August 3, 1962

INDIVIDUAL, CONSECUTIVE GAMES WITH A HOME RUN

5 straight gamesRichard Hidalgo,
July 1-July 5, 2004

INDIVIDUAL, CONSECUTIVE AT-BATS

3, Many timeslast by Ike Davis,
at Arizona, July 28, 2012

INDIVIDUAL, PITCHER, GAME

2Walt Terrell
at Chicago, August 6, 1983

INDIVIDUAL, FIRST MAJOR LEAGUE AT-BAT

4 timesMike Jacobs
vs. Washington, August 31, 2005

.....Kazuo Matsui
at Atlanta, April 6, 2004

.....Mike Fitzgerald
at Philadelphia, September 13, 1983

.....Benny Ayala
vs. Houston, August 27, 1974

INDIVIDUAL, ONE MONTH (TOTAL)

13 (twice)Dave Kingman, July, 1975
Gary Carter, September, 1985

INDIVIDUAL, SEASON

41 (twice)Carlos Beltran, 2006
Todd Hundley, 1996

INDIVIDUAL, SEASON, RIGHTHANDER

40Mike Piazza, 1999

INDIVIDUAL, SEASON, LEFTHANDER

39 (two times)Darryl Strawberry,
1987 & 1988

INDIVIDUAL, SEASON, ROOKIE

26Darryl Strawberry, 1983

INDIVIDUAL, SEASON, AT HOME

24Darryl Strawberry, 1990

INDIVIDUAL, SEASON, ON THE ROAD

26Carlos Beltran, 2006

INDIVIDUAL, CAREER

252Darryl Strawberry

INDIVIDUAL, CAREER, RIGHTHANDER

220Mike Piazza

INDIVIDUAL, CAREER, SWITCH HITTER

192Howard Johnson

INDIVIDUAL, CAREER, AT HOME

123Darryl Strawberry

INDIVIDUAL, CAREER, ON THE ROAD

129Darryl Strawberry

INDIVIDUAL, WALK-OFF, CAREER

4Mike Piazza, Kevin McReynolds,
Cleon Jones, Chris Jones

INDIVIDUAL, CAREER, DESIGNATED HITTER

9Mike Piazza

INDIVIDUAL, 1-0 GAMES DECIDED BY A HOME RUN

.....for list see chart on page 220

INDIVIDUAL, GRAND SLAMS, GAME

1for list see chart on page 494

INDIVIDUAL, GRAND SLAMS, SEASON

3 (four times)Carlos Beltran, 2006

.....Mike Piazza, 2000

.....Robin Ventura, 1999

.....John Milner, 1976

INDIVIDUAL, GRAND SLAMS, CAREER

6Mike Piazza

TEAM, GRAND SLAMS, GAME

2June 28, 2011 at Detroit

Jason Bay and Carlos Beltran

.....July 16, 2006 at Chicago (NL)

Cliff Floyd and Carlos Beltran

INDIVIDUAL, GRAND SLAMS, PITCHER

1 (two times)Jack Hamilton
vs. St. Louis, May 20, 1967 (Al Jackson)

.....Carl Willey

vs. Houston, July 15, 1963 (Ken Johnson)

TEAM, GRAND SLAMS, SEASON

102006

INDIVIDUAL, LEADOFF, SEASON

6Jose Reyes, 2006

INDIVIDUAL, LEADOFF, CAREER

16Jose Reyes

TEAM, LEADOFF, SEASON

82004

INDIVIDUAL, INSIDE THE PARK, CAREER

2 (two times)Angel Pagan
Darryl Strawberry

(for list see chart on page 109)

INDIVIDUAL, EXTRA INNINGS, CAREER

9Howard Johnson

INDIVIDUAL, INTERLEAGUE, SEASON

6 (six times)last by Carlos Beltran, 2006

INDIVIDUAL, INTERLEAGUE, CAREER

28Mike Piazza

TEAM, CONSECUTIVE HOME RUNS IN ONE INNING

3 (seven times)vs. Philadelphia,
June 7, 2007, sixth inning
(Delgado, Wright, Lo Duca)

.....vs. Philadelphia,
April 17, 1989, third inning
(Strawberry-McReynolds-Hernandez)

.....at Cincinnati,
May 1, 1988, fifth inning
(Teufel-Hernandez-Strawberry)

.....at Atlanta,
July 27, 1986, third inning
(Carter-Strawberry-Mitchell)

.....at San Diego,
July 20, 1974, fifth inning
(Theodore-Staub-Jones)

.....at Montreal,
May 18, 1970, eighth inning
(Marshall-Foy-Grote)

.....vs. Philadelphia,
April 28, 1962, sixth inning
(Thomas-Neal-Hodges)

TEAM, MOST, GAME

7April 19, 2005
at Philadelphia (Reyes-2, Diaz-2,
Mientkiewicz, Piazza, Wright)

TEAM, FIRST TWO BATTERS OF GAME

.....July 12, 2007
vs. Cincinnati (Reyes, Gotay)

TEAM, CONSECUTIVE GAMES WITH A HOME RUN

21July 16-August 5, 1996

TEAM, CONSECUTIVE GAMES WITHOUT A HOME RUN

17August 27-September 12, 1980

TEAM, MOST, MONTH

40June, 2006

TEAM, MOST, SEASON

2002006

TEAM, FEWEST, SEASON*

611980

RBI

INDIVIDUAL, GAME

9Carlos Delgado
at NY Yankees, June 27, 2008 (G1)

INDIVIDUAL, ROOKIE, GAME

7Jermony Burnitz
at Montreal, August 5, 1993

INDIVIDUAL, CONSECUTIVE GAMES

15Mike Piazza, June 14-July 2, 2000

INDIVIDUAL, ONE MONTH

34Gary Carter, September, 1985

INDIVIDUAL, SEASON

124 (two times)Mike Piazza, 1999
.....David Wright, 2008

INDIVIDUAL, SEASON, LEFTHANDER

120Robin Ventura, 1999

INDIVIDUAL, SEASON, ROOKIE

74Darryl Strawberry, 1983



HISTORY

INDIVIDUAL, CAREER

818David Wright

TEAM, MOST, GAME

22at Chicago, August 16, 1987

TEAM, MOST, SEASON

8141999

TOTAL BASES

INDIVIDUAL, GAME

16Edgardo Alfonzo at Houston,
August 30, 1999 (3-HR, 2B, 2-1B)

INDIVIDUAL, SEASON

334David Wright, 2008

INDIVIDUAL, SEASON, SWITCH

HITTER

319Howard Johnson, 1989

INDIVIDUAL, SEASON, LEFTHANDER

327Lance Johnson, 1996

INDIVIDUAL, CAREER

2,398David Wright

TEAM, MOST, GAME

44at Arizona, August 24, 2005

TEAM, MOST, SEASON

2,4742006

EXTRA-BASE HITS

INDIVIDUAL, GAME

4 (seven times)last by Edgardo Alfonzo
at Houston, August 30, 1999

INDIVIDUAL, CONSECUTIVE GAMES

8Ty Wigginton, May 26-June 3, 2004

INDIVIDUAL, SEASON

80 (two times)Carlos Beltran, 2006
.....Howard Johnson, 1989

INDIVIDUAL, ROOKIE, SEASON

53Ty Wigginton, 2003

53Ike Davis, 2010

INDIVIDUAL CAREER

545David Wright

TEAM, MOST, GAME

13at Arizona, August 24, 2005

TEAM, MOST, SEASON

5642006

STOLEN BASES

INDIVIDUAL, GAME

4 (four times)David Wright
at San Francisco, May 14, 2009

.....Roger Cedeño
at Philadelphia, May 14, 1999

.....Vince Coleman
vs. Montreal, June 23, 1993
and at St. Louis, June 26, 1992

INDIVIDUAL, CONSECUTIVE GAMES WITH A STOLEN BASE

6 (three times)Jose Reyes,
August 21-August 26, 2007

.....Jose Reyes,
July 17-July 23, 2005

.....Vince Coleman,
May 3-May 8, 1991

INDIVIDUAL, SEASON

78Jose Reyes, 2007

INDIVIDUAL, SEASON, ROOKIE

24Mookie Wilson, 1981

INDIVIDUAL, CONSECUTIVE

WITHOUT BEING CAUGHT

33Kevin McReynolds
June 7, 1987-April 9, 1989

INDIVIDUAL, CAREER

370Jose Reyes

TEAM, MOST, GAME

7at San Francisco, May 14, 2009
(Wright-4, Cora, Beltran, Sheffield)

TEAM, TWO CONSECUTIVE GAMES

11 (three times)August 7-August 18, 1987

.....August 15-August 26, 2007

.....May 14-15, 2009

TEAM, MOST, SEASON

2002007

TEAM, FEWEST, SEASON*

271973

CAUGHT STEALING

INDIVIDUAL, NINE INNING GAME

2 (many times)last, Jose Reyes,
vs. Philadelphia, September 15, 2007

INDIVIDUAL, EXTRA INNING GAME

3Lenny Randle
at Montreal, April 15, 1978 (11 innings)

INDIVIDUAL, SEASON

21 (two times)Jose Reyes, 2007

.....Lenny Randle, 1977

INDIVIDUAL, CAREER

92Jose Reyes

TEAM, SEASON

991980

SACRIFICE HITS

INDIVIDUAL, GAME

3Sid Fernandez
vs. Houston, July 24, 1987 (Game 1)

.....Livan Hernandez
at Florida, April 11, 2009

INDIVIDUAL, SEASON

24Felix Millan, 1974

INDIVIDUAL, CAREER

85 (two tied)Dwight Gooden
.....Jerry Koosman

TEAM, MOST, NINE INNING GAME

5at Atlanta, July 18, 2009

TEAM, MOST, EXTRA INNING GAME

5 (two times)at Colorado,
April 26, 1995 (14 innings)

.....vs. Pittsburgh,
August 10, 1992 (16 innings)

TEAM, MOST, SEASON

1081973

SLUGGING PERCENTAGE

SEASON†

.614Mike Piazza, 2000

ROOKIE†

.512Darryl Strawberry, 1983

CAREER!

.542Mike Piazza

TEAM, HIGH

.4452006

SACRIFICE FLIES

INDIVIDUAL, GAME

2 (many times)last by Jeff Francoeur
vs. Florida, August 24, 2010

INDIVIDUAL, SEASON

15 (two times)Howard Johnson, 1991

.....Gary Carter, 1986

INDIVIDUAL, CAREER

58Ed Kranepool & David Wright

TEAM, MOST, INNING

3at Yankees (second), June 24, 2005

TEAM, MOST, GAME

4 (three times)at Yankees, June 24, 2005

.....vs. Philadelphia, September 23, 1972

.....at San Francisco, July 26, 1967

TEAM, MOST, SEASON

591997

STRIKEOUTS

INDIVIDUAL, MOST, GAME

5 (five times)Ryan Thompson
vs. St. Louis, September 29, 1993

.....Dave Kingman
vs. Houston, May 28, 1982

.....Frank Taveras
vs. San Diego, May 1, 1979

.....Ron Swoboda
vs. St. Louis (Game 1), June 22, 1969

.....Ron Swoboda
at Houston, April 15, 1968

INDIVIDUAL, MOST, SEASON

161David Wright, 2010

INDIVIDUAL, MOST, SEASON, LEFTHANDED

145Mo Vaughn, 2002

INDIVIDUAL, MOST, CAREER

1009David Wright

INDIVIDUAL, FEWEST, SEASON*

14Felix Millan, 1974
(585 plate appearances)

MOST, NINE INNING GAME

19at St. Louis, September 15, 1969

TEAM, MOST, EXTRA INNING GAME

22vs. San Francisco, May 31, 1964
(23 innings)

TEAM, MOST, DOUBLEHEADER

27vs. Arizona, April 27, 2003

TEAM, MOST, SEASON

1,2502012

TEAM, FEWEST, SEASON*

7351974

WALKS

INDIVIDUAL, NINE INNING GAME

5Mike Baxter,
at San Diego, August 4, 2012

INDIVIDUAL, EXTRA INNING GAME

5Vince Coleman vs. Pittsburgh,
August 10, 1992 (16 innings)

INDIVIDUAL, GAME, INTENTIONAL

3 (five times)last, by David Wright
at Atlanta, July 18, 2009

INDIVIDUAL, SEASON,
INTENTIONAL

25Howard Johnson, 1988

INDIVIDUAL, SEASON

125John Olerud, 1999

INDIVIDUAL, CAREER

616David Wright

TEAM, MOST, GAME

16at Los Angeles, June 29, 1962

TEAM, MOST, SEASON

7171999

HIT BY PITCH

INDIVIDUAL, GAME

2 (many times)last by Ruben Tejada
vs. Florida, September 1, 2011

INDIVIDUAL, SEASON

13 (two times)Ron Hunt, 1963
.....John Olerud, 1997

INDIVIDUAL, CAREER

41Ron Hunt

TEAM, MOST, GAME

3 (many times)last, vs. Washington,
April 9, 2011

TEAM, MOST, SEASON

652001

GIDP

INDIVIDUAL, MOST, GAME

4Joe Torre vs. Houston, July 21, 1975

INDIVIDUAL, MOST, SEASON

27Mike Piazza, 1999

INDIVIDUAL, FEWEST, SEASON*

3Kazuo Matsui, 2004

TEAM, MOST, NINE INNING GAME

5 (five times)last, at Milwaukee,
August 6, 2002

TEAM, MOST, EXTRA INNING GAME

6at San Francisco, August 21, 2004

TEAM, MOST, SEASON

1491999

BATTING AVERAGE

INDIVIDUAL, SEASON†

.354John Olerud, 1998

INDIVIDUAL, SEASON†

RIGHTHANDER

.340Cleon Jones, 1969

INDIVIDUAL, SEASON†, SWITCH
HITTER

.337Jose Reyes, 2011

INDIVIDUAL, SEASON†, ROOKIE

.275Cleon Jones, 1966

INDIVIDUAL, CAREER!

.315John Olerud

INDIVIDUAL, CAREER!,
RIGHTHANDER

.301David Wright

INDIVIDUAL, CAREER!, SWITCH-
HITTER

.292Jose Reyes

TEAM, HIGHEST, SEASON

.2791999

TEAM, LOWEST, SEASON*

.2191963

LEFT ON BASE

TEAM, NINE INNING GAME

16at Florida, July 25, 2001

TEAM, EXTRA INNING GAME

25vs. St. Louis, September 11, 1974
(25 innings)

SHUTOUTS

TEAM, MOST, SEASON

301963

TEAM, MOST, CONSECUTIVE GAMES
WITHOUT BEING SHUTOUT

110September 12, 1985-July 17, 1986

PINCH HITTING

AT-BATS

INDIVIDUAL, MOST ATBATS,
SEASON

83Lenny Harris, 2001

INDIVIDUAL, MOST APPEARANCES,
SEASON

95Lenny Harris, 2001

INDIVIDUAL, MOST ATBATS, CAREER

325Ed Kranepool

TEAM, MOST ATBATS, SEASON

3271965

HITS

INDIVIDUAL, MOST CONSECUTIVE
HITS

8Rusty Staub, June 11-26, 1983

INDIVIDUAL, MOST HITS, SEASON

24Rusty Staub, 1983

INDIVIDUAL, MOST HITS, CAREER

90Ed Kranepool

TEAM, MOST HITS, SEASON

751993

MOST HOME RUNS

INDIVIDUAL, HOME RUNS, SEASON

5Jordany Valdespin

INDIVIDUAL, HOME RUNS, CAREER

8Mark Carreon
(see chart on page 493)

TEAM, HOME RUNS, SEASON

121983

TEAM, BACK-TO-BACK HOME RUNS

2 (two times)
.....vs. San Francisco, May 4, 1991,
ninth inning (Sasser-Carreon)
.....at St. Louis, May 11, 1997
ninth inning (Everett-Huskey)

INDIVIDUAL, RBI, SEASON

25Rusty Staub, 1983

INDIVIDUAL, RBI, CAREER

72Rusty Staub

PINCH-HITTING AVERAGE

HIGHEST BATTING AVERAGE,
SEASON

.3631999

LOWEST BATTING AVERAGE,
SEASON*

.1531968 & 2003



PITCHING

GAMES

INDIVIDUAL, SEASON

92 Pedro Feliciano, 2010

INDIVIDUAL, SEASON, RIGHTHANDER

81 Aaron Heilman, 2007

INDIVIDUAL, SEASON, ROOKIE

68 Bobby Parnell, 2009

INDIVIDUAL, CONSECUTIVE GAMES PITCHED

8 Turk Wvndell,
September 14-September 23, 1998

INDIVIDUAL, CAREER

695 John Franco

INDIVIDUAL, CAREER, RIGHTHANDER

401 Tom Seaver

PITCHERS USED

TEAM, NINE INNING GAME

10 September 20, 2012
vs. Philadelphia, August 14, 1962

TEAM, MOST USED IN A SEASON

28 2012

TEAM, FEWEST USED IN A SEASON*

13 1976 & 1971

STARTS

INDIVIDUAL, SEASON

36 (four times) Jack Fisher, 1965
..... Tom Seaver, 1970, 1973 and 1975

INDIVIDUAL, SEASON, LEFTHANDER

35 (five times) Frank Viola, 1990 & 1991
..... Jon Matlack, 1976
..... Jerry Koosman, 1973 & 1974

INDIVIDUAL, SEASON, ROOKIE

35 Gary Gentry, 1969

INDIVIDUAL, CAREER

395 Tom Seaver

INDIVIDUAL, CAREER, LEFTHANDER

346 Jerry Koosman

COMPLETE GAMES

INDIVIDUAL, SEASON

21 Tom Seaver, 1971

INDIVIDUAL, SEASON, LEFTHANDER

17 (two times) Jerry Koosman
1976 & 1968

INDIVIDUAL, SEASON, ROOKIE

18 Tom Seaver, 1967

INDIVIDUAL, CAREER

171 Tom Seaver

INDIVIDUAL, CAREER, LEFTHANDER

108 Jerry Koosman

INDIVIDUAL, CONSECUTIVE

8 (two times) Jerry Koosman, 1976
..... Tom Seaver, 1969

TEAM, MOST, SEASON

53 1976

TEAM, FEWEST, SEASON*

2 2004 & 2007

INNINGS PITCHED

INDIVIDUAL, GAME

15 (two times) Rob Gardner
vs. Philadelphia, October 2, 1965
..... Al Jackson (LHP)
vs. Philadelphia, August 14, 1962

INDIVIDUAL, SEASON

290.0 Tom Seaver, 1970

INDIVIDUAL, SEASON, LEFTHANDER

265.0 (two times) Jon Matlack, 1974
..... Jerry Koosman, 1974

INDIVIDUAL, SEASON, ROOKIE

264.0 Jerry Koosman, 1967

INDIVIDUAL, CAREER

3,045.1 Tom Seaver

INDIVIDUAL, CAREER, LEFTHANDER

2,545.0 Jerry Koosman

SHUTOUTS

INDIVIDUAL, SEASON

8 Dwight Gooden, 1985

INDIVIDUAL, SEASON, LEFTHANDER

7 (two times) Jon Matlack, 1974
..... Jerry Koosman, 1968

INDIVIDUAL, SEASON, ROOKIE

7 Jerry Koosman, 1968

INDIVIDUAL, CONSECUTIVE

2 (many times) last, Johan Santana
vs. San Diego, May 26, 2012 (9-0) &
vs. St. Louis, June 1, 2012 (8-0)
(for entire list see chart on page 97)

INDIVIDUAL, CAREER

44 Tom Seaver

INDIVIDUAL, CAREER, LEFTHANDER

26 (two times) Jerry Koosman
..... Jon Matlack

TEAM, MOST, SEASON

28 1969

TEAM, FEWEST, SEASON*

4 1962

BOTH GAMES OF DOUBLEHEADER

1 at Pittsburgh,
September 12, 1969 (1-0 & 1-0)

TEAM, CONSECUTIVE

4 September 24-28, 1969

TEAM, 1-0 SHUTOUTS WON

9 1969

SCORELESS STREAKS

INDIVIDUAL, STARTER

32.2 innings R.A. Dickey,
May 22-June 13, 2012

INDIVIDUAL, RELIEVER

27.2 innings Jesse Orosco,
July 22-August 24, 1983

INDIVIDUAL, ROOKIE

26.0 innings John Maine,
July 15-August 12, 2006

TEAM

42.0 innings
September 23-September 28, 1969

WINS

INDIVIDUAL, SEASON

25 Tom Seaver, 1969

INDIVIDUAL, SEASON, LEFTHANDER

21 Jerry Koosman, 1976

INDIVIDUAL, SEASON, ROOKIE

19 Jerry Koosman, 1968

INDIVIDUAL, SEASON, RIGHTHANDER ROOKIE

17 Dwight Gooden, 1984

INDIVIDUAL, SEASON, RELIEVER

14 Roger McDowell, 1986

INDIVIDUAL, SEASON, LEFTHANDER RELIEVER

13 Jesse Orosco, 1983

INDIVIDUAL, CONSECUTIVE

14 Dwight Gooden, 1985

INDIVIDUAL, CONSECUTIVE STARTS

8 (three times) Bobby Jones, 1997
..... David Cone, 1988
..... Tom Seaver, 1969

INDIVIDUAL, CONSECUTIVE TO START THE SEASON

10 Terry Leach, 1987

INDIVIDUAL, CAREER

198 Tom Seaver

INDIVIDUAL, CAREER, LEFTHANDER

140 Jerry Koosman

INDIVIDUAL, HIGHEST WINNING PERCENTAGE

.870 David Cone, 1988 (20-3)

TEAM, PITCHERS WITH 10+ WINS

6 1986

LOSSES

INDIVIDUAL, SEASON

24 (two times) Roger Craig, 1962
..... Jack Fisher, 1965

INDIVIDUAL, SEASON, LEFTHANDER

20 (three times) Jerry Koosman, 1977
..... Al Jackson, 1962 and 1965

INDIVIDUAL, SEASON, RELIEVER

13 Skip Lockwood, 1978

INDIVIDUAL, SEASON, ROOKIE

20 Al Jackson, 1962

INDIVIDUAL, CONSECUTIVE, SEASON

18 Roger Craig, 1963

INDIVIDUAL, CONSECUTIVE

27 Anthony Young, 1992-1993

INDIVIDUAL, CAREER

137 Jerry Koosman

INDIVIDUAL, CAREER, RIGHTHANDER

124 Tom Seaver

TEAM, MOST, SEASON

120 1962

TEAM, FEWEST SEASON*

54 1986

SAVES**INDIVIDUAL, CONSECUTIVE APPEARANCES**

10John Franco, April 10-May 3, 1999
 ..Armando Benitez, June 29-July 25, 2001

INDIVIDUAL, CONSECUTIVE TO BEGIN METS CAREER

16Francisco Rodriguez, 2009

INDIVIDUAL, CONSECUTIVE, ONE SEASON

24Armando Benitez,
 April 3-July 25, 2001

INDIVIDUAL, CONSECUTIVE, CAREER

31Billy Wagner,
 August 2, 2006-May 31, 2007

INDIVIDUAL, SEASON

43Armando Benitez, 2001

INDIVIDUAL, SEASON, LEFTHANDED

40Billy Wagner, 2006

INDIVIDUAL, ROOKIE

17Roger McDowell, 1985

INDIVIDUAL, CAREER

276John Franco

INDIVIDUAL, CAREER, RIGHTHANDED

160Armando Benitez

TEAM, MOST, SEASON

511987

TEAM, FEWEST SEASON*

141974

HITS ALLOWED**INDIVIDUAL, FEWEST, GAME**

0Johan Santana
 vs. St. Louis, June 1, 2012

INDIVIDUAL, MOST, GAME

15Tom Seaver
 at Philadelphia, May 25, 1976

INDIVIDUAL, MOST, SEASON

261Roger Craig, 1962

INDIVIDUAL, MOST, SEASON, ROOKIE

244Al Jackson, 1962

INDIVIDUAL, MOST, CAREER

2,431Tom Seaver

TEAM, MOST, GAME

27at Philadelphia, June 11, 1985

TEAM, MOST, SEASON*

1,5771962

TEAM, FEWEST SEASON*

1,2171969

RUNS ALLOWED**INDIVIDUAL, EARNED, GAME**

11 (three times)Craig Anderson
 vs. Los Angeles, August 26, 1962

.....Jack Fisher
 at San Francisco (G1), June 3, 1967

.....Orlando Hernandez
 at Philadelphia, August 15, 2006

INDIVIDUAL, EARNED GAME

11Orlando Hernandez
 at Philadelphia, August 15, 2006

INDIVIDUAL, SEASON

137Jay Hook, 1962

INDIVIDUAL, EARNED, SEASON

117Roger Craig, 1962

INDIVIDUAL, ROOKIE, SEASON

132Al Jackson, 1962

INDIVIDUAL, CAREER

994Jerry Koosman

TEAM, MOST, INNING

11 (five times)at Colorado

April 27, 2012 (fifth inning)

.....at Atlanta,

April 7, 2004 (fourth inning)

.....at San Diego,

April 1, 1997 (sixth inning)

.....vs. Houston,

July 30, 1969, (ninth inning, Game 1)

.....at St. Louis,

July 18, 1964 (eighth inning)

(for list of runs allowed by inning,
 see chart on page 126)

TEAM, MOST, GAME

26at Philadelphia, June 11, 1985

TEAM, MOST EARNED, GAME

24at Philadelphia, June 11, 1985

TEAM, MOST, SEASON

9481962

TEAM, MOST EARNED, SEASON

8011962

TEAM, FEWEST, SEASON*

4991968

TEAM, FEWEST EARNED, SEASON*

4491968

HOME RUNS ALLOWED**INDIVIDUAL, BACK-TO-BACK-TO-BACK, INNING**

3Johan Santana, at Yankees,
 June 8, 2012, third inning
 (Cano/Swisher/A. Jones)

INDIVIDUAL, MOST, INNING

4Steve Trachsel, vs. San Diego,
 May 17, 2001, Third Inning
 (Arias/Henderson/Klesko/Trammell)

INDIVIDUAL, GAME

5Roger Craig, May 4, 1963

INDIVIDUAL, SEASON

35Roger Craig, 1962

INDIVIDUAL, ROOKIE, SEASON

24Gary Gentry, 1969

INDIVIDUAL, CAREER

212Tom Seaver

TEAM, BACK-TO-BACK-TO-BACK, INNING (MORE THAN ONE PITCHER)

3vs. St. Louis, July 18, 1964
 (Boyer and White off Bill Wakefield
 and McCarver off Carl Willey)

TEAM, MOST, GAME

7 (two times)at Chicago, June 11, 1967
at Philadelphia September 8, 1998

TEAM, MOST, SEASON

1921962

TEAM, FEWEST, SEASON*

781988

STRIKEOUTS**INDIVIDUAL, INNING**

4 (two times)Mike Stanton
 at Milwaukee, August 3, 2004 (8th)

.....Derek Wallace
 vs. Atlanta, September 13, 1996 (9th)

INDIVIDUAL, GAME

19 (two times)David Cone
 at Philadelphia, October 6, 1991

.....Tom Seaver
 vs. San Diego, April 22, 1970

INDIVIDUAL, GAME, LEFTHANDER

16Sid Fernandez
 at Atlanta, July 14, 1989

INDIVIDUAL, GAME, ROOKIE

16 (two times)Dwight Gooden
 at Philadelphia, September 17, 1984 &
 vs. Pittsburgh, September 12, 1984

INDIVIDUAL, GAME, LEFTHANDED ROOKIE

12Jerry Koosman
 vs. St. Louis, July 21, 1968

INDIVIDUAL, SEASON

289Tom Seaver, 1971

INDIVIDUAL, SEASON, LEFTHANDED

206Johan Santana, 2008

INDIVIDUAL, SEASON, ROOKIE

276Dwight Gooden, 1984

INDIVIDUAL, SEASON, LEFTHANDED ROOKIE

178Jerry Koosman, 1968

INDIVIDUAL, GAMES, 10+, SEASON

15Dwight Gooden, 1984

INDIVIDUAL, GAMES, 10+, SEASON, LEFTHANDED

6Sid Fernandez, 1988

INDIVIDUAL, GAMES, 10+, CAREER

60Tom Seaver

INDIVIDUAL, GAMES, 10+, CAREER, LEFTHANDED

31Sid Fernandez

INDIVIDUAL, CONSECUTIVE IN A GAME

10Tom Seaver
 vs. San Diego, April 22, 1970

INDIVIDUAL, CONSECUTIVE AT THE START OF A GAME

6Pete Falcone
 vs. Philadelphia, May 1, 1980

INDIVIDUAL, TWO CONSECUTIVE GAMES

32Dwight Gooden,
 September 12 and 17, 1984



HISTORY

TEAM, MOST, NINE-INNING GAME

19 (two times)
at Philadelphia, October 6, 1991
vs. San Diego, April 22, 1970

TEAM, MOST, EXTRA-INNING GAME

20at Chicago, August 1, 1999

TEAM, MOST, SEASON

1,2402012

TEAM, FEWEST*, SEASON

717 (two times)1964 & 1983

WALKS

INDIVIDUAL, GAME

10Mike Torrez
at Cincinnati, July 21, 1983

INDIVIDUAL, CONSECUTIVE
 INNINGS WITHOUT ISSUING A
 WALK

47.2Bret Saberhagen,
 May 10-June 13, 1994

INDIVIDUAL, SEASON

116Nolan Ryan, 1971

INDIVIDUAL, SEASON, LEFTHANDED

105Oliver Perez, 2008

INDIVIDUAL, SEASON, ROOKIE

104Ron Darling, 1984

INDIVIDUAL, CAREER

847Tom Seaver

TEAM, MOST, NINE INNING GAME

12 (two times)last, vs. Chicago,
 March 31, 2003

TEAM, MOST, EXTRA INNING GAME

14at Philadelphia,
 April 12, 1986 (13 innings)

TEAM, MOST, SEASON

6171999

TEAM, FEWEST, SEASON*

4041988MI

HIT BY PITCH

INDIVIDUAL, GAME

3 (eight times).....last, Oliver Perez
 vs. Florida, September 28, 2007

INDIVIDUAL, SEASON

16Pedro Astacio, 2002

TEAM, MOST, GAME

4.....vs. Washington, April 6, 2006

WILD PITCH

INDIVIDUAL, GAME

3 (many times)last by Johan Santana
 at Arizona, May 4, 2008

INDIVIDUAL, SEASON

18Jack Hamilton, 1966

CONSECUTIVE BATTERS

RETIRED

INDIVIDUAL, GAME

25Tom Seaver
 vs. Chicago, July 9, 1969

ERA

LOWEST, SEASON

2.721968

HIGHEST, SEASON

5.041962

FIELDING

ERRORS

INDIVIDUAL, MOST, IN ONE INNING

3Hubie Brooks
 vs. Los Angeles, May 10, 1981 (4th)

INDIVIDUAL, MOST, GAME

3 (many times)last by David Wright
 vs. Atlanta, April 19, 2006

TEAM, MOST, INNING

4 (four times)
at Colorado, April 27, 2012 (5th)
vs. St. Louis, April 4, 1996 (8th)
vs. San Diego, May 1, 1991 (7th)
at Chicago, June 9, 1987 (4th)

TEAM, MOST, GAME

7vs. Pittsburgh, August 1, 1996

TEAM, MOST, SEASON

210 (two times)1962 & 1963

TEAM, FEWEST, SEASON*

681999

TEAM, CONSECUTIVE ERRORLESS
 GAMES

12 (three times)June 15-27, 1999
August 17-30, 2006
May 20-June 2, 2007

MOST STEALS AGAINST

INDIVIDUAL, GAME

8Mackey Sasser
 at Atlanta, July 16, 1988

TEAM, GAME

8at Atlanta, July 16, 1988

METS MILESTONE WINS

WIN #	DATE	RESULTS
1	April 23, 1962	Won 9-0 at Pittsburgh
100	May 15, 1964	Won 4-2 at San Francisco
500	April 19, 1970	Won 10-2 vs. Philadelphia
1000	May 22, 1976	Won 4-1 at Montreal
1500	April 6, 1984	Won 8-1 at Houston
2000	May 2, 1989	Won 7-1 at Atlanta
2500	April 14, 1996	Won 10-4 at Colorado
3000	September 3, 2001	Won 10-7 at Philadelphia
3500	April 4, 2008	Won 4-3 (12 innings) vs. Philadelphia

MISCELLANEOUS TEAM RECORDS

LONGEST GAME

INNINGS

25vs. St. Louis, September 11, 1974

TIME, NINE INNING GAME

4:09 (two times)

.....vs. Milwaukee, August 4, 2005

.....at Los Angeles, May 30, 2000

TIME, EXTRA INNING GAME

7:23vs. San Francisco, May 31, 1964

(23 innings)

SHORTEST GAME

TIME, NINE INNING GAME

1:36at Atlanta, April 27, 1973

MOST GAMES PLAYED

TEAM, SEASON

1641965

WINS

TEAM, SEASON

1081986

TEAM, HOME, SEASON

561988

TEAM, ROAD, SEASON

531986

TEAM, MONTH

23September, 1969 (7 losses)

TEAM, ONE RUN GAMES, SEASON

411969 (23 losses)

TEAM, EXTRA INNING, SEASON

13 (twice)1971 (9 losses)

.....1986 (10 losses)

TEAM, CONSECUTIVE

11 (four times)1990, June 17-29

.....1986, April 18-30

.....1972, May 12-21

.....1969, May 28-June 10

TEAM, CONSECUTIVE AT HOME

11 (five times)

.....August 10-August 24, 2006

.....September 13-October 1, 1995

.....April 14-May 10, 1992

.....August 16-September 3, 1990

.....September 14-October 2, 1988

TEAM, CONSECUTIVE ON THE ROAD

9June 7-June 23, 2006

TEAM, ON A HOMESTAND

10 (two times)

.....April 26-May 9, 1976 (3 losses)

.....May 5-18, 1972 (3 losses)

TEAM, ON A ROADTRIP

10July 4-14, 1985 (1 loss)

TEAM, MOST, CONSECUTIVE SERIES WON

10 (two times)June 4-July 8, 1990

.....August 17-September 14, 2001

LARGEST MARGIN

GAME, TEAM, VICTORY

18 runsat Chicago,

May 26, 1964 (19-1)

GAME, TEAM, DEFEAT

19 runsat Philadelphia,

June 11, 1985 (7-26)

TEAM, VICTORY, SHUTOUT

14-0 (two times)

.....at Cincinnati, April 19, 1998

.....at Chicago, July 29, 1965 (Game 1)

TEAM, DEFEAT, SHUTOUT

0-16vs. Atlanta, July 2, 1999

TEAM, COMEBACK WIN

8at Houston, September 2, 1972

(for entire list see chart on page 185)

TEAM, BLOWN LEAD (LOSS)

8at Chicago, April 19, 1980

(for entire list see chart on page 185)

HIGHEST WINNING PERCENTAGE

HOMESTAND (7+ GAMES)

.900 (three times)

.....9-1, September 12-22, 1988

.....9-1, August 16-24, 1969

.....9-1, April 19-28, 2010

(for entire list see chart on page 20)

ROADTRIP (7+ GAMES)

1.0007-0, July 1-7, 1991

(for entire list see chart on page 20)

VS. NL EAST

.6561986 (59-31)

VS. NL CENTRAL

.7002006 (28-12)

VS. NL WEST

.6972006 (23-10)

VS. AL EAST

.6671999 (12-6)*

VS. AL CENTRAL

.7772010 (7-2)*

VS. AL WEST

.556 (two times)2003 (5-4)*

.....2008 (5-4)*

*= minimum of six games

LOSSES

TEAM, SEASON

1201962

TEAM, HOME, SEASON

581962

TEAM, ROAD, SEASON

641963

TEAM, MONTH

26August, 1962

TEAM, ONE RUN, SEASON

391962

TEAM EXTRA INNING, SEASON

171978

TEAM, CONSECUTIVE

17May 21-June 6, 1962

TEAM, CONSECUTIVE AT HOME

15

.....August 1-September 3, 2002 (Game 1)

TEAM CONSECUTIVE ON THE ROAD

22June 16-July 28, 1963

TEAM, HOMESTAND

12 (two times)

.....May 30-June 14, 1966, (7-12)

.....August 14-26, 1962, (3-12)

TEAM, ROADTRIP

14July 19-August 4, 1963, (2-14)

LOWEST WINNING PERCENTAGE

HOMESTAND (7+ GAMES)

.000September 18-23, 1979 (0-9)

(for entire list see chart on page 20)

ROADTRIP (7+ GAMES)

.000August 9-18, 1981 (0-10)

(for entire list see chart on page 20)

VS. NL EAST

.3552003 (27-49)

VS. NL CENTRAL

.4172001 & 2004 (15-21)

VS. NL WEST

.3131981 (10-22)

VS. AL EAST

.0002003 (0-6)

VS. AL CENTRAL

.5832002 (7-5)

VS. AL WEST

.2222005 (2-7)

HIGHEST PAID ATTENDANCE

HOME, SEASON

4,042,0432008

ROAD, SEASON

2,911,4712008

PLAYERS USED

TEAM, NINE INNING GAME

25at Atlanta, September 19, 2000

TEAM, EXTRA INNING GAME

26vs. Chicago (NL)

.....September 13, 2011 (11 innings)

TEAM, MOST, SEASON

541967

TEAM, FEWEST, SEASON*

321988

.....1988

.....1988

.....1988

.....1988

.....1988

.....1988

.....1988

.....1988

.....1988

.....1988

.....1988

.....1988

.....1988

.....1988

.....1988

Based on minimum 1,000 AB's

*Based on minimum 502 plate appearances

*Records for "fewest" do not include abbreviated seasons of 1972, 1981, 1994 and 1995





NO-HITTER & ONE-HITTERS

Johan Santana made Mets history on June 1, 2012 vs. St. Louis when after 8,019 games he recorded the first no-hitter in team history. Santana struck out David Freese for the final out. The Mets have also tossed 37 one-hitters (29 complete games, eight combined) in franchise history including one in the postseason and three each during the 1970, 1991, 2003 and 2007 seasons.

DATE	PITCHER	OPPONENT	SCORE	BASE HIT
6/22/1962	Al Jackson	Houston	Won, 2-0	Amalfitano, 1st-inning single
5/4/1966	Jack Hamilton	@St. Louis	Won, 8-0	Sadecki, 3rd-inning single
7/9/1969	Tom Seaver	Chicago	Won, 4-0	Qualls, 9th-inning single
4/18/1970	Nolan Ryan	Philadelphia	Won, 7-0	Doyle, 1st-inning single
5/13/1970	Gary Gentry	@Chicago	Won, 4-0	Banks, 8th-inning single
5/15/1970	Tom Seaver	@Philadelphia	Won, 4-0	Compton, 3rd-inning single
4/18/1971	Gary Gentry	Pittsburgh	Won, 5-2	Clemente, 6th-inning triple
9/26/1971	Tom Seaver	Pittsburgh	Won, 3-1	Davalillo, 7th-inning single
7/4/1972	Tom Seaver	San Diego	Won, 2-0	Lee, 9th-inning single
7/10/1973	Jon Matlack	Houston	Won, 1-0	Helms, 6th-inning double
6/29/1974	Jon Matlack	St. Louis	Won, 4-0	Curtis, 3rd-inning single
4/17/1977	Tom Seaver	Chicago	Won, 6-0	Ontiveros, 5th-inning single
10/1/1982	Terry Leach	@Philadelphia	Won, 1-0 (10)	Aguiar, 5th-inning triple
9/7/1984	Dwight Gooden	Chicago	Won, 10-0	Moreland, 5th-inning single
4/16/1985	Ron Darling (7.0) Jesse Orosco (2.0)	@Pittsburgh	Won, 2-1	Ray, 1st-inning single
5/11/1985	Sid Fernandez (6.0) & Roger McDowell (3.0)	Philadelphia	Won, 4-0	Hayes, 4th-inning single
8/29/1988	David Cone	San Diego	Won, 6-0	Gwynn, 4th-inning double
9/10/1991	Pete Schourek	Montreal	Won, 9-0	Williams, 5th-inning single
9/14/1991	David Cone (7.0) & Jeff Innis (1.0)	@St. Louis	Lost, 2-1	Lankford, 5th-inning single
9/20/1991	David Cone	St. Louis	Won, 1-0	Jose, 8th-inning double
10/8/2000	Bobby J. Jones	San Francisco	Won, 4-0	Kent, 5th-inning double
7/14/2001	Glendon Rusch (8.0) & Armando Benitez (1.0)	Boston	Won, 2-0	Nixon, 1st-inning bunt single
4/26/2002	Shawn Estes	Milwaukee	Won, 1-0	Young, 7th-inning single
6/15/2003	Steve Trachsel	@Anaheim	Won, 8-0	Eckstein, 6th-inning double
6/17/2003	Jae Seo (7.0), David Weathers (1.0) & Armando Benitez (1.0)	@Florida	Won, 5-0	Encarnacion, 5th-inning single
8/18/2003	Steve Trachsel	Colorado	Won, 8-0	Tsao, 6th-inning double
5/23/2004	Tom Glavine	Colorado	Won, 4-0	Pellow, 8th-inning double
4/15/2005	Aaron Heilman	Florida	Won, 4-0	Castillo, 4th-inning single
9/3/2006	Orlando Hernandez (5.1), Roberto Hernandez (1.0), Darren Oliver (0.2) & Guillermo Mota (1.0)	@Houston	Lost, 1-2	Huff, 2nd-inning single
6/27/2007	Tom Glavine (6.0)**	vs. St. Louis	Won, 2-0	Rolen, 2nd-inning single
7/29/2007	John Maine (5.0)**	vs. Washington	Won, 5-0	Belliard, 1st-inning single
9/29/2007	John Maine (7.2), Willie Collazo (0.1) & Carlos Muniz (1.0)	vs. Florida	Won, 13-0	Hoover, 8th-inning single
7/12/2008	Pedro Martinez (4.0) & Carlos Muniz (1.0), Aaron Heilman (1.0), Scott Schoeneweis (1.0) & Billy Wagner (1.0)	vs. Colorado	Won, 3-0	Hawpe, 4th-inning single
6/10/2010	Jonathon Niese	vs. San Diego	Won, 3-0	Denorfia, 3rd-inning double
8/13/2010	R.A. Dickey	vs. Philadelphia	Won, 1-0	Hamels, 6th-inning single
6/13/2012	R.A. Dickey	at Tampa Bay	Won, 9-1	Upton, 1st-inning single
6/18/2012	R.A. Dickey	vs. Baltimore	Won, 5-0	Betemit, 5th-inning single

The Mets have been one-hit 33 times. The last time was June 27, 2009 vs. the Yankees at Citi Field when Alex Cora's sixth inning single off A.J. Burnett was the lone hit collected by the Mets.

* *Italics are for postseason games*

** *Called due to rain*



OPENING DAY RESULTS

WON-33 LOST-18

DATE	SITE	OPPONENT	W-L	SCORE	WINNER	LOSER
4/11/62	St. Louis	Cardinals	L	4-11	L. Jackson	Craig
4/9/63	Polo Grounds	Cardinals	L	0-7	BROGLIO	Craig
4/14/64	Philadelphia	Phillies	L	3-5	Klippstein	A. Jackson
4/12/65	Shea	Dodgers	L	1-6	DRYSDALE	A. Jackson
4/15/66	Shea	Braves	L	2-3	Lemaster	FISHER
4/11/67	Shea	Pirates	L	3-6	Veale	Cardwell
4/10/68	San Francisco	Giants	L	4-5	Linzy	Frisella
4/8/69	Shea	Expos	L	10-11	Shaw	Koonce
4/7/70	Pittsburgh	Pirates	W	5-3 (11)	R. Taylor	Hartenstein
4/6/71	Shea	Expos	W	4-2 (5)	SEAVER	MORTON
4/15/72	Shea	Pirates	W	4-0	Seaver	Ellis
4/6/73	Shea	Phillies	W	3-0	Seaver	Carlton
4/6/74	Philadelphia	Phillies	L	4-5	Scarce	McGraw
4/8/75	Shea	Phillies	W	2-1	SEAVER	CARLTON
4/9/76	Shea	Expos	W	3-2	Seaver	Rogers
4/7/77	Chicago	Cubs	W	5-3	Seaver	Burris
4/7/78	Shea	Expos	W	3-1	KOOSMAN	Rogers
4/5/79	Chicago	Cubs	W	10-6	Swan	R. Reuschel
4/10/80	Shea	Cubs	W	5-2	Swan	R. Reuschel
4/9/81	Chicago	Cubs	W	2-0	Zachry	R. Reuschel
4/8/82	Philadelphia	Phillies	W	7-2	Jones	Carlton
4/5/83	Shea	Phillies	W	2-0	Sisk	Carlton
4/2/84	Cincinnati	Reds	L	1-8	Soto	Torrez
4/9/85	Shea	Cardinals	W	6-5 (10)	Gorman	Allen
4/8/86	Pittsburgh	Pirates	W	4-2	GOODEN	R. Reuschel
4/7/87	Shea	Pirates	W	3-2	Ojeda	Patterson
4/4/88	Montreal	Expos	W	10-6	Gooden	Martinez
4/3/89	Shea	Cardinals	W	8-4	Gooden	Magrane
4/9/90	Shea	Pirates	L	3-12	Drabek	Gooden
4/8/91	Shea	Phillies	W	2-1	Gooden	Mulholland
4/6/92	St. Louis	Cardinals	W	4-2 (10)	Innis	Lee Smith
4/5/93	Shea	Rockies	W	3-0	GOODEN	Nied
4/4/94	Chicago	Cubs	W	12-8	Gooden	Morgan
4/26/95	Denver	Rockies	L	9-11 (14)	M. Thompson	Remlinger
4/1/96	Shea	Cardinals	W	7-6	DiPoto	Fossas
4/1/97	San Diego	Padres	L	5-12	Hamilton	Perez
3/31/98	Shea	Phillies	W	1-0 (14)	Wendell	Bottalico
4/5/99	Florida	Marlins	L	2-6	Fernandez	Leiter
3/29/00	Tokyo, Japan	Cubs	L	3-5	Lieber	Hampton
4/3/01	Atlanta	Braves	W	6-4 (10)	Cook	Ligtenberg
4/1/02	Shea	Pirates	W	6-2	Leiter	Villone
3/31/03	Shea	Cubs	L	2-15	Wood	Glavine
4/6/04	Atlanta	Braves	W	7-2	Glavine	Ortiz
4/4/05	Cincinnati	Reds	L	6-7	Graves	Looper
4/3/06	Shea	Nationals	W	3-2	Glavine	L. Hernandez
4/1/07	St. Louis	Cardinals	W	4-1	Glavine	Carpenter
3/31/08	Florida	Marlins	W	7-2	Santana	Hendrickson
4/6/09	Cincinnati	Reds	W	2-1	Santana	Harang
4/5/10	Citi Field	Marlins	W	7-1	Santana	Johnson
4/1/11	Florida	Marlins	L	2-6	Johnson	Pelfrey
4/5/12	Citi Field	Braves	W	1-0	Ramirez	Hanson

CAPS signifies complete game





OPENING DAY LINE-UPS

1962

Ashburn, CF
Mantilla, SS
Neal, 2B
Thomas, LF
Bell, RF
Hodges, 1B
Zimmer, 3B
Landrith, C
Craig, P

1968

Harrelson, SS
Boswell, 2B
Agee, CF
Swoboda, RF
Kranepool, 1B
Shamsky, LF
Martin, C
Charles, 3B
Seaver, P

1974

Garrett, 3B
Millan, 2B
Staub, RF
Jones, LF
Milner, 1B
Grote, C
Hahn, CF
Harrelson, SS
Seaver, P

1980

Taveras, SS
Maddox, 3B
Mazzilli, 1B
S. Henderson, LF
Jorgensen, RF
Stearns, C
Morales, CF
Flynn, 2B
Swan, P

1986

Dykstra, CF
Backman, 2B
Hernandez, 1B
Carter, C
Strawberry, RF
Foster, LF
Johnson, 3B
Santana, SS
Gooden, P

1992

Coleman, LF
Randolph, 2B
Bonilla, RF
Johnson, CF
Murray, 1B
Pecota, 3B
Elster, SS
Hundley, C
Cone, P

1963

Burright, 2B
Coleman, C
Kranepool, RF
Snider, CF
Thomas, LF
Harkness, 1B
Neal, 3B
Moran, SS
Craig, P

1969

Agee, CF
Gaspar, RF
Boswell, 2B
Jones, LF
Charles, 3B
Kranepool, 1B
Grote, C
Harrelson, SS
Seaver, P

1975

Clines, LF
Millan, 2B
Milner, 1B
Torre, 3B
Kingman, RF
Grote, C
Unser, CF
Harrelson, SS
Seaver, P

1981

Wilson, RF
Taveras, SS
Mazzilli, CF
Kingman, LF
Staub, 1B
Trevino, C
Brooks, 3B
Flynn, 2B
Zachry, P

1987

Wilson, CF
Teufel, 2B
Hernandez, 1B
Carter, C
Strawberry, RF
McReynolds, LF
Johnson, 3B
Santana, SS
Ojeda, P

1993

Coleman, LF
T. Fernandez, SS
Murray, 1B
Bonilla, RF
Johnson, 3B
Orsulak, CF
Kent, 2B
Hundley, C
Gooden, P

1964

D. Smith, 1B
Samuel, 2B
Hunt, 3B
Thomas, LF
Hickman, CF
B. Taylor, C
Christopher, RF
Moran, SS
Jackson, P

1970

Agee, CF
Harrelson, SS
Foy, 3B
Jones, LF
Shamsky, 1B
Swoboda, RF
Garrett, 2B
Grote, C
Seaver, P

1976

Garrett, 3B
Millan, 2B
Kranepool, 1B
Kingman, RF
Milner, LF
Unser, CF
Grote, C
Harrelson, SS
Seaver, P

1982

Wilson, CF
Bailor, 2B
Foster, LF
Kingman, 1B
Youngblood, RF
Stearns, C
Brooks, 3B
Gardenhire, SS
Jones, P

1988

Dykstra, CF
Teufel, 2B
Hernandez, 1B
Strawberry, RF
McReynolds, LF
Carter, C
Johnson, 3B
Elster, SS
Gooden, P

1994

Vizcaino, SS
Hundley, C
McReynolds, LF
Bonilla, 3B
Kent, 2B
Segui, 1B
Burnitz, RF
Thompson, CF
Gooden, P

1965

Cowan, CF
McMillan, SS
Lewis, RF
Kranepool, 1B
Christopher, LF
C. Smith, 3B
Klaus, 2B
Cannizzaro, C
Jackson, P

1971

Agee, CF
Harrelson, SS
Jones, LF
Shamsky, RF
Clendenon, 1B
Boswell, 2B
Aspromonte, 3B
Grote, C
Seaver, P

1977

Mazzilli, CF
Millan, 2B
Milner, LF
Kingman, RF
Kranepool, 1B
Stearns, C
Staiger, 3B
Harrelson, SS
Seaver, P

1983

Wilson, CF
Bailor, SS
Kingman, 1B
Foster, LF
Brooks, 3B
Howard, RF
Giles, 2B
Hodges, C
Seaver, P

1989

Wilson, CF
Jefferies, 2B
Hernandez, 1B
Strawberry, RF
McReynolds, LF
Carter, C
Johnson, 3B
Elster, SS
Gooden, P

1995

Butler, CF
Vizcaino, SS
Brogna, 1B
Bonilla, 3B
Kent, 2B
Segui, LF
Everett, RF
Hundley, C
B. Jones, P

1966

Jones, RF
Hunt, 2B
Boyer, 3B
Stuart, 1B
Hickman, CF
Swoboda, LF
Grote, C
McMillan, SS
Fisher, P

1972

Harrelson, SS
Boswell, 2B
Agee, CF
Staub, RF
Jones, LF
Fregosi, 3B
Kranepool, 1B
Grote, C
Seaver, P

1978

Randle, 3B
Foli, SS
S. Henderson, LF
Montanez, 1B
K. Henderson, RF
Mazzilli, CF
Stearns, C
Flynn, 2B
Koonsman, P

1984

Backman, 2B
Oquendo, SS
Hernandez, 1B
Foster, LF
Strawberry, RF
Wilson, CF
Brooks, 3B
Hodges, C
Torrez, P

1990

Jefferies, 2B
Miller, CF
Johnson, 3B
Strawberry, RF
McReynolds, LF
Marshall, 1B
Lyons, C
Elster, SS
Gooden, P

1996

L. Johnson, CF
Gilkey, LF
Brogna, 1B
Huskey, RF
Kent, 3B
Hundley, C
Vizcaino, 2B
Ordoñez, SS
B. Jones, P

1967

Bosch, CF
Jones, RF
Boyer, 3B
Davis, LF
Swoboda, 1B
Buchek, 2B
Grote, C
Harrelson, SS
Cardwell, P

1973

Harrelson, SS
Millan, 2B
Mays, CF
Staub, RF
Jones, LF
Milner, 1B
Fregosi, 3B
Dyer, C
Seaver, P

1979

Mazzilli, CF
Chapman, 2B
Hebner, 3B
Stearns, C
Montanez, 1B
S. Henderson, LF
Maddox, RF
Flynn, SS
Swan, P

1985

Backman, 2B
Wilson, CF
Hernandez, 1B
Carter, C
Strawberry, RF
Foster, LF
Johnson, 3B
Santana, SS
Gooden, P

1991

Coleman, CF
Jefferies, 3B
Magadan, 1B
Brooks, RF
Johnson, SS
McReynolds, LF
Herr, 2B
O'Brien, C
Gooden, P

1997

L. Johnson, CF
Olerud, 1B
Gilkey, LF
Hundley, C
Huskey, 3B
Baerga, 2B
Everett, RF
Ordoñez, SS
Harnisch, P

1998

McRae, CF
Alfonzo, 3B
Gilkey, LF
Olerud, 1B
Baerga, 2B
Huskey, RF
Spehr, C
Ordoñez, SS
B. Jones, P

1999

Henderson, LF
Alfonzo, 2B
Olerud, 1B
Piazza, C
Bonilla, RF
Ventura, 3B
McRae, CF
Ordoñez, SS
Leiter, P

2000

Henderson, LF
Hamilton, CF
Alfonzo, 2B
Piazza, C
Ventura, 3B
Bell, RF
Zeile, 1B
Ordoñez, SS
Hampton, P

2001

Agbayani, LF
Alfonzo, 2B
Ventura, 3B
Piazza, C
Zeile, 1B
Payton, CF
Hamilton, RF
Ordoñez, SS
Leiter, P

2002

Cedeño, LF
Alomar, 2B
Vaughn, 1B
Piazza, C
Alfonzo, 3B
Burnitz, RF
Payton, CF
Ordoñez, SS
Leiter, P

2003

Cedeño, CF
Alomar, 2B
Floyd, LF
Piazza, C
Vaughn, 1B
Wigginton, 3B
Burnitz, RF
Sanchez, SS
Glavine, P

2004

Matsui, SS
Gutierrez, 2B
Floyd, LF
Piazza, C
Cameron, CF
Phillips, 1B
K. Garcia, RF
Wigginton, 3B
Glavine, P

2005

Reyes, SS
Matsui, 2B
Beltran, CF
Piazza, C
Floyd, LF
Mientkiewicz, 1B
Wright, 3B
Valent, RF
Martinez, P

2006

Reyes, SS
Lo Duca, C
Beltran, CF
Delgado, 1B
Wright, 3B
Floyd, LF
Nady, RF
Hernandez, 2B
Glavine, P

2007

Reyes, SS
Lo Duca, C
Beltran, CF
Delgado, 1B
Wright, 3B
Alou, LF
Green, RF
Valentin, 2B
Glavine, P

2008

Reyes, SS
Castillo, 2B
Wright, 3B
Beltran, CF
Delgado, 1B
Pagan, LF
Church, RF
Schneider, C
Santana, P

2009

Reyes, SS
Murphy, LF
Wright, 3B
Delgado, 1B
Beltran, CF
Church, RF
Schneider, C
Castillo, 2B
Santana, P

2010

Cora, SS
Castillo, 2B
Wright, 3B
Jacobs, 1B
Bay, LF
Matthews, Jr, CF
Francoeur, RF
Barajas, C
Santana, P

2011

Reyes, SS
Harris, LF
Wright, 3B
Beltran, RF
Pagan, CF
Davis, 1B
Emaus, 2B
Thole, C
Pelfrey, P

2012

Torres, CF
Murphy, 2B
Wright, 3B
Davis, 1B
Bay, LF
Duda, RF
Thole, C
Tejada, SS
Santana, P

HIT FOR THE CYCLE**NEW YORK METS**

PLAYER	OPPONENT	DATE	AT-BATS
Jim Hickman	vs. St. Louis	8/7/63	1B, 2B, 3B, HR, FO
Tommie Agee	vs. St. Louis	7/6/70	FO, 1B, HR, 2B, 3B
Mike Phillips	at Chicago	6/25/76	K, 2B, 3B, HR, 1B
Keith Hernandez	7/4/85 (19 innings)		2B, LO, 3B, FO, HR, FO, 1B, BB, CO, FO, CO
Kevin McReynolds	at St. Louis	8/1/89	2B, CO, HR, 1B, 3B
Alex Ochoa	at Philadelphia	7/3/96	1B, 3B, 2B, HR, 2B
John Olerud	vs. Montreal	9/11/97	2B, 1B, FO, HR, 3B
Eric Valent	at Montreal	7/29/04	1B, 2B, HR, 3B, BB
Jose Reyes	vs. Cincinnati	7/21/06	HR, 2B, 3B, K, 1B
Scott Hairston	at Colorado	4/27/12	1B, HR, 3B, 2B, K

OPPONENTS

PLAYER	OPPONENT	DATE	AT-BATS
Wes Parker	vs. Los Angeles	5/7/70	2B, CO, HR, 1B, 3B
Ray Lankford	at St. Louis	9/15/91	2B, 1B, 3B, HR
Vladimir Guerrero	at Montreal	9/14/03	2B, 1B, 3B, HR





OPENING DAY ATTENDANCE

1962—12,447	1975—18,527*	1988—48,719	2001—53,640
1963—25,849	1976—15,963*	1989—38,539*	2002—53,734*
1964—48,736	1977—23,907	1990—47,919*	2003—53,586*
1965—37,999*	1978—11,736*	1991—49,276*	2004—53,666
1966—52,812*	1979—10,406	1992—47,218	2005—53,663*
1967—31,510*	1980—12,219*	1993—53,134*	2006—54,371*
1968—52,079	1981—15,205	1994—42,467	2007—56,227
1969—44,541*	1982—40,845	1995—26,604	2008—56,350
1970—41,679	1983—48,682*	1996—42,060*	2009—41,007
1971—26,062*	1984—46,637	1997—21,981	2010—41,245
1972—15,893*	1985—46,781*	1998—48,142*	2011—41,075
1973—27,326*	1986—47,752	1999—52,052	2012—42,080*
1974—17,154	1987—46,102*	2000—52,308	

* season opener



YEAR-BY-YEAR ATTENDANCE

YEAR	HOME	ROAD	TOTAL	YEAR	HOME	ROAD	TOTAL
1962	922,530	876,780	1,799,310	1988	3,047,724	2,553,582	5,601,306
1963	1,080,108	829,093	1,909,201	1989	2,918,710	2,498,323	5,417,033
1964	1,732,597	814,952	2,547,549	1990	2,732,745	2,355,140	5,087,885
1965	1,768,389	1,075,431	2,843,820	1991	2,284,484	2,143,423	4,427,907
1966	1,932,693	1,177,525	3,110,218	1992	1,779,534	2,120,154	3,899,688
1967	1,565,492	936,045	2,501,537	1993	1,873,183	2,660,514	4,533,697
1968	1,781,657	883,566	2,665,223	1994*	1,151,471	1,821,608	2,973,079
1969	2,175,373	1,197,206	3,372,579	1995*	1,273,183	1,827,204	3,100,387
1970	2,697,479	1,668,911	4,366,390	1996	1,588,323	2,057,456	3,645,779
1971	2,266,680	1,525,182	3,791,862	1997	1,766,174	2,382,838	4,149,012
1972	2,134,185	1,502,815	3,637,000	1998	2,287,942	2,169,244	4,457,186
1973	1,912,390	1,322,594	3,234,984	1999	2,725,920	2,600,156	5,326,076
1974	1,722,209	1,350,613	3,072,822	2000	2,800,221	2,575,263	5,375,484
1975	1,730,566	1,290,026	3,020,592	2001	2,658,279	2,426,433	5,084,712
1976	1,468,754	1,391,917	2,860,671	2002	2,804,838	2,156,037	4,960,875
1977	1,066,825	1,471,030	2,537,855	2003	2,187,291	2,291,237	4,478,528
1978	1,007,328	1,440,082	2,447,410	2004	2,318,321	2,406,142	4,724,463
1979	788,905	1,558,135	2,347,040	2005	2,829,931	2,836,304	5,666,235
1980	1,178,659	1,546,529	2,725,188	2006	3,379,535	2,725,074	6,104,609
1981*	701,910	1,014,139	1,716,049	2007	3,853,949	2,906,939	6,760,888
1982	1,320,055	1,624,181	2,944,236	2008	4,042,043	2,911,471	6,953,514
1983	1,103,808	1,635,971	2,739,779	2009	3,154,262	2,576,606	5,730,868
1984	1,829,482	1,769,850	3,599,332	2010	2,559,738	2,374,853	4,934,591
1985	2,751,437	2,002,430	4,753,867	2011	2,352,596	2,646,396	4,998,992
1986	2,762,417	2,180,166	4,942,583	2012	2,242,803	2,751,369	4,974,172
1987	3,027,121	2,323,808	5,350,929				
TOTALS					107,042,249	97,162,843	204,177,992



ATTENDANCE RECORDS

REGULAR SEASON	PAID	OPPONENT	DATE
WEEKDAY GAME	56,350	Philadelphia	April 8, 2008
WEEKNIGHT GAME	56,658	San Francisco	May 13, 1966
SATURDAY AFTERNOON	56,227	Yankees	May 19, 2007
SATURDAY NIGHT	55,085	Colorado	August 19, 2006
SUNDAY AFTERNOON	56,738	Los Angeles (NL)	June 23, 1968
SUNDAY NIGHT	56,438	Yankees	May 20, 2007
DOUBLEHEADER	57,175	Los Angeles (NL)	June 13, 1965
TWI-NIGHT	52,320	St. Louis	August 21, 1998
HOLIDAY DOUBLEHEADER*	54,360	Los Angeles (NL)	May 30, 1962
HOLIDAY SINGLE	55,437	Yankees	July 4, 2004
3-DATE SERIES	168,912	Yankees	May 18-20, 2007
4-DATE SERIES	208,853	Los Angeles (NL)	May 29-June 1, 2008
1 WEEK (MON-SUN)	306,865		June 17-23, 1985
MOST PAID CROWDS OVER 50,000	47		2008
OPENING DAY	56,350	Philadelphia	April 8, 2008
SEASON	4,042,043		2008

* Polo Grounds Record

DIVISION SERIES	PAID	OPPONENT	DATE
GAME 2	57,029	Los Angeles (NL)	October 5, 2006

CHAMPIONSHIP SERIES	PAID	OPPONENT	DATE
GAME 7	56,357	St. Louis	October 19, 2006

WORLD SERIES	PAID	OPPONENT	DATE
GAME 5	57,397	Baltimore	October 16, 1969

ATTENDANCE HIGHS VS. OPPONENTS

OPPONENT	ATTENDANCE	DATE	TYPE GAME
ARIZONA	53,012	June 3, 2007	Sunday Day
ATLANTA	56,039	September 14, 2008	Sunday Day
BALTIMORE	52,320	June 17, 2006	Saturday Day
BOSTON	52,006	July 14, 2001	Saturday Day
CHICAGO (NL)	54,416	September 24, 2008	Wednesday Night
CINCINNATI	55,391	July 27, 1969	Sunday Day
CLEVELAND	29,512	June 16, 2004	Wednesday Day
COLORADO	55,085	August 19, 2006	Saturday Night
DETROIT	39,446	June 20, 2004	Sunday Day
HOUSTON	54,424	May 30, 1970	Saturday Day
KANSAS CITY	44,790	June 22, 2002	Saturday, Night
LOS ANGELES (NL)	57,175	June 13, 1965	Sunday DH
LOS ANGELES (AL)	43,582	June 12, 2005	Sunday Day
NEW YORK YANKEES	56,438	May 20, 2007	Sunday Night
MIAMI	56,059	September 28, 2008	Final Game at Shea
MILWAUKEE	55,830	April 15, 2006	Saturday Day
MINNESOTA	44,517	June 20, 2007	Wednesday Night
MONTREAL	53,968	July 11, 1970	Saturday Night
PHILADELPHIA	57,011	July 14, 1968	Sunday DH
PITTSBURGH	55,901	Sept. 21, 1969	Sunday DH
ST. LOUIS	55,862	June 22, 1969	Sunday DH
SAN DIEGO	52,308	April 3, 2000	Opening Day
SAN FRANCISCO	57,037	May 31, 1964	Sunday DH
SEATTLE	52,154	June 25, 2008	Wednesday Night
TAMPA BAY	46,610	June 4, 2000	Sunday Night
TEXAS	55,438	June 15, 2008	Sunday DH
TORONTO	34,203	July 16, 2001	Monday Night
WASHINGTON	54,371	April 3, 2006	Opening Day





ATTENDANCE RECORDS

TOP 10 REGULAR SEASON CROWDS AT THE POLO GROUNDS

ATTENDANCE	OPPONENT	DATE
55,704	Los Angeles (NL)	May 30, 1962
53,880	San Francisco	May 5, 1963
49,431	San Francisco	May 3, 1963
46,184	Los Angeles (NL)	August 18, 1963
43,742	San Francisco	June 1, 1962
41,001	San Francisco	June 2, 1962
39,741	Los Angeles (NL)	August 24, 1962
37,253	Los Angeles (NL)	July 14, 1962
37,170	Chicago (NL)	May 30, 1963
35,463	San Francisco	July 15, 1962

TOP 10 REGULAR SEASON AT SHEA STADIUM

ATTENDANCE	OPPONENT	DATE	TYPE GAME
57,175	Los Angeles (NL)	June 13, 1965	Sunday DH
57,037	San Francisco	May 31, 1964	Sunday DH
57,011	Philadelphia	July 14, 1968	Sunday DH
56,738	Los Angeles (NL)	June 23, 1968	Sunday Day
56,658	San Francisco	May 13, 1966	Friday Night
56,438	Yankees	May 20, 2007	Sunday Night
56,350	Philadelphia	April 8, 2008	Opening Day
56,337	Yankees	May 18, 2007	Friday Night
56,332	Los Angeles (NL)	June 5, 1966	Sunday DH
56,308	Yankees	June 27, 2008	Friday Night

TOP 10 REGULAR SEASON AT CITI FIELD

ATTENDANCE	OPPONENT	DATE	TYPE GAME
42,516	Phillies	July 3, 2012	Tuesday Night
42,364	Yankees	June 24, 2012	Sunday Night
42,122	Yankees	June 23, 2012	Saturday Night
42,080	Braves	April 5, 2012	Opening Day
42,042	Yankees	July 2, 2011	Saturday Afternoon
42,020	Yankees	July 1, 2011	Friday Night
41,513	Yankees	July 3, 2011	Sunday Afternoon
41,422	Yankees	May 23, 2010	Sunday Night
41,382	Yankees	May 21, 2010	Friday Night
41,343	Yankees	May 22, 2010	Saturday Day

OCTOBER 16, 1960: Owners for the eight National League teams meet in Chicago and unanimously pass a resolution to expand the NL to 10 teams, with the newest franchises being placed in Houston and New York.

MARCH 14, 1961: George Weiss becomes the New York Mets first club president.

SEPTEMBER 29, 1961: Casey Stengel is hired to be the team's first manager.

OCTOBER 10, 1961: The National League expansion draft is held in Cincinnati, with the Mets selecting catcher Hobie Landrith with their first pick. By the end of the draft, New York has 22 players.

APRIL 10, 1962: The Mets' first regular-season game is rained out in St. Louis.

APRIL 11, 1962: The Mets lose the franchise's inaugural regular-season game, an 11-4 defeat at St. Louis. Roger Craig takes the loss, while Gil Hodges hits the first home run in team history.

APRIL 13, 1962: With snow flurries falling, the Mets play their first-ever home game at the Polo Grounds, losing, 4-3, to Pittsburgh. Attendance for the game is listed as 12,447.

APRIL 23, 1962: After starting the season 0-9, the Mets win their first game with a 9-1 victory at Pittsburgh. Jay Hook throws a complete game five-hitter.

APRIL 28, 1962: The Mets score six times in the sixth inning and Roger Craig pitches 3.0 innings of scoreless relief as New York beats Philadelphia, 8-6, to win for the first time at the Polo Grounds.

MAY 9, 1962: Marv Throneberry is acquired from Baltimore in exchange for Hobie Landrith and cash.

MAY 30, 1962: The Dodgers return to New York for the first time and sweep a doubleheader from the Mets in front of 54,360 fans, the NL's largest crowd of the year. The Mets turn their first-ever triple play in the sixth inning of Game Two.

JUNE 8, 1962: Jay Hook and the Mets stop a franchise-record 17-game losing streak with a 4-3, win over the Cubs in the first game of a doubleheader. Hook limits the Cubs to three runs over 8.0 innings to end the skid that started on May 21st at Houston.

JUNE 30, 1962: Sandy Koufax no-hits the Mets in a 5-0 win at Los Angeles. Koufax strikes out 13 and walks five.

SEPTEMBER 30, 1962: Frank Thomas hits his 34th home run of the season to set a club record that stands until 1975.

JUNE 20, 1963: Using a five-run third inning, the Mets cruise to a 6-2 victory over the Yankees in the first Met-Yankee Mayor's Trophy Game at Yankee Stadium.

JULY 30, 1963: The Mets end a modern-day major league record 22-game road losing streak with a 5-1 win at Los Angeles.

AUGUST 7, 1963: With a single in the first, a double in the second, a triple in the fourth and a home run in the sixth, Jim Hickman becomes the first Mets player to hit for the cycle, victimizing St. Louis at Sportsman Park. Hickman's natural cycle is still the only one in franchise history and one of 14 in the major league record books.

AUGUST 9, 1963: Jim Hickman hits a two-out, game-winning grand slam off Lindy McDaniel to give the Mets a 7-3 victory over the Cubs at the Polo Grounds and also end Roger Craig's then-franchise record 18-game losing streak.

APRIL 17, 1964: William A. Shea Municipal Stadium opens to a near-capacity crowd of 48,736 and a Mets loss, 4-3 to the Pirates. Future Hall of Famer Willie Stargell hits a solo shot in the second inning to plate the first run in the stadium's history, while Ron Hunt becomes the first Mets player to score in the fourth.

APRIL 19, 1964: The Mets win their first of 1,859 victories at Shea Stadium, beating the Pirates, 6-0, behind Al Jackson's six-hitter.

MAY 26, 1964: The Mets rout the Cubs, 19-1 at Wrigley Field. The 18-run win is still the largest margin of victory in team history.

MAY 31, 1964: The Mets and Giants play the longest doubleheader in history, combining for a total of 32 innings. The Giants complete the sweep with an 8-6 win in the 23-inning nightcap, despite a triple play by the Mets in the top of 14th.

JUNE 21, 1964: Jim Bunning pitches a perfect game against the Mets, striking out 10 in the 6-0 victory.

JULY 7, 1964: Shea plays host to its only All-Star Game and Ron Hunt becomes the first Mets player to make the All-Star team as the National League uses a four-run ninth inning to beat the American League, 7-4. Hunt starts at second base and finishes with one hit in three at-bats.

OCTOBER 4, 1964: With the NL pennant on the line for the Cardinals, the Mets drop the season finale, 11-5, at St. Louis. A Mets victory would have created a three-way tie between the Cardinals, the Reds and the Phillies.

NOVEMBER 17, 1964: The Mets sign catcher and future Hall of Famer Yogi Berra to a two-year contract.

NOVEMBER 23, 1964: The Mets get their second future Hall of Famer in less than a week when the team acquires lefthander Warren Spahn from Milwaukee.



The Mets being welcomed by New York City at City Hall in Manhattan.



HISTORY

APRIL 14, 1965: Ron Swoboda hits a pinch-hit home run in his second major league at-bat. The rookie would go on to finish the season with a team-high 19 home runs.

JUNE 14, 1965: Cincinnati's Jim Maloney no-hits the Mets for 10 innings, but loses, 1-0, when Johnny Lewis hits a home run in the 11th inning.

JULY 24, 1965: In what turns out to be Casey Stengel's last game as a major league manager, the Mets lose, 5-1, to the Phillies. That night, Stengel breaks his hip in a fall after the annual Old Timers Dinner and finishes his career with 1,905 victories.

JULY 26, 1965: Wes Westrum is named interim manager. The Mets had actually won Westrum's first game as manager the previous day, when the club beat Philadelphia, 8-1, in the opener of a doubleheader.

AUGUST 26, 1965: Tug McGraw allows two runs in 7.2 innings and the Mets beat the Dodgers and Sandy Koufax, 5-2. It is the first time in 14 career games that the Mets beat the future Hall of Famer. Koufax had been 13-0 against the Mets prior to the loss.

SEPTEMBER 3, 1965: Jim Hickman hits three home runs in a game, becoming the first player to do so in club history. His record has been matched seven other times.

OCTOBER 19, 1965: The Mets acquire catcher Jerry Grote from Houston for a player to be named later.

FEBRUARY 24, 1966: USC righthander Tom Seaver and Atlanta agree to a \$50,000 contract, violating a major league rule prohibiting college players from signing with a pro team after the start of the collegiate season.

MARCH 2, 1966: Major League Baseball Commissioner William Eckert voids Tom Seaver's contract with Atlanta.

APRIL 2, 1966: The Mets are awarded negotiating rights with Tom Seaver after they, along with Philadelphia and Cleveland, match Atlanta's original offer of \$50,000. But it's the Mets' slip of paper that MLB Commissioner William Eckert picks out of a hat, thus giving the Mets a chance to sign the former number one pick.

APRIL 3, 1966: Tom Seaver and the Mets agree to a contract and the righthander is assigned to Jacksonville of the International League.

APRIL 17, 1966: The Mets score three times in the last two innings to beat the Braves, 5-4, at Shea. The Mets are 2-1 on the year, marking the first time in franchise history the team is above .500.

OCTOBER 2, 1966: The Mets drop a doubleheader at home against Houston, but finish out of last place in the National League for the first time in their history.

NOVEMBER 14, 1966: Bing Devine takes over for George Weiss as team president and General Manager.

NOVEMBER 29, 1966: The Mets acquire Tommy Davis for Jim Hickman and Ron Hunt. Hickman was the last member of the team's original 22-player expansion draft class.

APRIL 13, 1967: Tom Seaver makes his major league debut, recording a no-decision in a 3-2 win over Pittsburgh.

SEPTEMBER 21, 1967: Wes Westrum resigns as manager and is replaced by coach Salty Parker.

OCTOBER 11, 1967: Gil Hodges is hired as the fourth manager in club history.

NOVEMBER 20, 1967: Tom Seaver wins the NL Rookie of the Year award, the first Mets player to win a major postseason award. Seaver finished his initial season 16-13 with a 2.76 ERA.

DECEMBER 15, 1967: Tommy Davis and Jack Fisher headline a package sent to Chicago (AL) in exchange for Tommie Agee and Al Weis.

DECEMBER 27, 1967: Johnny Murphy becomes the third General Manager in franchise history when he replaces Bing Devine.

APRIL 14, 1968: Rookie Nolan Ryan shuts out Houston over 6.2 innings to earn his first big league win, 4-0.

APRIL 15, 1968: The Mets play what is now the second longest game in club history, losing a 24-inning marathon in Houston, 1-0.

APRIL 17, 1968: Jerry Koosman throws his second consecutive shutout and strikes out 10 as the Mets win their first-ever home opener, 3-0 over San Francisco.

MAY 14, 1968: Nolan Ryan breaks the franchise mark with 14 strikeouts at home against Cincinnati.

JUNE 10, 1969: The Mets win their 11th straight to set a club record. The streak began on May 28th at home against San Diego.

JUNE 15, 1969: The Mets send a package of four players to Montreal for Donn Clendenon.

JULY 9, 1969: Tom Seaver retires the first 25 Cubs he faces before Jimmy Qualls lines a clean single to left-centerfield. Seaver gets two more outs to finish with a one-hitter and a 4-0 victory.


AUGUST 13, 1969: After an 8-2 loss at Houston, the Mets are 10 games back of the front running Cubs for first place in the NL East.

SEPTEMBER 9, 1969: A black cat emerges in front of the visiting Cubs dugout at Shea. The good luck feline stares directly into the Cubs dugout and helps lift the Mets to a 7-1 win.

SEPTEMBER 10, 1969: After a doubleheader sweep of the Cubs, the Mets move into sole possession of first place for the first time in their history.

SEPTEMBER 15, 1969: Ron Swoboda hits two home runs off Steve Carlton to help the Mets beat the Cardinals, 4-3, in a game that Carlton sets a modern major league record with 19 strikeouts.

SEPTEMBER 24, 1969: Donn Clendenon hits two home runs to back Gary Gentry's four-hitter and the Mets clinch the NL East with a 6-0 win over St. Louis.



The infamous "black cat" that brought the Mets good luck during the 1969 pennant chase.

SEPTEMBER 30, 1969: The Mets finish the season 100-62, winners of 38 of their final 49 games.

OCTOBER 6, 1969: Home runs from Tommie Agee, Ken Boswell and Wayne Garrett help the Mets finish a sweep of Atlanta in the National League Championship Series.

OCTOBER 14, 1969: The Mets host their first-ever World Series game at Shea. The Mets beat the Baltimore Orioles, 5-0, in Game Three to take a two games to one series lead. Tommie Agee hits a leadoff home run and makes two spectacular catches in the field.

OCTOBER 16, 1969: Jerry Koosman throws a five-hitter and the Mets beat Baltimore, 5-3, at Shea to finish off the Orioles four-games-to-one and win their first-ever World Series.

OCTOBER 29, 1969: Tom Seaver is named the NL Cy Young for the first time in his career. He finished the season 25-7 with a 2.21 ERA.

JANUARY 14, 1970: General Manager Johnny Murphy passes away after suffering a heart attack. Five days later, Bob Scheffing is named General Manager.

APRIL 22, 1970: Tom Seaver ties the modern major league record with 19 strikeouts, including 10 in a row to finish the game, in a 2-1 win over San Diego at Shea.

AUGUST 7, 1971: The Mets set a then-club record with 20 runs against Atlanta.

DECEMBER 10, 1971: The Mets trade Nolan Ryan and three others to California for Jim Fregosi.

APRIL 2, 1972: Gil Hodges suffers a fatal heart attack.

APRIL 6, 1972: The Mets announce two moves: Yogi Berra has been named the manager and the club has acquired Rusty Staub from Montreal.

MAY 11, 1972: The Mets acquire Willie Mays from San Francisco.

AUGUST 5, 1973: After a doubleheader sweep by St. Louis, the Mets are 11.5 games out of first place with 54 games left to play.

AUGUST 17, 1973: Willie Mays hits the 660th and last home run of his illustrious career off Cincinnati's Don Gullett at Shea Stadium.

SEPTEMBER 20, 1973: Using the memorable "Ball-on-the-Wall" play in which a shot to leftfield caromed directly into Cleon Jones' hand and helped the Mets cut down the potential game-winning run at home plate, the Mets pull within a half game of first place after a 4-3 victory against Pittsburgh.

OCTOBER 1, 1973: With a 6-4 win at Wrigley Field, their 29th in their last 43 games, the Mets clinch their second NL East title.

OCTOBER 8, 1973: Bud Harrelson and Pete Rose spark a bench-clearing brawl in Game Three of the NLCS at Shea. The spirited Mets beat the Reds 9-2.

OCTOBER 10, 1973: The Mets clinch their second National League pennant with a 7-2 win over Cincinnati in a decisive Game Five.

OCTOBER 21, 1973: Oakland wins Game Seven to deny to the Mets their second World Series title.

OCTOBER 1, 1974: Joe McDonald replaces Bob Scheffing as the General Manager.

AUGUST 6, 1975: Yogi Berra is dismissed as manager and coach Roy McMillan is named interim skipper.

OCTOBER 3, 1975: Joe Frazier takes over as the team's manager.

NOVEMBER 12, 1975: Tom Seaver wins his third NL Cy Young Award after finishing the season 22-9 with a 2.38 ERA and 243 strikeouts.

MAY 31, 1977: Joe Torre is named player-manager and the team beats Montreal, 6-2, at Shea in his debut. He removes himself from the active roster on June 18th.

JUNE 15, 1977: Tom Seaver is traded to Cincinnati in exchange for four players.

JANUARY 24, 1980: The Mets are sold to a group headed by Doubleday & Co.

FEBRUARY 21, 1980: Frank Cashen is named the club's new General Manager.

OCTOBER 20, 1980: Sixteen days after an announcement that Joe Torre would not return as manager, George Bamberger is introduced as the new skipper.

MAY 6, 1983: Rookie Darryl Strawberry makes his major league debut, batting third and playing rightfield at home against Cincinnati. He is named the Rookie of the Year in the off-season, becoming the third Mets player to win the award.

JUNE 3, 1983: Manager George Bamberger resigns and is replaced by Frank Howard.

JUNE 15, 1983: The Mets acquire Keith Hernandez from St. Louis for Neil Allen and Rick Ownbey.

OCTOBER 13, 1983: Davey Johnson takes over as the club's manager.

APRIL 7, 1984: Nineteen-year-old Dwight Gooden goes 5.0 innings and strikes out five Astros to win his major league debut in Houston, 3-2. Gooden finishes the season with a major league rookie record 276 strikeouts. The righthander also becomes the second straight Mets player to win the NL Rookie of the Year award when he is given the honor in the off-season.

JULY 10, 1984: The Mets have a franchise record four players on the National League's roster for the All-Star Game in San Francisco. Dwight Gooden strikes out the side in the fifth to help the NL to a 3-1 win over the AL.

DECEMBER 12, 1984: The Mets acquire Gary Carter in exchange for infielder Hubie Brooks, catcher Mike Fitzgerald, outfielder Herm Winningham and pitcher Floyd Youmans.



The Mets acquired one of the all-time baseball greats, Willie Mays, on May 11, 1972.



OCTOBER 2, 1985: Dwight Gooden beats St. Louis, 5-2, on the road for his 24th win of the season. The 10-strikeout complete game caps a spectacular season for "Dr. K" in which the 20-year-old finishes with a league best in ERA (1.53), wins, innings (276.2), strikeouts (268) and complete games (16). In the off-season, he becomes the youngest player to win the NL Cy Young award.

SEPTEMBER 17, 1986: A 4-2 win over Chicago (NL) at Shea clinches the NL East for the Mets. It is the earliest calendar clinching date in NL East history.

OCTOBER 5, 1986: In the season finale, the Mets beat Pittsburgh, 9-0, at Shea for their 108th victory of the year. The team sets franchise records for wins, home wins (55), road wins (53), home runs (148), batting average (.263) and attendance (2,762,417).

OCTOBER 11, 1986: Lenny Dykstra's two-run walkoff home run in the ninth inning lifts the Mets to a 6-5 win in Game Three of the NLCS vs. Houston.

OCTOBER 15, 1986: The Mets clinch the third National League pennant in club history when they score three times in the 16th inning of Game Six and beat Houston, 7-6.

OCTOBER 25, 1986: Bill Buckner's error allows Ray Knight to score Game Six's game-winning run in the bottom of the 10th inning and tie the World Series at three games apiece.

OCTOBER 27, 1986: Jesse Orosco strikes out Marty Barrett swinging to save an 8-5 win in Game Seven over Boston and give the Mets their second World Series title.

JULY 7, 1987: The Mets sweep a doubleheader in Atlanta to make Davey Johnson the winningest manager in club history, surpassing Gil Hodges' 339 victories.

SEPTEMBER 22, 1988: Ron Darling throws a six-hitter and the Mets beat the Phillies, 3-1, to clinch the NL East for the fourth time in franchise history.

OCTOBER 9, 1988: Mike Scioscia hits a two-run home run in the top of the ninth inning to send Game Four of the NLCS into extra innings, where the Dodgers win and deny the Mets a three-to-one series lead. The Dodgers go on to win the pennant in seven games.

MAY 26, 1990: The Mets beat San Diego, 11-0 in what turns out to be Davey Johnson's last win as a Mets manager. His 595 victories are a club record.

MAY 29, 1990: Bud Harrelson replaces Davey Johnson to become the 12th manager in club history.

SEPTEMBER 27, 1991: Al Harazin takes over for Frank Cashen as the team's General Manager.

SEPTEMBER 30, 1991: Mike Cubbage is named the interim manager after Bud Harrelson is dismissed.

OCTOBER 6, 1991: Howard Johnson drives in his 117th run of the season in a 7-0 win at Philadelphia to finish with the league lead and set a franchise record.

OCTOBER 11, 1991: Jeff Torborg signs a four-year contract to manage the team.

DECEMBER 2, 1991: Bobby Bonilla and the Mets agree to terms on a five-year contract.

MAY 19, 1993: Dallas Green becomes the 15th manager in club history after Jeff Torborg resigns.

JUNE 22, 1993: Al Harazin resigns his position of General Manager and Joe McIlvaine becomes Executive VP of Baseball Operations on July 8th.

AUGUST 26, 1996: Bobby Valentine succeeds Dallas Green as manager.

SEPTEMBER 14, 1996: Todd Hundley hits his 41st home run of the season in a 6-5 win at home against Atlanta to set a major league record for home runs in a season by a catcher.

JUNE 16, 1997: Dave Mlicki throws his first career complete game to help the Mets to a 6-0 win over the Yankees at Yankee Stadium in the first ever regular-season game between the clubs.

JULY 16, 1997: Steve Phillips is named the club's new General Manager.

MAY 23, 1998: The Mets acquire Mike Piazza from Florida in exchange for Preston Wilson, Ed Yarnell and Geoff Goetz.

OCTOBER 4, 1999: In a one-game playoff at Cincinnati with the National League Wild Card on the line, Al Leiter throws a two-hitter and the Mets beat the Reds, 5-0. The win sends the Mets to their fifth postseason appearance in team history.

OCTOBER 9, 1999: Todd Pratt hits a 10th-inning solo home run just over the leaping try of centerfielder Steve Finley and the Mets beat Arizona, 4-3, in Game Four to close out the NLDS.

OCTOBER 17, 1999: Robin Ventura hits a game-ending, bases-loaded home run in the 15th inning that goes in the record books as a single to help the Mets to a 4-3 win over Atlanta and a three-to-two series deficit in the NLCS.

OCTOBER 19, 1999: New York climbs back from a 5-0 first inning deficit in Game Six of the NLCS to take leads of 8-7 and 9-8, but loses 10-9 in 11 innings to fall four games-to-two to the Braves.

DECEMBER 23, 1999: The Mets acquire lefthanded pitcher Mike Hampton and Derek Bell from Houston for a package of three players.

MARCH 30, 2000: The Mets finish a historic two-game, season-opening set in Japan against Chicago with a 5-1 victory after Benny Agbayani hits a pinch-hit grand slam in the 11th inning.

JUNE 30, 2000: The Mets score a franchise-record 10 runs in the eighth inning, highlighted by Mike Piazza's three-run home run as New York tops the Braves, 11-8.



Perhaps the most famous play in Mets history, Mookie Wilson's roller up the first base line plates Ray Knight with the game-winning run in the bottom of the 10th inning in Game Six of the 1986 World Series. The win evened the series and forced Game Seven.

JULY 8, 2000: The Yankees sweep the Mets in a split-stadium doubleheader. It is the first time that two teams play two games in two different ballparks in one day in 97 years.

OCTOBER 8, 2000: Bobby J. Jones throws a one-hitter to help the Mets beat the Giants, 4-0, and clinch the National League Divisional Series three games-to-one.

OCTOBER 16, 2000: Mike Hampton earns his second win of the National League Championship Series, beating the Cardinals, 7-0 to clinch the NLCS MVP and send the Mets to their fourth World Series.

OCTOBER 26, 2000: The Yankees beat the Mets, 4-2, in Game Five of the World Series to clinch the title, four-games-to-one.

SEPTEMBER 21, 2001: In New York City's first sporting event after the tragic events of September 11th, Mike Piazza hits a two-run home run in the eighth inning to lift the Mets past the Braves, 3-2.

AUGUST 24, 2002: Fred Wilpon becomes the sole owner of the Mets, completing his purchase of Nelson Doubleday's half of the team.

OCTOBER 28, 2002: Art Howe is named the 17th manager in team history 27 days after his predecessor Bobby Valentine is fired.

JUNE 10, 2003: Jose Reyes makes his major league debut, going 2-4 with a double in a 9-7 loss at Texas.

SEPTEMBER 25, 2003: Hall of Fame radio announcer Bob Murphy calls his last game after 42 years, a 3-1 Mets loss at home to Pittsburgh.

MAY 5, 2004: Mike Piazza becomes the all-time home run leader as catcher with his 352nd at home against San Francisco.

JULY 21, 2004: David Wright makes his major league debut, hitting seventh and starting at third base in a 5-4 win over Montreal.

SEPTEMBER 30, 2004: Omar Minaya is named Executive Vice President and General Manager.

NOVEMBER 4, 2004: Willie Randolph is hired as the 18th manager in team history.

DECEMBER 16, 2004: The Mets and Pedro Martinez agree to terms on a four-year contract.

JULY 11, 2006: The Mets send a team-record six players to the All-Star Game in Pittsburgh. David Wright hits a home run to get the National League on the board in the second, but the AL pulls out a 3-2 win.

SEPTEMBER 18, 2006: Jose Valentin hits two home runs and the Mets blank the Marlins, 4-0, to clinch their first NL East title since 1988.

SEPTEMBER 28, 2006: Carlos Beltran hits his 41st home run of the season to tie the franchise record, originally set by Todd Hundley in 1996.

OCTOBER 7, 2006: Using a three-run first inning to set the tone, the Mets complete a three-game, NLDS sweep of Los Angeles with a 9-5 victory in Game Three.

OCTOBER 19, 2006: Despite a spectacular leaping grab by Endy Chavez in leftfield to rob Scott Rolen of a sixth-inning home run, the Mets fall to the Cardinals, 3-1, in Game Seven of the NLCS.

SEPTEMBER 30, 2007: The Marlins score seven first-inning runs to beat the Mets, 8-1, in the season finale and deny the Mets a second straight postseason berth.

FEBRUARY 2, 2008: The Mets acquire Johan Santana from the Twins in exchange for a package of four players.

JUNE 17, 2008: Willie Randolph is replaced by Jerry Manuel, who becomes the 19th manager in franchise history.

SEPTEMBER 28, 2008: The Marlins beat the Mets, 4-2, in Shea Stadium's final game and again deny the Mets a postseason berth.

APRIL 13, 2009: Citi Field opens its doors for the Mets' first game in their new home, but the Padres spoil the historic night with a 6-5 win.

APRIL 17, 2009: Gary Sheffield becomes the first player to hit his 500th home run in a Mets uniform when he goes deep off Milwaukee's Mitch Stetter in a 5-4 win at Citi Field.

AUGUST 23, 2009: Eric Bruntlett turns an unassisted triple play on a Jeff Francoeur line drive to end the Phillies' 9-7 win over the Mets at Citi Field. It was the second unassisted triple play to end a game in major league history.

APRIL 17, 2010: The Mets beat the Cardinals, 2-1, in 20 innings at Busch Stadium in St. Louis. It marks the team's fourth longest contest by innings and the first time the team won a game lasting 20 innings or longer.

MAY 7, 2010: Rod Barajas hits the first walk-off home run in Citi Field history in the bottom of the ninth inning, lifting the Mets to a 6-5 win over the Giants.

JUNE 10, 2010: Jonathon Niese tosses a one-hitter, retiring the final 21 straight batters, to beat the Padres, 3-0. Niese joins Tom Seaver as the only Mets pitcher to finish a game one batter from perfection. Chris Denorfia doubled in the third inning for the lone San Diego hit.


OCTOBER 4, 2010: The Mets relieve Omar Minaya of his duties as Executive Vice President of Baseball Operations and General Manager. The club also announces that they decline to pick up manager Jerry Manuel's 2011 option.

OCTOBER 29, 2010: The Mets hire Sandy Alderson as the 12th General Manager in team history.

NOVEMBER 23, 2010: The club introduces Terry Collins as the 20th manager in franchise history.

JUNE 28, 2011: The Mets hit two grand slams (Jason Bay, Carlos Beltran) in the same game for the second time in team history in a 14-3 win.

AUGUST 15, 2011: Jason Isringhausen notches his 300th save in a 5-4, 10-inning win at San Diego.



Mets legends Tom Seaver and Mike Piazza after throwing out the ceremonial first pitch at the Mets first regular season game at Citi Field.



HISTORY

SEPTEMBER 28, 2011: Jose Reyes goes 1-1 with a bunt single to finish with a .337 batting average. Reyes becomes the first Met to ever win the batting title.


APRIL 26, 2012: David Wright hits a two-run home run off Mark Buehrle at Citi Field to record his 734th and 735th career RBI, passing Darryl Strawberry on the club's all-time list

JUNE 1, 2012: Johan Santana throws the first no-hitter in team history beating St. Louis, 8-0, at Citi Field...Santana strikes out David Freese for the final out.

JULY 28, 2012: Ike Davis hits three solo home runs off Arizona's Ian Kennedy to become the ninth Met in team history to hit three home runs in a game.

SEPTEMBER 26, 2012: David Wright singles off Pittsburgh's Jeff Locke for his 1,419th career hit, breaking Ed Kranepool's team record of 1,418 hits.

SEPTEMBER 27, 2012: R.A. Dickey beats the Pirates, 6-5, for his 20th win of the season...Dickey worked 7.2 innings and allowed three earned runs to become the sixth Mets pitcher to reach the 20-win plateau.



Johan Santana pitches the first no-hitter in Mets history on June 1, 2012.

METS WINNING STREAKS/LOSING STREAKS

WINNING STREAKS (8 OR MORE GAMES)

GAMES	YEAR	DATES
11	1969	May 28-June 10
11	1972	May 12-May 21
11	1986	April 18-April 30
11	1990	June 17-June 29
10	1969	September 6-September 13
10	1976	June 23-July 4
10	1991	July 1-July 13
10	2008	July 5-July 17
9	1969	September 21-October 1
9	1985	July 2-July 10
9	1985	August 3-August 13
9	2000	April 16-April 25
9	1998	May 21-May 31
8	5 times	last, June 10-June 18, 2010

LOSING STREAKS (11 OR MORE GAMES)

GAMES	YEAR	DATES
17	1962	May 21-June 6
15	1963	June 28-July 14
	1982	August 15-August 31
13	1962	August 9-August 21
	1980	August 31-September 12
12	2002	August 10-August 23
11	1962	July 15-July 26
	1963	July 18-July 28
	1965	August 1-August 13
	1991	August 9-August 21, Game #1
	2004	August 28-September 8





ARIZONA DIAMONDBACKS

NL WEST
81-81 • THIRD PLACE

Chase Field

401 East Jefferson Street, Phoenix, AZ 85004
602-462-6500



CHASE FIELD

KIRK GIBSON

Manager

2012 OVERALL: 4-3


At Arizona: 2-2

At New York: 2-1

OVERALL: 54-52

At Arizona: 28-25

At New York: 26-27



★ METS ALL-TIME SERIES RESULTS VS. ARIZONA

YEAR	HOME	ROAD	TOTAL	YEAR	HOME	ROAD	TOTAL	YEAR	HOME	ROAD	TOTAL
1998	3-3	2-1	5-4	2003	1-2	1-2	2-4	2008	1-2	2-1	3-3
1999	0-3	2-4	2-7	2004	2-1	2-2	4-3	2009	1-3	1-2	2-5
2000	5-1	2-1	7-2	2005	2-1	4-0	6-1	2010	1-2	0-3	1-5
2001	2-1	1-2	3-3	2006	2-1	4-0	6-1	2011	3-0	0-3	3-3
2002	0-4	2-1	2-5	2007	1-2	3-1	4-3	2012	2-1	2-2	4-3

SERIES RECORDS

Longest Winning Streak, Mets:	8, 5/31/06-5/5/07
Longest Winning Streak, Diamondbacks:	5, 5/2/02-8/5/02
Largest Margin of Victory, Mets:	14, 8/24/05 (Mets 18, D-Backs 4 at Arizona)
Largest Margin of Victory, Diamondbacks:	13, 8/1/10 (D-Backs 14, Mets 1 at New York)
Most Runs Scored, Mets:	18, 8/24/05 (Mets 18, D-Backs 4 at Arizona)
Most Runs Scored, Diamondbacks:	14, twice, 8/1/10 (D-Backs 14, Mets 1 at New York)
Most Runs Scored by Both Teams:	22, 8/24/05 (Mets 18, D-Backs 4 at Arizona)
Longest Game, Innings:	14 innings, 7/21/10 (D-Backs 4, Mets 3 at Arizona)

SERIES SWEEPS

Last Three-Game Sweep, Mets	At New York: 4/22/11-4/24/11
Last Three-Game Sweep, Diamondbacks:	At Arizona: 8/12/11-8/14/11. At New York: 5/28/99-5/30/99
Last Four-Game Sweep, Mets	At Arizona: 6/8/06-6/11/06
Last Four-Game Sweep, Diamondbacks	At New York: 8/3/02-8/5/02



ATLANTA BRAVES


NL EAST

94-68 • SECOND PLACE • WILD CARD

Turner Field

755 Hank Aaron Drive, Atlanta, GA 30313

404-522-7630



TURNER FIELD

FREDI GONZALEZ

Manager

2012 OVERALL: 6-12

At Atlanta: 2-7

At New York: 4-5

OVERALL: 325-400-1

At Atlanta: 140-189

At New York: 185-180-1

At Milwaukee: 5-31



★ METS ALL-TIME SERIES RESULTS VS. ATLANTA

YEAR	HOME	ROAD	TOTAL	YEAR	HOME	ROAD	TOTAL	YEAR	HOME	ROAD	TOTAL
1962	3-6	3-6	6-12	1979	3-3	5-1	8-4	1996	4-3	2-4	6-7
1963	5-4	1-8	6-12	1980	5-1	4-2	9-3	1997	4-2	3-3	7-5
1964	3-6	1-8	4-14	1981	2-1	1-2	3-3	1998	3-3	0-6	3-9
1965	5-4	0-9	5-13	1982	1-5	2-4	3-9	1999	2-4	1-5	3-9
1966	2-7	2-7	4-14	1983	3-3	1-5	4-8	2000	4-3	2-4	6-7
1967	7-2	3-6	9-8	1984	3-3	5-1	8-4	2001	4-5	5-5	9-10
1968	2-7-1	4-5	6-12-1	1985	5-1	5-1	10-2	2002	4-6	3-6	7-12
1969	4-2	4-2	8-4	1986	5-1	3-3	8-4	2003	5-4	3-7	8-11
1970	4-2	2-4	6-6	1987	3-3	2-4	5-7	2004	5-5	2-7	7-12
1971	3-3	2-4	6-7	1988	3-3	5-1	8-4	2005	5-5	1-8	6-13
1972	3-3	2-4	5-7	1989	6-0	4-2	10-2	2006	5-4	6-3	11-7
1973	2-4	4-2	6-6	1990	5-1	3-3	8-4	2007	4-5	5-4	9-9
1974	3-3	1-5	4-8	1991	1-5	2-4	3-9	2008	6-3	1-8	7-11
1975	3-3	5-1	8-4	1992	1-5	4-2	5-7	2009	2-7	3-6	5-13
1976	5-1	3-3	8-4	1993	1-5	2-4	3-9	2010	4-5	3-6	7-11
1977	3-3	2-4	5-7	1994	3-3	1-2	4-5	2011	4-5	5-4	9-9
1978	4-2	2-4	6-6	1995	5-1	3-4	8-5	2012	4-5	2-7	6-12

SERIES RECORDS

Longest Winning Streak, Mets:	7, 6/3/79-8/16/79
Longest Winning Streak, Braves:	12, 6/20/62-4/15/63
Largest Margin of Victory, Mets:	14, 8/7/71 (Mets 20, Braves 6 at Atlanta)
Largest Margin of Victory, Braves:	16, twice, last, 7/2/99 (Braves 16, Mets 0 in New York)
Most Runs Scored, Mets:	20, 8/7/71 (Mets 20, Braves 6 at Atlanta)
Most Runs Scored, Braves:	17, 6/16/66 (Braves 17, Mets 1 at Atlanta)
Most Runs Scored, Both Teams:	29, 7/4/85 (Mets 16, Braves 13, 19 inn. at Atlanta)
Longest Game, Innings:	19, 7/4/85 (Mets 16, Braves 13 at Atlanta)

SERIES SWEEPS

Last Two-Game Sweep, Mets:	At New York: 4/24/90-4/25/90. At Atlanta: 5/4/09-5/5/09
Last Two-Game Sweep, Braves:	At New York: 9/8/11 (DH). At Atlanta: 4/5/08-4/6/08
Last Three-Game Sweep, Mets:	At New York: 4/5/12-4/8/12. At Atlanta: 8/31/07-9/2/07
Last Three-Game Sweep, Braves:	At New York: 9/7/12-9/9/12. At Atlanta: 7/13/12-7/15/12
Last Four-Game Sweep, Mets:	At New York: 7/20/89-7/23/89. At Atlanta: 7/4/85-7/7/85
Last Four-Game Sweep, Braves:	At New York: None. At Atlanta: 5/20/08-5/22/08



CHICAGO CUBS

NL CENTRAL
61-101 • FIFTH PLACE

Wrigley Field

1060 West Addison St., Chicago, IL 60613

773-404-2827



WRIGLEY FIELD

DALE SVEUM

Manager



2012 OVERALL: 2-4

At Chicago: 1-2

At New York: 1-2

OVERALL: 347-351-2

At Chicago: 166-188-1

At New York: 180-162-1

At Tokyo Dome: 1-1

★ METS ALL-TIME SERIES RESULTS VS. CHICAGO

YEAR	HOME	ROAD	TOTAL	YEAR	HOME	ROAD	TOTAL	YEAR	HOME	ROAD	TOTAL
1962	4-5	5-4	9-9	1979	4-5	6-3	10-8	1996	3-3	2-4	5-7
1963	4-5	3-6	7-11	1980	5-4	3-6	8-10	1997	3-3	2-3	5-6
1964	5-4	2-7	7-11	1981	3-1-1	5-4	8-5-1	1998	2-1	3-3	5-4
1965	3-6	4-5-1	7-11-1	1982	4-5	5-4	9-9	1999	3-0	3-3	6-3
1966	5-4	5-4	10-8	1983	4-5	5-4	9-9	2000	4-0	1-2	5-2
1967	2-4	3-9	5-13	1984	5-4	1-8	6-12	2001	1-2	1-2	5-2
1968	4-5	6-3	10-8	1985	9-0	5-4	14-4	2002	3-0	1-2	5-1
1969	5-4	5-4	10-8	1986	6-3	6-3	12-6	2003	1-2	0-3	1-5
1970	4-6	7-1	11-7	1987	6-3	3-6	9-9	2004	2-1	0-3	2-4
1971	4-5	3-6	7-11	1988	6-3	3-6	9-9	2005	3-0	1-2	4-2
1972	6-3	2-7	8-10	1989	6-3	2-7	8-10	2006	1-2	2-1	3-3
1973	3-6	4-4	7-10	1990	3-6	6-3	9-9	2007	2-1	3-1	5-2
1974	2-7	8-1	10-8	1991	1-7	5-4	6-11	2008	2-2	0-2	2-4
1975	6-3	7-2	11-7	1992	6-3	3-6	9-9	2009	2-1	1-2	3-3
1976	6-3	7-2	13-5	1993	2-4	3-4	5-8	2010	3-1	1-2	4-3
1977	5-4	4-5	9-9	1994	1-1	3-0	4-1	2011	1-2	1-2	2-4
1978	3-5	4-6	7-11	1995	1-3	2-1	3-4	2012	1-2	1-2	2-4

SERIES RECORDS

Longest Winning Streak, Mets:8, twice, last, 8/3/85-9/19/85

Longest Winning Streak, Cubs:8, twice, last, 4/3/03-9/24/04

Largest Margin of Victory, Mets:18, 5/26/64 (Mets 19, Cubs 1 at Chicago)

Largest Margin of Victory, Cubs:13 runs, twice, last, 3/31/03 (Cubs 15, Mets 2 at New York)

Most Runs Scored, Mets:23, 8/16/87 (Mets 23, Cubs 10 at Chicago)

Most Runs Scored, Cubs:18, twice, last, 9/16/72 (Cubs 18, Mets 5 at Chicago)

Most Runs Scored, Both Teams:33, 8/16/97 (Mets 23, Cubs 10 at Chicago)

Longest Game, Innings:14, four times, last, 8/11/91 (Cubs 3, Mets 2 at Chicago)

SERIES SWEEPS

Last Two-Game Sweep, Mets:At New York: 9/14/88-9/15/88. At Chicago: 7/17/95-7/18/95

Last Two-Game Sweep, Cubs:At New York: 9/29/82-9/30/82. At Chicago: 4/21/08-4/22/08

Last Three-Game Sweep, Mets:At New York: 8/5/05-8/7/05. At Chicago: 4/4/94-4/6/94

Last Three-Game Sweep, Cubs:At New York: 9/16/83-9/18/83. At Chicago: 4/23/04-4/25/04

Last Four-Game Sweep, Mets:At New York: 6/17/85-6/20/85. At Chicago: None

Last Four-Game Sweep, Cubs:At New York: 8/2/91-8/5/91. At Chicago: 8/6/92-8/9/92

Last Five-Game Sweep, Mets:At New York: None. At Chicago: 6/22/70-6/25/70

Last Five-Game Sweep, Cubs:At New York: None. At Chicago: None





CINCINNATI REDS

NL CENTRAL
97-65 • FIRST PLACE

Great American Ball Park

100 Joe Nuxhall Way, Cincinnati, OH 45202

513-765-7000



GREAT AMERICAN BALL PARK

DUSTY BAKER

Manager

2012 OVERALL: 2-6


At Cincinnati: 1-2

At New York: 1-4

OVERALL: 261-308

At Cincinnati: 116-164

At New York: 145-144



★ METS ALL-TIME SERIES RESULTS VS. CINCINNATI

YEAR	HOME	ROAD	TOTAL	YEAR	HOME	ROAD	TOTAL	YEAR	HOME	ROAD	TOTAL
1962	5-4	0-9	5-13	1979	2-4	2-4	4-8	1996	4-2	2-4	6-6
1963	4-5	4-5	8-10	1980	2-4	2-4	4-8	1997	6-0	3-2	9-2
1964	3-6	4-5	7-11	1981	1-5	2-2	3-7	1998	4-2	2-1	6-3
1965	6-3	1-8	7-11	1982	4-2	1-5	5-7	1999	0-3	5-2	5-5
1966	4-5	3-5	7-10	1983	3-3	2-4	5-7	2000	3-3	1-2	4-5
1967	4-5	2-7	6-12	1984	5-1	4-2	9-3	2001	0-3	2-1	2-
1968	5-4	3-6	8-10	1985	3-3	5-1	8-4	2002	2-1	2-1	4-2
1969	3-3	3-3	6-6	1986	2-4	6-0	8-4	2003	1-2	3-0	4-2
1970	3-3	1-5	4-8	1987	3-3	2-4	5-7	2004	1-2	2-1	3-3
1971	3-3	1-5	4-8	1988	4-2	3-2	7-4	2005	3-0	0-3	3-3
1972	1-5	3-3	4-8	1989	4-2	4-2	8-4	2006	2-2	2-1	4-3
1973	2-4	2-4	4-8	1990	4-2	2-4	6-6	2007	3-1	2-1	5-2
1974	2-4	1-5	3-9	1991	3-3	4-2	7-5	2008	2-1	2-2	4-3
1975	3-3	1-5	4-8	1992	4-2	1-5	5-7	2009	2-1	2-1	4-2
1976	4-2	2-4	6-6	1993	2-4	4-2	6-6	2010	1-2	1-2	2-4
1977	1-5	1-5	2-10	1994	3-0	1-2	4-2	2011	1-2	4-0	5-2
1978	3-3	2-4	5-7	1995	4-2	1-5	5-7	2012	1-4	1-2	2-6

SERIES RECORDS

Longest Winning Streak, Mets:7, twice, last, 7/19/87-5/8/88
Longest Winning Streak, Reds:9, twice, last, 6/8/77-4/29/78
Largest Margin of Victory, Mets:14, 4/19/98 (Mets 14, Reds 0 at Cincinnati)
Largest Margin of Victory, Reds:12, 5/4/85 (Reds 14, Mets 2 at Cincinnati)
Most Runs Scored, Mets:15, 4/28/97 (Mets 15, Reds 2 at Cincinnati)
Most Runs, Reds:15, 5/13/80 (Reds 15, Mets 4 at Cincinnati)
Most Runs, Both Teams:25, 5/12/63 (Mets 13, Reds 12 at New York)
Longest Game, Innings:16, 8/20/73 (Reds 8, Mets 3 at New York)

SERIES SWEEPS

Last Two-Game Sweep, Mets:At New York: 4/22/97-4/23/97. At Cincinnati: 4/28/97-4/29/97
Last Two-Game Sweep, Reds:At New York: 5/25/92-5/27/92. At Cincinnati: 5/6/92-5/7/92
Last Three-Game Sweep, Mets:At New York: 5/16/05-5/18/05. At Cincinnati: 7/4/03-7/6/03
Last Three-Game Sweep, Reds:At New York: 6/15/12-6/17/12. At Cincinnati: 4/4/05-4/7/05
Last Four-Game Sweep, Mets:At New York: 7/18/97-7/21/97. At Cincinnati: 7/25/11-7/28/11
Last Four-Game Sweep, Reds:At New York: 8/19/77-8/21/77. At Cincinnati: 7/11/75-7/13/75
Last Five-Game Sweep, Mets:At New York: 7/5/84-7/8/84. At Cincinnati: None
Last Five-Game Sweep, Reds:At New York: 9/25/64-9/27/64. At Cincinnati: None




COLORADO ROCKIES

NL WEST
64-98 • FOURTH PLACE

Coors Field

2001 Blake St., Denver, CO 80205
303-292-0200



COORS FIELD

WALT WEISS

Manager

2012 OVERALL: 2-5

At Colorado: 2-1

At New York: 0-4

OVERALL: 82-76

At Colorado: 31-46

At New York: 51-30



★ METS ALL-TIME SERIES RESULTS VS. COLORADO

YEAR	HOME	ROAD	TOTAL	YEAR	HOME	ROAD	TOTAL	YEAR	HOME	ROAD	TOTAL
1993	4-2	2-4	6-6	2000	4-2	2-1	6-3	2007	2-1	0-3	2-4
1994	0-3	1-2	1-5	2001	2-1	1-3	3-4	2008	3-0	3-3	6-3
1995	3-1	1-4	4-5	2002	1-2	2-1	3-3	2009	3-1	1-2	4-3
1996	4-2	1-5	5-7	2003	4-0	1-2	5-2	2010	2-1	1-2	3-3
1997	4-2	1-4	5-6	2004	3-0	2-1	5-1	2011	2-1	0-4	2-5
1998	4-2	2-1	6-3	2005	3-1	1-2	4-3	2012	0-4	2-1	2-5
1999	2-1	3-3	5-4	2006	3-0	2-1	5-1				

SERIES RECORDS

Longest Winning Streak, Mets:7, 8/15/03-5/23/04
Longest Winning Streak, Rockies:5, three times, last, 4/25/07-5/23/08
Largest Margin of Victory, Mets:11, three times, last, 9/29/05 (Mets 11, Rockies 0 at New York)
Largest Margin of Victory, Rockies:10, three times, last, 7/4/07 (Rockies 17, Mets 7 at Colorado)
Most Runs Scored, Mets:14, (Mets 14, Rockies 11 at Colorado)
Most Runs Scored, Rockies:17, 7/4/07 Rockies 17, Mets 7 at Colorado
Most Runs Scored, Both Teams:25, 4/30/00 (Mets 14, Rockies 11 at Colorado)
Longest Game, Innings:14, 4/26/95 (Rockies 11, Mets 9 at Colorado)

SERIES SWEEPS

Last Three-Game Sweep, Mets:At New York: 7/11/08-7/13/08 At Colorado: None
Last Three-Game Sweep, Rockies:At New York: None. At Colorado: 7/2/07-7/4/07
Last Four-Game Sweep, Mets:At New York: 8/15/03-8/18/03 At Colorado: None
Last Four-Game Sweep, Rockies:At New York: 8/20/12-8/23/12 At Colorado: None





LOS ANGELES DODGERS

NL WEST
86-76 • SECOND PLACE

Dodger Stadium

1000 Elysian Park Ave., Los Angeles, CA 90012
323-224-1500



DODGER STADIUM

DON MATTINGLY

Manager

2012 OVERALL: 3-4

At Los Angeles: 3-1

At New York: 0-3

OVERALL: 258-314-1

At Los Angeles: 119-171

At New York: 139-143-1



★ METS ALL-TIME SERIES RESULTS VS. LOS ANGELES

YEAR	HOME	ROAD	TOTAL	YEAR	HOME	ROAD	TOTAL	YEAR	HOME	ROAD	TOTAL
1962	1-8	1-8	2-16	1979	3-3	0-6	3-9	1996	2-4	2-4	4-8
1963	1-8	1-8	2-16	1980	4-2	1-5	5-7	1997	2-3	3-3	5-6
1964	2-7-1	1-8	3-15-1	1981	1-2	0-3	1-5	1999	1-3	3-1	4-4
1965	3-6	3-6	6-12	1982	3-3	3-3	6-6	2000	2-1	3-3	5-4
1966	4-5	2-7	6-12	1983	3-4	2-3	5-7	2001	2-1	2-1	4-2
1967	4-5	2-7	6-12	1984	5-1	4-2	9-3	2002	0-3	2-1	2-4
1968	5-4	6-3	11-7	1985	2-4	3-3	5-7	2003	1-2	2-1	3-3
1969	6-0	2-4	8-4	1986	5-1	4-2	9-3	2004	1-2	2-1	3-3
1970	3-3	2-4	5-7	1987	3-3	3-3	6-6	2005	2-1	1-2	3-3
1971	4-2	3-3	7-5	1988	4-1	6-0	10-1	2006	2-2	2-1	4-3
1972	3-3	2-4	5-7	1989	3-3	4-2	7-5	2007	2-1	3-4	5-5
1973	3-3	2-4	5-7	1990	4-2	3-3	7-5	2008	3-1	1-2	4-3
1974	4-2	3-3	7-5	1991	3-3	2-4	5-7	2009	1-2	0-3	1-5
1975	2-4	4-2	6-6	1992	5-1	2-4	7-5	2010	3-0	1-3	4-3
1976	3-3	2-4	5-7	1993	2-4	2-4	4-8	2011	2-1	3-1	5-2
1977	3-3	1-5	4-8	1994	4-2	2-4	6-6	2012	0-3	3-1	3-4
1978	3-3	2-4	5-7	1995	3-3	3-3	6-6				

SERIES RECORDS

Longest Winning Streak, Mets:	9, 5/18/86-8/30/86
Longest Winning Streak, Dodgers:	11, 7/31/63-5/21/64
Largest Margin of Victory, Mets:	11, twice, last, 5/7/08 (Mets 12, Dodgers 1 at Los Angeles)
Largest Margin of Victory, Dodgers:	14, 7/14/62 (Dodgers 17, Mets 3 at New York)
Most Runs Scored, Mets:	13, 5/16/82 (Mets 13, Dodgers 4 at New York)
Most Runs Scored, Dodgers:	17, twice, last, 7/14/62 (Dodgers 17, Mets 3 at New York)
Most Runs Scored, Both Teams:	25, 5/25/62 (Dodgers 17, Mets 8 at Los Angeles)
Longest Game, Innings:	19, 5/24/73 (Mets 7, Dodgers 3 at Los Angeles)

SERIES SWEEPS

Last Two-Game Sweep, Mets:	At New York: 5/11/90-5/12/90. At Los Angeles: 5/21/90-5/22/90
Last Two-Game Sweep, Dodgers:	At New York: 8/26/85-8/27/85. At Los Angeles: 4/20/94-4/21/94
Last Three-Game Sweep, Mets:	At New York: 4/27/10-4/28/10. At Los Angeles: 8/28/89-8/30/89
Last Three-Game Sweep, Dodgers:	At New York: 7/20/12-7/22/12. At Los Angeles: 5/18/09-5/20/09
Last Four-Game Sweep, Dodgers:	At New York: 6/11/65-6/13/65. At Los Angeles: 5/7/79-5/10/79





MIAMI MARLINS

NL EAST
69-93 • FIFTH PLACE

Marlins Park
Miami, FL 33056
305-626-7400



MARLINS PARK

MIKE REDMOND

Manager



2012 OVERALL: 12-6

At Miami: 5-4

At New York: 7-2

OVERALL: 166-153

At Miami: 79-76

At New York: 86-75

At Puerto Rico: 1-2

★ METS ALL-TIME SERIES RESULTS VS. MIAMI

YEAR	HOME	ROAD	TOTAL	YEAR	HOME	ROAD	TOTAL	YEAR	HOME	ROAD	TOTAL
1993	4-3	5-1	9-4	2000	4-2	2-4	6-6	2007	3-6	8-1	11-7
1994	2-4	2-2	4-6	2001	6-3	6-4	12-7	2008	5-4	5-4	10-8
1995	4-3	2-4	6-7	2002	7-3	4-5	11-8	2009	3-6	4-5	7-11
1996	4-2	2-5	6-7	2003	3-6	4-6	7-12	2010	5-4	1-8	6-12
1997	4-2	4-2	8-4	2004	2-8	2-7	4-15	2011	5-4	4-5	9-9
1998	3-3	4-2	7-5	2005	5-4	5-4	10-8	2012	7-2	5-4	12-6
1999	5-1	5-2	10-3	2006	6-4	5-4	11-8				

SERIES RECORDS

Longest Winning Streak, Mets:	6, 9/20/97-6/11/98
Longest Winning Streak, Marlins:	10, 7/10/04-9/8/04
Largest Margin of Victory, Mets:	13, twice, last, 4/2/08 (Mets 13, Marlins 0 at Miami)
Largest Margin of Victory, Marlins:	13, 8/8/12 (Marlins 13, Mets 0 at New York)
Most Runs Scored, Mets:	17, 7/8/06 G2 (Mets 17, Marlins 3 at New York)
Most Runs Scored, Marlins:	16, 9/11/06 (Marlins 16, Mets 5 at Miami)
Most Runs Scored, Both Teams:	21, 9/11/06 (Marlins 16, Mets 5 at Miami)
Longest Game, Innings:	12, seven times, last, 9/6/11 (Mets 7, Marlins 4 at Miami)

SERIES SWEEPS

Last Two-Game Sweep, Mets:	At New York: 4/7/06-4/9/06 At Miami: 4/18/07-4/19/07
Last Two-Game Sweep, Marlins:	At New York: 8/1/11-8/2/11 At Miami: 9/21/10-9/22/10
Last Three-Game Sweep, Mets:	At New York: 9/21/12-9/23/12 At Miami: 8/31/12-9/2/12
Last Three-Game Sweep, Marlins:	At New York: 9/8/09-9/10/09 At Miami: 5/28/09-5/30/09
Last Four-Game Sweep, Marlins:	At New York: 8/30/04-9/2/04 At Miami: 5/13/10-5/16/10



MILWAUKEE BREWERS

NL CENTRAL
83-79 • THIRD PLACE

Miller Park

1 Brewers Way, Milwaukee, WI 53214
414-902-4400



MILLER PARK

RON ROENICKE

Manager

2012 OVERALL: 2-3


At Milwaukee: 1-2

At New York: 1-1

OVERALL: 58-42

At Milwaukee: 30-18

At New York: 28-24



★ METS ALL-TIME SERIES RESULTS VS. MILWAUKEE

YEAR	HOME	ROAD	TOTAL	YEAR	HOME	ROAD	TOTAL	YEAR	HOME	ROAD	TOTAL
1998	3-0	5-1	8-1	2003	1-5	2-1	3-6	2008	1-2	3-0	4-2
1999	2-2	3-0	5-2	2004	1-2	3-0	4-2	2009	2-1	1-2	3-3
2000	5-1	2-1	7-2	2005	1-2	2-1	3-3	2010	1-3	1-2	2-5
2001	3-0	0-3	3-3	2006	2-1	1-2	3-3	2011	0-3	2-1	2-4
2002	3-0	2-1	5-1	2007	2-1	2-1	4-2	2012	1-1	1-2	2-3

SERIES RECORDS

Longest Winning Streak, Mets:	8, 4/11/98-7/23/98
Longest Winning Streak, Brewers:	4, 6/5/03-7/29/03
Largest Margin of Victory, Mets:	9, 8/8/02 (Mets 9, Brewers 0 at New York)
Largest Margin of Victory, Brewers:	9, 5/12/07 (Brewers 12, Mets 3, at New York)
Most Runs Scored, Mets:	11, 5/20/99, Game One (Mets 11, Brewers 10 at New York)
Most Runs Scored, Brewers:	12, twice, last, 8/4/05 (Mets 9, Brewers 12 at New York)
Most Runs Scored, Both Teams:	21, twice, last, 8/4/05 (Mets 9, Brewers 12 at New York)
Longest Game, Innings:	13, 7/31/07 (Brewers 4, Mets 2 at Milwaukee)

SERIES SWEEPS

Last Two Game Sweep, Brewers:	At New York: 6/5/03 (Doubleheader)
Last Three-Game Sweep, Mets:	At New York: 4/26/02-4/28/02. At Milwaukee: 9/1/08-9/3/08
Last Three-Game Sweep, Brewers:	At New York: 8/19/11-8/21/11. At Milwaukee: 4/24/01-4/26/01



PHILADELPHIA PHILLIES

NL EAST
81-81 • THIRD PLACE

Citizens Bank Park

1 Citizen Bank Way, Philadelphia, PA 19148
215-463-6000



CITIZENS BANK PARK

CHARLIE MANUEL

Manager

2012 OVERALL: 10-8

At Philadelphia: 7-2

At New York: 3-6

OVERALL: 407-466

At Philadelphia: 199-237

At New York: 208-229



★ METS ALL-TIME SERIES RESULTS VS. PHILADELPHIA

YEAR	HOME	ROAD	TOTAL	YEAR	HOME	ROAD	TOTAL	YEAR	HOME	ROAD	TOTAL
1962	2-7	2-7	4-14	1979	2-7	3-6	5-13	1996	4-2	3-4	7-6
1963	6-3	2-7	8-10	1980	1-8	5-4	6-12	1997	4-2	3-3	7-5
1964	2-7	1-8	3-15	1981	5-4	2-3	7-7	1998	3-3	5-1	8-4
1965	3-6	4-5	7-11	1982	5-4	2-7	7-11	1999	4-2	2-4	6-6
1966	1-8	6-3	7-11	1983	4-5	2-7	6-12	2000	2-4	4-3	6-7
1967	1-8	3-6	4-14	1984	7-2	3-6	10-8	2001	5-5	6-3	11-8
1968	3-6	5-4	8-10	1985	7-2	4-5	11-7	2002	3-6	6-4	9-10
1969	5-4	7-2	12-6	1986	6-3	2-7	8-10	2003	3-7	4-5	7-12
1970	6-3	7-2	13-5	1987	8-1	5-4	13-5	2004	3-6	5-5	8-11
1971	7-2	6-3	13-5	1988	6-3	4-5	10-8	2005	6-4	5-3	11-7
1972	5-4	8-1	13-5	1989	6-3	6-3	12-6	2006	6-3	5-5	11-8
1973	6-3	3-6	9-9	1990	6-3	4-5	10-8	2007	2-7	4-5	6-12
1974	4-5	3-6	7-11	1991	5-4	6-3	11-7	2008	5-4	6-3	11-7
1975	4-5	3-6	7-11	1992	3-6	3-6	6-12	2009	4-5	2-7	6-12
1976	3-6	2-7	5-13	1993	1-6	2-4	3-10	2010	5-4	4-5	9-9
1977	4-5	1-8	5-13	1994	2-1	2-5	4-6	2011	4-5	3-6	7-11
1978	3-6	3-6	6-12	1995	3-4	4-2	7-6	2012	3-6	7-2	10-8

SERIES RECORDS

Longest Winning Streak, Mets:10, 9/10/71-6/28/72

Longest Winning Streak, Phillies:10, 6/29/80-9/25/80

Largest Margin of Victory, Mets:12, 4/19/05 (Mets 16, Phillies 4 at Philadelphia)

Largest Margin of Victory, Phillies:19, 6/11/85 (Phillies 26, Mets 7 at Philadelphia)

Most Runs Scored, Mets:16, 4/19/05 (Mets 16, Phillies 4 at Philadelphia)

Most Runs Scored, Phillies:26, 6/11/85 (Phillies 26, Mets 7 at Philadelphia)

Most Runs Scored, Both Teams:33, 6/11/85 (Phillies 26, Mets 7 at Philadelphia)

Longest Game, Innings:18, twice, last, 8/1/72 Game One, (Mets 3, Phillies 2 at New York)

SERIES SWEEPS

Last Two-Game Sweep, Mets:At New York: 5/6/09-5/7/09. At Philadelphia: 7/21/03-7/22/03

Last Two-Game, Phillies:At New York: 8/14/92-8/15/92. At Philadelphia: 4/12/83-4/13/83

Last Three-Game Sweep, Mets:At New York: 5/26/10-5/27/10. At Philadelphia: 5/7/12-5/9/12

Last Three-Game Sweep, Phillies:At New York: 9/17/12-9/20/12. At Philadelphia: 7/3/09-7/5/09

Last Four-Game Sweep, Mets:At New York: None. At Philadelphia: 9/6/02-9/9/02

Last Four-Game Sweep, Phillies:At New York: 6/19/95-6/22/95. At Philadelphia: 8/27/07-8/30/07

Last Five-Game Sweep, Phillies:At New York: 8/14/80-8/17/80. At Philadelphia: 6/25/82-6/27/82






PITTSBURGH PIRATES

NL CENTRAL
79-83 • FOURTH PLACE

PNC Park

115 Federal St., Pittsburgh, PA 15212
412-323-5000



PNC PARK

CLINT HURDLE

Manager

2012 OVERALL: 5-2

At Pittsburgh: 2-1

At New York: 3-1

OVERALL: 341-364-2

At Pittsburgh: 158-190-1

At New York: 183-174-1



★ METS ALL-TIME SERIES RESULTS VS. PITTSBURGH

YEAR	HOME	ROAD	TOTAL	YEAR	HOME	ROAD	TOTAL	YEAR	HOME	ROAD	TOTAL
1962	1-8	1-8	2-16	1979	3-6-1	5-4	8-10-1	1996	4-3	4-2	8-5
1963	3-6	1-8	4-14	1980	6-3	4-5	10-8	1997	5-1	2-3	7-4
1964	4-5	2-7	6-12	1981	1-4	2-2-1	3-6-1	1998	4-2	0-3	4-5
1965	1-8	3-6	4-14	1982	4-5	4-5	8-10	1999	5-1	2-1	7-2
1966	4-5	1-8	5-13	1983	5-4	4-5	9-9	2000	3-0	4-2	7-2
1967	7-2	4-5	11-7	1984	5-4	7-2	12-6	2001	1-2	3-0	4-2
1968	4-5	5-4	9-9	1985	5-4	5-4	10-8	2002	1-2	0-2	1-4
1969	4-5	6-3	10-8	1986	9-0	8-1	17-1	2003	2-1	2-1	4-2
1970	3-6	3-6	6-12	1987	7-2	5-4	12-6	2004	0-3	1-2	1-4
1971	5-4	5-4	10-8	1988	6-3	6-3	12-6	2005	2-1	1-2	3-3
1972	5-3	3-3	8-6	1989	4-5	5-4	9-9	2006	5-1	0-3	5-4
1973	7-2	6-3	13-5	1990	6-3	4-5	10-8	2008	1-2	3-1	4-3
1974	3-6	4-5	7-11	1991	4-5	2-7	6-12	2009	3-0	1-3	4-3
1975	1-8	4-5	5-13	1992	3-6	1-8	4-14	2010	4-0	2-1	6-
1976	4-5	6-3	10-8	1993	2-4	2-5	4-9	2011	2-2	2-2	4-4
1977	3-6	1-8	4-14	1994	0-3	4-2	4-5	2012	3-1	2-1	5-2
1978	4-5	3-6	7-11	1995	3-1	1-2	4-3				

SERIES RECORDS

Longest Winning Streak, Mets: 15, 6/6/86-4/9/87
Longest Winning Streak, Pirates: 8, four times, last, 4/11/75-6/22/75
Largest Margin of Victory, Mets: 16, 4/17/76 (Mets 17, Pirates 1 at Pittsburgh)
Largest Margin of Victory, Pirates: 17, 9/26/92 (Pirates 19, Mets 2 at Pittsburgh)
Most Runs Scored, Mets: 17, 4/17/76 (Mets 17, Pirates 1 at Pittsburgh)
Most Runs Scored, Pirates: 19, 9/26/92 (Pirates 19, Mets 2 at Pittsburgh)
Most Runs Scored, Both Teams: 22, 8/1/96 (Pirates 13, Mets 9 at New York)
Longest Game, Innings: 18, 4/28/85 (Mets 5, Pirates 4 at New York)

SERIES SWEEPS

Last Two-Game Sweep, Mets: At New York: 5/3/06-5/4/06. At Pittsburgh: 6/27/79-6/28/79
Last Two-Game Sweep, Pirates: At New York: 4/5/96-4/6/96. At Pittsburgh: 9/24/02-9/25/02
Last Three-Game Sweep, Mets: At New York: 5/8/09-5/10/09. At Pittsburgh: 9/17/01-9/19/01
Last Three-Game Sweep, Pirates: At New York: 4/16/04-4/18/04. At Pittsburgh: 6/11/09-6/4/09
Last Four-Game Sweep, Mets: At New York: 9/13/10-9/16/10. At Pittsburgh: None
Last Four-Game Sweep, Pirates: At New York: 5/28/65-5/30/65. At Pittsburgh: 6/17/93-6/20/93
Last Five-Game Sweep, Mets: At New York: None. At Pittsburgh: 8/11/77-8/14/77
Last Five-Game Sweep, Pirates: At New York: 5/28/65-5/30/65. At Pittsburgh: 6/17/93-6/20/93





ST. LOUIS CARDINALS

NL CENTRAL
88-74 • SECOND PLACE • WILD CARD

Busch Stadium

700 Clark St., St. Louis, MO 63102

314-345-9600



BUSCH STADIUM

MIKE MATHENY

Manager

2012 OVERALL: 4-3

At St. Louis: 1-2

At New York: 3-1

OVERALL: 334-371

At St. Louis: 168-189

At New York: 166-182



★ METS ALL-TIME SERIES RESULTS VS. ST. LOUIS

YEAR	HOME	ROAD	TOTAL	YEAR	HOME	ROAD	TOTAL	YEAR	HOME	ROAD	TOTAL
1962	2-7	3-6	5-13	1979	1-8	6-3	7-11	1996	3-3	2-4	5-7
1963	4-5	1-8	5-13	1980	4-5	5-4	9-9	1997	4-1	5-1	9-2
1964	4-5	3-6	7-11	1981	4-1	2-4	6-5	1998	4-2	2-1	6-3
1965	4-5	1-8	5-13	1982	1-8	5-4	6-12	1999	2-1	3-1	5-2
1966	2-7	5-4	7-11	1983	5-4	1-8	6-12	2000	3-0	3-3	6-3
1967	2-7	5-4	7-11	1984	4-5	3-6	7-11	2001	0-3	1-2	1-5
1968	1-8	5-4	6-12	1985	5-4	3-6	8-10	2002	2-1	1-2	3-3
1969	6-4	6-2	12-6	1986	4-5	8-1	12-6	2003	1-2	0-3	1-5
1970	6-3	6-3	12-6	1987	4-5	5-4	9-9	2004	1-2	0-3	1-5
1971	4-5	6-3	10-8	1988	9-0	5-4	14-4	2005	1-2	1-3	2-5
1972	3-4	4-5	7-9	1989	6-3	4-5	10-8	2006	3-0	1-2	4-2
1973	5-4	5-4	10-8	1990	7-2	5-4	12-6	2007	2-2	3-0	5-2
1974	2-7	4-5	6-12	1991	5-4	2-7	7-11	2008	2-2	2-1	4-3
1975	5-4	4-5	9-9	1992	5-4	4-5	9-9	2009	4-2	0-3	4-5
1976	4-5	5-4	9-9	1993	3-4	2-4	5-8	2010	2-1	1-2	3-3
1977	2-5	6-5	8-10	1994	0-2	6-1	6-3	2011	2-1	1-2	3-3
1978	2-7	5-4	7-11	1995	2-1	1-3	3-4	2012	3-1	1-2	4-3

SERIES RECORDS

Longest Winning Streak, Mets:	8, 4/24/86-8/14/86
Longest Winning Streak, Cardinals:	10, twice, last, 9/17/82-6/20/83
Largest Margin of Victory, Mets:	13, twice, last, 9/24/88 (Mets 14, Cardinals 1 at St. Louis)
Largest Margin of Victory, Cardinals:	14, 7/8/62 (Cardinals 15, Mets 1 at New York)
Most Runs Scored, Mets:	15, 10/3/64 (Mets 15, Cardinals 5 at St. Louis)
Most Runs Scored, Cardinals:	15, four times, last, 4/8/92 (Cardinals 15, Mets 7 at St. Louis)
Most Runs Scored, Both Teams:	22, twice, last, 4/8/92 (Cardinals 15, Mets 7 at St. Louis)
Longest Game, Innings:	25, 9/11/74 (Cardinals 4, Mets 3 at New York)

SERIES SWEEPS

Last Two-Game Sweep, Mets:	At New York: 5/7/98-5/8/98. At St. Louis: 4/11/73-4/12/73
Last Two-Game Sweep, Cardinals:	At New York: 6/27/94-6/28/94. At St. Louis: 7/25/95-7/26/95
Last Three-Game Sweep, Mets:	At New York: 8/22/06-8/24/06. At St. Louis: 4/1/07-4/4/07
Last Three-Game Sweep, Cardinals:	At New York: 8/10/01-8/12/01. At St. Louis: 4/21/09-4/23/09
Last Four-Game Sweep, Mets:	At New York: None. At St. Louis: 4/24/86-4/27/86
Last Four-Game Sweep, Cardinals:	At New York: 8/7/79-8/9/79. At St. Louis: None
Last Five-Game Sweep, Cardinals:	At New York: 9/17/82-9/19/82. At St. Louis: None





SAN DIEGO PADRES

NL WEST
76-86 • FOURTH PLACE

PETCO Park
100 Park Blvd., San Diego, CA 92101
619-795-5000



PETCO PARK

BUD BLACK

Manager

2012 OVERALL: 4-3

At San Diego: 1-2

At New York: 3-1

OVERALL: 222-228

At San Diego: 102-122

At New York: 119-104

At Monterrey, Mexico: 1-2



★ METS ALL-TIME SERIES RESULTS VS. SAN DIEGO

YEAR	HOME	ROAD	TOTAL	YEAR	HOME	ROAD	TOTAL	YEAR	HOME	ROAD	TOTAL
1969	5-1	6-0	11-1	1984	4-2	2-4	6-6	1999	5-1	2-1	7-2
1970	3-3	3-3	6-6	1985	2-4	5-1	7-5	2000	1-2	2-4	3-6
1971	4-2	3-3	7-5	1986	5-1	5-1	10-2	2001	1-2	0-3	1-5
1972	2-4	5-1	7-5	1987	3-3	5-1	8-4	2002	0-3	3-1	3-4
1973	6-0	2-4	8-4	1988	3-3	4-2	7-5	2003	2-1	1-2	3-3
1974	3-3	3-3	6-6	1989	4-2	1-5	5-7	2004	0-4	1-2	1-6
1975	3-3	5-1	8-4	1990	3-3	2-4	5-7	2005	3-0	1-2	4-2
1976	4-2	3-3	7-5	1991	4-2	3-3	7-5	2006	3-0	2-2	5-2
1977	2-4	4-2	6-6	1992	2-4	2-4	4-8	2007	1-2	1-2	2-4
1978	2-4	3-3	5-7	1993	2-4	3-3	5-7	2008	2-1	0-4	2-5
1979	2-4	2-4	4-8	1994	3-3	3-3	6-6	2009	1-2	1-3	2-5
1980	1-5	0-6	1-11	1995	5-2	1-5	6-7	2010	2-1	1-3	3-4
1981	2-2	0-3	2-5	1996	1-5	2-5	3-10	2011	2-2	2-1	4-3
1982	4-2	2-4	6-6	1997	3-2	2-4	5-6	2012	3-1	1-2	4-3
1983	4-2	2-4	6-6	1998	2-1	2-4	4-5				

SERIES RECORDS

Longest Winning Streak, Mets:11, 5/28/69-8/27/69

Longest Winning Streak, Padres:9, 6/16/80-5/1/81

Largest Margin of Victory, Mets:12, 7/21/05 (Mets 12, Padres 0 at New York)

Largest Margin of Victory, Padres:15, 8/26/00 (Padres 16, Mets 1 at San Diego)

Most Runs Scored, Mets:13, 5/17/02 (Mets 13, San Diego 4 at San Diego)

Most Runs Scored, Padres:16, 8/26/00 (Padres 16, Mets 1 at San Diego)

Most Runs Scored, Both Teams:25, 8/16/96 (Padres 15, Mets 10 at San Diego)

Longest Game, Innings:18, 8/26/80 (Padres 8, Mets 6 at San Diego)

SERIES SWEEPS

Last Two-Game Sweep, Mets:At New York: 8/28/90-8/29/90. At San Diego: 8/21/76-8/22/76

Last Two-Game Sweep, Padres:At New York: 5/20/85-5/22/85. At San Diego: 8/22/92-8/23/92

Last Three-Game Sweep, Mets:At New York: 8/8/06-8/10/06. At San Diego: 8/31/87-9/2/87

Last Three-Game Sweep, Padres:At New York: 8/13/02-8/15/02. At San Diego: 8/14/01-8/16/01

Last Four-Game Sweep, Mets:At New York: 8/16/69-8/17/69. At San Diego: 5/16/88-5/19/88

Last Four-Game Sweep, Padres:At New York: 8/23/04-8/26/04. At San Diego: 6/5/08-6/8/08





SAN FRANCISCO GIANTS

NL WEST
94-68 • FIRST PLACE • WORLD CHAMPIONS

AT&T Park

24 Willie Mays Plaza, San Francisco, CA 94107
415-972-2000



AT&T PARK

BRUCE BOCHY

Manager

2012 OVERALL: 4-4


At San Francisco: 3-1

At New York: 1-3

OVERALL: 263-309

At San Francisco: 122-165

At New York: 141-144



★ METS ALL-TIME SERIES RESULTS VS. SAN FRANCISCO

YEAR	HOME	ROAD	TOTAL	YEAR	HOME	ROAD	TOTAL	YEAR	HOME	ROAD	TOTAL
1962	2-7	2-7	4-14	1979	5-1	3-3	8-4	1996	4-2	2-4	6-6
1963	4-5	2-7	6-12	1980	2-4	1-5	3-9	1997	1-5	2-3	3-8
1964	3-6	4-5	7-11	1981	1-2	1-2	2-4	1998	2-1	2-4	4-5
1965	2-7	3-6	5-13	1982	2-4	2-4	4-8	1999	5-1	2-1	7-2
1966	4-5	5-4	9-9	1983	2-4	3-3	5-7	2000	3-1	0-4	3-5
1967	3-6	2-7	5-13	1984	1-5	3-3	4-8	2001	3-1	0-3	3-4
1968	4-5	3-6	7-11	1985	4-2	4-2	8-4	2002	0-3	0-3	0-6
1969	5-1	3-3	8-4	1986	3-3	4-2	7-5	2003	2-0	2-2	4-2
1970	3-3	3-3	6-6	1987	4-2	5-1	9-3	2004	3-0	1-2	4-2
1971	2-4	2-4	4-8	1988	3-3	1-5	4-8	2005	2-1	1-2	3-3
1972	4-2	4-2	8-4	1989	2-4	1-5	3-9	2006	1-2	2-1	3-3
1973	3-3	2-4	5-7	1990	5-1	2-4	7-5	2007	2-1	2-1	4-2
1974	3-3	3-3	6-6	1991	4-2	2-4	6-6	2008	3-0	2-1	5-1
1975	5-1	3-3	8-4	1992	5-1	5-1	10-2	2009	2-2	3-1	5-3
1976	3-3	4-2	7-5	1993	2-4	2-4	4-8	2010	2-1	1-3	3-4
1977	4-2	3-3	7-5	1994	2-4	4-2	6-6	2011	1-2	1-2	2-4
1978	1-5	2-4	3-9	1995	2-4	3-4	5-8	2012	1-3	3-1	4-4

SERIES RECORDS

Longest Winning Streak, Mets:8, twice, last, 6/3/08-5/16/09
 Longest Winning Streak, Giants:9, 6/8/65-8/27/65
 Largest Margin of Victory, Mets:13, 6/1/92 (Mets 14, Giants 1 at New York)
 Largest Margin of Victory, Giants:13, 5/4/63 (Giants 17, Mets 4 at New York)
 Most Runs Scored, Mets:15, 8/27/97 (Mets 15, Giants 6 at New York)
 Most Runs Scored, Giants:17, 5/4/63 (Giants 17, Mets 4 at New York)
 Most Runs Scored, Both Teams:23, 8/21/96 (Giants 12, New York 11 at San Francisco)
 Longest Game, Innings:23, 5/31/64 Game Two (Giants 8, Mets 6 at New York)

SERIES SWEEPS

Last Two-Game Sweep, Mets:At New York: 8/12/03-8/13/03. At San Francisco: 5/29/85-5/30/85
 Last Two-Game Sweep, Giants:At New York: 5/22/84-5/24/84. At San Francisco: 4/28/93-4/29/93
 Last Three-Game Sweep, Mets:At New York: 7/8/09-7/10/09. At San Francisco: 7/4/94-7/6/94
 Last Three-Game Sweep, Giants:At New York: 5/7/02-5/9/02. At San Francisco: 8/20/02-8/22/02
 Last Four-Game Sweep, Mets:At New York: 8/30/90-9/2/90
 Last Four-Game Sweep, Giants:At New York: 6/1/62-6/3/62. At San Francisco: 5/1/00-5/4/00





WASHINGTON NATIONALS

NL EAST
98-64 • FIRST PLACE

Nationals Park

2400 East Capital St., Washington, DC 20003
202-675-5100



NATIONALS PARK

DAVEY JOHNSON

Manager

2012 OVERALL: 4-14

At Washington: 3-6

At New York: 1-8

OVERALL: 374-368

At Washington: 43-30

At Montreal: 135-152

At Puerto Rico: 2-5

At New York: 194-181



★ METS ALL-TIME SERIES RESULTS VS. MONTREAL/WASHINGTON

YEAR	HOME	ROAD	TOTAL	YEAR	HOME	ROAD	TOTAL	YEAR	HOME	ROAD	TOTAL
1969	7-2	6-3	13-5	1984	6-3	5-4	11-7	1999	3-4	5-1	8-5
1970	5-4	3-6	8-10	1985	5-4	4-5	9-9	2000	6-0	3-3	9-3
1971	4-5	5-4	9-9	1986	5-4	5-4	10-8	2001	6-4	5-4	11-8
1972	6-3	6-3	12-6	1987	5-4	5-4	10-8	2002	5-4	3-7	8-11
1973	4-5	5-4	9-9	1988	7-2	5-4	12-6	2003	4-6	1-8	5-14
1974	6-3	3-6	9-9	1989	7-2	2-7	9-9	2004	4-5	6-4	10-9
1975	5-4	3-6	8-10	1990	4-5	6-3	10-8	2005	4-5	7-3	11-8
1976	6-4	4-4	10-8	1991	8-3	6-1	14-4	2006	4-5	8-1	12-
1977	4-5	4-5	8-10	1992	3-6	3-6	6-12	2007	3-6	6-3	9-9
1978	5-4	5-4	10-8	1993	2-4	2-5	4-9	2008	6-3	6-3	12-
1979	1-8	2-7	3-15	1994	1-3	2-1	3-4	2009	7-2	3-6	10-8
1980	5-5	3-5	8-10	1995	2-4	4-3	6-7	2010	4-5	5-4	9-9
1981	2-4	1-5	3-9	1996	3-4	3-3	6-7	2011	3-6	5-4	8-10
1982	3-6	4-5	7-11	1997	4-2	3-3	7-5	2012	1-8	3-6	4-14
1983	7-2	3-6	10-8	1998	2-4	2-4	4-8				

SERIES RECORDS

Longest Winning Streak, Mets:	9, 4/20/91-7/4/91
Longest Winning Streak, Expos/Nationals:	10, 8/10/79-4/15/80
Largest Margin of Victory, Mets:	13, 9/20/06 (Mets 13, Nationals 0 at Washington)
Largest Margin of Victory, Expos/Nationals:	11, twice, last, 7/3/73 (Expos 19, Mets 8 at Montreal)
Most Runs Scored, Mets:	14, 8/8/85 (Mets 14, Expos 7 at Montreal)
Most Runs Scored, Expos/Nationals:	19, twice, last, 7/26/04 (Expos 19, Mets 10 at Montreal)
Most Runs Scored, Both Teams:	29, 7/26/04 (Expos 19, Mets 10 at Montreal)
Longest Game, Innings:	18, 9/16/75 (Mets 4, Expos 3 at New York)

SERIES SWEEPS

Last Two-Game Sweep, Mets:	At New York: 5/18/11-5/19/11 At Montreal: 7/21/99-7/22/99
Last Two-Game Sweep, Expos/Nationals:	At New York: 9/22/98-9/23/98 At Montreal: 7/23/03-7/24/03
Last Three-Game Sweep, Mets:	At New York: 5/25/09-5/27/09 At Washington: 8/12/08-8/14/08
Last Three-Game Sweep, Expos/Nationals:	At New York: 9/10/12-9/12/12 At Washington: 9/24/07-9/26/07
Last Four-Game Sweep, Mets:	At New York: 5/15/72-5/18/72 At Montreal: 7/1/91-7/4/91
Last Four Game Sweep, Expos/Nationals:	At New York: 9/12/11-9/15/11 At Montreal: 4/11/03-4/14/03 (at San Juan)





BALTIMORE ORIOLES


AL EAST

93-69 • SECOND PLACE • WILD CARD

Oriole Park at Camden Yards

333 West Camden St., Baltimore, MD 21201

410-685-9800



ORIOLE PARK AT CAMDEN YARDS

BUCK SHOWALTER

Manager

2012 OVERALL: 3-0

At Baltimore: 0-0

At New York: 3-0

OVERALL: 19-9

At Baltimore: 11-6

At New York: 8-3



★ METS ALL-TIME SERIES RESULTS VS. BALTIMORE

YEAR	HOME	ROAD	TOTAL	YEAR	HOME	ROAD	TOTAL	YEAR	HOME	ROAD	TOTAL
1997	0-0	2-1	2-1	2000	2-1	0-0	2-1	2009	0-0	1-2	1-2
1998	2-0	1-1	3-1	2001	0-0	2-1	2-1	2010	0-0	3-0	3-0
1999	0-0	2-1	2-1	2006	1-2	0-0	1-2	2012	3-0	0-0	3-0

SERIES RECORDS

Longest Winning Streak, Mets:6, 6/11/10 - present

Longest Winning Streak, Orioles:3, 6/14/01-6/17/06

Largest Margin of Victory, Mets:8, 6/7/00 (Mets 11, Orioles 3 at New York)

Largest Margin of Victory, Orioles:5, 6/22/98 (Orioles 7, Mets 2 at Baltimore)

Most Runs Scored, Mets:13, 8/30/97 (Mets 13, Orioles 6 at Baltimore)

Most Runs Scored, Orioles:7, twice, last, 6/8/00 (Mets 8 Orioles 7 at New York)

Most Runs Scored, Both Teams:19, 8/30/97 (Mets 13, Orioles 6 at Baltimore)

Longest Game, Innings:12, 8/29/97 (Orioles 4, Mets 3 at Baltimore)

SERIES SWEEPS

Last Two-Game Sweep, Mets:At New York: 6/24/98-6/25/98. At Baltimore: None

Last Three-Game Sweep, Mets:At New York: 6/18/12-6/20/12. At Baltimore: 6/11/10-6/13/10





BOSTON RED SOX

AL EAST
69-93 • FIFTH PLACE

Fenway Park

4 Yawkey Way, Boston, MA 02215
617-267-9440



FENWAY PARK

JOHN FARRELL

Manager

2012 OVERALL: 0-0

At Boston: 0-0

At New York: 0-0

OVERALL: 10-11

At Boston: 5-7

At New York: 5-4



★ METS ALL-TIME SERIES RESULTS VS. BOSTON

YEAR	HOME	ROAD	TOTAL	YEAR	HOME	ROAD	TOTAL	YEAR	HOME	ROAD	TOTAL
1997	1-2	0-0	1-2	2000	0-0	1-2	1-2	2009	0-0	2-1	2-1
1998	0-0	2-1	2-1	2001	2-1	0-0	2-1				
1999	2-1	0-0	2-1	2006	0-0	0-3	0-3				

SERIES RECORDS

Longest Winning Streak, Mets:	2, three times, 5/22/09-5/23/09
Longest Winning Streak, Red Sox:	3, 6/27/06-6/29/06
Largest Margin of Victory, Mets:	7, 6/5/98 (Mets 9, Red Sox 2 at Boston)
Largest Margin of Victory, Red Sox:	9, 6/15/97 (Red Sox 10, Mets 1 at New York)
Most Runs Scored, Mets:	9, 6/5/98 (Mets 9, Red Sox 2 at Boston)
Most Runs Scored, Red Sox:	12, 5/24/09 (Red Sox 12, Mets 5 at Boston)
Most Runs Scored, Both Teams:	17, 5/24/09 (Red Sox 12, Mets 5 at Boston)
Longest Game, Innings:	12, 6/11/99 (Red Sox 3, Mets 2 at New York)

SERIES SWEEPS

Last Three-Game Sweep, Red Sox At New York: None. At Boston: 6/27/06-6/29/06



CHICAGO WHITE SOX

AL CENTRAL
85-77 • SECOND PLACE

U.S. Cellular Field

333 West 35th St., Chicago, IL 60616

312-674-1000



U.S. CELLULAR FIELD

ROBIN VENTURA

Manager

2012 OVERALL: 0-0

At Chicago: 0-0

At New York: 0-0

OVERALL: 1-2

At Chicago: 1-2

At New York: 0-0



★ METS ALL-TIME SERIES RESULTS VS. CHICAGO

YEAR	HOME	ROAD	TOTAL
2002	0-0	1-2	1-2

SERIES RECORDS

Longest Winning Streak, Mets:	1, 6/10/02
Longest Winning Streak, White Sox:	2, 6/11/02-6/12/02
Largest Margin of Victory, Mets:	2, 6/10/02 (Mets 3, White Sox 1 at Chicago)
Largest Margin of Victory, White Sox:	2, 6/11/02 (White Sox 10, Mets 8 at Chicago)
Most Runs Scored, Mets:	8, 6/11/02 (Mets 8, White Sox 10 at Chicago)
Most Runs Scored, White Sox:	10, 6/11/02 (White Sox 10, Mets 8 at Chicago)
Most Runs Scored, Both Teams:	18, 6/11/02 (White Sox 10, Mets 8 at Chicago)
Longest Game, Innings:	9, three times, last, 6/12/02 (White Sox 1, Mets 2 at Chicago)

SERIES SWEEPS

None





CLEVELAND INDIANS

AL CENTRAL
68-94 • FOURTH PLACE

Progressive Field
2401 Ontario St., Cleveland, OH 44115
216-420-4200



PROGRESSIVE FIELD

TERRY FRANCONA

Manager

2012 OVERALL: 0-0

At Cleveland: 0-0

At New York: 0-0

OVERALL: 7-2

At Cleveland: 5-1

At New York: 2-1



★ METS ALL-TIME SERIES RESULTS VS. CLEVELAND

YEAR	HOME	ROAD	TOTAL	YEAR	HOME	ROAD	TOTAL	YEAR	HOME	ROAD	TOTAL
2002	0-0	2-1	2-1	2004	2-1	0-0	2-1	2010	0-0	3-0	3-0

SERIES RECORDS

Longest Winning Streak, Mets:4, 6/17/04-present
Longest Winning Streak, Indians:1, twice, last, 6/16/04
Largest Margin of Victory, Mets:5, 6/15/04 (Mets 7, Indians 2 at New York)
Largest Margin of Victory, Indians:8, 6/16/04 (Indians 9, Mets 1 at New York)
Most Runs Scored, Mets:8, twice, last, 6/16/10 (Mets 8, Indians 4 at Cleveland)
Most Runs Scored, Indians:9, 6/16/04 (Indians 9, Mets 1 at New York)
Most Runs Scored, Both Teams:14, 6/8/02 (Mets 8, Indians 6 at Cleveland)
Longest Game, Innings:9, nine times, last, 6/17/10 (Mets 6, Indians 4 at Cleveland)

SERIES SWEEPS

Last Three-Game Sweep, Mets:At Cleveland, 6/15/10-6/17/10
------------------------------	------------------------------------



DETROIT TIGERS

AL CENTRAL
88-74 • FIRST PLACE • AMERICAN LEAGUE CHAMPIONS

Comerica Park

2100 Woodward Ave., Detroit, MI 48201
313-471-2000



COMERICA PARK

JIM LEYLAND

Manager

2012 OVERALL: 0-0


At Detroit: 0-0

At New York: 0-0

OVERALL: 8-7

At Detroit: 3-6

At New York: 5-1



★ METS ALL-TIME SERIES RESULTS VS. DETROIT

YEAR	HOME	ROAD	TOTAL	YEAR	HOME	ROAD	TOTAL	YEAR	HOME	ROAD	TOTAL
1997	0-0	0-3	0-3	2007	0-0	1-2	1-2	2011	0-0	2-1	2-1
2004	3-0	0-0	3-0	2010	2-1	0-0	2-1				

SERIES RECORDS

Longest Winning Streak, Mets:4 (6/18/04-6/8/07)
Longest Winning Streak, Tigers:3 (6/20/97-6/23/97)
Largest Margin of Victory, Mets:11, 6/28/11 (Mets 14, Tigers 3 at New York)
Largest Margin of Victory, Tigers:14, 6/20/97 (Tigers 14, Mets 0 at Detroit)
Most Runs Scored, Mets:16, 6/29/11 (Mets 16, Tigers 9 at New York)
Most Runs Scored, Tigers:15, 6/10/07 (Tigers 15, Mets 7 at Detroit)
Most Runs Scored, Both Teams:25, 6/29/11 (Mets 16, Tigers 9 at Detroit)
Longest Game, Innings:10, 6/19/04 (Mets 4, Tigers 3 at New York)

SERIES SWEEPS

Last Three-Game Sweep, MetsAt New York: 6/18/04-6/20/04
Last Three-Game Sweep, Tigers:At Detroit: 6/20/97-6/23/97






HOUSTON ASTROS

AL WEST
55-107 • SIXTH PLACE • NL CENTRAL

Minute Maid Park

P.O. Box 288, Houston, TX 77001

713-259-8000



MINUTE MAID PARK

BO PORTER

Manager

2012 OVERALL: 2-4

At Houston: 0-3

At New York: 2-1

OVERALL: 258-308

At Houston: 108-176

At New York: 150-132



★ METS ALL-TIME SERIES RESULTS VS. HOUSTON

YEAR	HOME	ROAD	TOTAL	YEAR	HOME	ROAD	TOTAL	YEAR	HOME	ROAD	TOTAL
1962	2-6	1-7	3-13	1979	2-4	1-5	3-9	1996	2-4	2-4	4-8
1963	3-6	2-7	5-13	1980	3-3	1-5	4-8	1997	2-4	2-3	4-7
1964	7-2	2-7	9-9	1981	2-1	1-5	3-6	1998	1-2	3-3	4-5
1965	2-7	2-7	4-14	1982	2-4	2-4	4-8	1999	3-3	2-1	5-
1966	6-3	5-4	11-7	1983	1-5	2-4	3-9	2000	2-1	3-1	5-2
1967	6-3	1-8	7-11	1984	3-3	5-1	8-4	2001	2-1	1-2	3-3
1968	4-5	4-5	8-10	1985	4-2	4-2	8-4	2002	1-2	1-2	2-4
1969	2-4	0-6	2-10	1986	5-1	2-4	7-5	2003	2-1	2-1	4-2
1970	4-2	2-4	6-6	1987	3-3	3-3	6-6	2004	2-1	2-1	4-2
1971	4-2	3-3	7-5	1988	5-1	2-4	7-5	2005	4-2	1-3	5-5
1972	3-3	3-3	6-6	1989	3-3	3-3	6-6	2006	2-1	2-1	4-2
1973	2-4	4-2	6-6	1990	5-1	2-4	7-5	2007	3-0	2-2	5-2
1974	4-2	2-4	6-6	1991	2-4	3-3	5-7	2008	2-2	0-3	2-5
1975	5-1	3-3	8-4	1992	4-2	3-3	7-5	2009	3-0	2-1	5-1
1976	3-3	3-3	6-6	1993	1-5	0-6	1-11	2010	2-1	2-2	4-3
1977	4-2	2-4	6-6	1994	2-1	1-2	3-3	2011	1-2	2-1	3-3
1978	3-3	2-4	5-7	1995	3-3	3-3	6-6	2012	2-1	0-3	2-4

SERIES RECORDS

Longest Winning Streak, Mets:	7, 7/17/66-7/27/66
Longest Winning Streak, Astros:	10, 5/23/69-5/29/70
Largest Margin of Victory, Mets:	16, 8/30/99 (Mets 17, Astros 1 at Houston)
Largest Margin of Victory, Astros:	13, twice, last, 7/30/02 (Astros 16, Mets 3 at New York)
Most Runs Scored, Mets:	17, 8/30/99 (Mets 17, Astros 1 at Houston)
Most Runs Scored, Astros:	16, 7/30/02 (Astros 16, Mets 3 at New York)
Most Runs Scored, Both Teams:	22, 5/6/73 (Astros 14, Mets 8 at New York)
Longest Game, Innings:	24, 4/15/68 (Astros 1, Mets 0)

SERIES SWEEPS

Last Two-Game Sweep, Mets:	At New York: 7/3/90-7/4/90. At Houston: None
Last Two-Game Sweep, Astros:	At New York: 4/16/96-4/17/96. At Houston: 4/28/98-4/29/98
Last Three-Game Sweep, Mets:	At New York: 10/2-10/4/09 At Houston: 4/6/84-4/8/84
Last Three-Game Sweep, Astros:	At New York: 4/9/93-4/11/93. At Houston: 4/30/12-5/2/12
Last Four-Game Sweep, Mets:	At New York: 6/2/75-6/5/75. At Houston: None
Last Four-Game Sweep, Astros:	At New York: 9/13/63-9/15/63. At Houston: 6/24/65-6/27/65





KANSAS CITY ROYALS

AL WEST
55-107 • SIXTH PLACE • NL CENTRAL

Kauffman Stadium
1 Royal Way, Kansas City, MO 64129
816-921-8000



KAUFFMAN STADIUM

NED YOST

Manager

2012 OVERALL: 0-0

At Kansas City: 0-0

At New York: 0-0

OVERALL: 3-3

At Kansas City: 1-2

At New York: 2-1



★ METS ALL-TIME SERIES RESULTS VS. KANSAS CITY

YEAR	HOME	ROAD	TOTAL	YEAR	HOME	ROAD	TOTAL
2002	2-1	0-0	2-1	2004	0-0	1-2	1-2

SERIES RECORDS

Longest Winning Streak, Mets:	1, three times, last, 6/13/04
Longest Winning Streak, Royals:	2, 6/11/04-6/12/04
Largest Margin of Victory, Mets:	3, 6/13/04 (Mets 5, Royals 2 at Kansas City)
Largest Margin of Victory, Royals:	4, 6/22/02 (Royals 5, Mets 1 at New York)
Most Runs Scored, Mets:	5, three times, last, 6/13/04 (Mets 5, Royals 2 at Kansas City)
Most Runs Scored, Royals:	7, 6/11/04 (Royals 7, Mets 5 at Kansas City)
Most Runs Scored, Both Teams:	12, 6/11/04 (Royals 7, Mets 5 at Kansas City)
Longest Game, Innings:	9, six times, last, 6/13/04 (Mets 5, Royals 2 at Kansas City)

SERIES SWEEPS

None





LOS ANGELES ANGELS OF ANAHEIM

AL WEST
89-73 • THIRD PLACE

Angel Stadium of Anaheim
2000 Gene Autry Way, Anaheim, CA 92806
714-940-2000



ANGEL STADIUM OF ANAHEIM

MIKE SCIOSCIA

Manager

2012 OVERALL: 0-0

At Los Angeles: 0-0

At New York: 0-0

OVERALL: 6-6

At Los Angeles: 4-2

At New York: 2-4



★ METS ALL-TIME SERIES RESULTS VS. LOS ANGELES

YEAR	HOME	ROAD	TOTAL	YEAR	HOME	ROAD	TOTAL	YEAR	HOME	ROAD	TOTAL
2003	0-0	2-1	2-1	2008	0-0	2-1	2-1	2011	1-2	0-0	1-2
2005	1-2	0-0	1-2								

SERIES RECORDS

Longest Winning Streak, Mets: 1, six times, last, 6/18/11
Longest Winning Streak, Angels: 1, six times, last, 6/19/11 - present
Largest Margin of Victory, Mets: 8, 6/15/03 (Mets 8, Angels 0 at Los Angeles)
Largest Margin of Victory, Angels: 10, twice, last, 6/10/05 (Angels 12, Mets 2 at New York)
Most Runs Scored, Mets: 9, 6/16/08 (Mets 9, Angels 6 at Los Angeles)
Most Runs Scored, Angels: 13, 6/14/03 (Angels 13, Mets 3 at Los Angeles)
Most Runs Scored, Both Teams: 16, 6/14/03 (Angels 13, Mets 3 at Los Angeles)

SERIES SWEEPS


Longest Game, Innings: 10, twice, last, 6/18/08 (Mets 5, Angels 4 at Los Angeles)
------------------------	--



MINNESOTA TWINS

AL CENTRAL
66-96 • FIFTH PLACE • AL CENTRAL

Target Field
1 Twins Way, Minneapolis, MN 55403
612-659-3400



TARGET FIELD

RON GARDENHIRE

Manager

2012 OVERALL: 0-0

At Minnesota: 0-0

At New York: 0-0

OVERALL: 5-7

At Minnesota: 0-3

At New York: 5-4



★ METS ALL-TIME SERIES RESULTS VS. MINNESOTA

YEAR	HOME	ROAD	TOTAL	YEAR	HOME	ROAD	TOTAL	YEAR	HOME	ROAD	TOTAL
2002	2-1	0-0	2-1	2007	1-2	0-0	1-2	2010	2-1	0-0	2-1
2004	0-0	0-3	0-3								

SERIES RECORDS

Longest Winning Streak, Mets:2, 6/19/02-6/20/02
Longest Winning Streak, Twins:3, 6/8/04-6/10/04
Largest Margin of Victory, Mets:7, 6/18/07 (Mets 8, Twins 1 at New York)
Largest Margin of Victory, Twins:9, 6/19/07 (Twins 9, Mets 0 at New York)
Most Runs Scored, Mets:8, 6/18/07 (Mets 8, Twins 1 at New York)
Most Runs Scored, Twins:9, 6/19/07 (Twins 9, Mets 0 at New York)
Most Runs Scored, Both Teams:9, twice, last 6/19/07 (Twins 9, Mets 0 at New York)
Longest Game, Innings:15, 6/10/04 (Twins 3, Mets 2 at Minnesota)

SERIES SWEEPS





NEW YORK YANKEES

AL EAST
95-67 • FIRST PLACE

Yankee Stadium

1 East 161st St., Bronx, NY 10451
718-239-4300



YANKEE STADIUM

JOE GIRARDI

Manager

2012 OVERALL: 1-5

At Yankee Stadium: 0-3

At Citi Field: 1-2


OVERALL: 36-54

At New Yankee Stadium: 3-9

At Old Yankee Stadium: 13-20

At Shea Stadium: 16-17

At Citi Field: 4-8



★ METS ALL-TIME SERIES RESULTS VS. NEW YORK

YEAR	HOME	ROAD	TOTAL	YEAR	HOME	ROAD	TOTAL	YEAR	HOME	ROAD	TOTAL
1997	0-0	1-2	1-2	2003	0-3	0-3	0-6	2009	0-3	1-2	1-5
1998	1-2	0-0	1-2	2004	3-0	1-2	4-2	2010	2-1	1-2	3-3
1999	2-1	1-2	3-3	2005	1-2	2-1	3-3	2011	1-2	1-2	2-4
2000	1-2	1-2	2-4	2006	2-1	1-2	3-3	2012	1-2	0-3	1-5
2001	1-2	1-2	2-4	2007	2-1	1-2	3-3				
2002	2-1	1-2	3-3	2008	1-2	3-0	4-2				

SERIES RECORDS

Longest Winning Streak, Mets:3, four times, last, 5/22/10-6/18/10
Longest Winning Streak, Yankees:7, 6/30/02-6/29/03
Largest Margin of Victory, Mets:10, 6/9/00 (Mets 12, Yankees 2 at Yankee Stadium)
Largest Margin of Victory, Yankees:15, 6/14/09 (Yankees 15, Mets 0 at Yankee Stadium)
Most Runs Scored, Mets:15, 6/27/08 Game 1 (Mets 15, Yankees 6 at Yankee Stadium)
Most Runs Scored, Yankees:16, 7/2/06 (Yankees 16, Mets 7 at Yankee Stadium)
Most Runs Scored, Both Teams:23, 7/2/06 (Yankees 16, Mets 7 at Yankee Stadium)
Longest Game, Innings:11, twice, last, 5/20/06 (Yankees 5, Mets 4 at Shea Stadium)

SERIES SWEEPS

Last Two-Game Sweep, MetsAt Yankees: 5/17/08-5/18/08
Last Two-Game Sweep, YankeesAt Mets: 6/20/03-6/22/03
Last Three-Game Sweep, MetsAt Mets: 7/2/04-7/4/04
Last Three-Game Sweep, YankeesAt Mets: 6/26/09-6/28/09
Last Four Game Sweep, Yankees:At Yankees: 6/27/03-6/29/03 (Home and Away Doubleheader Included)

METS WHO PLAYED FOR THE YANKEES (113)

PLAYER	WITH METS	WITH YANKEES	PLAYER	WITH METS	WITH YANKEES
Juan Acevedo	1997	2003	Bob MacDonald	1996	1995
Jack Aker	1974	1969-1972	Elliott Maddox	1978-1980	1974-1976
Neil Allen	1979-1983	1985, 1987-1988	Josias Manzanillo	1993-1995, 1999	1995
Sandy Alomar Sr.	1967	1974-1976	Lee Mazzilli	1976-1981, 1986-1989	1982
Jason Anderson	2003	2003, 2005	Doc Medich	1977	1972-1975
Tucker Ashford	1983	1981	Doug Mientkiewicz	2005	2007
Luis Ayala	2008	2011	Gustavo Molina	2008	2011
Armando Benitez	1999-2003	2003	Dale Murray	1978-1979	1983-1985
Yogi Berra	1965	1946-1963	Xavier Nady	2006	2008
Angel Berroa	2009	2009	C.J. Nitkowski	2001	2004
Daryl Boston	1990-1992	1994	Bob Ojeda	1986-1990	1994
Darren Bragg	2001	2001	John Olerud	1997-1999	2004
Tim Burke	1991-1992	1992	Jesse Orosco	1979, 1981-1987	2003
Ray Burris	1979-1980	1979	John Pacella	1977-1980	1982
Miguel Cairo	2005	2004, 2007	Juan Padilla	2005-2008	2004
John Candelaria	1987	1988-1989	Chan Ho Park	2007	2010
Duke Carmel	1963	1965	Andy Phillips	2008	2004-2007
Alberto Castillo	1995-1998	2002	Lenny Randle	1977-1978	1979
Rick Cerone	1991	1980-1984, 1987, 1990	Willie Randolph	1992	1976-1988
Tony Clark	2003	2004	Jeff Reardon	1979-1981	1994
David Cone	1987-1992, 2003	1995-2000	Tim Redding	2009	2005
Billy Cowan	1965	1969	Hal Reniff	1967	1961-1967
Wilson Delgado	2004	2000	Royce Ring	2005-2006	2010
Octavio Dotel	1999	2006	Kenny Rogers	1999	1996-1997
Dock Ellis	1979	1976-77	Rey Sanchez	2003	1997, 2005
Kevin Elster	1986-1992	1994-95	Rafael Santana	1984-1987	1988-1989
Alvaro Espinoza	1996	1988-91	Don Schulze	1987	1989
Scott Erickson	2004	2006	Gary Sheffield	2009	2004-2005
Tony Fernandez	1993	1995	Bill Short	1968	1960
Tim Foli	1970-1971, 1978-1979	1984	Charley Smith	1964-1965	1967-1968
Bob Friend	1966	1966	Shane Spencer	2004	1998-2002
Karim Garcia	2004	2002-2003	Roy Staiger	1975-1977	1979
Rob Gardner	1965-1966	1970-1972	Mike Stanton	2003-2004	1997-2002, 2005
Paul Gibson	1992-1993	1993-1994, 1996	Kelly Stinnett	1994-1995, 2006	2006
Jesse Gonder	1963-1965	1960-1961	Darryl Strawberry	1983-1990	1995-1999
Dwight Gooden	1984-1994	1996-1997, 2000	Tom Sturdivant	1964	1955-1959
Lee Guetterman	1992	1989-1992	Bill Sudakis	1972	1974
Greg A. Harris	1981	1994	Ron Swoboda	1965-1970	1971-1973
Rickey Henderson	1999-2000	1985-1989	Frank Tanana	1993	1993
Felix Heredia	2005	2003-2004	Tony Tarasco	2002	1999
Orlando Hernandez	2006-2008	1998-2004	Walt Terrell	1982-84	1989
Keith Hughes	1990	1987	Ralph Terry	1966-1967	1956-1957 1959-1964
Ryota Igarashi	2010-2011	2012	Ryan Thompson	1992-1995	2000
Stan Jefferson	1986	1989	Marv Throneberry	1962-1963	1955-1959
Lance Johnson	1996-1997	2000	Dick Tidrow	1984	1974-1979
Dave Kingman	1975-1977, 1981-1983	1977	Bubba Trammell	2000	2003
Brandon Knight	2008	2001-2002	Mike Tonz	1983-1984	1977
Matt Lawton	2001	2005	Raul Valdes	2010	2011
Tim Leary	1981, 1983-1984	1990-1992	Robin Ventura	1999-2001	2002-2003
Ricky Ledee	2006-2007	1998-2000	Jose Vizcaino	1994-1996	2000
Al Leiter	1998-2004	1987-1989, 2005	Claudell Washington	1980	1986-1988, 1990
Cory Lidle	1997	2006	Allen Watson	1999	1999-2000
Phil Linz	1967-1968	1962-1965	David Weathers	2002-2004	1996-1997
Graeme Lloyd	2003	1996-1998	Wally Whitehurst	1989-1992	1996
Phil Lombardi	1989	1986-1987	Gerald Williams	2004-2005	1992-1996, 2001-2002
Terrance Long	1999	2006	Gene Woodling	1962	1949-1954
			Todd Zeile	2000-2001, 2004	2003



METS VS. YANKEES

In 2000, the Mets and Yankees faced off in the first Subway World Series since the Yankees defeated the Brooklyn Dodgers in 1956. The Yankees went on to win the series in five games. The two teams also met in a historic doubleheader on July 8, 2000, marking the first time that the same two teams played two games in one day at different ballparks in 97 years. In 2012, the Mets were 1-5 vs. the Yankees during the regular season and 1-1 in Spring Training. Here's a look at the Mets record in the series:

OVERALL	80-113-1
WORLD SERIES:	1-4
REGULAR SEASON	36-54
SPRING TRAINING	34-47
MAYOR'S TROPHY	8-10-1
MAYOR'S CHALLENGE	2-2
BIG APPLE SERIES	1-2

METS-YANKEES DEALS

NOVEMBER, 1964—	Duke Carmel (OF) drafted by Yankees off Buffalo (AAA) roster.
JUNE 15, 1966—	Mets purchase Bob Friend (P) from the Yankees.
JUNE 29, 1967—	Mets purchase Hal Reniff (P) from the Yankees.
DECEMBER 9, 1977—	Mets trade Roy Staiger (IF) to Tacoma (AAA) for Sergio Ferrer (IF). Ferrer assigned to Tidewater.
AUGUST 20, 1979—	Mets purchase Ray Burris (P) from Yankees.
APRIL 1, 1980—	Mets trade Marshall Brandt (IF) for cash considerations.
APRIL 18, 1983—	Mets trade Steve Ray (P) and a player-to-be-named later (Felix Perdomo, [IF]) to Columbus (AAA) for Tucker Ashford (IF).
DECEMBER 11, 1987—	Mets trade Rafael Santana (IF) and Victor Garcia (P) in exchange for Phil Lombardi (C), Darren Reed (OF) and Steve Frey (P).
JUNE 9, 1992—	Mets trade Tim Burke (P) and cash for Lee Guetterman (P).
DECEMBER 7, 1992—	Mets select Mike Draper (P) from Columbus (AAA) in the Rule V Draft.
SEPTEMBER 17, 1993—	Mets trade Frank Tanana (P) for Kenny Greer (P).
DECEMBER 7, 2001—	Mets trade Robin Ventura (IF) for David Justice (OF).
JULY 16, 2003—	Mets trade Armando Benitez (P) for Jason Anderson (P), Anderson Garcia (P) and Ryan Bivens (P).
DECEMBER 3, 2004—	Mets trade Mike Stanton (LHP) for Felix Heredia (LHP).

TWO-STADIUMS DOUBLEHEADERS

The Mets and Yankees have previously met in a day-night, home-road doubleheader three times. The Mets and Yankees first historic doubleheader took place on July 8, 2000. Both New York teams played a regularly scheduled day game at Shea Stadium and then played a night game at Yankee Stadium which was a rescheduled contest from a rainout on June 11th. The Yankees won both games by the same 4-2 score. According to the Elias Sports Bureau, it was the first day-night doubleheader taking place in different venues since September 7, 1903. On that day, the New York Giants played two games against the Brooklyn Superbas (later known as the Dodgers). The first game was played in the morning at Brooklyn's Washington Park with John McGraw's Giants winning, 6-4. The second game was an afternoon contest at the Polo Grounds with Brooklyn winning, 3-0. The other day-night, Shea-Yankee Stadium doubleheaders were on June 28, 2003 and June 27, 2008. In 2003, the day game took place at Yankee Stadium with the Yankees winning, 7-1. The night cap was at Shea and the Yankees prevailed, 9-8. In 2008, the final year of both Shea Stadium and Yankee Stadium, the Mets and Yankees played a day-night, cross-borough doubleheader. The Mets won the day game at Yankee Stadium, 15-6, and the Yankees took the night cap, 9-0, at Shea.



OAKLAND ATHLETICS

AL WEST
94-68 • FIRST PLACE

McAfee Coliseum

7000 Coliseum Way, Oakland, CA 94621
510-638-4900



McAfee COLISEUM

BOB MELVIN

Manager

2012 OVERALL: 0-0

At Oakland: 0-0

At New York: 0-0

OVERALL: 6-3

At Oakland: 1-2

At New York: 5-1



METS ALL-TIME SERIES RESULTS VS. OAKLAND

YEAR	HOME	ROAD	TOTAL	YEAR	HOME	ROAD	TOTAL	YEAR	HOME	ROAD	TOTAL
2005	0-0	1-2	1-2	2007	3-0	0-0	3-0	2011	2-1	0-0	2-1

SERIES RECORDS

Longest Winning Streak, Mets:4, 6/16/05-6/24/07
Longest Winning Streak, Athletics:2, 6/14/05-6/15/05
Largest Margin of Victory, Mets:8, twice, last, 6/24/07 (Mets 10, Athletics 2 at New York)
Largest Margin of Victory, Athletics:5, 6/14/05 (Athletics 5, Mets 0 at Oakland)
Most Runs Scored, Mets:10, 6/24/07 (Mets 10, Athletics 2 at New York)
Most Runs Scored, Athletics:7, 6/21/11 (Athletics 7, Mets 3 at Oakland)
Most Runs Scored, Both Teams:15, 6/16/05 (Mets 9, Athletics 6 at Oakland)
Longest Game, Innings:13, 6/22/11 (Mets 3, Athletics 2 at New York)

SERIES SWEEPS

Last Three-Game Sweep, Mets:At Oakland: None. At New York: 6/22/07-6/24/07





SEATTLE MARINERS

AL WEST
75-87 • FOURTH PLACE

SAFECO Field

1250 First Ave. South, Seattle, WA 98134
206-346-4000



SAFECO FIELD

ERIC WEDGE

Manager

2012 OVERALL: 0-0


At Seattle: 0-0

At New York: 0-0

OVERALL: 2-7

At Seattle: 0-3

At New York: 2-4



★ METS ALL-TIME SERIES RESULTS VS. SEATTLE

YEAR	HOME	ROAD	TOTAL	YEAR	HOME	ROAD	TOTAL	YEAR	HOME	ROAD	TOTAL
2003	1-2	0-0	1-2	2005	0-0	0-3	0-3	2008	1-2	0-0	1-2

SERIES RECORDS

Longest Winning Streak, Mets:1, twice, last, 6/25/08
Longest Winning Streak, Mariners:7, 6/8/03-6/24/08
Largest Margin of Victory, Mets:6, 6/25/08 (Mets 8, Mariners 2 at New York)
Largest Margin of Victory, Mariners:12, 6/8/03, Game Two (Mariners 13, Mets 1 at New York)
Most Runs Scored, Mets:8, 6/25/08 (Mets 8, Mariners 2 at New York)
Most Runs Scored, Mariners:13, 6/8/03 (Mariners 13, Mets 1 at New York)
Most Runs Scored, Both Teams:16, 6/19/05 (Mariners 11, Mets 5 at Seattle)
Longest Game, Innings:9, nine times, last 6/25/08 (Mets 8, Mariners 2 at New York)

SERIES SWEEPS

Last Three-Game Sweep, Mariners:At Seattle: 6/17/05-6/19/05. At New York: None.





TAMPA BAY RAYS

AL EAST
90-71 • THIRD PLACE

Tropicana Field

1 Tropicana Dr., St. Petersburg, FL 33705

727-825-3137



TROPICANA FIELD

JOE MADDON

Manager

2012 OVERALL: 3-0

At Tampa Bay: 3-0

At New York: 0-0

OVERALL: 11-7

At Tampa Bay: 6-3

At New York: 5-4



★ METS ALL-TIME SERIES RESULTS VS. TAMPA BAY

YEAR	HOME	ROAD	TOTAL	YEAR	HOME	ROAD	TOTAL	YEAR	HOME	ROAD	TOTAL
1998	2-1	0-0	2-1	2000	2-1	0-0	2-1	2009	1-2	0-0	1-2
1999	0-0	2-1	2-1	2001	0-0	1-2	1-2	2012	0-0	3-0	3-0

SERIES RECORDS

Longest Winning Streak, Mets:3, two times, last, 6/12/12 - present
 Longest Winning Streak, Rays:3, 6/4/00-6/9/01

Largest Margin of Victory, Mets:10, 6/10/01 (Mets 10, Rays 0 at Tampa Bay)
 Largest Margin of Victory, Rays:10, 6/4/00 (Rays 15, Mets 5 at New York)

Most Runs Scored, Mets:10, 6/10/01 (Mets 10, Rays 0 at Tampa Bay)
 Most Runs Scored, Rays:15, 6/4/00 (Rays 15, Mets 5 at New York)
 Most Runs Scored, Both Teams:20, 6/4/00 (Rays 15, Mets 5 at New York)

Longest Game, Innings:11, 6/9/98 (Rays 5, Mets 4 in 11 innings at New York)

SERIES SWEEPS

Last Three-Game Sweep, Mets:At Tampa Bay: 6/12/12-6/14/12. At New York: None.






TORONTO BLUE JAYS

AL EAST
73-89 • FOURTH PLACE

Rogers Centre

1 Blue Jays Way, Toronto, Ontario M5V 1J1
416-341-1000



ROGERS CENTRE

JOHN GIBBONS

Manager

2012 OVERALL: 1-2

At Toronto: 1-2

At New York: 0-0

OVERALL: 15-6

At Toronto: 6-6

At New York: 9-0



★ METS ALL-TIME SERIES RESULTS VS. TORONTO

YEAR	HOME	ROAD	TOTAL	YEAR	HOME	ROAD	TOTAL	YEAR	HOME	ROAD	TOTAL
1997	3-0	0-0	3-0	2000	0-0	2-1	2-1	2012	0-0	1-2	1-2
1998	0-0	1-2	1-2	2001	3-0	0-0	3-0				
1999	3-0	0-0	3-0	2006	0-0	2-1	2-1				

SERIES RECORDS

Longest Winning Streak, Mets:6, 7/17/00-6/23/06
Longest Winning Streak, Blue Jays:2, 6/30/98-7/1/98
Largest Margin of Victory, Mets:8, twice, last 6/8/99 (Mets 11, Blue Jays 3 at Toronto)
Largest Margin of Victory, Blue Jays:5, 7/1/98 (Blue Jays 15, Mets 10 at Toronto)
Most Runs Scored, Mets:11, twice, last, 7/18/00 (Mets 11, Blue Jays 7 at Toronto)
Most Runs Scored, Blue Jays:15, 7/1/98 (Blue Jays 15, Mets 10 at Toronto)
Most Runs Scored, Both Teams:25, 7/1/98 (Blue Jays 15, Mets 10 at Toronto)
Longest Game, Innings:14, 6/9/99 (Mets 4, Blue Jays 3 at New York)

SERIES SWEEPS

Last Three-Game Sweep, Mets:At New York: 7/15/01-7/17/01. At Toronto: None



WHEN WAS THE LAST TIME?

NO-HITTER

Johan Santana, June 1, 2012 vs. St. Louis (Won, 8-0)

ONE-HITTER (COMPLETE GAME)

R.A. Dickey, June 18, 2012 vs. Baltimore (Won, 5-0)

ONE-HITTER (COMBINED)

Pedro Martinez (4.0), Carlos Muniz (2.0), Aaron Heilman (1.0),
Scott Schoeneweis (1.0), Billy Wagner (1.0),
July 12, 2008 vs. Colorado (Won, 3-0)

TWO-HITTER (COMPLETE GAME)

Miguel Batista, September 28, 2011 vs. Cincinnati (Won, 3-0)

TWO-HITTER (COMBINED)

Dillon Gee (4.0), D.J. Carrasco (2.0), Bobby Parnell (2.0)
Francisco Rodriguez (1.0)
July 15, 2011 vs. Atlanta (Won, 4-0)

OPPONENT NO-HITTER

Darryl Kile, at Houston, September 8, 1993 (Lost, 7-1)

OPPONENT ONE-HITTER (COMPLETE GAME)

Dontrelle Willis, at Florida, June 16, 2003 (Lost, 1-0)

OPPONENT ONE-HITTER (COMBINED)

A.J. Burnett (7.0), Brian Bruney (1.0), David Robertson (1.0)
at Yankees, June 27, 2009 (Lost, 5-0)

OPPONENT TWO-HITTER (COMBINED)

Wily Peralta (8.0), John Axford (1.0) at Milwaukee,
September 16, 2012 (Lost, 3-0)

OPPONENT TWO-HITTER (COMPLETE GAME)

Joel Pineiro vs. St. Louis, June 23, 2009 (Lost, 3-0)

BACK-TO-BACK SHUTOUTS (INDIVIDUAL)

Johan Santana - May 26, 2012 vs. San Diego (9-0) &
June 1, 2012 vs. St. Louis (8-0)

BACK-TO-BACK SHUTOUTS (TEAM)

June 29, 2012 vs. Los Angeles-NL (Won, 9-0)
July 30, 2012 vs. Los Angeles-NL (Won, 5-0)

METS WERE SHUT-OUT IN BACK-TO-BACK GAMES

July 15, 2010 at San Francisco (Lost, 0-2)
July 16, 2010 at San Francisco (Lost, 0-1)

INSIDE-THE-PARK HOME RUN

Angel Pagan, May 19, 2010 at Washington off Livan Hernandez

OPPONENT INSIDE-THE-PARK HOME RUN

Jay Bruce (Cincinnati), June 15, 2012 at New York off Dillon Gee

MET PITCHER TO GIVE UP BACK-TO-BACK HOME RUNS

Chris Young September 16, 2012 at Milwaukee
(Ryan Braun & Aramis Ramirez)

MET PITCHER TO GIVE UP BACK-TO-BACK-TO-BACK HOME RUNS

John Maine, June 12, 2007 at Los Angeles (NL)
(Wilson Betemit, Matt Kemp & Hong-Chi Kuo)

THREE HOME RUNS IN A GAME

Ike Davis, July 28 at Arizona

OPPONENT THREE HOME RUNS IN A GAME

Cody Ross September 11, 2006 at Florida

FOUR HOME RUNS-TEAM

June 27, 2012 at Chicago-NL (Won 17-1)
(Daniel Murphy-2, Ike Davis, Scott Hairston)

FIVE HOME RUNS-TEAM

September 30, 2006 at Washington (Won, 13-0)
(Ramon Castro, Endy Chavez, Julio Franco, David Wright, Shawn Green)

SIX HOME RUNS-TEAM

June 15, 1999 at Cincinnati
(Ricky Henderson-2, John Olerud, Mike Piazza, Edgardo Alfonzo,
Matt Franco)

SEVEN HOME RUNS-TEAM

April 19, 2005 at Philadelphia
(Jose Reyes-2, Victor Diaz-2, Mike Piazza, Doug Mientkiewicz, David Wright)

BACK-TO-BACK HOME RUNS

Justin Turner & David Wright
September 25, 2012 vs. Pittsburgh (First Inning) off Wandy Rodriguez

BACK-TO-BACK-TO-BACK HOME RUNS

Carlos Delgado, David Wright and Paul Lo Duca,
June 7, 2007 vs. Philadelphia (Sixth Inning) off Cole Hamels

THREE HOME RUNS IN AN INNING

July 16, 2006 at Chicago (Sixth Inning)
(Cliff Floyd, Carlos Beltran, David Wright)

GRAND SLAM

Jason Bay, September 2, 2012 at Miami off Mark Buehrle

OPPONENT GRAND SLAM

Ryan Howard, September 20, 2012 vs. Philadelphia off Josh Edgin

PINCH-HIT HOME RUN

Scott Hairston, September 11, 2012 vs. Washington off Tyler Clippard

PINCH-HIT GRAND SLAM

Fernando Tatis, July 27, 2009 vs. Colorado off Franklin Morales

HOME RUN EACH SIDE OF THE PLATE

Carlos Beltran, May 12, 2011 at Colorado

WALK-OFF HOME RUN

Ike Davis, August 26, 2012 vs. Houston off Wilton Lopez (Won, 2-1)

WALK-OFF HOME RUN (OPPONENT)

Jay Bruce, August 14, 2012 at Cincinnati off Josh Edgin

WALK-OFF GRAND SLAM

Kevin McReynolds vs. Montreal, June 25, 1991 (off Scott Ruskin)

WALK-OFF GRAND SLAM (OPPONENT)

Giancarlo Stanton at Miami, May 13, 2012 off Manny Acosta

HOME RUN TO LEAD OFF A GAME

Mike Baxter, August 30, 2012 at Philadelphia off Kyle Kendrick

TWO HITS IN THE SAME INNING

Chris Young, April 5, 2011 at Philadelphia (Third Inning)

HIT FOR CYCLE

Scott Hairston, April 27, 2012 at Colorado



HISTORY

THREE HITS-METS PITCHER

Chris Young, May 1, 2011 at Philadelphia

FOUR RBI-METS PITCHER

Dwight Gooden, May 11, 1990 vs. Los Angeles

HOME RUN-METS PITCHER

Jeremy Hefner, May 29, 2012 vs. Philadelphia off Joe Blanton

GRAND SLAM-METS PITCHER

Jack Hamilton vs. St. Louis, May 20, 1967 off Al Jackson

GRAND SLAM-OPPONENTS PITCHER

Jason Marquis, vs. Chicago (NL), September 22, 2008
off Jonathon Niese

TWO HOME RUNS IN A GAME- METS PITCHER

Walt Terrell, August 6, 1983 at Chicago

HOME RUN BY A METS PITCHER
BACK-TO-BACK GAMES

Ron Darling, June 25, 1989 vs. Philadelphia &
June 30, 1989 at Cincinnati

STOLEN BASE BY A METS PITCHER

Oliver Perez, May 11, 2008 vs. Cincinnati

METS PITCHER, PINCH-HIT

Jonathon Niese, May 16, 2011 vs. Florida (Triple)

STEAL OF HOME BY A METS PLAYER

Jason Pridie, May 15, 2011 at Houston

OPPONENT STEAL OF HOME

Andy Fox, at Florida, June 2, 2002

METS TURN TRIPLE PLAY

May 19, 2010 at Washington
(Angel Pagan, Henry Blanco, Jose Reyes, Ike Davis)
Batter: Cristian Guzman

OPPONENT-TURNS A TRIPLE PLAY

June 10, 2010 vs. San Diego (Game Two)
(Chase Headley, Lance Zawadzki, Adrian Gonzalez)
Batter: Ruben Tejada

SIX-RUN INNING

June 27, 2012 at Chicago-NL-Sixth Inning (Won, 17-1)

SEVEN-RUN INNING

June 28, 2011 at Detroit-Fourth Inning (Won, 16-9)

EIGHT-RUN INNING

June 25, 2011 at Texas-Sixth Inning (Won, 14-5)

NINE-RUN INNING

April 6, 2002 at Atlanta-Ninth Inning (Won, 11-2)

10-RUN INNING

June 30, 2000 vs. Atlanta-Eighth Inning (Won, 11-8)

11-RUN INNING

July 16, 2006 at Chicago (NL)-Sixth Inning (Won, 13-7)

OPPONENT SIX-RUN INNING

July 27, 2012 at Arizona-Second Inning (Lost, 11-5)

OPPONENT SEVEN-RUN INNING

August 11, 2012 vs. Atlanta-Second Inning (Lost, 9-3)

OPPONENT EIGHT-RUN INNING

September 20, 2012 vs. Philadelphia-First Inning (Lost, 16-1)

OPPONENT NINE-RUN INNING

May 2, 2010 at Philadelphia-Fourth Inning (Lost, 11-5)

OPPONENT TEN-RUN INNING

July 19, 1988 at Cincinnati-First Inning (Lost, 11-2)

OPPONENT 11-RUN INNING

April 27, 2012 at Colorado-Fifth Inning (Lost, 18-9)

MOST HOME RUNS SURRENDERED BY A METS PITCHER

CAREER

PITCHER	HR
1 Tom Seaver.....	212
2 Jerry Koosman.....	187
3 Ron Darling.....	155
4 Sid Fernandez.....	138
5 Bobby J. Jones.....	137

SEASON

PITCHER	HR
1 Roger Craig (1962).....	35
2 Pedro Astacio (2002).....	32
3 Jay Hook (1962).....	31
4 Pete Harnisch (1996).....	30
Rick Reed (1998).....	30
6 Roger Craig (1963).....	28
Rick Reed (2000).....	28
Steve Trachsel (2001).....	28
9 Chris Capuano (2011).....	27
10 Jack Fisher (1966).....	26
Bobby J. Jones (1996).....	26
Frank Tanana (1993).....	26
Steve Trachsel (2003).....	26



ALL-TIME PINCH-HIT HOME RUNS

1962	- (9)	Bouchee-2, Coleman-2, Throneberry-2, Hickman, Mantilla, Woodling	1988	- (1)	Johnson
1963	- (2)	Hicks, Thomas	1989	- (5)	Carreon-4, Mazzilli
1964	- (2)	Elliot, Thomas	1990	- (4)	Teufel-2, Carreon, O'Malley
1965	- (5)	Swoboda-2, Hickman, Lewis, C. Smith	1991	- (8)	Carreon-3, Sasser-2, Hundley, Jefferies, McReynolds
1966	- (9)	Hiller-2, Swoboda-2, Hickman, Kranepool, Murphy, Stephenson, Taylor	1992	- (4)	Boston-3, Pecota
1967	- (1)	Buchek	1993	- (2)	Walker, McKnight
1968	- (4)	Charles-3, Shamsky	1994	- (3)	Hundley, Orsulak, McReynolds
1969	- (1)	Dyer	1995	- (5)	C. Jones-3, Hundley, Orsulak
1970	- (4)	Marshall-2, Clendenon, Swoboda	1996	- (3)	Roberson, Petagine, Baerga
1971	- (1)	Marshall	1997	- (11)	M. Franco-3, Huskey-2, Ochoa-2, Gilbert, Everett, McRae, Gilkey
1972	- (0)	None	1998	- (4)	M. Franco, Hundley, Piazza, Tatum
1973	- (2)	Boswell-2	1999	- (2)	M. Franco, Allensworth
1974	- (2)	Boswell, Kranepool	2000	- (7)	Agbayani, Piazza, Pratt, Ventura, Johnson, Hamilton, Trammell
1975	- (3)	Garrett-2, Grote	2001	- (1)	Perez
1976	- (4)	Ayala, Baldwin, Boisclair, Mazzilli	2002	- (6)	Piazza, Wigginton, Valentin, Johnson, Tarasco, Payton
1977	- (4)	Boisclair, Hodges, Kranepool, Torre	2003	- (3)	Clark-2, Cedeno
1978	- (6)	Henderson-3, Kranepool-3	2004	- (6)	Valent-3, Williams, V. Wilson, Zeile
1979	- (1)	Norman	2005	- (5)	Anderson, Daubach, Offerman, Woodward, Jacobs
1980	- (4)	Norman-2, Henderson, Moreno	2006	- (3)	Franco, Marrero, Ledee
1981	- (2)	Cubbage, Jorgensen	2007	- (3)	Anderson, Newhan, Easley
1982	- (3)	Jorgensen, Rajsich, Staub	2008	- (4)	Anderson, Chavez, Easley, Murphy
1983	- (12)	Heep-4, Staub-3, Bradley-2, Foster, Jorgensen, Kingman	2009	- (5)	Tatis-2, Sheffield, Santos, Murphy
1984	- (2)	Hodges, Staub	2010	- (3)	Tatis, Hessman, Carter
1985	- (4)	Christensen, Hernandez, Johnson, Staub	2011	- (8)	Hairston-3, Evans, Duda, Martinez, Murphy, Pascucci
1986	- (2)	Teufel-2	2012	- (10)	Valdespin-5, Hairston-3, Cedeno-2
1987	- (7)	Magadan-2, Mazzilli-2, Lyons, Teufel, Strawberry			

METS ALL-TIME PINCH-HIT HOME RUN LEADERS

Mark Carreon.....	8
Ed Kranepool	6
Rusty Staub	6
Scott Hairston	6
JORDANY VALDESPIN	5
Matt Franco	5
Ron Swoboda	5
Tim Teufel	5
Danny Heep	4
Steve Henderson	4
Todd Hundley	4
Lee Mazzilli	4





ALL-TIME GRAND SLAMS

1962	- (2)	Kanehl, Thomas	1988	- (3)	McReynolds-2, Hernandez
1963	- (4)	Hickman-2, Harkness, Willey	1989	- (1)	McReynolds
1964	- (2)	Christopher, Hickman	1990	- (5)	McReynolds, Marshall, Johnson, Sasser, Strawberry
1965	- (0)	None	1991	- (4)	Boston, Brooks, Johnson, McReynolds
1966	- (2)	Bressoud, B. Taylor*	1992	- (3)	Murray-2, Bonilla
1967	- (2)	T. Davis, Hamilton	1993	- (4)	Gallagher, Hundley, Burnitz, Kent
1968	- (1)	Shamsky	1994	- (3)	Thompson, Orsulak*, Kent
1969	- (2)	C. Jones, Swoboda	1995	- (4)	Hundley-2 (1)*, Everett, Brogna
1970	- (2)	D. Marshall, Swoboda	1996	(0)	None
1971	- (3)	Agee, Boswell, D. Marshall	1997	- (6)	Everett-2, Hundley, Alfonso, McRae, Olerud
1972	- (2)	Agee, Staub	1998	- (1)	Piazza
1973	- (5)	Milner-2, Staub-2, Grote	1999	- (8)	Ventura-3, Olerud-2, Ordonez, McRae, Hamilton
1974	- (0)	None	2000	- (8)	Piazza-3, Agbayani*, Payton*, Pratt, Ventura, Zeile
1975	- (2)	Kingman, Staub	2001	(1)	Ventura
1976	- (3)	Milner-3	2002	- (2)	Piazza-2
1977	- (2)	Henderson, Stearns	2003	- (3)	Floyd, Reyes, Burnitz
1978	- (2)	Henderson*, Mazzilli	2004	- (1)	Floyd
1979	- (0)	None	2005	- (4)	Wright-2, Mientkiewicz, Floyd
1980	- (1)	Jorgensen	2006	- (10)	Beltran-3, Valentin-2, Wright-2, Floyd, Reyes, Delgado
1981	- (2)	Kingman-2	2007	- (0)	None
1982	- (1)	Hodges	2008	- (4)	Delgado-2, Beltran, Church
1983	- (2)	Foster-2	2009	- (4)	Tatis-2, Santos, Pagan
1984	- (1)	Chapman	2010	- (0)	None
1985	- (6)	Carter-2, Strawberry-2, Foster, Johnson	2011	- (3)	Bay-2, Beltran
1986	- (4)	Foster, Teufel*, Carter, Strawberry	2012	- (4)	Bay, Hairston, Davis, Nickeas
1987	- (7)	Johnson-2, Teufel, Dykstra, Lyons, Hernandez, Carter			

* = pinch-hit

METS ALL-TIME GRAND SLAM LEADERS

1.	Mike Piazza	6
2.	Howard Johnson	5
	Kevin McReynolds	5
	John Milner	5
	Robin Ventura	5
	Carlos Beltran	5
7.	DAVID WRIGHT	4
	Darryl Strawberry	4
	Todd Hundley	4
	Gary Carter	4
	Cliff Floyd	4
	George Foster	4

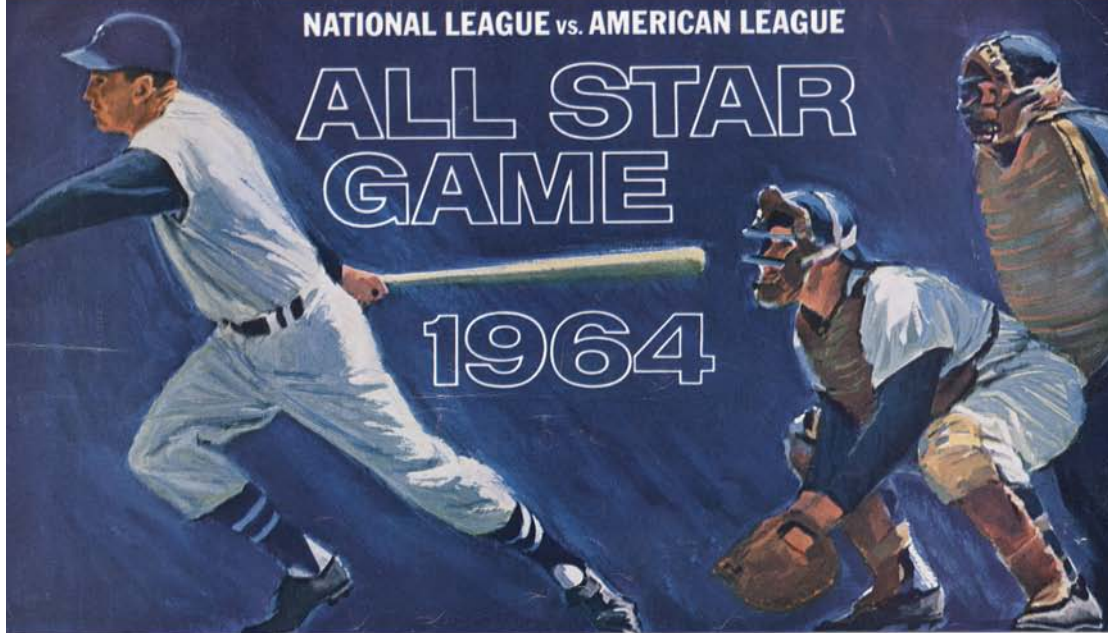
POSTSEASON



NATIONAL LEAGUE vs. AMERICAN LEAGUE

ALL STAR GAME

1964



SHEA STADIUM, NEW YORK



**OFFICIAL
PROGRAM
50 CENTS**





1969 LEAGUE CHAMPIONSHIP SERIES

ATLANTA



Braves

ATLANTA BRAVES vs.
NEW YORK METS

Mets Won Series
3-0



In the club's first ever trip to the postseason, the Mets sweep the best-of-five series vs. Atlanta, three games to none.

In Game One, trailing, 5-4, in the top of the eighth, New York rallied for five runs and a 9-5 win. Tom Seaver struggled, allowing five runs in 7.0 innings, but earned the victory.

In Game Two, two-run home runs by Tommie Agee, Ken Boswell and Cleon Jones lifted the Mets to an 11-6 win.

In front of 53,195 fans at Shea, New York advanced to the World Series with a 7-4 victory in Game Three. The lead changed hands three times before Wayne Garrett's two-run home run in the bottom of the fifth put the Mets ahead, 5-4. Nolan Ryan hurled 7.0 shutout innings to pick up the win and complete the sweep.

Boswell hit .333 with two home runs and five RBI, while Agee batted .357 with two home runs and four RBI. Hank Aaron cracked a home run in each game and drove in seven runs for the Braves.



Jerry Koosman greets Ron Swoboda.

PLAYER	AVG	G	AB	H	2B	3B	HR	RBI
Agee, of	.357	3	14	5	1	0	2	4
Boswell, 2b	.333	3	12	4	0	0	2	5
Garrett, 3b	.385	3	13	5	2	0	1	3
Gaspar, of	.000	3	0	0	0	0	0	0
Gentry, p	.000	1	0	0	0	0	0	0
Grote, c	.167	3	12	2	1	0	0	1
Harrelson, ss	.182	3	11	2	1	1	0	3
Jones, of	.429	3	14	6	2	0	1	4
Koosman, p	.000	1	2	0	0	0	0	0
Kranepool, 1b	.250	3	12	3	1	0	0	1
Martin, ph	.500	2	1	0	0	0	0	2
Ryan, p	.500	1	4	2	0	0	0	0
Seaver, p	.000	1	3	0	0	0	0	0
Shamsky, of	.538	3	13	7	0	0	0	1
Weis, 2b	.000	3	1	0	0	0	0	0
TOTALS	.327	113	37	8	1	6	24	

PITCHER	W-L	ERA	G	SV	IP	ER	SO
Gentry	0-0	9.00	1	0	2.0	2	1
Koosman	0-0	11.57	1	0	4.2	6	5
McGraw	0-0	0.00	1	1	3.0	1	1
Ryan	1-0	2.57	1	0	7.0	2	7
Seaver	1-0	6.43	1	0	7.0	5	2
Taylor	1-0	0.00	2	1	3.1	0	4
TOTALS	3-0	5.00			27.0	15	20

SATURDAY, OCTOBER 4 — GAME ONE

METS	AB	R	H	RBI	BRAVES	AB	R	H	RBI
Agee, cf	5	0	0	0	Millan, 2b	5	1	2	0
Garrett, 3b	4	1	2	0	Gonzalez, cf	5	2	2	2
Jones, lf	5	1	1	1	HAaron, rf	5	1	2	2
Shamsky, rf	4	1	3	0	Carty, lf	3	1	1	0
Weis, pr-2b	0	0	0	0	Lum, lf	1	0	1	0
Boswell, 2b	3	2	0	0	Cepeda, 1b	4	0	1	0
Gaspar, rf	0	0	0	0	Boyer, 3b	1	0	0	1
Kranepool, 1b	4	2	1	0	Didier, c	4	0	0	0
Grote, c	3	1	1	1	Garrido, ss	4	0	1	0
Harrelson, ss	3	1	1	2	Niekro, p	3	0	0	0
Seaver, p	3	0	0	0	Aspromonte, ph	1	0	0	0
Martin, ph	1	0	1	2	Upshaw, p	0	0	0	0
Taylor, p	0	0	0	0					

TOTALS	35	9	10	6	TOTALS	36	5	10	5				
METS	IP	H	R	ER	BB	SO	BRAVES	IP	H	R	ER	BB	SO
Seaver (W,1-0)	7.0	8	5	5	3	2	Niekro (L,0-1)	8.0	9	9	4	4	4
Taylor (S,1)	2.0	2	0	0	0	2	Upshaw	1.0	1	0	0	0	1
Totals	9.0	10	5	5	3	4	Totals	9.0	10	9	4	4	5

METS	0	2	0	2	0	0	5	0	—	9	10	1
BRAVES	0	1	2	0	1	0	1	0	—	5	10	2
E-Boswell, Cepeda, Gonzalez. DP-New York-0; Atlanta-2. 2B-Carty, Millan, Gonzalez, HAaron, Garrett, Lum. 3B-Harrelson. HR-Gonzalez (1), HAaron (1). SB-Cepeda (1), Jones (1). SF-Boyer.												
Time-2:37. Attendance-50,122.												

HP-Barlick; 1B-Donatelli; 2B-Sudol; 3B-Vargo; LF-Pelekoudas; RF-Steiner.



SUNDAY, OCTOBER 5 — GAME TWO

METS	AB	R	H	RBI	BRaves	AB	R	H	RBI
Agee, cf	4	3	2	2	Millan, 2b	2	1	2	0
Garrett, 3b	5	1	2	1	Gonzalez, cf	4	1	1	0
Jones, lf	5	2	3	3	HAaron, rf	5	1	1	3
Shamsky, rf	5	1	3	1	Carty, lf	4	2	1	0
Gaspar, pr-rf	0	0	0	0	Cepeda, 1b	4	1	2	1
Boswell, 2b	5	1	1	2	Boyer, 3b	4	0	1	2
McGraw, p	0	0	0	0	Didier, c	4	0	0	0
Kranepool, 1b	4	0	1	1	Garrido, ss	4	0	1	0
Grote, c	5	1	0	0	Reed, p	0	0	0	0
Harrelson, ss	5	1	1	1	Doyle, p	0	0	0	0
Koosman, p	2	1	0	0	Pappas, p	1	0	0	0
Taylor, p	0	0	0	0	TAaron, ph	1	0	0	0
Martin, ph	1	0	0	0	Britton, p	0	0	0	0
Weis, 2b	1	0	0	0	Upshaw, p	1	0	0	0
					Aspromonte, ph	1	0	0	0
					Neibauer, p	0	0	0	0

TOTALS	42	11	13	11	TOTALS	35	6	9	6				
METS	IP	H	R	ER	BB	SO	BRAVES	IP	H	R	ER	BB	SO
Koosman	4.2	7	6	6	4	5	Reed (L,0-1)	1.2	5	4	4	3	3
Taylor (W,1-0)	1.1	1	0	0	0	2	Doyle	1.0	2	2	0	1	3
McGraw (S,1-0)	3.0	1	0	0	1	1	Pappas	2.1	4	3	3	0	4
							Britton	0.1	0	0	0	1	0
							Upshaw	2.2	2	2	2	1	1
							Neibauer	1.0	0	0	0	0	1
Totals	9.0	9	6	6	5	8	Totals	9.0	13	11	9	6	12

METS	1	3	2	2	1	0	2	0	0	—	11	13	1
BRaves	0	0	0	1	5	0	0	0	0	—	6	9	3

E-Harrelson, Cepeda, Boyer, Gonzalez, DP-New York-2; Atlanta-0.
 2B-Harrelson, Garrett, Jones, Cepeda, Carty, HR-Agee (1), HAaron (1),
 Jones (1), Boswell (1), SB-Garrett (1), Agee 2(2), Jones (2).
 Time-3:10. Attendance-50,270.

HP-Barlick; 1B-Donatelli; 2B-Sudol; 3B-Vargo; LF-Pelekoudas; RF-Steiner.

MONDAY, OCTOBER 6 — GAME THREE

BRaves	AB	R	H	RBI	METS	AB	R	H	RBI
Millan, 2b	5	0	0	0	Agee, cf	5	1	3	2
Gonzalez, cf	5	1	2	0	Garrett, 3b	4	1	1	2
HAaron, rf	4	1	2	2	Jones, lf	4	1	2	0
Carty, lf	3	1	1	0	Shamsky, rf	4	0	1	0
Cepeda, 1b	3	1	2	2	Gaspar, pr-rf	0	0	0	0
Boyer, 3b	4	0	0	0	Boswell, 2b	4	1	3	3
Didier, c	3	0	0	0	Weis, 2b	0	0	0	0
Lum, ph	1	0	1	0	Kranepool, 1b	4	0	1	0
Jackson, ss	0	0	0	0	Grote, c	4	1	1	0
Garrido, ss	2	0	0	0	Harrelson, ss	3	0	0	0
Alou, ph	1	0	0	0	Gentry, p	0	0	0	0
Tillman, c	0	0	0	0	Ryan, p	4	1	2	0
Jarvis, p	2	0	0	0					
Stone, p	1	0	0	0					
Upshaw, p	0	0	0	0					
Aspromonte, ph	1	0	0	0					

TOTALS	35	4	8	4	TOTALS	36	7	14	7				
BRAVES	IP	H	R	ER	BB	SO	METS	IP	H	R	ER	BB	SO
Jarvis (L,0-1)	4.1	10	6	6	0	6	Gentry	2.0	5	2	2	1	1
Stone	1.0	2	1	1	0	0	Ryan (W,1-0)	7.0	3	2	2	2	7
Upshaw	2.2	2	0	0	0	2							
Totals	8.0	14	7	7	0	8	Totals	9.0	8	4	4	3	8
BRAVES	2	0	0	2	0	0	0	—	4	8	1		
METS	0	0	1	2	3	1	0	X	7	14			

E-Millan. DP-Atlanta-1; New York-0. 2B-Cepeda, Agee, HAaron, Kranepool, Jones, Grote. HR-HAaron (3), Agee (2), Boswell (2), Cepeda (1), Garrett (1). S-Harrelson. Time-2:24 Attendance-53,195.

E-Millan, DP-Atlanta-1; New York-0. 2B-Cepeda, Agee, HAaron, Kranepool,
 Jones, Grote, HR-HAaron (3), Agee (2), Boswell (2), Cepeda (1), Garrett (1).
 S-Harrelson. Time-2:24. Attendance-53,195.

HP-Sudol; 1B-Vargo; 2B-Pelekoudas; 3B-Steiner; LF-Barlick; RF-Donatelli.



Mets fans celebrate on the field at Shea Stadium after the final out of the 1969 World Series.





1969 WORLD SERIES



BALTIMORE ORIOLLES vs. NEW YORK METS

Mets Won Series
4-1



The New York Mets entered the 1969 World Series as heavy underdogs against Baltimore. After falling in Game One, the Amazins' rattled off four straight wins to earn their first championship, just eight years after the franchise was born.

In Game One, Baltimore's leadoff batter Don Buford smacked a home run off Tom Seaver. Mike Cuellar and the Orioles went on to a 4-1 triumph.

In Game Two, Jerry Koosman tossed 6.0 no-hit innings before Paul Blair singled to lead off the seventh. With the game tied, 1-1, in the ninth, Ed Charles, Jerry Grote and Al Weis strung together consecutive two-out singles to give New York a 2-1 lead. Koosman retired the first two batters in the ninth, before walking the next two. Ron Taylor got the final out of the game, retiring Brooks Robinson to even the series at one game apiece.

A raucous Shea crowd of 56,335 watched the Mets shut out Baltimore, 5-0 in Game Three. Tommie Agee hit a leadoff home run off Jim Palmer, the only leadoff home run the Hall of Famer would ever allow, to put the Mets on the board early. In the fourth, the Orioles threatened, with runners at the corners and two outs, when Agee made a running, backhanded catch at the warning track in left-center to rob Elrod Hendricks. In the seventh, Baltimore loaded the bases with two outs, Blair laced a high drive to right-center, Agee running full tilt caught the ball sprawling on the warning track. Tommie had made two of the greatest World Series catches ever; just three innings apart.

In Game Four, Seaver out-duelled Cuellar in a thrilling 10-inning, 2-1 victory. Donn Clendenon belted a solo home run in the second to give the Mets a 1-0 lead, which would hold up until the ninth. The Orioles put runners at first and third with one out, Brooks Robinson laced a sinking line drive to right-center. Ron Swoboda made a full length, diving catch. The tying run scored, but the brilliant catch prevented further damage. In the bottom of the 10th, with runners at first and second and nobody out, J.C. Martin pinch-hit for Seaver. Martin dropped a bunt down and Orioles' pitcher Pete Richert fielded the ball, but his throw hit Martin and the ball caromed into rightfield allowing Rod Gaspar to score from second. The Mets were one win away from their first title, while Baltimore argued that Martin was outside the basepath.

The unthinkable occurred on October 16, 1969 at Shea. Behind a 5-3 victory, New York's lovable losers were champions. The Orioles led 3-0 early, but home runs by Clendenon and Weis tied the game. In the eighth, Swoboda gave the Mets the lead with an RBI double. Koosman induced future Mets Manager Davey Johnson to fly out to Cleon Jones in leftfield for the final out. Jones (Sport Magazine) and Weis (BBWAA) were the Series MVP's.



A jubilant Jerry Koosman leaps into the arms of catcher Jerry Grote after the final out of the 1969 World Series in Game Five vs. Baltimore.

PLAYER	AVG	G	AB	H	2B	3B	HR	RBI
Agee, of	.167	5	18	3	0	0	1	1
Boswell, 2b	.333	1	3	1	0	0	0	0
Charles, 3b	.133	4	15	2	1	0	0	0
Clendenon, 1b	.357	4	14	5	1	0	3	4
Dyer, ph	.000	1	1	0	0	0	0	0
Garrett, 3b	.000	2	1	0	0	0	0	0
Gaspar, of	.000	3	2	0	0	0	0	0
Gentry, p	.333	1	3	1	1	0	0	2
Grote, c	.211	5	19	3	2	0	0	1
Harrelson, ss	.176	5	17	3	0	0	0	0
Jones, of	.158	5	19	3	1	0	0	0
Koosman, p	.143	2	7	1	0	0	0	0
Kranepool, 1b	.250	1	4	1	0	0	1	1
Martin, ph	.000	1	0	0	0	0	0	0
Seaver, p	.000	2	4	0	0	0	0	0
Shamsky, of	.000	3	6	0	0	0	0	0
Swoboda, of	.400	4	15	6	1	0	0	1
Weis, 2b	.455	5	11	5	0	0	1	3
TOTALS	.220	159	35	8	0	6	13	

PITCHER	W-L	ERA	G	SV	IP	ER	SO
Cardwell	0-0	0.00	1	0	1.0	0	0
Gentry	1-0	0.00	1	0	6.2	0	4
Koosman	2-0	2.04	2	0	17.2	4	9
Ryan	0-0	0.00	1	1	2.1	0	3
Seaver	1-1	3.00	2	0	15.0	5	9
Taylor	0-0	0.00	2	1	2.1	0	3
TOTALS	4-1	1.80		2	45.0	9	28

SATURDAY, OCTOBER 11 — GAME ONE

METS	AB	R	H	RBI	ORIOLES	AB	R	H	RBI
Agee, cf	4	0	0	0	Buford, lf	4	1	2	2
Harrelson, ss	3	0	1	0	Blair, cf	3	0	0	0
Jones, lf	4	0	1	0	FRobinson, rf	4	0	0	0
Clendenon, 1b	4	1	2	0	Powell, 1b	4	0	1	0
Swoboda, rf	3	0	1	0	BRobinson, 3b	4	0	0	0
Charles, 3b	4	0	0	0	Hendricks, c	3	1	1	0
Grote, c	4	0	1	0	Johnson, 2b	2	1	0	0
Weis, 2b	1	0	0	1	Belanger, ss	3	1	1	1
Seaver, p	1	0	0	0	Cuellar, p	3	0	1	1
Dyer, ph	1	0	0	0					
Cardwell, p	0	0	0	0					
Gaspar, ph	1	0	0	0					
Taylor, p	0	0	0	0					
Shamsky, ph	1	0	0	0					

TOTALS 31 1 6 1 TOTALS 30 4 6 4

METS	IP	H	R	ER	BB	SO	ORIOLES	IP	H	R	ER	BB	SO
Seaver (L,0-1)	5.0	6	4	4	1	3	Cuellar (W,1-0)	9.0	6	1	1	4	8
Cardwell	1.0	0	0	0	0	0							
Taylor (S,1)	2.0	0	0	0	1	3							

TOTALS 8.0 6 4 4 2 6 TOTALS 9.0 6 1 1 4 8

METS	0 0 0	0 0 0	1 0 0	—	1 6 1
ORIOLES	1 0 0	3 0 0	0 0 X	—	4 6 0

E-Weis. DP-New York-0; Baltimore-1. 2B-Clendenon, Buford.

HR-Buford (1). SF-Weis. Time-2:13. Attendance-50,429.

HP-Soar; 1B-Secory; 2B-Napp; 3B-Crawford; LF-DiMuro; RF-Weyer.

SUNDAY, OCTOBER 12 — GAME TWO

METS	AB	R	H	RBI	ORIOLES	AB	R	H	RBI
Agee, cf	4	0	0	0	Buford, lf	4	0	0	0
Harrelson, ss	3	0	0	0	Blair, cf	4	1	1	0
Jones, lf	4	0	0	0	FRobinson, rf	3	0	0	0
Clendenon, 1b	3	1	1	1	Rettenmund, ph	0	0	0	0
Swoboda, rf	4	0	0	0	Powell, 1b	3	0	0	0
Charles, 3b	4	1	2	0	BRobinson, 3b	4	0	1	1
Grote, c	4	0	1	0	Johnson, 2b	2	0	0	0
Weis, 2b	3	0	2	1	Etchebarren, c	3	0	0	0
Koosman, p	4	0	0	0	Belanger, ss	3	0	0	0
Taylor, p	0	0	0	0	McNally, p	3	0	0	0

TOTALS 33 2 6 2 TOTALS 29 1 2 1

METS	IP	H	R	ER	BB	SO	ORIOLES	IP	H	R	ER	BB	SO
Koosman (W,1-0)	8.2	2	1	1	3	4	McNally (L,0-1)	9.0	6	2	2	3	7
Taylor (S,1)	0.1	0	0	0	0	0							

TOTALS 9.0 2 1 1 3 4 TOTALS 9.0 6 2 2 3 7

METS	0 0 0	1 0 0	0 0 1	—	2 6 0
ORIOLES	0 0 0	0 0 0	1 0 0	—	1 2 0

2B-Charles. HR-Clendenon (1). SB-Blair (1). Time-2:20. Attendance-50,850.

HP-Secory; 1B-Napp; 2B-Crawford; 3B-DiMuro; LF-Weyer; RF-Soar.

TUESDAY, OCTOBER 14 — GAME THREE

ORIOLES	AB	R	H	RBI	METS	AB	R	H	RBI
Buford, lf	3	0	0	0	Agee, cf	3	1	1	1
Blair, cf	5	0	0	0	Garrett, 3b	1	0	0	0
FRobinson, rf	2	0	1	0	Jones, lf	4	0	0	0
Powell, 1b	4	0	2	0	Shamsky, rf	4	0	0	0
BRobinson, 3b	4	0	0	0	Weis, 2b	0	0	0	0
Hendricks, c	4	0	0	0	Boswell, 2b	3	1	1	0
Johnson, 2b	4	0	0	0	Gaspar, rf	1	0	0	0
Belanger, ss	2	0	0	0	Kranepool, 1b	4	1	1	1
Palmer, p	2	0	0	0	Grote, c	3	1	1	1
May, ph	0	0	0	0	Harrelson, ss	3	1	1	0
Leonhard, p	0	0	0	0	Gentry, p	3	0	1	2
Dalrymple-ph	1	0	1	0	Ryan, p	0	0	0	0
Salmon, pr	0	0	0	0					

TOTALS 31 0 4 0 TOTALS 29 5 6 5

ORIOLES	IP	H	R	ER	BB	SO	METS	IP	H	R	ER	BB	SO
Palmer (L,0-1)	6.0	5	4	4	4	5	Gentry (W,1-0)	6.2	3	0	0	5	4
Leonhard	2.0	1	1	1	1	1	Ryan (S,1)	2.1	1	0	0	2	3

TOTALS 8.0 6 5 5 5 6 TOTALS 9.0 4 0 0 7 7

ORIOLES	0 0 0	0 0 0	0 0 0	—	0 4 1
METS	1 2 0	0 0 1	0 1 X	—	5 6 0

E-Palmer. 2B-Gentry, Grote. HR-Agee (1). Kranepool (1). S-Garrett.

Time-2:33. Attendance-56,335.

HP-Napp; 1B-Crawford; 2B-DiMuro; 3B-Weyer; LF-Soar; RF-Secory.

WEDNESDAY, OCTOBER 15 — GAME FOUR

ORIOLES	AB	R	H	RBI	METS	AB	R	H	RBI
Buford, lf	5	0	0	0	Agee, cf	4	0	1	0
Blair, cf	4	0	1	0	Harrelson, ss	4	0	1	0
FRobinson, rf	4	1	1	0	Jones, lf	4	0	1	0
Powell, 1b	4	0	1	0	Clendenon, 1b	4	1	1	1
BRobinson, 3b	3	0	0	1	Swoboda, rf	4	0	3	0
Hendricks, c	3	0	0	0	Charles, 3b	2	0	0	0
Johnson, 2b	4	0	0	0	Shamsky, ph	1	0	0	0
Belanger, ss	4	0	1	0	Garrett, 3b	0	0	0	0
Cuellar, p	2	0	1	0	Grote, c	4	0	1	0
May, ph	1	0	0	0	Gaspar, pr	0	1	0	0
Watt, p	0	0	0	0	Weis, 2b	3	0	2	0
Dalrymple, ph	1	0	1	0	Seaver, p	3	0	0	0
Hall, p	0	0	0	0	Martin, ph	0	0	0	0
Richert, p	0	0	0	0					

TOTALS 35 1 6 1 TOTALS 34 2 10 1

ORIOLES	IP	H	R	ER	BB	SO	METS	IP	H	R	ER	BB	SO
Cuellar	7.0	7	1	1	0	5	Seaver (W,1-1)	10.0	6	1	1	2	6
Watt	2.0	2	0	0	0	2							
Hall (L,0-1)	0.0	1	1	0	1	0							
Richert	0.0	0	0	0	0	0							

TOTALS 9.0 10 2 1 1 7 TOTALS 10.0 6 1 1 2 6

ORIOLES	0 0 0	0 0 0	0 0 1	0	—	1 6 1
METS	0 1 0	0 0 0	0 0 0	1	—	2 10 1

E-Richert, Garrett. DP-Baltimore-3; New York-0. 2B-Grote.

HR-Clendenon (2). S-Martin. SF-BRobinson.

Time-2:33. Attendance-57,367.

HP-Crawford; 1B-DiMuro; 2B-Weyer; 3B-Soar; LF-Secory; RF-Napp.



THURSDAY, OCTOBER 16 — GAME FIVE

ORIOLES	AB	R	H	RBI	METS	AB	R	H	RBI
Buford, lf	4	0	0	0	Agee, cf	3	0	1	0
Blair, cf	4	0	0	0	Harrelson, ss	4	0	0	0
FRobinson, rf	3	1	1	1	Jones, lf	3	2	1	0
Powell, lb	4	0	1	0	Clendenon, lb	3	1	1	2
Salmon, pr	0	0	0	0	Swoboda, rf	4	1	2	1
BRobinson, 3b	4	0	0	0	Charles, 3b	4	0	0	0
Johnson, 2b	4	0	1	0	Grote, c	4	0	0	0
Etchebarren, c	3	0	0	0	Weis, 2b	4	1	1	1
Belanger, ss	3	1	1	0	Koosman, p	3	0	1	0
McNally, p	2	1	1	2					
Motton, ph	1	0	0	0					
Watt, p	0	0	0	0					

TOTALS	32	3	5	3	TOTALS	32	5	7	4
--------	----	---	---	---	--------	----	---	---	---

ORIOLES	IP	H	R	ER	BB	SO	METS	IP	H	R	ER	BB	SO
McNally	7.0	5	3	3	2	6	Koosman (W2-0)	9.0	5	3	3	1	5
Watt (L0-1)	1.0	2	2	1	0	1							
Totals	8.0	7	5	4	2	7	Totals	9.0	5	3	3	1	5

ORIOLES	0	0	3	0	0	0	0	0	—	3	5	2
METS	0	0	0	0	2	1	2	X	—	5	7	0

E-Powell, Watt. 2B-Koosman, Jones, Swoboda. HR-McNally (1), FRobinson (1), Clendenon (3), Weis (1). SB-Agee (1). Time-2:14. Attendance-57,397.
HP-DiMuro; 1B-Weyer; 2B-Soar; 3B-Secory; LF-Napp; RF-Crawford.



1973 LEAGUE CHAMPIONSHIP SERIES

CINCINNATI REDS vs. NEW YORK METS



Mets Won Series 3-2



New York captured their second pennant in five years with a thrilling five-game series win over Cincinnati.

In Game One, Pete Rose and Johnny Bench each belted home runs to upend Tom Seaver and the Mets, 2-1. Seaver allowed just six hits and fanned a NLCS record 13 batters in the losing effort.

Jon Matlack was brilliant, tossing a two-hit, 5-0 shutout in Game Two to even the series. Rusty Staub's solo home run in the fourth was the only run of the game until New York plated four runs in the ninth, two coming home on Jerry Grote's single.

The Mets scored all nine runs in the first four innings en route to a 9-2 victory at Shea in Game Three. Staub cracked a solo home run in the first and a three-run shot in the second. However, the game will always be remembered for the fight that broke out between Pete Rose and Buddy Harrelson after Rose slid hard into second base attempting to break up a double play. With the bench-clearing brawl behind them, Jerry Koosman continued to dominate the Reds.

Rose got his revenge with a 12th inning home run in Game Four to give the Reds a 2-1 victory and send the series to a fifth and deciding game.

Ed Kranepool gave New York a 2-0 lead in the first with a two-run single in Game Five in front of 50,323 fans at Shea. After Cincinnati tied the game 2-2 in the top of the fifth, the Mets exploded for four runs in the bottom of that frame. Cleon Jones, Willie Mays, Don Hahn and Harrelson each collected an RBI. Seaver and Tug McGraw held the Reds at bay as New York advanced to face Oakland in the World Series.



Bud Harrelson and Pete Rose start a bench-clearing brawl in Game Three of the 1973 NLCS.

PLAYER	AVG	G	AB	H	2B	3B	HR	RBI
Boswell, ph	.000	1	1	0	0	0	0	0
Garrett, 3b	.087	5	23	2	1	0	0	1
Grote, c	.211	5	19	4	0	0	0	2
Hahn, of	.235	5	17	4	0	0	0	1
Harrelson, ss	.167	5	18	3	0	0	0	2
Jones, of	.300	5	20	6	2	0	0	3
Koosman, p	.500	1	4	2	0	0	0	1
Kranepool, of	.500	1	2	1	0	0	0	2
Matlack, p	.000	1	2	0	0	0	0	0
Mays, of	.333	1	3	1	0	0	0	1
McGraw, p	.000	2	1	0	0	0	0	0
Millan, 2b	.316	5	19	6	0	0	0	2
Milner, 1b	.176	5	17	3	0	0	0	1
Seaver, p	.333	2	6	2	2	0	0	1
Staub, of	.200	4	15	3	0	0	3	5
Stone, p	.000	1	1	0	0	0	0	0
TOTALS	.220	168	37	5	0	3	22	

PITCHER	W-L	ERA	G	SV	IP	ER	SO
Koosman	1-0	2.00	1	0	9.0	2	9
Matlack	1-0	0.00	1	0	9.0	0	9
McGraw	0-0	0.00	2	1	5.0	0	3
Parker	0-1	9.00	1	0	1.0	1	0
Seaver	1-1	1.62	2	0	16.2	3	17
Stone	0-0	1.35	1	0	6.2	1	4
TOTALS	3-2	1.33	1	0	47.1	7	42

SATURDAY, OCTOBER 6 — GAME ONE

METS	AB	R	H	RBI	REDS	AB	R	H	RBI
Garrett, 3b	4	0	1	0	Rose, lf	4	1	1	1
Millan, 3b	3	0	0	0	Morgan, 2b	4	0	0	0
Staub, rf	2	0	0	0	Driessen, 3b	4	0	1	0
Milner, 1b	3	0	1	0	Perez, 1b	4	0	0	0
Jones, lf	4	0	0	0	Bench, c	4	1	3	1
Grote, c	4	0	0	0	Griffey, rf	2	0	0	0
Hahn, cf	3	0	0	0	Geronimo, cf	3	0	1	0
Harrelson, ss	2	1	0	0	Chaney, ss	2	0	0	0
Seaver, p	3	0	1	1	Stahl, ph	1	0	0	0
					Crosby, ss	0	0	0	0
					Billingham, p	1	0	0	0
					King, ph	1	0	0	0
					Hall, p	0	0	0	0
					Borbon, p	0	0	0	0

TOTALS	28	1	3	1	TOTALS	30	2	6	2
---------------	-----------	----------	----------	----------	---------------	-----------	----------	----------	----------

METS	IP	H	R	ER	BB	SO	REDS	IP	H	R	ER	BB	SO
Seaver (L0-1)	8.1	6	2	2	0	13	Billingham	8.0	3	1	1	3	6
							Hall	0.0	0	0	0	1	0
							Borbon (W1-0)	1.0	0	0	0	0	0

Totals	8.1	6	2	2	0	13	Totals	9.0	3	1	1	4	6
---------------	------------	----------	----------	----------	----------	-----------	---------------	------------	----------	----------	----------	----------	----------

METS	0	1	0	0	0	0	REDS	—	1	3	0		
REDS	0	0	0	0	0	1	—	2	6	0			

DP-New York-0; Cincinnati-1. 2B-Seaver; Bench, Driessen.

HR-Rose (1), Bench (1), S-Millan, Billingham. Time-2:00. Attendance-53,431.

HP-Sudol; 1B-Vargo; 2B-Pelekoudas; 3B-Engel; LF-Froemming; RF-Dale.

SUNDAY, OCTOBER 7 — GAME TWO

METS	AB	R	H	RBI	REDS	AB	R	H	RBI
Garrett, 3b	5	0	0	0	Rose, lf	4	0	0	0
Millan, 3b	4	1	1	0	Morgan, 2b	4	0	0	0
Staub, rf	3	2	1	1	Perez, 1b	4	0	0	0
Jones, lf	3	1	1	1	Bench, c	4	0	0	0
Milner, 1b	3	1	0	0	Kosco, rf	2	0	2	0
Grote, c	4	0	1	2	Driessen, 3b	3	0	0	0
Hahn, cf	3	0	2	0	Geronimo, cf	3	0	0	0
Harrelson, ss	4	0	1	1	Chaney, ss	0	0	0	0
Matlack, p	2	0	0	0	Armbrister, ph	1	0	0	0
					Hall, p	0	0	0	0
					Borbon, p	0	0	0	0
					Gullett, p	0	0	0	0
					Gagliano, ph	1	0	0	0
					Carroll, p	0	0	0	0
					Menke, ph-ss	1	0	0	0

TOTALS	31	5	7	5	TOTALS	27	0	2	0
---------------	-----------	----------	----------	----------	---------------	-----------	----------	----------	----------

METS	IP	H	R	ER	BB	SO	REDS	IP	H	R	ER	BB	SO
Matlack (W1-0)	9.0	2	0	0	3	9	Gullett (L0-1)	5.0	2	1	1	2	3
							Carroll	3.0	0	0	0	1	2
							Hall	0.1	2	4	4	2	0
							Borbon	0.2	3	0	0	0	1

Totals	9.0	2	0	0	3	9	Totals	9.0	7	5	5	5	6
---------------	------------	----------	----------	----------	----------	----------	---------------	------------	----------	----------	----------	----------	----------

METS	0	0	0	1	0	0	4	REDS	—	5	7	0	
REDS	0	0	0	0	0	0	0	—	0	2	0		

DP-New York-0; Cincinnati-1. HR-Staub (1), S-Gullett, Matlack. Time-2:19. Attendance-54,041.

HP-Vargo; 1B-Pelekoudas; 2B-Engel; 3B-Froemming; LF-Dale; RF-Sudol.

MONDAY, OCTOBER 8 — GAME THREE

REDS	AB	R	H	RBI	METS	AB	R	H	RBI
Rose, lf	4	0	2	0	Garrett, 3b	4	0	0	1
Morgan, 2b	4	0	1	1	Millan, 2b	3	2	1	1
Perez, 1b	4	0	0	0	Staub, rf	5	2	2	4
Bench, c	4	0	1	0	Jones, lf	3	1	2	0
Kosco, rf	4	0	0	0	Milner, 1b	4	0	1	1
Armbrister, cf	4	0	1	0	Grote, c	3	2	1	0
Menke, 3b	4	1	1	1	Hahn, cf	4	1	2	0
Chaney, ss	3	0	0	0	Harrelson, ss	4	0	0	0
Gagliano, ph	1	0	0	0	Koosman, p	4	1	2	1
Grimsley, p	0	0	0	0					
Hall, p	0	0	0	0					
Stahl, ph	1	1	0	0					
Tomlin, p	0	0	0	0					
Nelson, p	1	0	0	0					
King, ph	1	0	0	0					
Borbon, p	0	0	0	0					

TOTALS	35	2	8	2	TOTALS	34	9	11	8
---------------	-----------	----------	----------	----------	---------------	-----------	----------	-----------	----------

REDS	IP	H	R	ER	BB	SO	METS	IP	H	R	ER	BB	SO
Grimsley (L0-1)	1.2	5	5	5	1	2	Koosman (W1-0)	9.0	8	2	2	0	9
Hall	0.1	1	1	1	1	1							
Tomlin	1.2	5	3	3	1	1							
Nelson	2.1	0	0	0	1	0							
Borbon	2.0	0	0	0	0	2							

Totals	8.0	11	9	4	6	Totals	9.0	8	2	2	0	9	
---------------	------------	-----------	----------	----------	----------	---------------	------------	----------	----------	----------	----------	----------	--

REDS	0	2	0	0	0	0	—	2	8	1			
METS	1	5	1	2	0	0	X	—	9	11	1		

E-Kosco, Garrett. DP-Cincinnati-0; New York-1. 2B-Jones, Bench.

HR-Staub-2 (3), Menke (1), SF-Garrett. Time-2:48. Attendance-53,967.

HP-Engel; 1B-Froemming; 2B-Dale; 3B-Sudol; LF-Vargo; RF-Pelekoudas.



WEDNESDAY, OCTOBER 10 — GAME FIVE

REDS	AB	R	H	RBI	METS	AB	R	H	RBI
Rose, lf	4	1	2	0	Garrett, 3b	5	1	1	0
Morgan, 2b	4	1	1	0	Millan, 2b	4	2	2	0
Drissen, 3b	4	0	1	1	Jones, rf-lf	5	1	3	2
Perez, 1b	4	0	1	1	Milner, 1b	3	1	1	0
Bench, c	3	0	0	0	Kranepool, lf	2	0	1	2
Griffey, rf	4	0	1	0	Mayes, ph-cf	3	1	1	1
Geronimo, cf	4	0	0	0	Grote, c	4	0	1	0
Chaney, ss	2	0	0	0	Hahn, c-f-rf	4	0	0	1
Stahl, ph	1	0	1	0	Harrelson, ss	4	0	2	1
Billingham p	2	0	0	0	Seaver, p	3	1	1	0
Gullett, p	0	0	0	0	McGraw, p	0	0	0	0
Carroll, p	0	0	0	0					
Crosby, ph	1	0	0	0					
Grimsley, p	0	0	0	0					
King, ph	0	0	0	0					

TOTALS						TOTALS					
REDS	IP	H	R	R	BB	METS	IP	H	R	R	BB
Billingham (L.O.-I)	4.0	6	5	5	1	Seaver (W.-I)	8.1	7	2	1	5
Gullett	0.0	0	1	1	1	McGraw (S.-I)	0.2	0	0	0	0
Carroll	2.0	5	1	1	0						
Grimsley	2.0	2	0	0	1						
Totals	8.0	13	7	7	3	Totals	9.0	7	2	1	5
REDS	0	0	1	0	0			2	7	1	
METS	2	0	0	1	0			7	13	0	


HP-Froemming; IB-Dale; 2B-Sudol; 3B-Vargo; LF-Pelekoudas; RF-Engel.

TEAM	PCT	GAMES	RECORD	YEARS
Florida Marlins	.667	33	22-11	2
New York Yankees	.592	377	223-154	48
NEW YORK METS	.581	74	43-31	7
Baltimore Orioles	.571	84	48-36	11
St. Louis Cardinals	.535	217	116-101	25

YEAR	DATE	GAME #	GAME RESULT
1969	September 24	157	Mets 6, Cardinals 0 at Shea
1973	October 1	161	Mets 6, Cubs 4 at Chicago
1986	September 17	145	Mets 4, Cubs 2 at Shea
1988	September 22	151	Mets 3, Phillies 1 at Shea
2006	September 18	149	Mets 4, Marlins 0 at Shea



1973 WORLD SERIES




OAKLAND A's vs. NEW YORK METS

Mets Lost Series
4-3



PLAYER	AVG	G	AB	H	2B	3B	HR	RBI
Beauchamp, ph	.000	4	4	0	0	0	0	0
Boswell, ph	1.000	3	3	3	0	0	0	0
Garrett, 3b	.167	7	30	5	0	0	2	2
Grote, c	.267	7	30	8	0	0	0	0
Hahn, of	.241	7	29	7	1	1	0	2
Harrelson, ss	.250	7	24	6	1	0	0	1
Hodges, ph	.000	1	0	0	0	0	0	0
Jones, of	.286	7	28	8	2	0	1	1
Koosman, p	.000	2	4	0	0	0	0	0
Kranepool, ph	.000	4	3	0	0	0	0	0
Martinez, pr	.000	2	0	0	0	0	0	0
Matlack, p	.250	3	4	1	0	0	0	0
Mays, of	.286	3	7	2	0	0	0	1
McGraw, p	.333	5	3	1	0	0	0	0
Millan, 2b	.188	7	32	6	1	1	0	1
Milner, 1b	.296	7	27	8	0	0	0	2
Seaver, p	.000	2	5	0	0	0	0	0
Staub, p	.423	7	26	11	2	0	1	6
Theodore, of	.000	2	2	0	0	0	0	0
TOTALS	.253	261	66	7	2	4	16	

PITCHER	W-L	ERA	G	SV	IP	ER	SO
Koosman	1-0	3.12	2	0	8.2	3	8
Matlack	1-2	2.16	3	0	16.2	4	11
McGraw	1-0	2.63	5	1	13.2	4	14
Parker	0-1	0.00	3	0	3.1	0	2
Sadecki	0-0	1.93	4	1	4.2	1	6
Seaver	0-1	2.40	2	0	15.0	4	18
Stone	0-0	0.00	2	1	3.0	0	3
TOTALS	3-4	2.22	3	65.0	16	62	



Tug McGraw reacts after saving the Mets 2-0 Game Five win.

New York lost its first ever postseason series, falling in a seven-game set to the Oakland Athletics.

In Game One, the A's nipped the Mets, 2-1, despite managing just four hits off Jon Matlack and Tug McGraw. Second baseman Felix Millan's error in the third inning proved costly as Oakland's only two runs of the game would score in that inning. New York evened the series with a 10-7, 12-inning victory in Game Two. Oakland scored two runs in the ninth to tie the game, 6-6, to force extra innings. Willie Mays singled home Bud Harrelson with the go-ahead run in the 12th, which would prove to be Mays's last hit in the majors.

The World Series returned to Shea and Wayne Garrett cracked a solo home run as the Mets jumped on top, 2-0 in the first inning of Game Three. Once again, Oakland rallied to tie the game in the eighth and scored in the 11th for a 3-2 victory.

The Mets tied the series at two games apiece with a 6-1 triumph in Game Four. Rusty Staub drove in five runs, with a three-run home run in the first and a two-run single in the fourth. Matlack allowed three hits in 8.0 innings to pick up the win.

New York took a 3-2 series lead with a 2-0 win at Shea in front of 54,817 fans in Game Five. Jerry Koosman and McGraw shut out the A's on three hits.

Needing just one win in Oakland to capture their second championship, the Mets lost Game Six, 3-1 and Game Seven, 5-2. In Game Six, Reggie Jackson had two RBI doubles off Tom Seaver.

Four Oakland runs in the third inning on home runs by Bert Campaneris and Jackson in Game Seven broke the game open. Garrett, the tying run in the ninth, popped out to end the series and New York's dream.



SATURDAY, OCTOBER 13 — GAME ONE

METS	AB	R	H	RBI	ATHLETICS	AB	R	H	RBI
Garrett, 3b	5	0	0	0	Campaneris, ss	4	1	1	0
Millan, 3b	4	0	1	0	Rudi, lf	3	0	1	1
Mays, cf	4	0	1	0	Bando, 3b	3	0	1	0
Jones, lf	4	1	2	0	Jackson, cf-rf	3	0	0	0
Milner, lb	4	0	2	1	Tenace, lb	3	0	0	0
Grote, c	4	0	0	0	Alou, rf	3	0	0	0
Hahn, rf	2	0	0	0	Davalillo, cf	0	0	0	0
Kranepool, p	1	0	0	0	Fosse, c	3	0	0	0
Harrelson, ss	2	0	0	0	Green, 2b	2	0	0	0
Hodges, ph	0	0	0	0	Holtzman, p	1	1	1	0
Martinez, pr	0	0	0	0	Mangual, ph	1	0	0	0
Madack, p	0	0	0	0	Fingers, p	1	0	0	0
Boswell, ph	1	0	1	0	Knowles, p	0	0	0	0
McGraw, p	0	0	0	0					
Staub, ph	0	0	0	0					
Beauchamp, ph	1	0	0	0					

TOTALS	32	1	7	1	TOTALS	27	2	4	1				
METS	IP	H	R	ER	BB	SO	ATHLETICS	IP	H	R	ER	BB	SO
Matlack (L,0-1)	6.0	3	2	0	2	3	Holtzman (W,1-0)	5.0	4	1	1	3	2
McGraw	2.0	1	0	0	1	1	Fingers	3.1	3	0	0	1	3
							Knowles (S,1)	0.2	0	0	0	0	0
Totals	8.0	4	2	0	3	4	Totals	9.0	7	1	1	4	5

METS	0	0	0	1	0	0	0	0	—	1	7	2
ATHLETICS	0	0	2	0	0	0	0	0	X	—	2	4

E-Millan, Mays, DP-New York-0; Oakland-2. 2B-Holtzman, Jones. 3B-Millan. SB-Campaneris (1). S-Madack, Rudi. Time-2:26. Attendance-46,021.
HP-Springstead; 1B-Donatelli; 2B-Neudecker; 3B-Pryor; LF-Goetz; RF-Wendelstedt.

TUESDAY, OCTOBER 16 — GAME THREE

ATHLETICS	AB	R	H	RBI	METS	AB	R	H	RBI
Campaneris, ss	6	1	3	1	Garrett, 3b	4	1	2	1
Rudi, lf	5	0	2	1	Millan, 2b	5	1	2	0
Bando, 3b	4	1	2	0	Staub, rf	6	0	2	0
Jackson, rf	5	0	0	0	Jones, lf	5	0	0	0
Tenace, lb-c	3	0	1	1	Milner, lb	3	0	1	0
Davalillo, cf-lb	5	0	1	0	Grote, c	5	0	0	0
Fosse, c	2	0	0	0	Hahn, cf	5	0	1	0
Bourque, ph-lb	2	0	1	0	Harrelson, ss	5	0	2	0
Lewis, pr	0	0	0	0	Seaver, p	3	0	0	0
Lindblad, p	1	0	0	0	Beauchamp, ph	1	0	0	0
Fingers, p	0	0	0	0	Sadecki, p	0	0	0	0
Green, 2b	2	0	0	0	McGraw, p	0	0	0	0
Alou, ph	1	0	0	0	Mays, ph	1	0	0	0
Kabiak, 2b	1	1	0	0	Parker, p	0	0	0	0
Hunter, p	2	0	0	0					
Johnson, ph	1	0	0	0					
Knowles, p	0	0	0	0					
Mangual, ph	2	0	0	0					

TOTALS	42	3	10	3	TOTALS	43	2	10	1				
ATHLETICS	IP	H	R	ER	BB	SO	METS	IP	H	R	ER	BB	SO
Hunter	6.0	7	2	2	3	5	Seaver	8.0	7	2	2	1	12
Knowles	2.0	0	0	0	1	0	Sadecki	0.0	1	0	0	0	0
Lindblad (W,1-0)	2.0	3	0	0	1	0	McGraw	2.0	1	0	0	0	1
Fingers (S,1)	1.0	0	0	0	0	0	Parker (L,0-1)	1.0	1	1	0	1	1
Totals	11.0	10	2	2	5	5	Totals	11.0	10	3	2	3	14
ATHLETICS	0	0	0	0	1	0	1	0	0	1	3	10	1
METS	2	0	0	0	0	0	0	0	0	2	2	10	2

E-Hunter, Millan-2. 2B-Rudi, Hahn, Bando, Tenace, Staub. HR-Garrett (2). SB-Campaneris (3). S-Bando. Millan. Time-3:15. Attendance-56617.

E-Hunter; Millan-2. 2B-Rudi, Hahn, Bando, Tenace, Staub. HR-Garrett (2). SB-Campaneris (3). S-Bando, Millan. Time-3:15. Attendance-56,617.
HP-Neudecker; 1B-Pryor; 2B-Goetz; 3B-Wendelstedt; LF-Springstead; RF-Donatelli.

SUNDAY, OCTOBER 14 — GAME TWO

METS	AB	R	H	RBI	ATHLETICS	AB	R	H	RBI
Garrett, 3b	6	1	1	1	Campaneris, ss	6	2	1	0
Millan, 2b	6	0	0	0	Rudi, lf	5	1	2	1
Staub, rf	5	0	1	0	Bando, 3b	5	2	1	1
Mays, pr-cf	2	1	1	1	Jackson, cf	6	1	4	2
Jones, lf	5	3	3	1	Tenace, lb	3	0	1	1
Milner, lb	6	1	2	0	Alou, rf	6	0	3	2
Grote, c	6	1	2	0	Fosse, c	5	0	0	0
Hahn, cf-rf	7	1	1	1	Green, 2b	2	0	0	0
Harrelson, ss	6	1	3	1	Managual, ph	1	0	0	0
Koosman, p	1	0	0	0	Kubiak, 2b	0	0	0	0
Sadecki, p	0	0	0	0	Andrews, 2b	2	0	0	0
Theodore, ph	1	0	0	0	Blue, p	2	0	0	0
Parker, p	0	0	0	0	Pina, p	0	0	0	0
Kranepool, ph	0	0	0	0	Knowles, p	0	0	0	0
Beauchamp, ph	1	0	0	0	Conigliaro, ph	1	0	0	0
McGraw, p	2	1	1	0	Odum, p	0	0	0	0
Stone, p	0	0	0	0	Johnson, ph	1	0	1	0
					Lewis, pr	0	1	0	0
					Fingers, p	1	0	0	0
					Lindblad, p	0	0	0	0
					Davalillo, ph	1	0	0	0

TOTALS	54	10	15	5	TOTALS	47	7	13	7				
METS	IP	H	R	ER	BB	SO	ATHLETICS	IP	H	R	ER	BB	SO
Koosman	2.1	6	3	3	3	4	Blue	5.1	4	4	4	2	4
Sadecki	1.2	0	0	0	0	3	Pina	0.0	2	2	0	0	0
Parker	1.0	1	0	0	0	0	Knowles	1.2	1	0	0	2	2
McGraw (W,1-0)	6.0	5	4	4	3	8	Odum	2.0	2	0	0	0	2
Stone (S,1)	1.0	1	0	0	1	0	Fingers (L,0-1)	2.2	6	4	1	0	2
							Lindblad	0.1	0	0	0	0	0
Totals	12.0	13	7	7	7	15	Totals	12.0	15	10	5	4	10
METS	0	1	1	0	0	4	0	0	0	4	10	5	1
ATHLETICS	2	1	0	0	0	0	1	2	0	0	7	13	5

E-Koosman, Bando, Tenace, Andrews-2, Knowles, DP-New York-1; Oakland-1. 2B-Rudi, Alou, Jackson, Johnson, Harrelson. 3B-Bando, Campaneris, Jackson. HR-Jones (1), Garrett (1), SB-Campaneris (2). S-McGraw. Time-4:13. Attendance-49,151.

HP-Donatelli; 1B-Neudecker; 2B-Pryor; 3B-Goetz; LF-Wendelstedt; RF-Springstead.



The great Willie Mays cannot believe that Buddy Harrelson was called out at home in the 10th inning of Game Two of the 1973 World Series vs. Oakland...New York eventually won that contest, 10-7, in 12 innings on a RBI single by Mays.

WEDNESDAY, OCTOBER 17 — GAME FOUR

ATHLETICS	AB	R	H	RBI	METS	AB	R	H	RBI
Campaneris, ss	4	0	0	0	Garrett, 3b	4	2	1	0
Rudi, lf	4	0	1	0	Millan, 2b	5	1	1	0
Bando, 3b	3	1	0	0	Staub, rf	4	1	4	5
Jackson, cf	4	0	1	0	Jones, lf	3	0	1	0
Tenace, 1b	3	0	1	1	Theodore, lf	1	0	0	0
Alou, rf	4	0	0	0	Miller, 1b	3	0	0	0
Fosse, c	4	0	1	0	Grote, c	4	0	3	0
Green, 2b	1	0	0	0	Hahn, cf	4	1	1	0
Mangual, ph	1	0	0	0	Harrelson, ss	2	1	1	0
Kubiak, 2b	1	0	0	0	Matlack, p	3	0	1	0
Johnson, ph	1	0	1	0	Sadecki, p	0	0	0	0
Holtzman, p	0	0	0	0					
Odom, p	1	0	0	0					
Knowles, p	0	0	0	0					
Conigliaro, ph	1	0	0	0					
Pina, p	0	0	0	0					
Andrews, ph	1	0	0	0					
Lindblad, p	0	0	0	0					
Davalillo, ph	0	0	0	0					

TOTALS 33 1 5 1 TOTALS 33 6 13 5

ATHLETICS	IP	H	R	ER	BB	SO	METS	IP	H	R	ER	BB	SO
Holtzman (L,1-1) 0.1	4	3	3	1	0	0	Matlack (W,1-1) 8.0	3	1	0	2	5	0
Odom 2.2	3	2	2	2	0	0	Sadecki (S,1) 1.0	2	0	0	1	2	0
Knowles 1.0	1	1	0	1	1	1							
Pina 3.0	4	0	0	2	0	0							
Lindblad 1.0	1	0	0	0	1	1							

TOTALS 8.0 13 6 5 6 2 TOTALS 9.0 5 1 0 3 7

ATHLETICS	0	0	0	1	0	0	0	0	—	1	5	1
METS	3	0	0	3	0	0	0	X	—	6	13	1

E-Green, Garrett. DP-Oakland-4; New York-0. HR-Staub (1). Time-2:41. Attendance-54,817.

HP-Pryor; 1B-Goetz; 2B-Wendelstedt; 3B-Springstead; LF-Donatelli; RF-Neudecker.

THURSDAY, OCTOBER 18 — GAME FIVE

ATHLETICS	AB	R	H	RBI	METS	AB	R	H	RBI
Campaneris, ss	3	0	1	0	Garrett, 3b	3	0	0	0
Rudi, lf	4	0	0	0	Millan, 2b	4	0	0	0
Bando, 3b	3	0	1	0	Staub, rf	3	0	1	0
Jackson, cf	3	0	0	0	Jones, lf	4	1	2	0
Tenace, 1b	1	0	0	0	Miller, 1b	4	0	2	1
Odom, pr	0	0	0	0	Grote, c	3	1	1	0
Borquez, 1b	0	0	0	0	Hahn, cf	4	0	1	1
Alou, rf	4	0	0	0	Harrelson, ss	2	0	0	0
Fosse, c	4	0	1	0	Koosman, p	3	0	0	0
Green, 2b	2	0	0	0	McGraw, p	1	0	0	0
Johnson, ph	0	0	0	0					
Lewis, pr	0	0	0	0					
Kubiak, 2b	1	0	0	0					
Blue, p	2	0	0	0					
Knowles, p	0	0	0	0					
Mangual, ph	1	0	0	0					
Fingers, p	0	0	0	0					
Conigliaro, ph	1	0	0	0					

TOTALS 29 0 3 0 TOTALS 31 2 7 2

ATHLETICS	IP	H	R	ER	BB	SO	METS	IP	H	R	ER	BB	SO
Blue (L,0-1) 5.2	6	2	2	1	4	0	Koosman (W,1-0) 6.1	3	0	0	4	4	0
Knowles 0.1	0	0	0	1	1	0	McGraw (S,1) 2.2	0	0	0	3	3	0
Fingers 2.0	1	0	0	2	1	1							

TOTALS 8.0 7 2 2 4 6 TOTALS 9.0 3 0 0 7 7

ATHLETICS	0	0	0	0	0	0	0	0	—	0	3	1
METS	0	1	0	0	0	1	0	0	X	—	2	7

E-Campaneris, Garrett. DP-Oakland-0; New York-1. 2B-Jones, Fosse. 3B-Hahn. S-Grote. Time-2:39. Attendance-54,817.

HP-Goetz; 1B-Wendelstedt; 2B-Springstead; 3B-Donatelli; LF-Neudecker; RF-Pryor.

SATURDAY, OCTOBER 20 — GAME SIX

METS	AB	R	H	RBI	ATHLETICS	AB	R	H	RBI
Garrett, 3b	3	0	1	0	Campaneris, ss	4	0	0	0
Millan, 2b	4	0	1	1	Rudi, lf	3	1	1	0
Staub, rf	4	0	1	0	Bando, 3b	4	1	1	0
Jones, lf	4	0	0	0	Jackson, rf-cf	4	1	3	2
Miller, 1b	4	0	1	0	Tenace, c-1b	3	0	0	0
Grote, c	4	0	1	0	Davalillo, cf	2	0	0	0
Hahn, cf	3	0	0	0	Alou, ph-rf	0	0	0	1
Kranepool, ph	1	0	0	0	Johnson, 1b	4	0	1	0
Harrelson, ss	3	0	0	0	Fosse, c	0	0	0	0
Seaver, p	2	0	0	0	Green, 2b	3	0	1	0
Boswell, ph	1	1	1	0	Hunter, p	3	0	0	0
McGraw, p	0	0	0	0	Knowles, p	0	0	0	0
					Fingers, p	0	0	0	0

TOTALS 33 1 6 1 TOTALS 30 3 7 3

METS	IP	H	R	ER	BB	SO	ATHLETICS	IP	H	R	ER	BB	SO
Seaver (L,0-1) 7.0	6	2	2	2	6	0	Hunter (W,1-0) 7.1	4	1	1	1	1	0
McGraw 1.0	1	1	0	1	1	1	Knowles (S,2) 1.1	0	0	0	0	0	0

TOTALS 8.0 7 3 2 3 7 TOTALS 9.0 6 1 1 1 2

METS	0	0	0	0	0	1	0	—	1	6	2
ATHLETICS	1	0	1	0	0	1	X	—	3	7	0

E-Garrett, Hahn. DP-New York-1; Oakland-0. 2B-Jackson-2. SF-Alou. Time-2:07. Attendance-49,333.

HP-Pryor; 1B-Goetz; 2B-Wendelstedt; 3B-Springstead; LF-Donatelli; RF-Neudecker.

SUNDAY, OCTOBER 21 — GAME SEVEN

METS	AB	R	H	RBI	ATHLETICS	AB	R	H	RBI
Garrett, 3b	5	0	0	0	Campaneris, ss	4	2	3	2
Millan, 2b	4	1	1	0	Rudi, lf	3	1	2	1
Staub, rf	4	0	2	1	Bando, 3b	4	0	0	0
Jones, lf	3	0	0	0	Jackson, cf-rf	4	1	1	2
Miller, 1b	3	1	0	0	Tenace, c-1b	3	0	0	0
Grote, c	4	0	1	0	Alou, rf	1	0	0	0
Hahn, cf	4	0	3	0	Davalillo, cf	3	0	0	0
Harrelson, ss	4	0	0	0	Johnson, 1b	3	0	0	0
Matlack, p	1	0	0	0	Fosse, c	1	0	1	0
Parker, p	0	0	0	0	Green, 2b	4	0	0	0
Beauchamp, ph	1	0	0	0	Holtzman, p	2	1	1	0
Sadecki, p	0	0	0	0	Fingers, p	1	0	1	0
Bowell, ph	1	0	1	0	Knowles, p	0	0	0	0
Stone, p	0	0	0	0					
Kranepool, ph	1	0	0	0					
Martinez, pr	0	0	0	0					

TOTALS 35 2 8 1 TOTALS 33 5 9 5

METS	IP	H	R	ER	BB	SO	ATHLETICS	IP	H	R	ER	BB	SO
Matlack (L,1-2) 2.2	4	4	4	1	3	0	Holtzman (W,2-1) 5.1	5	1	1	1	4	0
Parker 1.1	0	0	0	1	1	0	Fingers 3.1	3	1	0	1	2	0
Sadecki 2.0	2	1	1	0	1	0	Knowles (S,2) 0.1	0	0	0	0	0	0
Stone 2.0	3	0	0	0	3	0							

TOTALS 8.0 9 5 5 2 8 TOTALS 9.0 8 2 1 2 6

METS	0	0	0	0	1	0	1	—	2	8	1
ATHLETICS	0	0	4	0	1	0	0	X	—	5	9

E-Jones. DP-New York-0; Oakland-1. 2B-Holtzman, Millan, Staub. HR-Campaneris (1), Jackson (1). Time-2:37. Attendance-49,333.

HP-Springstead; 1B-Donatelli; 2B-Neudecker; 3B-Pryor; LF-Goetz; RF-Wendelstedt.





1986 LEAGUE CHAMPIONSHIP SERIES




HOUSTON ASTROS vs.
NEW YORK METS

Mets Won Series
4-2



PLAYER	AVG	G	AB	H	2B	3B	HR	RBI
Backman, 2b	.238	6	21	5	0	0	0	2
Carter, c	.148	6	27	4	1	0	0	2
Darling, p	.000	1	1	0	0	0	0	0
Dykstra, of	.304	6	23	7	1	1	1	3
Elster, ss	.000	4	3	0	0	0	0	0
Fernandez, p	.000	1	1	0	0	0	0	0
Gooden, p	.000	2	5	0	0	0	0	0
Heep, of	.250	5	4	1	0	0	0	1
Hernandez, 1b	.269	6	26	7	1	1	0	3
Johnson, ph	.000	2	2	0	0	0	0	0
Knight, 3b	.167	6	24	4	0	0	0	2
Mazzilli, ph	.200	5	1	0	0	0	0	0
McDowell, p	.000	2	1	0	0	0	0	0
Mitchell, of	.250	2	8	2	0	0	0	0
Ojeda, p	.000	2	5	0	0	0	0	0
Santana, ss	.176	6	17	3	0	0	0	0
Strawberry, of	.227	6	22	5	1	0	2	5
Teufel, 2b	.167	2	6	1	0	0	0	0
Wilson, of	.115	6	26	3	0	0	0	1
TOTALS	.189	227	43	4	2	3	19	

PITCHER	W-L	ERA	G	SV	IP	ER	SO
Aguilera	0-0	0.00	2	0	5.0	0	2
Darling	0-0	7.20	1	0	5.0	4	5
Fernandez	0-1	4.50	1	0	6.0	3	5
Gooden	0-1	1.06	2	0	17.0	2	9
McDowell	0-0	0.00	2	0	7.0	0	3
Ojeda	1-0	2.57	2	0	14.0	4	6
Orosco	3-0	3.38	4	0	8.0	3	10
Sisk	0-0	0.00	1	0	1.0	0	0
TOTALS	4-2	2.29		0	63.0	16	40



Lenny Dykstra rounds the bases after hitting the game-winning home run in Game Three of the NLCS to give the Mets a 6-5 victory.

New York improved to 3-0 in the NLCS with a dramatic six-game victory, avoiding Houston ace Mike Scott in Game Seven.

The Mets returned to the postseason after a 13-year absence and lost Game One, 1-0. Scott hurled a complete-game, five-hit shutout with 14 strikeouts. Glenn Davis swatted a home run in the second inning for the lone run of the game.

Bobby Ojeda matched Scott in Game Two, with a complete-game, 5-1 victory to tie the series. Gary Carter had an RBI

double in the fourth and Keith Hernandez added a two-run triple in the fifth.

In Game Three, back at Shea, the Mets fell behind 4-0, but Darryl Strawberry's three-run home run in the sixth helped tie the game. Trailing 5-4, with one on and one out, Lenny Dykstra cracked a two-run home run into the Mets bullpen to give New York a 6-5 victory.

Scott again was brilliant in Game Four, tossing a complete-game three-hitter as the Astros won 3-1.

Nolan Ryan and Dwight Gooden locked horns in a tremendous pitching duel in Game Five. Ryan allowed two hits (Strawberry home run) with 14 strikeouts in 9.0 innings, while Doc scattered nine hits in 10.0 innings. Carter's RBI single in the 12th gave New York the win and left them one win away from their third trip to the World Series.

Game Six at the Astrodome was simply a classic, the longest postseason game in time (4:42) and innings (16). Houston led 3-0 until the Mets tied it in the ninth on RBI's from Mookie Wilson, Hernandez and Ray Knight. With the Mets leading, 4-3, in the bottom of the 14th, Billy Hatcher hit a home run off the leftfield screen off Jesse Orosco. In the 16th, New York scored three times, as Strawberry's double and Knight's single put the Mets ahead. Houston rallied for two runs, but Orosco struck out Kevin Bass with the winning run on base, to become the first pitcher to earn three wins in one LCS.



WEDNESDAY, OCTOBER 8 — GAME ONE

METS	AB	R	H	RBI	ASTROS	AB	R	H	RBI
Dykstra, cf	3	0	1	0	Hatcher, cf	3	0	0	0
Backman, 2b	4	0	0	0	Doran, 2b	4	0	0	0
Hernandez, 1b	4	0	1	0	Walling, 3b	4	0	0	0
Carter, c	4	0	0	0	Davis, 1b	4	1	1	1
Strawberry, rf	4	0	1	0	Bass, rf	4	0	2	0
Wilson, lf	4	0	0	0	Cruz, lf	4	0	1	0
Knight, 3b	4	0	0	0	Ashby, c	1	0	1	0
Santana, ss	2	0	1	0	Reynolds, ss	3	0	2	0
Mazzilli, ph	1	0	0	0	Thon, ss	0	0	0	0
Orosco, p	0	0	0	0	Scott, p	3	0	0	0
Gooden, p	2	0	0	0					
Heep, ph	1	0	1	0					
Elster, pr-ss	0	0	0	0					

TOTALS 33 0 5 0 **TOTALS** 30 1 7 1

METS	IP	H	R	ER	BB	SO	ASTROS	IP	H	R	ER	BB	SO
Gooden (L,0-1)	7.0	7	1	1	3	5	Scott (W,1-0)	9.0	5	0	0	1	14
Orosco	1.0	0	0	0	0	1							
Totals	8.0	7	1	1	3	6	Totals	9.0	5	0	0	1	14

METS	0	0	0	0	0	0	—	0	5	0	
ASTROS	0	1	0	0	0	0	X	—	1	7	1

E-Reynolds. DP-New York-1; Houston-0. 2B-Bass. HR-Davis (1).

SB-Hatcher (1), Dykstra (1), Bass (1), Strawberry (1).

Time-2:56. Attendance-44,131.

HP-Harvey; 1B-Weyer; 2B-Pulli; 3B-Rennert; LF-West; RF-Brocklander.

THURSDAY, OCTOBER 9 — GAME TWO

METS	AB	R	H	RBI	ASTROS	AB	R	H	RBI
Dykstra, cf	5	1	2	0	Hatcher, cf	5	1	1	0
Backman, 2b	5	2	2	1	Doran, 2b	4	0	1	0
Hernandez, 1b	3	1	2	2	Garner, 3b	3	0	1	1
Carter, c	5	0	1	1	Davis, 1b	4	0	1	0
Strawberry, rf	3	0	0	1	Bass, rf	3	0	2	0
Wilson, lf	4	0	1	0	Cruz, lf	4	0	1	0
Knight, 3b	3	0	1	0	Ashby, c	4	0	0	0
Santana, ss	4	0	1	0	Thon, ss	4	0	2	0
Ojeda, p	4	1	0	0	Ryan, p	1	0	0	0
					Pankovits, ph	1	0	0	0
					Anderson, p	0	0	0	0
					Puhl, ph	1	0	1	0
					Lopez, p	0	0	0	0
					Kerfel, p	0	0	0	0
					Lopes, ph	1	0	0	0

TOTALS 36 5 10 5 **TOTALS** 35 1 10 1

METS	IP	H	R	ER	BB	SO	ASTROS	IP	H	R	ER	BB	SO
Ojeda (W,1-0)	9.0	10	1	1	2	5	Ryan (L,0-1)	5.0	7	5	5	0	5
							Anderson	2.0	1	0	0	1	2
							Lopez	1.1	2	0	0	2	1
							Kerfel	0.2	0	0	0	0	0
Totals	9.0	10	1	1	2	5	Totals	9.0	10	5	5	3	8

METS	0	0	0	2	3	0	0	0	0	0	—	5	10	0
ASTROS	0	0	0	0	0	0	1	0	0	—	1	10	2	

E-Hatcher, Davis. DP-New York-2; Houston-1. 2B-Bass, Carter, Dykstra.

3B-Hernandez. SB-Wilson (1). SF-Strawberry.

Time-2:40. Attendance-44,391.

HP-Weyer; 1B-Pulli; 2B-Rennert; 3B-West; LF-Brocklander; RF-Harvey.

SATURDAY, OCTOBER 11 — GAME THREE

ASTROS	AB	R	H	RBI	METS	AB	R	H	RBI
Doran, 2b	4	2	2	2	Wilson, cf-lf	4	0	2	0
Hatcher, cf	3	1	2	0	Mitchell, lf	4	1	2	0
Walling, 3b	5	1	1	2	Orosco, p	0	0	0	0
Davis, 1b	3	0	1	0	Hernandez, 1b	4	1	2	0
Bass, rf	3	0	0	0	Carter, c	4	1	0	0
Cruz, lf	3	0	1	1	Strawberry, rf	4	1	2	3
Ashby, c	4	0	0	0	Knight, 3b	4	0	1	0
Reynolds, ss	2	1	1	0	Teufel, 2b	3	0	0	0
Lopes, ph	1	0	0	0	Backman, 2b	1	1	1	0
Kerfel, p	0	0	0	0	Santana, ss	3	0	0	0
Smith, p	0	0	0	0	Heep, ph	1	0	0	0
Knepper, p	3	0	0	0	Darling, p	1	0	0	0
Thon, ss	1	0	0	0	Mazzilli, ph	1	0	1	0
					Aguilera, p	0	0	0	0
					Dykstra, ph-cf	2	1	1	2

TOTALS 32 5 8 5 **TOTALS** 36 6 10 5

ASTROS	IP	H	R	ER	BB	SO	METS	IP	H	R	ER	BB	SO
Knepper	7.0	8	4	3	0	3	Darling	5.0	6	4	4	2	5
Kerfel	1.0	0	0	0	0	1	Aguilera	2.0	1	1	0	2	1
Smith (L,0-1)	0.1	2	2	2	0	0	Orosco (W,1-0)	2.0	1	0	0	1	2
Totals	8.1	10	6	5	0	4	Totals	9.0	8	5	4	5	8

ASTROS	2	2	0	0	0	1	0	—	5	8	1
METS	0	0	0	0	4	0	2	—	6	10	1

E-Reynolds, Knight. DP-Houston-0; New York-1. HR-Doran (1), Strawberry (1), Dykstra (1). SB-Hatcher-2 (3), Bass (2). S-Hatcher.

Time-2:55. Attendance-55,052.

HP-Pulli; 1B-Rennert; 2B-West; 3B-Brocklander; LF-Harvey; RF-Weyer.

SUNDAY, OCTOBER 12 — GAME FOUR

ASTROS	AB	R	H	RBI	METS	AB	R	H	RBI
Doran, 2b	4	0	0	0	Dykstra, cf	4	0	1	0
Hatcher, cf	4	0	0	0	Backman, 2b	4	0	0	0
Garner, 3b	3	0	0	0	Hernandez, 1b	4	0	0	0
Walling, ph-3b	1	0	1	0	Carter, c	4	0	0	0
Davis, 1b	3	1	1	0	Strawberry, rf	3	0	0	0
Bass, rf	3	0	0	0	Wilson, lf	3	1	1	0
Cruz, lf	4	0	0	0	Knight, 3b	3	0	1	0
Ashby, c	3	1	1	2	Santana, ss	2	0	0	0
Thon, ss	3	1	1	1	Heep, ph	0	0	0	1
Scott, p	3	0	0	0	Sisk, p	0	0	0	0
					Fernandez, p	1	0	0	0
					Mazzilli, ph	1	0	0	0
					McDowell, p	0	0	0	0
					Johnson, ph	1	0	0	0
					Elster, ss	0	0	0	0

TOTALS 31 3 4 3 **TOTALS** 30 1 3 1

ASTROS	IP	H	R	ER	BB	SO	METS	IP	H	R	ER	BB	SO
Scott (W,2-0)	9.0	3	1	1	0	5	Fernandez (L,0-1)	6.0	3	3	3	1	5
							McDowell	2.0	0	0	0	0	1
							Sisk	1.0	1	0	0	1	0
Totals	9.0	3	1	1	0	5	Totals	9.0	4	3	3	2	6

ASTROS	0	2	0	0	1	0	0	0	—	3	4	1
METS	0	0	0	0	0	0	1	0	—	1	3	0

E-Scott. 2B-Walling, HR-Ashby (1), Thon (1). SB-Backman (1). SF-Heep.

Time-2:23. Attendance-55,038.

HP-Rennert; 1B-West; 2B-Brocklander; 3B-Harvey; LF-Weyer; RF-Pulli.



TUESDAY, OCTOBER 14 — GAME FIVE

ASTROS	AB	R	H	RBI	METS	AB	R	H	RBI
Doran, 2b	4	0	1	1	Dykstra, cf	5	0	0	0
Hatcher, cf	3	0	1	0	Backman, 2b	5	1	1	0
Walling, 3b	5	0	1	0	Hernandez, 1b	4	0	1	0
Davis, 1b	5	0	0	0	Carter, c	5	0	1	1
Bass, rf	5	0	2	0	Strawberry, rf	3	1	1	1
Cruz, lf	5	0	1	0	Wilson, lf	4	0	0	0
Ashby, c	5	1	1	0	Orosco, p	0	0	0	0
Reynolds, ss	4	0	1	0	Knight, 3b	4	0	0	0
Thon, ph-ss	1	0	0	0	Santana, ss	3	0	0	0
Ryan, p	3	0	0	0	Mazzilli, ph	1	0	0	0
Puhl, ph	1	0	1	0	Elster, ss	0	0	0	0
Kerfeld, p	0	0	0	0	Gooden, p	3	0	0	0
					Heep, lf	1	0	0	0

TOTALS 41 1 9 1 **TOTALS** 38 2 4 2

ASTROS	IP	H	R	ER	BB	SO	METS	IP	H	R	ER	BB	SO
Ryan	9.0	2	1	1	1	12	Gooden	10.0	9	1	1	2	4
Kerfeld (L,0-1)	2.1	2	1	1	1	3	Orosco (W,2-0)	2.0	0	0	0	0	2
Totals	11.1	4	2	2	15		Totals	12.0	9	1	1	2	6

ASTROS	0	0	0	0	0	0	0	0	0	0	0	0	0
METS	0	0	0	0	1	0	0	0	0	1	2	4	0

E-Kerfeld. DP-Houston-0; New York-2. 2B-Ashby. HR-Strawberry (2). SB-Doran (1). Puhl (1). S-Hatcher. Time-3:45. Attendance-54,986.

HP-West; 1B-Brocklander; 2B-Harvey; 3B-Weyer; LF-Pulli; RF-Rennert.

WEDNESDAY, OCTOBER 15 — GAME SIX

METS	AB	R	H	RBI	ASTROS	AB	R	H	RBI
Wilson, cf-lf	7	1	1	1	Doran, 2b	7	1	2	0
Mitchell, lf	4	0	0	0	Hatcher, cf	7	2	3	2
Elster, ss	3	0	0	0	Garner, 3b	3	1	1	1
Hernandez, 1b	7	1	1	1	Walling, ph-3b	4	0	0	0
Carter, c	5	0	2	0	Davis, 1b	7	1	3	2
Strawberry, rf	5	2	1	0	Bass, rf	6	0	1	0
Knight, 3b	6	1	1	2	Cruz, lf	6	0	1	1
Teufel, 2b	3	0	1	0	Ashby, c	6	0	0	0
Backman, ph-2b	1	1	1	1	Thon, ss	3	0	0	0
Santana, ss	3	0	1	0	Reynolds, ph-ss	3	0	0	0
Heep, ph	1	0	0	0	Knepper, p	2	0	0	0
McDowell, p	1	0	0	0	Smith, p	0	0	0	0
Johnson, ph	1	0	0	0	Puhl, ph	1	0	0	0
Orosco, p	0	0	0	0	Anderson, p	0	0	0	0
Ojeda, p	1	0	0	0	Pankovits, ph	1	0	0	0
Mazzilli, ph	1	0	0	0	Lopez, p	0	0	0	0
Aguilera, p	0	0	0	0	Calhoun, p	0	0	0	0
Dykstra, ph-cf	4	1	2	1	Lopes, ph	0	1	0	0

TOTALS 54 7 11 6 **TOTALS** 56 6 11 6

METS	IP	H	R	ER	BB	SO	ASTROS	IP	H	R	ER	BB	SO
Ojeda	5.0	5	3	3	2	1	Knepper	8.1	5	3	3	1	6
Aguilera	3.0	1	0	0	0	1	Smith	1.2	0	0	0	3	2
McDowell	5.0	1	0	0	0	2	Andersen	3.0	0	0	0	1	1
Orosco (W,3-0)	3.04	3	3	1	5		Lopez (L,0-1)	2.0	5	3	3	2	2
							Calhoun	1.0	1	1	1	1	0

Totals 16.0 11 6 6 3 9 **Totals** 16.0 11 7 7 8 11

METS	0	0	0	0	0	0	0	0	0	0	0	0	0
ASTROS	3	0	0	0	0	0	0	0	1	0	2	6	11

E-Bass. DP-New York-0; Houston-2. 2B-Garner; Davis, Hernandez, Strawberry, 3B-Dykstra. HR-Hatcher (1). SB-Doran (2). S-Orosco. SF-Knight. Time-4:42. Attendance-45,718.

HP-Brocklander; 1B-Harvey; 2B-Weyer; 3B-Pulli; LF-Rennert; RF-West.



The Mets celebrate the second World Series title in club history.



1986 WORLD SERIES



BOSTON RED SOX vs. NEW YORK METS

Mets Won Series
4-3



Ray Knight races home with the winning run in New York's dramatic 7-6, 10th inning comeback in Game Six of the 1986 World Series vs. Boston.

For only the second time in World Series history, a team lost the first two games at home, but emerged as the World Champion, as New York won its second title in amazing fashion against the Boston Red Sox.

In Game One, Bruce Hurst and Calvin Schiraldi combined to shut out the Mets, 1-0. Jim Rice scored the lone run on an error by second baseman Tim Lincecum.

Boston scored nine times on 18 hits in a 9-3 win in Game Two.

In Boston, Lenny Dykstra led off Game Three with a solo home run to ignite a four-run first inning. Bobby Ojeda stymied the Sox through 7.0 innings as New York won, 7-1.

In Game Four, Gary Carter cracked two home runs and Ron Darling's 7.0 shutout innings helped the Mets even the series with a 6-2 triumph.

In the pivotal fifth game, Hurst tossed a complete game for the Red Sox as Boston won, 4-2.

The Mets returned to Shea for Game Six in a contest that would become part of World Series lore. New York, facing elimination, trailed 2-0 in the bottom of the fifth, 3-2 entering the bottom of the eighth and 5-3 going to the bottom of the 10th. Ray Knight's RBI single helped tie the contest in the fifth and Carter's sacrifice fly tied the game in the eighth. After Dave Henderson's home run had put the Sox ahead in the 10th, both Backman and Hernandez were retired. But Carter, Kevin Mitchell and Knight followed with singles to cut the deficit to 5-4. Boston reliever Bob Stanley was summoned and on a 2-2 count, Mookie Wilson fouled back two pitches before dodging a wild pitch that allowed Mitchell to score to tie the game. Wilson then hit a dribbler up the first base line that bounced under Bill Buckner's legs, enabling Knight to score the winning run.

After a day of rain, the Mets won their second World Championship with an 8-5 triumph. Boston built a 3-0 lead, but New York scored three runs in the sixth, two runs coming home on a single by Hernandez. Knight's seventh inning home run gave the Mets the lead for good. Santana and Hernandez would drive in runs later in the inning and Darryl Strawberry cracked a solo home run in the eighth. Orosco struck out Marty Barrett for the final out as Shea erupted in euphoria. Knight was named the Series MVP.

PLAYER	AVG	G	AB	H	2B	3B	HR	RBI
Backman, 2b	.333	6	18	6	0	0	0	1
Carter, c	.276	7	29	8	2	0	2	9
Darling, p	.000	3	0	0	0	0	0	0
Dykstra, of	.296	7	27	8	0	0	2	3
Elster, ss	.000	1	1	0	0	0	0	0
Gooden, p	.500	2	2	1	0	0	0	0
Heep, dh	.091	5	11	1	0	0	0	2
Hernandez, 1b	.231	7	26	6	0	0	0	4
Johnson, ss	.000	2	5	0	0	0	0	0
Knight, 3b	.391	6	23	9	1	0	1	5
Mazzilli, of	.400	4	5	2	0	0	0	0
Mitchell, of	.250	5	8	2	0	0	0	0
Ojeda, p	.000	2	2	0	0	0	0	0
Orosco, p	1.000	4	1	1	0	0	0	1
Santana, ss	.250	7	20	5	0	0	0	2
Strawberry, of	.208	7	24	5	1	0	1	1
Teufel, 2b	.444	3	9	3	1	0	1	1
Wilson, of	.269	7	26	7	1	0	0	0
TOTALS	.271	240	65	6	0	7	29	

PITCHER	W-L	ERA	G	SV	IP	ER	SO
Aguilera	1-0	12.00	1	0	3.0	4	4
Darling	1-1	1.53	3	0	17.2	3	12
Fernandez	0-0	1.35	3	0	6.2	1	10
Gooden	0-2	8.00	2	0	9.0	8	9
McDowell	1-0	4.91	5	0	7.1	4	2
Ojeda	1-0	2.08	2	0	13.0	3	9
Orosco	0-0	0.00	4	2	5.2	0	6
Sisk	0-0	0.00	1	0	0.2	0	1
TOTALS	4-3	3.29	2	63.0	23	53	



SATURDAY, OCTOBER 18 — GAME ONE

RED SOX	AB	R	H	RBI	METS	AB	R	H	RBI
Boggs, 3b	4	0	0	0	Wilson, lf	4	0	1	0
Barrett, 2b	4	0	1	0	McDowell, p	0	0	0	0
Buckner, 1b	4	0	1	0	Dykstra, cf	3	0	0	0
Stapleton, 1b	0	0	0	0	Hernandez, 1b	3	0	0	0
Rice, lf	2	1	1	0	Carter, c	4	0	1	0
Evans, rf	3	0	0	0	Strawberry, rf	2	0	0	0
Gedman, c	4	0	0	0	Knight, 3b	3	0	0	0
Henderson, cf	4	0	2	0	Teufel, 2b	3	0	2	0
Owen, ss	2	0	0	0	Backman, 2b	1	0	0	0
Hurst, p	3	0	0	0	Santana, ss	2	0	0	0
Greenwell, ph	1	0	0	0	Heep, ph	1	0	0	0
Schiraldi, p	0	0	0	0	Darling, p	2	0	0	0
					Mitchell, lf	1	0	0	0

TOTALS 31 1 5 0 TOTALS 29 0 4 0

RED SOX	IP	H	R	ER	BB	SO	METS	IP	H	R	ER	BB	SO
Hurst (W,1-0)	8.0	4	0	0	4	8	Darling (L,0-1)	7.0	3	1	0	3	8
Schiraldi (S,1)	1.0	0	0	0	0	1	McDowell	2.0	2	0	0	2	0

Totals 9.0 4 0 0 5 9 Totals 9.0 5 1 0 5 8

RED SOX	0	0	0	0	0	1	0	0	—	1	5	0
METS	0	0	0	0	0	0	0	0	—	0	4	1

E-Teufel. DP-Boston-1; New York-1. SB-Wilson (1), Strawberry (1), S-Santana. Time-2:59. Attendance-55,076.

HP-Kibler; 1B-Evans; 2B-Wendelstedt; 3B-Brinkman; LF-Montague; RF-Ford.

SUNDAY, OCTOBER 19 — GAME TWO

RED SOX	AB	R	H	RBI	METS	AB	R	H	RBI
Boggs, 3b	5	1	2	2	Dykstra, cf	3	0	1	0
Barrett, 2b	5	0	2	1	Backman, 2b	3	1	2	1
Buckner, 1b	5	0	2	1	Hernandez, 1b	4	0	1	1
Stapleton, 1b	1	0	0	0	Carter, c	4	0	1	1
Rice, lf	6	2	3	0	Strawberry, rf	4	0	0	0
Evans, rf	4	2	2	2	Heep, lf	2	0	0	0
Gedman, c	5	0	1	0	Aguilera, p	0	0	0	0
Henderson, cf	5	2	3	2	Orosco, p	0	0	0	0
Owen, ss	4	1	3	1	Mazzilli, ph	1	0	0	0
Romero, ss	0	0	0	0	Fernandez, p	0	0	0	0
Clemens, p	1	1	0	0	Sisk, p	0	0	0	0
Crawford, p	1	0	0	0	Johnson, 3b	4	0	0	0
Greenwell, ph	1	0	0	0	Santana, ss	4	1	2	0
Stanley, p	1	0	0	0	Gooden, p	2	1	1	0
					Wilson, lf	2	0	0	0

TOTALS 44 9 18 9 TOTALS 33 3 8 3

RED SOX	IP	H	R	ER	BB	SO	METS	IP	H	R	ER	BB	SO
Clemens	4.1	5	3	3	4	3	Gooden (L,0-1)	5.0	8	6	5	2	6
Crawford (W,1-0)	1.2	1	0	0	0	2	Aguilera	1.0	5	2	2	1	1
Stanley (S,1)	3.0	2	0	0	1	3	Orosco	2.0	2	0	0	0	3

Fernandez 0.1 3 1 1 0 1
Sisk 0.2 0 0 0 1 1

Totals 9.0 8 3 3 5 8 Totals 9.0 18 9 8 4 12

RED SOX	0	0	3	1	2	0	1	0	—	9	18	0
METS	0	0	2	0	1	0	0	0	—	3	8	1

E-Hernandez. DP-Boston-0; New York-1. 2B-Boggs-2. HR-Henderson (1), Evans (1). S-Dykstra, Clemens. Time-3:36. Attendance-55,063.

HP-Evans; 1B-Wendelstedt; 2B-Brinkman; 3B-Montague; LF-Ford; RF-Kibler.

TUESDAY, OCTOBER 21 — GAME THREE

METS	AB	R	H	RBI	RED SOX	AB	R	H	RBI
Dykstra, cf	5	2	4	1	Boggs, 3b	3	0	1	0
Backman, 2b	5	1	1	0	Barrett, 2b	4	0	2	1
Hernandez, 1b	4	1	2	0	Buckner, 1b	4	0	0	0
Carter, c	5	1	2	3	Rice, lf	3	0	0	0
Strawberry, rf	4	1	1	0	Baylor, dh	4	0	1	0
Knight, 3b	4	0	1	1	Evans, rf	4	0	0	0
Heep, dh	3	0	1	2	Gedman, c	4	0	0	0
Mitchell, ph	0	0	0	0	Henderson, cf	2	1	1	0
Mazzilli, ph	1	0	0	0	Owen, ss	3	1	0	0
Wilson, lf	4	0	0	0	Boyd, p	0	0	0	0
Santana, ss	4	1	1	0	Sambito, p	0	0	0	0
Ojeda, p	0	0	0	0	Stanley, p	0	0	0	0
McDowell, p	0	0	0	0					

TOTALS 39 7 13 7 TOTALS 31 1 5 1

METS	IP	H	R	ER	BB	SO	RED SOX	IP	H	R	ER	BB	SO
Ojeda (W,1-0)	7.0	5	1	1	3	6	Boyd (L,0-1)	7.0	9	6	6	1	3
McDowell	2.0	0	0	0	0	0	Sambito	0.0	2	1	1	0	0
							Stanley	2.0	2	0	0	0	1

Totals 9.0 5 1 1 3 6 Totals 9.0 13 7 7 1 4

METS	4	0	0	0	0	2	1	0	—	7	13	0
RED SOX	0	0	1	0	0	0	0	0	—	1	5	0

DP-New York-1; Boston-1. 2B-Carter, Baylor, Knight. HR-Dykstra (1). Time-2:58. Attendance-33,595.

HP-Wendelstedt; 1B-Brinkman; 2B-Montague; 3B-Ford; LF-Kibler; RF-Evans.

WEDNESDAY, OCTOBER 22 — GAME FOUR

METS	AB	R	H	RBI	RED SOX	AB	R	H	RBI
Dykstra, cf	5	1	1	2	Boggs, 3b	5	0	0	0
Backman, 2b	4	1	2	0	Barrett, 2b	4	0	2	0
Hernandez, 1b	3	0	0	0	Buckner, 1b	5	0	0	0
Carter, c	4	2	3	3	Rice, lf	4	1	1	0
Strawberry, rf	4	1	2	0	Baylor, dh	3	0	0	0
Knight, 3b	4	0	2	1	Evans, rf	3	1	1	1
Heep, dh	4	0	0	0	Gedman, c	4	0	3	0
Wilson, lf	4	1	2	0	Henderson, cf	3	0	0	1
Santana, ss	4	0	0	0	Owen, ss	1	0	0	0
Darling, p	0	0	0	0	Greenwell, ph	0	0	0	0
McDowell, p	0	0	0	0	Romero, ss	0	0	0	0
Orosco, p	0	0	0	0	Nipper, p	0	0	0	0
					Crawford, p	0	0	0	0
					Stanley, p	0	0	0	0

TOTALS 36 6 12 6 TOTALS 32 2 7 2

METS	IP	H	R	ER	BB	SO	RED SOX	IP	H	R	ER	BB	SO
Darling (W,1-1)	7.0	4	0	0	6	4	Nipper (L,0-1)	6.0	7	3	3	1	2
McDowell	0.2	3	2	2	1	0	Crawford	2.0	4	3	3	0	2
Orosco (S,1)	1.1	0	0	0	0	1	Stanley	1.0	1	0	0	0	0

Totals 9.0 7 2 2 7 5 Totals 9.0 12 6 6 1 4

METS	0	0	0	3	0	2	1	0	—	6	12	0
RED SOX	0	0	0	0	0	0	2	0	—	2	7	1

E-Gedman. DP-New York-0; Boston-2. 2B-Barrett, Gedman, Strawberry, Carter, Rice. HR-Carter-2 (2), Dykstra (2). SB-Backman (1), Wilson-2 (3). SF-Henderson. Time-3:22. Attendance-33,920.

HP-Brinkman; 1B-Montague; 2B-Ford; 3B-Kibler; LF-Evans; RF-Wendelstedt.

THURSDAY, OCTOBER 23 — GAME FIVE

METS	AB	R	H	RBI	RED SOX	AB	R	H	RBI
Dykstra, cf	5	0	1	0	Boggs, 3b	5	0	2	0
Teufel, 2b	4	1	2	1	Barrett, 3b	4	0	2	0
Hernandez, 1b	4	0	1	0	Buckner, 1b	5	1	1	0
Carter, c	4	0	0	0	Stapleton, 1b	0	0	0	0
Strawberry, rf	4	0	1	0	Rice, lf	3	1	2	0
Knight, 3b	4	0	1	0	Baylor, dh	3	1	1	1
Mitchell, dh	4	0	1	0	Evans, rf	4	0	2	1
Wilson, lf	4	1	2	0	Gedman, c	4	0	0	0
Santana, ss	2	0	1	1	Henderson, cf	4	1	2	1
Gooden, p	0	0	0	0	Owen, ss	3	0	0	1
Fernandez, p	0	0	0	0	Hurst, p	0	0	0	0

TOTALS	35	2	10	2	TOTALS	35	4	12	4				
METS	IP	H	R	ER	BB	SO	RED SOX	IP	H	R	ER	BB	SO
Gooden (L0-2)	4.0	9	4	3	2	3	Hurst (W2-0)	9.0	10	2	2	1	6
Fernandez	4.0	3	0	0	0	5							
Totals	8.0	12	4	3	2	8	Totals	9.0	10	2	2	1	6

METS	0	0	0	0	0	0	1	1	—	2	10	1	
RED SOX	0	1	1	0	2	0	0	0	X	—	4	12	0

E-Santana. DP-New York-0; Boston-1. 2B-Teufel, Henderson, Barrett, Wilson. 3B-Henderson, Rice. HR-Teufel (1). S-Santana. SF-Owen. Time-3:09. Attendance-34,010.

HP-Montague; 1B-Ford; 2B-Kibler; 3B-Evans; LF-Wendelstedt; RF-Brinkman.

SATURDAY, OCTOBER 25 — GAME SIX

RED SOX	AB	R	H	RBI	METS	AB	R	H	RBI
Boggs, 3b	5	2	3	0	Dykstra, cf	4	0	0	0
Barrett, 2b	4	1	3	2	Backman, 2b	4	0	1	0
Buckner, 1b	5	0	0	0	Hernandez, 1b	4	0	1	0
Rice, lf	5	0	0	0	Carter, c	4	1	1	1
Evans, rf	4	0	1	2	Strawberry, rf	2	1	0	0
Gedman, c	5	0	1	0	Aguilera, p	0	0	0	0
Henderson, cf	5	1	2	1	Mitchell, ph	1	1	1	0
Owen, ss	4	1	3	0	Knight, 3b	4	2	2	2
Clemens, p	3	0	0	0	Wilson, lf	5	0	1	0
Greenwell, ph	1	0	0	0	Santana, ss	1	0	0	0
Schiraldi, p	1	0	0	0	Heep, ph	1	0	0	0
Stanley, p	0	0	0	0	Elster, ss	1	0	0	0
					Johnson, ph-ss	1	0	0	0
					Ojeda, p	2	0	0	0
					McDowell, p	0	0	0	0
					Orosco, p	0	0	0	0
					Mazzilli, ph-rf	2	1	1	0

TOTALS	42	5	13	5	TOTALS	36	6	8	3				
RED SOX	IP	H	R	ER	BB	SO	METS	IP	H	R	ER	BB	SO
Clemens	7.0	4	2	1	2	8	Ojeda	6.0	8	2	2	2	3
Schiraldi (L0-1)	2.2	4	4	3	2	1	McDowell	1.2	2	1	0	3	1
Stanley	0.0	0	0	0	0	0	Orosco	0.1	0	0	0	0	0
							Aguilera (W,1-0)	2.0	3	2	2	0	3
Totals	9.2	8	6	4	9	9	Totals	10.0	13	5	4	5	7
RED SOX	1	1	0	0	0	0	1	0	2	—	5	13	3
METS	0	0	0	0	2	0	0	1	3	—	6	8	2

E-Buckner, Evans, Gedman, Knight, Elster. DP-Boston-1; New York-1. 2B-Evans, Boggs. HR-Henderson (2). SB-Strawberry-2 (3). S-Owen, Dykstra, Backman. SF-Carter. Time-4:02. Attendance-55,078.

HP-Ford; 1B-Kibler; 2B-Evans; 3B-Wendelstedt; LF-Brinkman; RF-Montague.

MONDAY, OCTOBER 27 — GAME SEVEN

RED SOX	AB	R	H	RBI	METS	AB	R	H	RBI
Boggs, 3b	4	0	1	1	Wilson, cf-lf	3	1	1	0
Barrett, 2b	5	0	1	0	Teufel, 2b	2	0	0	0
Buckner, 1b	4	1	2	0	Backman, pr-2b	1	1	0	0
Rice, lf	4	1	2	0	Hernandez, 1b	4	0	1	3
Evans, rf	4	1	2	3	Carter, c	4	0	0	1
Gedman, c	4	1	1	1	Strawberry, rf	4	1	1	1
Henderson, cf	2	1	0	0	Knight, 3b	4	2	3	1
Owen, ss	3	0	0	0	Mitchell, lf	2	0	0	0
Baylor, ph	1	0	0	0	Dykstra, ph-cf	2	1	1	0
Nipper, p	0	0	0	0	Santana, ss	3	1	1	1
Crawford, p	0	0	0	0	Darling, p	1	0	0	0
Hurst, p	0	0	0	0	Fernandez, p	0	0	0	0
Armas, ph	1	0	0	0	Mazzilli, ph	1	1	1	0
Schiraldi, p	0	0	0	0	McDowell, p	0	0	0	0
Sambito, p	0	0	0	0	Orosco, p	1	0	1	1
Stanley, p	0	0	0	0					
Romero, ss	1	0	0	0					

TOTALS	33	5	9	5	TOTALS	32	8	10	8				
RED SOX	IP	H	R	ER	BB	SO	METS	IP	H	R	ER	BB	SO
Hurst	6.0	4	3	3	1	3	Darling	3.2	6	3	3	1	0
Schiraldi (L0-2)	0.1	3	3	3	0	0	Fernandez	2.1	0	0	0	1	4
Sambito	0.1	0	0	0	2	0	McDowell (W1-0)	1.0	3	2	2	0	1
Stanley	0.1	0	0	0	0	0	Orosco, (S,2)	2.0	0	0	0	0	2
Nipper	0.1	3	2	2	1	0							
Crawford	0.2	0	0	0	0	0							
Totals	8.0	10	8	8	4	3	Totals	9.0	9	5	5	2	7
RED SOX	0	3	0	0	0	0	2	0	—	5	9	0	
METS	0	0	0	0	3	3	2	X	—	8	10	0	

2B-Evans. HR-Evans (2), Gedman (1), Knight (1), Strawberry (1). S-Hurst-2, McDowell. SF-Hernandez. Time-3:11. Attendance-55,032.

HP-Kibler; 1B-Evans; 2B-Wendelstedt; 3B-Brinkman; LF-Montague; RF-Ford.





1988 LEAGUE CHAMPIONSHIP SERIES



LOS ANGELES DODGERS vs.
NEW YORK METS

Mets Lost Series
4-3



PLAYER	AVG.	G	AB	H	2B	3B	HR	RBI
Aguilera, p	.000	3	1	0	0	0	0	0
Backman, 2b	.273	7	22	6	1	0	0	2
Carter, c	.222	7	27	6	1	1	0	4
Cone, p	.000	3	4	0	0	0	0	0
Darling, p	.000	2	3	0	0	0	0	0
Dykstra, p	.429	7	14	6	3	0	1	3
Elster, p	.250	5	8	2	1	0	0	1
Fernandez, p	.000	1	1	0	0	0	0	0
Gooden, p	.200	3	5	1	0	0	0	0
Hernandez, 1b	.269	7	26	7	0	0	1	5
Jefferies, 3b	.333	7	27	9	2	0	0	1
Johnson, ss	.056	6	18	1	0	0	0	0
Magadan, ph	.000	3	3	0	0	0	0	0
Mazzilli, ph	.500	3	2	1	0	0	0	0
McReynolds, of	.250	7	28	7	2	0	2	4
Sasser, c	.200	4	5	1	0	0	0	0
Strawberry, of	.300	7	30	9	2	0	1	6
Teufel, 2b	.000	1	3	0	0	0	0	0
Wilson, of	.154	3	13	3	0	0	0	1
TOTALS	.242		240	58	12	1	5	27

PITCHER	W-L	ERA	G	SV	IP	ER	SO
Aguilera	0-0	1.29	3	0	7.0	1	4
Cone	1-1	4.50	3	0	12.0	6	9
Darling	0-1	7.71	2	0	7.0	6	9
Fernandez	0-1	13.50	1	0	4.0	7	5
Gooden	0-0	2.95	3	0	18.1	6	20
Leach	0-0	0.00	3	0	5.0	0	3
McDowell	0-1	4.50	3	0	6.0	3	5
Myers	2-0	0.00	3	0	4.2	0	0
TOTALS	3-4	3.94		0	64.0	28	54



Darryl Strawberry led the National League with 39 home runs and drove in 101 runs in 1988.

Despite beating the Dodgers in 10 of 11 match-ups during the regular season, Los Angeles knocked off New York in seven games. It was the first time in four NLCS appearances that the Mets failed to reach the World Series.

New York rallied for three runs in the ninth inning to take Game One, 3-2. Darryl Strawberry had an RBI double in the

inning and a two-out, two-run double by Gary Carter proved to be the difference.

The Dodgers scored five runs off David Cone in the first two innings of Game Two and went on to win, 6-3.

In a steady cold rain, the Mets won Game Three, 8-4. Trailing 4-3, the Mets scored five times in the bottom of the eighth. A two-out RBI double by Wally Backman tied the game and Mookie Wilson's RBI single gave the Mets the lead for good.

The turning point of the series occurred in the ninth inning of Game Four when Mike Scioscia's two-run home run off Dwight Gooden tied the game, 4-4. Kirk Gibson cracked a home run off Roger McDowell to win the game in the 12th as Los Angeles tied the series.

Gibson remained hot and belted a three-run home run in the fifth inning to lift the Dodgers to a 7-4 victory in Game Five.

On the brink of elimination, Kevin McReynolds went 4-4 with three RBI and Cone hurled a complete game in a 5-1 Game Six win to force a seventh and deciding game.

Orel Hershiser tossed a complete-game, five-hit, 6-0 shutout to beat the Mets in Game Seven. Los Angeles scored five times in the second inning to break open the contest.



TUESDAY, OCTOBER 4 — GAME ONE

METS	AB	R	H	RBI	DODGERS	AB	R	H	RBI
Wilson, cf	4	0	1	0	Sax, 2b	3	1	1	0
Myers, p	0	0	0	0	Stubbs, 1b	3	0	0	0
Jefferies, 3b	4	1	3	0	Woodson, ph-1b	0	0	0	0
Hernandez, 1b	4	0	1	0	Gibson, lf	4	0	0	0
Strawberry, rf	4	1	1	1	JHowell, p	0	0	0	0
McReynolds, lf	3	1	0	0	Marshall, rf	4	0	1	1
Johnson, ss	4	0	0	0	Shelby, cf	4	0	0	0
Elster, ss	0	0	0	0	Scioscia, c	3	1	1	0
Carter, c	4	0	2	2	Dempsey, ph	1	0	0	0
Backman, 2b	3	0	0	0	Hamilton, 3b	3	0	0	0
Gooden, p	2	0	0	0	Griffin, ss	3	0	1	1
Dykstra, ph-cf	0	0	0	0	Hershiser, p	2	0	0	0
					Gonzalez, lf	0	0	0	0

TOTALS 32 3 8 3 **TOTALS** 31 2 4 2

METS	IP	H	R	ER	BB	SO	DODGERS	IP	H	R	ER	BB	SO
Gooden	7.0	4	2	2	1	10	Hershiser	8.1	7	2	2	1	6
Myers (W,1-0)	2.0	0	0	0	0	0	JHowell (L,0-1)	0.2	1	1	1	1	1

Totals 9.0 4 2 2 1 10 **Totals** 9.0 8 3 3 2 7

METS 0 0 0 0 0 0 3 — 3 8 1

DODGERS 1 0 0 0 0 1 0 — 2 4 0

E-Backman. DP-New York-0; Los Angeles-2. 2B-Scioscia, Strawberry, Carter. SB-Sax (1). S-Backman. Time-2:45. Attendance-55,582.

HP-Wendlestedt; 1B-McSherry; 2B-West; 3B-Rennett; LF-Davidson; RF-Runge.

WEDNESDAY, OCTOBER 5 — GAME TWO

METS	AB	R	H	RBI	DODGERS	AB	R	H	RBI
Dykstra, cf	3	1	1	0	Sax, 2b	5	1	1	1
Jefferies, 3b	3	1	1	0	Hatcher, 1b	3	2	1	2
Hernandez, 1b	3	1	2	3	Gibson, lf	2	0	0	0
Strawberry, rf	4	0	2	0	Marshall, rf	4	1	3	2
McReynolds, lf	4	0	0	0	Shelby, cf	4	0	0	0
Johnson, ss	3	0	0	0	Scioscia, c	4	0	1	0
Carter, c	4	0	0	0	Hamilton, 3b	1	1	0	0
Backman, 2b	3	0	0	0	Griffin, ss	4	0	0	1
Cone, p	0	0	0	0	Belcher, p	4	1	1	0
Sasser, ph	1	0	0	0	Orosco, p	0	0	0	0
Aguilera, p	1	0	0	0	Pena, p	0	0	0	0
Leach, p	0	0	0	0					
Wilson, ph	1	0	0	0					
McDowell, p	0	0	0	0					

TOTALS 30 3 6 3 **TOTALS** 31 6 7 6

METS	IP	H	R	ER	BB	SO	DODGERS	IP	H	R	ER	BB	SO
Cone (L,0-1)	2.0	5	5	5	2	2	Belcher (W,1-0)	8.1	5	3	3	3	10
Aguilera	3.0	2	1	1	2	0	Orosco	0.0	1	0	0	0	0
Leach	2.0	0	0	0	1	2	Pena (S,1)	0.2	0	0	0	1	0
McDowell	1.0	0	0	0	0	1							

Totals 8.0 7 6 6 5 5 **Totals** 9.0 6 3 3 4 10

METS 0 0 0 2 0 0 1 — 3 6 0

DODGERS 1 4 0 0 1 0 0 X — 6 7 0

DP-New York-0; Los Angeles-2. 2B-Jefferies, Hatcher, Dykstra.

HR-Hernandez (1). SB-Gibson (1). Time-3:10. Attendance-55,780.

HP-McSherry; 1B-West; 2B-Rennett; 3B-Davidson; LF-Runge; RF-Wendlestedt.

SATURDAY, OCTOBER 8 — GAME THREE

DODGERS	AB	R	H	RBI	METS	AB	R	H	RBI
Sax, 2b	5	1	1	0	Wilson, cf	4	2	1	1
Hatcher, 1b	4	0	1	0	Cone, p	0	0	0	0
Woodson, 1b	1	0	0	0	Jefferies, 3b	3	0	1	0
Gibson, lf	5	0	1	1	Elster, pr-ss	0	1	0	0
Marshall, rf	4	1	0	0	Hernandez, 1b	2	0	1	1
Shelby, cf	2	1	1	0	Strawberry, rf	5	1	3	3
Scioscia, c	4	0	2	0	McReynolds, lf	4	0	0	0
Gonzalez, pr	0	1	0	0	Johnson, ss-3b	4	2	0	0
Dempsey, c	0	0	0	0	Carter, c	4	0	1	1
Hamilton, 3b	3	0	1	1	Backman, 2b	4	1	2	2
Griffin, ss	3	0	0	0	Darling, p	2	0	0	0
Davis, ph	0	0	0	0	Magadan, ph	1	0	0	0
JHowell, p	0	0	0	0	McDowell, p	0	0	0	0
Pena, p	0	0	0	0	Myers, p	0	0	0	0
Orosco, p	0	0	0	0	Dykstra, ph-cf	0	1	0	0
Horton, p	0	0	0	0					
Hershiser, p	3	0	0	0					
Heep, ph	0	0	0	0					
Sharperson, ph-ss	0	0	0	1					

TOTALS 34 4 7 3 **TOTALS** 33 8 9 8

DODGERS	IP	H	R	ER	BB	SO	METS	IP	H	R	ER	BB	SO
Hershiser	7.0	6	3	1	4	4	Darling	6.0	5	3	2	4	5
JHowell	0.0	0	1	1	1	0	McDowell	1.2	2	1	1	1	3
Pena (L,0-1)	0.2	1	2	2	1	0	Myers (W,1-0)	0.1	0	0	0	1	0
Orosco	0.0	1	2	2	0	0	Cone	1.0	0	0	0	0	1
Horton	0.1	1	0	0	0	0							

Totals 8.0 9 8 6 7 4 **Totals** 9.0 7 4 3 6 9

DODGERS 0 2 1 0 0 0 1 0 — 4 7 2

METS 0 0 1 0 0 2 0 5 X — 8 9 2

E-Hernandez, Gibson, Hamilton, McDowell. DP-Los Angeles-1, New York-0. 2B-Strawberry, Backman. SB-Sax (2), Shelby (1), Johnson (1).

Time-3:44. Attendance-44,672.

HP-West; 1B-Rennett; 2B-Davidson; 3B-Runge; LF-Wendlestedt;

RF-McSherry.

SUNDAY, OCTOBER 9 — GAME FOUR

DODGERS	AB	R	H	RBI	METS	AB	R	H	RBI
Sax, 2b	5	1	1	0	Wilson, cf	4	0	0	0
Hatcher, 1b	4	1	0	0	McDowell, p	0	0	0	0
Pena, p	0	0	0	0	Mazzilli, ph	1	0	1	0
Stubbs, ph	1	0	0	0	Jefferies, 3b	5	0	0	0
Leary, p	0	0	0	0	Hernandez, 1b	5	1	2	0
Orosco, p	0	0	0	0	Strawberry, rf	6	1	1	2
Hershiser, p	0	0	0	0	McReynolds, lf	5	2	2	1
Gibson, lf	6	1	1	1	Carter, c	4	0	2	1
Marshall, rf	5	0	0	0	Myers, p	0	0	0	0
Shelby, cf	4	1	2	2	Dykstra, cf	1	0	0	0
Scioscia, c	4	1	1	2	Teufel, 2b	3	0	0	0
Dempsey, ph-c	0	0	0	0	Backman, 2b	1	0	0	0
Hamilton, 3b	4	0	0	0	Elster, ss	2	0	0	0
Sharperson, ph-3b	1	0	0	0	Johnson, ph-ss	2	0	0	0
Griffin, ss	4	0	1	0	Gooden, p	3	0	1	0
Tudor, p	2	0	0	0	Sasser, c	2	0	1	0
Holton, p	0	0	0	0	Darling, pr	0	0	0	0
Heep, ph	0	0	0	0					
Horton, p	0	0	0	0					
Davis, ph	0	0	0	0					
Woodson, ph-1b	2	0	1	0					

TOTALS 42 5 7 5 **TOTALS** 44 4 10 4

DODGERS	IP	H	R	ER	BB	SO	METS	IP	H	R	ER	BB	SO
Tudor	5.0	8	4	4	1	1	Gooden	8.1	5	4	4	5	9
Holton	1.0	0	0	0	1	1	Myers	2.1	1	0	0	1	0
Horton	2.0	0	0	0	0	1	McDowell (L,0-1)	1.1	1	1	1	0	1
Pena (W,1-0)	3.0	0	0	0	3	1							
Leary	0.1	2	0	0	0	0							
Orosco	0.1	0	0	0	1	0							
Hershiser (S,1)	0.1	0	0	0	0	0							

Totals 12.0 10 4 4 6 4 **Totals** 12.0 7 5 5 6 10

DODGERS 2 0 0 0 0 0 2 0 0 1 5 7 1

METS 0 0 0 3 0 1 0 0 0 0 4 10 2

E-Hatcher, Elster-2. DP-Los Angeles-1; New York-1. 2B-McReynolds.

3B-Carter. HR-Strawberry (1), McReynolds (1), Scioscia (1), Gibson (1).

SB-Sax-3 (5), Shelby (2), McReynolds (1). S-Griffin.

Time-2:49. Attendance-54,014.

HP-Rennett; 1B-Davidson; 2B-Runge; 3B-Wendlestedt; LF-McSherry;

RF-West.



MONDAY, OCTOBER 10 — GAME FIVE

DODGERS	AB	R	H	RBI	METS	AB	R	H	RBI
Sax, 2b	5	1	1	0	Dykstra, cf	3	2	2	3
Hatcher, 1b	3	1	1	0	Jefferies, 3b	4	0	2	1
Stubbs, ph-1b	2	0	0	0	Hernandez, 1b	4	0	0	0
Gibson, lf	5	1	2	3	Strawberry, rf	4	0	1	0
Gonzalez, pr-lf	0	1	0	0	McReynolds, lf	4	0	1	0
Marshall, rf	5	1	3	1	Carter, c	4	0	1	0
Shelby, cf	3	1	1	0	Johnson, ss	4	1	1	0
Dempsey, c	4	1	2	2	Backman, 2b	4	1	1	0
Davis, ph	1	0	0	0	Fernandez, p	1	0	0	0
Scioscia, c	0	0	0	0	Leach, p	0	0	0	0
Hamilton, 3b	4	0	1	0	Magadan, ph	1	0	0	0
Griffin, ss	4	0	1	1	Aguilera, p	0	0	0	0
Belcher, p	4	0	0	0	Sasser, ph	1	0	0	0
Horton, p	0	0	0	0	McDowell, p	0	0	0	0
Holton, p	0	0	0	0	Mazzilli, ph	1	0	0	0

TOTALS	40	7	12	7	TOTALS	35	4	9	4
---------------	-----------	----------	-----------	----------	---------------	-----------	----------	----------	----------

DODGERS	IP	H	R	ER	BB	SO	METS	IP	H	R	ER	BB	SO
Belcher (W,1-0)	7.0	7	4	4	1	6	Fernandez (L,0-1)	4.07	6	6	1	5	
Horton	0.1	1	0	0	0	1	Leach	1.0	1	0	0	0	1
Holton (S,1)	1.2	1	0	0	0	1	Aguilera	2.0	1	0	0	0	3
							McDowell	2.0	3	1	1	1	0

Totals	9.0	9	4	4	1	8	Totals	9.0	12	7	7	2	9
---------------	------------	----------	----------	----------	----------	----------	---------------	------------	-----------	----------	----------	----------	----------

DODGERS	0 0 0	3 3 0	0 0 1	—	7 12 0
METS	0 0 0	0 3 0	0 1 0	—	4 9 1

E-Johnson. 2B-Dempsey-2, Griffin, Marshall, Dykstra. 3B-Marshall.
 HR-Gibson (1), Dykstra (1). SB-Gibson (1). Time-3:07. Attendance-52,069.
 HP-Davidson; 1B-Runge; 2B-Wendlestedt; 3B-McSherry; LF-West; RF-Rennert.

TUESDAY, OCTOBER 11 — GAME SIX

METS	AB	R	H	RBI	DODGERS	AB	R	H	RBI
Dykstra, cf	4	2	2	0	Sax, 2b	2	0	0	0
Backman, 2b	4	0	2	0	Hatcher, 1b	3	0	1	1
Hernandez, 1b	5	0	1	1	Gibson, lf	4	0	0	0
Strawberry, rf	3	2	1	0	Gonzalez, lf	0	0	0	0
McReynolds, lf	4	1	4	3	Marshall, rf	4	0	0	0
Jefferies, 3b	4	0	0	0	Shelby, cf	4	0	0	0
Carter, c	4	0	0	0	Scioscia, c	4	0	1	0
Elster, ss	3	0	1	1	Hamilton, 3b	4	0	2	0
Cone, p	4	0	0	0	Griffin, ss	3	0	0	0
					Davis, ph	1	0	0	0
					Leary, p	1	0	0	0
					Holton, p	1	1	1	0
					Horton, p	0	0	0	0
					Heep, ph	1	0	0	0
					Orosco, p	0	0	0	0

TOTALS	35	5	11	5	TOTALS	32	1	5	1
---------------	-----------	----------	-----------	----------	---------------	-----------	----------	----------	----------

METS	IP	H	R	ER	BB	SO	DODGERS	IP	H	R	ER	BB	SO
Cone (W,1-1)	9.0	5	1	1	3	6	Leary (L,1-1)	4.0	6	4	3	3	3
							Holton	1.1	1	1	1	0	0
							Horton	1.2	2	0	0	2	1
							Orosco	2.0	2	0	0	1	0

Totals	9.0	5	1	1	3	6	Totals	9.0	11	5	4	6	4
---------------	------------	----------	----------	----------	----------	----------	---------------	------------	-----------	----------	----------	----------	----------

METS	1 0 1	0 2 1	0 0 0	—	5 11 0
DODGERS	0 0 0	0 1 0	0 0 0	—	1 5 2

E-Hatcher, Hamilton. DP-New York-0; Los Angeles-2. 2B-Elster, Dykstra,
 McReynolds. HR-McReynolds (1). SB-Backman (1), Hernandez (1),
 McReynolds (2). S-Cone, Backman. SF-McReynolds.
 Time-3:16. Attendance-55,885.
 HP-Runge; 1B-Wendlestedt; 2B-McSherry; 3B-West; LF-Rennert; RF-Davidson.

WEDNESDAY, OCTOBER 12 — GAME SEVEN

METS	AB	R	H	RBI	DODGERS	AB	R	H	RBI
Dykstra, cf	3	0	1	0	Sax, 2b	5	2	3	2
Backman, 2b	3	0	1	0	Hatcher, 1b-lf	4	0	1	0
Hernandez, 1b	3	0	0	0	Gonzalez, lf	0	0	0	0
Strawberry, rf	4	0	0	0	Gibson, lf	0	0	0	1
McReynolds, lf	4	0	0	0	Stubbs, 1b	2	0	2	0
Jefferies, 3b	4	0	2	0	Marshall, rf	4	0	0	1
Carter, c	3	0	0	0	Shelby, cf	3	0	0	1
Aguilera, p	0	0	0	0	Scioscia, c	3	1	2	0
Mazzilli, ph	0	0	0	0	Hamilton, 3b	4	1	1	0
Elster, ss	3	0	1	0	Griffin, ss	4	1	1	0
Johnson, ph	1	0	0	0	Hershiser, p	4	1	0	1
Darling, p	1	0	0	0					
Gooden, p	0	0	0	0					
Magadan, ph	1	0	0	0					
Leach, p	0	0	0	0					
Sasser, c	1	0	0	0					

TOTALS	31	0	5	0	TOTALS	33	6	10	6
---------------	-----------	----------	----------	----------	---------------	-----------	----------	-----------	----------

METS	IP	H	R	ER	BB	SO	DODGERS	IP	H	R	ER	BB	SO
Darling (L,0-1)	1.0	6	6	4	0	2	Hershiser (W,1-0)	9.05	0	0	2	5	
Gooden	3.0	1	0	0	2	1							
Leach	2.0	3	0	0	0	1							
Aguilera	2.0	0	0	0	0	1							

Totals	8.0	10	6	4	2	5	Totals	9.0	5	0	0	2	5
---------------	------------	-----------	----------	----------	----------	----------	---------------	------------	----------	----------	----------	----------	----------

METS	0 0 0	0 0 0	0 0 0	—	0 5 2
DODGERS	1 5 0	0 0 0	0 0 X	—	6 10 0

E-Jefferies, Backman. DP-New York-1; Los Angeles-1. 2B-Hatcher, Jefferies.
 SB-Mazzilli (1). SF-Gibson, Shelby. Time-2:51. Attendance-55,693.
 HP-Wendlestedt; 1B-McSherry; 2B-West; 3B-Rennert; LF-Davidson; RF-Runge.





1999 DIVISION SERIES



ARIZONA DIAMONDBACKS vs. NEW YORK METS

Mets Won Series
3-1



PLAYER	AVG	G	AB	H	2B	3B	HR	RBI
Agbayani, of	.300	4	10	3	1	0	0	1
Alfonzo, 2b	.250	4	16	4	1	0	3	6
Bonilla, ph	.000	2	1	0	0	0	0	0
Cedeño, of	.286	4	7	2	0	0	0	2
Dunston, ph	.167	4	6	1	0	0	0	0
Franco, M, ph	.000	1	0	0	0	0	0	0
Hamilton, of	.125	4	8	1	0	0	0	2
Henderson, of	.400	4	15	6	0	0	0	1
Leiter, p	.000	1	3	0	0	0	0	0
Mora, ph	.000	3	1	0	0	0	0	0
Olerud, 1b	.438	4	16	7	0	0	1	6
Ordonez, ss	.286	4	14	4	1	0	0	2
Piazza, c	.222	2	9	2	0	0	0	0
Pratt, c	.125	3	8	1	0	0	1	1
Reed, p	.000	1	1	0	0	0	0	0
Rogers, p	.000	1	2	0	0	0	0	0
Ventura, 3b	.214	4	14	3	2	0	0	1
Wendell, p	.000	2	1	0	0	0	0	0
Yoshii, p	.000	1	2	0	0	0	0	0
TOTALS	.254		134	34	5	0	5	22
PITCHER	W-L	ERA	G	SV	IP	ER	SO	
Benítez	0-0	0.00	2	1	2.1	0	2	
Cook	0-0	0.00	1	0	1.2	0	1	
Dotel	0-0	54.00	1	0	0.1	2	0	
Franco, J	1-0	0.00	3	0	3.2	0	2	
Hershiser	0-0	0.00	1	0	1.0	0	1	
Leiter	0-0	3.52	1	0	7.2	3	4	
Mahomes	0-0	5.40	1	0	1.2	1	1	
Reed	1-0	3.00	1	0	6.0	2	2	
Rogers	0-1	8.31	1	0	4.1	4	6	
Wendell	1-0	0.00	2	0	2.0	0	0	
Yoshii	0-0	6.75	1	0	5.1	4	3	
TOTALS	3-1	4.00		1	36.0	16	22	



Todd Pratt is greeted at home plate after his 10th inning, walk-off, series-ending home run in Game Four vs. Arizona in the 1999 National League Division Series...Pratt's solo blast to center just eluded D-Backs center-fielder Steve Finley to give the Mets a 4-3 win.

The Mets returned to the postseason for the first time since 1988 and defeated Arizona in the NLDS in four games.

John Olerud and Edgardo Alfonzo each touched up Randy Johnson for home runs as the Mets built a 4-1 lead in Game One. The Diamondbacks tied the contest in the sixth, but Alfonzo walloped his second home run of the night, a grand slam, in the ninth to lift New York to an 8-4 win.

Arizona captured Game Two, 7-1, behind Steve Finley's five RBI to even the series.

Back in New York and with Mike Piazza on the bench for Game Three with a bad thumb, the Mets scored six times in the sixth to beat the D-Backs, 9-2. Olerud and Darryl Hamilton each collected two RBI.

In the fourth game, in front of 56,177 fans at Shea, the Mets trailed, 3-2, but Roger Cedeño tied the game in the eighth with a sacrifice fly. In the 10th, back-up catcher Todd Pratt ended the series and sent the Mets to the NLCS with a solo walk-off home run off Matt Mantei that landed just out of the reach of Finley. Longtime Met John Franco earned his first postseason victory.



TUESDAY, OCTOBER 5 — GAME ONE

METS	AB	R	H	RBI	D-BACKS	AB	R	H	RBI
Henderson, lf	3	2	0	0	Womack, rf	4	1	1	0
Benitez, p	0	0	0	0	Bell, 2b	3	1	1	1
Alfonzo, 2b	5	2	2	5	Gonzalez, lf	3	1	2	2
Olerud, 1b	5	1	3	2	Williams, 3b	4	0	0	0
Piazza, c	5	0	1	0	Durazo, 1b	4	1	1	1
Agbayani, rf	4	0	0	0	Finley, cf	3	0	1	0
Wendell, p	0	0	0	0	Frias, ss	4	0	0	0
Hamilton, cf	0	0	0	0	Stinnett, c	3	0	0	0
Ventura, 3b	4	1	2	0	Johnson, p	3	0	1	0
Dunston, cf	3	0	1	0	Chouinard, p	0	0	0	0
Cook, p	0	0	0	0					
Cedeño, rf	1	0	0	0					
Ordonez, ss	3	1	1	1					
Yoshii, p	2	0	0	0					
Mora, cf/lf	1	1	0	0					

TOTALS	36	8	10	8	TOTALS	31	4	7	4
---------------	-----------	----------	-----------	----------	---------------	-----------	----------	----------	----------

METS	IP	H	R	ER	BB	SO	D-BACKS	IP	H	R	ER	BB	SO
Yoshii	5.1	6	4	4	0	3	Johnson (L, 0-1)	8.1	8	7	7	3	11
Cook	1.2	1	0	0	1	1	Chouinard	0.2	2	1	1	0	0
Wendell (W, 1-0)	1.0	0	0	0	1	0							
Benitez (S, 1)	1.0	0	0	0	0	0							
Totals	9.0	7	4	4	2	4	Totals	9.0	10	5	5	3	11

METS	1	0	2	1	0	0	0	4	—	8	10	0
D-BACKS	0	0	1	0	2	0	0	0	—	4	7	0

DP-New York-2; Arizona-0. 2B-Ventura, Gonzalez, Johnson. 3B-Womack.
 HR-Alfonzo-2 (2), Olerud (1), Durazo (1), Bell (1). SB-Henderson-2 (2).
 S-Ordonez. SF-Bell. Time-2:53. Attendance-49,584.

HP-Gorman; 1B-Bell; 2B-Hirschbeck; 3B-DeMuth; LF-Marsh; RF-Schrieber.

WEDNESDAY, OCTOBER 6 — GAME TWO

METS	AB	R	H	RBI	D-BACKS	AB	R	H	RBI
Henderson, lf	3	1	2	0	Womack, ss/rf	5	0	0	0
Alfonzo, 2b	4	0	0	0	Bell, 2b	5	2	2	0
Olerud, 1b	3	0	0	1	Gonzalez, lf	1	2	0	0
Piazza, c	4	0	1	0	Williams, 3b	4	3	3	0
Ventura, 3b	2	0	0	0	Colbrunn, 1b	2	0	1	1
Hamilton, cf	2	0	0	0	Finley, cf	3	0	2	5
Agbayani, ph/rf	1	0	0	0	Gilkey, rf	3	0	0	0
Cedeño, rf/cf	3	0	1	0	Ward, ph	1	0	0	1
Dunston, ss	1	0	0	0	Swindell, p	0	0	0	0
Ordonez, ss	4	0	2	0	Stinnett, c	4	0	1	0
Rogers, p	2	0	0	0	Stottlemire, p	3	0	0	0
Mahomes, p	0	0	0	0	Olson, p	0	0	0	0
Bonilla, ph	1	0	0	0	Frias, ss	1	0	0	0
Dotel, p	0	0	0	0					
Franco, p	0	0	0	0					
Pratt, ph	1	0	0	0					

TOTALS	31	1	5	1	TOTALS	32	7	9	7
---------------	-----------	----------	----------	----------	---------------	-----------	----------	----------	----------

METS	IP	H	R	ER	BB	SO	D-BACKS	IP	H	R	ER	BB	SO
Rogers (L, 0-1)	4.1	5	4	4	2	6	Stottlemire (W, 1-0)	6.2	4	1	1	5	6
Mahomes	1.2	3	1	1	0	1	Olson	0.1	0	0	0	0	0
Dotel	0.1	1	2	2	2	0	Swindell	2.0	1	0	0	0	1
Franco	1.2	0	0	0	0	1							
Totals	8.0	9	7	7	4	8	Totals	9.0	5	1	1	5	7

METS	0	0	1	0	0	0	0	0	—	1	5	0
D-BACKS	0	0	3	0	0	2	0	X	—	7	9	1

E-Bell. DP-New York-1; Arizona-1. 2B-Ordonez, Colbrunn, Finley, Williams.
 SB-Henderson-3 (5), Ordonez (1). Time-3:13. Attendance-49,328.

HP-Bell; 1B-Hirschbeck; 2B-DeMuth; 3B-Marsh; LF-Schrieber; RF-Gorman.

FRIDAY, OCTOBER 8 — GAME THREE

D-BACKS	AB	R	H	RBI	METS	AB	R	H	RBI
Womack, rf	4	0	0	0	Henderson, lf	5	1	3	1
Bell, 2b	4	0	0	0	Mora, lf	0	0	0	0
Gonzalez, lf	3	0	0	0	Alfonzo, 2b	3	2	1	0
Williams, 3b	4	0	2	0	Olerud, 1b	4	2	2	3
Durazo, 1b	4	0	0	0	Agbayani, rf	2	1	2	0
Finley, cf	3	0	1	0	Cedeño, rf	2	1	1	1
Fox, ss	2	0	0	0	Ventura, 3b	4	0	0	1
Plesac, p	0	0	0	0	Dunston, cf	2	0	0	0
Chouinard, p	0	0	0	0	Hamilton, cf	3	0	1	2
Swindell, p	0	0	0	0	Pratt, c	2	1	0	0
Harris, ph	1	0	0	0	Ordonez, ss	3	0	1	1
Stinnett, c	3	1	1	0	Reed, p	1	0	0	0
Daal, p	1	0	0	0	Bonilla, ph	0	1	0	0
Ward, ph	1	1	1	2	Wendell, p	1	0	0	0
Holmes, p	0	0	0	0	Franco, p	0	0	0	0
Frias, ss	1	0	0	0	Hershiser, p	0	0	0	0

TOTALS	31	2	5	2	TOTALS	32	9	11	9
---------------	-----------	----------	----------	----------	---------------	-----------	----------	-----------	----------

D-BACKS	IP	H	R	ER	BB	SO	METS	IP	H	R	ER	BB	SO
Daal (L, 0-1)	4.0	6	3	3	3	4	Reed (W, 1-0)	6.0	4	2	2	3	2
Holmes	1.1	1	4	4	3	0	Wendell	1.0	0	0	0	1	0
Plesac	0.1	3	2	2	0	0	Franco	1.0	1	0	0	0	0
Chouinard	1.1	1	0	0	0	1	Hershiser	1.0	0	0	0	0	1
Swindell	1.0	0	0	0	2	0							
Totals	8.0	11	9	9	8	5	Totals	9.0	5	2	2	4	3

D-BACKS	0	0	0	2	0	0	0	0	—	2	5	3
METS	0	1	2	0	0	6	0	0	X	—	9	11

E-Fox, Daal, Womack. DP-Arizona-1; New York-1. 2B-Stinnett, Alfonzo.
 HR-Ward (1). SB-Henderson (6), Cedeño (1). S-Reed, Ordonez.
 Time-3:05. Attendance-56,180.

HP-Rieker; 1B-Davis; 2B-Froemming; 3B-Meals; LF-Winters; RF-Williams.

SATURDAY, OCTOBER 9 — GAME FOUR

D-BACKS	AB	R	H	RBI	METS	AB	R	H	RBI
Womack, ss/rf	5	1	1	0	Henderson, lf	4	1	1	0
Bell, 2b	2	0	1	2	Mora, lf	0	0	0	0
Gonzalez, lf	3	0	0	0	Alfonzo, 2b	4	2	1	1
Williams, 3b	4	0	1	0	Olerud, 1b	4	0	2	0
Mantei, p	0	0	0	0	Agbayani, rf	3	0	1	1
Colbrunn, 1b	3	1	1	1	Cedeño, rf	1	0	0	1
Finley, cf	4	0	1	0	Ventura, 3b	4	0	1	0
Gilkey, rf	3	0	0	0	Pratt, c	5	1	1	1
Frias, ss	1	0	0	0	Hamilton, cf	3	0	1	0
Stinnett, c	4	0	0	0	Ordonez, ss	4	0	1	0
Anderson, p	2	0	0	0	Leiter, p	3	0	0	0
Ward, ph	0	1	0	0	Benitez, p	0	0	0	0
Olson, p	0	0	0	0	MFranco, ph	0	0	0	0
Swindell, p	0	0	0	0	Dunston, pr	0	0	0	0
Harris, 3b	0	0	0	0	Franco, p	0	0	0	0

TOTALS	32	3	5	3	TOTALS	35	4	8	4
---------------	-----------	----------	----------	----------	---------------	-----------	----------	----------	----------

D-BACKS	IP	H	R	ER	BB	SO	METS	IP	H	R	ER	BB	SO
Anderson	7.0	7	2	2	0	4	Leiter	7.2	3	3	3	3	4
Olson	0.0	0	1	0	1	0	Benitez	1.1	2	0	0	1	2
Swindell	0.1	0	0	0	1	0	Franco (W, 1-0)	1.0	0	0	0	0	1
Mantei (L, 0-1)	2.0	1	1	1	3	1							
Totals	9.1	8	4	3	4	5	Totals	10.0	5	3	3	4	7

D-BACKS	0	0	0	1	0	2	0	0	—	3	5	1
METS	0	0	0	1	0	1	0	1	—	4	8	0

E-Womack. DP-Arizona-1; New York-0. 2B-Bell, Ventura, Agbayani.
 HR-Colbrunn (1); Alfonzo (3); Pratt (1). S-Mora. SF-Cedeño.
 Time-3:23. Attendance-56,177.

HP-Davis; 1B-Froemming; 2B-Meals; 3B-Winters; LF-Williams; RF-Rieker.



**Mets****1999 LEAGUE
CHAMPIONSHIP SERIES****ATLANTA BRAVES vs.
NEW YORK METS****Mets Lost Series
4-2**

PLAYER	AVG.	G	AB	H	2B	3B	HR	RBI
Agbayani, of	.143	3	7	1	0	0	0	0
Alfonzo, 2b	.222	6	27	6	4	0	0	1
Bonilla, ph	.333	3	3	1	0	0	0	0
Cedeño, of	.500	5	12	6	1	0	0	1
Dunston, ph	.143	5	7	1	0	0	0	0
Franco, M, ph	.500	5	2	1	1	0	0	0
Hamilton, of	.353	5	17	6	1	0	0	2
Henderson, of	.174	6	23	4	1	0	0	1
Hershiser, p	.000	2	1	0	0	0	0	0
Leiter, p	.000	2	2	0	0	0	0	0
Mahomes, p	.000	3	2	0	0	0	0	0
Mora, of	.429	6	14	6	0	0	1	2
Olerud, 1b	.296	6	27	8	0	0	2	6
Ordóñez, ss	.042	6	24	1	0	0	0	0
Piazza, c	.167	6	24	4	0	0	1	4
Pratt, c	.500	4	2	1	0	0	0	3
Reed, p	.000	1	2	0	0	0	0	0
Rogers, p	.000	3	1	0	0	0	0	0
Ventura, 3b	.120	6	25	2	3	1	0	1
Yoshii, p	.000	2	3	0	0	0	0	0
TOTALS	.218	225	49	9	0	4	21	
PITCHER	W-L	ERA	G	SV	IP	ER	SO	
Benítez	0-0	1.35	5	1	6.2	1	9	
Cook	0-0	0.00	3	0	1.1	0	1	
Dotel	1-0	3.00	1	0	3.0	1	5	
Franco, J	0-0	3.38	3	0	2.2	1	3	
Hershiser	0-0	0.00	2	0	4.1	0	5	
Leiter	0-1	6.43	2	0	7.0	5	5	
Mahomes	0-0	1.42	3	0	6.1	1	3	
Reed	0-0	2.57	1	0	7.0	2	5	
Rogers	0-2	5.87	3	0	7.2	5	2	
Wendell	1-0	4.76	5	0	5.2	3	5	
Yoshii	0-1	4.70	2	0	7.2	4	4	
TOTALS	2-4	3.49		1	59.1	23	47	

runners over. Olerud was walked intentionally to load the bases. Todd Pratt walked to force home Dunston with the tying run. Robin Ventura then cracked a "grand slam single" as the Shea crowd exploded. As Robin rounded first base his teammates mobbed him, never allowing him to finish his trot around the bases, and thus officially settling for a single.

Trailing 5-0 after the first inning, the Mets battled back in Game Six. Darryl Hamilton would add a two-run single in the sixth and Mike Piazza crushed a two-run home run in the seventh inning to tie the game, 7-7. New York led 8-7 in the eighth and 9-8 in the 10th, but could not hold on. Rogers walked Andruw Jones with the bases loaded in the 11th to end the series.

Atlanta outlasted New York in a dramatic six-game series.

Gerald Williams had an RBI single to break a 1-1 tie in the bottom of the fifth inning as the Braves went on to a 4-2 victory in Game One.

The Mets returned to Shea in a 0-2 hole after losing, 4-3, in Game Two. Brian Jordan and Eddie Perez each hit a two-run home run off Kenny Rogers in the sixth inning to erase a 2-0 Mets lead.

In Game Three, two Mets errors in the first inning allowed Atlanta to score the only run of the game in a 1-0 loss.

Trailing 2-1 in the bottom of the eighth, four outs from having their season end, New York responded in Game Four. John Olerud, who had hit a solo home run in the sixth, singled to centerfield in the eighth which plated two runs to give the Mets a 3-2 victory.

Game Five was a classic. A 15-inning, five-hour and 46-minute marathon was played in driving rain. The Mets led 2-0 in the first inning on a two-run home run by Olerud, but the Braves tied the game in the fourth. Seven New York relievers combined to hold Atlanta scoreless entering the 15th. The Braves took a 3-2 lead in the 15th when Keith Lockhart's triple off Octavio Dotel scored Walt Weiss. Shawon Dunston singled to center after a 12-pitch at-bat to lead off the 15th for the Mets. Matt Franco walked and Alfonzo sacrificed the



Robin Ventura waves to the Shea faithful after his "grand slam single" won Game Five of the 1999 NLCS.



TUESDAY, OCTOBER 12 — GAME ONE

METS	AB	R	H	RBI	BRAVES	AB	R	H	RBI
Henderson, lf	4	0	0	0	Williams, lf	5	1	2	1
Alfonzo, 2b	4	1	2	0	Boone, 2b	4	0	1	1
Olerud, lb	4	0	1	0	CJones, 3b	1	0	0	0
Piazza, c	4	0	0	1	Jordan, rf	3	0	0	0
Ventura, 3b	3	0	0	0	Klesko, lb	3	0	0	0
Hamilton, cf	3	0	0	0	Battle, ph/lb	1	0	0	0
Dunston, ph	1	1	0	0	Remlinger, p	0	0	0	0
Cedeño, rf	3	0	2	0	Rocker, p	0	0	0	0
Pratt, ph	1	0	1	1	AJones, cf	3	1	0	0
Ordonez, ss	4	0	0	0	Perez, c	3	1	2	1
Yoshii, p	2	0	0	0	Weiss, ss	4	1	3	1
Mahomes, p	0	0	0	0	Maddux, p	2	0	0	0
Cook, p	0	0	0	0	Hunter, lb	1	0	0	0
MFranco, ph	0	0	0	0					
Mora, ph	0	0	0	0					
Wendell, p	0	0	0	0					

TOTALS	33	2	6	2	TOTALS	30	4	8	4				
METS	IP	H	R	ER	BB	SO	BRAVES	IP	H	R	ER	BB	SO
Yoshii (L,0-1)	4.2	5	2	2	2	1	Maddux (W,1-0)	7.0	5	1	1	1	2
Mahomes	1.1	2	1	1	0	1	Remlinger	0.2	0	0	0	1	0
Cook	1.0	0	0	0	2	1	Rocker, (S,1)	1.1	1	1	0	0	2
Wendell	1.0	1	1	1	1	2							
Totals	8.0	8	4	4	5	5	Totals	9.0	6	2	1	2	4

METS 0 0 0 1 0 0 0 1 — 2 6 2
BRAVES 1 0 0 0 1 1 0 1 X — 4 8 2
 E-Henderson, Olerud, Williams, CJones. DP-New York-1; Atlanta-0. 2B-Cedeño, Alfonzo-2, Perez, Weiss. HR-Perez (1). SB-Williams (1). CJones (1). Weiss (1). S-Maddux, Perez. Time-3:09. Attendance-44,172.
 HP-Montague; 1B-Kellogg; 2B-Reliford; 3B-Rapuno; LF-Layne; RF-Crawford.

WEDNESDAY, OCTOBER 13 — GAME TWO

METS	AB	R	H	RBI	BRAVES	AB	R	H	RBI
Henderson, lf	2	0	0	0	Williams, lf	4	0	1	0
Mora, lf	2	2	1	1	Boone, 2b	4	0	1	0
Alfonzo, 2b	4	0	2	1	CJones, 3b	2	1	0	0
Olerud, lb	4	0	0	1	Jordan, rf	4	1	1	2
Piazza, c	3	0	0	0	AJones, cf	4	1	3	0
Ventura, 3b	3	1	0	0	Perez, c	4	1	2	2
Hamilton, cf	3	0	1	0	Hunter, lb	3	0	0	0
Dunston, ph	1	0	0	0	Weiss, ss	3	0	1	0
Cedeño, rf	4	0	1	1	Millwood, p	2	0	0	0
Ordonez, ss	3	0	0	0	Rocker, p	0	0	0	0
Bonilla, ph	1	0	0	0	Smoltz, p	0	0	0	0
Rogers, p	1	0	0	0					
Wendell, p	0	0	0	0					
MFranco, ph	1	0	0	0					
Benitez, p	0	0	0	0					

TOTALS	32	3	5	3	TOTALS									30	4	9	4
METS	IP	H	R	ER	BB	SO	BRAVES	IP	H	R	ER	BB	SO				
Rogers (L,0-1)	5.1	9	4	4	3	1	Millwood (W,1-0)	7.1	5	3	2	1	4				
Wendell	1.2	0	0	0	1	1	Rocker	0.2	0	0	0	1	2				
Benitez	1.0	0	0	0	0	2	Smoltz (S,1)	1.0	0	0	0	0	1				
Totals	8.0	9	4	4	4	4	Totals	9.0	5	3	2	2	7				

METS 0 1 0 0 1 0 0 1 0 — 3 5 1
BRAVES 0 0 0 0 0 4 0 0 X — 4 9 1
 E-Alfonzo, CJones. DP-New York-2; Atlanta-0. 2B-Alfonzo, HR-Mora (1), Jordan (1), Perez (2). S-Rogers. Time: 2:42. Attendance-44,624.
 HP-Kellogg; 1B-Reliford; 2B-Rapuno; 3B-Layne; LF-Crawford; RF-Montague.

FRIDAY, OCTOBER 15 — GAME THREE

BRAVES	AB	R	H	RBI	METS	AB	R	H	RBI
Williams, lf	3	1	0	0	Henderson, lf	4	0	1	0
Boone, 2b	4	0	0	0	Olerud, lb	3	0	1	0
CJones, 3b	4	0	1	0	Alfonzo, 2b	4	0	0	0
Jordan, rf	4	0	0	0	Piazza, c	4	0	2	0
AJones, cf	3	0	0	0	Agbayani, rf	4	0	0	0
Perez, c	3	0	2	0	Ventura, 3b	3	0	0	0
Hunter, lb	2	0	0	0	Pratt, ph	1	0	0	0
Weiss, ss	2	0	0	0	Mora, cf	4	0	2	0
Glavine, p	2	0	0	0	Ordonez, ss	4	0	1	0
Remlinger, p	2	0	0	0	Leiter, p	2	0	0	0
Rocker, p	0	0	0	0	Dunston, ph	1	0	0	0
					Franco, p	0	0	0	0
					Benitez, p	0	0	0	0

TOTALS	27	1	3	0	TOTALS	34	0	7	0				
BRAVES	IP	H	R	ER	BB	SO	METS	IP	H	R	ER	BB	SO
Glavine (W,1-0)	7.0	7	0	0	1	8	Leiter (L,0-1)	7.0	3	1	0	3	5
Remlinger	1.0	0	0	0	0	1	Franco	0.1	0	0	0	1	0
Rocker (S,2)	1.0	0	0	0	0	1	Benitez	1.2	0	0	0	0	3
Totals	9.0	7	0	0	1	10	Totals	9.0	3	1	0	4	8

BRAVES 1 0 0 0 0 0 0 0 — 1 3 1
METS 0 0 0 0 0 0 0 0 — 0 7 2
 E-Weiss, Leiter, Piazza. DP-Atlanta-1; New York-2. SB-Williams (2), Boone (1). S-Glavine. Time-3:04. Attendance-55,911.
 HP-Reliford; 1B-Rapuno; 2B-Layne; 3B-Crawford; LF-Montague; RF-Kellogg.

SATURDAY, OCTOBER 16 — GAME FOUR

BRAVES	AB	R	H	RBI	METS	AB	R	H	RBI
Williams, lf	4	0	0	0	Henderson, lf	3	0	0	0
Boone, 2b	3	0	1	0	Mora, lf	0	1	0	0
Lockhart, ph	1	0	0	0	Olerud, lb	4	1	2	3
CJones, 3b	3	0	0	0	Alfonzo, 2b	4	0	0	0
Jordan, rf	3	1	1	1	Piazza, c	3	0	0	0
Klesko, lb	3	1	1	1	Ventura, 3b	3	0	0	0
Hunter, lb	0	0	0	0	Hamilton, cf	3	0	0	0
AJones, cf	3	0	0	0	Cedeño, rf	3	1	3	0
Perez, c	3	0	0	0	Ordonez, ss	3	0	0	0
Weiss, ss	3	0	0	0	Reed, p	2	0	0	0
Rocker, p	0	0	0	0	Wendell, p	0	0	0	0
Smoltz, p	2	0	0	0	MFranco, ph	0	0	0	0
Remlinger, p	0	0	0	0	Agbayani, ph	1	0	0	0
Guillen, ss	1	0	0	0	Benitez, p	0	0	0	0

TOTALS	29	2	3	2	TOTALS	29	3	5	3				
BRAVES	IP	H	R	ER	BB	SO	METS	IP	H	R	ER	BB	SO
Smoltz	7.1	4	2	2	0	7	Reed	7.0	3	2	2	0	5
Remlinger (L,0-1)	0.1	0	1	1	1	1	Wendell (W,1-0)	1.0	0	0	0	0	0
Rocker	0.1	1	0	0	0	1	Benitez (S,1)	1.0	0	0	0	0	1
Totals	8.0	5	3	3	2	9	Totals	9.0	3	2	2	0	6

BRAVES 0 0 0 0 0 0 2 0 — 2 3 0
METS 0 0 0 0 0 1 0 2 X — 3 5 0
 DP-Atlanta-0; New York-0. HR-Jordan (2), Klesko (1), Olerud (1). SB-Cedeño-2 (2), Mora (1). Time-2:20. Attendance-55,872.
 HP-Rapuno; 1B-Layne; 2B-Crawford; 3B-Montague; LF-Kellogg; RF-Reliford.



SUNDAY, OCTOBER 17 — GAME FIVE

BRAVES	AB	R	H	RBI	METS	AB	R	H	RBI
Williams, lf	7	0	1	0	Henderson, lf	5	1	1	0
Boone, 2b	3	1	1	0	Rogers, p	0	0	0	0
Nixon, pr	0	0	0	0	Bonilla, ph	1	0	0	0
Lockhart, 2b	4	0	2	1	Dotel, p	0	0	0	0
CJones, 3b	6	1	3	1	MFranco, ph	0	0	0	0
Jordan, rf	7	0	2	1	Cedeño, pr	0	1	0	0
Klesko, 1b	2	0	0	0	Alfonzo, 2b	6	0	1	0
Hunter, ph/lb	3	0	0	0	Olerud, 1b	6	1	2	2
AJones, cf	5	0	0	0	Piazza, c	6	0	1	0
Perez, c	4	0	2	0	Pratt, c	0	0	0	0
Battle, pr	0	0	0	0	Ventura, 3b	7	0	2	1
Myers, c	1	0	0	0	Mora, rf/cf/rf	6	0	1	0
Weiss, ss	6	1	2	0	Hamilton, cf	3	0	2	0
Maddux, p	3	0	0	0	Agbayani, ph/rf/lf	0	0	0	0
Hernandez, ph	1	0	0	0	Ordoñez, ss	6	0	0	0
Mulholland, p	0	0	0	0	Yoshii, p	1	0	0	0
Guillen, ph	1	0	0	0	Hershiser, p	1	0	0	0
Remlinger, p	0	0	0	0	Wendell, p	0	0	0	0
Springer, p	0	0	0	0	Cook, p	0	0	0	0
Fabregas, ph	1	0	0	0	Mahomes, p	1	0	0	0
Rocker, p	0	0	0	0	JFranco, p	0	0	0	0
McGlinchy, p	1	0	0	0	Benitez, p	0	0	0	0
					Dunston, ph/cf	3	1	1	0

TOTALS 55 3 13 3 TOTALS 53 4 11 4

BRAVES	IP	H	R	ER	BB	SO	METS	IP	H	R	ER	BB	SO
Maddux	7.0	7	2	2	0	5	Yoshii	3.0	4	2	2	1	3
Mulholland	2.0	1	0	0	0	2	Hershiser	3.1	1	0	0	3	5
Remlinger	2.0	1	0	0	0	2	Wendell	0.1	0	0	0	1	1
Springer	1.0	0	0	0	1	1	Cook	0.0	0	0	0	0	0
Rocker	1.1	0	0	0	0	2	Mahomes	1.0	1	0	0	2	1
McGlinchy (L,0-1)	1.0	2	2	2	4	1	Franco	1.1	1	0	0	0	2
							Benitez	1.0	1	0	0	0	1
							Rogers	2.0	1	0	0	1	1
							Dotel (W,1-0)	3.0	4	1	1	2	5

TOTALS 14.1 11 4 4 5 13 TOTALS 15.0 13 3 3 10 19

BRAVES 0 0 0 2 0 0 0 0 0 0 1 3 13 2
METS 2 0 0 0 0 0 0 0 0 0 2 4 11 1

E-Klesko-2, Olerud. DP-Atlanta-2; New York-2. 2B-Perez, Boone, CJones-2, Williams, Weiss, Hamilton. 3B-Lockhart. HR-Olerud (2). SB-Agabayani (1), Dunston (1), Nixon (1), Battle (1), Weiss (2). S-AJones, Alfonso. Time-5:46. Attendance-55,723.

HP-Layne; IB-Crawford; 2B-Montague; 3B-Kellogg; LF-Reliford; RF-Rapuanio.

TUESDAY, OCTOBER 19 — GAME SIX

METS	AB	R	H	RBI	BRVAVES	AB	R	H	RBI
Henderson, lf	5	1	2	1	Williams, lf	5	2	1	0
Franco, p	0	0	0	0	Boone, 2b	4	1	0	0
Pratt, c	0	0	0	1	CJones, 3b	3	1	1	0
Alfonzo, 2b	5	1	1	0	Jordan, rf	4	1	1	1
Olerud, 1b	6	2	2	1	AJones, cf	5	3	2	1
Piazza, c	4	1	1	3	Perez, c	3	0	2	2
Benitez, p	0	0	0	0	Nixon, pr	0	1	0	0
Dunston, ph	1	0	0	0	Myers, c	1	0	0	0
Rogers, p	0	0	0	0	Hunter, 1b	1	1	1	2
Ventura, 3b	6	1	1	0	Klesko, ph/lb	0	0	0	0
Hamilton, cf	5	0	3	2	Weiss, ss	3	0	0	0
Cedeño, rf	2	0	0	0	Guillen, ph/ss	1	0	1	1
Agbayani, ph/cf/lf	2	1	0	0	Millwood, p	2	0	0	0
Ordoñez, ss	4	0	0	0	Mulholland, p	0	0	0	0
Leiter, p	0	0	0	0	Lockhart, ph	0	0	0	0
Mahomes, p	1	0	0	0	Hernandez, ph	1	0	1	2
Bonilla, ph	1	0	1	0	Smoltz, p	0	0	0	0
Wendell, p	0	0	0	0	Remlinger, p	0	0	0	0
Cook, p	0	0	0	0	Battle, ph	1	0	0	0
MFranco, ph	1	1	1	0	Rocker, p	0	0	0	0
Hershiser, p	0	0	0	0	Fabregas, ph	1	0	0	0
Mora, ph/rf	2	0	2	1	Springer, p	0	0	0	0

TOTALS 44 9 15 9 TOTALS 35 10 10 9

METS	IP	H	R	ER	BB	SO	BRVAVES	IP	H	R	ER	BB	SO
Leiter	0.0	2	5	5	1	0	Millwood	5.1	8	3	3	0	5
Mahomes	4.0	1	0	0	1	1	Mulholland	0.2	0	0	0	1	0
Wendell	1.2	1	2	2	1	1	Smoltz	0.1	4	4	4	0	0
Cook	0.1	1	0	0	0	0	Remlinger	1.2	2	1	1	1	0
Hershiser	1.0	0	0	0	0	0	Rocker	2.0	1	1	0	1	1
Franco	1.0	2	1	1	0	1	Springer (W,1-0)	1.0	0	0	0	0	0
Benitez	2.0	2	1	1	2	2							
Rogers (L,0-2)	0.1	1	1	1	3	0							

TOTALS 10.1 10 10 10 8 5 TOTALS 11.0 15 9 8 3 6

METS 0 0 0 0 0 3 4 1 0 1 0 9 15 2
BRVAVES 5 0 0 0 0 2 0 1 0 1 1 10 10 1

E-Piazza-2, Hunter. DP-New York-2; Atlanta-1. 2B-Alfonzo, Ventura, MFranco, Henderson, Williams. HR-Piazza (1). SB-Henderson (1), Mora (2), Williams (3), Boone (2), CJones-2 (3), Hunter (1), Nixon (2), S-Ordoñez, EPerez, Weiss, Boone. SF-Pratt, Piazza, Hunter. Time-4:25. Attendance-52,335. HP-Montague;

IB-Kellogg; 2B-Crawford; 3B-Reliford; LF-Rapuanio; RF-Layne.



Rey Ordoñez is hoisted in the air by his teammates as they celebrate.





2000 DIVISION SERIES

SAN FRANCISCO GIANTS vs. NEW YORK METS




Mets Won Series
3-1



PLAYER	AVG.	G	AB	H	2B	3B	HR	RBI
Abbott, ss	.000	1	2	0	0	0	0	0
Agbayani, of	.333	4	15	4	1	0	1	1
Alfonzo, 2b	.278	4	18	5	2	0	1	5
Bell, of	.000	1	1	0	0	0	0	0
Bordick, ss	.167	4	12	2	0	0	0	0
Hamilton, of	.500	3	4	2	1	0	0	0
Hampton, p	.500	1	2	1	0	0	0	0
Harris, ph	.000	2	0	0	0	0	0	0
McEwing, ph	1.000	3	1	1	0	0	0	0
Payton, of	.176	4	17	3	0	0	0	2
Perez, of	.294	4	17	5	1	0	0	3
Piazza, c	.214	4	14	3	1	0	0	0
Pratt, c	.000	1	0	0	0	0	0	0
Trammell, of	.000	0	0	0	0	0	0	0
Ventura, 3b	.143	3	13	2	0	0	1	2
Zeile, 1b	.071	4	14	1	1	0	0	0
TOTALS	.210	143	30	7	0	3	13	

PITCHER	WL	ERA	G	SV	IP	ER	SO
Benitez	1-0	6.00	2	0	3.0	2	3
Cook	0-0	0.00	2	0	1.1	0	1
Franco	0-0	0.00	2	1	2.0	0	2
Hampton	0-1	8.44	1	0	5.1	4	2
Jones	1-0	0.00	1	0	9.0	0	5
Leiter	0-0	2.25	1	0	8.0	2	6
Reed	0-0	3.00	1	0	6.0	2	6
Rusch	0-0	0.00	1	0	0.2	0	2
Wendell	0-0	0.00	2	0	2.0	0	5
White	1-0	0.00	2	0	2.2	0	4
TOTALS	3-1	2.48		1	40.0	11	36



Bobby Jones pitches a one-hitter in the Division Series to send the Mets to the NLCS against the St. Louis Cardinals.

For the first time in franchise history, the Mets qualified for the postseason in consecutive years. New York met the team that abandoned the city in 1958, the San Francisco Giants.

In Game One, the Giants scored four times in the third inning to break a 1-1 tie and won, 5-1.

Timo Perez, subbing for an injured Derek Bell, collected three hits and two RBI in Game Two. The Mets took a three-run lead into the ninth, but J.T. Snow hit a three-run home run to tie the contest. Jay Payton's RBI single in the 10th gave New York a 5-4 lead and John Franco struck out Barry Bonds to end the game.

Back at Shea for Game Three, the Mets trailed 2-1 until Edgardo Alfonzo's two-out, RBI double in the eighth. Benny Agbayani crushed a solo walk-off home run in the 13th to lift New York to a 3-2 triumph.

Bobby J. Jones hurled baseball's first postseason complete-game, one-hit shutout in 33 years as the Mets advanced to the NLCS with a 4-0 win in Game Four. Jeff Kent collected the Giants' only hit, a double in the fifth inning. Robin Ventura got the Mets on the board with a two-run home run in the first.

WEDNESDAY, OCTOBER 4 — GAME ONE

METS	AB	R	H	RBI	GIANTS	AB	R	H	RBI
Agbayani, lf	3	0	1	0	Benard, cf	4	0	0	0
Cook, p	0	0	0	0	R. Davis, ph	1	0	0	0
White, p	0	0	0	0	Nen, p	0	0	0	0
McEwing, lf	0	0	0	0	Mueller, 3b	5	2	2	0
Harris, ph	1	0	0	0	Bonds, lf	3	1	2	1
Payton, cf	3	0	0	1	Kent, 2b	3	1	1	1
Alfonzo, 2b	4	0	1	0	Burks, rf	3	1	1	3
Piazza, c	3	0	0	0	Aurilia, ss	4	0	2	0
Ventura, 3b	4	0	0	0	Snow, lb	3	0	1	0
Zeile, lb	3	0	1	0	Estalella, c	4	0	0	0
Bell, rf	1	0	0	0	Hernandez, p	3	0	0	0
Hamilton, rf-lf	0	0	0	0	Rodriguez, p	0	0	0	0
Rusch, p	0	0	0	0	Crespo, ph	1	0	1	0
Bordick, ss	3	1	1	0	Murphy, cf	0	0	0	0
Hampton, p	2	0	1	0					
Wendell, p	0	0	0	0					
Perez, ph-rf	2	0	0	0					

TOTALS	31	1	5	1	TOTALS	34	5	10	5
--------	----	---	---	---	--------	----	---	----	---

METS	IP	H	R	ER	BB	SO	GIANTS	IP	H	R	ER	BB	SO
Hampton (L,0-1)	5.1	6	5	5	3	2	Hernandez (W,1-0)	7.2	5	1	1	5	5
Wendell	0.2	0	0	0	0	2	Rodriguez	0.1	0	0	0	0	1
Cook	0.2	0	0	0	1	1	Nen	1.0	0	0	0	0	0
White	0.2	4	0	0	0	0							
Rusch	0.2	0	0	0	0	2							

TOTALS	9.0	10	5	5	4	7	TOTALS	9.0	5	1	1	5	6
--------	-----	----	---	---	---	---	--------	-----	---	---	---	---	---

METS	0	0	1	0	0	0	0	0	0	0	0	0	0
GIANTS	1	0	4	0	0	0	0	0	0	0	0	0	0

2B-Zeile, Mueller, Aurilia. 3B-Bonds. HR-Burks (1). SB-Bonds (1). SF-Payton. Time-3:06. Attendance-40,430.

HP-Kellogg 1B-Cederstrom; 2B-Montague; 3B-Morrison; LF-Young; RF-Te. Barrett.

THURSDAY, OCTOBER 5 — GAME TWO

METS	AB	R	H	RBI	GIANTS	AB	R	H	RBI
Perez, rf	5	1	3	2	Murray, cf	4	0	1	0
Alfonzo, 2b	5	1	1	2	Benard, ph	0	0	0	0
Piazza, c	4	0	2	0	Mueller, 3b	5	0	1	0
Zeile, lb	5	0	0	0	Bonds, lf	5	1	1	0
Ventura, 3b	3	0	0	0	Kent, lb-2b	4	2	2	0
Agbayani, lf	2	0	1	0	Burks, rf	3	0	1	0
McEwing, pr-lf	0	0	0	0	Martinez, 2b	3	0	0	0
Hamilton, ph-lf	1	1	1	0	Snow, ph-lb	1	1	1	3
Payton, cf	5	1	1	1	Aurilia, ss	4	0	0	0
Bordick, ss	4	1	1	0	Estes, p	0	0	0	0
Leiter, p	4	0	0	0	Rueter, p	0	0	0	0
Benitez, p	0	0	0	0	Henry, p	0	0	0	0
Franco, p	0	0	0	0	Crespo, ph	1	0	0	0
					Rodriguez, p	0	0	0	0
					Rios, ph	1	0	1	0

TOTALS	38	5	10	5	TOTALS	35	4	8	4
--------	----	---	----	---	--------	----	---	---	---

METS	IP	H	R	ER	BB	SO	GIANTS	IP	H	R	ER	BB	SO
Leiter	8.0	5	2	2	3	6	Estes	3.0	3	2	2	3	3
Benitez (W,1-0)	1.0	3	2	2	0	0	Rueter	4.1	3	0	0	1	1
Franco (S,1)	1.0	0	0	0	0	1	Henry	0.2	0	0	0	0	1
							Rodriguez (L,0-1)	2.0	4	3	3	0	3

TOTALS	10.0	8	4	4	3	7	TOTALS	10.0	10	5	5	5	7
--------	------	---	---	---	---	---	--------	------	----	---	---	---	---

METS	0	2	0	0	0	0	0	2	1	—	5	10	0
GIANTS	0	1	0	0	0	0	0	3	0	—	4	8	0

DP-New York-1; San Francisco-2. 2B-Piazza, Hamilton, Bonds, Burks.

HR-Snow (1), Alfonzo (1), SB-Kent (1), S-Benard.

Time-3:41. Attendance-40,430.

HP-Cederstrom 1B-Montague; 2B-Morrison; 3B-Young; LF-Te. Barrett; RF-Kellogg.

SATURDAY, OCTOBER 7 — GAME THREE

GIANTS	AB	R	H	RBI	METS	AB	R	H	RBI
Benard, cf-rf	6	0	1	1	Perez, rf	6	0	1	0
Mueller, 3b	6	0	2	0	Alfonzo, 2b	5	0	2	1
Bonds, lf	5	0	0	0	Piazza, c	4	0	1	0
Kent, 2b	6	0	2	0	McEwing, pr-3b	1	0	1	0
Burks, rf	4	1	1	0	Ventura, 3b-lb	5	0	1	0
Fultz, p	0	0	0	0	Agbayani, lf	6	1	1	1
Snow, lb	4	0	2	0	Payton, cf	5	0	1	0
Aurilia, ss	4	0	0	0	Zeile, lb	3	0	0	0
Nen, p	0	0	0	0	White, p	0	0	0	0
Rios, ph	1	0	0	0	Bordick, ss	2	1	0	0
Mirabelli, c	1	0	0	0	Benitez, p	0	0	0	0
Estalella, c	4	1	1	1	Pratt, ph-c	1	0	0	0
Crespo, ph	1	0	0	0	Reed, p	1	0	0	0
Rodriguez, p	0	0	0	0	Hamilton, ph	1	0	1	0
Murray, cf	1	0	0	0	Cook, p	0	0	0	0
Ortiz, p	3	0	0	0	Wendell, p	0	0	0	0
Embree, p	0	0	0	0	Harris, ph	1	1	0	0
Henry, p	0	0	0	0	Franco, p	0	0	0	0
Martinez, p	3	0	2	0	Abbott, ss	2	0	0	0

TOTALS	49	2	11	2	TOTALS	43	3	9	3
--------	----	---	----	---	--------	----	---	---	---

GIANTS	IP	H	R	ER	BB	SO	METS	IP	H	R	ER	BB	SO
Ortiz	5.1	2	1	1	4	4	Reed	6.0	7	2	2	2	6
Embree	0.2	0	0	0	0	0	Cook	0.2	0	0	0	1	0
Henry	1.2	0	1	1	0	1	Wendell	1.1	0	0	0	1	3
Nen	1.1	2	0	0	1	2	Franco	1.0	1	0	0	0	1
Rodriguez	2.0	2	0	0	1	2	Benitez	2.0	1	0	0	1	3
Fultz (L,0-1)	1.1	3	1	1	0	0	White (W,1-0)	2.0	2	0	0	2	4

TOTALS	12.1	9	3	3	6	10	TOTALS	13.0	11	2	2	7	17
--------	------	---	---	---	---	----	--------	------	----	---	---	---	----

GIANTS	0	0	2	0	0	0	0	0	0	0	0	0	0
METS	0	0	0	0	1	0	1	0	0	0	0	0	0

DP-New York-0; San Francisco-2. 2B-Mueller, Alfonzo. HR-Agabayani (1).

SB-Payton (1), Harris (1), S-Mueller. Time-5:22. Attendance-56,270.

HP-Crawford 1B-Gorman; 2B-Row; 3B-Mi. DiMuro; LF-Rieker; RF-Craft.

SUNDAY, OCTOBER 8 — GAME FOUR

GIANTS	AB	R	H	RBI	METS	AB	R	H	RBI
Benard, cf	4	0	0	0	Perez, rf	4	1	1	1
Mueller, 3b	4	0	0	0	Alfonzo, 2b	4	1	0	2
Bonds, lf	4	0	0	0	Piazza, c	3	1	0	0
Kent, 2b	3	0	1	0	Ventura, 3b	2	1	1	2
Burks, rf	3	0	0	0	Agbayani, lf	4	0	2	0
Snow, lb	2	0	0	0	McEwing, pr-lf	0	0	0	0
Aurilia, ss	3	0	0	0	Payton, cf	4	0	1	0
Mirabelli, c	1	0	0	0	Zeile, lb	3	0	0	0
Crespo, ph	1	0	0	0	Bordick, ss	3	0	0	0
Estalella, c	0	0	0	0	Jones, p	4	1	0	0
Gardner, p	2	0	0	0					
Henry, p	0	0	0	0					
Embree, p	0	0	0	0					
Davis, ph	1	0	0	0					
DelTorro, p	0	0	0	0					

TOTALS	28	0	1	0	TOTALS	31	4	6	4
--------	----	---	---	---	--------	----	---	---	---

GIANTS	IP	H	R	ER	BB	SO	METS	IP	H	R	ER	BB	SO
Gardner (L,0-1)	4.1	4	4	4	2	5	Jones (W,1-0)	9.0	1	0	0	2	5
Henry	1.2	1	0	0	2	0							
Embree	1.0	0	0	0	0	0							
DelTorro	1.0	1	0	0	0	2							

TOTALS	9.0	6	4	4	4	7	TOTALS	9.0	1 <td>0</td> <td>0</td> <td>2</td> <td>5</td>	0	0	2	5
--------	-----	---	---	---	---	---	--------	-----	---	---	---	---	---

GIANTS	0	0	0	0	0	0	0	0	0	0	0	0	0
METS	2	0	0	0	2	0	0	0	0	0	0	0	0

E-Aurilia. 2B-Kent, Perez, Alfonzo, Agbayani. HR-Ventura (1). SB-Perez (1).

Time-2:48. Attendance-52,888.

HP-Gorman; 1B-Roe; 2B-Mi. DiMuro; 3B-Rieker; LF-Craft; RF-Crawford.





2000 LEAGUE CHAMPIONSHIP SERIES

ST. LOUIS CARDINALS vs.
NEW YORK METS



Mets Won Series
4-1



PLAYER	AVG.	G	AB	H	2B	3B	HR	RBI
Abbott, ss	.000	2	3	0	0	0	0	0
Agbayani, of	.353	5	17	6	2	0	0	3
Alfonzo, 2b	.444	5	18	8	1	1	0	4
Bordick, ss	.077	5	13	1	0	0	0	0
Franco, M, ph	.000	2	3	0	0	0	0	0
Hamilton, of	.000	3	2	0	0	0	0	0
Hampton, p	.167	2	6	1	0	0	0	0
Harris, ph	.000	2	1	0	0	0	0	0
Jones, p	.000	1	2	0	0	0	0	0
Leiter, p	.000	1	3	0	0	0	0	0
McEwing, ph	.000	4	0	0	0	0	0	0
Payton, of	.158	5	19	3	0	0	1	3
Perez, of	.304	5	23	7	2	0	0	0
Piazza, c	.412	5	17	7	3	0	2	4
Pratt, c	.000	0	0	0	0	0	0	0
Reed, p	.000	1	0	0	0	0	0	0
Trammell, of	.000	3	0	0	0	0	0	0
Ventura, 3b	.214	5	14	3	1	0	0	5
Zeile, 1b	.368	5	19	7	3	0	1	8
TOTALS	.262		164	31	12	1	4	27
PITCHER	W-L	ERA	G	SV	IP	ER	SO	
Benitez	0-0	0.00	3	1	3.0	0	2	
Cook	0-0	0.00	1	0	1.0	0	2	
Franco, J.	0-0	6.75	3	0	2.2	2	2	
Hampton	2-0	0.00	2	0	16.0	0	12	
Jones	0-0	13.50	1	0	4.0	6	2	
Leiter	0-0	3.86	1	0	7.0	3	9	
Reed	0-1	10.80	1	0	3.1	4	4	
Rusch	1-0	0.00	2	0	3.2	0	3	
Wendell	1-0	0.00	2	0	1.1	0	2	
White	0-0	9.00	1	0	3.0	3	1	
TOTALS	4-1	3.60		1	45.0	18	39	



Mike Hampton is mobbed by teammates after hurling a complete-game, 7-0 shutout against the St. Louis Cardinals in Game Five of the 2000 National League Championship Series to send the Mets to their first World Series since 1986.

New York defeated its longtime nemesis, the St. Louis Cardinals, in five games to advance to its first World Series since 1986.

In Game One, Mike Piazza had an RBI single as the Mets jumped on top 2-0 in the first inning. Jay Payton and Todd Zeile cracked home runs in the top of the ninth to give New York some breathing room in a 6-2 victory.

In Game Two, the Mets never trailed, but let leads of 2-0, 3-1, and 5-3 vanish before Payton's ninth inning RBI single gave New York a 6-5 win.

The Cardinals ruined the Mets return to Shea scoring five runs in the first four innings en route to an 8-2 win in Game Three.

New York set a postseason record with five doubles in one inning (first) and scored seven runs in the first two innings in a 10-6 victory. Robin Ventura had three RBI, while Piazza, Todd Zeile and Benny Agbayani each chipped in with two RBI.

Mike Hampton closed out the NLCS and picked up his second win of the series with a complete-game, three-hit, 7-0 shutout in Game Five. Edgardo Alfonzo singled home Timo Perez in the first inning to set a new club record with 16 career postseason RBI. Ventura and Payton would add RBI singles later in the inning. Zeile's bases-loaded, bases-clearing double in the fourth put the game away. Rick Wilkins flew out to Perez in centerfield for the final out.

Hampton was named the NLCS MVP for his efforts. Mike finished with 16.0 scoreless innings, surrendering nine hits with 12 strikeouts. Zeile finished the NLCS hitting .368 (7-19) with eight RBI and Perez tied an NLCS record by scoring eight runs.



WEDNESDAY, OCTOBER 11 — GAME ONE

METS	AB	R	H	RBI	CARDINALS	AB	R	H	RBI
Perez, rf	5	1	1	0	Vina, 2b	4	0	1	0
Alfonzo, 2b	3	1	1	1	Renteria, ss	5	1	1	0
Piazza, c	4	0	2	1	Edmonds, cf	5	0	2	0
Ventura, 3b	2	0	0	1	Davis, rf	5	0	1	0
Zeile, 1b	4	1	1	1	Clark, 1b	3	0	1	0
Agbayani, lf	4	0	1	0	Hernandez, c	4	0	1	0
McEwing, pr-lf	0	1	0	0	Marrero, pr-c	0	0	0	0
Payton, cf	4	1	1	2	Drew, lf	3	0	0	0
Bordick, ss	3	0	0	0	Dunston, ph-lf	1	0	0	0
Abbott, pr-ss	0	0	0	0	Polanco, 3b	3	0	1	0
Hampton, p	3	1	1	0	James, p	0	0	0	0
JFranco, p	0	0	0	0	Christiansen, p	0	0	0	0
Hamilton, ph	0	0	0	0	Lankford, ph	1	1	1	0
Trammell, ph	1	0	0	0	Kile, p	1	0	0	0
Benitez, p	0	0	0	0	Tatis, ph-3b	2	0	0	0

TOTALS 33 6 8 2 **TOTALS** 37 2 9 0

METS	IP	H	R	ER	BB	SO	CARDINALS	IP	H	R	ER	BB	SO
Hampton (W,1-0)	7.0	6	0	0	3	4	Kile (L,0-1)	7.0	5	3	3	2	1
JFranco	1.0	1	0	0	0	1	James	1.0	3	3	3	0	0
Benitez	1.0	2	2	0	0	0	Christiansen	1.0	0	0	0	0	1
Totals	9.0	9	2	0	3	5	Totals	9.0	8	6	6	2	2

METS 2 0 0 0 1 0 0 3 — **6 8 3**
CARDINALS 0 0 0 0 0 0 0 2 — **2 9 0**

E-Perez, Agbayani, Abbott. DP-New York-0; St. Louis-1; 2B-Perez, Piazza, Clark, Lankford. HR-Payton (1), Zeile (1). SF-Ventura. Time-3:08. Attendance-52,255.

HP-Froemming 1B-Tschida; 2B-Rapuno; 3B-Scott; LF-DeMuth; RF-Rippley.

THURSDAY, OCTOBER 12 — GAME TWO

METS	AB	R	H	RBI	CARDINALS	AB	R	H	RBI
Perez, rf	5	1	1	0	Vina, 2b	5	1	1	0
Alfonzo, 2b	3	2	2	1	Renteria, ss	5	1	3	1
Piazza, c	2	2	1	1	Edmonds, cf	4	0	0	0
Zeile, 1b	3	0	2	0	Tatis, 3b	3	0	1	1
JFranco, p	0	0	0	0	Morris, p	0	0	0	0
Wendell, p	0	0	0	0	Hernandez, c	1	1	0	0
Benitez, p	0	0	0	0	Clark, 1b	4	1	2	0
Ventura, 3b	4	0	1	0	Dunston, rf-lf	3	1	1	0
McEwing, pr-3b	0	1	0	0	Lankford, lf	3	0	1	0
Agbayani, lf	4	0	1	1	Polanco, ph	0	0	0	0
Payton, cf	4	0	1	1	Drew, ph-rf	1	0	1	1
Abbott, ss	3	0	0	0	Marrero, c	3	0	0	1
M.Franco, ph-lb2	0	0	0	0	Veras, p	0	0	0	0
Leiter, p	3	0	0	0	McGwire, ph	0	0	0	0
Hamilton, ph	1	0	0	0	Kile, pr	0	0	0	0
Bordick, ss	1	0	0	0	Timlin, p	0	0	0	0
					Ankiel, p	0	0	0	0
					Reames, p	1	0	0	0
					Davis, ph	1	0	0	0
					Paquette, 3b	2	0	0	0

TOTALS 35 6 9 6 **TOTALS** 36 5 10 4

METS	IP	H	R	ER	BB	SO	CARDINALS	IP	H	R	ER	BB	SO
Leiter	7.0	8	3	3	0	9	Ankiel	0.2	1	2	2	3	1
JFranco	0.2	1	2	2	1	0	Reames	4.1	3	1	1	3	6
Wendell (W,1-0)	0.1	1	0	0	1	1	Morris	2.2	3	2	2	2	2
Benitez (S,1)	1.0	0	0	0	1	1	Veras	0.1	1	0	0	0	0
							Timlin (L,0-1)	1.0	1	1	0	0	0
Totals	9.0	10	5	5	4	7	Totals	9.0	5	1	5	6	6

METS 2 0 1 0 0 0 2 1 — **6 9 0**
CARDINALS 0 1 0 0 2 0 0 2 0 — **5 10 3**

E-Ventura. 2B-Zeile, Agbayani, Renteria, Tatis, Clark, Dunston, Drew. 3B-Alfonzo. HR-Piazza (1), SB-Renteria-3 (3), S-Agbayani, Dunston. SF-Zeile. Time-3:59. Attendance-52,250.

HP-Tschida 1B-Rapuno; 2B-Scott; 3B-DeMuth; LF-Rippley; RF-Froemming.

SATURDAY, OCTOBER 14 — GAME THREE

CARDINALS	AB	R	H	RBI	METS	AB	R	H	RBI
Vina, 2b	5	1	2	1	Perez, rf	4	1	1	0
Renteria, ss	4	2	2	2	Alfonzo, 2b	4	0	2	0
Edmonds, cf	5	0	1	2	Piazza, c	4	0	1	0
Clark, 1b	3	1	2	0	Ventura, 3b	3	1	0	0
Lankford, lf	2	0	1	1	Zeile, 1b	4	0	2	0
McGwire, ph	1	0	0	0	Agbayani, lf	3	0	1	0
Paquette, lf	2	0	1	0	Payton, cf	3	0	0	0
Tatis, 3b	3	1	1	1	Bordick, ss	2	0	0	0
Drew, rf	5	1	2	0	M.Franco, ph	1	0	0	0
Hernandez, c	5	1	1	1	Reed, p	1	0	0	0
AnBenes, p	3	1	1	0	Rusch, p	0	0	0	0
Wilkins, ph	1	0	0	0	Hamilton, ph	1	0	0	0
James, p	0	0	0	0	White, p	0	0	0	0
Veras, p	0	0	0	0	Harris, ph	1	0	0	0
					Cook, p	0	0	0	0
					Wendell, p	0	0	0	0
					Trammell, ph	1	0	0	0

TOTALS 39 8 14 8 **TOTALS** 32 2 7 0

CARDINALS	IP	H	R	ER	BB	SO	METS	IP	H	R	ER	BB	SO
AnBenes (W,1-0)	8.0	6	2	2	3	5	Reed (L,0-1)	3.1	8	5	4	1	4
James	0.0	1	0	0	1	0	Rusch	0.2	0	0	0	0	1
Veras	1.0	0	0	0	0	3	White	3.0	5	3	3	1	1
							Cook	1.0	1	0	0	0	2
							Wendell	1.0	0	0	0	0	1
Totals	9.0	7	2	4	8	8	Totals	9.0	14	8	8	2	9

CARDINALS 2 0 2 1 3 0 0 0 — **8 14 0**
METS 1 0 0 1 0 0 0 0 — **2 7 1**

E-Ventura. DP-St. Louis-2; New York-0. 2B-Edmonds, Tatis. SF-Tatis. Time-3:33. Attendance-55,693.

HP-Rapuno; 1B-Scott; 2B-DeMuth; 3B-Rippley; LF-Froemming; RF-Tschida.



Longtime Met John Franco (L) and Bobby Jones (R) take a victory lap at Shea after clinching the 2000 National League Championship Series.



SUNDAY, OCTOBER 15 — GAME FOUR

CARDINALS	AB	R	H	RBI	METS	AB	R	H	RBI
Vina, 2b	5	1	1	0	Perez, rf	4	3	2	0
Renteria, ss	3	0	0	0	Alfonzo, 2b	4	1	1	1
Edmonds, cf	5	1	2	3	Piazza, c	3	3	2	2
Clark, 1b	4	1	1	1	Ventura, 3b	2	2	1	3
Lankford, lf	2	0	1	1	Zeile, 1b	4	0	1	2
McGwire, ph	1	0	0	0	Agbayani, lf	4	0	2	2
Paquette, ph-rf	1	0	0	0	McEwing, lf	0	0	0	0
Tatis, 3b	4	0	1	0	Payton, cf	4	0	0	0
Drew, rf	3	1	1	0	Bordick, ss	3	1	0	0
Paquette, ph-rf	1	0	0	0	Jones, p	2	0	0	0
Hernandez, c	4	1	2	0	Rusch, p	0	0	0	0
Marrero, pr	0	0	0	0	JFranco, p	0	0	0	0
Kile, p	1	0	0	0	Harris, ph	0	0	0	0
James, p	0	0	0	0	Trammell, ph	1	0	0	0
Davis, ph	1	1	1	1	Benitez, p	0	0	0	0
Timlin, p	0	0	0	0					
Dunston, ph	1	0	1	0					
Morris, p	0	0	0	0					
Christiansen, p	0	0	0	0					
Polanco, ph	0	0	0	0					

TOTALS 39 8 14 8 TOTALS 32 2 7 0

CARDINALS	IP	H	R	ER	BB	SO	METS	IP	H	R	ER	BB	SO
Kile (L,0-2)	3.0	8	7	7	3	2	Jones	4.0	6	6	6	0	2
James	1.0	1	1	1	0	0	Rusch (W,1-0)	3.0	3	0	0	0	2
Timlin	2.0	0	2	0	1	0	JFranco	1.0	1	0	0	1	1
Morris	1.0	0	0	0	0	0	Benitez	1.0	1	0	0	1	1
Christiansen	1.0	0	0	0	0	0							

Totals 8.0 9 10 8 4 2 Totals 9.0 11 6 6 2 6

CARDINALS	2	0	0	1	3	0	0	0	—	6	1	2
METS	4	3	0	1	0	2	0	0	X	10	9	0

E-Tatis-2. DP-St. Louis-0; New York-1. 2B-Vina, Davis, Perez, Alfonzo, Piazza, Ventura, Zeile, Agbayani. HR-Piazza (2), Clark (1), Edmonds (1). SB-Perez (1). S-Renteria, Rusch. SF-Renteria, Ventura. Time-3:14. Attendance-55,665.

HP-Scott; 1B-DeMuth; 2B-Rippley; 3B-Froemming; LF-Tschida; RF-Rapuno.

MONDAY, OCTOBER 16 — GAME FIVE

CARDINALS	AB	R	H	RBI	METS	AB	R	H	RBI
Vina, 2b	4	0	1	0	Perez, rf-cf	5	2	2	0
Polanco, 3b	2	0	0	0	Alfonzo, 2b	4	1	2	1
Paquette, ph	1	0	0	0	Piazza, c	4	2	1	0
Edmonds, cf	3	0	0	0	Ventura, 3b	3	1	1	1
McGwire, ph	1	0	0	0	Zeile, 1b	4	0	1	3
Davis, rf	3	0	0	0	Agbayani, lf	2	0	1	0
Drew, rf	0	0	0	0	Payton, cf	4	0	1	0
Wilkins, ph	1	0	0	0	McEwing, pr-rf	0	0	0	0
Clark, 1b	3	0	1	0	Bordick, ss	4	1	1	0
Renteria, ss	3	0	0	0	Hampton, p	3	0	0	0
Lankford, lf	3	0	0	0					
Hernandez, c	2	0	0	0					
Marrero, c	1	0	0	0					
Hentgen, p	1	0	1	0					
Timlin, p	0	0	0	0					
Tatis, ph	1	0	0	0					
Reames, p	0	0	0	0					
Ankiel, p	0	0	0	0					
James, p	0	0	0	0					
Dunston, ph	1	0	0	0					
Veras, p	0	0	0	0					

TOTALS 30 0 3 0 TOTALS 33 7 10 5

CARDINALS	IP	H	R	ER	BB	SO	METS	IP	H	R	ER	BB	SO
Hentgen (L,0-1)	3.2	7	6	6	5	2	Hampton (W,2-0)	9.0	3	0	0	1	8
Timlin	0.1	0	0	0	1	0							
Reames	2.0	2	0	0	1	0							
Ankiel	0.2	0	1	1	2	1							
James	0.1	0	0	0	0	0							
Veras	1.0	1	0	0	0	0							

Totals 8.0 10 7 7 9 3 Totals 9.0 3 0 0 1 8

CARDINALS	0	0	0	0	0	0	0	0	—	0	3	2
METS	3	0	0	3	0	0	1	0	X	7	10	0

E-Clark, Hernandez. 2B-Piazza, Zeile. SB-Perez (2). S-Hampton. Time-3:17. Attendance-55,695.

HP-DeMuth; 1B-Rippley; 2B-Froemming; 3B-Tschida; LF-Rapuno; RF-Scott.





2000 WORLD SERIES

NEW YORK YANKEES vs. NEW YORK METS

Mets Lost Series
4-1



PLAYER	AVG.	G	AB	H	2B	3B	HR	RBI
Abbott, ss	.250	5	8	2	0	0	0	0
Agbayani, of	.278	5	18	5	2	0	0	2
Alfonzo, 2b	.143	5	21	3	0	0	0	1
Bordick, ss	.125	4	8	1	0	0	0	0
Franco, M.	.000	1	1	0	0	0	0	0
Hamilton, of	.000	3	3	0	0	0	0	0
Harris, ph	.000	3	4	0	0	0	0	0
Jones, p	.000	1	2	0	0	0	0	0
Leiter, p	.000	1	2	0	0	0	0	0
McEwing, ph	.000	3	1	0	0	0	0	0
Payton, of	.333	4	21	7	0	0	1	3
Perez, of	.125	5	16	2	0	0	0	0
Piazza, c	.273	5	22	6	2	0	2	4
Pratt, c	.000	1	2	0	0	0	0	0
Reed, p	1.000	1	1	1	0	0	0	0
Trammell, of	.400	4	5	2	0	0	0	3
Ventura, 3b	.150	5	20	3	1	0	1	1
Zeile, 1b	.400	5	20	8	2	0	0	1
TOTAL	.229	175	40	8	0	4	15	

PITCHER	W-L	ERA	G	SV	IP	ER	SO
Benitez	0-0	3.00	3	1	3.0	1	2
Cook	0-0	0.00	3	0	0.2	0	1
Franco, J	1-0	0.00	4	0	3.1	0	1
Hampton	0-1	6.00	1	0	6.0	4	4
Jones	0-1	5.40	1	0	5.0	3	3
Leiter	0-1	2.87	2	0	15.2	5	16
Reed	0-0	3.00	1	0	6.0	2	8
Rusch	0-0	2.25	3	0	4.0	1	2
Wendell	0-1	5.39	2	0	1.2	1	2
White	0-0	6.77	1	0	1.1	1	1
TOTAL	1-4	3.47	1	46.2	18	40	



Mike Piazza celebrates after the Mets 4-2 Game Three victory at Shea Stadium.

The Fall Classic was billed as the City's first Subway Series since 1956, as the Mets faced the New York Yankees.

In Game One, the Yankees jumped out to a 2-0 lead, but the Mets scored three times in the sixth on a two-run single by Bubba Trammell and an RBI single by Edgardo Alfonzo. The Yankees tied the game in the bottom of the ninth on a sacrifice fly by Chuck Knoblauch and won the game in the 12th on a two-out, bases loaded single by Jose Vizcaino.

Roger Clemens fired 8.0 shutout innings as the Mets fell, 6-5 in Game Two. The Mets scored five times in the ninth on a two-run home run by Piazza and a three-run shot by Jay Payton.

The World Series returned to Shea for the first time since 1986 and the Mets responded with a 4-2 victory in Game Three. Benny Agbayani laced an RBI double in the eighth to snap a 2-2 tie. John Franco earned the win after starter Rick Reed hurled 6.0 innings.

The Bronx Bombers scored single runs in the first three innings and hung on to beat the Mets, 3-2, in Game Four. Piazza's two-run home run put the Mets on the board in the third.

The Yankees topped the Mets, 4-2, in Game Five to win their third straight World Series. Al Leiter fired 8.2 brilliant innings, before Luis Sojo's ninth inning, two-out, RBI single to centerfield broke a 2-2 tie. Derek Jeter was named the Series MVP.



POSTSEASON

SATURDAY, OCTOBER 21 — GAME ONE

METS	AB	R	H	RBI	YANKEES	AB	R	H	RBI
Perez, rf	6	0	1	0	Knoblauch, dh	4	1	0	1
Alfonzo, 2b	6	0	1	1	Jeter, ss	4	1	1	0
Piazza, dh	5	0	1	0	Justice, lf	4	0	1	2
Zeile, 1b	5	0	2	0	Bellinger, pr-lf	0	0	0	0
Ventura, 3b	5	0	0	0	Hill, ph-lf	1	0	0	0
Agbayani, lf	4	1	2	0	Williams, cf	4	0	0	0
McEwing, lf	1	0	0	0	Martinez, 1b	6	1	2	0
Payton, cf	5	1	1	0	Posada, c	5	0	1	0
Pratt, c	2	1	0	0	O'Neill, rf	4	1	1	0
Bordick, ss	1	0	0	0	Brosius, 3b	3	0	1	0
Trammell, ph	1	0	1	2	Polonia, ph	1	0	1	0
Abbott, ss	2	0	1	0	Sojo, 3b	2	0	0	0
					Vizcaino, 2b	6	0	4	1

TOTALS	43	3	10	3	TOTALS	44	4	12	4
---------------	-----------	----------	-----------	----------	---------------	-----------	----------	-----------	----------

METS	IP	H	R	ER	BB	SO	YANKEES	IP	H	R	ER	BB	SO
Leiter	7.0	5	2	2	3	7	Pettitte	6.2	8	3	3	1	4
JFranco	1.0	1	0	0	0	0	Nelson	1.1	1	0	0	0	0
Benitez	1.0	2	1	1	1	1	Rivera	2.0	1	0	0	0	3
Cook	0.0	0	0	0	2	0	Stanton (W,1-0)	2.0	0	0	0	0	3
Rusch	1.2	1	0	0	2	0							
Wendell (L,0-1)	1.0	3	1	1	1	0							

TOTALS	11.2	10	4	4	9	8	TOTALS	12.0	10	3	3	1	10
---------------	-------------	-----------	----------	----------	----------	----------	---------------	-------------	-----------	----------	----------	----------	-----------

METS	0	0	0	0	3	0	0	0	0	3	10	0
YANKEES	0	0	0	0	2	0	0	1	0	0	1	4

DP-Mets-1, Yankees-0. 2B-Zeile, Agbayani, Abbott, Justice, Posada. S-Bordick. SF-Knoblauch. Time-4:51. Attendance-55,913

HP-Montague; 1B-Reliford; 2B-Kellogg; 3B-Welke; LF-McClelland; RF-Crawford.

TUESDAY, OCTOBER 24 — GAME THREE

YANKEES	AB	R	H	RBI	METS	AB	R	H	RBI
Vizcaino, 2b	4	0	0	0	Perez, rf	3	0	0	0
Polonia, ph	1	0	0	0	Alfonzo, 2b	4	0	0	0
Jeter, ss	4	1	2	0	Piazza, c	4	1	1	0
Justice, lf	3	0	1	1	Ventura, 3b	3	1	2	1
Williams, cf	4	0	0	0	Zeile, 1b	4	1	2	1
Martinez, 1b	3	1	1	0	Agbayani, lf	3	0	1	1
Posada, c	4	0	0	0	McEwing, pr-lf	0	1	0	0
O'Neill, rf	4	0	3	1	Payton, cf	4	0	1	0
Brosius, 3b	2	0	0	0	Bordick, ss	3	0	1	0
Hill, ph	1	0	0	0	Harris, ph	0	0	0	0
Sojo, 3b	0	0	0	0	Trammell, ph	0	0	0	1
Hernandez, p	2	0	0	0	Benitez, p	0	0	0	0
Stanton, p	0	0	0	0	Reed, p	1	0	1	0
Knoblauch, ph	1	0	1	0	Hamilton, ph	1	0	0	0
					Wendell, p	0	0	0	0
					Cook, p	0	0	0	0
					JFranco, p	0	0	0	0
					Abbott, ss	1	0	0	0

TOTALS	33	2	8	2	TOTALS	31	4	9	4
---------------	-----------	----------	----------	----------	---------------	-----------	----------	----------	----------

YANKEES	IP	H	R	ER	BB	SO	METS	IP	H	R	ER	BB	SO
Hernandez (L,0-1)	7.1	9	4	4	3	12	Reed	6.0	6	2	2	1	8
Stanton	0.2	0	0	0	0	1	Wendell	0.2	0	0	0	1	2
							Cook	0.1	0	0	0	1	1
							JFranco (W,1-0)	1.0	1	0	0	0	0
							Benitez (S,1)	1.0	1	0	0	0	1

TOTALS	8.0	9	4	4	3	13	TOTALS	9.0	8	2	2	3	12
---------------	------------	----------	----------	----------	----------	-----------	---------------	------------	----------	----------	----------	----------	-----------

YANKEES	0	0	1	1	0	0	0	0	2	8	0
METS	0	1	0	0	1	0	2	X	—	4	10

DP-Yankees-0; Mets-1. 2B-Justice, O'Neill, Piazza, Ventura, Zeile, Agbayani. 3B-O'Neill.HR-Ventura (1). S-Hernandez, Reed. SF-Trammell. Time-3:39. Attendance-55,299.

HP-Kellogg; 1B-Welke; 2B-McClelland; 3B-Crawford; LF-Montague; RF-Reliford.

SUNDAY, OCTOBER 22 — GAME TWO

METS	AB	R	H	RBI	YANKEES	AB	R	H	RBI
Perez, rf	4	0	0	0	Knoblauch, dh	4	0	0	0
Alfonzo, 2b	3	1	1	0	Jeter, ss	5	1	3	0
Piazza, c	4	1	1	2	Justice, lf	3	1	0	0
Ventura, 3b	4	0	1	0	Bellinger, lf	0	0	0	0
Zeile, 1b	4	0	2	0	Williams, cf	3	1	0	0
Agbayani, lf	4	1	1	0	Martinez, 1b	5	1	3	2
Harris, dh	4	1	0	0	Posada, c	3	1	2	1
Payton, cf	4	1	1	3	O'Neill, rf	4	0	3	1
Bordick, ss	2	0	0	0	Brosius, 3b	3	1	1	2
Hamilton, ph	1	0	0	0	Vizcaino, 2b	4	0	0	0
Abbott, ss	1	0	0	0					

TOTALS	35	5	7	5	TOTALS	34	6	12	6
---------------	-----------	----------	----------	----------	---------------	-----------	----------	-----------	----------

METS	IP	H	R	ER	BB	SO	YANKEES	IP	H	R	ER	BB	SO
Hampton (L,0-1)	6.0	8	4	4	5	4	Clemens (W,1-0)	8.0	2	0	0	0	9
Rusch	0.1	2	1	1	0	0	Nelson	0.0	3	3	3	0	0
White	1.1	1	1	1	1	1	Rivera	1.0	2	2	2	0	1
Cook	0.1	1	0	0	0	0							

TOTALS	8.0	12	6	6	6	5	TOTALS	9.0	7	5	5	0	10
---------------	------------	-----------	----------	----------	----------	----------	---------------	------------	----------	----------	----------	----------	-----------

METS	0	0	0	0	0	0	0	0	5	7	3
YANKEES	2	1	0	1	0	1	X	—	6	10	1

E-Perez, Payton, Bordick, Clemens. 2B-Jeter-2, Martinez, O'Neill. HR-Payton (1), Piazza (1), Brosius (1). SF-Brosius. Time-3:30.

Attendance-56,059. HP-Reliford; 1B-Kellogg; 2B-Welke; 3B-McClelland; LF-Crawford; RF-Montague.

WEDNESDAY, OCTOBER 25 — GAME FOUR

YANKEES	AB	R	H	RBI	METS	AB	R	H	RBI
Jeter, ss	5	2	2	1	Perez, rf	3	1	1	0
Sojo, 2b	4	0	1	1	Abbott, ph-ss	1	0	0	0
Justice, lf	5	0	0	0	Alfonzo, 2b	3	0	0	0
Bellinger, lf	0	0	0	0	Piazza, c	4	1	1	2
Williams, cf	4	0	0	0	Zeile, 1b	4	0	2	0
Martinez, 1b	4	0	2	0	McEwing, pr	0	0	0	0
O'Neill, rf	4	1	2	0	Benitez, p	0	0	0	0
Posada, c	3	0	0	0	Ventura, 3b	4	0	0	0
Brosius, 3b	1	0	1	1	Agbayani, lf	3	0	0	0
Neagle, p	2	0	0	0	Payton, cf	4	0	2	0
Cone, p	0	0	0	0	Bordick, ss	2	0	0	0
Canseco, ph	1	0	0	0	Harris, ph	0	0	0	0
Nelson, p	0	0	0	0	JFranco, p	0	0	0	0
Stanton, p	0	0	0	0	MFranco, 1b	0	0	0	0
Rivera, p	0	0	0	0	Jones, p	2	0	0	0
					Rusch, p	0	0	0	0
					Hamilton, ph	0	0	0	0
					Trammell, ph-rf	1	0	0	0

TOTALS 34 3 8 3 **TOTALS** 32 2 6 2

YANKEES	IP	H	R	ER	BB	SO	METS	IP	H	R	ER	BB	SO
Neagle	4.2	4	2	2	2	3	Jones (L, 0-1)	5.0	4	3	3	3	3
Cone	0.1	0	0	0	0	0	Rusch	2.0	3	0	0	0	2
Nelson (W, 1-0)	1.1	1	0	0	1	1	JFranco	1.0	1	0	0	0	1
Stanton	0.2	0	0	0	0	2	Benitez	1.0	0	0	0	1	0
Rivera (S, 1)	2.0	1	0	0	0	2							

Totals 9.0 6 12 3 8 **Totals** 9.0 8 3 3 4 6

YANKEES	1	1	1	0	0	0	0	0	0	0	0	0	0
METS	0	0	2	0	0	0	0	0	0	0	0	0	0

E-Trammell. DP-Yankees-1, Mets-1. 3B-Jeter. O'Neill. HR-Piazza (2), Jeter (1). SB-Sojo (1). SF-Brosius. Time-3:20. Attendance-55,290.

HP-Velke; 1B-McClelland; 2B-Crawford; 3B-Montague; LF-Reliford; RF-Kellogg.

THURSDAY, OCTOBER 26 — GAME FIVE

YANKEES	AB	R	H	RBI	METS	AB	R	H	RBI
Vizcaino, 2b	3	0	0	0	Agbayani, lf	4	0	1	1
Knoblauch, ph	1	0	0	0	Alfonzo, 2b	5	0	1	0
Stanton, p	0	0	0	0	Piazza, c	5	0	2	0
Hill, ph	1	0	0	0	Zeile, 1b	3	0	0	0
Rivera, p	0	0	0	0	Ventura, 3b	4	0	0	0
Jeter, ss	4	1	1	1	Trammell, rf	3	1	1	0
Justice, lf	4	0	1	0	Perez, rf	0	0	0	0
Bellinger, lf	0	0	0	0	Payton, cf	4	1	2	0
Williams, cf	3	1	2	1	Abbott, ss	3	0	1	0
Martinez, 1b	4	0	0	0	Leiter, p	2	0	0	0
O'Neill, rf	3	0	0	0	JFranco, p	0	0	0	0
Posada, c	3	1	1	0	Hamilton, ph	1	0	0	0
Brosius, 3b	4	1	1	0					
Pettitte, p	3	0	0	0					
Sojo, 2b	1	0	1	1					

TOTALS 34 4 7 3 **TOTALS** 34 2 8 1

YANKEES	IP	H	R	ER	BB	SO	METS	IP	H	R	ER	BB	SO
Pettitte	7.0	8	2	0	3	5	Leiter (L, 0-1)	8.2	7	4	3	3	9
Stanton (W, 2-0)	1.0	0	0	0	0	1	JFranco	0.1	0	0	0	0	0
Rivera (S, 2)	1.0	0	0	0	1	1							

Totals 9.0 8 2 0 4 7 **Totals** 9.0 7 4 3 3 9

YANKEES	0	1	0	0	0	1	0	0	2	—	4	7	1
METS	0	2	0	0	0	0	0	0	0	—	2	8	1

E-Pettitte, Payton. 2B-Piazza. HR-Williams (1), Jeter (2). S-Leiter. Time-3:32. Attendance-55,292.

HP-McClelland; 1B-Crawford; 2B-Montague; 3B-Reliford; LF-Kellogg; RF-Welke.



The Mets and Yankees met in the first Subway Series since 1956. Here the two teams line-up for the national anthem before Game Three of the 2000 World Series.





2006 DIVISION SERIES



LOS ANGELES DODGERS vs. NEW YORK METS

Mets Won Series
3-0



PLAYER	AVG.	G	AB	H	2B	3B	HR	RBI
Beltran, of	.222	3	9	2	0	0	0	1
Chavez, of	.375	3	8	3	0	0	0	0
Delgado, 1b	.429	3	14	6	0	0	1	2
Floyd, of	.444	3	9	4	0	0	1	2
Franco, ph	.000	2	2	0	0	0	0	1
Glavine, p	.000	1	1	0	0	0	0	0
Green, of	.333	2	9	3	0	0	0	2
Lo Duca, c	.455	3	11	5	1	0	0	3
Maine, p	.000	1	1	0	0	0	0	0
Mota, p	.000	1	1	0	0	0	0	0
Reyes, ss	.167	3	12	2	0	0	0	3
Trachsel, p	.000	1	1	0	0	0	0	0
Tucker, ph	.000	2	1	0	0	0	0	0
Valentin, 2b	.000	3	9	0	0	0	0	0
Woodward, ph	.000	1	1	1	1	0	0	0
Wright, 3b	.333	3	12	4	2	0	0	4
TOTAL	.294	102	30	6	0	2	18	

PITCHER	W-L	ERA	G	SV	IP	ER	SO
Bradford	0-0	0.00	2	0	0.1	0	0
Feliciano	1-0	0.00	3	0	1.2	0	2
Glavine	1-0	0.00	1	0	6.0	0	2
Heilman	0-0	3.00	3	0	3.0	1	4
Maine	0-0	2.08	1	0	4.1	1	5
Mota	1-0	6.75	2	0	4.0	3	5
Oliver	0-0	20.25	1	0	1.1	3	0
Trachsel	0-0	5.40	1	0	3.1	2	2
Wagner	0-0	3.00	3	2	3.0	1	4
TOTAL	3-0	3.67	2	27.0	11	21	



In a series-changing play at the plate, Paul Lo Duca celebrates after tagging out two Dodgers on the same play in the second inning of Game One of the 2006 NLDS. Los Angeles' Russel Martin singled to right, Shawn Green retrieved the ball and threw it to Jose Valentin, whose relay throw to Lo Duca nailed Jeff Kent at the plate. Lo Duca then turned around and tagged out J.D. Drew trying to score.

New York swept the Dodgers, three games to none, to advance to the NLCS. The Mets won Game One, 6-5, as Carlos Delgado went 4-5 with two RBI and David Wright chipped in three RBI. Delgado became the fifth player in major league history to have four or more hits with at least one home run in his first career postseason game. Carlos also tied the team record with four hits in a playoff game. In the second inning, Russell Martin singled to right, Shawn Green retrieved the ball and threw it to Jose Valentin, whose relay throw to Paul Lo Duca nailed Jeff Kent at the plate. Lo Duca then turned around and tagged out J.D. Drew trying to score. Tom Glavine posted his 13th career postseason victory in New York's 4-1 win over the Dodgers in Game Two.

Glavine fired 6.0 shutout innings. Billy Wagner notched his second save of the series with a 1-2-3 ninth inning. Endy Chavez collected two hits and Jose Reyes drove in two runs.

The Mets completed the sweep with a 9-5 triumph at Los Angeles. The Mets grabbed a 3-0 first inning lead, but the Dodgers regained a 5-4 lead after five innings. New York regained the lead with consecutive RBI singles by Reyes, Lo Duca and Carlos Beltran in the sixth inning. Green had three hits and two RBI. He also caught the final out (Ramon Martinez) of the series.

WEDNESDAY, OCTOBER 4 — GAME ONE

DODGERS	AB	R	H	RBI	METS	AB	R	H	RBI
Furcal, ss	4	1	1	1	Reyes, ss	4	1	0	0
Lofton, cf	4	0	0	0	Lo Duca, c	5	1	2	0
Martinez, ph-9th	1	0	1	1	Beltran, cf	2	1	0	0
Repko, pr-9th	0	0	0	0	Delgado, 1b	5	2	4	2
Garciaparra, 1b	5	0	1	2	Wright, 3b	4	0	2	3
Kent, 2b	4	0	2	0	Floyd, lf	3	1	1	1
Drew, rf	4	0	1	0	Heilman, p-8th	0	0	0	0
Martin, c	4	1	1	0	Wagner, p-9th	0	0	0	0
Anderson, lf	4	1	2	1	Green, rf	4	0	0	0
Betemit, 3b	3	2	2	0	Valentin, 2b	3	0	0	0
Lowe, p	1	0	0	0	Maine, p	1	0	0	0
Hendrickson, p-6th	0	0	0	0	Feliciano, p-5th	0	0	0	0
Lugo, ph-7th	1	0	0	0	Bradford, p-5th	0	0	0	0
Penny, p-7th	0	0	0	0	Tucker, ph-5th	1	0	0	0
Broxton, p-8th	0	0	0	0	Mota, p-6th	0	0	0	0
Saenz, ph-9th	1	0	0	0	Chavez, lf-8th	1	0	0	0

TOTALS	36	5	11	5	TOTALS	34	6	9	6				
DODGERS	IP	H	R	ER	BB	SO	METS	IP	H	R	ER	BB	SO
Lowe	5.1	6	4	4	2	6	Maine	4.1	6	1	1	2	5
Hendrickson	0.2	0	0	0	0	1	Feliciano	0.1	0	0	0	0	1
Penny (L, 0-1)	1.0	2	2	2	2	1	Bradford	0.1	0	0	0	0	0
Broxton	1.0	1	0	0	1	1	Mota (W, 1-0)	2.0	3	3	3	0	4
							Wagner (S, 1)	1.0	2	1	1	0	2
Totals	8.0	9	6	6	5	9	Totals	9.0	11	5	2	12	

DODGERS 0 1 0 0 0 3 0 1 — 5 11 1
METS 0 0 0 2 0 2 2 0 X — 6 9 1

E-Kent, Valentin, 2B-Anderson, Garciaparra, Betemit, Martinez, Wright-2.
 HR-Delgado (1), Floyd (1), S-B-Furcal (1), Reyes (1), S-Lowe.
 Time-3:05. Attendance- 56,979.

HP-Hirschbeck; 1B-Barrett; 2B-Cooper; 3B-Kulpa; LF-Winters; RF-O'Nora.

THURSDAY, OCTOBER 5 — GAME TWO

DODGERS	AB	R	H	RBI	METS	AB	R	H	RBI
Furcal, ss	3	0	0	0	Reyes, ss	3	0	1	2
Lofton, cf	4	0	0	0	Lo Duca, c	3	0	1	1
Garciaparra, 1b	3	0	1	0	Beltran, cf	3	0	0	0
Betemit, 3b-6th	1	1	1	1	Delgado, 1b	4	0	1	0
Kent, 2b-1b-6th	4	0	2	0	Wright, 3b	4	0	1	0
Drew, rf	4	0	0	0	Floyd, lf	4	1	1	0
Saito, p-8th	0	0	0	0	Valentin, 2b	2	2	0	0
Martin, c	3	0	0	0	Chavez, rf	4	1	2	0
Anderson, lf-rf-8th	4	0	0	0	Glavine, p	1	0	0	0
Lugo, 3b-2b-6th	3	0	1	0	Franco, ph-6th	1	0	0	1
Kuo, p	2	0	0	0	Feliciano, p-7th	0	0	0	0
Tomko, p-5th	0	0	0	0	Heilman, p-8th	0	0	0	0
Hendrickson, p-6th	0	0	0	0	Wagner, p-9th	0	0	0	0
Martinez, ph-7th	1	0	0	0					
Billingsley, p-7th	0	0	0	0					
Ethier, ph-8th-lf	1	0	0	0					

TOTALS	32	1	5	1	TOTALS	29	4	7	4				
DODGERS	IP	H	R	ER	BB	SO	METS	IP	H	R	ER	BB	SO
Kuo (L, 0-1)	4.1	4	2	2	2	4	Glavine (W, 1-0)	6.0	4	0	0	2	2
Tomko	0.2	2	2	0	1	0	Feliciano	1.0	0	0	0	1	1
Hendrickson	1.0	1	0	0	0	0	Heilman	1.0	1	1	1	0	1
Billingsley	1.0	0	0	0	0	2	Wagner (S, 2)	1.0	0	0	0	0	0
Saito	1.0	0	0	0	0	1							
Totals	8.0	7	4	2	3	7	Totals	9.0	5	1	1	3	4

DODGERS 0 0 0 0 0 0 1 0 — 1 5 1
METS 0 0 1 0 1 2 0 0 X — 4 7 0

E-Tomko, 2B-Lugo, Lo Duca, HR-Betemit (1), S-Glavine, Valentin.
 SF-Lo Duca. Time-2:57. Attendance-57,029.

HP-Barrett; 1B-Cooper; 2B-Kulpa; 3B-Winters; LF-O'Nora; RF-Hirschbeck.

SATURDAY, OCTOBER 7 — GAME THREE

METS	AB	R	H	RBI	DODGERS	AB	R	H	RBI
Reyes, ss	5	1	1	1	Furcal, ss	4	0	1	0
Lo Duca, c	3	1	2	2	Lofton, cf	5	0	1	0
Beltran, cf	4	1	2	1	Anderson, lf	5	1	2	0
Delgado, 1b	5	1	1	0	Kent, 2b	5	2	4	2
Wright, 3b	4	1	1	1	Drew, rf	5	1	1	0
Floyd, lf	2	1	2	1	Martin, c	5	1	3	0
Chavez, lf-3rd	3	0	1	0	Betemit, 3b	4	0	1	0
Green, rf	5	1	3	2	Loney, 1b	4	0	3	3
Valentin, 2b	4	0	0	0	Maddux, p	1	0	0	0
Trachsel, p	2	0	0	0	Ethier, ph-4th	1	0	0	0
Oliver, p-4th	0	0	0	0	Hendrickson, p-5th	0	0	0	0
Bradford, p-5th	0	0	0	0	Garciaparra, ph-5th	1	0	0	0
Feliciano, p-5th	0	0	0	0	Broxton, p-6th	0	0	0	0
Tucker, ph-6th	0	1	0	0	Billingsley, p-7th	0	0	0	0
Mota, p-6th	0	0	0	0	Saenz, ph-7th	1	0	0	0
Woodward, ph-8th	1	1	1	0	Tomko, p-8th	0	0	0	0
Heilman, p-8th	0	0	0	0	Saito, p-8th	0	0	0	0
Franco, ph-9th	1	0	0	0	Martinez, ph-9th	1	0	0	0
Wagner, p-9th	0	0	0	0					

TOTALS	39	9	14	8	TOTALS	42	5	16	5				
METS	IP	H	R	ER	BB	SO	DODGERS	IP	H	R	ER	BB	SO
Trachsel	3.1	6	2	2	1	2	Maddux	4.0	7	4	4	2	0
Oliver	1.1	3	3	3	0	0	Hendrickson	1.0	0	0	0	1	0
Bradford	0.0	1	0	0	1	0	Broxton (L,0-1)	1.0	4	3	3	1	2
Feliciano (W,1-0)	0.1	0	0	0	1	0	Billingsley	1.0	1	0	0	0	1
Mota	2.0	3	0	0	0	1	Tomko	0.1	2	2	1	1	0
Heilman	1.0	2	0	0	0	0	Saito	1.2	0	0	0	0	3
Wagner	1.0	1	0	0	0	2							
Totals	9.0	16	5	5	3	5	Totals	9.0	14	9	8	5	6
METS	3	0	1	0	0	3	0	2	0	—	9	14	2
DODGERS	0	0	0	2	3	0	0	0	0	—	5	16	2

METS 3 0 1 0 0 3 0 2 0 — 9 14 2
DODGERS 0 0 0 2 3 0 0 0 0 — 5 16 2

E-Wright, Beltran, Loney, Betemit, 2B-Green-2, Woodward, Kent.
 HR-Kent (1). Time-3:51. Attendance-56,293.

HP-Cooper; 1B-Kulpa; 2B-Winters; 3B-O'Nora; LF-Hirschbeck; RF-Barrett.





2006 LEAGUE CHAMPIONSHIP SERIES



ST. LOUIS CARDINALS vs.
NEW YORK METS

Mets Lost Series
4-3



PLAYER	AVG.	G	AB	H	2B	3B	HR	RBI
Beltran, of	.296	7	27	8	1	0	3	4
Chavez, of	.185	7	27	5	2	0	0	0
Delgado, 1b	.304	7	23	7	3	0	3	9
Floyd, of	.000	3	3	0	0	0	0	0
Franco, ph	.000	2	2	0	0	0	0	0
Glavine, p	.000	2	4	0	0	0	0	0
Green, of	.304	7	23	7	1	0	0	2
AHernandez, ph.000	2	1	0	0	0	0	0	0
Lo Duca, c	.207	7	29	6	1	0	0	3
Maine, p	.000	2	2	0	0	0	0	0
Oliver, p	.000	1	2	0	0	0	0	0
Perez, p	.000	2	5	0	0	0	0	0
Reyes, ss	.281	7	32	9	1	1	1	2
Tucker, ph	.400	6	5	2	0	0	0	0
Valentin, 2b	.250	7	24	6	2	0	0	5
Wright, 3b	.160	7	25	4	1	0	1	2
TOTAL	.231	234	54	12	1	8	27	

PITCHER	W-L	ERA	G	SV	IP	ER	SO
Bradford	0-0	0.00	5	0	5.1	0	2
Feliciano	0-0	3.00	3	0	3.0	1	1
Glavine	1-1	2.45	2	0	11.0	3	4
Heilman	0-1	4.15	3	0	4.1	2	5
RHernandez	0-0	0.00	3	0	2.1	0	0
Maine	1-0	2.89	2	0	9.1	3	8
Mota	0-0	4.15	5	0	4.1	2	2
Oliver	0-0	0.00	1	0	6.0	0	3
Perez	1-0	4.63	2	0	11.2	6	7
Trachsel	0-1	45.00	1	0	1.0	5	1
Wagner	0-1	16.88	3	1	2.2	5	0
TOTAL	3-4	3.98	1	61.0	27	33	



Endy Chavez leaps high above the leftfield wall to rob Scott Rolen of a two-run home run in the sixth inning of Game Seven of the NLCS vs. St. Louis.

The Cardinals defeated the Mets in a seven-game series. Tom Glavine, Guillermo Mota and Billy Wagner combined on a 2-0 shutout in Game One. Carlos Beltran cracked a two-run home run in the sixth inning. Carlos Delgado hit two home runs and drove in four runs in Game Two, but So Taguchi hit a solo home run off Wagner in the ninth inning that snapped a 6-6 tie to lift St. Louis to 9-6 victory. St. Louis scored five runs off Steve Trachsel in the first two innings and Jeff Suppan hurled 8.0 shutout innings as the Cardinals defeated the Mets, 5-0 in Game Three.

Delgado delivered five RBI and Beltran crushed two home runs as New York evened the series at two games apiece with a 12-5 triumph in Game Four.

Jose Valentin laced a bases-loaded, bases-clearing double in a six-run sixth inning. New York established club LCS records with four home runs and 12 runs scored. The 12 runs were also the most by the Mets in any playoff game. St. Louis won Game Five, 4-2, behind home runs from Albert Pujols and Chris Duncan.

The Mets returned to Shea and captured Game Six, 4-2. Jose Reyes led off the game with a home run and Paul Lo Duca had a two-out, two-run single in the eighth inning. John Maine fired 5.1 scoreless innings to pick up the win.

New York fell, 3-1, in Game Seven. Yadier Molina hit a two-run home run in the ninth inning off Aaron Heilman that snapped a 1-1 tie. David Wright had an RBI single in the first inning. Endy Chavez made one of the greatest postseason catches ever when he robbed Scott Rolen of a two-run home run in the sixth inning. Jeff Suppan was named the NLCS Most Valuable Player.

THURSDAY, OCTOBER 12 — GAME ONE

CARDINALS	AB	R	H	RBI	METS	AB	R	H	RBI
Eckstein, ss	3	0	0	0	Reyes, ss	4	0	0	0
Wilson, lf	4	0	1	0	Lo Duca, c	4	1	2	0
Pujols, 1b	3	0	0	0	Beltran, cf	4	1	1	2
Encarnacion, rf	4	0	0	0	Delgado, 1b	3	0	2	0
Rolen, 3b	3	0	0	0	Wright, 3b	3	0	0	0
Edmonds, cf	3	0	1	0	Floyd, lf	1	0	0	0
Spiezio, ph-9th	1	0	0	0	Chavez, lf-3rd	3	0	0	0
Belliard, 2b	3	0	0	0	Green, rf	2	0	1	0
Molina, c	1	0	1	0	Valentin, 2b	3	0	0	0
Miles, ph-8th	1	0	0	0	Glavine, p	2	0	0	0
Looper, p-8th	0	0	0	0	Franco, ph-7th	1	0	0	0
Weaver, p	2	0	1	0	Mota, p-8th	0	0	0	0
Johnson, p-6th	0	0	0	0	Wagner, p-9th	0	0	0	0
Thompson, p-7th	0	0	0	0					
Rodriguez, ph-8th	1	0	0	0					
Bennett, c-8th	0	0	0	0					

TOTALS 29 0 4 0 **TOTALS** 30 2 6 2

CARDINALS	IP	H	R	ER	BB	SO	METS	IP	H	R	ER	BB	SO
Weaver (L0-1)	5.2	4	2	2	2	1	Glavine (W,1-0)	7.0	4	0	0	2	2
Johnson	1.0	0	0	0	1	2	Mota	1.0	0	0	0	1	1
Thompson	0.1	0	0	0	0	0	Wagner (S,1)	1.0	0	0	0	1	0
Looper	1.0	2	0	0	0	0							
Totals	8.0	6	2	2	3	3	Totals	9.0	4	0	0	4	3

CARDINALS 0 0 0 0 0 0 0 — 0 4 0
METS 0 0 0 0 0 2 0 X — 2 6 0

2B-Delgado-2. HR-Beltran (1). SB-Green. Time-2:52. Attendance-56,311.

HP-Welke; 1B-Joyce; 2B-Layne; 3B-Culbreth; LF-Kellogg; RF-Darling.

FRIDAY, OCTOBER 13 — GAME TWO

CARDINALS	AB	R	H	RBI	METS	AB	R	H	RBI
Eckstein, ss	4	0	0	0	Reyes, ss	4	2	3	1
Duncan, lf	4	0	0	0	Lo Duca, c	3	0	1	1
Taguchi, lf-8th	1	1	1	1	Beltran, cf	4	1	0	0
Pujols, 1b	4	3	2	0	Delgado, 1b	5	2	2	4
Edmonds, cf	3	3	1	2	Wright, 3b	3	0	0	0
Spiezio, 3b	4	2	2	3	Green, rf	4	0	1	0
Johnson, p--9th	0	0	0	0	Valentin, 2b	4	0	1	0
Wainwright, p-9th	0	0	0	0	Chavez, lf	4	1	1	0
Encarnacion, rf	4	0	1	1	Maine, p	0	0	0	0
Belliard, 2b	5	0	0	0	Tucker, ph-4th	0	0	0	0
Molina, c	5	0	3	2	Bradford, p-5th	0	0	0	0
Carpenter, p	2	0	0	0	Feliciano, p-6th	0	0	0	0
Rodriguez, ph-6th	1	0	0	0	Hernandez, A, ph-6th	1	0	0	0
Hancock, p-6th	0	0	0	0	Mota, p-7th	0	0	0	0
Flores, p-6th	0	0	0	0	Heilman, p-7th	0	0	0	0
Wilson, ph-8th	1	0	0	0	Franco, ph-8th	1	0	0	0
Kinney, p-8th	0	0	0	0	Wagner, p-9th	0	0	0	0
Rolen, 3b-9th	0	0	0	0	Hernandez, R, p-9th	0	0	0	0

TOTALS 38 9 10 9 **TOTALS** 33 6 9 6

CARDINALS	IP	H	R	ER	BB	SO	METS	IP	H	R	ER	BB	SO
Carpenter	5.0	6	5	5	4	1	Maine	4.0	2	4	3	5	3
Hancock	0.1	1	1	1	1	1	Bradford	1.2	1	0	0	0	1
Flores	1.2	1	0	0	0	0	Feliciano	0.1	0	0	0	0	0
Kinney (W,1-0)	1.0	1	0	0	1	1	Mota	0.2	2	2	2	1	0
Johnson	0.1	0	0	0	0	1	Heilman	1.1	1	0	0	0	1
Wainwright	0.2	0	0	0	0	0	Wagner (L0-1)	0.2	4	3	3	0	0
							Hernandez, R	0.1	0	0	0	0	0
Totals	9.0	9	6	6	4	4	Totals	9.0	10	9	8	6	5

CARDINALS 0 2 2 0 0 0 2 0 3 — 9 10 1
METS 3 1 0 0 1 1 0 0 0 — 6 9 2

E-Belliard, Delgado, Lo Duca. 2B-Molina, Pujols, Spiezio, Reyes, Chavez, Lo Duca. HR-Edmonds (1), Taguchi (1), Delgado-2 (2). SB-Eckstein. S-Lo Duca, Maine. Time-3:58. Attendance-56,349.

HP-Joyce; 1B-Layne; 2B-Culbreth; 3B-Kellogg; LF-Darling; RF-Welke.

SATURDAY, OCTOBER 14 — GAME THREE

METS	AB	R	H	RBI	CARDINALS	AB	R	H	RBI
Reyes, ss	4	0	1	0	Eckstein, ss	4	1	1	0
Lo Duca, c	4	0	0	0	Wilson, rf	3	2	1	0
Beltran, cf	4	0	1	0	Pujols, 1b	3	1	2	0
Delgado, 1b	3	0	0	0	Edmonds, cf	4	0	0	1
Wright, 3b	3	0	0	0	Spiezio, lf	4	0	1	2
Green, rf	2	0	0	0	Taguchi, lf-8th	0	0	0	0
Valentin, 2b	3	0	1	0	Rolen, 3b	3	0	1	0
Chavez, lf	3	0	0	0	Belliard, 2b	2	0	1	0
Trachsel, p	0	0	0	0	Molina, c	4	0	0	0
Oliver, p-2nd	2	0	0	0	Suppan, p	1	1	1	1
Tucker, ph-8th	1	0	0	0	Duncan, ph-8th	1	0	0	0
Hernandez, R, p-8th	0	0	0	0	Kinney, p-9th	0	0	0	0

TOTALS 29 0 3 0 **TOTALS** 29 5 8 4

METS	IP	H	R	ER	BB	SO	CARDINALS	IP	H	R	ER	BB	SO
Trachsel (L0-1)	1.0	5	5	5	5	1	Suppan (W,1-0)	8.0	3	0	0	1	4
Oliver	6.0	3	0	0	1	3	Kinney	1.0	0	0	0	0	0
Hernandez, R	1.0	0	0	0	0	0							
Totals	8.0	8	5	5	6	4	Totals	9.0	3	0	0	1	4

METS 0 0 0 0 0 0 0 — 0 3 0
CARDINALS 2 3 0 0 0 0 0 X — 5 8 0

3B-Reyes, Spiezio. HR-Suppan (1). SB-Beltran. S-Suppan-2. Time-2:53. Attendance-47,053.

HP-Layne; 1B-Culbreth; 2B-Kellogg; 3B-Darling; LF-Welke; RF-Joyce.



SUNDAY, OCTOBER 15 — GAME FOUR

METS	AB	R	H	RBI	CARDINALS	AB	R	H	RBI
Reyes, ss	6	1	1	0	Eckstein, ss	3	1	2	1
Lo Duca, c	6	2	1	0	Rodriguez, ph-9th	1	0	0	0
Beltran, cf	3	4	3	2	Spiezio, lf	3	1	0	0
Delgado, 1b	4	2	2	5	Pujols, 1b	4	0	0	0
Wright, 3b	4	2	1	1	Encarnacion, rf	4	0	1	1
Green, rf	5	1	2	1	Rolen, 3b	4	1	1	0
Valentin, 2b	4	0	2	3	Edmonds, cf	3	1	1	0
Chavez, lf	5	0	1	0	Taguchi, ph-8th/cf	1	0	1	0
Perez, p	3	0	0	0	Belliard, 2b	4	0	2	0
Bradford, p-6th	0	0	0	0	Molina, c	3	1	2	2
Feliciano, p-8th	0	0	0	0	Miles, ph-9th	1	0	1	0
Tucker, ph-9th	1	0	1	0	Reyes, p	1	0	0	0
Mota, p-9th	0	0	0	0	Duncan, ph-4th	1	0	0	0
					Thompson, p-5th	0	0	0	0
					Flores, p-5th	0	0	0	0
					Hancock, p-6th	0	0	0	0
					Johnson, p-6th	0	0	0	0
					Wilson, ph-6th	1	0	0	0
					Looper, p-7th	0	0	0	0
					Bennett, ph-9th	1	0	0	0

TOTALS	41	12	14	12	TOTALS	35	5	11	5
--------	----	----	----	----	--------	----	---	----	---

METS	IP	H	R	ER	BB	SO	CARDINALS	IP	H	R	ER	BB	SO
Perez (W, 1-0)	5.2	9	5	5	1	3	Reyes	4.0	3	2	2	4	4
Bradford	1.1	0	0	0	0	0	Thompson (L, 0-1)	0.1	3	3	2	0	1
Feliciano	1.0	1	0	0	0	1	Flores	0.2	1	0	0	0	1
Mota	1.0	1	0	0	0	1	Hancock	0.0	3	5	5	2	0
							Johnson	1.0	2	1	1	0	2
							Looper	3.0	2	1	1	0	1

TOTALS	9.0	11	5	5	1	5	TOTALS	9.0	14	12	11	6	9
--------	-----	----	---	---	---	---	--------	-----	----	----	----	---	---

METS	0	0	2	0	3	6	1	0	0	—	12	14	1
CARDINALS	0	1	1	0	1	2	0	0	0	—	5	11	1

E-Delgado, Belliard. 2B-Delgado, Valentin. 3B-Encarnacion. HR-Beltran-2 (3), Delgado (3), Wright (1), Eckstein (1), Edmonds (2), Molina (1). SB-Belliard. Time-3:31. Attendance- 46,600.

HP-Culbreth; 1B-Kellogg; 2B-Darling; 3B-Welke; LF-Joyce; RF-Layne.

TUESDAY, OCTOBER 17 — GAME FIVE

METS	AB	R	H	RBI	CARDINALS	AB	R	H	RBI
Reyes, ss	5	0	1	0	Eckstein, ss	5	1	2	0
Lo Duca, c	4	0	1	0	Wilson, lf	5	0	1	1
Beltran, cf	4	0	1	0	Pujols, 1b	3	1	1	1
Delgado, 1b	3	1	1	0	Encarnacion, rf	3	0	1	0
Wright, 3b	4	0	1	0	Rolen, 3b	3	1	1	0
Green, rf	4	1	1	0	Edmonds, cf	3	0	1	0
Valentin, 2b	3	0	1	2	Belliard, 2b	4	0	1	1
Chavez, lf	4	0	1	0	Wainwright, p-8th	0	0	0	0
Glavine, p	2	0	0	0	Molina, c	3	0	0	0
Bradford, p-5th	0	0	0	0	Weaver, p	2	0	0	0
Feliciano, p-5th	0	0	0	0	Duncan, ph-6th	1	1	1	1
Tucker, ph-7th	1	0	0	0	Kinney, p-7th	0	0	0	0
Hernandez, R, p-7th	0	0	0	0	Flores, p-8th	0	0	0	0
Mota, p-8th	0	0	0	0	Miles, 2b-8th	1	0	1	0
Floyd, ph-9th	1	0	0	0					

TOTALS	35	2	8	2	TOTALS	33	4	10	4
--------	----	---	---	---	--------	----	---	----	---

METS	IP	H	R	ER	BB	SO	CARDINALS	IP	H	R	ER	BB	SO
Glavine (L, 1-1)	4.0	7	3	3	3	2	Weaver (W, 1-1)	6.0	6	2	2	2	1
Bradford	0.1	1	0	0	0	1	Kinney	1.1	2	0	0	0	3
Feliciano	1.2	1	1	1	0	0	Flores	0.1	0	0	0	0	0
Hernandez, R	1.0	0	0	0	2	0	Wainwright	1.1	0	0	0	0	2
Mota	1.0	1	0	0	0	0							

TOTALS	8.0	10	4	4	5	3	TOTALS	9.0	8	2	2	2	6
--------	-----	----	---	---	---	---	--------	-----	---	---	---	---	---

METS	0	0	0	2	0	0	0	0	—	2	8	0	0
CARDINALS	0	0	0	2	1	1	0	0	X	—	4	10	0

2B-Chavez, Valentin, Wright, Wilson, Green. 3B-Miles. HR-Pujols (1), Duncan (1). SB-Eckstein. Time-3:26. Attendance-46,496.

HP-Kellogg; 1B-Darling; 2B-Welke; 3B-Joyce; LF-Layne; RF-Culbreth.

WEDNESDAY, OCTOBER 18 — GAME SIX

CARDINALS	AB	R	H	RBI	METS	AB	R	H	RBI
Eckstein, ss	4	0	0	0	Reyes, ss	4	2	3	1
Spiezio, lf	4	0	1	0	Lo Duca, c	4	0	1	2
Pujols, 1b	3	0	2	0	Beltran, cf	4	1	1	0
Edmonds, cf	3	0	0	0	Delgado, 1b	4	0	0	0
Encarnacion, rf	3	1	1	0	Wright, 3b	4	0	1	0
Rolen, 3b	4	1	1	0	Green, rf	3	0	2	1
Belliard, 2b	4	0	1	0	Valentin, 2b	4	0	0	0
Molina, c	3	0	0	0	Chavez, lf	4	0	1	0
Carpenter, p	2	0	0	0	Maine, p	2	0	0	0
Duncan, ph-7th	1	0	0	0	Bradford, p-6th	0	0	0	0
Looper, p-7th	0	0	0	0	Mota, p-7th	0	0	0	0
Johnson, p-7th	0	0	0	0	Tucker, ph-7th	1	1	1	0
Taguchi, ph-9th	1	0	1	2	Heilman, p-8th	0	0	0	0
					Wagner, p-9th	0	0	0	0

TOTALS	32	2	7	2	TOTALS	34	4	10	4
--------	----	---	---	---	--------	----	---	----	---

CARDINALS	IP	H	R	ER	BB	SO	METS	IP	H	R	ER	BB	SO
Carpenter (L, 0-1)	6.0	7	2	2	0	4	Maine (W, 1-0)	5.1	2	0	0	4	5
Looper	0.2	3	2	2	0	0	Bradford	1.0	1	0	0	0	1
Johnson	1.1	0	0	0	0	0	Mota	0.2	0	0	0	0	0
							Heilman	1.0	1	0	0	0	1
							Wagner	1.0	3	2	2	0	0

TOTALS	8.0	10	4	4	0	4	TOTALS	9.0	7	2	2	4	6
--------	-----	----	---	---	---	---	--------	-----	---	---	---	---	---

CARDINALS	0	0	0	0	0	2	—	2	7	1	0	0	0
METS	1	0	0	1	0	0	X	—	4	10	4	0	0

E-Rolen, Delgado, 2B-Eckstein, Beltran. HR-Molina (2). S-Belliard, Suppan. Time-2:56. Attendance-56,334.

HP-Darling; 1B-Welke; 2B-Joyce; 3B-Layne; LF-Culbreth; RF-Kellogg.

THURSDAY, OCTOBER 19 — GAME SEVEN

CARDINALS	AB	R	H	RBI	METS	AB	R	H	RBI
Eckstein, ss	3	0	1	0	Reyes, ss	5	0	0	0
Wilson, lf	3	0	0	0	Lo Duca, c	4	0	0	0
Spiezio, ph-8th	1	0	0	0	Hernandez, A, pr-9th	0	0	0	0
Taguchi, lf-8th	0	0	0	0	Beltran, cf	4	1	1	0
Pujols, 1b	2	0	0	0	Delgado, 1b	1	0	0	0
Encarnacion, rf	4	0	0	0	Wright, 3b	4	0	1	1
Edmonds, cf	3	1	1	0	Green, rf	3	0	0	0
Rolen, 3b	4	1	1	0	Valentin, 2b	3	0	1	0
Molina, c	4	1	2	2	Chavez, lf	4	0	1	0
Belliard, 2b	3	0	1	1	Perez, p	2	0	0	0
Suppan, p	2	0	0	0	Bradford, p-7th	0	0	0	0
Flores, p-8th	0	0	0	0	Tucker, ph-7th	1	0	0	0
Rodriguez, ph-9th	1	0	0	0	Heilman, p-8th	0	0	0	0
Wainwright, p-9th	0	0	0	0	Floyd, ph-9th	1	0	0	0

TOTALS	30	3	6	3	TOTALS	32	1	4	1
--------	----	---	---	---	--------	----	---	---	---

CARDINALS	IP	H	R	ER	BB	SO	METS	IP	H	R	ER	BB	SO
Suppan	7.0	2	1	1	5	2	Perez	6.0	4	1	1	2	4
Flores (W, 1-0)	1.0	0	0	0	0	2	Bradford	1.0	0	0	0	0	0
Wainwright (S, 2)	1.0	2	0	0	1	2	Heilman (L, 0-1)	2.0	2	2	2	1	3

TOTALS	9.0	4	1	6	6	TOTALS	9.0	6	3	3	7	7	0
--------	-----	---	---	---	---	--------	-----	---	---	---	---	---	---

CARDINALS	0	1	0	0	0	2	—	3	6	1	0	0	0
METS	1	0	0	0	0	0	—	1	4	1	0	0	0

E-Rolen, Delgado, 2B-Eckstein, Beltran. HR-Molina (2). S-Belliard, Suppan. Time-3:23. Attendance-56,357.

HP-Welke; 1B-Joyce; 2B-Layne; 3B-Culbreth; LF-Kellogg; RF-Darling.



POSTSEASON RECORDS— ALL SERIES

★ ALL-TIME POSTSEASON LEADERS

GAMES

Edgardo Alfonzo.....	24
Robin Ventura.....	24
Mike Piazza.....	22
Benny Agbayani.....	22
Cleon Jones.....	20
Darryl Strawberry.....	20
Keith Hernandez.....	20
Jerry Grote.....	20
Gary Carter.....	20
Buddy Harrelson.....	20
Lenny Dykstra.....	20

BATTING AVERAGE

(minimum of 20 at-bats)	
Carlos Delgado.....	.351 (13-37)
John Olerud.....	.349 (15-43)
Rusty Staub.....	.341 (14-41)
Gregg Jefferies.....	.333 (9-27)
Lenny Dykstra.....	.328 (21-64)

HITS

Edgardo Alfonzo.....	26
Cleon Jones.....	23
Mike Piazza.....	22
Lenny Dykstra.....	21
Keith Hernandez.....	20
Benny Agbayani.....	20

DOUBLES

Edgardo Alfonzo.....	8
Cleon Jones.....	7
Benny Agbayani.....	6
Mike Piazza.....	6
Todd Zeile.....	6

TRIPLES

Buddy Harrelson.....	1
Don Hahn.....	1
Felix Millan.....	1
Lenny Dykstra.....	1
Keith Hernandez.....	1
Gary Carter.....	1
Edgardo Alfonzo.....	1
Jose Reyes.....	1

HOME RUNS

Mike Piazza.....	5
Darryl Strawberry.....	4
Lenny Dykstra.....	4
Edgardo Alfonzo.....	4
Rusty Staub.....	4
Carlos Delgado.....	4

RUNS

Edgardo Alfonzo.....	15
Cleon Jones.....	14
Lenny Dykstra.....	13
Darryl Strawberry.....	13
Mike Piazza.....	12

STOLEN BASES

Rickey Henderson.....	7
Mookie Wilson.....	4
Darryl Strawberry.....	4
Tommie Agee.....	3
Vally Backman.....	3
Jay Payton.....	3
Roger Cedeño.....	3
Jose Reyes.....	3

RBI

Edgardo Alfonzo.....	17
Gary Carter.....	15
Keith Hernandez.....	12
John Olerud.....	12
Mike Piazza.....	12
Darryl Strawberry.....	12

WINS

Jerry Koosman.....	4
Tom Seaver.....	3
Turk Wendell.....	3
Jesse Orosco.....	3
six tied with.....	2

ERA

(minimum of 15.0 innings)	
Jon Matlack.....	1.40 ERA (4 ER/25.2 IP)
Tom Glavine.....	1.59 ERA (3 ER/17.0 IP)
Tug McGraw.....	1.66 ERA (4 ER/21.2 IP)
Armando Benitez.....	2.00 ERA (4 ER/18.0 IP)
Bobby Ojeda.....	2.33 ERA (7 ER/27.0 IP)

LOSSES

Tom Seaver.....	3
Kenny Rogers.....	3
Dwight Gooden.....	3
Harry Parker.....	2
Jon Matlack.....	2
Sid Fernandez.....	2
Ron Darling.....	2
Al Leiter.....	2

SAVES

Armando Benitez.....	3
Tug McGraw.....	3
Billy Wagner.....	3
Jesse Orosco.....	2
Ron Taylor.....	2
Nolan Ryan.....	1
John Franco.....	1
George Stone.....	1
Ray Sadecki.....	1

STRIKEOUTS

Tom Seaver.....	46
Al Leiter.....	40
Dwight Gooden.....	38
Jerry Koosman.....	31
Rick Reed.....	25

INNINGS PITCHED

Tom Seaver.....	53.2
Al Leiter.....	45.1
Dwight Gooden.....	44.1
Jerry Koosman.....	40.0
Ron Darling.....	29.2

COMPLETE GAMES

Tom Seaver.....	2
Jerry Koosman.....	2
Jon Matlack.....	1
Bobby Ojeda.....	1
David Cone.....	1
Bobby Jones.....	1
Mike Hampton.....	1

GAMES

John Franco.....	15
Armando Benitez.....	15
Turk Wendell.....	13
Roger McDowell.....	11
Dennis Cook.....	10

GAMES STARTED

Tom Seaver.....	7
Al Leiter.....	7
Dwight Gooden.....	6
Ron Darling.....	6
Jerry Koosman.....	6



★ INDIVIDUAL BATTING SERIES RECORDS

MOST GAMES

SERIES
7Many Times

AT-BATS

SERIES
32Jose Reyes
vs. St. Louis (2006 NLCS)
.....Felix Millan
vs. Oakland (1973 World Series)

NINE INNING GAME

6Jose Reyes & Paul Lo Duca
vs. St. Louis (2006 NLCS-Game Four)

EXTRA INNING GAME

7four times, last, Robin Ventura
vs. Atlanta (1999 NLCS-Game Five)

RUNS

SERIES
8two times, last, Carlos Beltran
vs. St. Louis (2006 NLCS)

GAME

4Carlos Beltran vs. St. Louis
(2006 NLCS-Game Four)

HITS

SERIES
11Rusty Staub vs. Oakland
(1973 World Series)

GAME

4four times, last, Carlos Delgado
vs. Los Angeles (2006 NLDS-Game One)

DOUBLES

SERIES
4Edgardo Alfonzo
vs. Atlanta (1999 NLCS)

NINE INNING GAME

2nine times, last, Carlos Delgado
vs. St. Louis (2006 NLCS-Game One)

EXTRA INNING GAME

3Cleon Jones
vs. Oakland (1973 World Series-Game Two)

TRIPLES

SERIES
1eight times, last, Jose Reyes
vs. St. Louis (2006 NLCS)

GAME

1eight times, last, Jose Reyes
at St. Louis (2006 NLCS-Game Three)

HOME RUNS

SERIES
3five times, last, Carlos Beltran &
Carlos Delgado vs. St. Louis (2006 NLCS)

GAME

2five times, last, Carlos Beltran
at St. Louis (2006 NLCS-Game Four)

RBI

SERIES
9two times, last, Carlos Delgado
vs. St. Louis (2006 NLCS)

GAME

5three times, last, Carlos Delgado
at St. Louis (2006 NLCS-Game Four)

EXTRA-BASE HITS

SERIES
6Carlos Delgado
vs. St. Louis (2006 NLCS)

GAME

3Gary Carter at Boston
(1986 World Series-Game Four)

★ TEAM BATTING SERIES RECORDS

RUNS

SERIES
32vs. Boston (1986 World Series)

GAME

12at St. Louis
(2006 NLCS-Game Four)

HITS

SERIES
66vs. Oakland
(1973 World Series)

NINE INNING GAME

14three times, last, at St. Louis
(2006 NLCS-Game Four)

EXTRA INNING GAME

15two times, last, vs. Atlanta
(1999 NLCS-Game Five)

DOUBLES

SERIES
12vs. St. Louis (2006 NLCS)

GAME

6two times, last, at Los Angeles
(2006 NLDS-Game Three)

TRIPLES

SERIES
2two times, last, vs. Houston
(1986 NLCS)

GAME

1eight times, last, at St. Louis
(2006 NLCS-Game Three)

HOME RUNS

SERIES
8vs. St. Louis (2006 NLCS)

GAME

4two times, last, vs. St. Louis
(2006 NLCS-Game Four)

RBI

SERIES
29vs. Boston
(1986 World Series)

GAME

12at St. Louis
(2006 NLCS-Game Four)

STOLEN BASES

SERIES
8vs. Arizona
(1999 NLDS)

GAME

4two times, last, at Arizona
(1999 NLDS-Game Two)

BEST POSTSEASON ERA

TEAM	GAMES	ERA
Orioles/Browns	90	2.58
Athletics (Oakland & Philadelphia)	152	2.90
METS	74	3.11
White Sox	55	3.20
Reds	94	3.22



DIVISION SERIES RECORDS

★ INDIVIDUAL BATTING SERIES RECORDS

MOST GAMES PLAYED

CAREER

8 games Benny Agbayani,
Edgardo Alfonzo & Robin Ventura

SERIES

4 many times

MOST AT-BATS

CAREER

34 Edgardo Alfonzo

SERIES

18 Edgardo Alfonzo
vs. San Francisco (2000)

NINE INNING GAME

5 nine times, last, Jose Reyes,
Shawn Green & Carlos Delgado
at Los Angeles (2006-Game Three)

EXTRA INNING GAME

6 Timo Perez & Benny Agbayani
vs. San Francisco (2000-Game Three)

MOST RUNS

CAREER

7 Edgardo Alfonzo

SERIES

6 Edgardo Alfonzo
vs. Arizona (1999)

GAME

2 seven times, last, Jose Valentin
vs. Los Angeles (2006-Game Two)

MOST HITS

CAREER

9 Edgardo Alfonzo

SERIES

7 John Olerud
vs. Arizona (1999)

GAME

4 Carlos Delgado
vs. Los Angeles (2006-Game One)

MOST DOUBLES

CAREER

3 Edgardo Alfonzo

SERIES

2 four times, last, David Wright
& Shawn Green
vs. Los Angeles (2006)

GAME

2 two times, last, Shawn Green
at Los Angeles (2006-Game Three)

MOST TRIPLES

CAREER

..... None

SERIES

..... None

GAME

..... None

MOST HOME RUNS

CAREER

4 Edgardo Alfonzo

SERIES

3 Edgardo Alfonzo
vs. Arizona (1999)

GAME

2 Edgardo Alfonzo
at Arizona (1999-Game One)

MOST RBI

CAREER

11 Edgardo Alfonzo

SERIES

6 Edgardo Alfonzo & John Olerud
vs. Arizona (1999)

GAME

5 Edgardo Alfonzo
at Arizona (1999-Game One)

MOST EXTRA-BASE HITS

CAREER

7 Edgardo Alfonzo

SERIES

4 Edgardo Alfonzo
vs. Arizona (1999)

GAME

2 three times, last, Shawn Green
at Los Angeles (2006-Game Three)

MOST STOLEN BASES

CAREER

6 Rickey Henderson

SERIES

6 Rickey Henderson
vs. Arizona (1999)

GAME

3 Rickey Henderson
at Arizona (1999-Game Two)

★ TEAM BATTING RECORDS

RUNS

GAME

9 two times, last, at Los Angeles
(2006-Game Three)

INNING

6 sixth inning
vs. Arizona (1999-Game Three)

SERIES

22 vs. Arizona
(1999)

HITS

GAME

14 at Los Angeles
(2006-Game Three)

SERIES

34 vs. Arizona
(1999)

DOUBLES

GAME

6 at Los Angeles
(2006-Game Three)

SERIES

7 vs. San Francisco
(2000)

TRIPLES

GAME

..... None

SERIES

..... None

HOME RUNS

GAME

3 vs. Arizona
(1999-Game One)

SERIES

5 vs. Arizona
(1999)

RBI

GAME

9 vs. Arizona
(1999-Game Three)

SERIES

22 vs. Arizona
(1999)

STOLEN BASES

GAME

4 at Arizona
(1999-Game Two)

SERIES

8 vs. Arizona
(1999)



★ INDIVIDUAL PITCHING RECORDS

MOST GAMES WON

CAREER

19 pitchers tied

SERIES

19 pitchers tied

MOST GAMES LOST

CAREER

1two times, last, Mike Hampton
at San Francisco (2000-Game One)

SERIES

1two times, last, Mike Hampton
at San Francisco (2000-Game One)

MOST SAVES

CAREER

2Billy Wagner

SERIES

2Billy Wagner
vs. Los Angeles (2006)

MOST GAMES

CAREER

5John Franco

SERIES

3four times, last, Pedro Feliciano,
Aaron Heilman, & Billy Wagner
vs. Los Angeles (2006)

MOST GAMES STARTED

CAREER

2Rick Reed & Al Leiter

SERIES

1many times

MOST COMPLETE GAMES

CAREER

1Bobby Jones

SERIES

1Bobby Jones
vs. San Francisco (2000-Game Four)

MOST INNINGS PITCHED

CAREER

15.2Al Leiter

SERIES

9.0Bobby Jones
vs. San Francisco (2000)

GAME

9.0Bobby Jones
vs. San Francisco (2000-Game Four)

MOST STRIKEOUTS

CAREER

10Al Leiter

SERIES

6three times, last, Al Leiter
& Rick Reed vs. San Francisco (2000)

GAME

6three times, last, Rick Reed
vs. San Francisco (2000-Game Three)

★ TEAM PITCHING RECORDS

FEWEST HITS ALLOWED

GAME

1vs. San Francisco
(2000-Game Four)

SERIES

26vs. Arizona
(1999)

MOST HITS ALLOWED

GAME (NINE INNINGS)

16at Los Angeles
(2006-Game Three)

GAME (EXTRA INNINGS)

11vs. San Francisco
(2000-Game Three)

SERIES

32vs. Los Angeles
(2006)

FEWEST RUNS ALLOWED

GAME

0vs. San Francisco
(2000-Game Four)

SERIES

16vs. Arizona
(1999)

MOST RUNS ALLOWED

INNING

4third inning
at San Francisco (2000-Game One)

GAME

7at Arizona
(1999-Game Two)

SERIES

11two times, last, vs. Los Angeles
(2006)

HOME RUNS

MOST HOME RUNS ALLOWED GAME

2at Arizona
(1999-Game One)

MOST HOME RUNS ALLOWED SERIES

4vs. Arizona
(1999)

STRIKEOUTS

MOST STRIKEOUTS GAME

12vs. Los Angeles
(2006-Game One)

MOST STRIKEOUTS EXTRA INNING GAME

17vs. San Francisco
(2000-Game Three)

MOST STRIKEOUTS SERIES

36vs. San Francisco
(2000)

★ MISCELLANEOUS RECORDS

CONSECUTIVE WINS

62000 Game Two-present

CONSECUTIVE LOSSES

1two times, last, 2000
(Game One)

SHUTOUTS

12000-Game Four
vs. San Francisco (Won, 4-0)

EXTRA INNING GAMES

1999Game Four vs. Arizona
(Won, 4-3 in 10 innings)

2000Game Two at San Francisco
(Won, 5-4 in 10 innings)

2000Game Three vs. San Francisco
(Won, 3-2 in 13 innings)

ERRORS

GAME

2vs. Los Angeles
(2006-Game Three)

SERIES

3vs. Los Angeles
(2006)



LEAGUE CHAMPIONSHIP SERIES RECORDS

★ INDIVIDUAL BATTING RECORDS

MOST GAMES PLAYED

CAREER

13Wally Backman, Gary Carter,
Lenny Dykstra, Keith Hernandez,
Darryl Strawberry

SERIES

7two times, by seven players
vs. Los Angeles (1988) &
.....by eight players
vs. St. Louis (2006)

MOST AT-BATS

CAREER

54Gary Carter

SERIES

32Jose Reyes
vs. St. Louis (2006)

NINE-INNING GAME

6Jose Reyes & Paul Lo Duca
at St. Louis (2006-Game Four)

EXTRA-INNING GAME

7 three times,last, Robin Ventura
vs. Atlanta (1999-Game Five)

MOST RUNS

CAREER

9Lenny Dykstra & Darryl Strawberry

SERIES

8two times, last, Carlos Beltran
vs. St. Louis (2006)

GAME

4Carlos Beltran
at St. Louis (2006-Game Four)

MOST HITS

CAREER

14Edgardo Alfonzo, Keith Hernandez
& Darryl Strawberry

SERIES

9three times, last, Jose Reyes
vs. St. Louis (2006)

GAME

4Kevin McReynolds
at Los Angeles (1988-Game Six)

MOST DOUBLES

CAREER

5Edgardo Alfonzo

SERIES

4Edgardo Alfonzo
vs. Atlanta (1999)

GAME

2two times, last, Carlos Delgado
vs. St. Louis (2006-Game One)

MOST TRIPLES

CAREER

1six players tied

SERIES

1six players tied

GAME

1six times, last, Jose Reyes
at St. Louis (2006-Game Three)

MOST HOME RUNS

CAREER

3Rusty Staub, Darryl Strawberry,
Mike Piazza, Carlos Delgado,
Carlos Beltran

SERIES

3three times, last, Carlos Beltran
& Carlos Delgado vs. St. Louis (2006)

GAME

2three times, last, Carlos Beltran
at St. Louis (2006-Game Four)

MOST RBI

CAREER

11Darryl Strawberry

SERIES

9Carlos Delgado
vs. St. Louis (2006)

GAME

5Carlos Delgado
at St. Louis (2006-Game Four)

MOST EXTRA-BASE HITS

CAREER

7Lenny Dykstra

SERIES

6Carlos Delgado
vs. St. Louis (2006)

GAME

212 times, last, Carlos Beltran
& Carlos Delgado
at St. Louis (2006-Game Four)

MOST STOLEN BASES

CAREER

2eight times, last, Jose Reyes
vs. St. Louis

SERIES

2eight times, last, Jose Reyes
vs. St. Louis (2006)

GAME

2three times, last, Jose Reyes
vs. St. Louis (2006-Game Six)

★ TEAM BATTING RECORDS

RUNS

GAME

12at St. Louis
(2006-Game Four)

INNING

6at St. Louis-sixth inning
(2006-Game Four)

SERIES

31vs. St. Louis (2000)

HITS

NINE INNING GAME

14two times, last, at St. Louis
(2006-Game Four)

EXTRA INNING GAME

15vs. Atlanta
(1999-Game Five)

SERIES

58vs. Los Angeles (1988)

DOUBLES

GAME

6vs. St. Louis
(2000-Game Four)

SERIES

12three times, last, vs. St. Louis (2006)

TRIPLES

GAME

1six times, last, at St. Louis
(2006-Game Three)

SERIES

2vs. Houston (1986)

HOME RUNS

GAME

4at St. Louis
(2006-Game Four)

SERIES

8vs. St. Louis (2006)

RBI

GAME

12at St. Louis
(2006-Game Four)

SERIES

27three times, last, vs. St. Louis (2006)

STOLEN BASES

GAME

4at Atlanta
(1969-Game Two)

SERIES

7vs. Atlanta (1999)



★ INDIVIDUAL PITCHING RECORDS

MOST GAMES WON

CAREER	
3Jesse Orosco	
SERIES	
3Jesse Orosco vs. Houston (1986)	

MOST GAMES LOST

CAREER	
2Sid Fernandez & Kenny Rogers	
SERIES	
2Kenny Rogers vs. Atlanta (1999)	

MOST SAVES

CAREER	
2Tug McGraw & Armando Benitez	
SERIES	
1six times, last, Billy Wagner vs. St. Louis (2006)	

MOST GAMES

CAREER	
8.....Armando Benitez	
SERIES	
5four times, last, Guillermo Mota & Chad Bradford vs. St. Louis (2006)	

MOST GAMES STARTED

CAREER	
4.....Dwight Gooden	
SERIES	
212 times, last, Tom Glavine, John Maine & Oliver Perez vs. St. Louis (2006)	

MOST COMPLETE GAMES

CAREER	
1six times, last, Mike Hampton vs. St. Louis (2000-Game Five)	
SERIES	
1six times, last, Mike Hampton vs. St. Louis (2000-Game Five)	

MOST INNINGS PITCHED

CAREER	
35.1Dwight Gooden	
SERIES	
18.1Dwight Gooden vs. Los Angeles (1988)	

GAME	
10.0Dwight Gooden vs. Houston (1986-Game Five)	

MOST STRIKEOUTS

CAREER	
29Dwight Gooden	
SERIES	
20Dwight Gooden vs. Los Angeles (1988)	

GAME	
13Tom Seaver at Cincinnati (1973-Game One)	

★ TEAM PITCHING RECORDS

FEWEST HITS ALLOWED

GAME	
2at Cincinnati (1973-Game Two)	
SERIES	
27vs. Atlanta (1969)	

MOST HITS ALLOWED

GAME	
14vs. St. Louis (2000-Game Three)	
SERIES	
56vs. St. Louis (2006)	

MOST RUNS ALLOWED

INNING	
5three times, last, at Atlanta first inning (1999-Game Six)	
NINE INNING GAME	
9vs. St. Louis (2006-Game Two)	

EXTRA INNING GAME	
10at Atlanta (1999-Game Six)	

SERIES	
31vs. Los Angeles (1988)	

FEWEST RUNS ALLOWED

SERIES	
8.....vs. Cincinnati (1973)	

MOST HOME RUNS ALLOWED

GAME	
3at St. Louis (2006-Game Four)	
SERIES	
9vs. St. Louis (2006)	

MOST STRIKEOUTS

GAME	
13at Cincinnati (1973-Game One)	

EXTRA INNING GAME	
19vs. Atlanta (1999-Game Five)	

SERIES	
54vs. Los Angeles (1988)	

★ MISCELLANEOUS RECORDS

CONSECUTIVE WINS

3three times, last, Game Four, 2000- Game One, 2006	
--	--

CONSECUTIVE LOSSES

4Game Seven, 1988- Game Three, 1999	
--	--

SHUTOUTS

31973-Game Two at Cincinnati (Won, 5-0)	
.....2000-Game Five vs. St. Louis (Won, 7-0)	
.....2006-Game One vs. St. Louis (Won, 2-0)	

EXTRA INNING GAMES

.....1973-Game Four vs. Cincinnati (Lost, 1-2 in 12 innings)	
.....1986-Game Five at Houston (Won, 2-1 in 12 innings)	
.....1986-Game Six at Houston (Won, 7-6 in 16 innings)	
.....1988-Game Four vs. Los Angeles (Lost, 4-5 in 12 innings)	
.....1999-Game Five vs. Atlanta (Won, 4-3 in 15 innings)	
.....1999-Game Six at Atlanta (Lost, 9-10 in 11 innings)	

ERRORS

GAME	
3at St. Louis (2000-Game One)	

SERIES	
8two times, last, vs. Atlanta (1999)	



WORLD SERIES RECORD

★ INDIVIDUAL BATTING RECORDS

MOST GAMES PLAYED

CAREER

12 Jerry Grote, Cleon Jones
& Buddy Harrelson

SERIES

7 many times, 1973 & 1986

MOST AT-BATS

CAREER

49 Jerry Grote

SERIES

32 Felix Millan
vs. Oakland (1973)

NINE INNING GAME

5 many times

EXTRA INNING GAME

7 Don Hahn at Oakland
(1973-Game One)

MOST RUNS

CAREER

7 Cleon Jones

SERIES

5 Cleon Jones vs. Oakland
(1973)

NINE INNING GAME

2 five times

EXTRA INNING GAME

3 Cleon Jones at Oakland
(1973-Game Two)

MOST HITS

CAREER

12 Jerry Grote

SERIES

11 Rusty Staub vs. Oakland
(1973)

GAME

4 two times, last, Lenny Dykstra
at Boston (1986-Game Three)

MOST DOUBLES

CAREER

3 Cleon Jones

SERIES

2 seven times

GAME

1 many times

MOST TRIPLES

CAREER

1 Don Hahn & Felix Millan

SERIES

1 Don Hahn & Felix Millan
vs. Oakland (1973)

GAME

1 two times, last, Don Hahn
vs. Oakland (1973-Game Five)

MOST HOME RUNS

CAREER

3 Donn Clendenon

SERIES

3 Donn Clendenon
vs. Baltimore (1969)

GAME

2 Gary Carter
at Boston (1986-Game Four)

MOST RBI

CAREER

9 Gary Carter
vs. Boston (1986)

SERIES

9 Gary Carter
vs. Boston (1986)

GAME

5 Rusty Staub
vs. Oakland (1973-Game Four)

MOST EXTRA-BASE HITS

CAREER

4 Mike Piazza, Gary Carter,
Donn Clendenon & Cleon Jones

SERIES

4 three times, last, Mike Piazza
vs. Yankees (2000)

GAME

3 Gary Carter
at Boston (1986-Game Four)

MOST STOLEN BASES

CAREER

3 Darryl Strawberry & Mookie Wilson

SERIES

3 Darryl Strawberry & Mookie Wilson
vs. Boston (1986)

GAME

2 two times, last, Darryl Strawberry
vs. Boston (1986-Game Six)

★ TEAM BATTING RECORDS

RUNS

GAME

10 at Oakland-12 innings
(1973-Game Two)

NINE-INNING GAME

8 vs. Boston
(1986-Game Seven)

INNING

5 at Yankees-ninth inning
(2000-Game Two)

SERIES

32 vs. Boston (1986)

HITS

GAME

15 at Oakland-12 innings
(1973-Game Two)

NINE INNING GAME

13 two times, last, at Boston
(1986-Game Three)

SERIES

66 vs. Oakland (1973)

DOUBLES

GAME

4 vs. Yankees
(2000-Game Three)

SERIES

8 two times, vs. Baltimore (1969) &
vs. Boston (1986)

TRIPLES

GAME

1 two times, last, vs. Oakland
(1973-Game Five)

SERIES

2 vs. Oakland (1973)

HOME RUNS

GAME

4 at Boston
(1986-Game Four)

SERIES

7 vs. Boston (1986)

RBI

GAME

8 vs. Boston
(1986-Game Seven)

SERIES

29 vs. Boston (1986)

STOLEN BASES

GAME

3 at Boston
(1986-Game Four)

SERIES

7 vs. Boston (1986)



★ INDIVIDUAL PITCHING RECORDS

MOST GAMES WON

CAREER

3Jerry Koosman

SERIES

2Jerry Koosman vs. Baltimore
(1969)

MOST GAMES LOST

CAREER

2Tom Seaver, Jon Matlack &
Dwight Gooden

SERIES

2two times, last, Dwight Gooden
vs. Boston (1986)

MOST SAVES

CAREER

2Jesse Orosco

SERIES

2Jesse Orosco
vs. Boston (1986)

MOST GAMES

CAREER

5Tug McGraw & Roger McDowell

SERIES

5two times, last, Roger McDowell
vs. Boston (1986)

MOST GAMES STARTED

CAREER

4Jerry Koosman, Tom Seaver

SERIES

3two times, last, Ron Darling
(1986 vs. Boston)

MOST COMPLETE GAMES

CAREER

1Tom Seaver & Jerry Koosman

SERIES

1two times, last, Jerry Koosman
(1969, Game Five vs. Baltimore)

MOST INNINGS PITCHED

CAREER

30.0Tom Seaver

SERIES

17.2two times, last, Ron Darling
(1986 vs. Boston)

GAME

10.0Tom Seaver
(1969, Game Four vs. Baltimore)

MOST STRIKEOUTS

CAREER

27Tom Seaver

SERIES

18Tom Seaver
(1973 vs. Oakland)

GAME

12Tom Seaver
(1973, Game Three vs. Oakland)

★ TEAM PITCHING RECORDS

FEWEST HITS ALLOWED

GAME

2at Baltimore
(1969-Game Two)

SERIES

23vs. Baltimore
(1969)

MOST HITS ALLOWED

GAME

18vs. Boston
(1986-Game Two)

SERIES

69vs. Boston
(1986)

MOST RUNS ALLOWED

INNING

4at Oakland-third inning
(1973-Game Seven)

GAME

9vs. Boston
(1986-Game Two)

SERIES

27vs. Boston
(1986)

FEWEST RUN ALLOWED

SERIES

9vs. Baltimore
(1969)

MOST HOME RUNS ALLOWED

GAME

2five times, last, vs. Yankees
(2000-Game Five)

SERIES

5vs. Boston
(1986)

MOST STRIKEOUTS

GAME

12two times, last, vs. Yankees
(2000-Game Three)

EXTRA INNING GAME

15at Oakland
(1973-Game Two)

SERIES

62vs. Oakland
(1973)

★ MISCELLANEOUS RECORDS

CONSECUTIVE WINS

4Game Two, 1969-Game Five, 1969

CONSECUTIVE LOSSES

4Game Six, 1973-Game Two, 1986

SHUTOUTS

2two times, 1969-
Game Three vs. Baltimore (Won, 5-0)
.....1973-
Game Five vs. Oakland (Won, 2-0)

EXTRA INNING GAMES

.....1969-Game Four vs. Baltimore
(Won, 2-1 in 10 innings)
.....1973-Game Two at Oakland
(Won, 10-7 in 12 innings)
.....1973-Game Three vs. Oakland
(Lost, 2-3 in 11 innings)
.....1986-Game Six vs. Boston
(Won, 6-5 in 10 innings)
.....2000-Game One at Yankees
(Lost, 3-4 in 12 innings)

ERRORS


GAME

32000, Game Two at Yankees

SERIES

101973 vs. Oakland

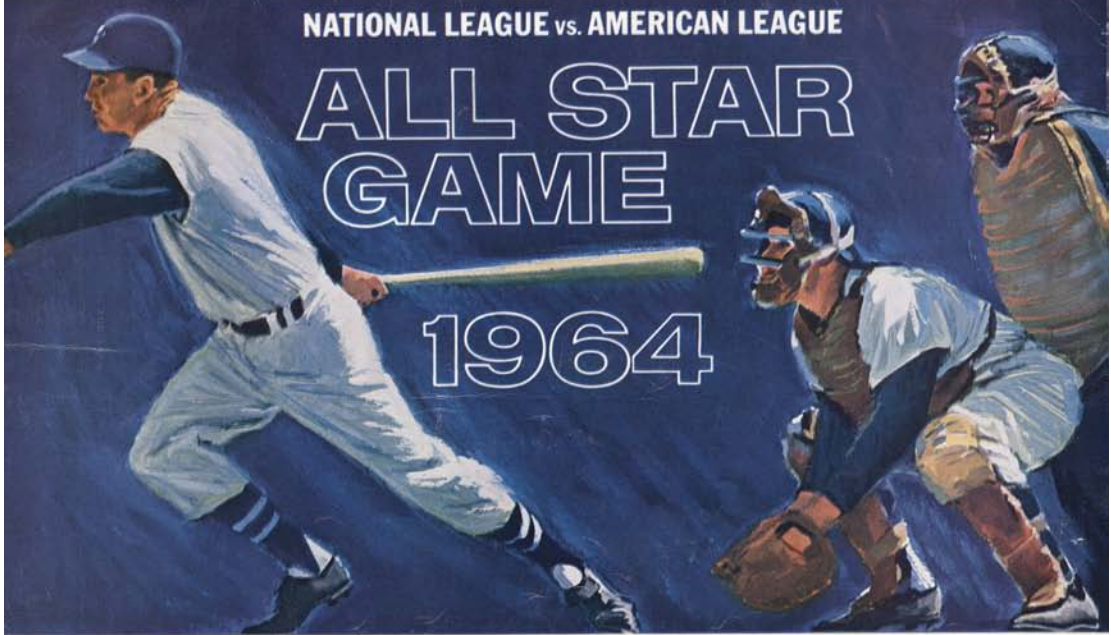
MEDIA



NATIONAL LEAGUE vs. AMERICAN LEAGUE

ALL STAR GAME

1964



SHEA STADIUM, NEW YORK

**OFFICIAL
PROGRAM
50 CENTS**





METS RADIO & TV



SNY is the official television home of the New York Mets, Jets and the Big East Conference...SNY features unparalleled access to the New York Mets with more than 130 live telecasts each season – all produced in HD – as well as other Emmy Award winning Mets entertainment programming...As the official TV home of the New York Jets, SNY delivers more than 300 hours of exclusive year-round content devoted to Gang Green...SNY also is the official TV home of the Big East Conference – airing more than 125 Big East football and basketball games – as well as other critically acclaimed Big East programming...As New York's leader in local sports coverage, SNY delivers the most comprehensive access to all of the Tri-State area's professional and collegiate sports teams through five nightly sports and entertainment programs – broadcast in state-of-the-art HD – from SNY's street-level studio in the heart of Manhattan...SNY's programming roster also includes classic sports programming, critically acclaimed original entertainment shows and exclusive interviews and magazine programs...Founded by Sterling Entertainment Enterprises, Time Warner and Comcast, SNY is available to viewers throughout New York, Connecticut, New Jersey and northeastern Pennsylvania, and nationally on DIRECTV, Verizon FiOS, Comcast Cable and AT&T U-Verse...For additional details on the network, visit www.sny.tv.




New York's PIX 11 (Channel 11), is the flagship station of the CW Television Network, and is seen in over 10 million homes through over-the-air and satellite distribution...Founded in 1948 and owned by Tribune Broadcasting, a division of the Tribune Company, PIX 11 has long been regarded as a groundbreaking station in New York...PIX 11 enters its 13th season as the over-the-air home of the New York Mets and will broadcast 25 games.



As the world's first 24-hour all-sports radio station, Sports Radio 66 WFAN remains the premier sports talk radio station in the business. Since its debut on July 1, 1987, dozens of stations have copied the all-sports format, but none have achieved the success and the notoriety of the FAN. WFAN has also been the flagship station of New York Mets baseball since the sign-on date. WFAN has also added an FM signal at 101.9 (FM) and now can be heard in a full simulcast on both the 660 AM and 101.9 FM frequencies.



In September of 2012, ESPN's 1050 AM switched to ESPN Deportes Radio, becoming the first and only Spanish-language radio station in New York dedicated to providing sports content around-the-clock. The Mets agreement adds to the unmatched lineup of play-by-play coverage that includes the Jets, Knicks, Dominican baseball, CONMEBOL South American World Cup Qualifiers, CONCACAF World Cup qualifiers, Mexican First Division soccer, U.S. National Team friendlies, MLB and MLS. The station also offers two local sports shows serving the NY market- Firma ESPN & Zona ESPN NY (M-F 10am-2pm and 2pm-4pm respectively) - in addition to the radio network's national programming such as Raza Deportiva and Jorge Ramos y Su Banda.

★ **GARY COHEN** | SNY & PIX11


- Gary Cohen, a Queens, NY native enters his 25th season with the New York Mets organization and eighth season as the television voice of the Mets on SNY...He will serve as the play-by-play-announcer for all regular-season SNY produced Mets telecasts in 2013.
- Cohen also participates on SNY's sports and entertainment programs...In addition, he is a contributor to the network's website, www.sny.tv.
- Prior to joining SNY, Cohen was a member of the Mets WFAN Radio team for 17 years.
- Has done play-by-play on national baseball broadcasts for CBS Radio and ESPN Radio.
- Has broadcast play-by-play of the NCAA Basketball Tournament for CBS Radio and Westwood One from 1991-2003.
- Has been the radio voice for Seton Hall University since 2003.
- Was the radio voice of St. John's University basketball from 1995-2002.
- Did men's and women's hockey play-by-play at the 1992, 1994 and 1998 Winter Olympics for CBS Radio.
- Has also done play-by-play for the New York Rangers.
- Before coming to the Mets, Cohen broadcast minor league baseball for Boston's Pawtucket (AAA) club of the International League (1987-1988), the Durham Bulls (A) of the Carolina League (1986) and Spartanburg Spinners (A) of the South Atlantic League (1983-1984).
- Was the basketball and hockey voice for Providence College in 1988-1989, and broadcast football for Brown University in 1987.
- In addition, he has done play-by-play for various sports at Columbia University, the University of Pennsylvania, University of South Carolina-Spartanburg and Old Dominion University.
- Was a Dean's List student at Columbia University, where he graduated with a degree in Political Science.
- Lives in Connecticut with his wife, Lynn.

★ **RON DARLING** | SNY & PIX11



- Ron Darling enters his eighth season as a game and studio analyst for SNY, where he will work more than 100 spring training and regular season games throughout the 2013 season.
- Since joining SNY, Darling has won two Emmy Awards for "Best Sports Analyst" in New York (2006 & 2011).
- Contributes to SNY's sports and entertainment shows and also writes for the network's website, www.sny.tv.
- Prior to joining SNY, served as the color commentator for the Washington Nationals on Mid-Atlantic Sports Network (MASN) for the 2005 season, where he called 150 games.
- Prior to working at MASN, served as an on-air analyst for Fox Sports Net, and appeared on The Best Damn Sports Show Period, the National Sports Report and Baseball Today...Has also provided analysis for CSTV.
- Spent nine seasons as a starting pitcher for the Mets and was a key member of the 1986 World Championship and 1988 Division Champion teams...He also has the distinction of being the first Mets pitcher to be awarded the Gold Glove Award (1989)...After a short stint with the Montreal Expos, the All-Star pitcher finished his career spending five seasons with the Oakland Athletics.
- During his 13-year career, he amassed a 136-116 won-loss record, including 1,590 strikeouts and a 3.87 ERA.
- Darling was born in Honolulu, HI and attended Yale University where he was a two-time All-American, leading the Bulldogs to two Ivy League titles...He currently resides with his family in Brooklyn.

★ KEITH HERNANDEZ | SNY & PIX11




- Keith Hernandez begins his eighth season as a game analyst on SNY's Mets telecasts...He will call more than 100 spring training and regular season games throughout 2013.
- Participates on SNY's sports and entertainment programs and is a contributor to SNY's website, www.sny.tv.
- Hernandez won an Emmy Award for "Best Sports Analyst" in New York for his work on SNY during the 2009 season.
- Returned to the Mets organization in 1999, assisting the club in spring training and broadcasting games on television.
- Was a member of the 1986 World Champions...Hit .310 with 34 doubles, 13 home runs and 83 RBI that season...Had a key two-run single in Game Seven of the World Series vs. Boston...Also a member of the 1988 National League Eastern Division champions.
- On May 6, 1987, his teammates elected him the first captain in Mets history.
- Named to five National League All-Star teams (1979, 1980, 1984, 1986, 1987).
- Earned a record 11 consecutive Gold Gloves from 1978-1988...Led the NL in fielding twice (1985 and 1986).
- Ranks third on the Mets all-time list in batting average (.297), ninth in RBI (468), and third with a .387 on-base percentage.
- Inducted into the Mets Hall of Fame in 1997.
- Acquired by the Mets on June 15, 1983 from St. Louis for pitchers Neil Allen and Rick Ownbey.
- Named 1979 co-MVP of the National League along with Pittsburgh's Willie Stargell in the closest vote in league history...Led the NL in batting average (.344), runs scored (116) and doubles (48).
- Played with the Cardinals from 1974 until he was traded to the Mets...Batted .299 with 33 doubles, six triples, seven home runs, and 94 RBI in 1982 to help St. Louis win the World Series.
- Spent 17 years in the majors with the Mets, Cardinals and Indians from 1974-1990...Compiled a .296 batting average, with 2,182 hits, 426 doubles, 60 triples, 162 home runs and 1,071 RBI.
- Hernandez resides in Florida.

★ RALPH KINER | SNY & PIX11



- This is Ralph's 52nd year of broadcasting Mets games.
- Kiner joined the newborn Mets in 1962 after a storied 10-year playing career that earned him election in 1975 to the National Baseball Hall of Fame in Cooperstown, NY.
- Was honored on "Ralph Kiner Night" at Shea Stadium on July 14, 2007.
- In 2002, Shea Stadium's television booth was named in Kiner's honor...Citi Field's home TV booth also bears his name.
- Selected to the All-Century Team during the All-Star Game in Boston on July 13, 1999 as one of the top 100 players of all-time.
- In 1995, he was chosen by Ted Williams as one of the 20 greatest hitters and inducted into the "Hitters Hall of Fame."
- Elected to the Mets Hall of Fame in 1984 and the State of Pennsylvania's Hall of Fame.
- On February 3, 1990, he received the William Slocum Award for Long and Meritorious Service at the New York Baseball Writers Dinner.
- Had his uniform number 4 retired in the summer of 1987 during ceremonies at Pittsburgh.
- His autobiography, "Kiner's Korner: At Bat and On the Air—My 40 Years in Baseball," covered his Hall of Fame career as well as his 25 years with the Mets.
- Published his second book, "Baseball Forever," in 2004...It was a best seller and chronicled his 60 years in baseball.
- Before joining the Mets after retirement, served as the general manager of the Pacific Coast League's San Diego Padres and an announcer for the Chicago White Sox with Ford C. Frick Award winner Bob Elson.
- For his career, played in 1,472 games and had 5,205 at-bats, 971 runs, 1,451 hits, 216 doubles, 39 triples, 369 home runs, 1,015 RBI and a lifetime batting average of .279...Traded to the Cubs in 1953, a chronic sciatica problem ended his playing days in 1955 with Cleveland.
- With the Pirates in 1949, Ralph hit 54 home runs, knocked in 127 runs and batted .310...The next year, he hit 47 home runs and drove in 118 runs for the Bucs...Some of Kiner's other home run feats include belting 13 grand slams, hitting two or more home runs on 34 occasions, cracking three home runs in a game three different times, and slamming five home runs in two consecutive games (accomplished twice)...Also hit seven home runs in three consecutive games and eight home runs in four consecutive games.
- Belted 369 home runs during his career with the Pittsburgh Pirates, Chicago Cubs and Cleveland Indians...Won or shared the NL home run crown for seven straight seasons.
- Won three Emmy Awards for broadcasting.

★ BOB OJEDA | SNY



- Bob Ojeda enters his fifth season with SNY as the lead studio analyst for the network's Mets pre- and post-game shows...He will again also contribute to www.sny.tv.
- Was acquired by the Mets, along with Calvin Schiraldi, Wes Gardner, John Christenson and LaSchele Tarver, for Tom McCarthy, John Mitchell and Chris Bayer on November 13, 1985.
- Went 18-5 with a 2.57 ERA in 32 games, 30 starts, with a career-high 148 strikeouts for the 1986 World Champions.
- Was the winner of the New York Baseball Writer's Joan Payson Award for Community Service in 1990.
- Honored by the New York Press Photographers Association with the "Good Guy" Award in 1988.
- Ojeda's 15-year MLB career included stints with the Mets, Boston Red Sox, Los Angeles Dodgers, Cleveland Indians and New York Yankees...In 351 major league games, 291 starts, he posted a 115-98 record with 41 complete games, 16 shutouts, one save and a 3.65 ERA...In 1,884.1 innings, he allowed 1,833 hits, 856 runs, 764 earned, with 676 walks and 1,128 strikeouts.
- Signed by the Boston Red Sox as a non-drafted free agent on May 20, 1978, Ojeda made his major league debut with the Red Sox in 1980, where he went 1-1 with a 6.92 ERA in seven starts.
- In 1981, Ojeda went 12-9 with a 3.12 ERA in 10 starts for the Red Sox and finished third in the "Rookie of the Year" voting.

★ KEVIN BURKHARDT | SNY & PIX11



- Kevin Burkhardt enters his seventh season as SNY's field reporter for all SNY-produced Mets telecasts...He will also contribute to the network's website, www.sny.tv.
- Hosts SNY's "Mets Hot Stove" shows during the off-season, as well as contributing to the network's sports and entertainment programs.
- Since 2011, has served as the radio play-by-play voice of the NFL's Dallas Cowboys.
- In 2010, called play-by-play for NFL games for Compass Media Networks.
- Prior to joining SNY, Burkhardt was with WFAN...Served as its Jets Beat Reporter, hosted talk shows on the weekend, and provided 20/20 updates throughout the week.
- He also appeared regularly on CN8's nightly show "Out of Bounds" in Philadelphia, and previously reported for Time Warner Cable and worked as an afternoon sports anchor at WVCB-AM 880 Radio.
- Burkhardt lives with his wife, Rachel, and son, Logan in New Jersey.

RALPH KINER



The Ralph Kiner Television Booth was dedicated on August 16, 2002 during the Mets 40th Anniversary celebration at Shea Stadium. The Mets television booth at Citi Field bears Kiner's name. Kiner started his broadcasting career as an original Met in 1962 and continues to call games on SNY.



★ HOWIE ROSE



- Howie Rose took over for legendary announcer Bob Murphy, calling play-by-play full time for WFAN Radio in 2004...Became the lead play-by-play voice in 2006.
- Worked eight years as a Mets play-by-play announcer for Fox Sports New York/MSG from 1996 through 2003.
- Has been the play-by-play announcer for the New York Islanders on Fox Sports New York since 1995.
- His first book, "Put It in the Book" was released on March 1, 2013.
- Inducted into the National Jewish Sports Hall of Fame and Museum on April 22, 2012 alongside longtime Mets employee, the late Arthur Richman.
- Received the Broadcast Media Award from the Nassau County Sports Commission in 2002.
- Broadcast numerous Mets games on WFAN Radio during the 2001, 2002 and 2003 seasons.
- Was nominated for an Emmy Award in 1997 and 2008 for his work as a play-by-play broadcaster and along with the entire FSNY crew, won a New York Emmy Award for their coverage of the Islanders 1998-1999 season...Won his second Emmy Award with the FSNY Islanders crew in March, 2004.
- In 1994 and 1995, he was the pre- and post-game host for Mets games on WFAN Radio...Also that year, did play-by-play for select games with Bob Murphy, Gary Cohen and Gary Thorne.
- Was with WFAN Radio, the Mets flagship station, from July 1, 1987 (the date of the conversion to an all-sports format) until October, 1995.
- Started his career in 1977 with WHN Radio (which became WFAN)...Returned in 1987 to host "Mets Extra" and the pre-game show until 1991.
- Worked as a play-by-play broadcaster for New York Rangers games on WFAN from 1989-1995, including their Stanley Cup Championship season of 1993-1994.
- Won the 1995 Dick Young Award from the New York Baseball Scouts for service to baseball within the media.
- Won the New York State Sports Broadcasters Award for play-by-play work during the 1994 Stanley Cup Playoffs.
- In January, 1994, he announced his second straight National Hockey League All-Star Game for the NHL Radio Network.
- Called the 1993 Stanley Cup Finals for the NHL Radio Network.
- Before joining WFAN, the Queens, NY native was a sportscaster for WCBS Radio and the NBC Radio Network...Broadcaster for LIU basketball and soccer on WNYE TV in 1986.
- Broke into broadcasting as one of the original voices of SportsPhone in 1975.
- Graduated from Cardozo High School in Bayside, Queens and Queens College.
- Rose lives with his wife, Barbara, on Long Island with their daughters, Alyssa and Chelsea...Alyssa has performed on the ABC Soap Opera "One Life To Live."

BOB MURPHY



The Bob Murphy Radio Booth was dedicated on August 16, 2002 during the Mets 40th Anniversary celebration at Shea Stadium. The Mets radio booth at Citi Field bears Murphy's name, honoring the legend. The Hall of Fame Mets announcer passed away on August 31, 2004, after a battle with lung cancer. He capped off a brilliant 50-year major league career when he announced his retirement at the end of the 2003 season. Murphy had

been with the Mets since the team's inception in 1962 after broadcasting for the Boston Red Sox (1954-1959) and Baltimore Orioles (1960-1961). From 1962-1978, Ralph Kiner, Lindsey Nelson and Murphy handled the broadcast duties in the radio and television booths. Bob moved strictly into his home away from home, the radio booth in 1981. Murphy was elected into the Mets Hall of Fame in 1984 and his prestigious career was crowned with his being named the 1994 Ford C. Frick Award winner, recognizing his broadcasting contributions to the game. He was then elected into the National Baseball Hall of Fame and Museum in Cooperstown, NY on July 31, 1994. Murphy was an original Met broadcasting Mets baseball from 1962-2003.




★ JOSH LEWIN



- Josh Lewin, a versatile announcer who has broadcast baseball, football and hockey on the club and national level since 1995, enters his second season as an announcer with WFAN radio.
- From 2002-2010, he was the television play-by-play broadcaster for the Texas Rangers.
- Also part of Fox's Saturday National baseball coverage since 1996 and did games for Fox Sports Net's baseball package from 1998-2001...Has broadcast American League Division Series and National League Division Series games for Fox and also has performed as a "dugout reporter" in the American League Championship Series and National League Championship Series.
- Since 2005, has been the radio play-by-play voice for the San Diego Chargers.
- Called Detroit Tigers games on Fox Sports Net Detroit from 1998-2001.
- Previously a member of the Chicago Cubs WGN-TV broadcast team and did radio games for the Baltimore Orioles in 1995 and 1996.
- Has worked other events for Fox and Fox Sports Net, including National Football League and National Hockey League telecasts, Conference USA football games, CCHA hockey contests and college basketball telecasts.
- Has done Dallas Stars broadcasts and has announced games for the Southern Methodist University men's basketball team and Michigan State University basketball.
- Also the play-by-play voice of the Big 12 men's basketball tournament for the Sports USA Radio Network.
- Hosted a midday talk show on KRLD-FM in Dallas and remains a contributor to their daily programming.
- He began his career at the age of 16 with the Rochester Red Wings, the Baltimore Orioles Triple-A affiliate in the International League...In 1994, Lewin was the sports director at the Orioles flagship station, WBAL.
- A 1990 graduate of Northwestern, Josh has written two baseball books, "Getting in the Game" and "You Never Forget Your First".
- Lewin has two children, Kelsey and Coby.

★ ED COLEMAN



- Ed Coleman is beginning his 17th year as the host of the Mets pre- and post-game shows on WFAN Radio...Since 1993, has been the beat reporter for the Mets on WFAN.
- In addition, he will team up with Howie Rose and Josh Lewin for select game broadcasts.
- Joined Gary Cohen in the St. John's University basketball booth on WFAN from 1998-2002.
- Has been with WFAN since the station's inception in July of 1987.
- During the off-season, hosts numerous shows on the station, including "NFL in Action."
- Graduated from Syracuse University in 1971.
- Worked for WBZ Radio in Boston, Enterprise Radio (the nation's first all-sports talk radio station) in Hartford, CT and Curt Gowdy Productions.
- In addition, broadcast from the 1988 Summer Olympics in Seoul, South Korea and the 1992 Summer Olympics in Barcelona, Spain, both for NBC Radio and the 1994 Winter Games from Lillehammer, Norway for CBS Radio.
- Coleman lives with his wife, Kathy, and their daughters, Julia and Emma in Scarsdale, NY.

METS PUBLIC ADDRESS ANNOUNCERS

Jack E. Lee	(1962-August, 1966)
Dan Reilly	(two homestands in 1966)
Jack Lightcap	(1966-1970)
Loren Matthews	(1970-1976)
Jack Franchetti	(1977-1987)
Pete Larkin	(1988-1993)
Don/Doug Gould	(1994)
Del DeMontreux	(1995-1999)
Roger Luce	(2000-2003)
ALEX ANTHONY	(2003-PRESENT)






ESPN DEPORTES

★ JUAN ALICEA



- Juan Alicea has been with the Mets since 1969 in a variety of scouting, community relations, and broadcasting positions.
- Scouted Lee Mazzilli and Nino Espinosa, who signed and played for the Mets.
- As Hispanic Broadcast Coordinator, has been involved with many of the Mets' successful marketing and public relations initiatives in the community.
- Has been a broadcaster for the Mets Spanish Network since 1982 and also serves as the Director and Production Coordinator for radio and SAP broadcasts.
- Was a member of the broadcasting team for the International Spanish Network, which carried the Mets 1986 and 1988 postseason play throughout the United States and Latin America.

★ MAX PEREZ JIMENEZ



- Max Perez Jimenez joined the Mets Spanish Broadcast team in 2005...His first full season was in 2008.
- Broadcasted MLB postseason action for ESPN Spanish radio since 2009.
- Began his career in the Dominican Republic in 1974 as program manager and news/sports announcer.
- From 1983-1986, he participated in the Mets Spanish Broadcast as assistant producer, analyst and play-by-play broadcaster.
- Since 1992, he has been the production manager and sports and news announcer at WADO 1280 AM.

★ NESTOR ROSARIO



- Nestor Rosario begins his third season as a backup broadcaster on the Mets' Spanish radio...Joined the team in 2011, broadcasting 16 games...Has increased his appearances and began filling in regularly in 2012, broadcasting a total of 46 games.
- In addition to his backup role for the Mets, he is a regular on Spanish Talent Fast-Cast on MLB.com.
- He began his broadcast career on sports radio in the Dominican Republic in 1992 and continued through 1997.
- In 1998, he joined the television broadcast for the Gigantes del Cibao baseball club of the Dominican Professional Baseball League and remained with them until 2005 before coming to the U.S. to pursue his professional baseball broadcasting career.



ON THE AIR

YEARS ANNOUNCERS

1962-73	RADIO & TV: Ralph Kiner, Bob Murphy, Lindsey Nelson SPANISH RADIO: Miguel Angel Torres, Salomon Volpe
1974-78	RADIO & TV: Ralph Kiner, Bob Murphy, Lindsey Nelson SPANISH RADIO: Juan Vene, Jose Valdivielso, Buck Canel
1979	RADIO & TV: Ralph Kiner, Bob Murphy, Steve Albert SPANISH RADIO: Juan Vene, Jose Valdivielso, Buck Canel
1980	RADIO & TV: Ralph Kiner, Bob Murphy, Steve Albert SPANISH RADIO: Juan Vene, Jose Valdivielso, Buck Canel CABLE TV: Art Shamsky, Bob Goldsholl
1981	RADIO: Ralph Kiner, Bob Murphy, Steve Albert, Art Shamsky SPANISH RADIO: Juan Vene, Jose Valdivielso, Buck Canel TV: Kiner, Murphy, Albert CABLE TV: Kiner, Murphy, Albert, Shamsky
1982	RADIO: Bob Murphy, Steve LaMar SPANISH RADIO: Juan Vene, Juan Alicea TV & CABLE TV: Ralph Kiner, Lorn Brown
1983	RADIO: Bob Murphy, Steve LaMar SPANISH RADIO: Oscar Polo, Juan Alicea, Max Perez Jimenez TV: Ralph Kiner, Tim McCarver, Steve Zabriskie CABLE TV: Kiner, McCarver, Bud Harrelson
1984	RADIO: Bob Murphy, Steve LaMar SPANISH RADIO: Oscar Polo, Juan Alicea, Max Perez Jimenez TV: Ralph Kiner, Tim McCarver, Steve Zabriskie CABLE TV: Kiner, McCarver, Fran Healy
1985	RADIO: Bob Murphy, Gary Thorne SPANISH RADIO: Oscar Polo, Juan Alicea, Max Perez Jimenez TV: Ralph Kiner, Tim McCarver, Steve Zabriskie CABLE TV: Kiner, McCarver, Fran Healy

YEARS ANNOUNCERS

1986	RADIO: Bob Murphy, Gary Thorne SPANISH RADIO: Oscar Polo, Juan Alicea, Max Perez Jimenez TV: Ralph Kiner, Tim McCarver, Steve Zabriskie, Rusty Staub CABLE TV: Kiner, McCarver, Staub, Fran Healy
1987	RADIO: Bob Murphy, Gary Thorne SPANISH RADIO: Billy Berroa, Armando Talavera, Juan Alicea TV: Ralph Kiner, Tim McCarver, Steve Zabriskie, Rusty Staub CABLE TV: Kiner, McCarver, Staub, Fran Healy
1988	RADIO: Bob Murphy, Gary Thorne SPANISH RADIO: Billy Berroa, Armando Talavera, Juan Alicea TV: Ralph Kiner, Tim McCarver, Steve Zabriskie, Rusty Staub CABLE TV: Kiner, McCarver, Fran Healy
1989	RADIO: Bob Murphy, Gary Cohen SPANISH RADIO: Billy Berroa, Armando Talavera, Juan Alicea TV: Ralph Kiner, Tim McCarver, Steve Zabriskie CABLE TV: Kiner, Fran Healy, Rusty Staub
1990-91	RADIO: Bob Murphy, Gary Cohen SPANISH RADIO: Billy Berroa, Renato Morfi, Armando Talavera, Juan Alicea TV: Ralph Kiner, Tim McCarver CABLE TV: Kiner, Fran Healy, Rusty Staub
1992-93	RADIO: Bob Murphy, Gary Cohen, Todd Kalas SPANISH RADIO: Billy Berroa, Renato Morfi, Armando Talavera, Juan Alicea TV: Ralph Kiner, Tim McCarver CABLE TV: Kiner, Fran Healy, Rusty Staub
1994-95	RADIO: Bob Murphy, Gary Cohen, Howie Rose SPANISH RADIO: Juan Alicea, Renato Morfi TV: Ralph Kiner, Tim McCarver, Gary Thorne CABLE TV: Kiner, Fran Healy, Rusty Staub





ON THE AIR

YEARS ANNOUNCERS

- 1996 RADIO:**
Bob Murphy, Gary Cohen, Ed Coleman
SPANISH RADIO:
Juan Alicea, Billy Berroa
TV:
Ralph Kiner, Tim McCarver, Gary Thorne
CABLE TV:
Kiner, Howie Rose, Fran Healy, Matt Loughlin
- 1997-98 RADIO:**
Bob Murphy, Gary Cohen, Ed Coleman
SPANISH RADIO:
Juan Alicea, Billy Berroa
TV:
Ralph Kiner, Tim McCarver, Gary Thorne
CABLE TV:
Kiner, Howie Rose, Fran Healy, Matt Loughlin
- 1999-01 RADIO:**
Bob Murphy, Gary Cohen, Ed Coleman
SPANISH RADIO:
Juan Alicea, Billy Berroa
TV:
Tom Seaver, Gary Thorne, Keith Hernandez
CABLE TV:
Ralph Kiner, Howie Rose, Fran Healy, Matt Loughlin
- 2002 RADIO:**
Bob Murphy, Gary Cohen, Ed Coleman, Ted Robinson
SPANISH RADIO:
Juan Alicea, Billy Berroa
TV:
Tom Seaver, Gary Thorne
CABLE TV:
Ralph Kiner, Howie Rose, Fran Healy, Matt Loughlin, Robinson, Keith Hernandez
- 2003 RADIO:**
Bob Murphy, Gary Cohen, Ted Robinson, Howie Rose, Ed Coleman
SPANISH RADIO:
Juan Alicea, Billy Berroa
TV:
Tom Seaver, Dave O'Brien, Ralph Kiner, Keith Hernandez
CABLE TV:
Fran Healy, Robinson, Hernandez, Kiner, Rose, Matt Loughlin
- 2004 RADIO:**
Gary Cohen, Howie Rose, Ed Coleman
SPANISH RADIO:
Juan Alicea, Billy Berroa
TV:
Tom Seaver, Dave O'Brien, Ralph Kiner, Keith Hernandez
CABLE TV:
Fran Healy, Ted Robinson, Hernandez, Kiner, Matt Loughlin

YEARS ANNOUNCERS

- 2005 RADIO:**
Gary Cohen, Howie Rose, Ed Coleman
SPANISH RADIO:
Juan Alicea, Billy Berroa, Max Perez Jimenez
TV:
Tom Seaver, Dave O'Brien, Ralph Kiner, Keith Hernandez
CABLE TV:
Fran Healy, Ted Robinson, Hernandez, Kiner, Matt Loughlin
- 2006 RADIO:**
Howie Rose, Tom McCarthy, Ed Coleman
SPANISH RADIO:
Juan Alicea, Billy Berroa
TV:
Gary Cohen, Ron Darling, Keith Hernandez, Ralph Kiner, Chris Cotter
CABLE TV:
Cohen, Darling, Hernandez, Kiner, Cotter
- 2007 RADIO:**
Howie Rose, Tom McCarthy, Ed Coleman
SPANISH RADIO:
Juan Alicea, Billy Berroa, Max Perez Jimenez
TV:
Gary Cohen, Ron Darling, Keith Hernandez, Ralph Kiner, Kevin Burkhardt
CABLE TV:
Cohen, Darling, Hernandez, Kiner, Burkhardt
- 2008-09 RADIO:**
Howie Rose, Wayne Hagin, Ed Coleman
SPANISH RADIO:
Juan Alicea, Max Perez Jimenez
TV:
Gary Cohen, Ron Darling, Keith Hernandez, Ralph Kiner, Kevin Burkhardt
CABLE TV:
Cohen, Darling, Hernandez, Kiner, Burkhardt
- 2010-11 RADIO:**
Howie Rose, Wayne Hagin, Ed Coleman
SPANISH BROADCAST:
Juan Alicea, Max Perez Jimenez
TV:
Gary Cohen, Ron Darling, Keith Hernandez, Ralph Kiner, Kevin Burkhardt
CABLE TV:
Cohen, Darling, Hernandez, Kiner, Burkhardt
- 2012-13 RADIO:**
Howie Rose, Josh Lewin, Ed Coleman
SPANISH BROADCAST:
Juan Alicea, Max Perez Jimenez, Nelson Rosario
TV:
Gary Cohen, Ron Darling, Keith Hernandez, Ralph Kiner, Kevin Burkhardt
CABLE TV:
Cohen, Darling, Hernandez, Kiner, Burkhardt

FLAGSHIP RADIO STATION: WABC 770 (1962-1963); WJRZ 970 (1967-1971); WNEW 1130 (1975-1977); WHN 1050 (1964-1966, 1972-1974, 1983-1987); WMCA 570 (1978-1982); WFAN 1050 (1987-1988); WFAN 101.9/660 (1989-present)
FLAGSHIP SPANISH RADIO STATION: WHOM 1480 (1962-1974); VENE INTERNATIONAL NETWORK (1975-1981); WBNX 1380 (1982); WKDM 1380 (1983-1986); WJIT 1480 (1987-1989); WSKQ 620 (1990-1996); WADO 1280 (1997-2009); WQBU 92.7 (2010-2012); 1050 ESPN Deportes (2013)
FLAGSHIP TV STATION: WWOR-TV 9 (1962-1998); WPIX-TV (1999-2006); CW-11 (2006-2008); PIX-11 (2009-present)
FLAGSHIP CABLE TV STATION: SportsChannel (1982-1997); Fox Sports New York (1998-2005); SportsNet New York (2006-present)



SPRING TRAINING

TRADITION FIELD

(EST. 1988)
CAPACITY: 7,000

BALLPARK/OFFICES:

Tradition Field
525 Northwest Peacock Boulevard
Port St. Lucie, FL 34986
(772) 871-2100
Tickets: (772) 871-2115



Constructed in 1988, Tradition Field is the spring training home of the New York Mets, as well as the home to the St. Lucie Mets (A) of the Florida State League and the Gulf Coast Mets rookie league team. Originally named Thomas J. White Stadium in honor of the man whose development company built and secured financing for the stadium project, which was the anchor of White's 4,614-acre master-planned St. Lucie West community. Thomas J. White Stadium opened on March 5, 1988. The Mets moved their spring training home from St. Petersburg, FL in 1988 after being located in St. Petersburg from 1962-1987.

The ballpark underwent its biggest "improvement program" following spring training in 2003. The \$10 million that was spent modified, enhanced and expanded the stadium, which was renamed Tradition Field upon the completion of the renovations.

Tradition Field featured several new features in 2012. The rightfield bleacher was replaced with 500 field-level seats, highlighted by an outdoor bar and grill similar to the third base-side Tiki Bar. The rightfield section was also connected to the outfield grass berm area for easy access throughout the facility. The scoreboard was upgraded to include a larger screen and now replays highlights in HD.

Beyond the stadium gates stands an eight-foot tall sculpture that features a piece of steel that was originally part of the World Trade Center. The sculpture also displays the date 9-11-01 on the piece of steel which rests between two twin towers.

The main stadium has a seating capacity of 7,000 and is available for baseball tournaments, concerts, festivals and much more.





2012 SPRING TRAINING STATS

NAME	BA	G	AB	R	H	TB	2B	3B	HR	RBI	SH	SF	HBP	BB	IBB	SO	SB	CS	GDP	SLG	OBP	E
Baxter	.286	27	56	3	16	17	1	0	0	6	0	0	1	3	0	11	5	0	3	.304	.333	0
Bay	.196	19	46	9	9	11	2	0	0	0	0	0	1	11	0	15	4	0	2	.239	.362	1
Blaquiere	.000	1	1	0	0	0	0	0	0	0	0	0	0	0	0	0	0	0	0	.000	.000	0
Ceciliani	.333	4	6	1	2	3	1	0	0	1	0	0	0	0	0	2	0	0	0	.500	.333	0
Cedeno	.213	21	47	6	10	13	0	1	6	0	0	0	0	8	0	7	1	1	2	.277	.327	3
Contano	.000	1	1	0	0	0	0	0	0	0	0	0	0	0	0	0	0	0	0	.000	.000	0
Davis	.237	20	59	8	14	28	2	0	4	13	0	1	0	8	0	13	0	0	3	.475	.324	0
den Dekker	.143	14	28	4	4	7	1	1	0	3	0	0	1	5	0	7	1	0	0	.250	.294	0
Duda	.300	22	60	7	18	35	3	1	4	10	0	1	3	6	0	17	0	0	0	.583	.386	0
Dykstra	.000	1	1	0	0	0	0	0	0	0	0	0	0	0	0	1	0	0	0	.000	.000	0
Evans	.000	2	1	0	0	0	0	0	0	0	0	0	0	0	0	0	0	0	0	.000	.000	0
Fernandez	---	1	0	1	0	0	0	0	0	1	0	0	0	1	0	0	0	0	0	---	1.000	0
Fisher	.000	2	2	0	0	0	0	0	0	0	0	0	0	0	0	1	0	0	0	.000	.000	0
Flores	.083	9	12	3	1	1	0	0	1	0	0	0	0	1	0	5	0	0	0	.083	.154	4
Forsythe	.000	1	1	0	0	0	0	0	0	0	0	0	0	0	0	0	0	0	0	.000	.000	0
Hairston	.050	6	20	1	1	1	0	0	0	0	0	0	0	1	0	6	0	0	0	.050	.095	0
Johnson	.269	16	26	2	7	12	2	0	1	3	0	0	0	1	0	2	0	0	1	.462	.296	0
Kazmar	.000	7	5	0	0	0	0	0	0	0	0	0	0	0	0	1	0	0	0	.000	.000	0
Lagares	.000	7	14	1	0	0	0	0	0	0	0	0	0	0	0	3	0	0	0	.000	.000	0
Lawley	.000	1	1	0	0	0	0	0	0	0	0	0	0	0	0	0	0	0	0	.000	.000	0
Loewen	.256	22	43	6	11	15	1	0	1	2	0	0	0	6	0	20	0	0	0	.349	.347	2
Lucas	.000	2	4	1	0	0	0	0	0	0	1	0	0	2	0	1	0	0	0	.000	.667	0
Lutz	.143	5	7	2	1	1	0	0	0	0	0	0	0	1	2	4	0	0	0	.143	.400	0
Marte	.000	2	1	0	0	0	0	0	0	0	0	0	0	0	0	0	0	0	0	.000	.000	0
May	.182	17	33	2	6	8	2	0	0	3	0	0	0	1	0	12	0	1	2	.242	.206	2
Muno	.500	5	4	0	2	3	1	0	0	1	0	0	0	0	0	0	0	0	0	.750	.500	1
Murphy	.338	22	65	7	22	23	1	0	0	6	0	0	1	6	0	3	1	1	4	.354	.403	3
Nicketas	.222	18	36	7	8	14	3	0	1	5	0	0	0	3	0	6	0	0	0	.389	.282	0
Nieuwenhuis	.200	10	14	1	2	2	0	0	0	0	0	0	0	1	0	3	1	0	0	.200	.273	1
Nieves	---	1	0	0	0	0	0	0	0	0	0	0	0	0	0	0	0	0	0	---	---	0
Nimmo	.000	2	1	1	0	0	0	0	0	0	0	0	0	1	0	0	0	0	0	.000	.500	0
Ozga	.000	1	1	0	0	0	0	0	0	0	0	0	0	0	0	0	0	0	0	.000	.000	0
Pascucci	.091	8	11	1	1	1	0	0	0	0	0	0	0	4	0	4	0	0	1	.091	.333	0
Pena	.500	2	2	0	1	1	0	0	0	0	0	0	0	0	0	1	0	0	0	.500	.500	0
Puello	.308	9	13	3	7	4	0	0	0	0	0	0	0	1	0	2	1	0	0	.308	.357	0
Quintanilla	.182	17	33	1	6	9	3	0	0	4	0	0	0	5	0	3	1	0	0	.273	.289	2
Reyes	.000	3	1	0	1	1	0	0	0	0	0	0	0	0	0	0	0	0	0	1.000	1.000	0
Ad. Rodriguez	.000	1	1	1	0	0	0	0	0	0	0	0	0	0	0	0	0	0	0	.000	.000	0
Rottino	.276	26	58	4	16	17	1	0	0	5	0	0	0	1	0	7	1	0	0	.293	.288	2
Sandoval	.000	1	2	0	1	1	0	0	0	0	0	0	0	0	0	1	0	0	0	.000	.000	1
Satin	.259	14	27	3	7	8	1	0	0	2	0	1	0	3	0	2	1	0	1	.296	.323	1
Tajada	.229	18	48	7	11	20	3	0	2	7	0	0	1	7	0	8	1	0	0	.417	.339	2
Thole	.313	20	48	8	15	22	3	2	0	8	1	0	0	6	0	5	0	0	2	.458	.389	1
Thurber	.000	1	1	0	0	0	0	0	0	0	0	0	0	0	0	0	0	0	0	.000	.000	0
Torres	.259	11	27	4	7	9	0	1	0	4	0	0	1	2	0	4	2	0	0	.333	.333	0
Tovar	.400	7	10	4	4	6	2	0	0	0	0	0	0	0	0	2	0	0	0	.600	.400	0
Tuassosopo	.200	6	5	1	1	2	1	0	1	0	0	0	0	0	0	0	2	0	0	.400	.200	0
Turner	.194	22	67	4	13	18	2	0	1	6	0	0	2	3	0	9	1	2	3	.269	.250	2
Valdespin	.310	20	42	7	13	19	1	1	1	4	0	2	0	3	0	5	3	2	0	.452	.340	0
Vaughn	.429	9	7	1	3	3	0	0	0	0	0	0	0	1	0	2	0	1	0	.429	.500	0
Wimberly	.000	2	1	0	0	0	0	0	0	0	0	0	1	0	0	0	0	1	0	.000	.500	0
Wright	.235	7	17	4	4	7	0	0	1	6	0	0	0	3	0	0	0	1	0	.412	.333	1
Zapata	.000	2	1	0	1	1	0	0	0	0	0	0	0	0	0	0	0	0	0	1.000	1.000	0
TEAM	.237	31	1031	123	244	344	37	8	17	112	8	6	13	106	0	207	23	10	25	.334	.314	32
OPPONENTS	.276	31	1050	158	290	441	57	5	28	144	13	12	15	82	1	183	20	6	25	.420	.334	29

NAME	W-L	ERA	G	GS	CG	GF	SHO	SV	INN	H	R	ER	HR	HBP	BB	IBB	SO	WP	BK
Acosta	0-1	3.97	9	0	0	3	0	0	11.1	14	5	5	0	0	3	0	10	0	0
Batista	0-2	5.27	8	1	0	1	0	0	13.2	17	10	8	3	0	4	0	8	1	0
Beato	1-0	0.00	1	0	0	0	0	0	0.1	1	0	0	0	0	0	0	0	0	0
Beaulac	0-0	18.00	1	0	0	0	0	0	1.0	1	2	2	1	0	1	0	1	0	0
Byrdak	0-0	0.00	3	0	0	0	0	0	3.0	0	0	0	0	0	1	0	1	0	0
Cabrera	1-1	4.76	4	0	0	0	0	0	5.2	10	5	3	2	1	2	0	3	0	0
Carrasco	0-0	0.00	2	0	0	1	0	0	2.1	0	0	0	0	0	0	0	2	0	0
Carson	0-0	4.50	2	0	0	0	0	0	2.0	2	1	1	0	0	1	0	1	0	0
Church	0-0	0.00	1	0	0	1	0	0	0.2	2	1	0	0	0	0	0	1	0	0
Cohoon	0-0	0.00	1	0	0	0	0	0	1.0	1	0	0	0	0	0	0	1	0	1
Cuan	0-1	81.00	1	0	0	0	0	0	0.1	1	4	3	0	1	1	0	1	0	0
Dickey	1-1	3.63	5	4	0	0	0	0	17.1	12	7	7	1	0	4	0	12	1	0
Edgin	0-0	0.00	10	0	0	5	0	2	10.1	4	0	0	0	0	3	1	13	0	0
Egbert	0-1	27.00	1	0	0	1	0	0	0.1	1	1	1	0	0	2	0	0	0	0
Familia	0-0	21.60	1	0	0	0	0	0	1.2	4	4	4	1	0	2	0	2	0	0
Francisco	0-2	5.54	11	0	0	1	0	0	13.0	18	9	8	1	0	4	0	7	1	0
Fraser	0-0	0.00	1	0	0	0	0	0	1.0	0	0	0	0	0	0	0	0	0	0
Gee	1-1	3.16	6	6	0	0	0	0	25.2	27	10	9	3	2	4	0	20	1	0
Gorski	0-0	0.00	1	0	0	0	0	0	1.0	2	0	0	0	0	1	0	1	0	0
Hampson	1-0	13.50	2	0	0	1	0	0	2.2	6	5	4	0	0	4	0	3	1	0
Harvey	0-1	9.00	3	1	0	0	0	0	5.0	7	5	5	3	1	3	0	3	0	0
Hefner	0-0	0.00	5	0	0	1	0	0	6.2	5	1	0	0	0	1	0	2	0	0
Herrera	0-1	5.59	10	0	0	4	0	0	9.2	11	6	6	1	0	4	0	2	0	0
James	0-0	7.36	5	0	0	0	0	0	3.2	6	7	3	0	1	4	0	0	1	0
Niese	1-1	5.73	6	5	0	0	0	0	22.0	28	14	14	1	4	2	0	20	1	0
Olson	0-0	2.45	8	0	0	3	0	0	7.1	4	2	2	0	0	2	0	3	1	0
Parrnell	1-0	0.00	11	0	0	2	0	1	12.1	7	0	0	0	0	2	0	10	0	0
Reifrey	1-2	7.62	6	6	0	0	0	0	26.0	33	23	22	5	1	6	0	14	1	0
Ramirez	1-1	5.25	9	0	0	2	0	1	12.0	16	7	7	2	0	5	0	12	0	0
Rauch	0-1	7.94	11	0	0	0	0	0	11.0	14	10	10	2	0	3	0	9	1	0
Ar. Rodriguez	0-0	0.00	3	0	0	1	0	0	3.0	3	0	0	0	0	1	0	2	0	0
Santana	0-1	3.44	5	5	0	0	0	0	18.1	17	9	7	0	1	7	0	13	0	0
Schwinden	0-2	5.19	4	2	0	0	0	0	8.2	8	5	5	2	1	4	0	3	0	0
Stevens	0-0	0.00	3	0	0	1	0	0	3.2	0	0	0	0	0	1	0	2	0	0
Stinson	0-0	9.00	3	0	0	1	0	0	3.0	7	3	3	0	0	0	0	1	0	0
Turgeon	0-0	0.00	1	0	0	1	0	0	1.0	1	0	0	0	0	0	0	0	0	0
TEAM	9-20	4.67	31	31	0	31	2	4	268.0	290	158	139	28	15	82	1	183	10	1
OPPONENTS	20-9	3.46	31	31	0	31	2	9	273.1	244	123	105	17	13	106	0	207	12	



2013 SPRING TRAINING SCHEDULE

DATE	DAY	OPPONENT	LOCATION	TIME	TV	RADIO
2/23/13	Saturday	Washington Nationals	Port St. Lucie	12:10 p.m.	SNY/MLB	
2/24/13	Sunday	University of Michigan	Port St. Lucie	12:10 p.m.		
2/24/13	Sunday	Houston Astros	Kissimmee	TBA		
2/25/13	Monday	Washington Nationals	Port St. Lucie	6:10 p.m.	SNY/MLB	WFAN
2/26/13	Tuesday	Miami Marlins	Jupiter	1:05 p.m.		
2/27/13	Wednesday	St. Louis Cardinals	Port St. Lucie	1:10 p.m.	SNY/MLB	
2/28/13	Thursday	Washington Nationals	Viera	6:05 p.m.	MLB	
3/1/13	Friday	Detroit Tigers	Port St. Lucie	1:10 p.m.	SNY/MLB	
3/2/13	Saturday	Miami Marlins	Port St. Lucie	1:10 p.m.	PIX 11/MLB	
3/3/13	Sunday	Miami Marlins	Jupiter	1:05 p.m.		WFAN
3/4/13	Monday	Atlanta Braves	Port St. Lucie	1:10 p.m.	SNY/MLB	WFAN
3/5/13	Tuesday		OFF			
3/6/13	Wednesday	Venezuela	Port St. Lucie	12:35 p.m.		
3/7/13	Thursday	Miami Marlins	Port St. Lucie	1:10 p.m.	SNY/MLB*	WFAN
3/8/13	Friday	Detroit Tigers	Lakeland	1:05 p.m.		
3/9/13	Saturday	Houston Astros	Port St. Lucie	1:10 p.m.	SNY	WFAN**
3/10/13	Sunday	St. Louis Cardinals	Jupiter	1:05 p.m.		WFAN
3/11/13	Monday	Detroit Tigers	Lakeland	1:05 p.m.		
3/12/13	Tuesday		OFF			
3/13/13	Wednesday	Washington Nationals	Viera	1:05 p.m.		
3/14/13	Thursday	Detroit Tigers	Port St. Lucie	1:10 p.m.	SNY/MLB*	
3/15/13	Friday	Atlanta Braves	Disney	1:05 p.m.	MLB*	
3/16/13	Saturday	Miami Marlins	Port St. Lucie	1:10 p.m.	SNY/MLB*	WFAN
3/17/13	Sunday	Atlanta Braves	Port St. Lucie	1:10 p.m.	PIX 11	WFAN
3/18/13	Monday	St. Louis Cardinals	Jupiter	1:05 p.m.	MLB	
3/19/13	Tuesday		OFF			
3/20/13	Wednesday	Houston Astros	Kissimmee	TBA		
3/21/13	Thursday	St. Louis Cardinals	Port St. Lucie	1:10 p.m.	SNY/MLB	
3/22/13	Friday	Miami Marlins	Jupiter	7:05 p.m.		WFAN
3/23/13	Saturday	Washington Nationals	Port St. Lucie	1:10 p.m.	PIX 11/MLB*	WFAN
3/24/13	Sunday	Detroit Tigers	Port St. Lucie	1:10 p.m.	PIX 11	WFAN
3/24/13	Sunday	St. Louis Cardinals	Jupiter	1:05 p.m.		
3/25/13	Monday	Atlanta Braves	Disney	1:05 p.m.		
3/26/13	Tuesday	St. Louis Cardinals	Port St. Lucie	1:10 p.m.	ESPN/SNY/MLB*	
3/27/13	Wednesday	Houston Astros	Port St. Lucie	6:10 p.m.	SNY	WFAN
3/28/13	Thursday	Washington Nationals	Viera	1:05 p.m.	ESPN	
3/29/13	Friday	St. Louis Cardinals	Port St. Lucie	12:10 p.m.		
3/30/13	Saturday	Baltimore Orioles	Sarasota	12:10 p.m.		WFAN

WFAN-Games can be heard on WFAN (101.9 FM/660 AM)

SNY-Games can be seen on SportsNet New York

MLB-Games can be seen on MLB Network

All times are Eastern Standard Time.

*Tape delay

** If there is no New Jersey Devils game.

ESPN-Games can be seen on ESPN

PIX11-Games can be seen on PIX11 (Channel 11)





ALL-TIME SPRING TRAINING RECORDS

YEAR	W-L-T	PCT.	YEAR	W-L-T	PCT.	YEAR	W-L-T	PCT.
1962	12-15	.444	1979	10-13	.435	1996	16-12	.571
1963	15-12	.556	1980	5-11	.313	1997	10-15	.400
1964	10-17	.370	1981	13-11	.542	1998	19-11	.633
1965	11-15	.423	1982	10-14	.417	1999	15-16	.484
1966	14-10	.583	1983	11-12	.478	2000	14-12	.538
1967	13-13	.500	1984	13-11	.542	2001	18-10	.643
1968	9-18	.333	1985	13-12	.520	2002	12-19-1	.387
1969	14-10	.583	1986	13-13	.500	2003	16-14-2	.533
1970	13-12	.520	1987	12-14	.462	2004	13-20-1	.394
1971	15-12	.556	1988	19-10	.655	2005	17-11-2	.607
1972	15-8	.652	1989	12-18	.400	2006	16-14-1	.533
1973	11-13	.458	1990	8-5	.615	2007	12-21-1	.353
1974	11-13	.458	1991	15-14	.517	2008	20-11-1	.645
1975	8-18	.308	1992	15-15	.500	2009	18-15-1	.529
1976	4-11	.267	1993	15-14	.517	2010	14-16	.467
1977	11-14	.440	1994	21-13	.618	2011	17-15-2	.531
1978	10-15	.400	1995	17-20	.459	2012	9-20-2	.310
						TOTALS	674-698-14	.491

1962-1987—St. Petersburg, FL

1988-present—Port St. Lucie, FL



2013 METS BEAT WRITERS

In addition to SNY's Kevin Burkhardt and WFAN's Ed Coleman, the Mets have 10 reporters who will travel with the team during the 2013 season...There are seven writers representing daily New York and New Jersey area papers, in addition to writers from MLB.com, ESPNNewYork.com and SNY.tv.



KRISTIE ACKERT
NEW YORK
DAILY NEWS



MARC CARIG
NEWSDAY



JORGE CASTILLO
NEWARK
STAR LEDGER



RICH COUTINHO
SNY.TV



JARED DIAMOND
WALL STREET
JOURNAL



TONY DICOMA
MLB.COM



ANDREW KEH
NEW YORK
TIMES



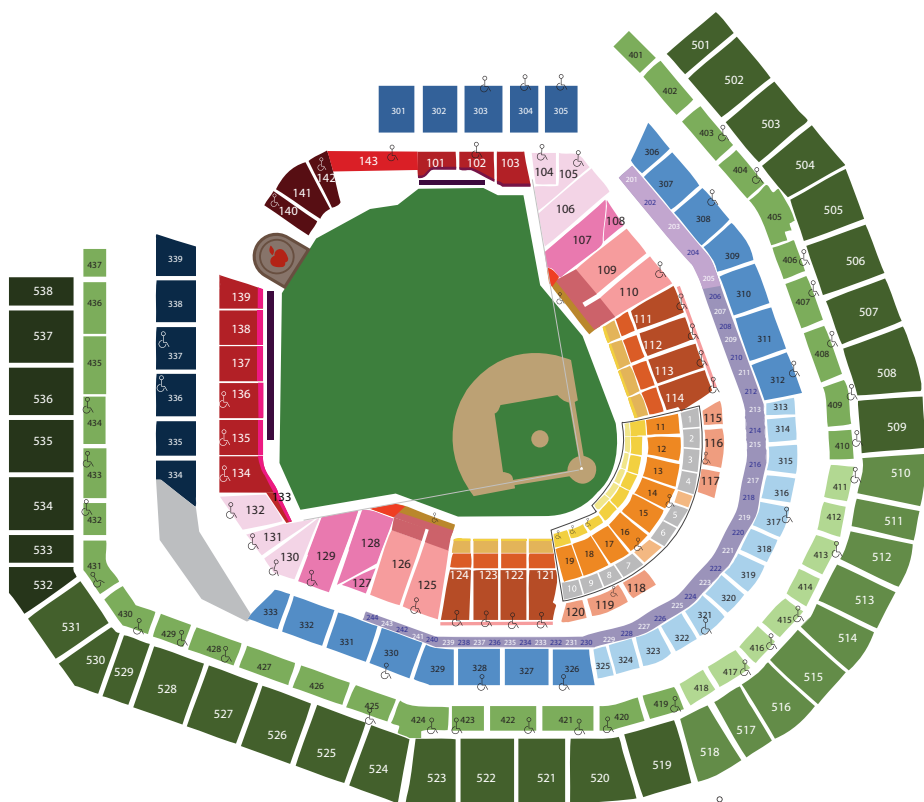
MICHAEL KERWICK
BERGEN RECORD



MIKE PUMA
NEW YORK
POST



ADAM RUBIN
ESPNNEWYORK.COM



Sterling Level

- Delta Platinum (Rows 1&2)
- Delta Gold (Rows 3-8)
- Delta Silver (Rows 9 & Higher)
- Delta Patio
- Sterling Suites

Field Level

- Metropolitan Platinum (Rows 1&2)
- Metropolitan Gold (Rows 3-6)
- Metropolitan Silver (Rows 7-12)
- Metropolitan Box (Rows 13-31)
- Hyundai Club
- Field Gold (Rows A&B)
- Field Silver (Rows C-E, 1-6)
- Field Box (Rows 7-34)
- Metropolitan Wheelchair
- Baseline Gold (Rows A-E)
- Baseline Silver
- Baseline Box
- Left Field Reserved Gold (First 2 Rows)
- Right Field Reserved Gold (First 2 Rows)
- Left Field Reserved (Third Row & Higher)
- Right Field Reserved (Third Row & Higher)
- Big Apple Reserved
- Shea Bridge Terrace
- Modell's Clubhouse
- Party City Deck

Empire Suite Level

- Empire Suites
- Empire Party Suites

Excelsior Level

- Caesars Gold
- Caesars Box
- Pepsi Patch

Promenade Level

- Promenade Gold
- Promenade Box
- Promenade Infield
- Promenade Reserved
- Promenade Outfield



2013 MEDIA INFORMATION

To obtain media credentials to cover any of the New York Mets 2013 home games, please log on to <http://credentials.mlb.com> and fill out the appropriate information to apply.

On the website, you must include the name(s) and position(s) of the person (people) for whom you are requesting credentials (example: Joe Smith - camera man; John Smith - writer) as well as a photo of each person...Also indicate if you are requesting for season, spring training or daily passes...For daily passes, please include the date(s)...Please include your phone number and/or e-mail address for us to contact you.

DEADLINES:

We ask that all daily requests be submitted at least **48 HOURS** prior to the requested game date(s).

CONFIRMATION:

We will respond to your request as soon as possible...If you are not contacted by someone from our office, please call, at least one day in advance, to confirm that you have credentials before arriving at the ballpark.

****CREDENTIALS MUST BE CONFIRMED IN ADVANCE & WILL NOT BE ISSUED AT THE PRESS ENTRANCE****

PICK-UP:

REGULAR SEASON DAILY PASSES: All credentials that are approved may be picked up at the Hodges VIP Entrance at Citi Field...For day games, the Media Entrance opens at 9:30 a.m.; for night contests the Media Entrance will open at 2:30 p.m.

REGULAR SEASON PASSES: Media applying for full season passes for the 2013 season will be called when they are ready and instructed on where to pick up their passes.

SPRING TRAINING PASSES: Both daily passes and season passes can be picked up at the Media Office at Mets Stadium...The Media Office is located in the Executive Offices; the entrance is near the team store on the home plate side of the stadium.

For media parking, questions or additional information, please contact the Mets Media Relations Department at 718-565-4330.

CITI FIELD SCOREBOARDS

Citi Field features a unique, integrated, state-of-the-art video scoring and display system developed specifically for the ballpark. Over 13,000 square feet of digital display technology provides fans with high definition video, real-time statistics and much more.

Working closely with the Mets, the integrated system at Citi Field was designed and manufactured in the USA by Daktronics. Designed with fans in mind, it incorporates the latest LED display and control technologies to provide an even greater game-day experience. Daktronics is recognized as the world's leading LED video provider and has scoring/video systems installed at 26 MLB ballparks.

The center field display is 51 feet high by 70 feet wide, and provides 1,200 lines of resolution with full color LED lines of pixels on 12 mm (.47") spacing. No other outdoor venue's primary video board has tighter resolution.

The second giant HD display is located in right field, providing line ups, scores and game in progress information and statistics in addition to high definition video and graphics. A third high definition video display in the right field corner provides scoreboard features, game action and replays to fans seated in left and center field. Both HD displays utilize cutting edge Daktronics HDX technology, providing incredible viewing angles (nearly 180 degrees horizontal viewing), improved contrast for more vibrant colors, increased brightness (7,500 nits), world-class image processing and a fast refresh rate for enhanced detail and smooth motion.

Citi Field is also home to one of the longest ribbon boards in baseball. Surrounding the seating bowl on the Promenade level fascia, the board is nearly 850 feet in length. The ribbon board provides a variety of scoring information, as well as option captioning of the PA Audio system - a helpful amenity for the hearing-impaired.

One of MLB's largest out-of-town scoreboards graces the front of the roof canopy in left-center field, keeping fans informed with continuous display of score, inning, pitchers, base runners and outs of all the day's MLB games around both leagues.

Seven additional LED displays are located outside the seating bowl. Video and scoring displays are mounted on the rear of the main centerfield scoreboard, providing video and game information to fans visiting the "Taste of the City" and "ZKSports Fan Fest" areas beyond centerfield. An additional LED video display is located on Mt. Met's Kiddie Field in the Fan Fest area, a scale replica of the ballpark's major league playing field, where kids can see themselves as they take a few swings or shag flies.

An exterior marquee display on the North side of the building greets arriving fans, and provides information to those passing by. Citi Field's main entrance, the beautiful Jackie Robinson rotunda, is served by two 9 foot by 16 foot LED video displays, providing multi-media imagery of the great Jackie Robinson as well as game day information and video. An additional HD video screen carries all of the game action for fans visiting the shops and eateries on the Promenade plaza behind home plate.

The video and scoring displays at Citi Field are operated by the Mets Video & Entertainment staff. The New York Mets organization is a member of IDEA, the Information Display & Entertainment Association, and has won several IDEA Golden Matrix Awards for excellence in video and scoreboard programming.



2013 METS MEDIA INFORMATION

Para poder cubrir cualquier juego de los Mets en Citi Field durante la temporada del 2013, tienes que aplicar para un credencial en la página web: <http://credentials.mlb.com>.

Por favor incluya el/los nombre(s), posición(es) y una foto de la/las persona(s) que están interesadas en credenciales en la aplicación (ejemplo: Joe Smith – camarógrafo; John Smith – escritor)...Indique si estas pidiendo credenciales para la temporada completa, entrenamiento primaveral o pases diarios...Para pases diarios, por favor incluya la fecha(s) de los juegos... También incluya su número de teléfono y/o correo electrónico para que nos podamos con usted.

PLAZOS:

Pedimos que todas las solicitudes de credenciales diarias sean sometidas por los menos 48 HORAS antes del día del juego.

CONFIRMACION:

Le responderemos a su solicitud lo más pronto que sea posible...Si una persona de nuestra oficina no se ha comunicado con usted, por favor llámenos por lo menos un día antes del juego para confirmar el estatus de su credencial.

****CREDENCIALES TIENEN QUE SER CONFIRMADAS CON**

ANTICIPACIÓN Y NO SERÁN EMITIDAS EN LA ENTRADA DE Prensa.**

LUGAR DE RECOGIDA:

PASES REGULARES DIARIOS DE LA TEMPORADA: Todas las credenciales que son aprobadas podrán ser recogidas en la sala de prensa localizada a dentro de la entrada Hodges VIP..Para juegos de día, la sala de prensa abre a las 9:30 de la mañana, para juegos de noche, la sala de prensa abre a las 2:30 de la tarde.

PASES REGULARES DE TEMPORADA: Nosotros llamaremos a los medios para dejarles saber dónde pueden recoger su credencial para la temporada completa.

PASES DEL ENTRENAMIENTO PRIMAVERAL: Los pases diarios y los pases de la temporada pueden ser recogidos en la Oficina de Prensa en Digital Domain Park...La Oficina de Prensa está localizada en las Oficinas Ejecutivas; la entrada está cerca de la tienda del equipo en el lado del platillo del estadio.

Para más información, información sobre estacionamiento de prensa o preguntas, por favor comunicase con el Departamento de Relaciones Publicas llamando al 718.565.4330.

LOSMETS.COM

LosMets.com is your destination for all information about your favorite team in Spanish. For all the latest news, ticket information, videos and much more, LosMets.com is the place to visit on the web. If you sign up for the "Informativo de Flushing" you will receive the latest news and special offers. There is also "Charlando con los Mets", a monthly video segment which gives fans an opportunity to get to know players as they answer off the field questions. For fans that enjoy debates, "Siguiendo a los Mets" showcases Mets' Spanish radio personalities Juan Alicea and Maximo Perez as they state their opinions regarding the team in the official blog for LosMets.com. The comments section allows fans to express their thoughts on the topics discussed.

LosMets.com es tu destino para encontrar toda la información acerca de tu equipo favorito en español. Para todas las noticias, información sobre boletos, videos y mucho mas, LosMets.com es el lugar para visitar en el Internet. Se el primero en recibir las ultimas noticias y ofertas especiales cuando te registras en el Informativo de Flushing. También encuentras "Charlando con los Mets," un segmento de video cada mes que le da a los fanáticos la oportunidad para conocer a jugadores mientras que contestan preguntas que no pertenecen al béisbol. Para los fanáticos que disfrutan debates, "Siguiendo a los Mets" es donde las personalidades de los Mets, Juan Alicea y Máximo Pérez, dan sus opiniones sobre el equipo en el blog oficial de LosMets.com. La sección de opiniones le da a los fanáticos la oportunidad de discutir los temas mencionados.





FILLER INDEX

FIELDING

Mets Fielding Bests	362
Mets Third Basemen	259
Mets Triple Plays	414
Most Games Played by Position	212
Webster Award Winners	244

HISTORY

108 Club	32
1-0 Games	410
40th Anniversary Team	387
All-Time Mets Coaches	65
The Name is Mets	31
Best Homestands	20
Best Postseason Records	502
Best Roadtrips	20
Big Innings	101
Biggest Comebacks	185
Biggest Blown Leads	185
Bob Murphy	546
Casey's Last Game	67
Expansion Mets	439
Last Trade With	54
Marathons in Mets History	107
Mets Best Record	50
Mets Clinching Dates	502
Mets Family	63
Mets First Round Picks	263
Mets General Managers	27
Mets Logo	26
Mets Managers	56
Mets Milestone Wins	446
Mets Ownership	19
Mets Tie Games	48
Mets Record on Holidays	28
Mets Presidents	18
Mets vs. Yankees	486
Mets Who Played for the Yankees	485
Mets Winning/Losing Streaks	460
Murphy Award Winners	255
Never Too Young	402
Ralph Kiner	545
Two Stadium Doubleheaders	486
Webster Award Winners	244
Worst Homestands	20
Worst Roadtrips	20
Yankee-Met Deals	486

HITTING

30-30 Club	226
100 or more RBI	156
All-Time Home Run/RBI Leaders by Position	419
Five-Hit Games	112
Hitting for the Cycle	451
Last Time Mets Scored	141
Nine for Nine	172
Mets Hitting Streaks	80
Most Hits by a Mets Pitcher	122
Most Runs Scored by Inning	126

Perfect Mets	82
Pitcher's Batting Records	211
Six-Hit Games	112

HOME RUNS

1-0 Wins by a Home Run	220
1-0 Losses by a Home Run	220
Milestone Home Runs in Mets History	416
Mets All-Time Inside-the-Park Home Runs	109
Mets All-Time Grand Slam Leaders	494
From Both Sides	103
In First At-Bat as a Met	417
Most Home Runs by Mets Opponent	120
Home Runs by Mets pitchers (since 2000)	87
Pitchers Grand Slams	191
Three Home Runs vs. Mets	340

MISCELLANEOUS

Citi Field Scoreboards	556
Dominican Baseball Academy	281
Doubleheaders vs. Opponents	422
LosMets.com	557
Meet the Mets Song	69
Mets Public Address Announcers	547
Pre-Game Timetable	59
Teams over .500 since 2001	247

PINCH-HITTING

2012 Major League Pinch-Hitting Average	77
Career Pinch-Hit Home Run Leaders	493
In a Pinch	189

PITCHING

Active Career Leaders in Games Pitched	139
Mets No-Hitter & One-Hitters	448
Best Postseason ERA	534
Career Wins vs. Mets	114
First Batter Faced	130
Four Strikeouts in an Inning	153
Individual Scoreless Streaks	195
Last Time Mets Allowed	141
Last Time A Mets Pitcher	154
Long Scoreless Streaks	94
Most Runs Allowed by Inning	126
Most Strikeouts (2004-2012)	198
Multiple Unanimous Cy Young Awards	204
No Hitters vs. Mets	135
Perfect Innings	193
Shutouts/Back-to-Back Starts	97
Two Wins in One Day	167



HALL OF FAME WEEKEND 2013

Experience Cooperstown like never before!

July 26-29, 2013



THE HALL OF FAME CLASS OF 2013
HANK O'DAY • JACOB RUPPERT • DEACON WHITE

Featuring a special recognition for Hall of Famers never formally inducted:

LOU GEHRIG
ROGERS HORNSBY
and the entire 1945 Induction Class



AWARDS PRESENTATION

Ford C. Frick Award for Excellence in Baseball Broadcasting: Tom Cheek
J.G. Taylor Spink Award for Meritorious Contributions to Baseball Writing: Paul Hagen



PLAN YOUR TRIP TODAY
BASEBALLHALL.ORG or by calling **888-HALL-OF-FAME**



National Baseball Hall of Fame and Museum • Cooperstown, New York
PRESERVING HISTORY. HONORING EXCELLENCE. CONNECTING GENERATIONS.



2013 SCHEDULE

SUN	MON	TUE	WED	THU	FRI	SAT
APRIL						
	1 SD 1:10	2	3 SD 7:10	4 SD 1:10	5 MIA 7:10	6 MIA 1:10
7 MIA 1:10	8 PHI 7:05	9 PHI 7:05	10 PHI 7:05	11	12 MIN 8:10	13 MIN 4:10
14 MIN 2:10	15 COL 8:40	16 COL 8:40	17 COL 8:40	18 COL 3:10	19 WAS 7:10	20 WAS 3:05
21 WAS 1:10	22	23 LA 7:10	24 LA 7:10	25 LA 1:10	26 PHI 7:10	27 PHI 1:05
28 PHI 1:10	29 MIA 7:10	30 MIA 7:10				

SUN	MON	TUE	WED	THU	FRI	SAT
MAY						
			1 MIA 12:40	2	3 ATL 7:30	4 ATL 7:10
5 ATL 1:35	6	7 CWS 7:10	8 CWS 7:10	9 PIT 7:10	10 PIT 7:10	11 PIT 1:10
12 PIT 1:10	13 STL 7:05	14 STL 8:15	15 STL 8:15	16 STL 1:45	17 CHI 2:20	18 CHI 1:05
19 CHI 2:20	20 CIN 7:10	21 CIN 7:10	22 CIN 1:10	23	24 ATL 7:10	25 ATL 7:15
26 ATL 8:05	27 NYY 7:10 H	28 NYY 7:10	29 NYY 7:05	30 NYY 7:05	31 MIA 7:10	

SUN	MON	TUE	WED	THU	FRI	SAT
JUNE						1 MIA 4:10
2 MIA 1:10	3	4 WAS 7:05	5 WAS 7:05	6 WAS 7:05	7 MIA 7:10	8 MIA 1:10
9 MIA 1:10	10	11 STL 7:10	12 STL 7:10	13 STL 1:10	14 CHI 7:10	15 CHI 1:10
16 CHI 1:10	17 ATL 7:10	18 ATL 7:10	19 ATL 7:10	20 ATL 7:10	21 PHI 7:05	22 PHI 4:05
23 PHI 1:35	24	25 CWS 8:10	26 CWS 8:10	27	28 WAS 7:10	29 WAS 1:10
30 WAS 1:10						

SUN	MON	TUE	WED	THU	FRI	SAT
JULY						
	1 ARZ 7:10	2 ARZ 7:10	3 ARZ 7:10	4 ARZ 1:10 H	5 MIL 8:10	6 MIL 7:15
7 MIL 2:10	8 SF 10:15	9 SF 10:15	10 SF 3:45	11	12 PIT 7:05	13 PIT 7:15
14 PIT 1:35	15	16 All-Star NYY	17	18	19 PHI 7:10	20 PHI 1:10
21 PHI 1:10	22 ATL 7:10	23 ATL 7:10	24 ATL 7:10	25 ATL 12:10	26 WAS 7:05	27 WAS 3:05
28 WAS 1:35	29 MIA 7:10	30 MIA 7:10	31 MIA 7:10			

SUN	MON	TUE	WED	THU	FRI	SAT
AUGUST						
				1 MIA 12:40	2 KC 7:10	3 KC 1:10
4 KC 1:10	5	6 COL 7:10	7 COL 7:10	8 COL 12:10	9 ARZ 9:40	10 ARZ 8:10
11 ARZ 4:10	12 LA 10:10	13 LA 10:10	14 LA 10:10	15 SD 10:10	16 SD 10:10	17 SD 8:40
18 SD 4:10	19	20 ATL 7:10	21 ATL 1:10	22	23 DET 7:10	24 DET 4:05
25 DET 1:10	26 PHI 7:10	27 PHI 7:10	28 PHI 7:10	29 PHI 1:10	30 WAS 7:05	31 WAS 7:05

SUN	MON	TUE	WED	THU	FRI	SAT
SEPTEMBER						
1 WAS TBD	2 ATL 1:10 H	3 ATL 7:10	4 ATL 12:10	5	6 CLE 7:05	7 CLE 6:05
8 CLE 1:05	9 WAS 7:10	10 WAS 7:10	11 WAS 7:10	12 WAS 1:10	13 MIA 7:10	14 MIA 4:10
15 MIA 1:10	16	17 SF 7:10	18 SF 7:10	19 SF 1:10	20 PHI 7:05	21 PHI 7:05
22 PHI 1:35	23 CIN 7:10	24 CIN 7:10	25 CIN 12:35	26 MIL 7:10	27 MIL 7:10	28 MIL 4:10
29 MIL 1:10	30					

MARQUEE
PREMIUM
CLASSIC
VALUE
AWAY

H HOLIDAY
 ITALICS INTERLEAGUE GAME

ALL GAMES ARE NEW YORK TIME.
 GAME TIMES ARE SUBJECT TO CHANGE.
 SCHEDULE INFORMATION AS OF 1/4/13

VISIT METS.COM FOR THE LATEST GAMES,
 PROMOTION AND THEME DATE SCHEDULES.



**BRING ON THE
CELEBRATION**



ENJOY RESPONSIBLY

©2013 Anheuser-Busch. Budweiser® Beer, St. Louis, MO

Major League Baseball trademarks and copyrights are used with permission of Major League Baseball Properties, Inc. Visit MLB.com



With over 500 Amazin' pages, there's one more thing left to say: "Let's go Mets!"

Citi. Proud sponsor of the New York Mets.

