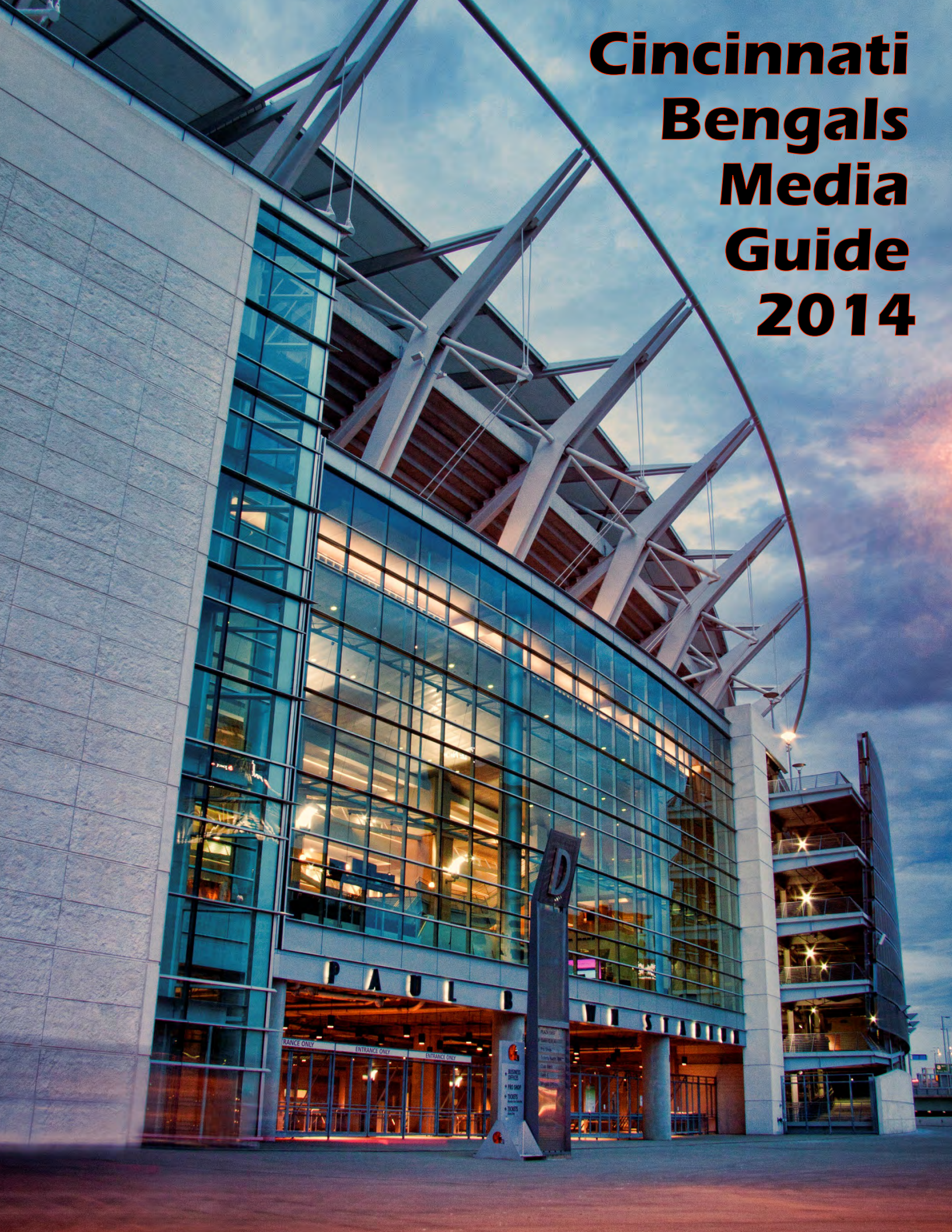


# Cincinnati Bengals Media Guide 2014







# CINCINNATI BENGALS

One Paul Brown Stadium, Cincinnati, Ohio 45202

Administrative Offices: (513) 621-3550 | FAX: (513) 621-3570

Bengals Ticket Hotline: (513) 621-8383 | Toll-free Ticket Hotline: (866) 621-8383

[www.bengals.com](http://www.bengals.com)

## 2014 SCHEDULE

### Preseason

DAY	DATE	OPPONENT	TIME
Thurs.	Aug. 7	at Kansas City	8 p.m.
Sat.	Aug. 16	N.Y. JETS	7 p.m.
Sun.	Aug. 24	at Arizona (NBC)	8 p.m.
Thurs.	Aug. 28	INDIANAPOLIS	7 p.m.

### Regular season

DAY	DATE	OPPONENT	TIME
Sun.	Sept. 7	at Baltimore	1 p.m.
Sun.	Sept. 14	ATLANTA	1 p.m.
Sun.	Sept. 21	TENNESSEE	1 p.m.
Sun.	Sept. 28	— BYE —	
Sun.	Oct. 5	at New England (NBC)*	8:30 p.m.
Sun.	Oct. 12	CAROLINA*	1 p.m.
Sun.	Oct. 19	at Indianapolis*	1 p.m.
Sun.	Oct. 26	BALTIMORE*	1 p.m.
Sun.	Nov. 2	JACKSONVILLE*	1 p.m.
Thurs.	Nov. 6	CLEVELAND (NFL Network)	8:25 p.m.
Sun.	Nov. 16	at New Orleans*	1 p.m.
Sun.	Nov. 23	at Houston*	1 p.m.
Sun.	Nov. 30	at Tampa Bay*	1 p.m.
Sun.	Dec. 7	PITTSBURGH*	1 p.m.
Sun.	Dec. 14	at Cleveland*	1 p.m.
Mon.	Dec. 22	DENVER (ESPN)	8:30 p.m.
Sun.	Dec. 28	at Pittsburgh*	1 p.m.

All times are Eastern.

An asterisk (\*) denotes a game subject to flexible scheduling.

# 2014 MEDIA GUIDE

## TABLE OF CONTENTS

INFORMATION FOR NEWS MEDIA	
Covering the Bengals .....	2
Bengals media .....	3
Bengals in the community .....	4-5
STAFF	
Team directory .....	6
Head Coach Marvin Lewis .....	7
Assistant coaches .....	8-16
PLAYERS	
Alphabetical roster .....	18
Numerical roster .....	19
Player biographies (all are ordered alphabetically) .....	20-154
Pronunciation guide .....	155
2013 REVIEW	
NFL standings .....	158
Regular-season statistics .....	159
Postseason statistics .....	160
Game-by-game team statistics .....	161
Best performances .....	162
Starting lineups .....	163
Regular-season participation chart .....	164
Postseason participation chart .....	165
Transactions (6-12-13 through 6-25-14) .....	166-167
Game summaries .....	168-176
Preseason statistics .....	177
Preseason participation chart .....	178
RECORDS	
Bengals regular-season individual records .....	180-185
Bengals regular-season team records .....	186-188
Opponents' regular-season individual records .....	189

(NOTE: Postseason records can be found on pages 293-300 in the postseason portion of the team history section.)

TEAM HISTORY	
Team chronology .....	192-202
All-time results .....	203-212
Regular season and postseason .....	203-208
Preseason .....	209-210
By opponent .....	210-212
Preseason vs. 2014 opponents .....	212
Coaching history .....	213-215
Head coaches .....	213
Assistant coaches .....	213
Year-by-year coaching staffs .....	214-215
Player history .....	216-226
All-time roster .....	216-219
Uniform numbers .....	219-222
Drafts .....	223-225
Alumni list .....	226
Statistics history .....	227-283
Year-by-year team statistics .....	227-272
Offense/defense — year-by-year team totals .....	273
Offense/defense — year-by-year team rankings .....	274
Year-by-year individual leaders .....	275-276
All-time individual statistics .....	277-280
Superlative performances .....	281-282
Last times .....	283
Longest plays .....	283
Miscellaneous history .....	284-292
Pro Bowl history .....	284
Hall of Fame history .....	285
Stadium history .....	286-287
Pro football history in Cincinnati .....	288
Miscellaneous facts and figures .....	289-292
Postseason history .....	293-323
Bengals postseason individual records .....	293-296
Bengals postseason team records .....	297
Opponents' postseason individual records .....	298-299
Opponents' postseason team records .....	300
All-time postseason statistics .....	301-302
Year-by-year postseason statistics .....	303-314
Postseason game summaries .....	315-323

The Cincinnati Bengals 2014 media guide is published by The Cincinnati Bengals, Inc. (copyright © 2014). It was prepared by the Bengals' Public Relations Department: Jack Brennan, PJ Combs, Inky Moore and Brett Jager. Research and statistical assistance provided by Elias Sports Bureau. Design, typography and layout by PJ Combs. Photography by Greg Rust and Associated Press. Cover photograph by Photosmith. Printing by BPT Communication Solutions, Cincinnati, Ohio.

Permission to use and/or reprint information from this media guide is granted to news reporters/organizations for the purpose of journalistic news coverage of The Cincinnati Bengals. Any other person or organization wishing to use and/or reprint information from this media guide for any reason must obtain written permission from The Cincinnati Bengals.

All information in this media guide is accurate through June 25, 2014.

THIS PAGE  
HAS BEEN  
REMOVED

# BENGALS MEDIA

## TEAM TALENT



Dan Hoard



Geoff Hobson



Brad Johansen



Dave Lapham



Anthony Munoz



Mike Valpredo

## INTERNET

The Cincinnati Bengals' official Web site ([www.bengals.com](http://www.bengals.com)) offers a variety of features, including up-to-the-down live coverage of every game, complete with news and analysis. During the season, the site provides breaking news, daily team updates and extensive multimedia offerings, including weekly news conferences as well as one-on-one video interviews with players and coaches throughout the week and following each game.

Geoff Hobson, former Bengals beat reporter for both The Cincinnati Post and The Cincinnati Enquirer, is the Web site editor. Also on [www.bengals.com](http://www.bengals.com) are the club's roster, depth chart, biographies of coaches and players, as well as information regarding tickets, cheerleaders and Paul Brown Stadium.

Fans and media also may follow the Cincinnati Bengals on Facebook ([www.facebook.com/bengals](http://www.facebook.com/bengals)) and Twitter (@bengals).

## RADIO NETWORK

Games will be aired this season on the Bengals Radio Network, led by three flagship stations in the Cincinnati market. All games will be carried by Cincinnati's WCKY-AM (ESPN 1530) and WEBN-FM (102.7). Once the Major League Baseball season is over, games also will be aired on WLW-AM (700).

Dan Hoard, a former sports director and broadcaster on WXIX-TV (FOX 19) in Cincinnati, is in his fourth season as the radio play-by-play voice. He also is the radio voice of University of Cincinnati football and basketball, and he has prior experience as the play-by-play voice on Bengals preseason TV.

Dave Lapham, a Bengals offensive lineman from 1974-83, is in his 29th consecutive season as the analyst on the team's radio broadcasts. He also is an analyst for Big 12 college games on TV's FOX Sports Net. In past years, he broadcast NFL games for NBC-TV and FOX-TV, and he worked the NFL Europe League's World Bowl game for Sporting News Radio.

As of June 25, the Bengals Radio Network included the following stations:

### OHIO

CITY	STATION	FREQUENCY
Athens.....	WATH-AM	970
Canton.....	WTIG-AM	990
Celina.....	WCSM-FM	96.7
Chillicothe.....	WBEX-AM	1490
Cincinnati.....	WCKY-AM	1530
	WEBN-FM	102.7
	WLW-AM	700
Columbus.....	WBWR-FM	105.7
Dayton.....	WTUE-FM	104.7
Findlay.....	WBVI-FM	96.7
Hillsboro.....	WSRW-AM	1590
Lancaster.....	WLOH-AM	1320
Lima.....	WIMA-AM	1150
Logan.....	WLGK-AM	1510

### KENTUCKY

Ashland.....	WCMI-AM	1340
Cynthiana.....	WCYN-FM	102.3
Lexington.....	WBVX-FM	92.1
Louisville.....	WKRD-AM	790
Manchester.....	WWXL-AM	1450
Paintsville.....	WKYH-AM	600
Somerset.....	WTLO-AM	1480

### INDIANA

Batesville.....	WRBI-FM	103.9
Washington.....	WAMW-FM	107.9

### WEST VIRGINIA

Charleston.....	WJYP-AM	1300
	WMON-AM	1340
Huntington.....	WRVC-AM	930
Ravenswood.....	WMOV-AM	1360

## PRESEASON TELEVISION

Brad Johansen and Anthony Munoz team up in the broadcast booth for this season's games on the Bengals Preseason TV Network. Johansen is the play-by-play announcer, and Munoz is the color analyst. Mike Valpredo is the sideline reporter.

For the 26th time in the past 27 years, Cincinnati's WKRC-TV (CBS Channel 12) is the flagship station of the network. Also on the network are WKEF-TV (ABC Ch. 22) in Dayton, Ohio; WSYX-TV (ABC Ch. 6) in Columbus, Ohio; WLIO-TV (FOX Ch. 8.2) in Lima, Ohio; and WDRB-TV (FOX Ch. 41) in Louisville, Ky.

(Please note that, in Dayton, tape-delayed home games will air on WRGT-TV [FOX Ch. 45].)

Johansen is sports anchor at Cincinnati's WKRC-TV and is in his fourth season in the preseason play-by-play role. He has previously served as play-by-play voice on Bengals radio. Munoz, the Bengals' Hall of Fame offensive tackle, is in his 17th season as preseason analyst. Valpredo has worked as a sports anchor in Columbus, Ohio, and is currently a broadcast journalist in Los Angeles. He is in his 10th season in the sideline reporter role.

## WEEKLY TELEVISION SHOW

The Bengals produce a weekly television show — Bengals Weekly with Marvin Lewis, presented by Time Warner Cable and hosted by Dan Hoard and Dave Lapham — that will air every Sunday morning during the 2014 NFL regular

season at 11:30 a.m. on WKRC-TV (Ch. 12) in Cincinnati.

The show also will air on Sundays at 11:30 a.m. on WRGT-TV (FOX Ch. 45) in Dayton and at 2:30 a.m. on WTTE-TV (FOX Ch. 28) in Columbus.



# BENGALS IN THE COMMUNITY

## REACHING OUT TO HELP OTHERS

Sports teams and their hometowns are inextricably woven together, and sports towns expect their teams to be active in the community.

The Bengals are keenly aware of this responsibility, and the club generates more than \$1 million each year for the community. This includes direct Bengals corporate contributions, NFL Charities, and other efforts with business partners.

In terms of direct financial giving, the Bengals have donated more than \$2.5 million to charity over the past five years. In terms of "how" the Club operates its philanthropy, the answer is that the Club has chosen to quietly "cast a broad net" and has chosen to support many charities already doing great work in Cincinnati.

Rather than create a new charitable entity, the Bengals have chosen to fit into the existing fabric of the area.

"That's just the way it grew over the years," said Bengals president Mike Brown. "We believe it's a good way. We have chosen not to create another level of infrastructure, running funds through a team-controlled third party, but rather to steer those funds directly to agencies we trust to do a great job."

Examples include:

- United Way of Greater Cincinnati
- Cincinnati Children's Hospital Medical Center
- Marvin Lewis Community Fund
- National Underground Railroad Freedom Center
- Cincinnati Parks Foundation
- Working in Neighborhoods
- Cincinnati Art Museum/ArtsWave
- Athletes in Action
- Boys & Girls Clubs
- Downtown Cincinnati, Inc.
- Catholic Inner-City Schools Education Fund
- Cincinnati Zoo
- YMCA
- Local high school football programs every year through the annual Paul Brown Excellence In Coaching Award grant (Tom Crosby of Mariemont High School received the award in 2013).
- Salvation Army
- Tri-State Warbird Museum



United Way heads the list above, due to its own "broad net" of community involvement.

"The Bengals have been strong partners with United Way of Greater Cincinnati for many years," said Rob Reifsnnyder, the organization's president. "This support is through initiatives that come as a result of the decades-old NFL-United Way national partnership, and also through the team's financial aid, with efforts such as the sports team license plates that the Bengals initiated. We are very appreciative of the Bengals' involvement."

In the case of the highly successful Marvin Lewis Community Fund, team personnel work extensively with MLCF staff, and the

team contributes vital resources in both cash contributions and facility use.

"Without the support of Bengals ownership, we simply could not do all the things we do," said Lewis. "We launched the MLCF with assurance from the team that it was 'all-in' with our mission, and the results have been all that we had hoped for and more. Our staff and the Bengals staff have made a great team, a winning team for the community."

Since its inception in 2003, the MLCF has raised more than \$8 million, benefitting various causes and touching the lives of more than 500,000 individuals. In 2013, 90 cents of every dollar raised was reinvested in the community.

The Bengals participate in the NFL's youth field development program and have donated more than \$1.4 million to local high schools for football fields.

In partnership with the team concessionaire, Aramark, the Bengals have developed a program in which local charities can work concession stands at home games and receive part of the profit. In total, local charities receive over \$500,000 annually in donations to use with their missions.

The Bengals also partner with key local not-for-profits to generate tremendous support for those organizations by hosting and sponsoring events, such as:

- The "Taste of the NFL" program in partnership with the Freestore Foodbank raises more than \$100,000 annually and provided over 400,000 meals in the area last year. For the last 16 years, the Bengals have worked with the Freestore Foodbank to collect canned goods every fall — thousands of pounds of food and thousands of dollars are contributed annually through this effort.

"The Bengals are one of our largest partners," said Kurt Reiber, president of the Freestore Foodbank, "and the team's support allows us to reach a great spectrum of potential donors we otherwise would not reach. We always have a great response from the Bengals and their fans. Our Taste of the NFL event is one





of our largest single-day fundraisers."

- The Bengals partner with the Hoxworth Blood Center and host one of the area's largest and most successful blood drives every year at Paul Brown Stadium.

- For many years, the Bengals have sponsored and hosted the Queen City Chess Tournament at Paul Brown Stadium to support inner city outreach efforts in partnership with ProScan and the Cris Collinsworth Foundation.

- The Bengals were a prime mover in developing Ohio's team-branded license plate program, working with state officials. Through this program the Bengals have directed hundreds of thousands of dollars in new funding to the United Way and the Greater Cincinnati Sports Corporation.



- At home games, the Bengals create a platform for fans to support the Salvation Army — into which the Bengals donate thousands each year.

- For the past 16 years, the Bengals have partnered with the U.S. Marine Corps Reserves for the "Toys for Tots" program, and over the

years, this program has raised more than \$230,000 and delivered more than 38,000 toys to needy kids.

- A league-wide Coach of the Week program that is designed to give the recognition that high school football coaches deserve for molding the lives of young adults. Each winner's school receives a \$1000 donation to the school's football program.

- Bengals players have enthusiastically supported the NFL's Play 60 program that encourages kids to enjoy at least 60 minutes of vigorous outdoor activity per day, and also to adopt a proper diet. Some Bengals players have reached the 15-20 range in number of school visits.

Beyond what the team and Coach Lewis does, there are substantial efforts undertaken by players, assistant coaches, and alumni to give back to the community.



These range from the long-established Anthony Munoz Foundation to the recently formed Andy & Jordan Dalton Foundation. Another stalwart in community work is Doug Pelfrey's Kicks for Kids.

Foundations have also been established by a number of other current players. The list includes Giovanni Bernard, Carlos Dunlap, Leon Hall, Terence Newman, Domata Peko, Andre Smith and Andrew Whitworth. These player efforts provide meaningful help to many areas of need in our community.

The Bengals participate in Hometown Huddle, an NFL/United Way program under which teams select a day each year for hands-on work with a community improvement project. Last year, Bengals players, coaches and staff contributed to the construction of a playground and a community garden at the LeBlond RecPlex in Cincinnati's East End community.

Also, the team's player relations department coordinates visits by players year-round to schools, hospitals and other community sites. The team has averaged 250-300 individual player appearances per year.

The list of charities touched by the Bengals numbers more than 100, and it would be hard for fans not have their lives touched by an organization supported by the Bengals. Every level of the organization — from players to owners to coaches to staff — is involved in the effort.



# TEAM DIRECTORY

2014

## ADMINISTRATION

**President**  
Mike Brown

**Senior Vice President — Player Personnel**  
Pete Brown

**Executive Vice President**  
Katie Blackburn

**Vice President — Player Personnel**  
Paul Brown

**Vice President**  
John Sawyer

**Vice President**  
Troy Blackburn

**Administration Assistant**  
Jan Sutton

## BUSINESS AFFAIRS

**Business Manager**  
Bill Connelly

**Director of Business Development**  
Bob Bedinghaus

**Director of Security**  
Rusty Guy

**Business Assistant**  
Terri Stewart

**Receptionist**  
Kelly Masters

## FINANCE

**Chief Financial Officer**  
Bill Scanlon

**Controller**  
Johanna Kappner

**Accountant**  
Keith Theissen

## SALES/MARKETING/BROADCASTING

**Director of Corporate Sales, Marketing and Broadcasting**  
Brian Sells

**Senior Corporate Sales Managers**  
Ryan Holmes, Pat Nieser, Tom Severino, Matt Sikich

**Client Services Manager**  
Jamie Berkley

**Corporate Sales Coordinators**  
Kristen Ridener, Julianne Smith

## TICKETS

**Director of Sales and Public Affairs**  
Jeff Berding

**Ticket Manager**  
Tim Kelly

**Ticket Sales Manager**  
Andrew Brown

**Premium Services Manager**  
Kate Lackey

**Premium Seating Account Executive**  
Mark Bloom

**Ticket Operations**  
Barry Katz, Erin Magness, Bob Mullen

**Ticket Sales Executives**  
Stephon Burton, Kostas Koyfis, David Stewart, J.T. Torbeck

## MERCHANDISE

**Merchandise Manager**  
Monty Montague

**Pro Shop Manager**  
Steve Wolf

**Warehouse Manager**  
Ron Runk

## PAUL BROWN STADIUM

**Managing Director**  
Eric Brown

**JungleVision Producer**  
Scott Simpson

**Events Coordinator**  
Alex Simons

## TECHNOLOGY

**Directors of Technology**  
Michael Kayes, Jo Ann Ralstin

**Manager of Web Site and Graphic Design**  
Darius Howard

**Manager of New Digital Production and Social Media**  
Steven Hudry

## COMMUNICATIONS

**Public Relations Director**  
Jack Brennan

**Assistant Public Relations Director**  
PJ Combs

**Public Relations Assistant**  
Inky Moore

**Bengals.com Editor**  
Geoff Hobson

## PLAYER PERSONNEL

**Director of Player Personnel**  
Duke Tobin

**Scouts**  
Robert Livingston, Steven Radicevic, Greg Seamon, Bill Tobin

**Scouting Consultant**  
John Cooper

**Personnel Assistant**  
Debbie LaRocco

## FOOTBALL STAFF

**Director of Player Relations**  
Eric Ball

**Head Certified Athletic Trainer**  
Paul Sparling

**Director of Rehabilitation/Assistant Certified Athletic Trainer**  
Nick Cosgray

**Assistant Certified Athletic Trainers**  
Keith Justice, Dan Willen

**Equipment Manager**  
Jeff Brickner

**Assistant Equipment Manager**  
Adam Knollman

**Video Director**  
Travis Brammer

**Assistant Video Director**  
Kent Stearman

**Assistants to the Coaching Staff**  
Jamie Janette, Sandy Schick

## COACHING STAFF

**Head Coach**  
Marvin Lewis

———— ASSISTANTS ————

**Assistant Head Coach/Offensive Line**  
Paul Alexander

**Linebackers**  
Matt Burke

**Offensive Assistant/Quality Control**  
Brian Braswell

**Defensive Backs**  
Mark Carrier

**Running backs**  
Kyle Caskey

**Assistant Special Teams/Quality Control**  
Brayden Coombs

**Assistant Strength and Conditioning**  
Jeff Friday

**Defensive Coordinator**  
Paul Guenther

**Defensive Line**  
Jay Hayes

**Tight Ends**  
Jonathan Hayes

**Offensive Coordinator**  
Hue Jackson

**Defensive backs**  
Vance Joseph

**Defensive Assistant/Quality Control**  
Marcus Lewis

**Assistant Linebackers/Quality Control**  
David Lippincott

**Strength and Conditioning**  
Chip Morton

**Special Teams Coordinator**  
Darrin Simmons

**Wide Receivers**  
James Urban

**Quarterbacks**  
Ken Zampese

## TEAM SUPPORT

**Team Physicians**  
Matthew Busam, Marc T. Galloway, Ed Jung, Gerard Kortekamp, Kevin Reilly

**Coaching Consultant**  
Bob Bratkowski, Jim McNally

**Strength and Conditioning fellows**  
Devin DuBose, Jesse Wang

**Equipment**  
Austin Kucera

**Video**  
Alex Meisch, Corey Oxley

**Public Relations**  
Brett Jager

**Scouting**  
Earl Biederman

**Football IT Consultant**  
Geoff Smith

**Cheerleader Coordinator**  
Charlotte Simons

**JungleVision**  
David Ashbrock, Tony Giordullo, Russ Jenisch, Kent Weaver

**Game Program/Game Statistics**  
Jon Braude

**Photographer**  
Greg Rust

**Stadium Public Address Announcers**  
Bob Kinder, Tom Kinder Jr.

**Press Box Public Address Announcer**  
John Olberding



## COACHING STAFF

### MARVIN LEWIS HEAD COACH



Marvin Lewis in 2014 extends his Bengals-record head coaching tenure to 12 seasons. He has led his team to the postseason in four of the last five years, including three straight. The Bengals are one of only five NFL teams to be in the playoffs every year since 2011, and they are one of only six clubs to qualify as many as four times in five years.

In total, Lewis has coached five Bengals playoff teams, also a franchise record. Paul Brown is second in the category, with three.

Lewis opens the 2014 season with 90 career victories, the most in Bengals history by a margin of 26 wins over Sam Wyche (64). Lewis' record is 90-85-1 in the regular season and 90-90-1 including postseason.

The Bengals went 11-5 in the 2013 regular season and won the AFC North Division championship by two games over Baltimore and Pittsburgh. The campaign ended in abrupt disappointment, however, as Cincinnati lost at home to underdog San Diego in the first round of the playoffs.

"Obviously, we can't wait for 2014 to get started," Lewis says. "We have a bad taste in our mouths from the playoff game, and the only way to get rid of it is to start working and winning again. We have a lot of positives to build on. This team knows that week in and week out, we can play with the best teams, and there's no reason we can't do it in the playoffs, too. We have to be a team on a mission."

In 2013, the Bengals ranked in the NFL's top 10 in scoring (tied for sixth), scoring defense (tied for fifth), net offense (10th) and net defense (third). QB Andy Dalton and WR A.J. Green, each in only his third NFL season, continued to add entries to the team record book, including Dalton marks for passing yards (4293) and TD passes (33) in a season. The defense's No 3 finish in net yards tied the second-best performance in franchise history, and young defensive stars returning will include All-Pro DT Geno Atkins and Pro Bowl LB Vontaze Burfict, as well as playmaking DE Carlos Dunlap.

Lewis got a rare coaching-tree compliment after the 2013 season when his offensive and defensive coordinators, Jay Gruden and Mike Zimmer, both moved on to head coaching jobs. Gruden was hired by Washington and Zimmer by Minnesota. The Bengals quickly filled the vacancies from within Lewis' deep staff, promoting former Raiders head coach Hue Jackson to offensive coordinator and Zimmer protégé Paul Guenther to the defensive coordinator position.

Lewis' 12-season total as Bengals head coach is four more than the second-place total of eight shared by Wyche and Paul Brown. Lewis is second in the NFL in longest current tenure with one team, trailing only Bill Belichick, who is in

his 15th straight season with New England. In the category of most seasons as head coach with one or more teams, Lewis in 2014 ranks sixth among active coaches, behind Belichick (20th season in 2014), Jeff Fisher (20), Tom Coughlin (19), Andy Reid (16) and John Fox (13).

Last year's division title was Cincinnati's third in the Lewis era. Lewis was the consensus choice as NFL Coach of the Year in 2009, when the Bengals won the title while sweeping all six division games. The Bengals were AFC North champions under Lewis also in 2005.

Named the ninth head coach in Bengals history on Jan. 14, 2003, Lewis started quickly. His '03 club finished 8-8, six games better than the '02 club, good for the biggest improvement in the NFL.

Lewis came to the Bengals with credentials as a record-setting NFL defensive coordinator, having played a huge role in a championship season. His six seasons (1996-2001) as Baltimore Ravens coordinator included a Super Bowl victory in 2000, when his defense set the NFL record for fewest points allowed in a 16-game campaign (165). That team clipped 22 points off the previous mark. The 2000 Ravens are always an entry in discussions regarding the best NFL defensive units of all time.



In 2002, the season before he joined the Bengals, Lewis led the Washington Redskins to a No. 5 NFL defensive ranking, serving as assistant head coach as well as defensive coordinator.

He had his first NFL assignment from 1992-95, as linebackers coach for the Pittsburgh Steelers. He aided the development of four Pro Bowl players — Kevin Greene, Chad Brown, Levon Kirkland and Greg Lloyd.

Lewis began his coaching career as linebackers coach at his alma mater Idaho State from 1981-84. ISU's team (also nicknamed the Bengals) finished 12-1 in Lewis' first season there and won the NCAA Division 1-AA championship.

Lewis played LB at Idaho State, earning All-Big Sky Conference honors for three consecutive years (1978-80). He also saw action at quarterback and free safety during his college career. He received his bachelor's degree in physical education from Idaho State in 1981, and earned his master's in athletic administration in '82. He was inducted into Idaho State's Hall of Fame in 2001.

Born Sept. 23, 1958, Lewis attended Fort Cherry High School in McDonald, Pa. (near Pittsburgh), where he was an all-conference quarterback and safety. He also earned high school letters in wrestling and baseball. He and his

wife, Peggy, have a daughter, Whitney, and a son, Marcus. Marcus Lewis has joined the Bengals' coaching staff for 2014.

**Playing and coaching history:** **1978-80**—Played linebacker, quarterback and safety, Idaho State. **1981-84**—Assistant coach (AC), Idaho State. **1985-86**—AC, Long Beach State. **1987-89**—AC, New Mexico. **1990-91**—AC, University of Pittsburgh. **1992-95**—AC, Pittsburgh Steelers. **1996-2001**—Defensive coordinator, Baltimore Ravens. **2002**—Assistant head coach/defensive coordinator, Washington Redskins. **2003-present**—Head coach, Cincinnati Bengals.

**PAUL ALEXANDER**  
**ASSISTANT HEAD COACH/  
OFFENSIVE LINE**



Paul Alexander is in his 20th straight season as Bengals offensive line coach, and he is also the team's assistant head coach, having added that designation in 2003, when Marvin Lewis took over as head coach. He has 21 seasons overall with Cincinnati, having opened his tenure with one season as tight ends coach. His 21 seasons as a position coach are second-most in Bengals history, behind only Jim Anderson, who logged 29 seasons (1984-2012) as running backs coach.

Injuries kept Alexander busy with lineup shuffles in 2013, but the line delivered consistent quality play, helping lead Cincinnati to NFL rankings of third in fewest sacks allowed (29) and tied for sixth in scoring (26.9). Only Denver (20) and Detroit (23) allowed fewer sacks. The Bengals ranked 10th in net yards per game (368.4).

The highlight adjustment by the line last season came after starting LG Clint Boling suffered a season-ending knee injury on Dec. 1 at San Diego. The line did not miss a beat as LOT Andrew Whitworth finished the season at LG, with Anthony Collins taking over at LOT. Also in the second half of last season, when starting RG Kevin Zeitler missed time with a knee injury, Alexander had a capable replacement prepared in veteran Mike Pollak.

The Bengals have been in the NFL's top 10 in fewest sacks allowed in three of the last four seasons. Twice previous to that, Alexander's lines have led the Bengals to franchise records for fewest sacks allowed. Cincinnati posted a new best in the division championship season of 2005 with 21 sacks allowed, and that mark was bettered in 2007, with only 17 sacks surrendered.

Alexander lines have supported a 1000-yard individual rushing season 13 times. HB BenJarvus Green-Ellis was the last to do it, posting a career-best 1094 yards in 2012, his first season with Cincinnati. Other Bengals backs to post 1000-yard years behind an Alexander line have been Corey Dillon (six times), Rudi Johnson (three times) and Cedric Benson (three times).

In 2013, the offensive plan called for the hard-driving Green-Ellis to share carries with elusive rookie Giovani Bernard, and the line supported both styles as Green-Ellis rushed for 756 yards while Bernard had 695. Bernard's total was the most by a No. 2 Bengals rusher since the Super Bowl season of 1988, when James Brooks had 931 to complement Ickey Woods' 1066.

On Oct. 22, 2000, Alexander's line shared the glory of a 278-yard rushing game by Corey Dillon vs. Denver. It was an NFL record at the time, and it still stands fourth in league annals entering the 2014 season. The Bengals' 407 total rushing yards in that game ranks as the fifth-highest single-game total in NFL history, and as the most rushing yards in 62 years. The last team to top it was the N.Y. Giants, who gained 423 against Baltimore in 1950.

Alexander began his NFL coaching career in 1992 as tight ends coach of the N.Y. Jets, under head coach Bruce Coslet. In the college ranks, he coached under Joe Paterno at Penn State and Bo Schembechler at Michigan.


Alexander's birthdate is Feb. 12, 1960. He's a native of Rochester, N.Y., where he attended Cardinal Mooney High School. He played football and was an Academic All-American at Cortland State (N.Y.), and he holds a master's degree in exercise physiology from Penn State. In 2012, he was inducted into the Cortland State Athletic Hall of Fame. Off the field, he is actively involved with the Boy Scouts and high school linemen camps.

Alexander is also a pianist, and in 2011 he authored a well-received book — "Perform" — linking the mentality and training techniques of top athletes and musicians.

He and his wife, Kathy, have three daughters — Mary Beth, Carolyn and Emily.

**Playing and coaching history:** **1979-81**—Played offensive tackle, Cortland State. **1983-84**—Graduate assistant, Penn State. **1985-86**—Graduate assistant, Michigan. **1987-91**—Assistant coach (AC), Central Michigan. **1992-93**—AC, N.Y. Jets. **1994-2002**—AC, Bengals. **2003-present**—Assistant head coach/offensive line coach, Cincinnati Bengals.

**BRIAN BRASWELL**  
**OFFENSIVE ASSISTANT/  
QUALITY CONTROL**



Brian Braswell joins the Bengals in 2014 for his first full-time position on an NFL coaching staff. He will serve as Offensive Assistant/Quality Control coach.

Braswell will work closely with Assistant Head Coach/Offensive Line coach Paul Alexander, both on the practice field and in meetings, and he will also handle other game preparation duties.

Braswell coached from 2005-13 at Morehouse College, an NCAA Division II school in Atlanta, Ga. For the last six seasons (2008-13), he served as offensive line coach and run game coordinator. He also coached

the field goal and extra point teams, and he developed and installed strength programs for athletes at the school.

Braswell has two NFL stints on his resume, having done spring/summer work with the Pittsburgh Steelers in 2010 and the Bengals in 2013, both times as part of the NFL's Bill Walsh Minority Internship coaching program.

"Brian is an energetic guy who finds ways to contribute, and we're happy to add him on for 2014," said Bengals head coach Marvin Lewis. "We were very impressed with the work he put in for us in the offseason and training camp last year."

Under Braswell's direction, Morehouse's rushing game finished second in NCAA Division II in net yards in 2013, and the line led pass protection that gave up the fewest sacks in the Southern Intercollegiate Athletic Conference.


Morehouse RB David Carter closed his career in 2012 with a school record for career TDs. Carter set the school's individual rushing yards record in 2010 and re-set the mark in '12.

Braswell, 32, is from College Park, Ga., in Greater Atlanta. He played center and tackle at Hampton (Va.) University. He earned a management degree from Hampton and is working on a master's degree in special education. His wife, Sarah, hails from Sterling, Va.

**Playing and coaching history:** **2000-04**—Played center and offensive tackle, Hampton. **2005-13**—Assistant coach (AC), Morehouse College. **2014**—AC, Cincinnati Bengals.



## MATT BURKE LINEBACKERS



Matt Burke joins the Bengals for 2014 as linebackers coach, bringing 10 seasons of NFL experience that include the last five as linebackers coach for the Detroit Lions.

Burke, 37, helped lead a Lions defense that ranked sixth in the NFL against the run in 2013. He was instrumental in the development of LBs Stephen Tulloch and DeAndre Levy at Detroit. Both players joined the Lions during his tenure.

Levy tied for second in the NFL last season in INTs with six, becoming only the third LB in Lions history with six or more and the first since Joe Schmidt in 1958.

The 2013 Lions defense led the NFL in lowest opponent third-down conversion rate (30.3 percent, 64-of-211) and finished second in lowest red-zone TD percentage (38.1). Detroit had a streak last season of 37 consecutive quarters without allowing a rushing TD, breaking a club record of 35 that had stood since 1934. The Lions also became the first NFL team since 1933 to allow 62 or fewer rushing yards in six straight games with no rushing TDs allowed.

"We're fortunate to get a coach of Matt's quality and experience to move into this spot," said Bengals head coach Marvin Lewis, who promoted LBs coach Paul Guenther to defensive coordinator for 2014. "Matt has come up under the system of Jim Schwartz, starting with Jim at Tennessee (Titans) and then moving on when Jim got the head coaching job at Detroit. He was one of Jim's hand-picked guys, and I think most people know how much I respect Jim as a friend and colleague."

"Matt did great work with developing the young linebackers at Detroit, and he brings ideas and perspective from another system, which is something great for us to have as a staff."

Prior to joining the Lions, Burke spent five seasons on the Titans coaching staff, working as an administrative assistant and defensive assistant. He was a defensive assistant working primarily with linebackers when the Titans posted an NFL-best 13-3 record in 2008.

"It's a great opportunity to come and work with one of the NFL's best defenses," Burke said, "and I look forward to getting to know our players and establish communication with them. It's great to be able to work with Marvin. Jim (Schwartz) feels the same way about Marvin as Marvin does about him, so I think everyone felt it was a good fit all around."

Burke coached three seasons in the college ranks before entering the NFL.

A native of Hudson, Mass., Burke played safety at Dartmouth. He was part of an undefeated Ivy League championship team in 1996.

**Playing and coaching history:** **1994-97**—Played safety, Dartmouth. **1998-99**—Assistant coach (AC), Bridgton (Maine) Academy. **2000-02**—Graduate assistant, Boston College. **2003**—AC, Harvard. **2004-05**—Administrative assistant, Tennessee Titans. **2006-08**—AC, Tennessee Titans. **2009-13**—AC, Detroit Lions. **2014**—AC, Cincinnati Bengals.

## MARK CARRIER DEFENSIVE BACKS



Mark Carrier, a three-time Pro Bowl selection as an NFL safety, is in his third season coaching Bengals defensive backs. In 2013, his unit helped lead the Bengals to NFL rankings of third in net defense (305.5), fifth in net pass defense (209.0), tied for fifth in scoring defense (19.1) tied for ninth in lowest opponent completion percentage (59.0).

Handling the largest position group on the team, Carrier in 2014 will be joined in the DBs position coach role by Vance Joseph, DBs coach the last three seasons for Houston.

Carrier's group made its contributions to the Bengals' high 2013 rankings despite significant injuries at the cornerback position. Leon Hall, a team leader as well as a top player, was lost for the season to an Achilles tendon injury on Oct. 20 at Detroit, and the other veteran starter, Terence Newman, missed the last three games and the Wild Card playoff due to a knee injury. Veteran Adam Jones did mainstay work replacing Hall, and second-year pro Dre Kirkpatrick moved in capably to replace Newman.

In 2012, Carrier's unit helped lead the Bengals to a No. 7 NFL rank in fewest passing yards allowed (212.5 per game) and to a No. 6 rank in total defense (319.7). The Bengals fielded a particularly effective air defense in the end zone, as their 16 TD passes allowed ranked tied for fourth in the NFL and was Cincinnati's fewest since 1984 (15).

Carrier is in his ninth year as an NFL position coach. He spent two seasons (2010-11) as defensive line coach for the N.Y. Jets and was defensive backs coach for the Baltimore Ravens from 2006-09.

In 2011, Carrier's defensive line helped the Jets finish fifth in the NFL in fewest yards allowed per game (312.1), fifth in fewest yards allowed per play (5.0) and seventh in fewest yards allowed per rushing play (3.9).

During Carrier's term as defensive backs coach in Baltimore, the Ravens had the NFL's second-most INTs (93), with S Ed Reed performing as one of the league's premier players. Reed earned Pro Bowl selections in each of his four years playing under Carrier.

As a player, Carrier was a standout safety over 11 seasons for Chicago, Detroit and Washington, earning three Pro Bowl selections. He was an NFL Defensive Rookie of the Year selection in 1990, when Chicago made him the sixth overall pick in the draft. He also went to the Pro Bowl with the Bears after the 1991 and '93 seasons, and he opened his career by playing in 108 consecutive games, not missing a contest due to injury until his seventh campaign.

As a Detroit player, Carrier twice received the team's Joe Schmidt Leadership Award, named for the Lions' Hall of Fame linebacker.

He finished his NFL career with 168 games played, 164 starts, 32 INTs, 111 passes defended, 16 forced fumbles, eight fumble recoveries and 556 tackles.

He played in college at Southern California and won the 1989 Jim Thorpe Award, given annually to the player voted the nation's top defensive back.

Carrier's hometown is Lake Charles, La. He and his wife, Andrea, have a son (Mac) and a daughter (Lexi). Mark established the MacKids Foundation in honor of his son, to raise money for causes including disaster relief.

In 2001 and '02, before beginning his career in coaching, he worked as a full-time sports commentator with various radio and TV outlets, including a role as co-host of the pregame and postgame shows on the USC Football Radio Network. He prepped for his media work by serving in a part-time role during his playing career as an on-air personality with two Chicago television stations.

**Playing and coaching history:** **1987-89**—Played safety, Southern California. **1990-96**—Played safety, Chicago Bears. **1997-99**—Played safety, Detroit Lions. **2000**—Played safety, Washington Redskins. **2003**—Assistant coach (AC), Brophy College Prep (Phoenix, Ariz.). **2004-05**—AC, Arizona State. **2006-09**—AC, Baltimore Ravens. **2010-11**—AC, N.Y. Jets. **2012-present**—AC, Cincinnati Bengals.

**KYLE CASKEY**  
**RUNNING BACKS**



Kyle Caskey is in his fifth season on the Bengals coaching staff, and for 2014 he has been promoted to a position coach role, taking over direction of Cincinnati's running backs. Caskey worked his first two Bengals seasons in the offensive quality control area, and for the last two campaigns he added the designation of assistant offensive line coach.

"Kyle has worked closely with our coordinators the last few seasons," said head coach Marvin Lewis, "and with (OL coach) Paul Alexander, he's done a lot of direct work with our offensive line. He's been in the staff meetings with the running back coaches (Jim Anderson from 2010-12 and Hue Jackson in 2013). It's all been part of the evolution of a bright young coach, and the time comes when the opportunity's there to become a position coach on your own. That's where we are with Kyle, and it's great again that we have the person in-house to promote from within."

In 2013, Caskey helped direct an offensive line which delivered consistent quality play despite significant injury-related shuffles. Cincinnati posted NFL rankings of third in fewest sacks allowed (29) and tied for sixth in scoring (26.9). Only Denver (20) and Detroit (23) allowed fewer sacks. The Bengals ranked 10th in net yards per game (368.4) and eighth in net passing yards per game (258.7).

The highlight adjustment by the line last season came after starting LG Clint Boling suffered a season-ending knee injury on Dec. 1 at San Diego. The line did not miss a beat as LOT Andrew Whitworth finished the season at LG, with Anthony Collins taking over at LOT. Also in the second half of last season, when starting RG Kevin Zeitler missed time with a knee injury, Alexander and Caskey had a capable replacement prepared in veteran Mike Pollak.

In 2012, Caskey did the bulk of the scouting work prior to the signing of college free agent Trevor Robinson, and Robinson turned in one of the better performances in recent Bengals history by a rookie CFA, playing 13 games with seven starts for a playoff qualifying team.

Caskey came to Cincinnati from the University of Mississippi, where he served in 2009 as a defensive assistant working with safeties and quality control. In addition to his on-field work, he handled all opponent offensive breakdowns and scouting report materials.

Caskey entered college coaching in 2004 at Louisiana-Monroe as a graduate assistant. He coached safeties in 2004 and linebackers in '05. In 2005, the Warhawks were Sun Belt Conference co-champions.

From 2006-08, Caskey was at Indiana State. In 2008, he coached the TEs and RBs while also serving as recruiting coordinator. The '08 ISU recruit class was ranked seventh among NCAA FCS teams by Rivals.com. He was TE/WRs coach at Indiana State in 2006, and was defensive line coach/recruiting coordinator in '07.


He has earned a bachelor's degree in industrial distribution from Texas A&M, and he holds master's degrees from both A&M (agribusiness) and Louisiana-Monroe (instructional technology).

Caskey is married (wife Kayla), and his hometown is Daingerfield, Texas. He played tight end at Texas A&M in 1997-98, and while he was on the team, the Aggies won a Big 12 championship (1998) and played in the Cotton and Sugar bowls.

He was a four-year Aggie letterman in track and field from 1999-2002, including 2000 All-Big 12 honors in the discus. He earned Big 12 All-Academic honors three times — in 2000, '01 and '02.

**Playing and coaching history: 1997-98**—Played tight end, Texas A&M. **2004-05**—Graduate assistant, Louisiana-Monroe. **2006-08**—Assistant coach (AC), Indiana State. **2009**—AC, University of Mississippi. **2010-present**—AC, Cincinnati Bengals.

**BRAYDEN COOMBS**  
**ASSISTANT SPECIAL TEAMS/  
QUALITY CONTROL**



Brayden Coombs in 2014 is in his third season in a full staff position with the Bengals. For the second straight season, he will focus his work on special teams while maintaining quality control duties. He has also worked with wide receivers and will retain an on-field role in assisting with that position group.

His expanded role with special teams coordinator Darrin Simmons will continue to include being in full charge of selected meetings, and he will have a central role in game planning and film study. Last season's special teams performance included a No. 5 NFL ranking in kickoff returns (25.1-yard average), and the Bengals ranked third in the AFC in average drive start (23.2 yard-line).

Individual specialists continued to flourish with the Bengals in 2013:

- P Kevin Huber maintained his franchise career records in gross average, net average and ratio of inside-20 punts to touchbacks. Huber hit key late kicks in consecutive wins against New England, Buffalo and Detroit.
- Brandon Tate posted the second-best kickoff return average (26.1) in Bengals history and moved into the franchise's lead for career KOR average (24.8).
- K Mike Nugent delivered a solid season after missing the end of 2012 with an injury. Nugent hit game-winning FGs in consecutive games at Buffalo and Detroit, and he twice hit from 54 yards. Nugent was three-of-four overall on FG tries from 50 or more yards.
- LS Clark Harris continued his perfect career performance in avoiding any unplayable snaps.

Also last season, Coombs helped develop two rookies — S Shawn Williams and LB Jayson DiManche — into the team's 1-2 finishers in special teams tackles. And DE Carlos Dunlap blocked two FGs, the first Bengal with more than one blocked kick in a season since 1991.

Coombs has worked with Bengals flagship WR A.J. Green since Green's rookie season. Green has posted the second-most receiving yards (3833) of any NFL player in his first three seasons.

Coombs in 2012 aided in the development of a young and talented Bengals receiving corps, which on opening day averaged 23.5-years old. Six of the seven receivers who saw game action in '12 had less than three years of experience, as the receiving corps as a whole accounted for 220 receptions, 2712 yards and 22 TDs. Each of those numbers was up significantly from 2011 (183-2403-14).

Coombs first joined the Bengals in December of 2009 as a coaching intern, and was elevated to coaching assistant before the 2010 season. He spent 2010 working primarily with the defensive staff, focusing on the defensive backs and assisting with video breakdown and game-plan construction.

Coombs played collegiately at Miami (OH) from 2005-09, where he lettered four times. He spent two seasons as a DB, and then was switched to WR for his final three years. He set a school record for receptions in a game (14) in his final appearance as a senior, against Buffalo.

Coombs is a Cincinnati native and a graduate of Colerain High School. He earned a degree in business from Miami. His father, Kerry, is the cornerbacks coach at Ohio State.

**Playing and coaching history: 2005-09**—Played defensive back and wide receiver, Miami (Ohio). **2010-11**—Coaching assistant, Cincinnati Bengals. **2012-present**—Assistant coach, Cincinnati Bengals.



JEFF FRIDAY

ASSISTANT STRENGTH  
AND CONDITIONING



Jeff Friday is in his fifth season as Bengals assistant strength and conditioning coach. He is in his 17th NFL season, including nine seasons (1999-2007) as head S/C coach of the Baltimore Ravens.

His tenure with the Ravens included a Super Bowl championship in the 2000 season, when he was named Professional Strength and Conditioning Coach of the Year by a national vote of his peers.

In Cincinnati, Friday has been reunited with Chip Morton, Bengals head strength and conditioning coach since 2003. In Baltimore, Morton worked as an assistant under Friday from 1999-2001.

"Jeff has proven his ability at the NFL level and we are fortunate to have him on board," Morton said. "He knows how to manage and direct players. I've known Jeff since the mid-'90s and I have all the respect in the world for how he does the job."

Marvin Lewis, Bengals head coach, was defensive coordinator in Baltimore during Friday's first three seasons with the Ravens.

Friday began his coaching career in 1990-91 as a graduate assistant S/C coach at Illinois State. He was assistant S/C coach at Northwestern from 1992-95, and in '96, he entered the NFL as assistant S/C coach for the Minnesota Vikings. The Vikings made the playoffs in each of his three seasons.

In 2008, Friday started his own sports training business, and in '09, he was a consultant to the United Football League, supervising the league's strength and conditioning program and assisting in the hiring of head strength coaches.

Friday is a native of Milwaukee, Wis. He holds a bachelor's degree in physical education from the University of Wisconsin-Milwaukee and a master's degree in exercise science from Illinois State.


He holds numerous professional certifications, including: Certified Strength and Conditioning Specialist by the National Strength and Conditioning Association, Certified Level 1 Strength Coach by the United States Weightlifting Federation, Certified Practitioner by the National Board for Therapeutic Massage & Bodywork, Certified Active Release Technique (ART) Provider, and Functional Movement Screen (FMS) Certified Specialist.

Jeff and his wife, Jennifer, have two children — daughter Hailey and son Aidan.

**Coaching history:** 1990-91—Graduate assistant, Illinois State. 1992-95—Assistant strength and conditioning (S/C) coach, Northwestern. 1996-98—Assistant S/C coach, Minnesota Vikings. 1999-2007—Head S/C coach, Baltimore Ravens. 2009—Coaching consultant, United Football League. 2010-present—Assistant S/C coach, Cincinnati Bengals.

PAUL GUENTHER

DEFENSIVE COORDINATOR



Paul Guenther, entering his 12th season as an NFL coach and his 10th with the Bengals, assumes the position of defensive coordinator for 2014. Guenther spent the last two seasons as Bengals linebackers coach, overseeing the rapid development of a number of young players, including 2013 season Pro Bowl selection Vontaze Burfict.

Guenther replaces Mike Zimmer, who left the staff to become head coach of the Minnesota Vikings. Guenther worked as a key aide to Zimmer in the design of defenses that helped lead the Bengals to the playoffs

four of the last five years. In 2013, as the Bengals finished 11-5 to win the AFC North Division championship, the defense ranked first in the AFC and third in the NFL in fewest yards allowed (305.5), despite suffering significant major injuries. The Bengals ranked tied for fifth in the NFL in fewest points allowed (19.1).

In 2012, the Bengals ranked sixth in net defense and eighth in scoring defense.

"Paul has been Zim's right-hand man the last few years, so we're moving in the direction of keeping a good thing going with our defense," said Bengals head coach Marvin Lewis. "He knows what we do and how we do it, and he had a hand in creating it. Paul and I have been mostly together since when we were both on the Redskins staff (in 2002). I've seen him grow over the years and really have sort of been grooming him for this kind of opportunity."

Guenther's premier player project has been Burfict, who joined the Bengals from the college free agent ranks in 2012, Guenther's first season as LBs coach. Burfict has been one of the NFL's most prolific tacklers in each of his two seasons and was in last season's Pro Bowl after leading the team with 204 tackles.

Also in 2013, the Bengals saw the strong emergence of third-year LB Vincent Rey, another original college free agent signee. Guenther meanwhile oversaw an improved 2013 performance from starting MLB Rey Maualuga, a fifth-year player, and Guenther worked well with five-time Pro Bowler James Harrison, who had a productive season at age 35 after joining the Bengals as a free agent.

"I'm obviously very excited about this opportunity," Guenther said. "I like the players we have and what we've already done to get a good defensive team in place. I'm looking forward to working with all of them, in a new role for me, and continuing to improve us and make us better."

In his debut as LBs coach, in 2012, Guenther directed a unit that helped produce a No. 6 NFL ranking in fewest yards allowed per game (319.7). The Bengals were eighth in the NFL in scoring defense (20.0).

Guenther faced an early challenge in 2012 when veteran Thomas Howard, the starting WLB, was lost for the season to a knee injury in practice the week following the season opener. But the cloud had a silver lining, as the opportunity was presented for Guenther to help Burfict become arguably the most pleasant surprise of the season.

Guenther held dual roles on the staff from 2006-11, assisting on special teams in all those seasons while also working with a position group. He worked five years with linebackers and one year with defensive backs.

Guenther (pronounced "GUN-thur") entered the NFL as an offensive assistant with the Washington Redskins for 2002 and '03. Bengals head coach Marvin Lewis was one of his associates in 2002, serving as Redskins assistant head coach/defensive coordinator.

From 1997-2000, Guenther was head coach at Ursinus College, an NCAA Division III school in Collegeville, Pa. He was the youngest head coach in college football in '97, at age 25, and he led the team to the playoffs in '99 and 2000.

Guenther was born Nov. 22, 1971. His hometown is Richboro, Pa. He played LB in college at Ursinus, setting a school career tackles record (355) while three times earning all-conference honors.

He received his undergraduate degree in communications from Ursinus in 1994, and a master's degree in sports administration from Western Maryland in '97.

**Playing and coaching history:** 1990-93—Played linebacker, Ursinus College. 1994-95—Assistant coach (AC), Western Maryland. 1996—AC, Ursinus. 1997—Defensive coordinator, Jacksonville University. 1997-2000—Head coach, Ursinus. 2002-03—AC, Washington Redskins. 2005-13—AC, Bengals. 2014—Defensive coordinator, Cincinnati Bengals.

**JAY HAYES**  
**DEFENSIVE LINE**



Jay Hayes, a 26-year veteran of major college and NFL coaching, is in his 12th season as Bengals defensive line coach in 2014. He has helped to draft and develop a line that has been widely rated in recent years as among the NFL's best.

All-Pro DT Geno Atkins, a steal in the fourth round of the 2010 draft, leads the way into 2014. He's working to achieve a full season of action after having his 2013 campaign cut short in late October by a serious knee injury. After Atkins left the lineup, he was capably replaced by second-year pro Brandon Thompson, who'll

push for more time in '14.

Just behind Atkins in the playmaker ratings is fifth-year DE Carlos Dunlap, signed in July of '13 to a long contract extension, and veteran NT Domata Peko has been a rock of consistency in Hayes' scheme. Last year's fourth d-line starter, DE Michael Johnson, departed via free agency, but Hayes has gotten great production the last two years from free agent pickup Wallace Gilberry, and DE Margus Hunt brings great promise into his second NFL season.

Hayes joined a select group of NFL position coaches in 2012, when three of his players won the league's AFC Defensive Player of the Week award. Since 1984, when AFC and NFC Defensive Player of the Week awards were begun, there had been only six previous instances of three different winners in one season from any position group on any NFL defense.

In 2012, the line accounted for 40 of the team's franchise-record total of 51 sacks, led by career-high totals from Atkins (12.5) and Johnson (11.5).

Last season, despite missed time by Atkins and a lower total from Johnson, the Bengals ranked 10th in the NFL in sacks (43), with the line delivering 32.5. The line helped the defense to a No. 3 NFL ranking in fewest yards allowed (305.5), including fifth against both the run and pass. The Bengals led the AFC in net defense, and they ranked tied for fifth in the NFL in fewest points allowed (19.1 per game).

Recent NFL trends have blurred the distinctions between starters and reserves on successful defensive lines, and Hayes in recent years has employed a strategy that, when at full strength, rotates seven to eight linemen in a game.

"It's my job to pick somebody to get a spark, so we can have chemistry and keep it running hot," Hayes says. "We want to get after people and not let them find room to breathe. If we can continue doing that, we can be successful."

Hayes came to the Bengals from the Minnesota Vikings, where he was special teams coach in 2002. The '02 Vikings tied for fifth in the NFL in punt coverage.

Hayes was special teams coach for the Pittsburgh Steelers from 1999-2001. In 1999, under Hayes' direction, Steelers rookie kicker Kris Brown set an NFL record for most consecutive FGs made to start a career (13).

Before entering the NFL coaching ranks with the Steelers, Hayes coached 11 years at the major college level — at Notre Dame, California and Wisconsin.

Hayes played DE at the University of Idaho and earned all-conference honors in 1980 and '81. He spent some time in NFL camps before moving on to play professionally in the United States Football League, for the Michigan Panthers in 1984 and the Memphis Showboats in '85.

Hayes' younger brother, Jonathan, is Bengals tight ends coach.

Hayes was born March 3, 1960 in Pittsburgh and attended South Fayette High School. He and his wife have three children. His son Jesse is a linebacker at Wisconsin, and his daughter Jazmin plays basketball at Lafayette College (Easton, Pa.).

**Playing and coaching history: 1978-81**—Played defensive end, Idaho. **1984**—Played defensive end, Michigan Panthers (USFL). **1985**—Played defensive end, Memphis Showboats (USFL). **1988-91**—Assistant coach (AC), Notre Dame. **1992-94**—AC, California. **1995-98**—AC, Wisconsin. **1999-2001**—AC, Pittsburgh Steelers. **2002**—AC, Minnesota Vikings. **2003-present**—AC, Cincinnati Bengals.

**JONATHAN HAYES**  
**TIGHT ENDS**



Jonathan Hayes, an NFL tight end for 12 seasons, returns in 2014 for his 12th year as Bengals tight ends coach.

Hayes has been entrusted with two first-round draft choices over the last four seasons, and in 2013, both Jermaine Gresham and Tyler Eifert were in the starting base offense, the first Bengals base to feature two tight ends.

The result? Gresham and Eifert combined for 85 catches for 903 yards and six TDs. Add in the contribution of veteran Alex Smith, and the Bengals' division title effort included 88 catches and 915 yards by TEs. The reception total was the most in Bengals history for the position, topping 84 in 1981, and the yardage total ranked third, behind only 1091 in '81 and 1012 in '84.

In 2013, Gresham just missed joining Hall of Famer Mike Ditka as the only NFL tight ends to catch 50 or more passes in each of their first four seasons. Gresham had 46 catches entering last year's season finale, but he was declared inactive to rehab a hamstring strain. (He returned to action the next week in the Wild Card playoff.) Gresham was named to the AFC Pro Bowl roster in 2011 and 2012. He is the first Bengals TE to log even as many as three consecutive seasons of 50 or more catches.

Eifert had 39 catches for 445 yards and two TDs in his rookie season, and even more is expected under Hayes' continued direction.

Over Hayes' tenure, his tight ends have contributed to run-blocking efforts that have produced seven 1000-yard rushers, including one each in four consecutive seasons from 2009-12. In 2013, the offensive plan called for the hard-driving BenJarvus Green-Ellis to share carries with elusive rookie Giovani Bernard, and the tight ends supported both styles as Green-Ellis rushed for 756 yards while Bernard had 695. Bernard's total was the most by a No. 2 Bengals rusher since the Super Bowl season of 1988, when James Brooks had 931 to complement Ickey Woods' 1066.

The tight ends under Hayes also have contributed to pass blocking efforts that twice helped Cincinnati set a club record for fewest sacks allowed. A record of 21 was set in 2005, and that mark was re-written at 17 in '07.

Prior to joining the Bengals, Hayes spent four years (1999-2002) at the University of Oklahoma as tight ends coach and special teams coordinator. He helped the Sooners to a four-year record of 44-9, including a 13-0 mark in 2000 for the NCAA championship.

Under Hayes' tutelage, tight end Trent Smith finished his Oklahoma career in 2002 as the school's No. 2 all-time receiver, with 148 catches. Also in 2002, Sooners special teams blocked seven kicks and had three punt returns for TDs.

Hayes began his NFL playing career in 1985 with the Kansas City Chiefs, as a second-round draft pick out of Iowa. He played for the Chiefs through 1993, serving as a team captain, and closed his NFL career with three seasons in Pittsburgh ('94-96). He had 153 career receptions for 1718 yards with 13 TDs.

He saw action in 184 NFL games with 122 starts, and he played all 16 games in each of his final six seasons. He played in three AFC Championship games and a Super Bowl (for Pittsburgh vs. Dallas in SB XXX).

At the University of Iowa, he earned first-team All-America honors as a senior TE and was a team captain. He holds a degree from Iowa in general studies.

Hayes' older brother, Jay, is Bengals defensive line coach.

Hayes' hometown is South Fayette, Pa. He attended South Fayette High School. He and his wife have four children.

**Playing and coaching history: 1981-84**—Played linebacker and tight end, Iowa. **1985-93**—Played tight end, Kansas City Chiefs. **1994-96**—Played tight end, Pittsburgh Steelers. **1999-2002**—Assistant coach (AC), Oklahoma. **2003-present**—AC, Cincinnati Bengals.



## HUE JACKSON OFFENSIVE COORDINATOR



Hue Jackson, whose previous 13 NFL seasons include a head coaching assignment and three offensive coordinator postings, will serve his first year as Bengals offensive coordinator in 2014.

Jackson replaces Jay Gruden, who was named head coach of the Washington Redskins after three seasons as Bengals coordinator. Jackson served in 2013 as Bengals running backs coach and as special assistant to head coach Marvin Lewis.

"I am very excited to move forward with Hue," Lewis said. "We are blessed to have a staff that allows us to promote from within. It keeps some of the continuity with our offensive team, yet we get new direction and fire from an aggressive and innovative coaching mind. Hue's expertise in all aspects of football and coaching is very wide. People in football know what kind of offensive mind Hue brings to a staff."

Jackson has previously served as offensive coordinator for the Washington Redskins, Atlanta Falcons and Oakland Raiders. He was promoted to head coach of the Raiders in 2011, leading a team that tied for the best record (8-8) in the AFC West Division but missed the postseason when it lost the division title via tiebreaker. The 8-8 record is tied for the best by any Raiders club since 2002.

Jackson returned to the Bengals for 2012, assisting position coaches that season with special teams and defensive backs. Jackson also had a Bengals stint from 2004-06, as wide receivers coach.

"It's an honor to be Bengals offensive coordinator, and to keep working with Marvin and Mike Brown and the Brown family," Jackson said. "I thank them all for this opportunity. Our goal is to be the best, to be the one team hoisting that trophy when it's all over, and that's what I'll be working for every day."

In 2013, Jackson oversaw the rapid development of HB Giovani Bernard, who logged the second-most yards from scrimmage (1209) in a season by any Bengals rookie. Bernard's eight TDs (five rushing, three receiving) were the most by a Cincinnati rookie since 1997.

The roster of individual players who flourished under Jackson's direct mentorship also includes WR Chad Johnson with the Bengals, QB Joe Flacco with Baltimore (Jackson was Ravens QB coach) and QB Carson Palmer at Southern California (Jackson was USC offensive coordinator).

With Jackson as offensive coordinator in 2010, Oakland had the NFL's No. 2 rushing offense, averaging 155.9 yards per game. As Raiders head coach in 2011, Jackson had the No. 7 rushing offense at 131.9.

As Bengals WRs coach, Jackson was a key in the rise of Chad Johnson, the club's all-time receiving leader. Playing under Jackson for seasons four-through-six of his 10-year Bengals tenure, Johnson averaged 93 catches, 1358 yards and 8.3 TDs per season. In 2006, before leaving to become offensive coordinator in Atlanta, Jackson oversaw the first 1000-yard receiving duo in a Bengals season, as T.J. Houshmandzadeh (1081 yards) joined Johnson (1369).

Before joining the Raiders, Jackson spent two seasons as quarterbacks coach for Baltimore, helping the Ravens advance to the playoffs in both campaigns. He fostered the rapid development of Flacco, who in 2008 became the first rookie QB to win two playoff games.


Jackson coached 14 years in the college ranks before entering the NFL. His final stint as a college coach was from 1997-2000 as offensive coordinator at Southern California. He was active in USC's recruiting of Carson Palmer, and he helped guide the first three USC seasons (1998-2000) for Palmer, who went on to join the Bengals in 2003 as the No. 1 overall pick in the draft.

Jackson entered the NFL with Washington in 2001. Jackson and Marvin Lewis first worked together in 2002, as fellow assistants with the Redskins.

Born Oct. 22, 1965 in Los Angeles, Jackson played QB at the University of the Pacific, passing for 2544 yards and 19 TDs over the 1985-86 seasons. He began his coaching career at Pacific in 1987.

**Playing and coaching history: 1985-86**—Played quarterback, Pacific. **1987**—Graduate assistant, Pacific. **1988-89**—Assistant coach (AC), Pacific. **1990-91**—AC, Cal State-Fullerton. **1992-95**—AC, Arizona State. **1996**—Offensive Coordinator, California. **1997-2000**—Offensive coordinator, Southern California. **2001-02**—AC, Washington Redskins. **2003**—Offensive coordinator, Redskins. **2004-06**—AC, Bengals. **2007**—Offensive coordinator, Atlanta Falcons. **2008-09**—AC, Baltimore Ravens. **2010**—Offensive coordinator, Oakland Raiders. **2011**—Head coach, Oakland Raiders. **2012-13**—AC, Cincinnati Bengals. **2014**—Offensive coordinator, Cincinnati Bengals.

## VANCE JOSEPH DEFENSIVE BACKS



Vance Joseph, who has spent eight of his previous nine NFL seasons as a defensive backs coach, joins the Bengals for 2014 as a position coach for DBs. Joseph will team with incumbent Bengals DBs coach Mark Carrier to direct the largest position group on the roster.

Joseph spent the 2011-13 seasons with the Houston Texans, working on two AFC South championship clubs.

"With the continued increased emphasis on the passing game in the NFL, it's crucial for us to expand our coaching strength in this area," said head coach

Marvin Lewis. "Vance has excellent experience and has coached a lot of good young players. We feel fortunate to have been able to sign him up for this important job."

Joseph, 41, spent six seasons (2005-10) on the San Francisco 49ers staff, the last five of those as defensive backs coach, before joining Houston. In his first two seasons at Houston, Joseph directed secondaries that played key roles for teams that posted a combined 22-10 record. CB Johnathan Joseph was selected for the Pro Bowl those two seasons, the first Pro Bowl selections of his career.

Last season, despite falling from the ranks of playoff teams, the Texans ranked third in the NFL in fewest passing yards allowed and seventh overall on defense.

In 2012, the Texans led the NFL in lowest opponents' completion percentage (53.0) and were 10th in lowest opponent passer rating (80.0). The '12 Texans also set a club record with three INTs for TDs, all by members of the secondary.

In 2011, Joseph's first season, the Texans rose from 32nd to third in fewest passing yards allowed while holding foes to a completion percentage of 51.9 and an aggregate passer rating of 69.0.


"I'm happy for this opportunity, to join a team that's on the rise," Joseph said, "and this team has a great group of players to work with. I consider myself a very positive coach in the way I work with players, and I put a lot of stress on great technique. I believe I can get those technique points across very well."

Joseph was also a DBs coach in his college stints with Wyoming, Colorado and Bowling Green.

A native of Marrero, La., Joseph played QB in college at Colorado and made the transition to cornerback in the NFL, playing for the N.Y. Jets in 1995 and the Indianapolis Colts in 1996.

**Playing and coaching history: 1990-94**—Played quarterback, Colorado. **1995**—Played cornerback, N.Y. Jets. **1996**—Played cornerback, Indianapolis Colts. **1999-2001**—Graduate assistant, Colorado. **2002**—Assistant coach (AC), Wyoming. **2002-03**—AC, Colorado. **2004**—AC, Bowling Green. **2005-10**—AC, San Francisco 49ers. **2011-13**—AC, Houston Texans. **2014**—AC, Cincinnati Bengals.

**MARCUS LEWIS**  
**DEFENSIVE ASSISTANT/  
QUALITY CONTROL**



Marcus Lewis joins the Bengals staff for 2014 as Defensive Assistant/Quality Control.

Lewis worked in 2013 as an assistant to the University of Cincinnati coaching staff. He had duties with the defensive line and scout teams, and he also worked in team self-scouting, film breakdown and practice organization. He will work in similar capacities with the Bengals.


"Marcus did an excellent job here with his responsibilities on the defensive side of the ball," said UC head coach Tommy Tuberville. "We will look forward to seeing him develop throughout his coaching career."

UC's defense ranked No. 9 nationally last season in fewest yards allowed (315.6 per game), and Lewis played a role in coaching All-American Athletic Conference performers Silverberry Mouhon and Jordan Stepp.

The son of Bengals head coach Marvin Lewis, Marcus was born in Albuquerque, N.M. on March 28, 1990. He played high school football in Greater Cincinnati, at Indian Hill, and went on to play LB for four seasons (2008-11) at Indiana State, seeing action in 33 career games. He holds a degree from Indiana State in sports management.

**Playing and coaching history:** **2008-11**—Played linebacker, Indiana State. **2013**—Assistant to the coaching staff, University of Cincinnati. **2014**—Assistant coach, Cincinnati Bengals.

**DAVID LIPPINCOTT**  
**ASSISTANT LINEBACKERS/  
QUALITY CONTROL**



David Lippincott in 2014 is in his fourth season with the Bengals in a full staff coaching position. For the third straight year he will serve as Assistant Linebackers/Defensive Quality Control coach, assisting LBs coach Matt Burke in the development of the Bengals' young corps of linebackers.

This is Lippincott's seventh season with the Bengals. From 2008-10, he was in a support role as a coaching assistant. He now handles defensive video breakdowns and game plan preparation, and he has had previous on-field duties with front-seven players.

Lippincott has worked the past two seasons with LB Vontaze Burfict, who joined the Bengals from the college free agent ranks in 2012, Lippincott's first year with the LBs assistant title. Burfict quickly developed into one of the NFL's most prolific tacklers and was in last season's Pro Bowl after leading the team with 204 total stops.

Also in 2013, the Bengals saw the strong emergence of third-year LB Vincent Rey, another original college free agent signee. The defensive staff oversaw an improved 2013 performance from starting MLB Rey Maualuga, a fifth-year player, and also worked with a decorated veteran in five-time Pro Bowler James Harrison, who had a productive season at age 35 after joining the Bengals as a free agent. Maualuga was second on the team in tackles (110). Harrison played 15 games with 10 starts as a situational performer and contributed 40 tackles, two sacks, an INT and a forced fumble.

In 2013, as the Bengals finished 11-5 to win the AFC North Division championship, the defense ranked first in the AFC and third in the NFL in fewest yards allowed (305.5). The Bengals ranked tied for fifth in the NFL in fewest points allowed (19.1).

In 2012, the Bengals ranked sixth in net defense and eighth in scoring defense.

In 2014, Lippincott will work again with another promising player he helped develop. Rookie LB Emmanuel Lamur missed all of last season due to a preseason injury, but in 2012, he developed notably after starting as just a tryout player at the Bengals' rookie minicamp. His performance earned him a spot on the Bengals' training camp roster, and during the season he played in 10 games, including a start in the Wild Card playoff at Houston. Lamur was projected for a significant role in 2013 before being sidelined.

As a Bengals coaching assistant from 2008-10, Lippincott's duties included advance scouting and coaching wide receivers, as well as game preparation. His 2009 work contributed to the Bengals' second AFC North Division title during the tenure of head coach Marvin Lewis.

Prior to joining the Bengals, Lippincott coached in college for three seasons at Bluffton University (2000-02), two seasons at Minnesota (2003-04) and three seasons at Richmond (2005-07). He worked with all three defensive position groups — line, linebackers and defensive backs — over the course of his college seasons.

During his two seasons at Minnesota, when he worked as a graduate assistant on defense, the Gophers posted wins in the Sun and Music City bowls.

At Richmond, where he was assistant defensive line coach, the team won an Atlantic 10 title in 2005 and a Colonial Athletic Association crown in '07. The 2005 team was a quarterfinalist in the NCAA Division I-AA playoffs, and the '07 team was a semifinalist in the (re-named) FCS division.

Lippincott is married (wife Lisa), and he is a Cincinnati native — a graduate of Moeller High School and the University of Dayton.

**Coaching history:** **2000-02**—Assistant coach (AC), Bluffton. **2003-04**—Graduate assistant, University of Minnesota. **2005-07**—AC, Richmond. **2008-10**—Coaching assistant, Cincinnati Bengals. **2011-present**—AC, Cincinnati Bengals.



## CHIP MORTON STRENGTH AND CONDITIONING



Chip Morton is in his 12th season as Bengals strength and conditioning coach. He took over the position under head coach Marvin Lewis when Lewis joined the Bengals in 2003. During his tenure, Morton and his staff have established a program that features innovative ideas while never straying far from the fundamental principles of productive training.

"But any program is only as good as its players," Morton says, "and we have a group that is accountable, consistent, and diligent in their efforts."

In order to build a quality product, the previous year's programming is evaluated, and adjustments are made to help the team reach its goals for the upcoming season. The Bengals' strength and conditioning program is characterized as comprehensive and progressive in nature. At its very core lies a foundation of traditional training principles, with an emphasis on teaching, communication and service to the players. Morton and assistant S/C coach Jeff Friday both have coached on teams that have reached the Super Bowl, and the Bengals have reached the playoffs in three straight and in four of the last five seasons. They are one of only five teams to qualify each of the last three years, and one of only six to make four or more trips the last five years.

"Under Chip's direction, our strength and conditioning program remains on the cutting edge of training techniques and philosophy," says head coach Marvin Lewis. "I am very pleased with the outcome, using this program to both improve our players' football performances and to increase their resistance to injuries."

Morton was a coaching colleague of Lewis with the Baltimore Ravens from 1999-2001, serving as Ravens assistant strength and conditioning coach, and he was with Lewis in '02 at Washington, serving as head strength and conditioning coach for the Redskins.

Morton is in his 22nd NFL season, having also served as strength and conditioning assistant at San Diego from 1992-94 and as head strength and conditioning coach at Carolina from '95-98. He has coached with two Super Bowl teams — the 1994 Chargers and the 2000 World Champion Ravens.

He started his career in the collegiate ranks, serving as assistant strength coach at Ohio State (1985-86) while completing his master's degree in physical education. He moved to Penn State in 1987 as the first-ever full-time strength and conditioning assistant for the Nittany Lions football team. He also worked with 14 other men's and women's sports during his five years (1987-91) at Penn State.


Morton's hometown is Hamden, Conn. He graduated from the University of North Carolina in 1985 with a degree in zoology, where he also earned a varsity letter in swimming.

Continuing education has always been a hallmark of Morton's coaching career. He most recently was re-certified as a Level One Sports Performance Coach by the United States Weightlifting Association and has been a Certified Strength & Conditioning Specialist (C.S.C.S.) through the National Strength & Conditioning Association since 1990. In 2006, Morton became the first NFL strength coach to receive the Russian Kettlebell Instructor's Certification (RKC), and in '08, he was certified as a Level I coach in John Brookfield's Battling Ropes training system.

Chip and his wife Stacey have seven children.

**Coaching history:** 1985-86—Assistant strength and conditioning (S/C) coach, Ohio State. 1987-91—Assistant S/C coach, Penn State. 1992-94—Assistant S/C coach, San Diego Chargers. 1995-98—Head S/C coach, Carolina Panthers. 1999-2001—Assistant S/C coach, Baltimore Ravens. 2002—Head S/C coach, Washington Redskins. 2003-present—Head S/C coach, Cincinnati Bengals.

## DARRIN SIMMONS SPECIAL TEAMS COORDINATOR



Darrin Simmons is in his 12th season leading the coaching of Cincinnati's special teams, and for the second straight season in 2014, he carries the title of special teams coordinator.

"It has been a well-deserved upgrade," head coach Marvin Lewis said of the 2013 title change. "It reflects the importance of special teams in constructing a winning club and also reflects the great job Darrin has done for us."

Last season's special teams performance included a No. 5 NFL ranking in kickoff returns (25.1-yard average), and the Bengals ranked third in the AFC in average drive start (23.2 yard-line).

Simmons works intensively with the three "true specialist" positions on his unit — the punter, place kicker and long snapper — and all three positions have delivered top-drawer performances in recent years. Highlights from 2013 include:

- P Kevin Huber maintained his franchise career records in gross average, net average and ratio of inside-20 punts to touchbacks. Huber hit key late kicks in consecutive wins against New England, Buffalo and Detroit.

- K Mike Nugent delivered a solid season after missing the end of 2012 with an injury. Nugent hit game-winning FGs in consecutive games at Buffalo and Detroit, and he twice hit from 54 yards. Nugent was three-of-four overall on FG tries from 50 or more yards.

- LS Clark Harris continued his perfect career performance in avoiding any unplayable snaps.

Also in 2013, Brandon Tate posted the second-best kickoff return average (26.1) in Bengals history and moved into the franchise's lead for career KOR average (24.8). Tate, who has worked with Simmons the last three seasons, also stands second in franchise history in career punt return average (9.9). The top punt returner in Bengals history, Quan Cosby (10.0), also was a Simmons pupil, playing in 2009-10.

Simmons last season helped develop two rookies — S Shawn Williams and LB Jayson DiManche — into the team's 1-2 finishers in special teams tackles. And DE Carlos Dunlap blocked two FGs, the first Bengal with more than one blocked kick in a season since 1991.

In 2012, in the long-established special teams rankings done annually by the Dallas Morning News, incorporating 22 categories of special teams play, the Bengals ranked second in the league. Among the team's highlight rankings were a third in lowest opponent net punting average, fourth in highest team net punting average and sixth in fewest yards allowed per kickoff return.

Simmons' Bengals special teams have shown a nose for the ball, forcing 23 fumbles in his 11 completed seasons. The 2.1 average more than doubles the 1.0 norm for the nine seasons prior to his tenure.

Simmons entered the NFL in the 1998 season on the same Baltimore Ravens staff as Bengals head coach Marvin Lewis, who was Ravens defensive coordinator at the time. Simmons was assistant special teams coach and assistant strength and conditioning coach for the Ravens, and he held that same role for the Carolina Panthers from 1999-2002. He joined the Bengals in 2003.

A former college punter himself, Simmons played an integral role at Carolina in the development of Todd Sauerbrun as one of the NFL's top punters of the time.

Simmons began his coaching career as a graduate assistant at Kansas University in 1996. He moved to the University of Minnesota in 1997.

Simmons punted in college for Kansas from 1993-95, earning All-Big Eight honors his final year. As a senior, he helped the Jayhawks to a top 10 national ranking and to an Aloha Bowl victory over UCLA. Also as a Kansas senior, he won honors as an academic All-American.

Prior to playing for Kansas, Simmons was a punter and QB for Dodge City (Kan.) Community College. In 1992 at Dodge City, he led the nation's junior colleges in punting and was a first-team JUCO All-American.

Simmons earned a degree in sports management from Kansas in 1996.

Born April 9, 1973, in Elkhart, Kan., he graduated from Elkhart High School. He and his wife, Rhonda, have a daughter and two sons.

**Playing and coaching history:** 1991-92—Played quarterback and punter, Dodge City (Kan.) Community College. 1993-95—Played punter, Kansas. 1996—Graduate assistant, Kansas. 1997—Assistant coach (AC), University of Minnesota. 1998—AC, Baltimore Ravens. 1999-2002—AC, Carolina Panthers. 2003-12—AC, Cincinnati Bengals. 2013-present—Special teams coordinator, Cincinnati Bengals.

**JAMES URBAN**  
**WIDE RECEIVERS**



James Urban returns in 2014 for his fourth season as Bengals wide receivers coach. His group has helped lead the Bengals to the playoffs in each of the last three seasons, and he has had success not only in nurturing the considerable talent of A.J. Green, but also in developing a deep corps of players who can contribute.

Green, the Bengals' top draft pick in 2011, continued pouring on the honors in 2013. He was voted to his third straight Pro Bowl and was a starter for the second straight year. He had a career-best 1426 receiving yards, and his yardage total for his first three seasons (all under Urban) is 3833, second-most in NFL history behind Randy Moss for most receiving yards in a player's first three campaigns.

Green last season set Bengals records for most 100-yard receiving games in a season (six) and most consecutive 100-yard games (five). For the second straight year, he was a second-team choice on the elite Associated Press All-Pro team.

Another highlight of 2013 was a breakout season for Marvin Jones, a fifth-round selection from the 2012 draft. Jones established himself as the No. 2 wideout heading into 2014, with 51 catches for 712 yards and 10 TDs. On Oct. 27 vs. the N.Y. Jets, Jones became the only player in Bengals history to catch four TD passes in a game, and only the third Bengal to score four TDs of any kind in a game. He was the first player on any NFL team to catch four TD passes in a game since 2007.

Green had 11 TD catches in 2013, and he and Jones became the first Bengals WR duo to each get double-figure scores in a season.

Urban has also overseen the development of another 2012 draft choice, Mohamed Sanu, into a strong contender for playing time. In 25 NFL games (seven missed to a 2012 injury), Sanu has 63 catches for 609 yards and six TDs.

In 2011, his first Bengals season, Urban had a big job, charged with leading an inexperienced Bengals receiving corps into a new offensive scheme. The presence of a rookie quarterback (Andy Dalton) and limited preparation time (due to NFL labor issues) increased the challenge. But the results were more than favorable, as the young receivers immediately developed a rapport with Dalton and saw continued production throughout the season and into the playoffs.

Prior to joining the Bengals, Urban was Philadelphia Eagles QBs coach in 2009 and '10, where he helped direct Pro Bowl seasons for Donovan McNabb ('09) and Michael Vick ('10). In 2010, Vick earned accolades as the NFL's Comeback Player of the Year and was the NFC starter in the Pro Bowl.


Urban spent seven total seasons with the Eagles (2004-10). He was assistant to the head coach from 2004-06 and was offensive quality control coach in 2007 and '08. During his seven Philadelphia seasons, the Eagles earned five playoff berths and won three division titles. He first worked with the Eagles in 2003, serving as a coaching intern while employed full-time at the University of Pennsylvania.

A native of Mechanicsburg, Pa., Urban played in college at Washington and Lee (Lexington, Va.) as a wide receiver and kick returner. He worked for seven years in the college ranks — at Clarion (Pa.) University and at Penn — before joining the Eagles.

James and his wife, Patrice, have two daughters, Brielle and Cassidy, and a son, Jameson. James holds a bachelor's degree in English from Washington and Lee and a master's degree in communications from Clarion.

**Playing and coaching history: 1992-95**—Played wide receiver, Washington and Lee. **1997-98**—Assistant coach (AC), Clarion. **1999-2003**—Director of football administration/operations, Pennsylvania. **2004-10**—AC, Philadelphia Eagles. **2011-present**—AC, Cincinnati Bengals.

**KEN ZAMPESE**  
**QUARTERBACKS**



Ken Zampese is in his 12th season as Bengals quarterbacks coach. His success record has been impressive, and no more so than during the last three seasons, when he has guided second-round 2011 draft pick Andy Dalton to arguably the best career start of any Cincinnati signal caller.

Most importantly, Dalton is the first QB to lead the Bengals to the playoffs in his first three (or even first two) seasons. Across the NFL, only four other starting QBs in the Super Bowl era have had their teams in the playoffs in their first three seasons, and should the

Bengals return to postseason in 2014, Dalton will join Baltimore's Joe Flacco as the only starting QBs in the Super Bowl era to reach four straight.

Dalton, just 26 years old entering 2014, set Bengals records last season for passing yards (4293) and TD passes (33). Dalton went to the Pro Bowl as a rookie, and though he was not selected for 2012 or 2013, his passer rating and other major statistics have improved each year. Last season Dalton won two AFC Offensive Player of the Week awards and one AFC Offensive Player of the Month, becoming only the second Bengal (also S David Fulcher) to win three of the NFL's weekly/monthly awards in one season.

Dalton's winning percentage in the regular season (.625; 30-18 record) is the best of any Bengals QB with 10 or more starts, and his ratio of TD passes to INTs in the red zone (18.7-to-1) is third-best among active NFL QBs, trailing only Russell Wilson of Seattle and Aaron Rodgers of Green Bay.

Prior to Dalton's arrival, Zampese helped guide Carson Palmer to the ranks of the Bengals' all-time top passers. Palmer, who spent eight years in Cincinnati, finished his Bengals career as the team's all-time leader in passer rating (86.9).

In 2003, his first season with the Bengals, Zampese had success with a veteran starting quarterback in Jon Kitna. The '03 campaign saw Kitna post career highs at that point in completions (324), passing yards (3591), TD passes (26), completion percentage (62.3) and rating (87.4).

Zampese (pronounced "zam-PEE-zee") came to the Bengals following three seasons (2000-02) in St. Louis. With the Rams, he had an expanding role with a passing offense that ranked among the NFL's most prolific.

Zampese joined the Rams in 2000 as an offensive assistant. He was promoted to wide receivers coach in 2001, and the Rams led the league in passing yards for a second straight year, averaging 291.4. In 2002, he added the title of passing game coach, and the Rams finished second in the league at 259.6 yards per game.

Zampese began his NFL career in 1998 as an offensive assistant with the Philadelphia Eagles under head coach Ray Rhodes. He moved with Rhodes to Green Bay in 1999 before beginning his stint with the Rams.

Prior to entering the NFL, Zampese coached for nine years in college. He had one Cincinnati-area assignment, as passing game coordinator and quarterbacks coach in 1996-97 at Miami (Ohio). In '97, Miami averaged 37.4 points per game.

Zampese played wide receiver and kick returner at the University of San Diego from 1985-88. He was the team's Special Teams Player of the Year as a senior. He earned an undergraduate degree in business from San Diego, and later received a master's degree in adult education from Southern California.

Zampese was born July 19, 1967, in Santa Maria, Calif. He and his wife have two children. Ken's father, Ernie Zampese, was a longtime NFL offensive coordinator who coached on a Super Bowl winner with the 1995 Cowboys. The elder Zampese also coached for the Chargers, Rams and Patriots.

**Playing and coaching history: 1985-88**—Played wide receiver, kickoff returner and punt returner, University of San Diego. **1989**—Assistant coach (AC), University of San Diego. **1990-91**—AC, Southern California. **1992-94**—AC, Northern Arizona. **1995**—Offensive coordinator, Northern Arizona. **1996-97**—AC, Miami (Ohio). **1998**—AC, Philadelphia Eagles. **1999**—AC, Green Bay Packers. **2000-02**—AC, St. Louis Rams. **2003-present**—AC, Cincinnati Bengals.





# PLAYERS

# ALPHABETICAL ROSTER

JUNE 25, 2014

NO.	NAME	POS.	HT.	WT.	BORN	EXP.	COLLEGE	HOMETOWN	HOW ACQ.
97	Atkins, Geno	DT	6-1	303	3-28-88	5	Georgia	Pembroke Pines, Fla.	D4a10
25	Bernard, Giovanni	HB	5-9	208	11-22-91	2	North Carolina	Boca Raton, Fla.	D2a13
90	Bilukidi, Christo	DT	6-5	320	12-13-89	3	Georgia State	Ottawa, Ontario (Canada)	FA13
63	Black, Larry	DT	6-2	315	12-1-89	2	Indiana	Cincinnati, Ohio	CFA13
61	Bodine, Russell	C	6-3	306	6-30-92	R	North Carolina	Scottsville, Va.	D414
65	Bolling, Clint	G	6-5	310	5-9-89	4	Georgia	Alpharetta, Ga.	D411
83	Brock, Kevin	TE	6-5	264	4-9-86	2	Rutgers	Hackensack, N.J.	FA13
79	Burden, Chandler	OT	6-4	300	11-17-89	1	Kentucky	Cincinnati, Ohio	FA14
55	Burfict, Vontaze	LB	6-1	248	9-24-90	3	Arizona State	Corona, Calif.	CFA12
33	Burkhead, Rex	HB	5-10	215	7-2-90	2	Nebraska	Plano, Texas	D6a13
17	Campbell, Jason	OB	6-5	235	12-31-81	10	Auburn	Laurel, Miss.	FA14
80	Charles, Orson	H-B	6-3	254	1-27-91	3	Georgia	Tampa, Fla.	D412
93	Clarke, Will	DE	6-6	271	5-4-91	R	West Virginia	Pittsburgh, Pa.	D314
13	Collins, Jasper	WR	5-11	188	11-28-91	1	Mount Union	Geneva, N.Y.	W(Pitt.)14
4	Conley, T.J.	P	6-3	215	8-29-85	2	Idaho	Walla Walla, Wash.	FA14
14	Dalton, Andy	OB	6-2	220	10-29-87	4	Texas Christian	Katy, Texas	D211
48	Davidson, James	LB	6-3	242	11-1-90	R	Texas-El Paso	Huntsville, Texas	CFA14
21	Dennard, Darqueze	CB	5-11	202	10-10-91	R	Michigan State	Dry Branch, Ga.	D114
51	DiManche, Jayson	LB	6-1	244	9-22-90	2	Southern Illinois	Hamilton, N.J.	CFA13
96	Dunlap, Carlos	DE	6-6	280	2-28-89	5	Florida	North Charleston, S.C.	D210
85	Elfert, Tyler	TE	6-6	250	9-8-90	2	Notre Dame	Fort Wayne, Ind.	D113
62	Feigt, Curtis	OT	6-6	310	11-23-89	R	West Virginia	Berlin (Germany)	CFA14
53	Flowers, Marquis	LB	6-3	240	2-16-92	R	Arizona	Phoenix, Ariz.	D614
64	France, Dan	OT/G	6-5	315	4-1-91	R	Michigan State	North Royalton, Ohio	CFA14
91	Geathers, Robert	DE	6-3	286	8-11-83	11	Georgia	Georgetown, S.C.	D4b04
95	Gilberry, Wallace	DE	6-2	275	12-5-84	7	Alabama	Bay Minette, Ala.	FA12
18	Green, A.J.	WR	6-4	207	7-31-88	4	Georgia	Summerville, S.C.	D111
42	Green-Ellis, BenJarvus	HB	5-11	222	7-2-85	7	Mississippi	New Orleans, La.	UFA(N.E.)12
84	Gresham, Jermaine	TE	6-5	260	6-16-88	5	Oklahoma	Ardmore, Okla.	D110
29	Hall, Leon	CB	5-11	195	12-9-84	8	Michigan	Vista, Calif.	D107
87	Hamilton, Cobi	WR	6-2	197	11-13-90	1	Arkansas	Texarkana, Texas	D6b13
44	Hampton, Victor	CB	5-9	197	3-12-92	R	South Carolina	Darlington, S.C.	CFA14
46	Harris, Clark	LS	6-5	245	7-10-84	6	Rutgers	Manahawkin, N.J.	FA09
72	Hawkinson, Tanner	G	6-5	300	5-14-90	2	Kansas	McPherson, Kan.	D513
89	Hewitt, Ryan	TE/FB	6-4	254	1-24-91	R	Stanford	Denver, Colo.	CFA14
32	Hill, Jeremy	HB	6-1	238	10-20-92	R	Louisiana State	Baton Rouge, La.	D214
73	Hopkins, Trey	G	6-3	310	7-6-92	R	Texas	Houston, Texas	CFA14
10	Huber, Kevin	P	6-1	214	7-16-85	6	Cincinnati	Cincinnati, Ohio	D509
99	Hunt, Margus	DE	6-8	290	7-14-87	2	Southern Methodist	Karksi-Nuia (Estonia)	D2b13
43	Iloka, George	S	6-4	220	3-31-90	3	Boise State	Houston, Texas	D5c12
60	Johnson, T.J.	C	6-4	310	7-17-90	1	South Carolina	Aynor, S.C.	D7b13
49	Joiner, Brandon	LB	6-3	250	4-27-89	2	Arkansas State	Killeen, Texas	CFA12
24	Jones, Adam	CB	5-10	186	9-30-83	8	West Virginia	Atlanta, Ga.	FA10
82	Jones, Marvin	WR	6-2	198	3-12-90	3	California	Fontana, Calif.	D5b12
76-d	King, David	DE	6-4	300	12-27-89	1	Oklahoma	Houston, Texas	FA13
27	Kirkpatrick, Dre	CB	6-2	190	10-26-89	3	Alabama	Gadsden, Ala.	D1a12
59	Lamur, Emmanuel	LB	6-4	240	6-8-89	3	Kansas State	West Palm Beach, Fla.	CFA12
41	Lewis, Isaiah	S	5-10	211	10-30-91	R	Michigan State	Indianapolis, Ind.	CFA14
37	Lewis-Harris, Chris	CB	5-10	186	2-11-89	2	Tennessee-Chattanooga	Smyrna, Ga.	CFA12
15	Lockett, Colin	WR	5-11	188	4-5-91	R	San Diego State	Diamond Bar, Calif.	CFA14
38	Manning, Danieal	S	5-11	212	8-9-82	9	Abilene Christian	Corsicana, Texas	FA14
58	Mauluga, Rey	LB	6-2	255	1-20-87	6	Southern California	Eureka, Calif.	D209
26	Mays, Taylor	S	6-3	225	2-7-88	5	Southern California	Seattle, Wash.	T(S.F.)11
39	McCalebb, Ontario	CB	5-10	175	8-10-89	1	Auburn	Fort Meade, Fla.	CFA13
5	McCarron, AJ	OB	6-3	220	9-13-90	R	Alabama	Mobile, Ala.	D514
69	Minter, Zach	DT	6-1	307	11-6-90	2	Montana State	Glendale, Ariz.	FA14
92	Moch, Dontay	DE	6-2	257	7-19-88	2	Nevada	Phoenix, Ariz.	W(Ariz.)14
70	Montgomery, Sam	DE	6-3	270	5-25-90	2	Louisiana State	Greenwood, S.C.	FA14
20	Nelson, Reggie	S	5-11	210	9-21-83	8	Florida	Melbourne, Fla.	T(Jax.)10
16	Neutz, Alex	WR	6-3	206	3-2-91	R	Buffalo	Grand Island, N.Y.	CFA14
74	Newhouse, Marshall	OT	6-4	328	9-29-88	5	Texas Christian	Dallas, Texas	UFA(G.B.)14
23	Newman, Terence	CB	5-10	197	9-4-78	12	Kansas State	Salina, Kan.	FA12
2	Nugent, Mike	K	5-10	190	3-2-82	10	Ohio State	Centerville, Ohio	FA10
30	Peerman, Cedric	HB	5-10	214	10-10-86	5	Virginia	Gladys, Va.	W(Det.)10
94	Peko, Domata	DT	6-3	322	11-27-84	9	Michigan State	Pago Pago (American Samoa)	D406
67	Pollak, Mike	G	6-3	300	2-16-85	7	Arizona State	Chandler, Ariz.	UFA(Car.)13
56	Porter, Sean	LB	6-1	242	1-12-91	2	Texas A&M	Schertz, Texas	D413
57	Rey, Vincent	LB	6-0	255	9-6-87	4	Duke	Far Rockaway, N.Y.	CFA10
66	Robinson, Trevor	C	6-5	300	5-16-90	3	Notre Dame	Elkhorn, Neb.	CFA12
12	Sanu, Mohamed	WR	6-2	210	8-22-89	3	Rutgers	South Brunswick, N.J.	D3a12
11	Sanzenbacher, Dane	WR	5-11	184	10-13-88	4	Ohio State	Toledo, Ohio	W(Chi.)12
50	Schaffer, J.K.	LB	6-0	232	6-10-90	2	Cincinnati	Cincinnati, Ohio	FA12
8	Scott, Matt	OB	6-2	210	11-9-90	1	Arizona	Corona, Calif.	W(Jax.)14
3	Sharp, Quinn	K	6-1	205	11-12-89	1	Oklahoma State	Mansfield, Texas	FA14
81	Smith, Alex	TE	6-4	250	5-22-82	10	Stanford	Denver, Colo.	UFA(Cle.)13
71	Smith, Andre	OT	6-4	340	1-25-87	6	Alabama	Birmingham, Ala.	D109
28	Stanford, R.J.	CB	5-10	187	5-6-88	4	Utah	Chino, Calif.	FA14
75	Still, Devon	DT	6-5	310	7-11-89	3	Penn State	Wilmington, Del.	D212
76-o	Svittek, Will	OT	6-6	305	1-8-82	9	Stanford	Newbury Park, Calif.	FA14
19	Tate, Brandon	WR	6-1	195	10-5-87	6	North Carolina	Burlington, N.C.	W(N.E.)11
98	Thompson, Brandon	DT	6-2	315	10-19-89	3	Clemson	Thomasville, Ga.	D3b12
22	Westbrooks, Lavelle	CB	6-0	186	1-12-92	R	Georgia Southern	Riverdale, Ga.	D7b14
88	Whalen, Ryan	WR	6-1	200	7-26-89	4	Stanford	Alamo, Calif.	D611
35	Whitlock, Nikita	FB	5-10	248	5-16-91	R	Wake Forest	Wylie, Texas	CFA14
77	Whitworth, Andrew	OT/G	6-7	330	12-12-81	9	Louisiana State	West Monroe, La.	D206
34	Wilder, James Jr.	HB	6-3	232	4-14-92	R	Florida State	Tampa, Fla.	CFA14
36	Williams, Shawn	S	6-0	216	5-13-91	2	Georgia	Damascus, Ga.	D313
86	Wright, James	WR	6-1	201	12-31-91	R	Louisiana State	Buras, La.	D7a14
68	Zeitler, Kevin	G	6-4	315	3-8-90	3	Wisconsin	Waukesha, Wis.	D1b12

COACHING STAFF: Head coach: Marvin Lewis. Assistants: Paul Alexander (assistant head coach/offensive line), Brian Braswell (offensive assistant/quality control), Matt Burke (linebackers), Mark Carrier (defensive backs), Kyle Caskey (running backs), Brayden Coombs (assistant special teams/quality control), Jeff Friday (assistant strength and conditioning), Paul Guenther (defensive coordinator), Jay Hayes (defensive line), Jonathan Hayes (tight ends), Hue Jackson (offensive coordinator), Vance Joseph (defensive backs), Marcus Lewis (defensive assistant/quality control), David Lippincott (assistant linebackers/quality control), Chip Morton (strength and conditioning), Darrin Simmons (special teams coordinator), James Urban (wide receivers), Ken Zampese (quarterbacks).



# NUMERICAL ROSTER


JUNE 25, 2014

NO.	NAME	POS.	HT.	WT.	BORN	EXP.	COLLEGE	HOMETOWN	HOW ACQ.
2	Mike Nugent	K	5-10	190	3-2-82	10	Ohio State	Centerville, Ohio	FA'10
3	Quinn Sharp	K	6-1	205	11-12-89	1	Oklahoma State	Mansfield, Texas	FA'14
4	T.J. Conley	P	6-3	215	8-29-85	2	Idaho	Walla Walla, Wash.	FA'14
5	AJ McCarron	QB	6-3	220	9-13-90	R	Alabama	Mobile, Ala.	D5'14
8	Matt Scott	QB	6-2	210	11-9-90	1	Arizona	Corona, Calif.	W(Jax.)'14
10	Kevin Huber	P	6-1	214	7-16-85	6	Cincinnati	Cincinnati, Ohio	D5'09
11	Dane Sanzenbacher	WR	5-11	184	10-13-88	4	Ohio State	Toledo, Ohio	W(Chi.)'12
12	Mohamed Sanu	WR	6-2	210	8-22-89	3	Rutgers	South Brunswick, N.J.	D3a'12
13	Jasper Collins	WR	5-11	188	11-28-91	1	Mount Union	Geneva, N.Y.	W(Pitt.)'14
14	Andy Dalton	QB	6-2	220	10-29-87	4	Texas Christian	Katy, Texas	D2'11
15	Colin Lockett	WR	5-11	188	4-5-91	R	San Diego State	Diamond Bar, Calif.	CFA'14
16	Alex Neutz	WR	6-3	206	3-2-91	R	Buffalo	Grand Island, N.Y.	CFA'14
17	Jason Campbell	QB	6-5	235	12-31-81	10	Auburn	Laurel, Miss.	FA'14
18	A.J. Green	WR	6-4	207	7-31-88	4	Georgia	Summerville, S.C.	D1'11
19	Brandon Tate	WR	6-1	195	10-5-87	6	North Carolina	Burlington, N.C.	W(N.E.)'11
20	Reggie Nelson	S	5-11	210	9-21-83	8	Florida	Melbourne, Fla.	T(Jax.)'10
21	Darqueze Dennard	CB	5-11	202	10-10-91	R	Michigan State	Dry Branch, Ga.	D1'14
22	Lavelle Westbrook	CB	6-0	186	1-12-92	R	Georgia Southern	Riverdale, Ga.	D7b'14
23	Terence Newman	CB	5-10	197	9-4-78	12	Kansas State	Salina, Kan.	FA'12
24	Adam Jones	CB	5-10	186	9-30-83	8	West Virginia	Atlanta, Ga.	FA'10
25	Giovani Bernard	HB	5-9	208	11-22-91	2	North Carolina	Boca Raton, Fla.	D2a'13
26	Taylor Mays	S	6-3	225	2-7-88	5	Southern California	Seattle, Wash.	T(S.F.)'11
27	Dre Kirkpatrick	CB	6-2	190	10-26-89	3	Alabama	Gadsden, Ala.	D1a'12
28	R.J. Stanford	CB	5-10	187	5-6-88	4	Utah	Chino, Calif.	FA'14
29	Leon Hall	CB	5-11	195	12-9-84	8	Michigan	Vista, Calif.	D1'07
30	Cedric Peerman	HB	5-10	214	10-10-86	5	Virginia	Gladys, Va.	W(Det.)'10
32	Jeremy Hill	HB	6-1	238	10-20-92	R	Louisiana State	Baton Rouge, La.	D2'14
33	Rex Burkhead	HB	5-10	215	7-2-90	2	Nebraska	Plano, Texas	D6a'13
34	James Wilder Jr.	HB	6-3	232	4-14-92	R	Florida State	Tampa, Fla.	CFA'14
35	Nikita Whitlock	FB	5-10	248	5-16-91	R	Wake Forest	Wylie, Texas	CFA'14
36	Shawn Williams	S	6-0	216	5-13-91	2	Georgia	Damascus, Ga.	D3'13
37	Chris Lewis-Harris	CB	5-10	186	2-11-89	2	Tennessee-Chattanooga	Smyrna, Ga.	CFA'12
38	Daniel Manning	S	5-11	212	8-9-82	9	Abilene Christian	Corsicana, Texas	FA'14
39	Onterio McCalebb	CB	5-10	175	8-10-89	1	Auburn	Fort Meade, Fla.	CFA'13
41	Isalah Lewis	S	5-10	211	10-30-91	R	Michigan State	Indianapolis, Ind.	CFA'14
42	BenJarvus Green-Ellis	HB	5-11	222	7-2-85	7	Mississippi	New Orleans, La.	UFA(N.E.)'12
43	George Iloka	S	6-4	220	3-31-90	3	Boise State	Houston, Texas	D5c'12
44	Victor Hampton	CB	5-9	197	3-12-92	R	South Carolina	Darlington, S.C.	CFA'14
46	Clark Harris	LS	6-5	245	7-10-84	6	Rutgers	Manahawkin, N.J.	FA'09
48	James Davidson	LB	6-3	242	11-1-90	R	Texas-El Paso	Huntsville, Texas	CFA'14
49	Brandon Joiner	LB	6-3	250	4-27-89	2	Arkansas State	Killeen, Texas	CFA'12
50	J.K. Schaffer	LB	6-0	232	6-10-90	2	Cincinnati	Cincinnati, Ohio	FA'12
51	Jayson DiManche	LB	6-1	244	9-22-90	2	Southern Illinois	Hamilton, N.J.	CFA'13
53	Marquis Flowers	LB	6-3	240	2-16-92	R	Arizona	Phoenix, Ariz.	D6'14
55	Vontaze Burfitt	LB	6-1	248	9-24-90	3	Arizona State	Corona, Calif.	CFA'12
56	Sean Porter	LB	6-1	242	1-12-91	2	Texas A&M	Schertz, Texas	D4'13
57	Vincent Rey	LB	6-0	255	9-6-87	4	Duke	Far Rockaway, N.Y.	CFA'10
58	Rey Maualuga	LB	6-2	255	1-20-87	6	Southern California	Eureka, Calif.	D2'09
59	Emmanuel Lamur	LB	6-4	240	6-8-89	3	Kansas State	West Palm Beach, Fla.	CFA'12
60	T.J. Johnson	C	6-4	310	7-17-90	1	South Carolina	Aynor, S.C.	D7b'13
61	Russell Bodine	C	6-3	306	6-30-92	R	North Carolina	Scottsville, Va.	D4'14
62	Curtis Feigt	OT	6-6	310	11-23-89	R	West Virginia	Berlin (Germany)	CFA'14
63	Larry Black	DT	6-2	315	12-1-89	2	Indiana	Cincinnati, Ohio	CFA'13
64	Dan France	OT/G	6-5	315	4-1-91	R	Michigan State	North Royalton, Ohio	CFA'14
65	Clint Boling	G	6-5	310	5-9-89	4	Georgia	Alpharetta, Ga.	D4'11
66	Trevor Robinson	C	6-5	300	5-16-90	3	Notre Dame	Elkhorn, Neb.	CFA'12
67	Mike Pollak	G	6-3	300	2-16-85	7	Arizona State	Chandler, Ariz.	UFA(Car.)'13
68	Kevin Zeitler	G	6-4	315	3-8-90	3	Wisconsin	Waukesha, Wis.	D1b'12
69	Zach Minter	DT	6-1	307	11-6-90	2	Montana State	Glendale, Ariz.	FA'14
70	Sam Montgomery	DE	6-3	270	5-25-90	2	Louisiana State	Greenwood, S.C.	FA'14
71	Andre Smith	OT	6-4	340	1-25-87	6	Alabama	Birmingham, Ala.	D1'09
72	Tanner Hawkinson	G	6-5	300	5-14-90	2	Kansas	McPherson, Kan.	D5'13
73	Trey Hopkins	G	6-3	310	7-6-92	R	Texas	Houston, Texas	CFA'14
74	Marshall Newhouse	OT	6-4	328	9-29-88	5	Texas Christian	Dallas, Texas	UFA(G.B.)'14
75	Devon Still	DT	6-5	310	7-11-89	3	Penn State	Wilmington, Del.	D2'12
76-d	David King	DE	6-4	300	12-27-89	1	Oklahoma	Houston, Texas	FA'13
76-o	Will Svitek	OT	6-6	305	1-8-82	9	Stanford	Newbury Park, Calif.	FA'14
77	Andrew Whitworth	OT/G	6-7	330	12-12-81	9	Louisiana State	West Monroe, La.	D2'06
79	Chandler Burden	OT	6-4	300	11-17-89	1	Kentucky	Cincinnati, Ohio	FA'14
80	Orson Charles	H-B	6-3	254	1-27-91	3	Georgia	Tampa, Fla.	D4'12
81	Alex Smith	TE	6-4	250	5-22-82	10	Stanford	Denver, Colo.	UFA(Cle.)'13
82	Marvin Jones	WR	6-2	198	3-12-90	3	California	Fontana, Calif.	D5b'12
83	Kevin Brock	TE	6-5	264	4-9-86	2	Rutgers	Hackensack, N.J.	FA'13
84	Jermaine Gresham	TE	6-5	260	6-16-88	5	Oklahoma	Ardmore, Okla.	D1'10
85	Tyler Eifert	TE	6-6	250	9-8-90	2	Notre Dame	Fort Wayne, Ind.	D1'13
86	James Wright	WR	6-1	201	12-31-91	R	Louisiana State	Buras, La.	D7a'14
87	Cobi Hamilton	WR	6-2	197	11-13-90	1	Arkansas	Texarkana, Texas	D6b'13
88	Ryan Whalen	WR	6-1	200	7-26-89	4	Stanford	Alamo, Calif.	D6'11
89	Ryan Hewitt	TE/FB	6-4	254	1-24-91	R	Stanford	Denver, Colo.	CFA'14
90	Christo Bilukidi	DT	6-5	320	12-13-89	3	Georgia State	Ottawa, Ontario (Canada)	FA'13
91	Robert Geathers	DE	6-3	286	8-11-83	11	Georgia	Georgetown, S.C.	D4b'04
92	Dontay Moch	DE	6-2	257	7-19-88	2	Nevada	Phoenix, Ariz.	W(Ariz.)'14
93	Will Clarke	DE	6-6	271	5-4-91	R	West Virginia	Pittsburgh, Pa.	D3'14
94	Domata Peko	DT	6-3	322	11-27-84	9	Michigan State	Pago Pago (American Samoa)	D4'06
95	Wallace Gilberry	DE	6-2	275	12-5-84	7	Alabama	Bay Minette, Ala.	FA'12
96	Carlos Dunlap	DE	6-6	280	2-28-89	5	Florida	North Charleston, S.C.	D2'10
97	Geno Atkins	DT	6-1	303	3-28-88	5	Georgia	Pembroke Pines, Fla.	D4a'10
98	Brandon Thompson	DT	6-2	315	10-19-89	3	Clemson	Thomasville, Ga.	D3b'12
99	Margus Hunt	DE	6-8	290	7-14-87	2	Southern Methodist	Karksi-Nuia (Estonia)	D2b'13

COACHING STAFF: **Head coach:** Marvin Lewis. **Assistants:** Paul Alexander (assistant head coach/offensive line), Brian Braswell (offensive assistant/quality control), Matt Burke (linebackers), Mark Carrier (defensive backs), Kyle Caskey (running backs), Brayden Coombs (assistant special teams/quality control), Jeff Friday (assistant strength and conditioning), Paul Guenther (defensive coordinator), Jay Hayes (defensive line), Jonathan Hayes (tight ends), Hue Jackson (offensive coordinator), Vance Joseph (defensive backs), Marcus Lewis (defensive assistant/quality control), David Lippincott (assistant linebackers/quality control), Chip Morton (strength and conditioning), Darrin Simmons (special teams coordinator), James Urban (wide receivers), Ken Zampese (quarterbacks).

# PLAYER BIOGRAPHIES

(The Bengals' defensive statistics in the following biographies were compiled by coaches while reviewing game film, and thus may differ from the press box defensive statistics listed in the play-by-play reports produced at the games. Press box defensive statistics can be found in the year-by-year team statistics in the team history section.)



## ATKINS, GENO

DT #97

**Height:** 6-1  
**Weight:** 303  
**College:** Georgia  
**Experience:** 5th-year player in 2014

**2013 games-starts:** 9-9  
**Career games-starts:** 57-41  
**Born:** 3-28-88  
**Hometown:** Pembroke Pines, Fla.  
**Acquired:** D4a'10

*Cornerstone of Bengals defense hopes for a full season of action on 2014, having missed the last seven games and postseason in '13 due to knee injury (ACL tear) on Oct. 31 at Miami ... It is hoped he can be ready for full participation by the '14 regular-season opener ... Had not missed a regular season or postseason game prior to the knee injury ... Despite shortened season, still voted to a first-team DT spot on Sports Illustrated All-Pro team ... A first-team 2012 selection on Associated Press All-Pro team, Atkins was again a force in '13 despite facing more frequent double-teaming ... His six sacks led the team through the week of his knee injury ... In 2012, he logged 12.5 sacks, third-most in franchise history, leading all NFL interior linemen by wide margin ... A Pro Bowl selection for 2011 and '12 seasons, he stands as a major steal from fourth round of '10 draft ... A solid pro on the practice field, in the locker room and off the field, he was signed just before start of 2013 season to a five-year contract extension (through '18).*

**Career transactions:** Selected by Cincinnati in fourth round of 2010 NFL Draft (120th overall) ... Signed with Bengals on 7-17-10 ... Signed contract extension with Bengals on 9-2-13.

**Pro Bowl participation:** Selected to and played in two games ... Voted as AFC starter for 2012 season game and had one tackle ... Two tackles (one for a loss) for AFC in 2011 season contest.

**2013 highlights:** Started at DT in Games 1-9 ... Suffered ACL tear in the second quarter of Game 9, Oct. 31 at Miami; placed Nov. 4 on Reserve/Injured list ... Finished season with 29 tackles and six sacks, moving career sack total to 29 ... Credited by coaches with 16 QB pressures (second on team through Game 9) ... Recorded 11-yard sack of Ben Roethlisberger on Sept. 16 vs. Pittsburgh ... Five tackles, 1.5 sacks and three QB pressures on Sept. 29 at Cleveland ... In Cleveland game, had shared eight-yard sack of Brian Hoyer in third quarter and 10-yard solo sack on first play of fourth quarter ... Had eight-yard sack of Tom Brady on second play of game Oct. 6 vs. New England, and also recorded six tackles and three QB pressures ... Had five tackles, including seven-yard shared sack, on Oct. 13 at Buffalo, and logged two QB pressures ... Two tackles, including an eight-yard sack of Geno Smith, on Oct. 27 vs. Jets ... His two tackles Oct. 31 at Miami included eight-yard sack of Ryan Tannehill.

**Previous seasons:** **2010**—Fourth-round draftee played his way into regular D-line rotation early in training camp ... Went on to play in every game, with one start, and led team in coaches' compilation of QB pressures (19) ... Had 20 tackles, and was second on team in sacks (three) ... Combined with Michael

Johnson to sack Joe Flacco for four-yard loss in win Sept. 19 vs. Baltimore, helping stall Ravens' last comeback bid ... Three tackles and two QB pressures Nov. 14 at Indianapolis, including shared sack of Peyton Manning ... Three QB pressures in first pro start, Dec. 12 at Pittsburgh. **2011**—Played in every game, with 15 starts, and started Wild Card playoff at Houston ... His 7.5 sacks tied DT Tommy Kelly of Oakland for NFL lead among interior linemen ... First interior lineman to lead Bengals in sacks since 1996 (Dan Wilkinson with 6.5) ... His 68 tackles ranked second on line and eighth on team ... Second on team in QB pressures (22) ... Tied for team lead in combined fumbles forced/recovered (four) ... On Oct. 9 at Jacksonville, scored his first TD at any level of football after recovering a fumble from QB Blaine Gabbert on Jacksonville's final play and returning 10 yards for the score ... On Dec. 11 vs. Houston, had a forced fumble against T.J. Yates that Bengals recovered, and recovered an Arian Foster fumble, only to fumble it back to Texans during his return ... Had five tackles with a sack in the team's Wild Card playoff on 1-7-12 at Houston. **2012**—One of 10 Bengals to start all 16 games, and his team-leading 12.5 sacks were 4.5 ahead of next-best NFL interior lineman (Detroit's Ndamukong Suh at eight) ... Set Bengals record for sacks by an interior lineman, easily topping Dan Wilkinson's eight from 1996 ... Ranked tied for sixth among all NFL players in sacks, highest individual rank in Bengals history, topping ninth by Eddie Edwards (13) in 1983 ... Tied for team lead in forced fumbles (four) ... Also led Bengals in coaches' compilation of tackles-for-loss (15) and QB pressures (35) ... His 68 tackles ranked third on line ... One of only six unanimous selections to midseason All-Pro team by Pro Football Weekly ... Named by NFL as AFC Defensive Player of the Week for his performance in Cincinnati's playoff-clinching win Dec. 23 at Pittsburgh, sacking Ben Roethlisberger twice for 17 yards, forcing a fumble and leading line in tackles (eight) ... Logged two sacks of Joe Flacco for 15 yards on Sept. 10 at Baltimore ... His four tackles Sept. 23 at Washington included key 15-yard sack of Robert Griffin III with 0:29 remaining, with Redskins down seven and on Bengals' 19-yard line ... Two tackles and a QB pressure in Wild Card playoff on 1-5-13 at Houston.

**College:** Played four seasons (2006-09) at Georgia ... Named team's defensive MVP as a senior ... Played in team's last 45 games of his career ... Totaled 50 games and 23 starts ... Helped Bulldogs post 38-14 record, including 4-0 in bowl games ... Totaled 120 tackles with 11 sacks.

**Personal:** Hometown is Pembroke Pines, Fla. ... Attended St. Thomas Aquinas High School, where he was named Florida Class 5-A Defensive Player of the Year as a senior ... Father, Gene Atkins, had 10-year NFL career at S with New Orleans and Miami ... Housing major at Georgia ... Enjoys traveling, playing pool and movies ... First name is pronounced "JEE-no."

## GENO ATKINS' STATISTICS


			DEFENSE							INTERCEPTIONS					SCORING				
YEAR	TEAM	G-S	ST	AT	TT	SKS-YDS	PD	FF	FR-YDS	NO	YDS	AVG	LG	TD	TD	TD-IntRt	TD-FRRt	S	PTS
2010	Cincinnati	16-1	12	8	20	3-11	1	0	0-0	—	—	—	—	—	0	0	0	0	0
2011	Cincinnati	16-15	41	27	68	7.5-37.5	2	2	2-19	—	—	—	—	—	1	0	1	0	6
2012	Cincinnati	16-16	51	17	68	12.5-90	2	4	0-0	—	—	—	—	—	0	0	0	0	0
2013	Cincinnati	9-9	15	14	29	6-52.5	0	0	0-0	—	—	—	—	—	0	0	0	0	0
CAREER		57-41	119	66	185	29-191	5	6	2-19	—	—	—	—	—	1	0	1	0	6



POSTSEASON																				
			DEFENSE							INTERCEPTIONS					SCORING					
YEAR	TEAM	G-S	ST	AT	TT	SKS-YDS	PD	FF	FR-YDS	NO	YDS	AVG	LG	TD	TD	TD-IntRt	TD-FRRt	S	PTS	
2011	Cincinnati	1-1	4	1	5	1-0	0	0	0-0	—	—	—	—	—	—	—	—	—	—	
2012	Cincinnati	1-1	0	2	2	0-0	0	0	0-0	—	—	—	—	—	—	—	—	—	—	
2013	Cincinnati	0-0	DID NOT PLAY*							DID NOT PLAY*					DID NOT PLAY*					
CAREER		2-2	4	3	7	1-0	0	0	0-0	—	—	—	—	—	—	—	—	—	—	

\* NOTE: Atkins was on the Reserve/Injured list for one postseason with Cincinnati in 2013.

2013 REGULAR-SEASON GAME-BY-GAME																
		DEFENSE									INTERCEPTIONS					
DATE	OPPONENT	ST	AT	TT	SKS-YDS	INT-YDS	PD	FF	FR-YDS		NO	YDS	AVG	LG	TD	
9-8	at Chicago	1	2	3	0-0	0-0	0	0	0-0		—	—	—	—	—	—
9-16	PITTSBURGH	1	0	1	1-11	0-0	0	0	0-0		—	—	—	—	—	—
9-22	GREEN BAY	0	3	3	0-0	0-0	0	0	0-0		—	—	—	—	—	—
9-29	at Cleveland	2	3	5	1.5-14	0-0	0	0	0-0		—	—	—	—	—	—
10-6	NEW ENGLAND	4	2	6	1-8	0-0	0	0	0-0		—	—	—	—	—	—
10-13	at Buffalo	2	3	5	0.5-3.5	0-0	0	0	0-0		—	—	—	—	—	—
10-20	at Detroit	1	1	2	0-0	0-0	0	0	0-0		—	—	—	—	—	—
10-27	N.Y. JETS	2	0	2	1-8	0-0	0	0	0-0		—	—	—	—	—	—
10-31	at Miami	2	0	2	1-8	0-0	0	0	0-0		—	—	—	—	—	—
11-10	at Baltimore				RESERVE / INJURED						RESERVE / INJURED					
11-17	CLEVELAND				RESERVE / INJURED						RESERVE / INJURED					
11-24	— BYE —															
12-1	at San Diego				RESERVE / INJURED						RESERVE / INJURED					
12-8	INDIANAPOLIS				RESERVE / INJURED						RESERVE / INJURED					
12-15	at Pittsburgh				RESERVE / INJURED						RESERVE / INJURED					
12-22	MINNESOTA				RESERVE / INJURED						RESERVE / INJURED					
12-29	BALTIMORE				RESERVE / INJURED						RESERVE / INJURED					
TOTALS		15	14	29	6-52.5	0-0	0	0	0-0		—	—	—	—	—	—



# BERNARD, GIOVANI

HB #25

**Height:** 5-9  
**Weight:** 208  
**College:** North Carolina  
**Experience:** 2nd-year player in 2014

**2013 games-starts:** 16-0  
**Career games-starts:** 16-0  
**Born:** 11-22-91  
**Hometown:** Boca Raton, Fla.  
**Acquired:** D2a'13

*The first running back selected in the 2013 Draft, Bernard made an immediate impact on Bengals offense and was rated among the NFL's top rookies ... His 1209 yards from scrimmage ranked second on team, behind WR A.J. Green, and his total was second-most in Bengals history by a rookie, behind only 1388 by HB Corey Dillon in 1997 ... Bernard's 56 receptions were franchise's most by any RB, rookie or veteran, and his 514 receiving yards were third-most for any RB ... He rushed for 4.1-yard average (170-695) and scored eight TDs (five rushing, three receiving) ... Showed the ability to create highlight-reel plays in the open field ... Led the team in offensive touches (226) ... Selected to All-Rookie team by Pro Football Weekly/Pro Football Writers Association.*

**Career transactions:** Selected by Cincinnati in second round of 2013 NFL Draft (37th overall) ... Signed with Bengals on 5-23-13.

**2013 general:** Played in Games 1-16, rushing 170-for-695 (4.1) with five TDs and catching 56-for-514 and three TDs ... His 56 catches set team record for a RB, surpassing 55 by James Brooks in 1985 ... The only two reception yards totals by a Bengals RB to top Bernard's 514 have been 686 by Brooks in 1986 and 576 by Brooks in 1985 ... Third on team in total TDs (eight) and second on team in receptions (56).

**2013 game highlights:** Rushed four-for-22 and had one catch for eight yards in NFL debut Sept. 8 at Chicago ... On Sept. 16 vs. Pittsburgh, became first Bengals rookie to score rushing and receiving TD in same game since FB Craig Taylor in 1989, logging seven-yard rushing score and 27-yard receiving TD ... Led team in yards from scrimmage (99) on Sept. 22 vs. Green Bay, rushing 10-for-50 with TD and catching four-for-49 ... Led team in scrimmage yards (75) Sept. 29 at Cleveland, rushing 10-for-37 with six-for-38 receiving ... Led team in yards from scrimmage (69) for third consecutive week Oct. 6 vs. New England, rushing 13-for-62 with two-for-seven receiving ... On Oct. 13 at Buffalo, had 100 scrimmage yards (72 receiving and 28 rushing), scoring 20-yard TD on shovel pass in second quarter and adding key 23-yard receiving gain in OT ... On Oct. 20 at Detroit, had key eight-yard reception as

time was ticking down to set up game-winning FG ... On Oct. 31 at Miami, scored two TDs, including 35-yard highlight reel effort on which he appeared to be stopped for a loss but reversed field and slipped multiple tackles en route to end zone ... Led team in scrimmage yards (86) on Nov. 17 vs. Cleveland, rushing 10-for-45 (4.5) and catching four-for-41 ... On Dec. 8 vs. Indianapolis, rushed for team season-high 99 yards on 12 carries (8.3) and caught four-for-49, leading team in scrimmage yards with personal season-high of 148 ... His two-for-47 receiving Dec. 22 vs. Minnesota included another highlight-reel effort — 41 yards on a screen pass to Vikings' seven ... Logged 118 scrimmage yards in Wild Card playoff on 1-5-14 vs. San Diego (12-45 rushing and 7-73 receiving).

**College:** Played two seasons (2011-12) at North Carolina, after taking a redshirt year in 2010 due to knee injury ... Scored 31 TDs over his two campaigns and set school record for yards-per-rush (5.9) ... Rushed for 2481 yards and added 852 more as a receiver (92 catches) ... First UNC player since Natrone Means in 1990-91 to produce back-to-back 1000-yard rushing seasons (1253 and 1228) ... Consistent performer who averaged 107.9 rushing yards and 144.9 yards from scrimmage per game ... Scored 19 TDs in his 10 games in '12, including two on punt returns, and finished second in voting for ACC Player of the Year ... In 2011, joined Amos Lawrence (1977) as only freshman tailbacks in UNC history to earn first-team All-ACC.

**Personal:** Hometown is Boca Raton, Fla. ... Attended St. Thomas Aquinas High School in Fort Lauderdale, Fla., where he was rated the No. 2 RB in Florida by the Orlando Sun-Sentinel, helping guide Raiders to consecutive Class 5A state titles as a sophomore and junior, followed by a 13-1 season as a senior ... Exercise and Sport Science major at North Carolina ... Older brother, Yvenson, was an All Pac-10 tailback at Oregon State and played in CFL ... Son of Haitian immigrants who established a dry cleaning business in Boca Raton ... Traveled to Haiti during 2014 offseason for community work activities ... In 2011, when he made successful comeback from serious 2010 knee injury (ACL tear), he won Atlantic Coast Conference's Brian Piccolo Award, for player displaying most courage ... First name is pronounced "jee-o-VAHN-ee."

## GIOVANI BERNARD'S STATISTICS

YEAR	TEAM	G-S	RUSHING					RECEIVING					SCORING					
			ATT	YDS	AVG	LG	TD	NO	YDS	AVG	LG	TD	TD	TD-R	TD-P	TD-Rt	2-PtC	PTS
2013	Cincinnati	16-0	170	695	4.1	35t	5	56	514	9.2	41	3	8	5	3	0	0	48
CAREER		16-0	170	695	4.1	35t	5	56	514	9.2	41	3	8	5	3	0	0	48

**RUSHING SINGLE-GAME HIGHS:** ATTEMPTS—15 (10-13-13 at Buffalo). YARDS—99 (12-8-13 vs. Indianapolis). LONG—35t (10-31-13 at Miami). TOUCHDOWNS—2 (10-31-13 at Miami).

**RECEIVING SINGLE-GAME HIGHS:** RECEPTIONS—8 (11-10-13 at Baltimore). YARDS—72 (10-31-13 at Miami). LONG—41 (12-22-13 vs. Minnesota). TOUCHDOWNS—1 (three times; most recently on 11-10-13 at Baltimore).


## POSTSEASON

YEAR	TEAM	G-S	RUSHING					RECEIVING					SCORING					
			ATT	YDS	AVG	LG	TD	NO	YDS	AVG	LG	TD	TD	TD-R	TD-P	TD-Rt	2-PtC	PTS
2013	Cincinnati	1-0	12	45	3.8	12	0	7	73	10.4	17	0	—	—	—	—	—	—
CAREER		1-0	12	45	3.8	12	0	7	73	10.4	17	0	—	—	—	—	—	—



## 2013 REGULAR-SEASON GAME-BY-GAME

DATE	OPPONENT	RUSHING					RECEIVING				
		ATT	YDS	AVG	LG	TD	NO	YDS	AVG	LG	TD
9-8	at Chicago	4	22	5.5	7	0	1	8	8.0	8	0
9-16	PITTSBURGH	8	38	4.8	8	1	1	27	27.0	27t	1
9-22	GREEN BAY	10	50	5.0	17	1	4	49	12.3	31	0
9-29	at Cleveland	10	37	3.7	6	0	6	38	6.3	10	0
10-6	NEW ENGLAND	13	62	4.8	28	0	2	7	3.5	6	0
10-13	at Buffalo	15	28	1.9	7	0	6	72	12.0	23	1
10-20	at Detroit	7	27	3.9	7	0	5	32	6.4	8	0
10-27	N.Y. JETS	5	18	3.6	5	0	1	9	9.0	9	0
10-31	at Miami	9	79	8.8	35t	2	4	25	6.3	10	0
11-10	at Baltimore	14	58	4.1	18	0	8	37	4.6	18t	1
11-17	CLEVELAND	10	45	4.5	13	0	4	41	10.3	25	0
11-24	— BYE —										
12-1	at San Diego	14	57	4.1	19	0	1	9	9.0	9	0
12-8	INDIANAPOLIS	12	99	8.3	20	0	4	49	12.3	22	0
12-15	at Pittsburgh	13	33	2.5	7	1	2	13	6.5	8	0
12-22	MINNESOTA	13	20	1.5	4	0	2	47	23.5	41	0
12-29	BALTIMORE	13	22	1.7	7	0	5	51	10.2	27	0
TOTALS		170	695	4.1	35t	5	56	514	9.2	41	3



## BILUKIDI, CHRISTO

**DT #90****Height:** 6-5**Weight:** 320**College:** Georgia State**Experience:** 3rd-year player in 2014**2013 games-starts:** 7-0 (5-0 Oak., 2-0 Cin.)**Career games-starts:** 20-0**Born:** 12-13-89**Hometown:** Ottawa, Ontario (Canada)**Acquired:** FA'13

*Bilukidi shoots for first full Bengals season in 2014 ... Signed with Cincinnati as a free agent following Game 11 of 2013 and played in two games (Games 15-16) and Wild Card playoff ... Also played in Oakland's first five games of 2013 ... Sixth-round draft choice of Oakland in 2012, he played in 13 games as a rookie ... First player in Georgia State program to be selected in NFL Draft.*

**Career transactions:** Selected by Oakland in sixth round of 2012 NFL Draft (189th overall) ... Signed with Raiders on 6-7-13 ... Waived by Raiders on 10-23-13 ... Signed with Cincinnati as free agent on 11-20-13.

**2013 recap:** Made Bengals debut in Game 15 on Dec. 22 vs. Minnesota, and also played in season finale on Dec. 29 vs. Baltimore and in Wild Card playoff on 1-5-14 vs. San Diego ... No statistics ... Inactive (coaches' decision) for Games 12-14 ... Played in five games with Oakland to begin the season, and his four tackles included nine-yard sack of Chad Henne on Sept. 15 vs. Jacksonville.

**2012:** Played for Raiders in Games 1-2, 4, 6-7 and 9-16 ... Totaled 13 tackles, including eight solos, and one pass defended ... Two tackles on Nov. 11 at Baltimore ... Two tackles and a pass defended on Dec. 2 vs. Cleveland ... Season-high three tackles on Dec. 6 vs. Denver.

**College:** Two-year starter (2010-11) at Georgia State, playing DT and DE ... Logged 10 sacks and 16 tackles-for-loss ... As a senior in '11, had 38 tackles and five sacks ... Transferred to Georgia State from Eastern Arizona Junior College, where he played in 2008-09.

**Personal:** Born in Angola, in southwest Africa, country in which his father has been a diplomat ... Also has lived in France, Brazil and Canada ... Attended St. Patrick's High School in Ottawa, Canada, where he played one year of football and was a four-year letterman in basketball ... Speaks fluent French and is conversant in other languages besides English ... First name is pronounced "kriss-TOE" and last name if pronounced "bill-loo-KEE-dee."

### CHRISTO BILUKIDI'S STATISTICS


YEAR	TEAM	G-S	DEFENSE							INTERCEPTIONS					SCORING				
			ST	AT	TT	SKS-YDS	PD	FF	FR-YDS	NO	YDS	AVG	LG	TD	TD	TD-IntRt	TD-FRRt	S	PTS
2012	Oakland	13-0	8	4	12	0-0	1	0	0-0	—	—	—	—	—	—	—	—	—	—
2013	Oakland	5-0	3	1	4	1-9	0	0	0-0	—	—	—	—	—	—	—	—	—	—
	Cincinnati	2-0	0	0	0	0-0	0	0	0-0	—	—	—	—	—	—	—	—	—	—
OAK. TOTALS		18-0	11	5	16	1-9	1	0	0-0	—	—	—	—	—	—	—	—	—	—
CIN. TOTALS		2-0	0	0	0	0-0	0	0	0-0	—	—	—	—	—	—	—	—	—	—
CAREER		20-0	11	5	16	1-9	1	0	0-0	—	—	—	—	—	—	—	—	—	—

### POSTSEASON

YEAR	TEAM	G-S	DEFENSE							INTERCEPTIONS					SCORING				
			ST	AT	TT	SKS-YDS	PD	FF	FR-YDS	NO	YDS	AVG	LG	TD	TD	TD-IntRt	TD-FRRt	S	PTS
2013	Cincinnati	1-0	0	0	0	0-0	0	0	0-0	—	—	—	—	—	—	—	—	—	—
CAREER		1-0	0	0	0	0-0	0	0	0-0	—	—	—	—	—	—	—	—	—	—

### 2013 REGULAR-SEASON GAME-BY-GAME

		DEFENSE								INTERCEPTIONS				
DATE	OPPONENT	ST	AT	TT	SKS-YDS	INT-YDS	PD	FF	FR-YDS	NO	YDS	AVG	LG	TD
		Oakland												
9-8	at Indianapolis	1	0	1	0-0	0-0	0	0	0-0	—	—	—	—	—
9-15	JACKSONVILLE	1	1	2	1-9	0-0	0	0	0-0	—	—	—	—	—
9-23	at Denver	0	0	0	0-0	0-0	0	0	0-0	—	—	—	—	—
9-29	WASHINGTON	1	0	1	0-0	0-0	0	0	0-0	—	—	—	—	—
10-6	SAN DIEGO	0	0	0	0-0	0-0	0	0	0-0	—	—	—	—	—
10-13	at Kansas City	INACTIVE								INACTIVE				
10-20	— BYE —													
10-27	PITTSBURGH	NOT WITH AN NFL TEAM								NOT WITH AN NFL TEAM				
11-3	PHILADELPHIA	NOT WITH AN NFL TEAM								NOT WITH AN NFL TEAM				
11-10	at N.Y. Giants	NOT WITH AN NFL TEAM								NOT WITH AN NFL TEAM				
11-17	at Houston	NOT WITH AN NFL TEAM								NOT WITH AN NFL TEAM				
		Cincinnati												
11-24	— BYE —													
12-1	at San Diego	INACTIVE								INACTIVE				
12-8	INDIANAPOLIS	INACTIVE								INACTIVE				
12-15	at Pittsburgh	INACTIVE								INACTIVE				
12-22	MINNESOTA	0	0	0	0-0	0-0	0	0	0-0	—	—	—	—	—
12-29	BALTIMORE	0	0	0	0-0	0-0	0	0	0-0	—	—	—	—	—
OAK. TOTALS		3	1	4	1-9	0-0	0	0	0-0	—	—	—	—	—
CIN. TOTALS		0	0	0	0-0	0-0	0	0	0-0	—	—	—	—	—
2013 TOTALS		3	1	4	1-9	0-0	0	0	0-0	—	—	—	—	—



## BLACK, LARRY

DT #63

Height: 6-2  
Weight: 315  
College: Indiana  
Experience: 2nd-year player in 2014

2013 games-starts: 0-0  
Career games-starts: 0-0  
Born: 12-1-89  
Hometown: Cincinnati, Ohio  
Acquired: CFA'13

*Cincinnati native missed his entire rookie 2013 season due to a training camp injury ... Was cleared shortly after the '13 season for all '14 team activities ... Signed with the Bengals in '13 as a college free agent out of Indiana University.*

Career transactions: Signed with Cincinnati as college free agent on 4-30-13 ... Waived (injured) by Bengals on 8-7-13 ... Reverted to Bengals Reserve/Injured list after clearing waivers on 8-8-13.

2013 recap: Suffered season-ending leg fracture and dislocated ankle on July 31, in the sixth practice of training camp.

College: Played four seasons (2009-12) at Indiana, appearing in all 48 games (40 starts) ... Redshirted in 2008 ... Career totals of 127 tackles, eight sacks, 27.5 tackles for loss, two FRs, four PDs and one blocked FG ... Finished second on team as senior in sacks (four) and tackles-for-loss (12), and also had 36 tackles, one FR and two PDs ... Blocked FG at No. 2 Ohio State as sophomore ... Earned spot on Sporting News freshman All-America team for '09.

Personal: Hometown is Cincinnati ... Attended Wyoming (Ohio) High School, where he was an all-state, all-city and first team all-league selection ... Team captain and MVP ... Earned degree from Indiana in Recreational Sport Management in December 2012 ... Enjoys family time, video games and movies.

### LARRY BLACK'S STATISTICS


			DEFENSE							INTERCEPTIONS					SCORING				
YEAR	TEAM	G-S	ST	AT	TT	SKS-YDS	PD	FF	FR-YDS	NO	YDS	AVG	LG	TD	TD	TD-IntRt	TD-FRRt	S	PTS
2013	Cincinnati	0-0	DID NOT PLAY*							DID NOT PLAY*					DID NOT PLAY*				
CAREER		0-0	0	0	0	0-0	0	0	0-0	—	—	—	—	—	—	—	—	—	—

### POSTSEASON

			DEFENSE							INTERCEPTIONS					SCORING				
YEAR	TEAM	G-S	ST	AT	TT	SKS-YDS	PD	FF	FR-YDS	NO	YDS	AVG	LG	TD	TD	TD-IntRt	TD-FRRt	S	PTS
2013	Cincinnati	0-0	DID NOT PLAY*							DID NOT PLAY*					DID NOT PLAY*				
CAREER		0-0	0	0	0	0-0	0	0	0-0	—	—	—	—	—	—	—	—	—	—

\* NOTE: Black was on the Reserve/Injured list for 16 regular-season games and one postseason with Cincinnati in 2013.





## BODINE, RUSSELL

C #61

Height: 6-3  
Weight: 306  
College: North Carolina  
Experience: Rookie in 2014

2013 games-starts: 0-0  
Career games-starts: 0-0  
Born: 6-30-92  
Hometown: Scottsville, Va.  
Acquired: D4'14

*Only the third player in franchise history that the Bengals have obtained by trading up in the draft, Bodine has been tabbed by the coaching staff as a candidate to start at center in his rookie season ... Has the size and strength to physically take on the NFL's monster nose tackles ... Was the only player at the 2014 Scouting Combine to bench-press 225 pounds more than 40 times, as he hit 42 ... Though known at North Carolina as a disciplined performer and a team leader, he combined those attributes with a frequently observed "nasty streak" ... Opted to enter the NFL Draft following his junior season.*

Career transactions: Selected by Cincinnati in fourth round of 2014 NFL Draft (111th overall) ... Signed with Bengals on 5-23-14.

Coach Marvin Lewis says: "Russell was impressive on tape, and I had an opportunity to meet him at the Scouting Combine. In addition to being a big man — strong and tough — he's one of those guys who speaks and carries himself in the manner you want to have throughout your team. Everyone at North Carolina spoke so highly of him, and we think he has the attributes we need to compete and win in our division."

He's No. 3: The Bengals selected Bodine with the No. 111 selection in the 2014 draft, trading Nos. 123 and 199 to Seattle to move up 12 spots in the fourth round. Only twice previously had the Bengals traded up. In 1995, Cincinnati selected HB Ki-Jana Carter with the No. 1 pick after trading Nos. 5 and 36 to Carolina. In 2002, the Bengals took TE Matt Schobel with No. 67 (third round) after trading Nos. 73 and 145 to Carolina.

College highlights: Played three seasons (2011-13) at North Carolina, with redshirt year in 2010 ... Played 34 games with 27 starts ... Started at C his last two seasons after primarily playing guard as a freshman ... Credited by coaches with 23 TD-resulting blocks. **2013**—Started all 13 games at C and earned All-Atlantic Coast conference honorable mention from league coaches ... Credited with 10 or more knockdown blocks in five games. **2012**—Sophomore starter helped Tar Heels to 8-4 season and school records for points (487) and points per game (40.8) ... Team ranked second in ACC in offense (5827), a 485.6-yard average per game. **2011**—Played in nine games as redshirt freshman, with two starts at C as injury replacement. **2010**—Redshirt season.

Together again: Bengals HB Giovani Bernard is happy to have Bodine in Cincinnati. They were teammates in 2011 and '12 at North Carolina, when Bernard rushed for a total of 2481 yards and added 852 more as a receiver. "Russ is a guy who's not going to back down from anyone," Bernard says, "and when you have one of those guys who are very physical and kind of in-your-face, it's always good for an offensive line."

High school: Attended Fork Union (Va.) Military Academy, where he played G, C and DT ... Twice named all-state in the highest of the three private school divisions ... Also lettered in track, and won indoor state shot put championship as a senior with a throw of 49 feet and 3.25 inches.

Personal: Hometown is Scottsville, Va. ... Majored at North Carolina in Communication Studies ... Last name is pronounced "BO-dine."



## BOLING, CLINT

G #65

**Height:** 6-5  
**Weight:** 310  
**College:** Georgia  
**Experience:** 4th-year player in 2014

**2013 games-starts:** 12-12  
**Career games-starts:** 33-31  
**Born:** 5-9-89  
**Hometown:** Alpharetta, Ga.  
**Acquired:** D4'11

*Boling was in second consecutive season as No. 1 LG in 2013, but suffered season-ending knee injury (ACL tear) on Dec. 1 at San Diego ... Based on time of injury, standard projected return to full game readiness is the early regular season ... Contributed to Bengals '13 NFL rankings of 10th in net offense and tied for sixth in scoring ... Started every game in 2012 ... Part of 2012 run-blocking effort that helped HB BenJarvus Green-Ellis lead the NFL in third-and-one conversions (14 of 15).*

**Career transactions:** Selected by Cincinnati in fourth round of 2011 NFL Draft (101st overall) ... Signed with Bengals on 7-29-11.

**2013 highlights:** Started at LG in Games 1-12 ... Placed Dec. 3 on Reserve/Injured list, following knee injury suffered in Game 12, Dec. 1 at San Diego ... On Sept. 8 at Chicago, contributed to blocking effort that allowed only one sack as Andy Dalton posted a 97.2 passer rating ... On Sept. 16 vs. Pittsburgh, supported no sacks allowed and offensive output of 407 yards ... Helped lead blocking effort on Sept. 22 vs. Green Bay as Andy Dalton posted 105.5 passer rating ... On Oct. 6 vs. New England, supported 162 rushing yards on 39 carries (4.2) ... On Oct. 13 at Buffalo, contributed to season-high in total net yards (483), including season-high 165 rushing ... On Oct. 20 at Detroit, protected Andy Dalton for 372 passing yards and then career-high 135.9 passer rating ... Helped lead effort Oct. 27 vs. the Jets which allowed only one sack for two yards as Dalton threw for 325 yards and a career-high five TDs, posting his third consecutive game with a passer rating of more than 100 (125.7) ... Supported 163-yard rushing total Oct. 31 at Miami, second highest output of season ... Helped lead pass blocking effort that allowed no sacks Nov. 17 vs. Cleveland ... Left the game in the first quarter on Dec. 1 at San Diego after suffering a knee injury.

**Previous seasons: 2011**—Played in all four preseason games, and started at RG in regular-season Games 1-3 in place of suspended Bobbie Williams ... In reserve role for Game 4, sharing time at RG with Mike McGlynn ... Inactive for Games 5-13, as Williams reclaimed RG spot ... Active-DNP in Games 14-15, and saw action on special teams in season finale Jan. 1 vs. Baltimore ... Active-DNP in Wild Card playoff at Houston ... In season opener Sept. 11 at Cleveland, aided Cedric Benson's 121-yard, one-TD rushing effort. **2012**—Started at LG in all 16 games, one of 10 Bengals to start all 16, and also started Wild Card playoff at Houston ... Helped HB BenJarvus Green-Ellis rank first in NFL in third-and-one rushing conversions, edging Houston's Arian Foster by one (14-13), and Green-Ellis had only 15 attempts to Foster's 19 ... Helped Green-Ellis rush for at least 100 yards four times in five-game stretch (Games 10-12 and 14), with 168.2 team average in that span ... Took over No. 1 LG spot

early in preseason opener when anticipated competition with veteran free agent Travell Wharton was halted by season-ending Wharton knee injury ... Supported blocking effort Sept. 23 at Washington that netted season highs in points (38) and net yards (478) ... Supported season-best 221 rushing yards with 6.5 average Nov. 25 vs. Oakland ... In Thursday night win Dec. 13 at Philadelphia, aided rushing effort of 41-for-157 (3.8) and season-best 37:40 possession time, with Green-Ellis (106) becoming only second player in team history to log four 100-yard rushing totals in span of five team games.

**College:** Played four seasons (2007-10) at Georgia ... Capped career by earning 2010 first-team All-America honors from Pro Football Weekly ... Played every line position except center while seeing action in 51 games with 49 starts ... Departed with second-most starts for a non-kicker in school history, trailing only QB David Greene (52) ... Started 19 games at LOT, 19 at RG and 11 at ROT ... Voted to Georgia's 2001-10 Team of the Decade ... In his first three seasons, Bulldogs posted three bowl wins (Sugar, Capital One and Independence, in that order).

**Personal:** Hometown is Alpharetta, Ga. ... Attended Chattahoochee (Ga.) High, earning Class 5A All-State honors from the Atlanta Journal-Constitution and the Georgia Sports Writers Association as a senior in 2006 ... Also started for prep basketball team ... Earned degree from Georgia in insurance risk management ... In high school, named school's Academic Athlete of the Year in 2004 and '05.

### CLINT BOLING'S STATISTICS

#### GAMES-STARTS

YEAR	TEAM	GAMES	STARTS
2011	Cincinnati.....	5	3
2012	Cincinnati.....	16	16
2013	Cincinnati.....	12	12
CAREER		33	31

#### POSTSEASON

#### GAMES-STARTS

YEAR	TEAM	GAMES	STARTS
2011	Cincinnati.....	*DID NOT PLAY	
2012	Cincinnati.....	1	1
2013	Cincinnati.....	*DID NOT PLAY	
CAREER		1	1

\* NOTE: Boling was active/did not play for one postseason game with Cincinnati in 2011. He was on the Reserve/Injured list for one postseason game with Cincinnati in 2013.



## BROCK, KEVIN

TE #83

**Height:** 6-5  
**Weight:** 264  
**College:** Rutgers  
**Experience:** 2nd-year player in 2014

**2013 games-starts:** 4-0 (4-0 K.C.; 0-0 Cin.)  
**Career games-starts:** 6-0  
**Born:** 4-9-86  
**Hometown:** Hackensack, N.J.  
**Acquired:** FA'13

*A second-year pro for 2014, Brock looks for his first full season with Bengals ... Signed with Cincinnati as free agent following '13 regular-season finale and was inactive for Wild Card playoff ... Played in four games for Kansas City in '13, with three catches for 36 yards ... Saw brief action with Buffalo in 2011.*

**Career transactions:** Signed with Carolina as college free agent on 5-1-09 ... Waived by Panthers on 8-1-09 ... Acquired on waivers by N.Y. Jets on 8-3-09 ... Waived by Jets on 9-5-09 ... Signed to Pittsburgh practice squad on 9-15-09 ... Released from Steelers practice squad on 11-2-09 ... Signed to Chicago practice squad on 11-24-09 ... Signed to Bears roster (Reserve/Future list) on 1-4-10 ... Waived by Bears on 5-24-10 ... Signed with Dallas as free agent on 5-26-10 ... Waived (injured) by Cowboys on 8-10-10 ... Reverted to Cowboys Reserve/Injured list after clearing waivers on 8-11-10 ... Waived by Cowboys (injury settlement) on 8-23-10 ... Signed to Oakland practice squad on 9-6-10 ... Signed to Raiders roster on 1-4-11 ... Waived by Raiders on 9-3-11 ... Signed to Raiders practice squad on 9-5-11 ... Released from Raiders practice squad on 12-6-11 ... Signed to Buffalo practice squad on 12-14-11 ... Signed to Bills roster on 12-20-11 ... Waived by Bills on 8-31-12 ... Signed with Kansas City as free agent on 2-11-13 ... Waived by Chiefs on 9-1-13 ... Re-signed with Chiefs as free agent on 9-17-13 ... Waived by Chiefs on 10-29-13 ... Signed with Cincinnati as free agent on 12-31-13.

2013: Played for Kansas City in Games 3-6 ... Inactive for Chiefs for

Games 7-8 ... Caught two-for-27 in win Sept. 29 vs. N.Y. Giants ... Caught one-for-nine in win Oct. 13 vs. Oakland ... Waived following Game 8, and joined Bengals for practice week of Wild Card playoff game.

**Previous seasons:** **2009**—Entered NFL as college free agent with Carolina ... Played in preseason for N.Y. Jets (no receptions) ... Spent time in regular season on Pittsburgh and Chicago practice squads. **2010**—Opened year on Chicago roster, later signed by Dallas, and waived during preseason by Dallas with an injury settlement ... Spent regular season on Oakland practice squad. **2011**—Spent preseason with Oakland (two catches for 22 yards) and spent most of regular season on Raiders practice squad ... Signed to Buffalo practice squad prior to Game 14, and activated to Bills roster for Games 15-16 ... Had 21-yard reception in win Dec. 24 vs. Denver, and a six-yard catch on 1-1-12 at New England. **2012**—Spent training camp with Buffalo and waived in final cuts ... Not with an NFL team in regular season.

**College:** Played four seasons (2005-08) at Rutgers, with a redshirt year in 2004 ... Appeared in 42 games, with 49 receptions for 541 yards (11.0) with four TDs ... Caught 26-for-300 with two TDs as a senior and 23-for-241 with two TDs as a junior.

**Personal:** Hometown is Hackensack, N.J. ... Attended Hackensack High School, but did not play football until his junior year.

### KEVIN BROCK'S STATISTICS

YEAR	TEAM	G-S	RECEIVING					RUSHING					SCORING					
			NO	YDS	AVG	LG	TD	ATT	YDS	AVG	LG	TD	TD	TD-R	TD-P	TD-Rt	2-PtC	PTS
2009	Pittsburgh	0-0		DID NOT PLAY*					DID NOT PLAY*						DID NOT PLAY*			
	Chicago	0-0		DID NOT PLAY*					DID NOT PLAY*						DID NOT PLAY*			
2010	Oakland	0-0		DID NOT PLAY*					DID NOT PLAY*						DID NOT PLAY*			
2011	Oakland	0-0		DID NOT PLAY*					DID NOT PLAY*						DID NOT PLAY*			
	Buffalo	2-0	2	27	13.5	21	0	—	—	—	—	—	—	—	—	—	—	—
2012	—	0-0		DID NOT PLAY*					DID NOT PLAY*						DID NOT PLAY*			
2013	Kansas City	4-0	3	36	12.0	25	0	—	—	—	—	—	—	—	—	—	—	—
	Cincinnati	0-0		DID NOT PLAY*					DID NOT PLAY*						DID NOT PLAY*			
BUFF. TOTALS			2	27	13.5	21	0	—	—	—	—	—	—	—	—	—	—	—
K.C. TOTALS			3	36	12.0	25	0	—	—	—	—	—	—	—	—	—	—	—
CIN. TOTALS			0	0	—	—	0	—	—	—	—	—	—	—	—	—	—	—
CAREER			6-0	5	63	12.6	25	0	—	—	—	—	—	—	—	—	—	—

**RECEIVING SINGLE-GAME HIGHS:** RECEPTIONS—2 (for Kansas City; 9-29-13 vs. N.Y. Giants). YARDS—27 (for Kansas City; 9-29-13 vs. N.Y. Giants). LONG—25 (for Kansas City; 9-29-13 vs. N.Y. Giants). TOUCHDOWNS—(none).

### POSTSEASON

YEAR	TEAM	G-S	RECEIVING					RUSHING					SCORING					
			NO	YDS	AVG	LG	TD	ATT	YDS	AVG	LG	TD	TD	TD-R	TD-P	TD-Rt	2-PtC	PTS
2013	Cincinnati	0-0		DID NOT PLAY*					DID NOT PLAY*						DID NOT PLAY*			
CAREER			0-0	0	0	—	0	—	—	—	—	—	—	—	—	—	—	—

\* NOTE: Brock was on the practice squad for six regular-season games with Pittsburgh and seven regular-season games with Chicago in 2009. He was on the practice squad for 16 regular-season games with Oakland in 2010. He was on the practice squad for 12 regular-season games with Oakland in 2011. He was not with an NFL team in 2012. He was inactive for one postseason game with Cincinnati in 2013 (he was not with the Bengals during the '13 regular season).





## BURDEN, CHANDLER

OT #79

**Height:** 6-4  
**Weight:** 300  
**College:** Kentucky  
**Experience:** 1st-year player in 2014

**2013 games-starts:** 0-0 (0-0 K.C.)  
**Career games-starts:** 0-0  
**Born:** 11-17-89  
**Hometown:** Cincinnati, Ohio  
**Acquired:** FA'14

*First-year pro, a Cincinnati native, looks for a foothold on the Bengals' roster after signing as a free agent ... Spent 2012 on the Miami practice squad and was on the Kansas City practice squad for most of the season's second half in '13 ... Opened '14 with Kansas City before being waived in May ... Opened his college career at Kentucky as a defensive lineman before being switched to offense as a junior.*

**Career transactions:** Signed with Tennessee as college free agent on 5-3-12 ... Waived by Titans on 7-25-12 ... Signed with Miami on 8-1-12 ... Waived by Dolphins on 8-31-12 ... Signed to Dolphins practice squad on 9-2-12 ... Signed to Dolphins roster on 1-3-13 ... Waived by Dolphins on 8-26-13 ... Signed to Kansas City practice squad on 10-2-13 ... Released from Chiefs practice squad on 11-12-13 ... Signed to Chiefs practice squad on 11-19-13 ... Signed to Chiefs roster on 1-6-14 ... Waived by Chiefs on 5-27-14 ... Signed with Cincinnati as free agent on 6-3-14.

**2013:** Signed to Miami offseason roster for start of new league year and played in first three Dolphins preseason games before being waived ... On Kansas City practice squad for Games 5-8 and 10-16.

**2012:** Entered NFL in May as college free agent signee with Tennessee ... Waived by Titans in July, he was signed by Miami and played in all four Dolphins preseason games, including a start at LG in finale Aug. 29 at Dallas ... Spent full regular season on Dolphins practice squad.

**College:** Lettered four seasons (2008-11) at Kentucky, playing 43 games with 26 starts ... Helped Wildcats reach BBVA Compass Bowl as a junior, leading line that finished second in Southeastern Conference in fewest sacks allowed,

but missed the bowl game vs. Pittsburgh due to shoulder injury ... Played 13 games at DE, with three starts, as a sophomore.

**Personal:** Hometown is Cincinnati ... Attended La Salle High School, where he was a two-way lineman ... Also as a prep athlete, won state championships as a senior in shot put and discus, competing in Ohio's big-school classification ... History major at Kentucky.

*NOTE ABOUT NFL EXPERIENCE: Burden did not earn an accrued year of experience toward NFL free agency in 2012 or '13 because he was not on a 53-player roster, a Reserve/Injured list or a Reserve/Physically Unable to Perform list for the required minimum of six games in either of those seasons.*

### CHANDLER BURDEN'S STATISTICS

#### GAMES-STARTS

YEAR	TEAM	GAMES	STARTS
2012	Miami .....	*DID NOT PLAY	
2013	Kansas City .....	*DID NOT PLAY	
CAREER		0	0

#### POSTSEASON

#### GAMES-STARTS

YEAR	TEAM	GAMES	STARTS
2013	Kansas City .....	*DID NOT PLAY	
CAREER		0	0

\* NOTE: Burden was on the practice squad for 16 regular-season games with Miami in 2012. He was on the practice squad for 11 regular-season games and one postseason game with Kansas City in 2013.



## BURFICT, VONTAZE

**LB #55**

**Height:** 6-1  
**Weight:** 248  
**College:** Arizona State  
**Experience:** 3rd-year player in 2014

**2013 games-starts:** 16-16  
**Career games-starts:** 32-30  
**Born:** 9-24-90  
**Hometown:** Corona, Calif.  
**Acquired:** CFA'12

*Undrafted out of Arizona State in 2012, Burfict is now recognized as one of the NFL's top young LBs ... Enters his third Bengals season in 2014, after being voted to last season's Pro Bowl and also to second-team Associated Press All-Pro spot ... Led 2013 Bengals in tackles by margin of 94 and was named AFC Defensive Player of the Week for his performance in Week 11 vs. Cleveland ... As a rookie in 2012, claimed starting WLB spot that was opened by Thomas Howard injury and ended regular season with team-leading 174 tackles ... Credited by coaches for exceptional natural football instincts and field awareness ... Powerful performer who easily carries 250 pounds on his 6-1 frame ... Talented prospect was bypassed in 2012 draft, labeled as an undisciplined and out-of-shape player, but with Bengals he improved conditioning, delivered consistent play and showed the potential that once had him rated a possible high pick.*

**Career transactions:** Signed with Cincinnati as college free agent on 5-2-12.

**Pro Bowl participation:** Made his Pro Bowl debut in the 2013 season contest, starting for victorious Team Rice ... Finished second on team in tackles (five) and intercepted an Andrew Luck pass at Team Sanders 27 in first quarter.

**AFC's best:** Burfict was named by the NFL as AFC Defensive Player of Week for Nov. 17 vs. Cleveland. He had 18 total tackles and 15 solos, re-setting his team season-high in each category, and he forced a fumble by RB Chris Ogbonnaya that he returned 13 yards for a TD in the second quarter, putting the Bengals ahead 28-13.

**2013 general:** Started every game, with team-high 204 tackles, plus three sacks, an INT, one forced fumble, two fumble recoveries (one returned for TD) and 10 passes defended (tied for front seven lead) ... Led team with eight tackles-for-loss, and had 11 QB pressures ... Had wide lead over second-place tackler (MLB Rey Mauuluga with 110) ... Led team in tackles 12 times, tied for lead twice, finished second once and tied for second once ... Had team's four highest game-totals of the season in tackles, led by 18 on Nov. 17 vs. Cleveland

**More 2013 game highlights:** Team-leading 13 tackles Sept. 22 vs. Green Bay ... Recorded team-high 11 tackles and 10-yard shoestring sack of Tom Brady Oct. 6 vs. New England ... Led team with 13 tackles Oct. 13 at Buffalo, and his recovery of Thad Lewis fumble at Bengals' 47 led to Cincinnati TD ... Seven tackles Oct. 31 at Miami, first game in last 15 (dating to 2012) without double-figure tackle total ... Came into Dec. 1 game at San Diego questionable with an ankle injury, but still led team with 13 tackles, along with a pass defended and two QB pressures ... Led team with 10 tackles and had two passes defended Dec. 8 vs. Indianapolis ... Led team with 13 tackles Dec. 15 at Pittsburgh ... Missed fourth quarter Dec. 22 vs. Minnesota (concussion), but still

tied for team lead with six tackles, including first two-sack game, and had two additional QB pressures ... Led the team with 16 tackles, including one for loss Dec. 29 vs. Baltimore, and had one QB pressure ... Seven tackles, including a shared sack, in Wild Card playoff on 1-5-14 vs. San Diego.

**2012:** Played in all 16 games, with 14 starts (Games 3-16), and also started Wild Card playoff game ... Led team in tackles (174) ... One fumble recovery on defense and another on special teams ... Had team's four highest game-totals in tackles — 23 on Dec. 30 vs. Baltimore, 16 on Oct. 21 vs. Pittsburgh, 15 on Dec. 2 at San Diego and 14 on Dec. 9 vs. Dallas ... Second on team in tackles-for-loss (eight), and had five QB pressures ... Credited with his first career start Sept. 23 at Washington and recorded seven tackles ... Led team in tackles (12) Sept. 30 at Jacksonville, and logged first career sack — 11-yarder of Blaine Gabbert in fourth quarter ... Tied for second on team in tackles (10) Oct. 7 vs. Miami, and recovered a fumble on a Dolphins punt return ... Six tackles Nov. 18 at Kansas City, and recovered Peyton Hillis fumble at Chiefs 34 in first quarter ... Led team in tackles (12) in key win on Dec. 23 at Pittsburgh ... Team season-high 23 tackles, including 14 solos (tied season high) on Dec. 30 vs. Baltimore ... Logged 10 tackles in Wild Card playoff on 1-5-13 at Houston.

**No apprenticeship:** Burfict in 2012 set a Bengals mark for most starts (14) in a rookie season by a player signed as a college free agent. The Elias Sports Bureau reports that since the 1970 merger, only two undrafted rookies had previously started as many as half of Cincinnati's games — LB Armegis Spearman of Ole Miss (11 games in 2000) and OT Kevin Sargent of Eastern Washington (eight games in 1992).

**College:** Played three seasons at MLB for Arizona State (2009-11), seeing action in 37 games with 32 starts ... Totaled 228 career tackles, including 22.5 for loss, seven sacks, four forced fumbles, three fumble recoveries and an INT ... Played in all 13 games in 2011, with 12 starts, and logged 69 tackles, including five sacks ... Reached semifinals consideration as a junior as a candidate for Butkus Award (top college LB) ... In sophomore season in 2010, led team with a career-best 90 tackles, and also had two forced fumbles ... Earned the starting MLB spot in the fourth game of his freshman season, logging 69 tackles, two sacks, two forced fumbles and two fumble recoveries ... Named the 2009 Pac-10 Defensive Freshman of the Year, and was selected to several Freshman All-America lists.

**Personal:** Hometown is Corona, Calif. ... Attended Centennial High School, rated a national prep power, and helped lead team to No. 2 national ranking as senior ... Prep All-American, and one of most highly-rated prospects in the country as senior ... Majored in Interdisciplinary Studies at Arizona State, with emphasis in criminal justice and sociology ... Enjoys golf ... First name is pronounced "VONN-lez" and last name is pronounced "BER-fict" (rhymes with "perfect").


### VONTAZE BURFICT'S STATISTICS

			DEFENSE							INTERCEPTIONS						SCORING						
YEAR	TEAM	G-S	ST	AT	TT	SKS-YDS	PD	FF	FR-YDS	NO	YDS	AVG	LG	TD	TD	TD-IntRt	TD-FRRt	S	PTS			
2012	Cincinnati	16-14	100	74	174	1-11	3	0	1-0	0	0	—	—	0	0	0	0	0	0			
2013	Cincinnati	16-16	141	63	204	3-20	10	1	2-13	1	12	12.0	12	0	1	0	1	0	6			
CAREER		32-30	241	137	378	4-31	13	1	3-13	1	12	12.0	12	0	1	0	1	0	6			
			SPECIAL TEAMS							KICKOFF RETURNS						PUNT RETURNS						
YEAR	TEAM		ST	AT	TT	FF	FR-YDS	BP	BFG	BXP	NO	YDS	AVG	FC	LG	TD	NO	YDS	AVG	FC	LG	TD
2012	Cincinnati		0	0	0	0	1-0	0	0	0	—	—	—	—	—	—	—	—	—	—	—	—
CAREER			0	0	0	0	1-0	0	0	0	—	—	—	—	—	—	—	—	—	—	—	—

POSTSEASON																			
			DEFENSE							INTERCEPTIONS					SCORING				
YEAR	TEAM	G-S	ST	AT	TT	SKS-YDS	PD	FF	FR-YDS	NO	YDS	AVG	LG	TD	TD	TD-IntRt	TD-FRRt	S	PTS
2012	Cincinnati	1-1	6	4	10	0-0	0	0	0-0	—	—	—	—	—	—	—	—	—	—
2013	Cincinnati	1-1	5	2	7	0.5-3	0	0	0-0	—	—	—	—	—	—	—	—	—	—
CAREER		2-2	11	6	17	0.5-3	0	0	0-0	—	—	—	—	—	—	—	—	—	—

2013 REGULAR-SEASON GAME-BY-GAME																
		DEFENSE									INTERCEPTIONS					
DATE	OPPONENT	ST	AT	TT	SKS-YDS	INT-YDS	PD	FF	FR-YDS	NO	YDS	AVG	LG	TD		
9-8	at Chicago	8	6	14	0-0	1-12	1	0	0-0	1	12	12.0	12	0		
9-16	PITTSBURGH	5	6	11	0-0	0-0	0	0	0-0	0	0	—	—	0		
9-22	GREEN BAY	10	3	13	0-0	0-0	0	0	0-0	0	0	—	—	0		
9-29	at Cleveland	8	6	14	0-0	0-0	1	0	0-0	0	0	—	—	0		
10-6	NEW ENGLAND	7	4	11	1-10	0-0	0	0	0-0	0	0	—	—	0		
10-13	at Buffalo	7	6	13	0-0	0-0	0	0	1-0	0	0	—	—	0		
10-20	at Detroit	13	4	17	0-0	0-0	2	0	0-0	0	0	—	—	0		
10-27	N.Y. JETS	9	4	13	0-0	0-0	1	0	0-0	0	0	—	—	0		
10-31	at Miami	4	3	7	0-0	0-0	0	0	0-0	0	0	—	—	0		
11-10	at Baltimore	13	2	15	0-0	0-0	1	0	0-0	0	0	—	—	0		
11-17	CLEVELAND	15	3	18	0-0	0-0	1	1	1-13	0	0	—	—	0		
11-24	— BYE —															
12-1	at San Diego	10	3	13	0-0	0-0	1	0	0-0	0	0	—	—	0		
12-8	INDIANAPOLIS	7	3	10	0-0	0-0	2	0	0-0	0	0	—	—	0		
12-15	at Pittsburgh	8	5	13	0-0	0-0	0	0	0-0	0	0	—	—	0		
12-22	MINNESOTA	4	2	6	2-10	0-0	0	0	0-0	0	0	—	—	0		
12-29	BALTIMORE	13	3	16	0-0	0-0	0	0	0-0	0	0	—	—	0		
TOTALS		141	63	204	3-20	1-12	10	1	2-13	1	12	12.0	12	0		





## BURKHEAD, REX

**HB #33**

**Height:** 5-10  
**Weight:** 215  
**College:** Nebraska  
**Experience:** 2nd-year player in 2014

**2013 games-starts:** 1-0  
**Career games-starts:** 1-0  
**Born:** 7-2-90  
**Hometown:** Plano, Texas  
**Acquired:** D6a'13

*Sixth-round 2013 draft choice has potential to gain increased playing time as a second-year pro ... On roster for the full '13 season and saw action in one game, but significant play time opportunities did not materialize as veteran HBs remained largely injury-free ... Is known as a throwback-style player with potential to contribute in multiple ways with talent, toughness and desire ... Limited as a senior at Nebraska by a knee sprain, but left as school's No. 5 all-time rusher, scoring 35 total TDs.*

**Career transactions:** Selected by Cincinnati in sixth round of 2013 NFL Draft (190th overall) ... Signed with Bengals on 5-13-13.

**2013 recap:** Inactive for Games 1-9 and 11-16 ... Made NFL debut on special teams in Game 10 on Nov. 10 at Baltimore (no statistics) ... Slowed early in season by hamstring strain suffered in practice ... Played in all four preseason games, rushing 28-for-130 with one TD, and caught five passes for 39 yards.

**College:** Played four seasons (2009-12) at Nebraska, with 44 games played and 22 starts ... His 3329 career rushing yards included 14 games of 100 or more yards, with career rushing average of 5.2 per carry ... Knee sprain affected him for a number of games as a senior, but he recorded a 6.9-yard average on his 98 rushes and completed one of the most successful all-around careers in program history ... His 35 TDs included 30 rushing and five as a receiver ... Helped lead Cornhuskers to 39-16 record over his four seasons, and was noted for major academic and community service accomplishments.

**Run to the White House:** Burkhead's commitment to community service has been personified by his friendship with eight-year-old Jack Hoffman, a cancer patient from Atkinson, Neb. Jack contacted Nebraska in 2011, asking for a Burkhead photo. Burkhead offered to meet Jack, and his involvement in their relationship led to national notice when he arranged for Jack to suit up in a

Cornhusker uniform and "run for a touchdown" in the 2013 NU spring football game before a crowd of more than 60,000. President Obama responded by inviting Jack and his family to the White House, and the family included Burkhead in its party. In honor of Jack Hoffman, Burkhead has launched the Team Jack Foundation.

**More on community service:** Burkhead last season became a frequent participant in Bengals' community outreach activities, and his past outreach work has included team hospital visits, activity with Madonna Wheelchair Football Workshop, the Fellowship of Christian Athletes and benefits for Irving (Texas) Recreation Center ... Three-time member of Nebraska's Brook Berringer Citizenship Team, and was selected as one of Nebraska's Student-Athlete HERO Leadership Award winners in 2012 ... Chosen as one of Uplifting Athletes Champions of 2011-12, for helping place focus on helping children with rare diseases ... One of 11 FBS players named to Allstate American Football Coaches Association Good Works Team, and in December 2012 he was named captain of that team.

**Personal:** Hometown is Plano, Texas ... Attended Plano High School, where as a senior he was a first-team Class 5A All-State selection by Associated Press ... Rushed for 1762 yards and 28 TDs as a prep senior and added 42 receptions for 594 yards and five TDs ... Rushed for 1768 yards and 29 TDs as a junior ... Earned first-team all-district honors in basketball as a junior and senior, and as a sophomore he was part of Class 5A state championship basketball team ... Graduated from Nebraska in three and a half years, with degree in history ... Has earned repeated scholar-athlete awards throughout his career, including first-team CoSIDA Academic All-American in 2011 and 2012, and recognition as one of 15 National Football Foundation Scholar Athletes in 2012 ... Offseason residence is Dallas, Texas ... Married (wife Danielle) ... Hobbies include movies, fishing, basketball, golf and tennis.


### REX BURKHEAD'S STATISTICS

			RUSHING					RECEIVING					SCORING					
YEAR	TEAM	G-S	ATT	YDS	AVG	LG	TD	NO	YDS	AVG	LG	TD	TD	TD-R	TD-P	TD-Rt	2-PtC	PTS
2013	Cincinnati	1-0	0	0	—	—	0	—	—	—	—	—	—	—	—	—	—	—
CAREER		1-0	0	0	—	—	0	—	—	—	—	—	—	—	—	—	—	—

### POSTSEASON

			RUSHING					RECEIVING					SCORING					
YEAR	TEAM	G-S	ATT	YDS	AVG	LG	TD	NO	YDS	AVG	LG	TD	TD	TD-R	TD-P	TD-Rt	2-PtC	PTS
2013	Cincinnati	0-0	DID NOT PLAY*					DID NOT PLAY*					DID NOT PLAY*					
CAREER		0-0	0	0	—	—	0	—	—	—	—	—	—	—	—	—	—	—

\* NOTE: Burkhead was inactive for one postseason game with Cincinnati in 2013.



## CAMPBELL, JASON

QB #17

**Height:** 6-5  
**Weight:** 235  
**College:** Auburn  
**Experience:** 10th-year player in 2014

**2013 games-starts:** 9-8 (9-8 Cle.)  
**Career games-starts:** 86-79  
**Born:** 12-31-81  
**Hometown:** Laurel, Miss.  
**Acquired:** FA'14

*A 10th-year NFL player for 2014, Campbell signed with Bengals as free agent on March 20 ... A veteran of 86 NFL games with 79 starts, he won an AFC Offensive Player of the Week award last season for Cleveland ... Entered NFL as a first-round draft choice of Washington (25th overall) and played for Redskins through 2009 ... Traded to Oakland in 2010 and was the Raiders' starter in '10 and '11, until an injury prematurely ended his '11 season ... Hue Jackson, Bengals offensive coordinator for 2014, was Campbell's offensive coordinator in '10 and his head coach in '11 ... Went to Chicago as an unrestricted free agent for 2012 and to Cleveland as UFA for '13 ... Enters 2014 with 16,697 career passing yards, with 87 TDs against just 60 INTs ... Career passer rating of 81.8.*

**Career transactions:** Selected by Washington in first round of 2005 NFL Draft (25th overall) ... Signed with Redskins on 8-2-05 ... Traded by Redskins to Oakland on 4-24-10 for Raiders' fourth-round pick in 2012 NFL Draft ... Signed renegotiated contract with Raiders on 4-27-10 ... Signed with Chicago as unrestricted free agent on 3-16-12 ... Signed with Cleveland as unrestricted free agent on 3-26-13 ... Contract terminated by Browns on 3-12-14 ... Signed with Cincinnati as free agent on 3-20-14.

**2013:** Signed with Cleveland as unrestricted free agent and started eight of last nine games ... Only missed game among last nine was Dec. 1 vs. Jacksonville, when he was inactive due to concussion suffered Nov. 24 vs. Pittsburgh ... Elevated (coaches' decision) over Brandon Weeden into starting role for Game 8, Oct. 27 at Kansas City, with QB Brian Hoyer already out for season due to knee injury ... Against Kansas City, passed 22-for-36 for 293-2-0 (105.4 passer rating) in 23-17 loss against NFL's only still-unbeaten team ... Stayed hot on Nov. 3 vs. Baltimore, earning AFC Offensive Player of the Week as he posted 116.6 rating (23-for-35 for 262-3-0) in 24-18 win ... Passed for career-high 391 yards, second-most in Browns history in a road game, on Dec. 8 vs. New England ... Directed two 80-yard TD drives in fourth quarter on Dec. 15 vs. Chicago ... Played in only one of season's first seven games, relieving injured Weeden late in fourth quarter Sept. 15 at Baltimore.

**Previous seasons:** **2005**—Rookie was inactive third QB for all 16 games and both postseason games for Washington, behind veterans Mark Brunell and Patrick Ramsey on depth chart. **2006**—Did not play (third QB) in Washington's first nine games ... Promoted ahead of Mark Brunell to starting QB position for last seven games ... Made NFL debut in 20-17 loss on Nov. 19 at Tampa Bay, starting and posting 92.3 rating on 19-of-34 for 196-2-0 ... Led his first win on Nov. 26 vs. Carolina, a 17-13 decision in which he erased 13-10 deficit with 66-yard fourth-quarter TD pass to Chris Cooley. **2007**—Played and started first 13 games for Washington ... Suffered knee injury in Game 13, Dec. 6 vs. Chicago, and missed last three regular-season games plus Wild Card playoff loss ... Posted 125.3 passer rating in Oct. 7 win vs. Detroit, completing 23-of-29

for 248-2-0 ... On Nov. 18 at Dallas, completed Washington-record 33 passes (33-54 for 348-2-1), surpassing mark of 32 set by Sonny Jurgensen in 1967. **2008**—Started all 16 Redskins games and served as a team captain ... Logged 3245 passing yards, with 13 TD passes and just six INTs ... Led NFL in lowest INT percentage (1.2) ... Second on team in rushing yards (258) ... Threw game-winning 67-yard TD pass to Santana Moss on Sept. 14 vs. New Orleans ... Passer ratings of 112.2 on Sept. 21 vs. defending NFC champ Arizona and of 108.4 on Sept. 28 at Dallas ... Passer rating of 127.4 in win Oct. 26 at Detroit, completing 23-of-28 (career-best 82.1 percent) for 328-1-0. **2009**—Started all 16 Washington games for second straight season ... Logged career season-bests in passing yards (3618), completions (Redskins record 327), completion percentage (64.5), TD passes (20) and passer rating (86.4) ... Fourth among NFL QBs in rushing yards (236) ... Completed career-long 84-yard pass, for a TD, to Malcolm Kelly in season finale 1-3-10 at San Diego. **2010**—Traded in April from Washington to Oakland ... Played 13 Raiders games, with 12 starts ... Raiders were 7-5 in his starts ... Career-best passer rating of 127.9 in Oct. 24 win at Denver, completing 12-of-20 for 204-2-0, and came back with 120.0 rating in win Oct. 31 vs. Seattle ... Posted ratings of 90-plus in four of the last five games. **2011**—Started Oakland's first six games, with team posting 4-2 record, but suffered season-ending injury (broken collarbone) in second quarter of Game 6, Oct. 16 vs. Cleveland ... Suffered injury on a seven-yard rushing gain, tackled by LBs Chris Gocong and Scott Fujita ... Had a pair of 300-yard passing games, 323 on Sept. 18 at Buffalo and 344 on Oct. 2 vs. New England ... Scored two rushing TDs while passing for six, with four INTs. **2012**—Signed with Chicago as unrestricted free agent and spent season as backup to Jay Cutler ... Played in six games (active-DNP for other games) ... One start, replacing injured Cutler in loss Nov. 19 at San Francisco.

**College:** Played four seasons (2001-04) at Auburn, starting 40 games ... Led Tigers to 13-0 season as a senior, but Auburn finished second to 13-0 USC for BCS national championship ... Named Southeastern Conference Offensive Player of the Year as a senior, and was MVP in SEC Championship game and in Sugar Bowl win over Virginia Tech ... Finished seventh as a senior in Heisman Trophy voting ... Left Auburn ranked second in school history in passing yards (7299), completions (552) and TD passes (45), trailing only Stan White in yards and completions and only Pat Sullivan in TD passes.

**Personal:** Hometown is Laurel, Miss. ... Attended Taylorsville High School, where he was named Gatorade Player of the Year in Mississippi in 1999 ... Also an all-state basketball player in high school ... Active in community service throughout his career, he has hosted golf events to benefit leukemia/lymphoma research, has spoken at high schools and has hosted an annual football camp in Mississippi ... Earned degree from Auburn in public administration.

### JASON CAMPBELL'S STATISTICS

YEAR	TEAM	G-S	PASSING										SKD-YDS	RAT
			ATT	CMP	CMP%	YDS	YDS/ATT	TD	TD%	INT	INT%	LG		
2005	Washington	0-0												
2006	Washington	7-7	207	110	53.1	1297	6.27	10	4.8	6	2.9	66t	7-55	76.5
2007	Washington	13-13	417	250	60.0	2700	6.47	12	2.9	11	2.6	54	21-110	77.6
2008	Washington	16-16	506	315	62.3	3245	6.41	13	2.6	6	1.2	67t	38-266	84.3
2009	Washington	16-16	507	327	64.5	3618	7.14	20	3.9	15	3.0	84	43-285	86.4
2010	Oakland	13-12	329	194	59.0	2387	7.26	13	4.0	8	2.4	73t	33-208	84.5
2011	Oakland	6-6	165	100	60.6	1170	7.09	6	3.6	4	2.4	58	5-19	84.2
2012	Chicago	6-1	51	32	62.7	265	5.20	2	3.9	2	3.9	45	6-49	72.8
2013	Cleveland	9-8	317	180	56.8	2015	6.36	11	3.5	8	2.5	80t	16-97	76.9
WASH. TOTALS			1637	1002	61.2	10,860	6.63	55	3.6	38	2.3	84	109-716	82.3
OAK. TOTALS			494	294	59.5	3557	7.20	19	3.8	12	2.4	73t	38-227	84.4
CHI. TOTALS			51	32	62.7	265	5.20	2	3.9	2	3.9	45	6-49	72.8
CLE. TOTALS			317	180	56.8	2015	6.36	11	3.5	8	2.5	80t	16-97	76.9
CAREER			2499	1508	60.3	16,697	6.68	87	3.5	60	2.4	84	169-1089	81.8

YEAR	TEAM	RUSHING					RECEIVING					SCORING					
		ATT	YDS	AVG	LG	TD	NO	YDS	AVG	LG	TD	TD	TD-R	TD-P	TD-Rt	2-PtC	PTS
2006	Washington	24	107	4.5	15	0	—	—	—	—	—	0	0	0	0	0	0
2007	Washington	36	185	5.1	29	1	—	—	—	—	—	1	1	0	0	0	6
2008	Washington	47	258	5.5	23	1	—	—	—	—	—	1	1	0	0	0	6
2009	Washington	46	236	5.1	21	1	—	—	—	—	—	1	1	0	0	0	6
2010	Oakland	47	222	4.7	24	1	—	—	—	—	—	1	1	0	0	0	6
2011	Oakland	18	60	3.3	17	2	—	—	—	—	—	2	2	0	0	0	12
2012	Chicago	7	28	4.0	13	0	—	—	—	—	—	0	0	0	0	0	0
2013	Cleveland	14	107	7.6	21	0	—	—	—	—	—	0	0	0	0	0	0
WASH. TOTALS		153	786	5.1	29	3	—	—	—	—	—	3	3	0	0	0	18
OAK. TOTALS		65	282	4.3	24	3	—	—	—	—	—	3	3	0	0	0	18
CHI. TOTALS		7	28	4.0	13	0	—	—	—	—	—	0	0	0	0	0	0
CLE. TOTALS		14	107	7.6	21	0	—	—	—	—	—	0	0	0	0	0	0
CAREER		239	1203	5.0	29	6	—	—	—	—	—	6	6	0	0	0	36

ADDITIONAL STATISTICS: Campbell has twice passed for two-point conversions, both in 2007.

PASSING SINGLE-GAME HIGHS: ATTEMPTS—56 (for Cleveland; 11-17-13 at Cincinnati). COMPLETIONS—33 (for Washington; 11-18-07 at Dallas). YARDS—391 (for Cleveland; 12-8-13 at New England). TOUCHDOWNS—3 (four times; most recently for Cleveland on 12-8-13 at New England). INTERCEPTIONS—3 (two times; most recently for Cleveland on 11-7-13 at Cincinnati). LONG—84 (for Washington; 1-3-10 at San Diego). RATING (minimum 14 attempts)—127.9 (for Oakland; 10-24-10 at Denver).

RUSHING SINGLE-GAME HIGHS: ATTEMPTS—7 (five times; most recently for Oakland on 12-5-10 at San Diego). YARDS—41 (for Oakland; 12-19-10 vs. Denver). LONG—29 (for Washington; 11-4-07 at N.Y. Jets). TOUCHDOWNS—1 (six times; most recently for Oakland on 9-18-11 at Buffalo).

## POSTSEASON

### JASON CAMPBELL'S STATISTICS

			PASSING											
YEAR	TEAM	G-S	ATT	CMP	CMP%	YDS	YDS/ATT	TD	TD%	INT	INT%	LG	SKD-YDS	RAT
2005	Washington	0-0	DID NOT PAY*											
2007	Washington	0-0	DID NOT PAY*											
CAREER		0-0	0	0	—	0	—	0	—	0	—	—	0-0	—

\* NOTE: Campbell was inactive for 16 regular-season games and two postseason games with Washington in 2005. He was inactive for one postseason game with Washington in 2007.

## CAREER GAME-BY-GAME

		PASSING								RUSHING				
DATE	OPPONENT	ATT	CMP	YDS	SKD-YDS	TD	LG	INT	RAT	ATT	YDS	AVG	LG	TD
2005 / WASHINGTON														
9-11	CHICAGO	INACTIVE (DESIGNATED THIRD QUARTERBACK)								INACTIVE (3RD QB)				
9-19	at Dallas	INACTIVE (DESIGNATED THIRD QUARTERBACK)								INACTIVE (3RD QB)				
9-25	— BYE —													
10-2	SEATTLE	INACTIVE (DESIGNATED THIRD QUARTERBACK)								INACTIVE (3RD QB)				
10-9	at Denver	INACTIVE (DESIGNATED THIRD QUARTERBACK)								INACTIVE (3RD QB)				
10-16	at Kansas City	INACTIVE (DESIGNATED THIRD QUARTERBACK)								INACTIVE (3RD QB)				
10-23	SAN FRANCISCO	INACTIVE (DESIGNATED THIRD QUARTERBACK)								INACTIVE (3RD QB)				
10-30	at N.Y. Giants	INACTIVE (DESIGNATED THIRD QUARTERBACK)								INACTIVE (3RD QB)				
11-6	PHILADELPHIA	INACTIVE (DESIGNATED THIRD QUARTERBACK)								INACTIVE (3RD QB)				
11-13	at Tampa Bay	INACTIVE (DESIGNATED THIRD QUARTERBACK)								INACTIVE (3RD QB)				
11-20	OAKLAND	INACTIVE (DESIGNATED THIRD QUARTERBACK)								INACTIVE (3RD QB)				
11-27	SAN DIEGO	INACTIVE (DESIGNATED THIRD QUARTERBACK)								INACTIVE (3RD QB)				
12-4	at St. Louis	INACTIVE (DESIGNATED THIRD QUARTERBACK)								INACTIVE (3RD QB)				
12-11	at Arizona	INACTIVE (DESIGNATED THIRD QUARTERBACK)								INACTIVE (3RD QB)				
12-18	DALLAS	INACTIVE (DESIGNATED THIRD QUARTERBACK)								INACTIVE (3RD QB)				
12-24	N.Y. GIANTS	INACTIVE (DESIGNATED THIRD QUARTERBACK)								INACTIVE (3RD QB)				
1-1	at Philadelphia	INACTIVE (DESIGNATED THIRD QUARTERBACK)								INACTIVE (3RD QB)				
Postseason														
1-7	at Tampa Bay	INACTIVE (DESIGNATED THIRD QUARTERBACK)								INACTIVE (3RD QB)				
1-14	at Seattle	INACTIVE (DESIGNATED THIRD QUARTERBACK)								INACTIVE (3RD QB)				
2006 / WASHINGTON														
9-11	MINNESOTA	INACTIVE								INACTIVE				
9-17	at Dallas	INACTIVE								INACTIVE				
9-24	at Houston	INACTIVE								INACTIVE				
10-1	JACKSONVILLE	INACTIVE								INACTIVE				
10-8	at N.Y. Giants	INACTIVE								INACTIVE				
10-15	TENNESSEE	INACTIVE								INACTIVE				
10-22	at Indianapolis	INACTIVE								INACTIVE				
10-29	— BYE —													
11-5	DALLAS	INACTIVE								INACTIVE				
11-12	at Philadelphia	INACTIVE								INACTIVE				
11-19	at Tampa Bay	34	19	196	1-3	2	26	0	92.3	6	6	1.0	8	0
11-26	CAROLINA	23	11	118	1-8	2	66t	1	74.2	4	7	1.8	10	0
12-3	ATLANTA	38	18	217	1-13	1	42t	2	52.2	2	15	7.5	13	0
12-10	PHILADELPHIA	27	15	182	2-17	1	34t	2	57.9	4	38	9.5	15	0
12-17	at New Orleans	28	13	204	1-11	1	44	0	83.0	4	4	1.0	7	0
12-24	at St. Louis	26	13	160	0-0	1	21	0	82.2	1	7	7.0	7	0
12-30	N.Y. GIANTS	31	21	220	1-3	2	34	1	96.2	3	30	10.0	15	0



		PASSING								RUSHING				
DATE	OPPONENT	ATT	CMP	YDS	SKD-YDS	TD	LG	INT	RAT	ATT	YDS	AVG	LG	TD
2007 / WASHINGTON														
9-9	MIAMI	21	12	222	2-13	0	54	2	54.2	4	29	7.3	13	0
9-17	at Philadelphia	29	16	209	1-2	1	48	1	75.2	6	39	6.5	20	0
9-23	N.Y. GIANTS	34	16	190	2-12	1	49	0	74.4	4	12	3.0	10	0
9-30	— BYE —													
10-7	DETROIT	29	23	248	0-0	2	37	0	125.3	2	0	0.0	0	0
10-14	at Green Bay	37	21	217	3-7	1	28	1	71.6	2	6	3.0	6	1
10-21	ARIZONA	18	12	95	1-8	0	26	1	56.5	2	7	3.5	8	0
10-28	at New England	36	21	197	3-20	1	28	1	71.2	1	7	7.0	7	0
11-4	at N.Y. Jets	23	12	142	1-7	0	21	1	53.2	2	31	15.5	29	0
11-11	PHILADELPHIA	34	23	215	1-12	3	31	0	114.2	4	16	4.0	11	0
11-18	at Dallas	54	33	348	1-6	2	32	1	84.5	2	18	9.0	12	0
11-25	at Tampa Bay	49	30	301	2-9	1	39	2	68.5	2	4	2.0	2	0
12-2	BUFFALO	37	21	216	4-14	0	29	1	62.4	3	18	6.0	11	0
12-6	CHICAGO	16	10	100	0-0	0	23	0	80.2	2	-2	-1.0	2	0
12-16	at N.Y. Giants	INACTIVE								INACTIVE				
12-23	at Minnesota	INACTIVE								INACTIVE				
12-30	DALLAS	INACTIVE								INACTIVE				
Postseason														
1-5	at Seattle	INACTIVE								INACTIVE				
2008 / WASHINGTON														
9-4	at N.Y. Giants	27	15	133	1-8	1	26	0	81.2	0	0	—	—	0
9-14	NEW ORLEANS	36	24	321	2-15	1	67	0	104.1	3	1	0.3	3	0
9-21	ARIZONA	30	22	193	2-17	2	26	0	112.2	4	26	6.5	16	0
9-28	at Dallas	31	20	231	2-11	2	53	0	108.4	4	3	0.8	6	0
10-5	at Philadelphia	29	16	176	1-9	0	26	0	73.3	6	14	2.3	15	0
10-12	ST. LOUIS	26	18	208	4-21	0	29	0	93.1	2	19	9.5	19	0
10-19	CLEVELAND	23	14	164	1-6	1	35	0	97.0	2	1	0.5	2	0
10-26	at Detroit	28	23	328	3-24	1	50	0	127.4	3	-2	-0.7	1	0
11-3	PITTSBURGH	43	24	206	7-45	0	29	2	49.2	1	5	5.0	5	0
11-9	— BYE —													
11-16	DALLAS	34	22	162	3-26	1	24	1	73.4	1	22	22.0	22	0
11-23	at Seattle	33	20	206	2-7	1	24	0	88.7	6	32	5.3	17	0
11-30	N.Y. GIANTS	38	23	232	4-21	0	23	1	67.0	5	38	7.6	16	0
12-7	at Baltimore	37	21	218	2-26	1	27	2	60.4	2	11	5.5	9	0
12-14	at Cincinnati	28	17	167	0-0	1	20	0	89.4	2	21	10.5	17	0
12-21	PHILADELPHIA	33	18	144	3-17	0	17	0	65.7	2	28	14.0	19	0
12-28	at San Francisco	30	18	156	1-13	1	17	0	84.9	4	39	9.8	23	1
2009 / WASHINGTON														
9-13	at N.Y. Giants	26	19	211	2-13	1	35	1	93.6	1	16	16.0	16	0
9-20	ST. LOUIS	35	23	242	1-5	0	25	0	85.7	7	28	4.0	14	0
9-27	at Detroit	41	27	340	2-15	2	57	1	97.6	1	21	21.0	21	0
10-4	TAMPA BAY	22	12	170	3-18	2	59	3	70.5	7	20	2.9	13	0
10-11	at Carolina	23	17	145	5-21	1	23	0	104.4	2	4	2.0	2	0
10-18	KANSAS CITY	16	9	89	1-6	0	25	1	46.1	2	6	3.0	4	0
10-26	PHILADELPHIA	43	29	284	6-38	2	24	1	91.6	4	8	2.0	5	0
11-1	— BYE —													
11-8	at Atlanta	22	15	196	5-32	1	47	1	92.2	5	40	8.0	19	0
11-15	DENVER	26	17	193	3-14	1	27	0	100.3	2	15	7.5	13	0
11-22	at Dallas	37	24	256	1-10	0	36	1	73.7	0	0	—	—	0
11-29	at Philadelphia	37	22	231	1-10	2	35	2	73.1	2	2	1.0	1	1
12-6	NEW ORLEANS	42	30	367	0-0	3	44	1	111.9	1	-1	-1.0	-1	0
12-13	at Oakland	28	16	222	3-27	2	42	0	106.5	4	20	5.0	13	0
12-21	N.Y. GIANTS	28	15	192	5-36	1	51	2	57.4	2	36	18.0	20	0
12-27	DALLAS	39	24	199	4-34	0	29	1	63.9	3	13	4.3	6	0
1-3	at San Diego	42	28	281	1-6	2	84	0	101.4	3	8	2.7	4	0
2010 / OAKLAND														
9-12	at Tennessee	37	22	180	4-30	1	27	1	69.7	7	35	5.0	16	0
9-19	ST. LOUIS	15	8	87	2-18	0	27	1	42.9	3	19	6.3	9	0
9-26	at Arizona	DID NOT PLAY								DID NOT PLAY				
10-3	HOUSTON	DID NOT PLAY								DID NOT PLAY				
10-10	SAN DIEGO	18	13	159	3-5	1	58	0	117.6	4	7	1.8	6	0
10-17	at San Francisco	21	8	83	2-14	0	26	2	10.7	7	21	3.0	9	0
10-24	at Denver	20	12	204	2-24	2	43	0	127.9	1	15	15.0	15	0
10-31	SEATTLE	27	15	310	2-4	2	69	0	120.9	4	4	1.0	3	0
11-7	KANSAS CITY	33	19	229	4-20	1	47	1	76.5	2	0	0.0	0	0
11-14	— BYE —													
11-21	at Pittsburgh	19	7	70	4-32	0	17	1	26.2	0	0	—	—	0
11-28	MIAMI	DID NOT PLAY								DID NOT PLAY				
12-5	at San Diego	16	10	117	1-0	1	37	0	105.5	7	37	5.3	12	1
12-12	at Jacksonville	30	21	324	3-21	2	67	0	127.6	0	0	0	—	0
12-19	DENVER	26	15	238	0-0	1	73	2	69.1	5	41	8.2	24	0
12-26	INDIANAPOLIS	42	29	231	3-21	1	26	0	90.5	3	10	3.3	5	0
1-2	at Kansas City	25	15	155	3-19	1	35	0	91.2	4	33	8.3	21	0

		PASSING								RUSHING				
DATE	OPPONENT	ATT	CMP	YDS	SKD-YDS	TD	LG	INT	RAT	ATT	YDS	AVG	LG	TD
2011 / OAKLAND														
9-12	at Denver	22	13	105	1-6	1	17	0	86.4	6	2	0.3	7	1
9-18	at Buffalo	33	23	323	0-0	2	50t	1	108.5	3	3	1.0	2	1
9-25	N.Y. JETS	27	18	156	1-7	0	28	0	81.7	3	10	3.3	10	0
10-2	NEW ENGLAND	39	25	344	0-0	1	58	2	79.4	4	29	7.3	17	0
10-9	at Houston	35	15	190	3-6	2	34t	1	67.6	0	0	—	—	0
10-16	CLEVELAND	9	6	52	0-0	0	21	0	81.7	2	16	8.0	9	0
10-23	KANSAS CITY	INACTIVE								INACTIVE				
10-30	— BYE —													
11-6	DENVER	INACTIVE								INACTIVE				
11-10	at San Diego	INACTIVE								INACTIVE				
11-20	at Minnesota	INACTIVE								INACTIVE				
11-27	CHICAGO	INACTIVE								INACTIVE				
12-4	at Miami	INACTIVE								INACTIVE				
12-11	at Green Bay	INACTIVE								INACTIVE				
12-18	DETROIT	INACTIVE								INACTIVE				
12-24	at Kansas City	INACTIVE								INACTIVE				
1-1	SAN DIEGO	INACTIVE								INACTIVE				
2012 / CHICAGO														
9-9	INDIANAPOLIS	DID NOT PLAY								DID NOT PLAY				
9-13	at Green Bay	DID NOT PLAY								DID NOT PLAY				
9-23	ST. LOUIS	DID NOT PLAY								DID NOT PLAY				
10-1	at Dallas	DID NOT PLAY								DID NOT PLAY				
10-7	at Jacksonville	0	0	0	0-0	0	—	0	—	0	0	—	—	0
10-14	— BYE —													
10-22	DETROIT	1	1	0	0-0	0	0	0	79.2	1	5	5.0	5	0
10-28	CAROLINA	DID NOT PLAY								DID NOT PLAY				
11-4	at Tennessee	0	0	0	0-0	0	—	0	—	3	-3	-1.0	-1	0
11-11	HOUSTON	19	11	94	0-0	0	45	0	70.9	1	5	5.0	5	0
11-19	at San Francisco	22	14	107	6-49	1	18	2	52.7	1	13	13.0	13	0
11-25	MINNESOTA	DID NOT PLAY								DID NOT PLAY				
12-2	SEATTLE	DID NOT PLAY								DID NOT PLAY				
12-9	at Minnesota	9	6	64	0-0	1	18	0	124.3	1	8	8.0	8	0
12-16	GREEN BAY	DID NOT PLAY								DID NOT PLAY				
12-23	at Arizona	DID NOT PLAY								DID NOT PLAY				
12-30	at Detroit	DID NOT PLAY								DID NOT PLAY				
2013 / CLEVELAND														
9-8	MIAMI	DID NOT PLAY								DID NOT PLAY				
9-15	at Baltimore	4	1	6	0-0	0	6	0	39.6	0	0	—	—	0
9-22	at Minnesota	DID NOT PLAY								DID NOT PLAY				
9-29	CINCINNATI	DID NOT PLAY								DID NOT PLAY				
10-3	BUFFALO	INACTIVE								INACTIVE				
10-13	DETROIT	DID NOT PLAY								DID NOT PLAY				
10-20	at Green Bay	DID NOT PLAY								DID NOT PLAY				
10-27	at Kansas City	36	22	293	1-10	2	47	0	105.4	3	17	5.7	8	0
11-3	BALTIMORE	35	23	262	2-18	3	46	0	116.6	4	20	5.0	12	0
11-10	— BYE —													
11-17	at Cincinnati	56	27	248	4-20	1	74t	3	44.3	0	0	—	—	0
11-24	PITTSBURGH	22	14	124	2-15	0	24	0	78.6	1	-1	-1.0	-1	0
12-1	JACKSONVILLE	INACTIVE								INACTIVE				
12-8	at New England	44	29	391	1-5	3	80t	0	116.8	2	27	13.5	21	0
12-15	CHICAGO	39	23	273	0-0	1	44	2	67.6	1	17	17.0	17	0
12-22	at N.Y. Jets	40	18	178	3-10	0	24	2	37.3	2	21	10.5	14	0
12-29	at Pittsburgh	41	23	240	3-19	1	35t	1	71.2	1	6	6.0	6	0



# CHARLES, ORSON

H-B #80

Height: 6-3

Weight: 254

College: Georgia

Experience: 3rd-year player in 2014

2013 games-starts: 13-0

Career games-starts: 29-6

Born: 1-27-91

Hometown: Tampa, Fla.

Acquired: D4'12

*Fourth-round pick from 2012 draft has played in 31 of the Bengals' 34 games the last two seasons, including both postseason games ... Switched from TE to H-back for 2013 ... Played in 13 games, primarily on special teams, and had one catch for eight yards ... Played in every game in 2012, with eight catches for 101 yards.*

Career transactions: Selected by Cincinnati in fourth round of 2012 NFL Draft (116th overall) ... Signed with Bengals on 5-12-12.

2013 highlights: Played in Games 1, 3-12 and 15-16, with one catch for eight yards, and logged nine special teams tackles (fifth on team) ... Tied for team lead with two special teams tackles Nov. 10 at Baltimore ... Tied for team lead with two special teams tackles on Dec. 22 vs. Minnesota ... Recorded first reception of season for eight yards in season finale on Dec. 29 vs. Baltimore, seeing increased offensive action due to injuries to tight ends Jermaine Gresham and Tyler Eifert ... Started (no statistics) along with Gresham in Wild Card playoff on 1-5-14 vs. San Diego ... Inactive (coaches' decision) for Games 2 and 13-14.

2012: Played in all 16 games, with six starts as second TE (Games 1, 6, 10-11 and 15-16), plus start as second TE in Wild Card playoff ... Totaled eight receptions for 101 yards ... Had leaping 25-yard catch between two defenders early in fourth quarter Sept. 23 at Washington, helping set up Bengals TD ... Had 19-yard catch Nov. 11 vs. N.Y. Giants ... Two-for-14 receiving Nov. 25 vs.

Oakland ... On Dec. 9 vs. Dallas, had 17-yard reception to convert third-and-one, and also had 10-yard return on squib kickoff ... Played in all four preseason games, logging three catches for 36 yards.

College: Played three seasons (2009-11) at Georgia, entering NFL draft after his junior campaign ... Saw action in 40 games, with 26 of his 29 starts coming his last two seasons ... Caught 94 passes for 1370 yards and 10 TDs ... Started every game in '11 as Georgia went 10-4 with Outback Bowl loss to Michigan State ... Posted career-best totals for receptions (45), receiving yards (574) and TDs (five) ... Blocked a punt in a win over Vanderbilt and aided rushing attack that averaged 164.0 yards per game ... First-team All-SEC nods in '11 from Associated Press, ESPN.com and SEC coaches ... Led all TEs at 2012 NFL Scouting Combine with 35 reps in bench press.

Personal: Hometown is Tampa, Fla. ... Played his first three prep seasons at Riverview (Fla.) High School, and transferred to Plant High School in Tampa for his senior year ... Started at both TE and DE in 2008 as Plant finished second in the state with 14-1 record, and his contributions on offense included 75 receptions for 1421 yards and 21 TDs ... As a senior at Plant, rated by Rivals.com as second-best receiver and seventh-best prospect in Florida ... Sociology major at Georgia, earning Academic Honor Roll honors from SEC and Georgia athletic director's office in each of his three Bulldog seasons ... Enjoys playing pool, bowling and fishing.

## ORSON CHARLES' STATISTICS

YEAR	TEAM	G-S	RECEIVING					RUSHING					SCORING					
			NO	YDS	AVG	LG	TD	ATT	YDS	AVG	LG	TD	TD	TD-R	TD-P	TD-Rt	2-PtC	PTS
2012	Cincinnati	16-6	8	101	12.6	25	0	—	—	—	—	—	—	—	—	—	—	—
2013	Cincinnati	13-0	1	8	8.0	8	0	—	—	—	—	—	—	—	—	—	—	—
CAREER		29-6	9	109	12.1	25	0	—	—	—	—	—	—	—	—	—	—	—

YEAR	TEAM	SPECIAL TEAMS								KICKOFF RETURNS						PUNT RETURNS					
		ST	AT	TT	FF	FR-YDS	BP	BFG	BXP	NO	YDS	AVG	FC	LG	TD	NO	YDS	AVG	FC	LG	TD
2012	Cincinnati	0	0	0	0	0-0	0	0	0	2	17	8.5	0	10	0	—	—	—	—	—	—
2013	Cincinnati	5	4	9	0	0-0	0	0	0	0	0	—	0	—	0	—	—	—	—	—	—
CAREER		5	4	9	0	0-0	0	0	0	2	17	8.5	0	10	0	—	—	—	—	—	—

RECEIVING SINGLE-GAME HIGHS: RECEPTIONS—2 (11-25-12 at Oakland). YARDS—25 (9-23-12 at Washington). LONG—25 (9-23-12 at Washington). TOUCHDOWNS—(none).

## POSTSEASON


YEAR	TEAM	G-S	RECEIVING					RUSHING					SCORING					
			NO	YDS	AVG	LG	TD	ATT	YDS	AVG	LG	TD	TD	TD-R	TD-P	TD-Rt	2-PtC	PTS
2012	Cincinnati	1-1	0	0	—	—	0	—	—	—	—	—	—	—	—	—	—	—
2013	Cincinnati	1-1	0	0	—	—	0	—	—	—	—	—	—	—	—	—	—	—
CAREER		2-2	0	0	—	—	0	—	—	—	—	—	—	—	—	—	—	—

## 2013 REGULAR-SEASON GAME-BY-GAME

DATE	OPPONENT	RECEIVING					RUSHING				
		NO	YDS	AVG	LG	TD	ATT	YDS	AVG	LG	TD
9-8	at Chicago	0	0	—	—	0	—	—	—	—	—
9-16	PITTSBURGH	INACTIVE					INACTIVE				
9-22	GREEN BAY	0	0	—	—	0	—	—	—	—	—
9-29	at Cleveland	0	0	—	—	0	—	—	—	—	—
10-6	NEW ENGLAND	0	0	—	—	0	—	—	—	—	—
10-13	at Buffalo	0	0	—	—	0	—	—	—	—	—
10-20	at Detroit	0	0	—	—	0	—	—	—	—	—
10-27	N.Y. JETS	0	0	—	—	0	—	—	—	—	—
10-31	at Miami	0	0	—	—	0	—	—	—	—	—
11-10	at Baltimore	0	0	—	—	0	—	—	—	—	—
11-17	CLEVELAND	0	0	—	—	0	—	—	—	—	—
11-24	— BYE —										
12-1	at San Diego	0	0	—	—	0	—	—	—	—	—
12-8	INDIANAPOLIS	INACTIVE					INACTIVE				
12-15	at Pittsburgh	INACTIVE					INACTIVE				
12-22	MINNESOTA	0	0	—	—	0	—	—	—	—	—
12-29	BALTIMORE	1	8	8.0	8	0	—	—	—	—	—
TOTALS		1	8	8.0	8	0	—	—	—	—	—



DATE	OPPONENT	SPECIAL TEAMS								KICKOFF RETURNS							PUNT RETURNS						
		ST	AT	TT	FF	FR-YDS	BP	BFG	BXP	NO	YDS	AVG	FC	LG	TD		NO	YDS	AVG	FC	LG	TD	
9-8	at Chicago	0	0	0	0	0-0	0	0	0	—	—	—	—	—	—		—	—	—	—	—	—	
9-16	PITTSBURGH					INACTIVE																	
9-22	GREEN BAY	0	0	0	0	0-0	0	0	0	—	—	—	—	—	—		—	—	—	—	—	—	
9-29	at Cleveland	0	1	1	0	0-0	0	0	0	—	—	—	—	—	—		—	—	—	—	—	—	
10-6	NEW ENGLAND	1	0	1	0	0-0	0	0	0	—	—	—	—	—	—		—	—	—	—	—	—	
10-13	at Buffalo	0	0	0	0	0-0	0	0	0	—	—	—	—	—	—		—	—	—	—	—	—	
10-20	at Detroit	0	0	0	0	0-0	0	0	0	—	—	—	—	—	—		—	—	—	—	—	—	
10-27	N.Y. JETS	1	1	2	0	0-0	0	0	0	—	—	—	—	—	—		—	—	—	—	—	—	
10-31	at Miami	0	0	0	0	0-0	0	0	0	—	—	—	—	—	—		—	—	—	—	—	—	
11-10	at Baltimore	1	1	2	0	0-0	0	0	0	—	—	—	—	—	—		—	—	—	—	—	—	
11-17	CLEVELAND	0	0	0	0	0-0	0	0	0	—	—	—	—	—	—		—	—	—	—	—	—	
11-24	— BYE —																						
12-1	at San Diego	0	1	1	0	0-0	0	0	0	—	—	—	—	—	—		—	—	—	—	—	—	
12-8	INDIANAPOLIS					INACTIVE																	
12-15	at Pittsburgh					INACTIVE																	
12-22	MINNESOTA	2	0	2	0	0-0	0	0	0	—	—	—	—	—	—		—	—	—	—	—	—	
12-29	BALTIMORE	0	0	0	0	0-0	0	0	0	—	—	—	—	—	—		—	—	—	—	—	—	
TOTALS		5	4	9	0	0-0	0	0	0	—	—	—	—	—	—		—	—	—	—	—	—	



## CLARKE, WILL

DE #93

Height: 6-6  
Weight: 271  
College: West Virginia  
Experience: Rookie in 2014

2013 games-starts: 0-0  
Career games-starts: 0-0  
Born: 5-4-91  
Hometown: Pittsburgh, Pa.  
Acquired: D3'14

*Clarke fits the size mold of recent Bengals DEs Carlos Dunlap and Michael Johnson, and he was successful both at DE and at DT during his West Virginia career ... Switched from weak-side DE to strong-side DT as a senior and absorbed the position switch with ease, posting career-best totals for sacks (six) and tackles-for-loss (17) ... Only player in WVU history to win three "Iron Mountaineer" awards for excellence in the weight room, and Bengals coaches believe he has the potential to play at 290 pounds early in his pro career, 20 pounds more than his college weight ... Raised his draft stock with a strong performance in the Senior Bowl game and the practices that preceded it.*

Career transactions: Selected by Cincinnati in third round of 2014 NFL Draft (88th overall) ... Signed with Bengals on 5-27-14.

Coach Jay Hayes says: "This guy has played inside in a three-man line, as well as playing on the outside, and he's not afraid to mix it up. He's knocking people back, playing with great pad level. Even though he's 6-6, he'll have that good pad level and not get knocked back or locked out, and he can get off blocks. That's what it's all about when you're playing in the trenches."


College highlights: Played four seasons (2010-13) at West Virginia, with a redshirt year in 2009 ... A starter in his last three seasons, he closed career with 41 games played and 34 starts ... Made 22 starts at DE before starting 12 at DT as senior ... Totaled 110 tackles, with 9.5 sacks and 28.5 tackles-for-loss, and had seven passes defensed. **2013**—His first year as a DT

saw him place third in Big 12 with his 17 tackles-for-loss ... Tied for sixth in conference with six sacks ... Rose above team's 4-8 record to earn second-team All-Big 12 honors from league coaches and Associated Press. **2012**—Earned Big 12 honorable mention honors at DE, totaling 26 tackles (1.5 sacks), 6.5 tackles-for-loss and three passes defensed. **2011**—Started 11 games as sophomore for 10-3 team that closed season with Orange Bowl win over Clemson ... Totaled 34 tackles (two sacks), five tackles-for-loss and one pass defensed ... Sacked Tajh Boyd in Orange Bowl win. **2010**—Played four games as freshman.

Coach Paul Guenther says: "Will has great reach, almost 35-inch arms. He's a long guy, and he's going to develop into a bigger-bodied guy. We like players who are long and athletic. It's been proven in the NFL over the last 5-10 years that you can never have enough (pass) rushers. You roll them in and out and keep them fresh. And Will is hard-working, disciplined, and truly loves the game."

High school: Played TE and OLB at Taylor Allerdice High School in Pittsburgh ... Twice earned All-City honors on both offense and defense from Pittsburgh Tribune-Review ... Also excelled in basketball, averaging 16.0 points per game for a 20-6 team as a senior.

Personal: Hometown is Pittsburgh, Pa. ... A criminology major at West Virginia, he was named to WVU's Garrett Ford Academic Honor Roll and to the Big 12 Commissioner's Honor Roll.



## COLLINS, JASPER

WR #13

Height: 5-11

Weight: 188

College: Mount Union

Experience: 1st-year player in 2014

2013 games-starts: 0-0 (0-0 Cle., 0-0 Mia.)

Career games-starts: 0-0

Born: 11-28-91

Hometown: Geneva, N.Y.

Acquired: W(Pitt.)'14

*First-year pro joins Bengals for 2014 as waiver acquisition from Pittsburgh ... Spent time as a rookie last season on Cleveland and Miami practice squads ... Joined Steelers in January of '14 as a Reserve/Future signee ... Caught 37 career TD passes at Mount Union.*

**Career transactions:** Signed with Miami as college free agent on 5-3-13 ... Waived (injured) by Dolphins on 7-31-13 ... Reverted to Dolphins Reserve/Injured list after clearing waivers on 8-1-13 ... Waived (injury settlement) by Dolphins on 8-3-13 ... Signed to Cleveland practice squad on 9-2-13 ... Released from Browns practice squad on 9-10-13 ... Signed to Miami practice squad on 11-19-13 ... Released from Dolphins practice squad on 11-26-13 ... Signed with Pittsburgh on 1-10-14 ... Waived by Steelers on 6-4-14 ... Acquired on waivers by Cincinnati on 6-5-14.

2013: Entered NFL in May as college free agent with Miami ... Waived

early in training camp, prior to preseason games ... On Cleveland practice squad for Week 1 of regular season ... On Miami practice squad for Week 12.

**College:** Lettered four years (2009-12) at Division III powerhouse Mount Union, helping team to an overall 57-3 record, with a national championship his junior season ... Career totals of 232 receptions for 3527 yards with 37 TDs.

**Personal:** Hometown is Geneva, N.Y. ... Attended Geneva High School, where he earned all-state honors in football while also lettering in basketball and track and field ... Sports business major at Mount Union.

*NOTE ABOUT NFL EXPERIENCE: Collins did not earn an accrued year of experience toward NFL free agency in 2013 because he was not on a 53-player roster, a Reserve/Injured list or a Reserve/Physically Unable to Perform list for the required minimum of six games that season.*

### JASPER COLLINS' STATISTICS

			RECEIVING					RUSHING					SCORING					
YEAR	TEAM	G-S	NO	YDS	AVG	LG	TD	ATT	YDS	AVG	LG	TD	TD	TD-R	TD-P	TD-Rt	2-PtC	PTS
2013	Cleveland	0-0		DID NOT PLAY*					DID NOT PLAY*					DID NOT PLAY*				
	Miami	0-0		DID NOT PLAY*					DID NOT PLAY*					DID NOT PLAY*				
CAREER		0-0	0	0	—	—	0	—	—	—	—	—	—	—	—	—	—	—

\* NOTE: Collins was on the practice squad for one game with Cleveland and one game with Miami in 2013.





## CONLEY, T.J.

P #4

Height: 6-3  
Weight: 215  
College: Idaho  
Experience: 2nd-year player in 2014

2013 games-starts: 0-0  
Career games-starts: 16-0  
Born: 8-29-85  
Hometown: Walla Walla, Wash.  
Acquired: FA'14

*Second-year pro signed with Bengals as a free agent in April ... Punted in 16 games for the N.Y. Jets in 2011, averaging 42.7 yards, and his 38.8-yard net average was the highest in Jets history (stat dates from 1976) ... Was with Jets in 2012 preseason and with Cleveland in the '13 preseason ... Entered NFL as a free agent with the Jets in 2009.*

**Career transactions:** Signed with N.Y. Jets as college free agent on 5-1-09 ... Waived by Jets on 8-17-09 ... Re-signed with Jets as free agent on 1-6-10 ... Waived by Jets on 8-19-10 ... Re-signed with Jets as free agent on 1-6-11 ... Waived by Jets on 9-4-12 ... Signed with Minnesota as free agent on 1-9-13 ... Waived by Vikings on 4-29-13 ... Signed with Cleveland as free agent on 5-13-13 ... Waived by Browns on 8-22-13 ... Signed with Cincinnati as free agent on 4-16-14.

**2013:** Signed by Minnesota in January, and after April release, signed with Cleveland ... Had two preseason punts for Browns, averaging 40.0 yards, with one inside-20 and no touchbacks ... Waived by Cleveland after second preseason game.

**Previous seasons:** **2009**—College free agent punted twice for 38.5-yard average for N.Y. Jets in preseason, with one inside-20 and no touchbacks ... Waived after first preseason game. **2010**—Re-signed by Jets as free agent ... Waived after first preseason game, in which he punted twice for 48.0 average,

with no inside-20s or touchbacks. **2011**—Re-signed by Jets as free agent and claimed No. 1 punting job ... His 42.7-yard gross average and club-record 38.8-yard net came on 92 kicks ... Had 32 inside-20 kicks with just six touchbacks, and his plus-26 differential on inside-20s to touchbacks ranked tied for third in NFL ... Season-best 42.9 net average in win Dec. 11 vs. Kansas City ... Season-best four inside-20s (one touchback) on Dec. 24 vs. N.Y. Giants. **2012**—With Jets in preseason, and waived in final cuts after averaging 44.0 yards on 17 kicks.

**College:** Four-year letterman (2005-08) at Idaho ... Led NCAA Division I-AA as a senior with 47.4 average, earning All-America honors ... Set Idaho record for career punting yards (9242).

**Personal:** Hometown is Walla Walla, Wash. ... Attended DeSales Catholic High School, where he was a four-year all-state performer in football and baseball ... Helped prep baseball team win four state titles ... Earned degree from Idaho in civil engineering.

***NOTE ABOUT NFL EXPERIENCE:** Conley did not earn an accrued year of experience toward NFL free agency in 2009, '10, '12 or '13 because he was not on a 53-player roster, a Reserve/Injured list or a Reserve/Physically Unable to Perform list for the required minimum of six games in any of those seasons. He will be a second-year player in 2014.*

### T.J. CONLEY'S STATISTICS

YEAR	TEAM	G-S	PUNTING										SPECIAL TEAMS							
			NO	YDS	AVG	OPP RET	RET YDS	NET	TB	IN-20	LG	BLK	ST	AT	TT	FF	FR-YDS	BP	BFG	BXP
2009	—	0-0					DID NOT PLAY*													
2010	—	0-0					DID NOT PLAY*													
2011	N.Y. Jets	16-0	92	3926	42.7	32	241	38.8	6	32	63	0	1	0	1	0	0-0	0	0	0
2012	—	0-0					DID NOT PLAY*													
2013	—	0-0					DID NOT PLAY*													
CAREER			16-0	92	3926	42.7	32	241	38.8	6	32	63	0	1	0	1	0	0-0	0	0

**PUNTING SINGLE-GAME HIGHS:** NUMBER—9 (for N.Y. Jets; 12-24-11 vs. N.Y. Giants). YARDS—388 (for N.Y. Jets; 10-17-11 vs. Miami). AVERAGE (minimum four punts)—48.5 (for N.Y. Jets; 10-17-11 vs. Miami). NET AVERAGE (minimum four punts)—42.9 (for N.Y. Jets; 12-11-11 vs. Kansas City). INSIDE-20s—4 (for N.Y. Jets; 12-24-11 vs. N.Y. Giants). LONG—63 (for N.Y. Jets; 10-17-11 vs. Miami).

\* NOTE: Conley was not with an NFL team in 2009, '10, '12, or '13.



## DALTON, ANDY

QB #14

Height: 6-2

Weight: 220

College: Texas Christian

Experience: 4th-year player in 2014

2013 games-starts: 16-16

Career games-starts: 48-48

Born: 10-29-87

Hometown: Katy, Texas

Acquired: D2'11

*Dalton has led the Bengals to the playoffs in each of his three NFL seasons, and in 2014 he'll bid to join Baltimore's Joe Flacco as the only starting QBs in the Super Bowl era to lead a team to postseason in each of his first four campaigns ... In 2013, in leading Bengals to AFC North title, Dalton became the fifth starting QB to reach playoffs his first three seasons, joining Flacco ('08-'10), Pat Haden of Rams (1976-'78), Dan Marino of Dolphins ('83-'85) and Bernie Kosar of Browns ('85-'87) ... Dalton has not missed a start in his Bengals career, and his 30-18 record is best winning percentage (.625) of any Bengals QB with 10 or more starts ... Set franchise records in '13 for single season passing yards (4293) and passing TDs (33) ... Won two AFC Offensive Player of the Week awards and was AFC Offensive Player of the Month for October .... Played in Pro Bowl following rookie season, and improved season numbers each of next two years.*

**Career transactions:** Selected by Cincinnati in second round of 2011 NFL Draft (35th overall) ... Signed with Bengals on 7-30-11.

**Pro Bowl participation:** Has played in one Pro Bowl ... Played for AFC in 2011 season contest and passed seven-for-nine for 99 yards with two TDs (47 and three yards, both to Brandon Marshall) and no INTs.

**AFC's best (times three):** Dalton in 2013 became only the second Bengal to win three of the NFL's monthly or weekly AFC awards in a season, joining S David Fulcher from 1989 ... Named AFC Offensive Player of the Week for Oct. 13 at Buffalo and Dec. 8 vs. Indianapolis; also named AFC Offensive Player of the Month for October ... Averaged 116.8 passer rating over four games to win October monthly honor, as Bengals posted 4-0 record, and also averaged 311.5 passing yards with 68.0 completion percentage, 11 TDs and just three INTs ... Dalton has a total of five monthly/weekly league awards for his career, also having won AFC Offensive Player of the Week for his performance on 11-11-12 vs. N.Y. Giants as well as winning NFL Offensive Rookie of the Month for October 2011.

**Records and such:** Dalton, Peyton Manning and Cam Newton are the only NFL passers to top 3000 yards in each of their first three seasons ... Dalton in 2013 topped 300-yard mark in passing for four straight games (Games 6-9), a Bengals record ... Previous mark of three had been posted only once, by Ken Anderson in Games 1-3 of 1984 ... Twice in 2013 Dalton re-set his career-best passer rating, with 135.9 on Oct. 20 at Detroit and 136.5 on Dec. 22 vs. Minnesota ... Only Bengals passer to throw 11 TD passes over a span of three games, doing it with three on Oct. 13 at Buffalo, three on Oct. 20 at Detroit and a career-high five on Oct. 27 vs. the N.Y. Jets ... With 4293 passing yards broke Carson Palmer's club record of 4131 ... With 33 TD passes broke Palmer's club record of 32 set in 2005.

**Radar in red zone:** Dalton has thrown for 56 career TDs with only three INTs on snaps inside the red zone (inside opponent's 20-yard line). His ratio of 18.7-to-1 is third in the NFL among active passers with at least 25 red-zone TDs, trailing only Russell Wilson of Seattle (36.0-to-1) and Aaron Rodgers of Green Bay (30.0-to-1).

**2013 general:** Started Games 1-16 and posted 88.8 passer rating, fifth in AFC ... Passed 363-for-586 (61.9 percent) for 4293 yards with 33 TDs and 20 INTs ... Ranked second in AFC in TD passes, and ranked fourth in yards and fifth in completions ... 61-for-183 rushing with two TDs, with several key gains on third and fourth downs.

**2013 game highlights:** Led two TD drives of 90 or more yards (97 and 91) on Sept. 8 at Chicago, first game in which Bengals had two 90-yard TD drives since 1991 ... Passed 20-for-28 for 235-2-1 (105.5 rating) on Sept. 22 vs. Green Bay ... Went 20-for-27 (74.1 percent) for 212 yards with no TDs and one INT on Oct. 6 vs. New England, and rushed six-for-25, including five-yarder to Patriots one that set up game's only TD ... Posted 135.9 passer rating on Oct. 20 at Detroit, career-best at that point, hitting 24-of-34 (70.6 percent) for 372 yards

with three TDs and no INTs ... On Oct. 27 vs. Jets, went 19-for-30 for 325 yards with a career-high five TDs and one INT (125.7 passer rating), third consecutive game eclipsing 100 passer rating ... On Nov. 10 at Baltimore, had three rushes for first downs on third or fourth-down plays ... Posted a 120.5 passer rating on Dec. 8 vs. Indianapolis, going 24-for-35 for 275 with three TDs and no INTs, and also rushed five-for-11, including an eight-yard TD run ... On Dec. 22 vs. Minnesota, posted career-best 136.5 passer rating (27-for-38 for 366-4-0), hitting plus-four differential in TD passes to INTs for third time in his career.

**Previous seasons: 2011**—As a rookie, led four wins featuring fourth-quarter comebacks — vs. Buffalo, at Jacksonville, at Tennessee and vs. Cleveland ... Voted in December as a first alternate to AFC Pro Bowl squad, and was named to the team as replacement for New England's Tom Brady ... Became first NFL rookie QB to that point to start as many as eight wins and throw for 20 or more TDs ... Also to that point, became the first rookie QB not drafted in the first round to start every game in a 16-game NFL season ... Set Bengals rookie records for TD passes (20) and passing yards (3398) ... Led rookie QBs, including three who were among first 12 draft picks, in TD-INT differential (plus-seven) ... Became only fifth rookie in NFL history to hit 3000 passing yards for a season, joining Peyton Manning, Cam Newton, Sam Bradford, and Matt Ryan ... On Sept. 18 at Denver, set Bengals rookie passing record with 332 yards, and he surpassed that mark with 373 yards Nov. 20 at Baltimore ... Also at Denver, Dalton and WR A.J. Green became first rookie pair in NFL history to combine for 10 completions in a game ... On Oct. 2 vs. unbeaten Buffalo, led Bengals from 17-3 halftime deficit to 23-20 win, posting second-half performance that included 17-yard TD pass to Jermaine Gresham, a three-yard rushing score and a game-winning 56-yard FG drive ... On Oct. 16 vs. Indianapolis, posted season-bests in passer rating (111.5) and completion percentage (78.1), on 25-of-32 for 264-1-0 ... On Nov. 6 at Tennessee, completed his third fourth-quarter comeback, throwing second-half TD passes of 15 yards to Jerome Simpson and five yards to Andre Caldwell as Bengals won 24-17 after trailing 17-7 at halftime and 17-14 after three quarters ... Led a fourth-quarter comeback for the fourth time on Nov. 27 vs. Cleveland, posting 105.6 passer rating ... In rallying Bengals from 17-7 halftime deficit vs. Cleveland, threw 22-yard TD strike to Jermaine Gresham in third quarter and connected with Green on 51-yard pass late in fourth quarter, putting ball at Browns two and setting stage for Mike Nugent's game-winning FG ... Passed 27-for-42 for 257-0-3 in Wild Card playoff on 1-7-12 at Houston. **2012**—Started all 16 games, passing 329-for-528 (62.3 percent), for 3669 yards, with 27 TDs and 16 INTs (87.4 rating) ... Seventh in AFC and 13th in NFL in passer rating ... Also had four rushing TDs, most by a Bengals QB since Jon Kitna in 2002 ... Ranked third in AFC and tied for seventh in NFL in TD passes ... Tied for third in NFL in fourth-quarter TD passes (nine), and he passed 80-for-125 for 971-9-5 in final period, for rating of 95.1 ... Posted a then-career-high passer rating of 128.2 on Sept. 16 vs. Cleveland, going 24-for-31 (77.4 percent) for 318 yards, with three TDs and one INT ... On Sept. 23 at Washington, for the second straight week, posted a career-high passer rating (132.9), going 19-for-27 for 328-3-1 ... Passed 31-for-46 for career-high 381 yards on Oct. 14 at Cleveland, with three TDs, including two 50-plus yarders, and three INTs ... Earned AFC Offensive Player of the Week award for his performance Nov. 11 vs. N.Y. Giants, when he posted 127.6 rating while passing 21-for-30 for 199-4-0 ... Passed 18-for-29 for 230 yards on Nov. 18 at Kansas City, with no INTs, and had TD passes of four yards to A.J. Green and 14 yards to Mohamed Sanu, plus a one-yard rushing score ... Passed 16-for-30 for 210 yards on Nov. 25 vs. Oakland, with three TDs and no INTs (109.0 rating) ... On Dec. 2 at San Diego, ad-libbed go-ahead TD with six-yard rush late in fourth quarter, Bengals regaining lead at 17-13 and going on to win 20-13 ... On Dec. 13 at Philadelphia, his 11-yard rushing TD in third quarter put Bengals ahead to stay ... Passed 24-for-41 for 278 yards with two INTs in playoff-clinching win Dec. 23 at Pittsburgh, including 21-yard pass to A.J. Green with :08 remaining to set up game-winning FG.

**College:** Dalton was the key player in TCU's return to football prominence during his career ... Played four seasons (2007-10), seeing action in

(Andy Dalton, continued)

50 games with 49 starts ... A two-time Offensive Player of the Year in Mountain West Conference, he authored an MWC-record 42 victories and was tagged with only seven losses ... Set TCU records for pass attempts (1317), completions (812), passing yards (10,314) and TD passes (71) ... His TD/INT differential was plus-41 (71/30) ... Rushed for 1611 career yards and 22 additional TDs, and departed with new MWC record for total offense (11,925 yards) ... As a senior,

led TCU to a No. 2 national ranking, after 13-0 season capped by Rose Bowl win over Wisconsin ... Named Offensive MVP in Rose Bowl.

Personal: Hometown is Katy, Texas, in Greater Houston ... Attended Katy High School, where he led team to a 14-1 record and Texas 5A finals berth as a senior ... Marketing major at TCU ... Following 2011 season, joined wife Jordan in establishing the Andy and Jordan Dalton Foundation, which conducts a wide range of community outreach efforts in the Greater Cincinnati area.

## ANDY DALTON'S STATISTICS

			PASSING											
YEAR	TEAM	G-S	ATT	CMP	CMP%	YDS	YDS/ATT	TD	TD%	INT	INT%	LG	SKD-YDS	RAT
2011	Cincinnati	16-16	516	300	58.1	3398	6.59	20	3.9	13	2.5	84	24-160	80.4
2012	Cincinnati	16-16	528	329	62.3	3669	6.95	27	5.1	16	3.0	59	46-229	87.4
2013	Cincinnati	16-16	586	363	61.9	4293	7.33	33	5.6	20	3.4	82	29-182	88.8
CAREER		48-48	1630	992	60.9	11,360	6.97	80	4.9	49	3.0	84	99-571	85.7

		RUSHING					RECEIVING					SCORING					
YEAR	TEAM	ATT	YDS	AVG	LG	TD	NO	YDS	AVG	LG	TD	TD	TD-R	TD-P	TD-Rt	2-PtC	PTS
2011	Cincinnati	37	152	4.1	17	1	—	—	—	—	—	1	1	0	0	0	6
2012	Cincinnati	47	120	2.6	17	4	—	—	—	—	—	4	4	0	0	0	24
2013	Cincinnati	61	183	3.0	12	2	—	—	—	—	—	2	2	0	0	0	12
CAREER		145	455	3.1	17	7	—	—	—	—	—	7	7	0	0	0	42

PASSING SINGLE-GAME HIGHS: ATTEMPTS—53 (10-31-13 at Miami). COMPLETIONS—32 (10-31-13 at Miami). YARDS—381 (10-14-12 at Cleveland). TOUCHDOWNS—5 (10-27-13 vs. N.Y. Jets). INTERCEPTIONS—4 (12-29-13 vs. Baltimore). LONG—84 (9-18-11 at Denver). RATING (minimum 14 attempts)—136.2 (12-22-13 vs. Minnesota).

RUSHING SINGLE-GAME HIGHS: ATTEMPTS—8 (12-13-12 at Philadelphia). YARDS—48 (12-24-11 vs. Arizona). LONG—17 (two times; most recently 9-23-12 at Washington). TOUCHDOWNS—1 (seven times; most recently 12-29-13 vs. Baltimore).

## POSTSEASON

			PASSING											
YEAR	TEAM	G-S	ATT	CMP	CMP%	YDS	YDS/ATT	TD	TD%	INT	INT%	LG	SKD-YDS	RAT
2011	Cincinnati	1-1	42	27	64.3	257	6.12	0	0.0	3	7.1	36	4-33	51.4
2012	Cincinnati	1-1	30	14	46.7	127	4.23	0	0.0	1	3.3	45	2-9	44.7
2013	Cincinnati	1-1	51	29	56.9	334	6.55	1	2.0	2	3.9	49	3-8	67.0
CAREER		3-3	123	70	56.9	718	5.84	1	0.8	6	4.9	49	9-50	56.2


		RUSHING					RECEIVING					SCORING					
YEAR	TEAM	ATT	YDS	AVG	LG	TD	NO	YDS	AVG	LG	TD	TD	TD-R	TD-P	TD-Rt	2-PtC	PTS
2011	Cincinnati	3	17	5.7	15	0	—	—	—	—	—	—	—	—	—	—	—
2012	Cincinnati	4	15	3.8	12	0	—	—	—	—	—	—	—	—	—	—	—
2013	Cincinnati	5	26	5.2	12	0	—	—	—	—	—	—	—	—	—	—	—
CAREER		12	58	4.8	15	0	—	—	—	—	—	—	—	—	—	—	—

## CAREER GAME-BY-GAME

		PASSING									RUSHING				
DATE	OPPONENT	ATT	CMP	YDS	SKD-YDS	TD	LG	INT	RAT		ATT	YDS	AVG	LG	TD
<b>2011 / CINCINNATI</b>															
9-11	at Cleveland	15	10	81	3-11	1	22	0	102.4		0	0	—	—	0
9-18	at Denver	41	27	332	2-22	2	84	0	107.0		2	3	1.5	5	0
9-25	SAN FRANCISCO	32	17	157	1-8	0	22	2	40.8		1	5	5.0	5	0
10-2	BUFFALO	36	18	298	2-11	1	58	2	64.4		3	12	4.0	6	1
10-9	at Jacksonville	33	21	179	2-17	2	37	1	85.3		0	0	—	—	0
10-16	INDIANAPOLIS	32	25	264	0-0	1	32	0	111.5		2	-1	-0.5	0	0
10-23	— BYE —														
10-30	at Seattle	29	18	168	1-8	2	43	2	72.2		2	3	1.5	3	0
11-6	at Tennessee	39	22	217	1-7	3	25	0	97.9		3	4	1.3	3	0
11-13	PITTSBURGH	30	15	170	0-0	2	36	2	61.8		0	0	—	—	0
11-20	at Baltimore	45	24	373	2-9	1	49	3	60.7		4	32	8.0	11	0
11-27	CLEVELAND	31	21	270	2-13	1	51	0	105.6		6	23	3.8	7	0
12-4	at Pittsburgh	24	11	135	3-24	1	43	0	77.6		2	6	3.0	4	0
12-11	HOUSTON	28	16	189	1-5	1	36	0	89.7		1	2	2.0	2	0
12-18	at St. Louis	26	15	179	1-6	0	55	1	62.8		2	-2	-1.0	-1	0
12-24	ARIZONA	31	18	154	2-18	2	19	0	92.7		5	48	9.6	17	0
1-1	BALTIMORE	44	22	232	1-1	0	31	0	65.7		4	17	4.3	13	0
<b>Postseason</b>															
1-7	at Houston	42	27	257	4-33	0	36	3	51.4		3	17	5.7	15	0



		PASSING								RUSHING				
DATE	OPPONENT	ATT	CMP	YDS	SKD-YDS	TD	LG	INT	RAT	ATT	YDS	AVG	LG	TD
2012 / CINCINNATI														
9-10	at Baltimore	37	22	221	4-28	0	27	1	65.3	3	11	3.7	6	0
9-16	CLEVELAND	31	24	318	6-23	3	50t	1	128.2	3	4	1.3	3	0
9-23	at Washington	27	19	328	2-16	3	59t	1	132.9	2	16	8.0	17	0
9-30	at Jacksonville	31	20	244	0-0	2	42	1	96.7	6	5	0.8	5	1
10-7	MIAMI	43	26	234	3-16	1	24	2	63.5	4	21	5.3	12	0
10-14	at Cleveland	46	31	381	2-19	3	57t	3	87.3	2	5	2.5	3	0
10-21	PITTSBURGH	28	14	105	0-0	1	17	1	56.4	1	-1	-1.0	-1	0
10-28	— BYE —													
11-4	DENVER	42	26	299	5-24	1	52	1	81.3	2	16	8.0	11	0
11-11	N.Y. GIANTS	30	21	199	0-0	4	56t	0	127.6	2	-2	-1.0	-1	0
11-18	at Kansas City	29	18	230	2-10	2	40	0	109.8	3	13	4.3	11	1
11-25	OAKLAND	30	16	210	2-16	3	48	0	109.0	4	5	1.3	8	0
12-2	at San Diego	38	25	211	1-0	1	19t	2	65.2	4	5	1.3	6t	1
12-9	DALLAS	33	20	206	5-16	1	25	1	76.1	1	0	0.0	0	0
12-13	at Philadelphia	27	13	127	6-35	1	19	0	74.2	8	18	2.3	11t	1
12-23	at Pittsburgh	41	24	278	6-25	0	25	2	58.8	0	0	—	—	0
12-30	BALTIMORE	15	10	78	2-1	1	17	0	101.5	2	4	2.0	3	0
Postseason														
1-5	at Houston	30	14	127	2-9	0	45	1	44.7	4	15	3.8	12	0
2013 / CINCINNATI														
9-8	at Chicago	33	26	282	1-5	2	45	2	97.2	2	2	1.0	3	0
9-16	PITTSBURGH	45	25	280	0-0	1	61	0	81.7	3	10	3.3	4	0
9-22	GREEN BAY	28	20	235	4-20	2	32	1	105.5	4	3	0.8	4	0
9-29	at Cleveland	42	23	206	2-3	0	29	1	58.2	4	13	3.3	10	0
10-6	NEW ENGLAND	27	20	212	4-33	0	28	1	81.1	6	25	4.2	9	0
10-13	at Buffalo	40	26	337	3-19	3	54	1	105.9	7	17	2.4	6	0
10-20	at Detroit	34	24	372	1-8	3	82t	0	135.9	1	6	6.0	6	0
10-27	N.Y. JETS	30	19	325	1-2	5	53	1	125.7	0	0	—	—	0
10-31	at Miami	53	32	338	5-36	0	26	3	55.4	5	12	2.4	10	0
11-10	at Baltimore	51	24	274	5-30	2	51t	3	52.2	6	22	3.7	12	0
11-17	CLEVELAND	27	13	93	0-0	3	25t	2	62.7	4	0	0.0	1	0
11-24	— BYE —													
12-1	at San Diego	23	14	190	0-0	1	50	1	83.6	3	9	3.0	11	0
12-8	INDIANAPOLIS	35	24	275	0-0	3	29t	0	120.5	5	11	2.2	8t	1
12-15	at Pittsburgh	44	25	230	1-8	2	19	0	86.4	4	20	5.0	9	0
12-22	MINNESOTA	38	27	363	2-18	4	41	0	136.2	1	10	10.0	10	0
12-29	BALTIMORE	36	21	281	0-0	2	53t	4	62.2	6	23	3.8	9	1
Postseason														
1-5	SAN DIEGO	51	29	334	3-8	1	49	2	67.0	5	26	5.2	12	0



## DAVIDSON, JAMES

LB #48

Height: 6-3

Weight: 242

College: Texas-El Paso

Experience: Rookie in 2014

2013 games-starts: 0-0

Career games-starts: 0-0

Born: 11-1-90

Hometown: Huntsville, Texas

Acquired: CFA'14

*College free agent signee is converting to LB following successful career as DE at Texas-El Paso ... Finished UTEP career with 8.5 sacks and 16.5 tackles-for-loss ... Played in 45 contests (14 starts) throughout four-year college career.*


Career transactions: Signed with Cincinnati as college free agent on 5-12-14.

More college highlights: Played four seasons (2010-13) at UTEP, with a redshirt year in 2009 ... Compiled 111 total tackles with 8.5 sacks and 16 tackles-for-loss. **2013**—Played and started all 12 contests for the Miners, logging 53 tackles ... Led team with four sacks (career high) and seven tackles-for-loss ... Was one of only three players to sack Texas A&M quarterback Johnny Manziel twice during 2013 season ... Tallied four tackles (two for-loss), two sacks and a forced fumble against No. 12 Texas A&M. **2012**—Played in all 12 games

with two starts, recording 36 tackles ... His 15 solo stops led all defensive linemen ... Logged 2.5 sacks and 6.5 tackles-for-loss ... Had a sack resulting in 16-yard loss to help UTEP defeat rival New Mexico State. **2011**—Played in 11 games with 17 tackles, including three for-loss ... Logged two sacks. **2010**—Played in seven games and logged five tackles and two QB pressures ... Had four tackles and a QB pressure against Tulane. **2009**—Redshirt year.

High school: Attended Huntsville (Texas) High School, where he was rated one of top 20 DBs in Texas by Texas Football magazine ... Honorable mention selection on defense to 2008 Associated Press 4A All-State team ... Two-time 18-4A first team All-District selection.

Personal: Hometown is Huntsville, Texas ... Multidisciplinary studies major at UTEP.



## DENNARD, DARQUEZE

CB #21

Height: 5-11

Weight: 202

College: Michigan State

Experience: Rookie in 2014

2013 games-starts: 0-0

Career games-starts: 0-0

Born: 10-10-91

Hometown: Dry Branch, Ga.

Acquired: D1'14

*A USA Today first-team All-American as a Michigan State senior, Dennard brings Bengals an impeccable resume of high-caliber performance, consistency and character ... Started 38 games for MSU over his final three seasons and last year helped lead the Spartans to No. 1 national rankings in fewest yards allowed per game (248.2) and lowest third-down conversion percentage (27.7) ... Team finished No. 3 nationally after 13-1 season (8-0 in Big Ten) with Rose Bowl win over Stanford ... Was 2013 winner of the Thorpe Award, given annually to college football's top DB ... Had 10 career INTs ... His style of play and reliability has inspired favorable comparisons with CB Leon Hall, who has started for Bengals since his first-round selection out of Michigan in 2007.*

**Career transactions:** Selected by Cincinnati in first round of 2014 NFL Draft (24th overall) ... Signed with Bengals on 6-12-14.

**Coach Marvin Lewis says:** "We really feel good about the style of play Darqueze demonstrated at Michigan State. They were a big-time pressure defense the last year or so, so he's been out there by himself quite a bit. He's not afraid, and at that position you can't be scared. He can run and cover, and he gets his hands on guys. Also, we like the quality he shows as a person and how he carries himself. He was a leader there, so he fits the mold we were looking for."

**One game matters:** Despite lettering four years at Twiggs Co. High School (Jeffersonville, Ga.) — and helping lead the team to an 11-2 record as a senior — Dennard went virtually unrecruited by colleges. He did not have a viable scholarship offer, even from a junior college, entering his final prep game. But fate cast him in that last game against Dooly County High and WR Keith Mumphrey, who had already signed with Michigan State. MSU coaches, on hand to watch Mumphrey, saw Dennard post an outstanding performance against Mumphrey and convinced head coach Mark Dantonio to sign him. "I probably

wouldn't have played any more football (if not for that game)," Dennard says. "I'd still be around the Macon (Ga.) area, working a nine-to-five."

**College highlights:** Played four seasons (2010-13) at Michigan State, playing 44 games with 40 starts ... Totaled 167 tackles, 10 INTs, 30 total passes defended, three forced fumbles, a fumble recovery and a blocked FG ... Earned reputation as a strong tackler against the run. **2013**—First MSU CB to earn first-team All-America since Harlon Barnett (Cincinnati native from Princeton High School) in 1989 ... First MSU player to win the Thorpe Award since its 1986 inception ... Earned Big Ten Defensive Player of the Week honors in 26-14 win over Iowa, with two INTs and two TD-saving tackles ... Had an INT and a forced fumble in win over Michigan that was MSU's third straight game without allowing a TD. **2012**—Earned first-team all-conference honors from league coaches and ESPN.com ... Credited by coaches with no pass completions in his area in two games, and with only one completion in six other contests. **2011**—Took over starting CB duties as a sophomore ... Missed two games with injuries but earned honorable mention all-conference from media ... His three INTs included 38-yard return for TD, and he blocked FG vs. Wisconsin. **2010**—Played six games as true freshman, missing five with knee injury.

**High school:** Lettered in football, basketball and track at Twiggs County High School (Jeffersonville, Ga.) ... Two-way player in football, seeing action at WR and CB ... Twice earned all-state honors from Georgia Sports Writers Association... As a senior, helped lead his 11-2 team to a 468-119 advantage in points, catching 40-for-502 with 11 TDs, getting two TDs on his nine INTs and averaging 27.2 yards on punt returns.

**Personal:** Hometown is Dry Branch, Ga. ... Communications major at Michigan State ... First name is pronounced "dar-KWEZ" and last name is pronounced "deh-NARD."





## DiMANCHE, JAYSON

**LB #51**

**Height:** 6-1  
**Weight:** 244  
**College:** Southern Illinois  
**Experience:** 2nd-year player in 2014

**2013 games-starts:** 16-0  
**Career games-starts:** 16-0  
**Born:** 9-22-90  
**Hometown:** Hamilton, N.J.  
**Acquired:** CFA'13

*DiManche looks to increase his playing time in 2014 after a promising rookie season ... Was the lone 2013 college free agent signee to make the team's season-opening roster ... Finished second on the team in special teams tackles with 12 ... Made a key play on Nov. 17 win vs. Cleveland, blocking a punt that was returned by S Tony Dye for a Bengals TD ... DiManche has excellent speed for a 240-pounder.*

**Career transactions:** Signed with Cincinnati as college free agent on 4-30-13.

**2013 highlights:** Played in Games 1-16 and in Wild Card playoff, and ranked second on team with 12 special teams tackles ... Six tackles on defense and one pass defended ... Two special teams tackles Oct. 13 at Buffalo ... Played on defense for first time Oct. 27 vs. Jets, and recorded two tackles and two special teams tackles ... Blocked a Spencer Lanning punt in second quarter on Nov. 17 vs. Cleveland, and S Tony Dye returned it 24 yards for a TD and a 21-13 lead ... On Dec. 1 at San Diego, teamed with CB Dre Kirkpatrick to down a 75-yard punt at Chargers four ... Tied for team lead with two special teams tackles on Dec. 8 vs. Indianapolis ... Saw increased snaps on defense to due injury of SLB James Harrison on Dec. 15 at Pittsburgh, and recorded three

tackles and a pass defended ... Tied for team lead with two special teams tackles on Dec. 29 vs. Baltimore.

**College:** Played four seasons (2009-12) at Southern Illinois, with a redshirt year in 2008 ... Consistently wreaked havoc in offensive backfields in the FCS ranks, logging 38 tackles for loss and 16.5 sacks ... Second-team All-Missouri Valley Football Conference performer as a senior, when he ranked second in conference in both sacks (eight) and TFLs (15) ... Named team captain as a senior ... Started all 11 games at linebacker en route to being a second team All-MVFC selection as a senior ... Recorded a tackle for loss in 10 different games and a sack in eight different games.

**Personal:** Hometown is Hamilton, N.J. ... Attended Hamilton West High School, where he earned second-team all-state honors as senior ... Won team's defensive MVP and Hardest Hitter Awards ... Also a member of basketball and track and field teams ... Earned degree from Southern Illinois in communications, with a minor in marketing ... Twice named to MVFC Academic Honor Roll. ... Served as summer intern in 2012 in media services office of Saluki Athletics ... Made offseason speaking visits in 2014 to his former elementary school and high school ... Enjoys traveling ... Last name is pronounced "dih-MAHNCH."

### JAYSON DiMANCHE'S STATISTICS

			DEFENSE							INTERCEPTIONS					SCORING				
YEAR	TEAM	G-S	ST	AT	TT	SKS-YDS	PD	FF	FR-YDS	NO	YDS	AVG	LG	TD	TD	TD-IntRt	TD-FRRt	S	PTS
2013	Cincinnati	16-0	3	3	6	0-0	1	0	0-0	—	—	—	—	—	—	—	—	—	—
CAREER		16-0	3	3	6	0-0	1	0	0-0	—	—	—	—	—	—	—	—	—	—

		SPECIAL TEAMS								KICKOFF RETURNS						PUNT RETURNS					
YEAR	TEAM	ST	AT	TT	FF	FR-YDS	BP	BFG	BXP	NO	YDS	AVG	FC	LG	TD	NO	YDS	AVG	FC	LG	TD
2013	Cincinnati	8	4	12	0	0-0	1	0	0	—	—	—	—	—	—	—	—	—	—	—	—
CAREER		8	4	12	0	0-0	1	0	0	—	—	—	—	—	—	—	—	—	—	—	—


### POSTSEASON

			DEFENSE							INTERCEPTIONS						SCORING				
YEAR	TEAM	G-S	ST	AT	TT	SKS-YDS	PD	FF	FR-YDS	NO	YDS	AVG	LG	TD		TD	TD-IntRt	TD-FRRt	S	PTS
2013	Cincinnati	1-0	0	0	0	0-0	0	0	0-0	—	—	—	—	—		—	—	—	—	—
CAREER		1-0	0	0	0	0-0	0	0	0-0	—	—	—	—	—		—	—	—	—	—

### 2013 REGULAR-SEASON GAME-BY-GAME

		DEFENSE									INTERCEPTIONS				
DATE	OPPONENT	ST	AT	TT	SKS-YDS	INT-YDS	PD	FF	FR-YDS		NO	YDS	AVG	LG	TD
9-8	at Chicago	0	0	0	0-0	0-0	0	0	0-0		—	—	—	—	—
9-16	PITTSBURGH	0	0	0	0-0	0-0	0	0	0-0		—	—	—	—	—
9-22	GREEN BAY	0	0	0	0-0	0-0	0	0	0-0		—	—	—	—	—
9-29	at Cleveland	0	0	0	0-0	0-0	0	0	0-0		—	—	—	—	—
10-6	NEW ENGLAND	0	0	0	0-0	0-0	0	0	0-0		—	—	—	—	—
10-13	at Buffalo	0	0	0	0-0	0-0	0	0	0-0		—	—	—	—	—
10-20	at Detroit	0	0	0	0-0	0-0	0	0	0-0		—	—	—	—	—
10-27	N.Y. JETS	1	1	2	0-0	0-0	0	0	0-0		—	—	—	—	—
10-31	at Miami	0	0	0	0-0	0-0	0	0	0-0		—	—	—	—	—
11-10	at Baltimore	0	1	1	0-0	0-0	0	0	0-0		—	—	—	—	—
11-17	CLEVELAND	0	0	0	0-0	0-0	0	0	0-0		—	—	—	—	—
11-24	— BYE —														
12-1	at San Diego	0	0	0	0-0	0-0	0	0	0-0		—	—	—	—	—
12-8	INDIANAPOLIS	0	0	0	0-0	0-0	0	0	0-0		—	—	—	—	—
12-15	at Pittsburgh	2	1	3	0-0	0-0	1	0	0-0		—	—	—	—	—
12-22	MINNESOTA	0	0	0	0-0	0-0	0	0	0-0		—	—	—	—	—
12-29	BALTIMORE	0	0	0	0-0	0-0	0	0	0-0		—	—	—	—	—
TOTALS		3	3	6	0-0	0-0	1	0	0-0		—	—	—	—	—

DATE	OPPONENT	SPECIAL TEAMS								KICKOFF RETURNS							PUNT RETURNS						
		ST	AT	TT	FF	FR-YDS	BP	BFG	BXP	NO	YDS	AVG	FC	LG	TD		NO	YDS	AVG	FC	LG	TD	
9-8	at Chicago	0	0	0	0	0-0	0	0	0	—	—	—	—	—	—		—	—	—	—	—	—	
9-16	PITTSBURGH	1	0	1	0	0-0	0	0	0	—	—	—	—	—	—		—	—	—	—	—	—	
9-22	GREEN BAY	1	0	1	0	0-0	0	0	0	—	—	—	—	—	—		—	—	—	—	—	—	
9-29	at Cleveland	0	1	1	0	0-0	0	0	0	—	—	—	—	—	—		—	—	—	—	—	—	
10-6	NEW ENGLAND	0	0	0	0	0-0	0	0	0	—	—	—	—	—	—		—	—	—	—	—	—	
10-13	at Buffalo	1	1	2	0	0-0	0	0	0	—	—	—	—	—	—		—	—	—	—	—	—	
10-20	at Detroit	0	0	0	0	0-0	0	0	0	—	—	—	—	—	—		—	—	—	—	—	—	
10-27	N.Y. JETS	1	1	2	0	0-0	0	0	0	—	—	—	—	—	—		—	—	—	—	—	—	
10-31	at Miami	1	0	1	0	0-0	0	0	0	—	—	—	—	—	—		—	—	—	—	—	—	
11-10	at Baltimore	0	0	0	0	0-0	0	0	0	—	—	—	—	—	—		—	—	—	—	—	—	
11-17	CLEVELAND	0	0	0	0	0-0	1	0	0	—	—	—	—	—	—		—	—	—	—	—	—	
11-24	— BYE —																						
12-1	at San Diego	0	0	0	0	0-0	0	0	0	—	—	—	—	—	—		—	—	—	—	—	—	
12-8	INDIANAPOLIS	2	0	2	0	0-0	0	0	0	—	—	—	—	—	—		—	—	—	—	—	—	
12-15	at Pittsburgh	0	0	0	0	0-0	0	0	0	—	—	—	—	—	—		—	—	—	—	—	—	
12-22	MINNESOTA	0	0	0	0	0-0	0	0	0	—	—	—	—	—	—		—	—	—	—	—	—	
12-29	BALTIMORE	1	1	2	0	0-0	0	0	0	—	—	—	—	—	—		—	—	—	—	—	—	
TOTALS		8	4	12	0	0-0	1	0	0	—	—	—	—	—	—		—	—	—	—	—	—	



## DUNLAP, CARLOS

DE #96

**Height:** 6-6  
**Weight:** 280  
**College:** Florida  
**Experience:** 5th-year player in 2014

**2013 games-starts:** 16-15  
**Career games-starts:** 54-17  
**Born:** 2-28-89  
**Hometown:** North Charleston, S.C.  
**Acquired:** D2'10

*Dunlap in 2014 enters what should be his prime career years, after showing himself to be a natural playmaker during his first four seasons ... Athletic 280-pounder with a big wingspan ... In 2013 he tied for the team lead in sacks (7.5), blocked two FGs, led team in forced fumbles (four) and led the defensive line in passes defended (10) ... Has 27.5 career sacks ... In the last two seasons he has eight forced fumbles and four fumble recoveries ... Two career TDs ... Signed a five-year contract extension prior to '13 training camp and is signed through 2018.*

**Career transactions:** Selected by Cincinnati in second round of 2010 NFL Draft (54th overall) ... Signed with Bengals on 7-28-10 ... Signed contract extension with Bengals on 7-16-13.

**2013 general:** Played in all 16 games, with 15 starts at LDE, logging 70 tackles with 7.5 sacks (tied for team lead) and 10 passes defended (led line) ... Led team in forced fumbles (four) and QB pressures (34), and tied for second with seven tackles-for-loss.

**2013 game highlights:** Had eight-yard sack of Aaron Rodgers on Sept. 22 vs. Green Bay, and also logged five tackles, two passes defended and one QB pressure ... Six tackles, 1.5 sacks and two QB pressures on Sept. 29 at Cleveland, as he had eight-yard shared sack of Brian Hoyer in third quarter and a solo four-yard sack in fourth quarter ... Also vs. Cleveland, deflected 51-yard Billy Cundiff FG try in second quarter ... Six tackles (tied for line lead) on Oct. 6 vs. New England, and forced a LeGarrette Blount fumble (recovered by Cincinnati) in Bengals territory ... Recorded five tackles, a sack and a QB pressure Oct. 13 at Buffalo, and forced a Thad Lewis fumble in the third quarter that LB Vontaze Burfict recovered at Bengals 47, setting up TD drive ... Provided major momentum shift in win Oct. 20 at Detroit, blocking 34-yard David Akers FG attempt late in second quarter to prevent Lions from making a third straight unanswered score, and offense responded with a TD to erase 10-7 deficit ... Also at Detroit, had six tackles and four QB pressures ... Three tackles and one QB pressure Oct. 31 at Miami, and ran down RB Lamar Miller after 41-yard gain to Bengals 11, forcing fumble that Adam Jones recovered in end zone and returned 43 yards ... Had seven tackles (tied for line lead), two sacks and a forced fumble Nov. 10 at Baltimore ... In the game at Baltimore, had a nine-yard sack of Joe Flacco and forced a fumble that Bengals recovered, and later added an eight-yard sack ... Tied team's season high for QB pressures (eight) on Nov. 17 vs. Cleveland, and his five tackles included two-yard sack of Jason Campbell in second quarter ... Tied for team lead with six tackles, including a shared sack, on Dec. 22 vs. Minnesota, and returned a Matt Cassel fumble 42 yards to Vikings four in first quarter, setting up a TD ... Five tackles in Wild Card playoff on 1-5-14 vs. San Diego ... Missed all four preseason games due to concussion.

**Previous seasons:** **2010**—A Pro Football Weekly all-rookie team selection, Dunlap contested Detroit DT Ndamukong Suh for the league's rookie sacks title, posting Bengals rookie record of 9.5 and losing the crown when Suh went to 10 with a zero-yard sack late in fourth quarter in Week 17 ... Dunlap eclipsed former Bengals rookie sack record of 8.5, set by DE Justin Smith in 2001 ... All of Dunlap's sacks came in last eight games, including 8.5 in last six

games ... Became first rookie to lead the team in sacks for a season since 1990, when LB James Francis led with eight ... On Nov. 14 at Indianapolis, brought down Peyton Manning for first career sack, for four-yard loss in second quarter ... His two tackles in win Dec. 19 vs. Cleveland were both sacks of Colt McCoy ... Seven-yard sack of Philip Rivers in upset win on Dec. 26 vs. San Diego ... Closed season with his fourth multiple-sack game of the last six, getting 1.5 against Joe Flacco on Jan. 2 at Baltimore. **2011**—His sack total dipped to 4.5, from 9.5 as a rookie, but despite missing four games he still led team in QB pressures (27) and had an impressive fumble return for a key TD ... Played in 12 games and in Wild Card playoff ... Missed Games 9 and 11-13 due to hamstring injury ... On Oct. 16 at Indianapolis, with Colts looking to erase a 20-17 Bengals lead in the fourth quarter, Dunlap scooped a Pierre Garcon fumble at the Colts 35 and ran for a game-clinching TD, displaying speed and moves rarely seen in a player his size ... Had a team season-high of eight QB pressures on Oct. 30 at Seattle, along with a nine-yard sack of Tarvaris Jackson in fourth quarter ... On Nov. 6 at Tennessee, had two sacks of Matt Hasselbeck for 22 yards, along with a pass defended ... Three tackles in Wild Card playoff on 1-7-12 at Houston. **2012**—Began action in Game 3, after missing time in rehab from a preseason knee injury ... Had key plays in wins on Sept. 23 at Washington, on Dec. 2 at San Diego and on Dec. 30 vs. Baltimore ... Had a 14-yard INT return for a TD to seal the win vs. Baltimore ... Named AFC Defensive Player of the Week for his performance at San Diego, when he forced fumbles on each of his two sacks, recovering one late in the game to help preserve win ... Also at San Diego, had five tackles and four additional QB pressures ... Totaled 55 tackles, six sacks, four passes defended and an INT returned for a TD ... Tied for team lead in both forced fumbles (four) and fumble recoveries (three) ... His seven combined fumbles forced and recovered led the team by three ... Had 27 QB pressures (second on team) and five tackles-for-loss ... On Sept. 23 at Washington, set up a Bengals TD when he forced a fumble by Robert Griffin III and recovered it at Redskins 12 ... On Nov. 11 vs. N.Y. Giants, his six-yard sack of Eli Manning at Bengals 20 helped force Giants to settle for FG, and he also had a fumble recovery at Bengals 14 and three additional QB pressures ... Had 13-yard sack Dec. 30 vs. Baltimore, and helped seal victory in fourth quarter when he tipped a pass at the line of scrimmage, caught it, and then returned it 14 yards for TD.

**College:** Played three seasons (2007-09) at Florida, with totals of 84 tackles, 19.5 sacks, 26 tackles for loss, eight passes defended and four blocked kicks ... Entered NFL Draft following his junior season ... Named Defensive MVP of 2008 season BCS national championship win over Oklahoma ... Helped Gators to 13-1 records in each of his last two seasons, including 51-24 Sugar Bowl victory over University of Cincinnati to close 2009 campaign.

**Personal:** Hometown is North Charleston, S.C. ... Spends offseason time in Miami, Fla., as well as in North Charleston ... Attended Fort Dorchester High School, and closed his career ranked 15th on ESPN's Top 150 recruits list ... Pursuing a business degree from Florida ... SEC Academic All-American in 2008 ... Selected to SEC Academic Honor Roll as a freshman ... Enjoys playing basketball and water skiing ... Was named 'Mayor for a Day' in North Charleston on 3-13-09 ... Single ... Lists his parents, Diane Ross and Carlos L. Dunlap Sr., as his greatest source of inspiration.


### CARLOS DUNLAP'S STATISTICS

			DEFENSE							INTERCEPTIONS					SCORING							
YEAR	TEAM	G-S	ST	AT	TT	SKS-YDS	PD	FF	FR-YDS	NO	YDS	AVG	LG	TD	TD	TD-IntRt	TD-FRRt	S	PTS			
2010	Cincinnati	12-0	18	10	28	9.5-77.5	3	0	1-0	0	0	—	—	0	0	0	0	0	0			
2011	Cincinnati	12-1	15	13	28	4.5-42	3	0	1-35	0	0	—	—	0	1	0	1	0	6			
2012	Cincinnati	14-1	36	19	55	6-55	4	4	3-2	1	14	14.0	14t	1	1	1	0	0	6			
2013	Cincinnati	16-15	45	25	70	7.5-40.5	10	4	1-42	0	0	—	—	0	0	0	0	0	0			
CAREER		54-17	114	67	181	27.5-215	20	8	6-79	1	14	14.0	14t	1	2	1	1	0	12			
			SPECIAL TEAMS							KICKOFF RETURNS						PUNT RETURNS						
YEAR	TEAM		ST	AT	TT	FF	FR-YDS	BP	BFG	BXP	NO	YDS	AVG	FC	LG	TD	NO	YDS	AVG	FC	LG	TD
2013	Cincinnati		0	0	0	0	0-0	0	2	0	—	—	—	—	—	—	—	—	—	—	—	—
CAREER			0	0	0	0	0-0	0	2	0	—	—	—	—	—	—	—	—	—	—	—	—



POSTSEASON																			
			DEFENSE							INTERCEPTIONS					SCORING				
YEAR	TEAM	G-S	ST	AT	TT	SKS-YDS	PD	FF	FR-YDS	NO	YDS	AVG	LG	TD	TD	TD-IntRt	TD-FRRt	S	PTS
2011	Cincinnati	1-0	1	2	3	0-0	0	0	0-0	—	—	—	—	—	—	—	—	—	—
2012	Cincinnati	1-0	2	2	4	0-0	0	0	0-0	—	—	—	—	—	—	—	—	—	—
2013	Cincinnati	1-1	4	1	5	0-0	0	0	0-0	—	—	—	—	—	—	—	—	—	—
CAREER		3-1	7	5	12	0-0	0	0	0-0	—	—	—	—	—	—	—	—	—	—

2013 REGULAR-SEASON GAME-BY-GAME																					
		DEFENSE									INTERCEPTIONS										
DATE	OPPONENT	ST	AT	TT	SKS-YDS	INT-YDS	PD	FF	FR-YDS	NO	YDS	AVG	LG	TD							
9-8	at Chicago	1	2	3	0-0	0-0	1	0	0-0	—	—	—	—	—							
9-16	PITTSBURGH	1	1	2	0.5-3	0-0	0	0	0-0	—	—	—	—	—							
9-22	GREEN BAY	5	0	5	1-8	0-0	2	0	0-0	—	—	—	—	—							
9-29	at Cleveland	4	2	6	1.5-8	0-0	0	0	0-0	—	—	—	—	—							
10-6	NEW ENGLAND	5	1	6	0-0	0-0	0	1	0-0	—	—	—	—	—							
10-13	at Buffalo	3	2	5	1-2	0-0	0	1	0-0	—	—	—	—	—							
10-20	at Detroit	4	2	6	0-0	0-0	0	0	0-0	—	—	—	—	—							
10-27	N.Y. JETS	1	0	1	0-0	0-0	1	0	0-0	—	—	—	—	—							
10-31	at Miami	1	2	3	0-0	0-0	0	1	0-0	—	—	—	—	—							
11-10	at Baltimore	3	4	7	2-17	0-0	0	1	0-0	—	—	—	—	—							
11-17	CLEVELAND	2	3	5	1-2	0-0	0	0	0-0	—	—	—	—	—							
11-24	— BYE —																				
12-1	at San Diego	2	2	4	0-0	0-0	1	0	0-0	—	—	—	—	—							
12-8	INDIANAPOLIS	4	1	5	0-0	0-0	1	0	0-0	—	—	—	—	—							
12-15	at Pittsburgh	3	1	4	0-0	0-0	0	0	0-0	—	—	—	—	—							
12-22	MINNESOTA	5	1	6	0.5-0.5	0-0	2	0	1-42	—	—	—	—	—							
12-29	BALTIMORE	1	1	2	0-0	0-0	2	0	0-0	—	—	—	—	—							
TOTALS		45	25	70	7.5-40.5	0-0	10	4	1-42	—	—	—	—	—							
		SPECIAL TEAMS								KICKOFF RETURNS						PUNT RETURNS					
DATE	OPPONENT	ST	AT	TT	FF	FR-YDS	BP	BFG	BXP	NO	YDS	AVG	FC	LG	TD	NO	YDS	AVG	FC	LG	TD
9-8	at Chicago	0	0	0	0	0-0	0	0	0	—	—	—	—	—	—	—	—	—	—	—	—
9-16	PITTSBURGH	0	0	0	0	0-0	0	0	0	—	—	—	—	—	—	—	—	—	—	—	—
9-22	GREEN BAY	0	0	0	0	0-0	0	0	0	—	—	—	—	—	—	—	—	—	—	—	—
9-29	at Cleveland	0	0	0	0	0-0	0	1	0	—	—	—	—	—	—	—	—	—	—	—	—
10-6	NEW ENGLAND	0	0	0	0	0-0	0	0	0	—	—	—	—	—	—	—	—	—	—	—	—
10-13	at Buffalo	0	0	0	0	0-0	0	0	0	—	—	—	—	—	—	—	—	—	—	—	—
10-20	at Detroit	0	0	0	0	0-0	0	1	0	—	—	—	—	—	—	—	—	—	—	—	—
10-27	N.Y. JETS	0	0	0	0	0-0	0	0	0	—	—	—	—	—	—	—	—	—	—	—	—
10-31	at Miami	0	0	0	0	0-0	0	0	0	—	—	—	—	—	—	—	—	—	—	—	—
11-10	at Baltimore	0	0	0	0	0-0	0	0	0	—	—	—	—	—	—	—	—	—	—	—	—
11-17	CLEVELAND	0	0	0	0	0-0	0	0	0	—	—	—	—	—	—	—	—	—	—	—	—
11-24	— BYE —																				
12-1	at San Diego	0	0	0	0	0-0	0	0	0	—	—	—	—	—	—	—	—	—	—	—	—
12-8	INDIANAPOLIS	0	0	0	0	0-0	0	0	0	—	—	—	—	—	—	—	—	—	—	—	—
12-15	at Pittsburgh	0	0	0	0	0-0	0	0	0	—	—	—	—	—	—	—	—	—	—	—	—
12-22	MINNESOTA	0	0	0	0	0-0	0	0	0	—	—	—	—	—	—	—	—	—	—	—	—
12-29	BALTIMORE	0	0	0	0	0-0	0	0	0	—	—	—	—	—	—	—	—	—	—	—	—
TOTALS		0	0	0	0	0-0	0	2	0	—	—	—	—	—	—	—	—	—	—	—	—



## EIFERT, TYLER

TE #85

Height: 6-6  
Weight: 250  
College: Notre Dame  
Experience: 2nd-year player in 2014

2013 games-starts: 15-15  
Career games-starts: 15-15  
Born: 9-8-90  
Hometown: Fort Wayne, Ind.  
Acquired: D1'13

*Eifert returns in 2014, following a rookie season in which he helped bring a new dimension to Bengals offense ... Joined veteran Jermaine Gresham in forming franchise's first base offense including two TEs, and had 39 receptions for 445 yards with two TDs ... Started first 15 games before being inactive for season finale with a stinger, and returned to play in Wild Card playoff ... In 2014, he'll work to continue developing his impressive ability to time jumps and win contested balls ... Sealed worth as first-round draftee by showing the strength and aggressiveness to handle base-offense blocking duties of an NFL tight end.*

Career transactions: Selected by Cincinnati in first round of 2013 NFL Draft (21st overall) ... Signed with Bengals on 7-15-13.

2013 highlights: In NFL debut Sept. 8 at Chicago, on his 23rd birthday, caught five-for-47 ... Had three receptions for 66 yards on Sept. 16 vs. Pittsburgh, including a 61-yarder to set up a TD, longest Bengals reception by a TE since 2004 (Matt Schobel, 76) ... Tied for the team lead with five receptions Oct. 6 vs. New England, and his 53 receiving yards ranked second ... Caught three-for-45 on Oct. 20 at Detroit, scoring first TD in NFL on a 32-yard pass on which he beat tight coverage and made catch while falling to the ground in the end zone ... Caught three-for-55 Nov. 10 at Baltimore, including a 40-yard reception in which he stayed in bounds and scampered down the sideline after

catch ... Caught three-for-33 on Dec. 15 at Pittsburgh, with one-yard TD catch on a fourth-and-goal play in fourth quarter ... Caught one-for-six on Dec. 22 vs. Minnesota before leaving game in first half with a stinger.

College: Played four seasons (2009-12) at Notre Dame ... Started every game as a junior and senior ... His 140 catches were tops all-time at a school known for great talent at the position ... Winner of 2012 John Mackey Award, given annually to nation's top college tight end, and voted a first-team All-American by Pro Football Weekly ... Averaged career-best 13.7 yards per catch in 2012, helping lead Irish to BCS national championship game 1840 career receiving yards, with 11 TDs ... Selected as team's 2012 Offensive MVP, catching 50-for-685 with four TDs ... His blocking helped offense average 189.4 rushing yards per game ... Team captain.

Personal: Hometown is Fort Wayne, Ind. ... Attended Bishop Dwenger High School, where as a double-duty senior, he helped lead team to a 14-1 record, catching 41-for-682 with 10 TDs and adding 97 tackles with four INTs (one for a TD) ... Finance major at Notre Dame ... Father, Greg, played basketball at Purdue, seeing action in 115 games under prominent coach Gene Keady ... Enjoys hunting, golf and fishing ... Last name is pronounced "IE(rhymes with 'tie')-fert."

## TYLER EIFERT'S STATISTICS

			RECEIVING					RUSHING					SCORING					
YEAR	TEAM	G-S	NO	YDS	AVG	LG	TD	ATT	YDS	AVG	LG	TD	TD	TD-R	TD-P	TD-Rt	2-PtC	PTS
2013	Cincinnati	15-15	39	445	11.4	61	2	—	—	—	—	—	2	0	2	0	0	12
CAREER		15-15	39	445	11.4	61	2	—	—	—	—	—	2	0	2	0	0	12


RECEIVING SINGLE-GAME HIGHS: RECEPTIONS—5 (two times; most recently on 10-6-13 vs. New England). YARDS—66 (9-16-13 vs. Pittsburgh). LONG—61 (9-16-13 vs. Pittsburgh). TOUCHDOWNS—1 (two times; most recently on 12-15-13 at Pittsburgh).

## POSTSEASON

			RECEIVING					RUSHING					SCORING					
YEAR	TEAM	G-S	NO	YDS	AVG	LG	TD	ATT	YDS	AVG	LG	TD	TD	TD-R	TD-P	TD-Rt	2-PtC	PTS
2013	Cincinnati	1-0	0	0	—	—	0	—	—	—	—	—	—	—	—	—	—	—
CAREER		1-0	0	0	—	—	0	—	—	—	—	—	—	—	—	—	—	—

## 2013 REGULAR-SEASON GAME-BY-GAME

DATE	OPPONENT	RECEIVING					RUSHING				
		NO	YDS	AVG	LG	TD	ATT	YDS	AVG	LG	TD
9-8	at Chicago	5	47	9.4	17	0	—	—	—	—	—
9-16	PITTSBURGH	3	66	22.0	61	0	—	—	—	—	—
9-22	GREEN BAY	1	7	7.0	7	0	—	—	—	—	—
9-29	at Cleveland	3	39	13.0	29	0	—	—	—	—	—
10-6	NEW ENGLAND	5	53	10.6	22	0	—	—	—	—	—
10-13	at Buffalo	2	13	6.5	10	0	—	—	—	—	—
10-20	at Detroit	3	45	15.0	32t	1	—	—	—	—	—
10-27	N.Y. JETS	2	23	11.5	16	0	—	—	—	—	—
10-31	at Miami	3	14	4.7	5	0	—	—	—	—	—
11-10	at Baltimore	3	55	18.3	40	0	—	—	—	—	—
11-17	CLEVELAND	1	15	15.0	15	0	—	—	—	—	—
11-24	— BYE —	—	—	—	—	—	—	—	—	—	—
12-1	at San Diego	1	9	9.0	9	0	—	—	—	—	—
12-8	INDIANAPOLIS	3	20	6.7	11	0	—	—	—	—	—
12-15	at Pittsburgh	3	33	11.0	19	1	—	—	—	—	—
12-22	MINNESOTA	1	6	6.0	6	0	—	—	—	—	—
12-29	BALTIMORE	INACTIVE					INACTIVE				
TOTALS		39	445	11.4	61	2	—	—	—	—	—



## FEIGT, CURTIS

OT #62

Height: 6-6

Weight: 310

College: West Virginia

Experience: Rookie in 2014

2013 games-starts: 0-0

Career games-starts: 0-0

Born: 11-23-89

Hometown: Berlin (Germany)

Acquired: CFA'14

*College free agent signee appeared in 31 games with 19 starts over four-year career at West Virginia ... Began career as defensive linemen, but was shifted to offensive line prior to sophomore season ... All-Big 12 Conference Honorable Mention as a senior.*


Career transactions: Signed with Cincinnati as college free agent on 5-12-14.

More college highlights: **2013**—As WVU senior, started all 12 games at ROT ... Helped pave way for offense to average 148.7 rushing yards per game, and WVU had first 1000-yard rusher since 2009. **2012**—Played all 13 games, with starts at ROT in final six games ... Helped lead blocking effort for offense which ranked 10th nationally in passing and total offense and ninth in scoring offense. **2011**—Played four games, with one start at ROT ... Credited

with two knockdowns in lone start against Pitt ... Moved from defensive line to offensive line during spring prior to season. **2010**—Appeared in two games at DT as redshirt freshman. **2009**—Redshirted as true freshman.

High school: Attended Mercersburg (Pa.) Academy, where he earned All Mid-Atlantic Prep League honors ... Came to Mercersburg Academy during junior year after growing up in Germany.

Personal: Hometown is Berlin, Germany ... Family moved to Pennsylvania when he was a high school junior ... Wife, Katelyn, was All-American high jumper at WVU ... Graduated from West Virginia with degree in criminology, and is pursuing master's degree in legal studies ... As a West Virginia senior, named to Big 12 All-Academic First Team and Big 12 Commissioner's Honor Roll ... Last name is pronounced as "fight."



## FLOWERS, MARQUIS

LB #53

Height: 6-3  
Weight: 240  
College: Arizona  
Experience: Rookie in 2014

2013 games-starts: 0-0  
Career games-starts: 0-0  
Born: 2-16-92  
Hometown: Phoenix, Ariz.  
Acquired: D6'14

*Fast, athletic LB prospect was producer in multiple stat categories during four seasons at Arizona ... Showed ability to rush the passer, trip up rushers in backfield, aid pass coverage and create turnover plays .... Began career as super-size safety and switched to LB prior to junior season ... Figures to be an immediate special teams contributor while training for full range of pro LB duties.*

**Career transactions:** Selected by Cincinnati in sixth round of 2014 NFL Draft (212th overall) ... Signed with Bengals on 5-21-14.

**Coach Marvin Lewis says:** "Marquis has great athleticism, ability, speed and length. He's the kind of guy we want to continue to develop and grow physically. He can run and cover, and also run and make plays on special teams."


**College highlights:** Played four seasons (2010-13) at Arizona, seeing action in 50 games ... Had 35 starts, including every game as a junior and senior ... His busy career stat line includes 272 tackles, 27 tackles-for-loss, 7.5 sacks, five INTs, five forced fumbles, two fumble recoveries and eight passes defended. **2013**—Finished second on team in tackles (93) as Arizona went 8-5,

with Independence Bowl win over Boston College ... Earned Pac-12 honorable mention ... Had a 14-yard INT return for a TD in win over Utah. **2012**—Second with 100 tackles on Arizona club that went 8-5 with New Mexico Bowl victory over Nevada ... Led team in tackles-for-loss (13), had 5.5 sacks, and also had three INTs, three forced fumbles and one fumble recovery ... Named Pac-12 Defensive Player of the Week after logging two INTs, a forced fumble and seven tackles to lead 39-36 win over 10th-ranked Southern California. **2011**—Played at S, appearing in 11 games with nine starts ... His 68 tackles included 53 solos, and he had three passes defended. **2010**—Played primarily on special teams as a freshman, logging 11 tackles.

**High school:** Attended Millennium High School in Phoenix, Ariz., where he earned Class 5A all-state honors as a two-way senior ... Rushed for 1247 yards and 16 TDs as a senior, while logging 46 tackles and two INTs on defense ... Selected for U.S. Army All-America game following his senior campaign.

**Personal:** Hometown is Phoenix, Ariz. ... Majored at Arizona in social behavior and human understanding ... First name is pronounced "mar-KEECE(rhymes with 'peace')."





FRANCE, DAN

OT/G #64

Height: 6-5  
Weight: 315  
College: Michigan State  
Experience: Rookie in 2014

2013 games-starts: 0-0  
Career games-starts: 0-0  
Born: 4-1-91  
Hometown: North Royalton, Ohio  
Acquired: CFA'14

*College free agent signee offensive lineman showed versatility over four-year career at Michigan State, playing both tackle and guard ... Came to MSU as defensive tackle, but was switched to offensive line prior to sophomore season ... Started at LOT as a sophomore and junior, and moved to right guard as a senior.*


Career transactions: Signed with Cincinnati as college free agent on 5-12-14.

More college highlights: Played in 46 games with 37 starts (24 at LOT, 13 at RG) over four seasons (2010-13) at Michigan State, with a redshirt year in 2009. **2013**—Started 13 games at RG but missed 100th Rose Bowl game, against No.5 Stanford, due to lower-leg injury ... Moved to guard from LOT after spring practice ... Honorable Mention All-Big Ten selection by coaches and media ... Ranked second on team with a career-best 69.5 knockdowns in regular season. **2012**—Played in 12 games, with 11 starts at LOT ... Played 796 out of possible 888 offensive snaps (90 percent) in regular season and ranked

fourth on team with 36 knockdowns ... Had streak of 20 consecutive starts at LOT snapped at No. 23 Michigan (concussion). **2011**—In first year on offensive line, played in 14 games, with 13 starts at LOT ... Initially made transition from defensive to offensive line during team's bowl practices in December 2010 ... Impressed coaches in spring practice and won starting LOT job. **2010**—Appeared in seven games as reserve DT, recording three tackles and pass defended. **2009**—Redshirted.

High school: Attended North Royalton (Ohio) High School, where he was ranked among nation's top strong-side defensive ends by Rivals.com ... Named to SuperPrep's and PrepStar's All-Midwest team ... Also played tight end, and was rated state's best blocker among tight ends ... Three year starter for North Royalton basketball team.

Personal: Hometown is North Royalton, Ohio ... Majored in hospitality business at Michigan State ... Academic All-Big Ten selection in 2010.



## GEATHERS, ROBERT

DE #91

Height: 6-3  
 Weight: 286  
 College: Georgia  
 Experience: 11th-year player in 2014

2013 games-starts: 2-0  
 Career games-starts: 136-104  
 Born: 8-11-83  
 Hometown: Georgetown, S.C.  
 Acquired: D4b'04

*Longest-tenured Bengal on roster, Geathers looks to resume his consistent history as a key contributor after missing nearly all of 2013 due to an elbow injury suffered in Game 2 ... Cleared to participate in all team offseason activities in preparation for 2014 ... Started all 16 games in 2012 at LDE, and has passed 100 mark in career starts (now 104) ... A two-time team leader in sacks, he is one of eight Bengals to have 10 or more sacks in a season, having registered 10.5 in 2006 ... His 136 games as a Bengals DL ranks third in club history, behind Tim Krumrie (188) and Eddie Edwards (170).*

**Career transactions:** Selected by Cincinnati in fourth round of 2004 NFL Draft (117th overall) ... Signed with Bengals on 7-30-04 ... Re-signed with Bengals as restricted free agent on 1-11-07 ... Re-signed with Bengals as unrestricted free agent on 3-12-13.

**2013:** Played in Games 1-2, recording one tackle ... Left game on Sept. 16 vs. Pittsburgh with an elbow injury, which forced his placement two days later on Reserve/Injured list.

**Previous seasons:** **2004**—Rookie ranked fourth on Bengals in sacks (3.5) and led line in passes defended (five) ... Made key plays in four wins in season's second half ... In win Nov. 7 vs. Dallas, had a sack and forced fumble, a key pass defended, and a QB pressure that led to an intentional grounding penalty ... Had 1.5 sacks in win Nov. 28 vs. Cleveland ... On Dec. 26 vs. N.Y. Giants, his deflection of an Eli Manning pass led to Carl Powell's game-clinching INT with less than a minute to play ... Continued his big-play ways Jan. 2 at Philadelphia, intercepting a Jeff Blake swing pass in the third quarter and returning it 36 yards for TD that gave Bengals a 24-3 lead. **2005**—Started every game at RDE, including Wild Card playoff ... His 52 tackles included three sacks ... In crucial win Dec. 4 at Pittsburgh, forced a Hines Ward fumble in second quarter that Bengals recovered at their 25. **2006**—His 10.5 sacks were at the time the most by a Bengal since 1983 ... In win Sept. 24 at Pittsburgh, recorded four tackles, including two sacks of Ben Roethlisberger ... Two sacks of Aaron Brooks on Dec. 10 vs. Oakland. **2007**—Led team in sacks (3.5) ... Started 12 games at LDE, and started four games (Games 5-8) at SLB, aiding injury-depleted LB corps ... Second on line in tackles (69), and was one of four Bengals to log an entry in every column of defensive stat sheet ... Played dominant role in season-opening win Sept. 10 vs. Baltimore, with line-leading eight tackles, an eight-yard sack, an INT with a 30-yard return, a forced fumble and a fumble recovery. **2008**—Started Games 1-11 at LDE, but suffered knee injury Nov. 20 at Pittsburgh (Game 11) ... Placed Nov. 24 on Reserve/Injured list, ending streak of 74 straight games played ... Despite missed time, led team in QB hurries (12) and finished second on line in tackles (56) ... On Nov. 16 vs. Philadelphia, executed a sack-and-strip against Donovan McNabb in first quarter to set up a Cincinnati FG (Bengals recovered fumble). **2009**—Started 15 games plus Wild Card playoff at LDE ... Led D-line in tackles (56), including 3.5 sacks, and for the second straight season, he led team in coaches' compilation of QB pressures (13) ... Inactive for Game 16 at N.Y. Jets, resting a knee strain, but returned to start Wild Card playoff on 1-9-10 vs. Jets, in which he logged six tackles ... Had line-leading eight tackles in Sept. 27 win vs. Pittsburgh, including a shared sack of Ben Roethlisberger on third down in fourth quarter, forcing Steelers punt that preceded Bengals' game-winning drive ... On Nov. 15 at Pittsburgh, had nine-yard sack of Ben Roethlisberger on first-and-goal from Bengals' eight in second quarter, helping hold Steelers to a FG. **2010**—On Sept. 26 at Carolina, his recovery of a Jonathan Stewart fumble and return to Panthers' 37 set up fourth-quarter drive for TD that iced the game ... Three tackles Nov. 8 vs. Pittsburgh, including nine-yard sack of Ben Roethlisberger ... Line-leading six tackles, a QB pressure and a pass defended in Dec. 26 win that knocked San Diego from playoff contention. **2011**—No. 1 on depth chart at LDE, and played in 14 games

with 13 starts ... Also started in Wild Card playoff ... Suffered shoulder injury Sept. 11 at Cleveland, rendering him inactive in Games 2-3 ... Had 44 tackles, including 2.5 sacks and two passes defended ... On Nov. 13 vs. Pittsburgh, had 1.5 sacks, six total tackles (tied for line lead), one tackle-for-loss on a rushing play and an additional QB pressure ... Led line in tackles (seven) Nov. 27 vs. Cleveland, including a four-yard sack of Colt McCoy ... Four tackles in Wild Card playoff on 1-7-12 at Houston. **2012**—Started all 16 games at LDE, totaling 45 tackles and three sacks ... Fourth on team with 18 QB pressures ... Four tackles Oct. 14 at Cleveland, including four-yard sack of Brandon Weeden on a third-and-one in Bengals red zone, forcing Browns to settle for FG ... Three tackles Oct. 21 vs. Pittsburgh, with a shared sack ... Four tackles Nov. 11 vs. N.Y. Giants, including team-high 1.5 sacks against Eli Manning ... Led D-line in tackles (seven) Nov. 25 vs. Oakland, and his two tackles for-loss included a shared stop of FB Owen Schmitt on fourth-and-one at Bengals 45 ... Two tackles and two QB pressures Dec. 13 at Philadelphia ... Five tackles Dec. 23 at Pittsburgh ... Five tackles in Wild Card playoff on 1-5-13 at Houston.

**Ed Block winner:** The Bengals named Geathers as the team recipient of the 2013 season Ed Block Courage Award. The award honors one player from each NFL team who shows "commitment to the values of sportsmanship and courage."

The veteran defensive end's 2013 season was cut short, when in Game 2, Sept. 16 vs. Pittsburgh, he suffered a torn triceps muscle. He had season-ending surgery in September, but is projected to be ready for most if not all of the team's 2014 offseason work. "Robert has been a pleasure to work with since he arrived in 2004," said Bengals head athletic trainer Paul Sparling. "He's a guy who plays hard and plays every game that he possibly can, and the two times in his career when he's had a serious injury, he has responded like a true pro." Geathers played in 74 straight games before a knee injury requiring surgery that ended his season in late 2008. He picked up where he left off in 2009 and played in 52 of the next 55 games before being sidelined in 2013.

**Take the fumble and run:** Geathers holds the team record for fumble return yards in a season, with 113 in 2009. He went 75 yards for a TD at Cleveland, tying LB Ray Bentley for Bengals' longest single fumble return, and he added a 38-yard return at Oakland.

**All in the family:** Geathers has football in his blood. His uncle, Jumpy Geathers, and his father, Robert Sr., were both talented defensive linemen. Jumpy recorded 62 sacks in a 13-year NFL career (1984-96 with New Orleans, Washington, Atlanta and Denver). Robert Sr. starred at South Carolina State and earned a third-round draft selection by Buffalo in 1981 before being hampered by an injury. "My dad gave me a football when I was three years old," Robert Jr. recalls. "That's the first thing I remember, carrying that ball around the house, running from him." One of Geathers' younger brothers, Clifton, played DE in the NFL for Indianapolis in 2012, and another younger brother, Kwame, a nose tackle at Georgia, played as a rookie in '13 with San Diego.

**College:** Entered NFL Draft after junior season at Georgia ... Started all 14 games as junior in 2003 as Bulldogs posted 11-3 record ... Played 39 games over three seasons (2001-03), but was not full-time starter until '03 ... Had 81 tackles, five sacks, 10 tackles for loss, 22 QB pressures and two INTs for career.

**Personal:** Hometown is Georgetown, S.C. ... Attended Carvers Bay High School, where he had 100 tackles and nine sacks as senior and 130 tackles with 14 sacks as junior ... Married (wife Adria), with son Robert III and daughter Nina ... Sports studies major at Georgia ... Enjoys family time and speaking to youth groups, and favorite hobby is traveling ... Last name is pronounced as "gathers."


## ROBERT GEATHERS' STATISTICS

			DEFENSE							INTERCEPTIONS					SCORING							
YEAR	TEAM	G-S	ST	AT	TT	SKS-YDS	PD	FF	FR-YDS	NO	YDS	AVG	LG	TD	TD	TD-IntRt	TD-FRRt	S	PTS			
2004	Cincinnati	14-1	10	12	22	3.5-27	5	1	0-0	1	36	36.0	36t	1	1	1	0	0	6			
2005	Cincinnati	16-16	27	25	52	3-20	1	1	0-0	0	0	—	—	0	0	0	0	0	0			
2006	Cincinnati	16-0	30	22	52	10.5-62.5	0	0	0-0	0	0	—	—	0	0	0	0	0	0			
2007	Cincinnati	16-16	33	36	69	3.5-26	2	1	1-0	1	30	30.0	30	0	0	0	0	0	0			
2008	Cincinnati	11-11	30	26	56	2.5-19.5	1	1	1-0	0	0	—	—	0	0	0	0	0	0			
2009	Cincinnati	15-15	36	20	56	3.5-28.5	2	1	2-113	0	0	—	—	0	1	0	1	0	6			
2010	Cincinnati	16-16	29	26	55	1-9	2	1	1-5	0	0	—	—	0	0	0	0	0	0			
2011	Cincinnati	14-13	26	18	44	2.5-8	2	0	0-0	0	0	—	—	0	0	0	0	0	0			
2012	Cincinnati	16-16	24	21	45	3-15.5	0	0	0-0	0	0	—	—	0	0	0	0	0	0			
2013	Cincinnati	2-0	0	1	1	0-0	0	0	0-0	0	0	—	—	0	0	0	0	0	0			
CAREER			136-104	245	207	452	33-216	15	6	5-118	2	66	33.0	36t	1	2	1	1	0	12		
			SPECIAL TEAMS							KICKOFF RETURNS					PUNT RETURNS							
YEAR	TEAM		ST	AT	TT	FF	FR-YDS	BP	BFG	BXP	NO	YDS	AVG	FC	LG	TD	NO	YDS	AVG	FC	LG	TD
2004	Cincinnati		4	1	5	0	0-0	0	0	0	—	—	—	—	—	—	—	—	—	—	—	—
2007	Cincinnati		0	1	1	0	0-0	0	0	0	—	—	—	—	—	—	—	—	—	—	—	—
CAREER			4	2	6	0	0-0	0	0	0	—	—	—	—	—	—	—	—	—	—	—	—

## POSTSEASON

			DEFENSE							INTERCEPTIONS					SCORING				
YEAR	TEAM	G-S	ST	AT	TT	SKS-YDS	PD	FF	FR-YDS	NO	YDS	AVG	LG	TD	TD	TD-IntRt	TD-FRRt	S	PTS
2005	Cincinnati	1-1	2	2	4	0-0	1	0	0-0	—	—	—	—	—	—	—	—	—	—
2009	Cincinnati	1-1	1	5	6	0-0	0	0	0-0	—	—	—	—	—	—	—	—	—	—
2011	Cincinnati	1-1	2	2	4	0-0	0	0	0-0	—	—	—	—	—	—	—	—	—	—
2012	Cincinnati	1-1	3	2	5	0-0	0	0	0-0	—	—	—	—	—	—	—	—	—	—
2013	Cincinnati	0-0	DID NOT PLAY*							DID NOT PLAY*					DID NOT PLAY*				
CAREER		4-4	8	11	19	0-0	1	0	0-0	—	—	—	—	—	—	—	—	—	—

\* NOTE: Geathers was on the Reserve/Injured list for one postseason game with Cincinnati in 2013.



# GILBERRY, WALLACE

DE #95

**Height:** 6-2  
**Weight:** 275  
**College:** Alabama  
**Experience:** 7th-year player in 2014

**2013 games-starts:** 16-2  
**Career games-starts:** 83-5  
**Born:** 12-5-84  
**Hometown:** Bay Minette, Ala.  
**Acquired:** FA'12

*A seventh-year NFL player for 2014, Gilberry enters his third Bengals season ... Signed as a free agent two games into 2012, he hit the ground as a playmaker and has not let up ... Has been primarily a reserve, but tied for team lead in sacks (7.5) in 2013, after placing third in 2012 (6.5) ... Tied for 2012 team lead in fumble recoveries (three), and returned one at Philadelphia for first career TD ... Played from 2008-11 with Kansas City, seeing action in 54 games for the Chiefs (including one postseason) ... Had seven sacks in 2010, helping lead Chiefs to AFC West championship ... Has career totals of 28 sacks, six forced fumbles and five fumble recoveries.*

**Career transactions:** Signed with N.Y. Giants as college free agent on 5-5-08 ... Waived by Giants on 8-30-08 ... Signed to Giants practice squad on 9-1-08 ... Signed with Kansas City on 11-5-08 ... Re-signed with Chiefs as restricted free agent on 7-31-11 ... Signed with Tampa Bay as unrestricted free agent on 6-4-12 ... Released by Buccaneers on 9-14-12 ... Signed with Cincinnati as free agent on 9-18-12 ... Re-signed with Bengals as unrestricted free agent on 3-12-13.

**2013 highlights:** Played in Games 1-16 (two starts), with 36 tackles, 7.5 sacks (tied for team lead), a forced fumble, three passes defended and 17 QB pressures (third on team) ... Key performer in win Oct. 6 vs. New England, starting at RDE in place of injured Michael Johnson and recording 1.5 sacks among his five tackles, with a forced fumble and four QB pressures ... Sacks vs. New England's Tom Brady included eight-yarder in first quarter and a shared five-yarder in fourth quarter on which he forced a fumble (Patriots recovered) ... Logged five tackles, a seven-yard sack of Thad Lewis and a pass defended on Oct. 13 at Buffalo ... Two tackles, including a five-yard sack of Ryan Tannehill, on Oct. 31 at Miami ... Had four tackles, including an 11-yard sack of Jason Campbell, on Nov. 17 vs. Cleveland, and had three additional QB pressures ... Started at LDE on Dec. 1 at San Diego and had three tackles, a nine-yard sack of Philip Rivers, a pass defended and one QB pressure ... Four tackles, including a seven-yard sack of Ben Roethlisberger, on Dec. 15 at Pittsburgh ... Five tackles in Wild Card playoff on 1-5-14 vs. San Diego.

**Previous seasons:** **2008**—Originally signed as college free agent with N.Y. Giants, and spent time on Giants practice squad before being signed to Kansas City roster ... Played in five games for Chiefs, inactive for three ... One

tackle in NFL debut on Nov. 9 at San Diego. **2009**—Played in every Chiefs game and finished second on team in sacks (4.5) ... Credited with 33 tackles and five QB pressures ... Posted first career sack Sept. 20 vs. Oakland, downing JaMarcus Russell ... Sacked Carson Palmer on Dec. 27 at Bengals. **2010**—Played in every game with two starts as Chiefs won AFC West with 10-6 record, and posted career-best seven sacks ... Also had 15 QB pressures, two forced fumbles, two fumble recoveries and two passes defended ... Had three sacks of Sam Bradford on Dec. 19 at St. Louis, with three additional QB pressures, and forced a Bradford fumble. **2011**—Played in all 16 games for Kansas City ... Logged 2.5 sacks, two forced fumbles and three passes defended ... On Sept. 25 at San Diego, had sack-and-strip against Philip Rivers (Chargers recovered fumble) ... On Nov. 21 at New England, had sack-and-strip against Tom Brady, with Chiefs recovering fumble at their 27. **2012**—Signed with Tampa Bay as unrestricted free agent ... Played in all four preseason games for Bucs, inactive for season opener, and released prior to Game 2 ... Signed as free agent with Bengals prior to Game 3 and played in all 14 games after joining the team ... Totaled 34 tackles, 6.5 sacks (third on team), a forced fumble and three fumble recoveries (tied for team lead) ... Logged nine QB pressures and two tackles-for-loss ... Two tackles Oct. 14 at Cleveland, including first sack as a Bengal, nine-yarder of Brandon Weeden ... Two tackles Oct. 21 vs. Pittsburgh, and recovered Ben Roethlisberger fumble in the second quarter that led to Bengals TD ... Had a sack-and-strip on Nov. 11 vs. N.Y. Giants against Eli Manning in fourth quarter, recovering the fumble himself at Giants 41 ... On Nov. 25 vs. Oakland, logged 10-yard sack of Carson Palmer and one additional QB pressure ... On Dec. 13 at Philadelphia, recovered a Nick Foles fumble in third quarter and returned 25 yards for a TD, extending Bengals lead to 24-13 ... Four tackles Dec. 30 vs. Baltimore, including 10-yard sack of Tyrod Taylor ... Two tackles in Wild Card playoff on 1-5-13 at Houston.

**College:** Played four seasons (2004-07) at Alabama, with a redshirt year in 2003 ... Totaled 50 games with 38 starts, logging 188 tackles, 22.5 sacks and 38 QB pressures ... His 60.5 tackles-for-loss was second-most in school history, behind only future NFL Hall of Famer Derrick Thomas (74).

**Personal:** Hometown is Bay Minette, Ala. ... Attended Baldwin County High School ... Earned degree from Alabama in telecommunications ... Has a son, Brady ... Enjoys restoring old cars and playing with remote control cars.

## WALLACE GILBERRY'S STATISTICS


			DEFENSE							INTERCEPTIONS					SCORING						
YEAR	TEAM	G-S	ST	AT	TT	SKS-YDS	PD	FF	FR-YDS	NO	YDS	AVG	LG	TD	TD	TD-IntRt	TD-FRRt	S	PTS		
2008	Kansas City	5-0	2	0	2	0-0	0	0	0-0	—	—	—	—	—	0	0	0	0	0		
2009	Kansas City	16-0	27	6	33	4.5-32.5	0	0	0-0	—	—	—	—	—	0	0	0	0	0		
2010	Kansas City	16-2	18	4	22	7-50	2	2	2-0	—	—	—	—	—	0	0	0	0	0		
2011	Kansas City	16-1	6	2	8	2.5-7.5	3	2	0-0	—	—	—	—	—	0	0	0	0	0		
2012	Tampa Bay	0-0	DID NOT PLAY*							DID NOT PLAY*					DID NOT PLAY*						
	Cincinnati	14-0	14	20	34	6.5-48	0	1	3-31	—	—	—	—	—	0	0	1	0	6		
2013	Cincinnati	16-2	20	16	36	7.5-56.5	3	1	0-0	—	—	—	—	—	0	0	0	0	0		
K.C. TOTALS		53-3	53	12	65	14-90	5	4	2-0	—	—	—	—	—	0	0	0	0	0		
T.B. TOTALS		0-0	0	0	0	0-0	0	0	0-0	—	—	—	—	—	0	0	0	0	0		
CIN. TOTALS		30-2	34	36	70	14-104.5	3	2	3-31	—	—	—	—	—	0	0	1	0	6		
CAREER		83-5	87	48	135	28-194.5	8	6	5-31	—	—	—	—	—	0	0	1	0	6		
		SPECIAL TEAMS								KICKOFF RETURNS						PUNT RETURNS					
YEAR	TEAM	ST	AT	TT	FF	FR-YDS	BP	BFG	BXP	NO	YDS	AVG	FC	LG	TD	NO	YDS	AVG	FC	LG	TD
2008	Kansas City	0	1	1	0	0-0	0	0	0	—	—	—	—	—	—	—	—	—	—	—	—
2009	Kansas City	1	0	1	0	0-0	0	0	0	—	—	—	—	—	—	—	—	—	—	—	—
CAREER		1	1	2	0	0-0	0	0	0	—	—	—	—	—	—	—	—	—	—	—	—



POSTSEASON																			
			DEFENSE							INTERCEPTIONS					SCORING				
YEAR	TEAM	G-S	ST	AT	TT	SKS-YDS	PD	FF	FR-YDS	NO	YDS	AVG	LG	TD	TD	TD-IntRt	TD-FRRt	S	PTS
2010	Kansas City	1-0	0	0	0	0-0	0	0	0-0	—	—	—	—	—	—	—	—	—	—
2012	Cincinnati	1-0	2	0	2	0-0	0	0	0-0	—	—	—	—	—	—	—	—	—	—
2013	Cincinnati	1-0	3	2	5	0-0	0	0	0-0	—	—	—	—	—	—	—	—	—	—
K.C. TOTALS		1-0	0	0	0	0-0	0	0	0-0	—	—	—	—	—	—	—	—	—	—
CIN. TOTALS		2-0	5	2	7	0-0	0	0	0-0	—	—	—	—	—	—	—	—	—	—
CAREER		3-0	5	2	7	0-0	0	0	0-0	—	—	—	—	—	—	—	—	—	—

\* NOTE: Gilberry was inactive for one regular-season game with Tampa Bay in 2012.

2013 REGULAR-SEASON GAME-BY-GAME															
		DEFENSE								INTERCEPTIONS					
DATE	OPPONENT	ST	AT	TT	SKS-YDS	INT-YDS	PD	FF	FR-YDS	NO	YDS	AVG	LG	TD	
9-8	at Chicago	0	0	0	0-0	0-0	0	0	0-0	—	—	—	—	—	
9-16	PITTSBURGH	1	2	3	0-0	0-0	0	0	0-0	—	—	—	—	—	
9-22	GREEN BAY	2	2	4	0.5-4	0-0	0	0	0-0	—	—	—	—	—	
9-29	at Cleveland	1	1	2	0-0	0-0	0	0	0-0	—	—	—	—	—	
10-6	NEW ENGLAND	2	3	5	1.5-10.5	0-0	0	1	0-0	—	—	—	—	—	
10-13	at Buffalo	5	0	5	1-7	0-0	1	0	0-0	—	—	—	—	—	
10-20	at Detroit	0	2	2	0-0	0-0	0	0	0-0	—	—	—	—	—	
10-27	N.Y. JETS	0	0	0	0-0	0-0	0	0	0-0	—	—	—	—	—	
10-31	at Miami	2	0	2	1-5	0-0	0	0	0-0	—	—	—	—	—	
11-10	at Baltimore	1	0	1	0-0	0-0	0	0	0-0	—	—	—	—	—	
11-17	CLEVELAND	3	1	4	1.5-14	0-0	0	0	0-0	—	—	—	—	—	
11-24	— BYE —														
12-1	at San Diego	1	2	3	1-9	0-0	1	0	0-0	—	—	—	—	—	
12-8	INDIANAPOLIS	0	0	0	0-0	0-0	0	0	0-0	—	—	—	—	—	
12-15	at Pittsburgh	2	2	4	1-7	0-0	0	0	0-0	—	—	—	—	—	
12-22	MINNESOTA	0	1	1	0-0	0-0	1	0	0-0	—	—	—	—	—	
12-29	BALTIMORE	0	0	0	0-0	0-0	0	0	0-0	—	—	—	—	—	
TOTALS		20	16	36	7.5-56.5	0-0	3	1	0-0	—	—	—	—	—	

**GREEN, A.J.****WR #18****Height: 6-4****Weight: 207****College: Georgia****Experience: 4th-year player in 2014****2013 games-starts: 16-16****Career games-starts: 47-47****Born: 7-31-88****Hometown: Summerville, S.C.****Acquired: D1'11**

*A fourth-year NFL player in 2014, Cincinnati's top '11 draft choice has produced three straight seasons among NFL's elite WRs, with three Pro Bowl selections ... Faced increased double-team coverage in 2013 but still ranked fifth in NFL in yards and sixth in receptions ... Tied career-high with team-leading 11 TDs ... Posted new Bengals records for 100-yard games in a season (six) and consecutive 100-yard games (five) ... Along with WR Marvin Jones, became first pair of Bengals teammates to record at least 10 receiving TDs each in season ... Finished with 1426 receiving yards, just shy Chad Johnson's 2007 franchise record of 1440 ... Second-team selection on Associated Press All-Pro team.*

**Career transactions:** Selected by Cincinnati in first round of 2011 NFL Draft (fourth overall) ... Signed with Bengals on 7-28-11 ... Bengals exercised the option to extend contract by one year through 2015 on 4-21-14.

**Pro Bowl participation:** Selected to and played in three games ... Started for Team Sanders in 2013 season contest and had a seven-yard reception ... Voted as a starter for 2012 season game and scored three TDs (one from Peyton Manning and two from Andrew Luck), becoming the seventh player in game history with three or more scores ... Led all receivers in '12 game in yards (119) and led AFC in catches (seven) ... In 2011 season, had two catches for 42 yards, including 34-yard TD from Ben Roethlisberger ... In '11 he was first rookie WR voted to Pro Bowl since 2003 season, when Arizona's Anquan Boldin earned honor, and was first Bengals rookie at any position to make the game in more than 30 years, since WR Cris Collinsworth in 1981.

**First and second all-time:** Green's 260 receptions are the most in NFL history for a player in his first three seasons, one more than Anquan Boldin (259). Green's 3833 career receiving yards are second-most for a player in his first three seasons. Tops on the list is Randy Moss, at 4163.

**Re-setting 100-yard marks:** Green topped 100-yard receiving mark in Games 6-10 of 2013, becoming first Bengal to log five straight ... Had six 100-yard receiving games overall, re-setting club record ... Previously, the record of five total 100-yard receiving games in a season had been set nine times in franchise history.

**A.J.'s benchmarks:** In 2012, Green became the first player in NFL history to hit the benchmark trifecta of 100 receptions, 1500 receiving yards and 10 TDs in his first 20 NFL games. In 2013, in his 38th career game, he passed the round numbers of 200 catches, 3000 yards and 20 TDs, joining Hall of Famer Tom Fears as the only players to hit all three marks in their first 38 games. Green's 38-game totals were 205 catches, 3026 yards and 23 TDs. Fears' 38-game totals were 224 catches, 3034 yards and 20 TDs.

**2013 general:** Started Games 1-16 and Wild Card playoff ... Ranked fifth in NFL in receiving yards (1426) and sixth in receptions (98) ... His team-leading 1426 receiving yards also led Bengals in scrimmage yards, and he led the team with 11 TDs.

**2013 game highlights:** On Sept. 8 at Chicago, caught nine-for-162 with two TDs (two and 45 yards), and yards were most by Bengals receiver in season opener ... Caught four-for-46 with 20-yard TD Sept. 22 vs. Green Bay ... Led team with 61 receiving yards and tied for team-lead in receptions (five) on Oct. 6 vs. New England ... Caught six-for-103 with a TD (18 yards) Oct. 13 at Buffalo, including 54-yard gain on a WR screen ... Caught six-for-155 on Oct. 20 at Detroit, including 82-yard TD (longest gain of his of career) on game's opening drive ... Caught three-for-115, including a pair of 53-yard receptions, on Oct. 27 vs. Jets ... Caught 11-for-128 on Oct. 31 at Miami, posting his career high in catches ... Caught eight-for-151 with a TD on Nov. 10 at Baltimore, his TD coming via a 51-yard Hail Mary as time expired in fourth quarter, sending game to overtime ... Held to career-low seven yards (on two catches) on Nov. 17 vs. Cleveland ... On Dec. 1 at San Diego, caught five-for-83, with a 21-yard TD in third quarter that put Bengals ahead to stay at 14-7 ... Caught six-for-72 Dec. 8 vs. Indianapolis, with nine-yard TD in fourth quarter ... Led team in receptions

(nine) and receiving yards (93) on Dec. 15 at Pittsburgh ... Caught seven-for-97 with two TDs on Dec. 22 vs. Minnesota, getting 29-yard score in first quarter and two-yarder in third quarter on a one-handed catch ... Caught four-for-61 with a 53-yard TD on Dec. 29 vs. Baltimore ... Caught three-for-34 in Wild Card playoff on 1-5-14 vs. San Diego.

**Previous seasons: 2011**—Led Bengals, and all NFL rookies, in receptions (65) and receiving yards (1057) ... Led Bengals in TDs (seven), and second among rookies in receiving TDs ... Set Bengals rookie record for most receiving yards, passing Cris Collinsworth's record of 1009, and fell two short of Collinsworth's rookie receptions record of 67 ... Had 11 receptions of 35 or more yards, tied with Calvin Johnson of Detroit and Victor Cruz of the N.Y. Giants for most in the NFL, and his total was the most by an NFL rookie since 1998, when Minnesota's Randy Moss had 14 ... His four 100-yard receiving games set Bengals rookie season record ... In his pro debut on Sept. 11 at Cleveland, Green put Bengals ahead to stay in fourth quarter with 41-yard TD catch from Bruce Gradkowski, a play certified as longest game-winning TD catch in NFL history by a rookie playing in his team's season opener ... On Sept. 18 at Denver, hooked up with rookie QB Andy Dalton for 10 receptions, the only time in league annals a rookie passing duo has hit double figures in completions ... Had one reception Nov. 13 vs. Pittsburgh — a leaping 36-yard TD over two defenders in second quarter, but suffered knee strain upon landing and missed the next game ... Three-for-110 receiving on Nov. 27 vs. Cleveland, including a 51-yarder to the Cleveland two on a third-and-eight late in the fourth quarter, setting up Mike Nugent's game-winning FG ... Caught five-for-47 in Wild Card playoff on 1-7-12 at Houston. **2012**—Started all 16 games and led team in receptions (97), receiving yards (1350) and TDs (11) ... Had at least one TD catch in nine straight games (Games 2-10), a Bengals record, and in the receiving TDs category, he became only the second player in 48 seasons to score in nine straight games, joining Jerry Rice (NFL-record 10 straight from 1987 ... Was top AFC vote-getter at WR on prestigious Associated Press All-Pro team, earning a second-team berth as his vote total trailed only two NFC players — Detroit's Calvin Johnson and Chicago's Brandon Marshall ... Named AFC Offensive Player of the Month for September, when in four games he led conference in receptions (27), was second in receiving yards (428) and was tied for most receiving TDs (three) ... Caught nine passes for a career-high 183 yards on Sept. 23 at Washington, including career-long 73-yarder for TD on game's first scrimmage play, pass thrown out of Wildcat formation by WR Mohamed Sanu ... Caught six-for-117 Sept. 30 at Jacksonville, with 18-yard TD ... Logged his first multiple-TD game on Oct. 14 at Cleveland, scoring twice while catching seven-for-135 ... Six receptions for 57 yards on Dec. 13 at Philadelphia, including a leaping 11-yard grab on third-and-nine in the third quarter to keep alive a Bengals TD drive, and a five-yard TD in the fourth quarter ... Had season-high 10 catches for 116 yards on Dec. 23 at Pittsburgh, including 21-yarder to Steelers' 25 with :08 remaining, setting up game-winning FG ... Led team in receptions (five) and receiving yards (80) in Wild Card playoff on 1-5-13 at Houston.

**College:** Played three seasons (2008-10) at Georgia, and was a consensus choice after his junior season as nation's top WR prospect ... In just 32 career games, he posted the third-most receptions (166) and third-most receiving yards (2619) in Bulldogs history ... His 23 TD catches ranked second in program annals ... Named to Georgia's Team of the Decade ... Playing in only nine games as a junior, he led team with 57 catches, 848 receiving yards and career-best nine TDs ... Played 10 games as a sophomore and led team in catches (53), receiving yards (808) and receiving TDs (six) ... In 2008, his career-best 963 receiving yards helped earn him SEC Freshman of the Year honors, and on special teams, he blocked a FG attempt vs. Arizona State.

**Personal:** Hometown is Summerville, S.C. ... Attended Summerville High School, where he was a four-time all-state selection by Associated Press ... Was the only prep junior named to USA Today's 2006 All-USA team ... Also lettered in baseball and track ... Housing major at Georgia, and earned spot on Athletic Director's academic honor roll ... His initials stand for "Adriel Jeremiah" ... Enjoys playing pool.

## A.J. GREEN'S STATISTICS

YEAR	TEAM	G-S	RECEIVING					RUSHING					SCORING					
			NO	YDS	AVG	LG	TD	ATT	YDS	AVG	LG	TD	TD	TD-R	TD-P	TD-Rt	2-PtC	PTS
2011	Cincinnati	15-15	65	1057	16.3	58	7	5	53	10.6	22	0	7	0	7	0	0	42
2012	Cincinnati	16-16	97	1350	13.9	73t	11	4	38	9.5	20	0	11	0	11	0	0	66
2013	Cincinnati	16-16	98	1426	14.6	82t	11	0	0	—	—	0	11	0	11	0	0	66
CAREER		47-47	260	3833	14.7	82t	29	9	91	10.1	22	0	29	0	29	0	0	174

RECEIVING SINGLE-GAME HIGHS: RECEPTIONS—11 (10-31-13 at Miami). YARDS—183 (9-23-12 at Washington). LONG—82t (10-20-13 at Detroit). TOUCHDOWNS—2 (three times; most recently on 12-22-13 vs. Minnesota).

RUSHING SINGLE-GAME HIGHS: ATTEMPTS—2 (two times; most recently 11-25-12 vs. Oakland). YARDS—25 (12-24-11 vs. Arizona). LONG—22 (12-24-11 vs. Arizona). TOUCHDOWNS—(none).

## POSTSEASON

YEAR	TEAM	G-S	RECEIVING					RUSHING					SCORING					
			NO	YDS	AVG	LG	TD	ATT	YDS	AVG	LG	TD	TD	TD-R	TD-P	TD-Rt	2-PtC	PTS
2011	Cincinnati	1-1	5	47	9.4	21	0	—	—	—	—	—	—	—	—	—	—	—
2012	Cincinnati	1-1	5	80	16.0	45	0	—	—	—	—	—	—	—	—	—	—	—
2013	Cincinnati	1-1	3	34	11.3	14	0	—	—	—	—	—	—	—	—	—	—	—
CAREER		3-3	13	161	12.4	45	0	—	—	—	—	—	—	—	—	—	—	—

## CAREER GAME-BY-GAME

		RECEIVING					RUSHING				
DATE	OPPONENT	NO	YDS	AVG	LG	TD	ATT	YDS	AVG	LG	TD
2011 / CINCINNATI											
9-11	at Cleveland	1	41	41.0	41t	1	0	0	—	—	0
9-18	at Denver	10	124	12.4	26	1	0	0	—	—	0
9-25	SAN FRANCISCO	4	29	7.3	18	0	0	0	—	—	0
10-2	BUFFALO	4	118	29.5	58	0	1	6	6.0	6	0
10-9	at Jacksonville	5	90	18.0	37t	1	0	0	—	—	0
10-16	INDIANAPOLIS	5	51	10.2	22	1	0	0	—	—	0
10-23	— BYE —										
10-30	at Seattle	4	63	15.8	43t	1	0	0	—	—	0
11-6	at Tennessee	7	83	11.9	23	0	0	0	—	—	0
11-13	PITTSBURGH	1	36	36.0	36t	1	1	7	7.0	7	0
11-20	at Baltimore			INACTIVE				INACTIVE			
11-27	CLEVELAND	3	110	36.7	51	0	0	0	—	—	0
12-4	at Pittsburgh	6	87	14.5	43	1	1	15	15.0	15	0
12-11	HOUSTON	5	59	11.8	36	0	0	0	—	—	0
12-18	at St. Louis	6	115	19.2	55	0	0	0	—	—	0
12-24	ARIZONA	2	25	12.5	17	0	2	25	12.5	22	0
1-1	BALTIMORE	2	26	13.0	18	0	0	0	—	—	0
Postseason											
1-7	at Houston	5	47	9.4	21	0	0	0	—	—	0
2012 / CINCINNATI											
9-10	at Baltimore	5	70	14.0	19	0	0	0	—	—	0
9-16	CLEVELAND	7	58	8.3	12	1	0	0	—	—	0
9-23	at Washington	9	183	20.3	73t	1	1	11	11.0	11	0
9-30	at Jacksonville	6	117	19.5	42	1	0	0	—	—	0
10-7	MIAMI	9	65	7.2	18	1	0	0	—	—	0
10-14	at Cleveland	7	135	19.3	57t	2	0	0	—	—	0
10-21	PITTSBURGH	1	8	8.0	8t	1	0	0	—	—	0
10-28	— BYE —										
11-4	DENVER	7	99	14.1	37	1	1	6	6.0	6	0
11-11	N.Y. GIANTS	7	85	12.1	56t	1	0	0	—	—	0
11-18	at Kansas City	6	91	15.2	40	1	0	0	—	—	0
11-25	OAKLAND	3	111	37.0	48	0	2	21	10.5	20	0
12-2	at San Diego	9	85	9.4	16	0	0	0	—	—	0
12-9	DALLAS	3	44	14.7	17	0	0	0	—	—	0
12-13	at Philadelphia	6	57	9.5	13	1	0	0	—	—	0
12-23	at Pittsburgh	10	116	11.6	21	0	0	0	—	—	0
12-30	BALTIMORE	2	26	13.0	17	0	0	0	—	—	0
Postseason											
1-5	at Houston	5	80	16.0	45	0	0	0	—	—	0

		RECEIVING					RUSHING				
DATE	OPPONENT	NO	YDS	AVG	LG	TD	ATT	YDS	AVG	LG	TD
2013 / CINCINNATI											
9-8	at Chicago	9	162	18.0	45t	2	—	—	—	—	—
9-16	PITTSBURGH	6	41	6.8	10	0	—	—	—	—	—
9-22	GREEN BAY	4	46	11.5	20t	1	—	—	—	—	—
9-29	at Cleveland	7	51	7.3	16	0	—	—	—	—	—
10-6	NEW ENGLAND	5	61	12.2	18	0	—	—	—	—	—
10-13	at Buffalo	6	103	17.2	54	1	—	—	—	—	—
10-20	at Detroit	6	155	25.8	82t	1	—	—	—	—	—
10-27	N.Y. JETS	3	115	38.3	53	0	—	—	—	—	—
10-31	at Miami	11	128	11.6	21	0	—	—	—	—	—
11-10	at Baltimore	8	151	18.9	51t	1	—	—	—	—	—
11-17	CLEVELAND	2	7	3.5	4	0	—	—	—	—	—
11-24	— BYE —										
12-1	at San Diego	5	83	16.6	28	1	—	—	—	—	—
12-8	INDIANAPOLIS	6	72	12.0	22	1	—	—	—	—	—
12-15	at Pittsburgh	9	93	10.3	19	0	—	—	—	—	—
12-22	MINNESOTA	7	97	13.9	29t	2	—	—	—	—	—
12-29	BALTIMORE	4	61	15.3	53t	1	—	—	—	—	—
Postseason											
1-5	SAN DIEGO	3	34	11.3	14	0	—	—	—	—	—





# GREEN-ELLIS, BENJARVUS

HB #42

**Height:** 5-11  
**Weight:** 222  
**College:** Mississippi  
**Experience:** 7th-year player in 2014

**2013 games-starts:** 16-16  
**Career games-starts:** 84-51  
**Born:** 7-2-85  
**Hometown:** New Orleans, La.  
**Acquired:** UFA(N.E.)'12

*Green-Ellis enters third Bengals season in 2014, having led team in rushing yards each of the last two campaigns ... Played for New England prior to joining Bengals, including one Super Bowl appearance, and has 42 career TDs (all rushing) ... Rushed for 100-plus yards four times in a five-game stretch in 2012 (Games 10-12, 14), only second Bengals instance of four 100-yarders in span of five team games ... Led NFL in 2012 in third-and-one conversions (14), failing to convert third-and-one only once ... Has risen to NFL success after entering the league as a college free agent.*

**Career transactions:** Signed with New England as college free agent on 5-2-08 ... Waived by Patriots on 8-30-08 ... Signed to Patriots practice squad on 8-31-08 ... Signed to Patriots roster on 1-11-08 ... Re-signed with Patriots as restricted free agent on 8-3-11 ... Signed with Cincinnati as unrestricted free agent on 3-22-12.

**2013 highlights:** Started Games 1-16 and Wild Card playoff ... Rushed 220-for-756 (3.4) with seven TDs, and caught four-for-22 ... On Sept. 8 at Chicago, held to 14-for-25 rushing (1.8), but scored five-yard TD ... Led team with 80 scrimmage yards Sept. 16 vs. Pittsburgh, rushing 22-for-75 with five-yard reception ... Rushed 10-for-29 with two-yard TD Sept. 22 vs. Green Bay ... Rushed 19-for-67 Oct. 6 vs. New England, with one-yard TD run on fourth-and-goal in fourth quarter for game's only TD ... Rushed for 86 yards on 18 carries (4.8) on Oct. 13 at Buffalo ... Led team in rushing yards Oct. 31 at Miami (21-for-72) and Nov. 17 vs. Cleveland (16-for-62) ... Rushed for personal single-game season-high 92 yards Dec. 1 at San Diego, carrying 20 times for 4.6 average and scoring four-yard TD ... Rushed 17-for-48 with two TDs Dec. 8 vs. Indianapolis, his first multi-TD game as Bengal ... Rushed 11-for-66 (6.0, highest average of season) on Dec. 29 vs. Baltimore ... Rushed eight-for-42 (5.3) in Wild Card playoff on 1-5-14 vs. San Diego.

**Previous seasons:** **2008**—Rookie played in nine Patriots games with three starts after being signed to roster from practice squad ... Rushed 74-for-275, contributing to Patriots' best team total (2278) since 1985, and his five rushing TDs were second on team ... Made NFL debut Oct. 12 at San Diego ... Scored first TD on one-yard run Oct. 20 vs. Denver. **2009**—Played in 12 New England games (inactive for four), and was inactive for postseason game vs. Baltimore ... Rushing total of 26-for-114 included seven-for-67 day in win Oct. 18 vs. Tennessee ... Added five special teams tackles. **2010**—Played in every Patriots regular-season game, with 11 starts, and saw action in the team's one postseason game ... Led team in regular season with 1008 rushing yards on 229 attempts (4.4), first Patriot to rush for 1000 since 2004 (Corey Dillon) ... With 13 TDs (all rushing), fell one short of Curtis Martin's club record for rushing scores ... Had a pair of 100-yard rushing games, 17-for-112 on Oct. 31 vs. Minnesota and 19-for-104 on Dec. 26 at Buffalo. **2011**—Led AFC champion Patriots in rushing yards (667), TDs (11) and postseason rushing yards (140) ... Played in all 19 games (including postseason) ... Had six starts in regular season and two

starts in postseason ... Recorded three two-TD games, in wins Oct. 9 vs. Jets, Nov. 27 vs. Philadelphia and on 1-1-12 vs. Buffalo ... Rushed for career-high 136 yards on 27 carries (5.0 average) in Oct. 9 win vs. Jets, with a 13-yard reception ... Had career-long 53-yard reception in season finale vs. Buffalo ... Led all rushers with 68 yards on 15 carries in AFC title win 1-22-12 vs. Baltimore, with one rushing TD ... In Super Bowl vs. N.Y. Giants, led Patriots in carries and yards (10-44), and had two catches for 15 yards. **2012**—Signed with Bengals as unrestricted free agent and started Games 1-15 and Wild Card playoff ... Rushed 278 times in regular season for career-high 1094 yards (3.9) ... Scored six TDs, and had 22 receptions for 104 yards ... Active DNP on Dec. 30 vs. Baltimore, due to hamstring injury suffered in warmups ... Converted 20-of-25 rushes on third or fourth down with two or fewer yards to go ... In Bengals debut Sept. 10 at Baltimore, rushed 18-for-91 (5.1), with six-yard TD on fourth-and-one play ... Rushed 21-for-75 (3.6) on Sept. 16 vs. Cleveland, and had three receptions for 30 yards ... Rushed 17-for-56 (3.3) on Nov. 4 vs. Denver, including a two-yard TD run that gave Bengals the lead in fourth quarter ... Rushed for 101 yards on 25 carries (4.0) on Nov. 18 at Kansas City, including a one-yard rushing TD ... Rushed 19-for-129 on Nov. 25 vs. Oakland, with one TD and a career-long 48-yard rush ... Rushed 25-for-118 on Dec. 2 at San Diego, including a 41-yarder ... Rushed 12-for-89 (7.4) on Dec. 9 vs. Dallas, and had three receptions for 13 yards, logging fourth straight game of 100-plus yards from scrimmage ... Rushed 25-for-106 on Dec. 13 at Philadelphia, with one TD ... Rushed 11-for-63 (5.7) in Wild Card playoff on 1-5-13 at Houston.

**Nose for the end zone:** Over the last four seasons, Green-Ellis' total of 37 rushing TDs ranks fourth in the NFL, behind only Adrian Peterson (46), Arian Foster (42) and Marshawn Lynch (41).

**Historic streak came to rest at 589:** Green-Ellis coughed up a fumble on Sept. 23, 2012 at Washington, but it was the first fumble of his NFL career. Before the fumble, he had reached 589 career touches without one. The Elias Sports Bureau confirmed the 589 as the longest start-of-career streak in the NFL since 1945, when individual player fumbles were first recorded on a regular basis. Green-Ellis also has 73 career touches without a fumble in postseason play, covering four games for New England and two for Cincinnati.

**College:** Played two seasons (2006-07) for Mississippi after transferring from Indiana, where he played in 2003-04 ... As an Ole Miss senior, became only the second Rebel to reach 1000 rushing yards twice in a career ... Set an Ole Miss record as a junior with 234 rushing attempts ... Posted totals of 938 and 794 rushing yards in his two seasons at Indiana, with 12 TDs.

**Personal:** Hometown is New Orleans, La. ... Attended St. Augustine High School, where he lettered in football and track ... Business management major at Mississippi ... Nicknamed "The Law Firm" by his teammates at New England, due to his multi-part name ... Favorite hobbies are reading and music.

## BENJARVUS GREEN-ELLIS' STATISTICS

YEAR	TEAM	G-S	RUSHING					RECEIVING					SCORING					
			ATT	YDS	AVG	LG	TD	NO	YDS	AVG	LG	TD	TD	TD-R	TD-P	TD-Rt	2-PtC	PTS
2008	New England	9-3	74	275	3.7	15	5	3	37	12.3	20	0	5	5	0	0	0	30
2009	New England	12-0	26	114	4.4	29	0	2	11	5.5	6	0	0	0	0	0	0	0
2010	New England	16-11	229	1008	4.4	33t	13	12	85	7.1	16	0	13	13	0	0	0	78
2011	New England	16-6	181	667	3.7	18	11	9	159	17.7	53	0	11	11	0	0	0	66
2012	Cincinnati	15-15	278	1094	3.9	48	6	22	104	4.7	13	0	6	6	0	0	0	36
2013	Cincinnati	16-16	220	756	3.4	25	7	4	22	5.5	10	0	7	7	0	0	0	42
N.E. TOTALS		53-20	510	2064	4.0	33t	29	26	292	11.2	53	0	29	29	0	0	0	174
CIN. TOTALS		31-31	498	1850	3.7	48	13	26	126	4.8	13	0	13	13	0	0	0	78
CAREER		84-51	1008	3914	3.9	48	42	52	418	8.0	53	0	42	42	0	0	0	252

YEAR	TEAM	SPECIAL TEAMS								KICKOFF RETURNS						PUNT RETURNS					
		ST	AT	TT	FF	FR-YDS	BP	BFG	BXP	NO	YDS	AVG	FC	LG	TD	NO	YDS	AVG	FC	LG	TD
2009	New England	2	3	5	0	0-0	0	0	0	0	0	—	0	—	0	—	—	—	—	—	—
2010	New England	2	1	3	0	0-0	0	0	0	1	0	0.0	0	0	0	—	—	—	—	—	—
2011	New England	2	0	2	0	0-0	0	0	0	0	0	—	0	—	0	—	—	—	—	—	—
CAREER		6	4	10	0	0-0	0	0	0	1	0	0.0	0	0	0	—	—	—	—	—	—

**RUSHING SINGLE-GAME HIGHS:** ATTEMPTS—27 (for New England; 10-9-11 vs. N.Y. Jets). YARDS—136 (for New England; 10-9-11 vs. N.Y. Jets). LONG—48 (for Cincinnati; 11-25-12 vs. Oakland). TOUCHDOWNS—2 (seven times; most recently for Cincinnati on 12-8-13 vs. Indianapolis).

**RECEIVING SINGLE-GAME HIGHS:** RECEPTIONS—4 (two times; most recently for Cincinnati on 12-2-12 at San Diego). YARDS—53 (for New England; 1-1-12 vs. Buffalo). LONG—53 (for New England; 1-1-12 vs. Buffalo). TOUCHDOWNS—(none).

POSTSEASON																		
			RUSHING					RECEIVING					SCORING					
YEAR	TEAM	G-S	ATT	YDS	AVG	LG	TD	NO	YDS	AVG	LG	TD	TD	TD-R	TD-P	TD-Rt	2-PtC	PTS
2009	New England	0-0	DID NOT PLAY*					DID NOT PLAY*					DID NOT PLAY*					
2010	New England	1-0	9	43	4.8	10	0	2	11	5.5	7	0	0	0	0	0	0	0
2011	New England	3-2	38	140	3.7	17	1	3	23	7.7	8	0	1	1	0	0	0	6
2012	Cincinnati	1-1	11	63	5.7	29	0	2	-9	-4.5	-3	0	0	0	0	0	0	0
2013	Cincinnati	1-1	8	42	5.3	12	0	0	0	—	—	0	0	0	0	0	0	0
N.E. TOTALS		4-2	47	183	3.9	17	1	5	34	6.8	8	0	1	1	0	0	0	6
CIN. TOTALS		2-2	19	105	5.5	29	0	2	-9	-4.5	-3	0	0	0	0	0	0	0
CAREER		6-4	66	288	4.4	29	1	7	25	3.6	8	0	1	1	0	0	0	6

\* NOTE: Green-Ellis was inactive for one postseason game with New England in 2009.

CAREER GAME-BY-GAME											
		RUSHING					RECEIVING				
DATE	OPPONENT	ATT	YDS	AVG	LG	TD	NO	YDS	AVG	LG	TD
2008 / NEW ENGLAND											
9-7	KANSAS CITY			PRACTICE SQUAD					PRACTICE SQUAD		
9-14	at N.Y. Jets			PRACTICE SQUAD					PRACTICE SQUAD		
9-21	MIAMI			PRACTICE SQUAD					PRACTICE SQUAD		
9-28	— BYE —										
10-5	at San Francisco			PRACTICE SQUAD					PRACTICE SQUAD		
10-12	at San Diego	0	0	0.0	0	0	1	9	9.0	9	0
10-20	DENVER	13	65	5.0	15	1	0	0	—	—	0
10-26	ST. LOUIS	9	16	1.8	4	1	0	0	—	—	0
11-2	at Indianapolis	15	57	3.8	10	1	1	8	8.0	8	0
11-9	BUFFALO	26	105	4.0	13	1	0	0	—	—	0
11-13	N.Y. JETS	2	9	4.5	7	0	0	0	—	—	0
11-23	at Miami	7	20	2.9	6	1	0	0	—	—	0
11-30	PITTSBURGH	2	3	1.5	2	0	1	20	20.0	20	0
12-7	at Seattle	0	0	0.0	0	0	0	0	—	—	0
12-14	at Oakland			INACTIVE					INACTIVE		
12-21	ARIZONA			INACTIVE					INACTIVE		
12-28	at Buffalo			INACTIVE					INACTIVE		
2009 / NEW ENGLAND											
9-14	BUFFALO			INACTIVE					INACTIVE		
9-20	at N.Y. Jets	0	0	—	—	0	0	0	—	—	0
9-27	ATLANTA			INACTIVE					INACTIVE		
10-4	BALTIMORE			INACTIVE					INACTIVE		
10-11	at Denver	0	0	—	—	0	0	0	—	—	0
10-18	TENNESSEE	7	67	9.6	29	0	2	11	5.5	6	0
10-25	at Tampa Bay	7	6	0.9	5	0	0	0	—	—	0
11-1	— BYE —										
11-8	MIAMI	1	7	7.0	7	0	0	0	—	—	0
11-15	at Indianapolis	0	0	—	—	0	0	0	—	—	0
11-22	N.Y. JETS	5	10	2.0	4	0	0	0	—	—	0
11-30	at New Orleans	2	2	1.0	1	0	0	0	—	—	0
12-6	at Miami	0	0	—	—	0	0	0	—	—	0
12-13	CAROLINA	0	0	—	—	0	0	0	—	—	0
12-20	at Buffalo	0	0	—	—	0	0	0	—	—	0
12-27	JACKSONVILLE			INACTIVE					INACTIVE		
1-3	at Houston	4	22	5.5	12	0	0	0	—	—	0
Postseason											
1-10	BALTIMORE			INACTIVE					INACTIVE		
2010 / NEW ENGLAND											
9-12	CINCINNATI	5	22	4.4	7	0	0	0	—	—	0
9-19	at N.Y. Jets	10	19	1.9	7	0	0	0	—	—	0
9-26	BUFFALO	16	98	6.1	22	1	1	6	6.0	6	0
10-4	at Miami	16	76	4.8	12	1	0	0	—	—	0
10-10	— BYE —										
10-17	BALTIMORE	10	20	2.0	4	1	0	0	—	—	0
10-24	at San Diego	11	24	2.2	9	1	0	0	—	—	0
10-31	MINNESOTA	17	112	6.6	26	2	1	11	11.0	11	0
11-7	at Cleveland	9	14	1.6	5	0	0	0	—	—	0
11-14	at Pittsburgh	18	87	4.8	17	0	4	36	9.0	16	0
11-21	INDIANAPOLIS	21	96	4.6	16	1	1	4	4.0	4	0
11-25	at Detroit	12	59	4.9	15	2	0	0	—	—	0
12-6	N.Y. JETS	18	72	4.0	13	2	1	7	7.0	7	0
12-12	at Chicago	21	87	4.1	17	0	0	0	—	—	0
12-19	GREEN BAY	6	38	6.3	33	1	2	12	6.0	9	0
12-26	at Buffalo	19	104	5.5	15	0	1	3	3.0	3	0
1-2	MIAMI	20	80	11.0	4.0	1	1	6	6.0	6	0
Postseason											
1-16	N.Y. JETS	9	43	4.8	10	0	2	11	5.5	7	0

		RUSHING					RECEIVING				
DATE	OPPONENT	ATT	YDS	AVG	LG	TD	NO	YDS	AVG	LG	TD
2011 / NEW ENGLAND											
9-12	at Miami	7	34	4.9	13	1	0	0	—	—	0
9-18	SAN DIEGO	17	70	4.1	16	1	1	5	5.0	5	0
9-25	at Buffalo	10	18	1.8	5	0	0	0	—	—	0
10-2	at Oakland	16	75	4.7	15	1	1	9	9.0	9	0
10-9	N.Y. JETS	27	136	5.0	15	2	1	13	13.0	13	0
10-16	DALLAS	14	58	4.1	9	0	1	11	11.0	11	0
10-23	— BYE —										
10-30	at Pittsburgh	5	9	1.8	3	0	0	0	—	—	0
11-6	N.Y. GIANTS	12	52	4.3	18	0	1	11	11.0	11	0
11-13	at N.Y. Jets	8	8	1.0	6	0	0	0	—	—	0
11-21	KANSAS CITY	20	81	4.1	12	0	1	25	25.0	25	0
11-27	at Philadelphia	14	44	3.1	8	2	0	0	—	—	0
12-4	INDIANAPOLIS	6	14	2.3	5	1	0	0	—	—	0
12-11	at Washington	5	19	3.8	13	0	0	0	—	—	0
12-18	at Denver	10	17	1.7	7	1	2	32	16.0	21	0
12-24	MIAMI	3	10	3.3	5	0	0	0	—	—	0
1-1	BUFFALO	7	22	3.1	11	2	1	53	53.0	53	0
Postseason											
1-14	DENVER	13	28	2.2	9	0	1	8	8.0	8	0
1-22	BALTIMORE	15	68	4.5	13	1	0	0	0.0	0	0
2-5	VS. N.Y. GIANTS	10	44	4.4	17	0	2	15	7.5	8	0
2012 / CINCINNATI											
9-10	at Baltimore	18	91	5.1	14	1	1	4	4.0	4	0
9-16	CLEVELAND	21	75	3.6	19	0	3	30	10.0	12	0
9-23	at Washington	17	38	2.2	9	1	0	0	—	—	0
9-30	at Jacksonville	26	82	3.2	13	0	2	12	6.0	13	0
10-7	MIAMI	9	14	1.6	5	0	1	2	2.0	2	0
10-14	at Cleveland	16	62	3.9	20	0	1	8	8.0	8	0
10-21	PITTSBURGH	18	69	3.8	14	0	0	0	—	—	0
10-28	— BYE —										
11-4	DENVER	17	56	3.3	6	1	2	-3	-1.5	-1	0
11-11	N.Y. GIANTS	15	50	3.3	7	0	2	8	4.0	6	0
11-18	at Kansas City	25	101	4.0	21	1	1	7	7.0	7	0
11-25	OAKLAND	19	129	6.8	48	1	1	9	9.0	9	0
12-2	at San Diego	25	118	4.7	41	0	4	14	3.5	9	0
12-9	DALLAS	12	89	7.4	38	0	3	13	4.3	5	0
12-13	at Philadelphia	25	106	4.2	29	1	0	0	—	—	0
12-23	at Pittsburgh	15	14	0.9	4	0	1	0	0.0	0	0
12-30	BALTIMORE			DID NOT PLAY				DID NOT PLAY			
Postseason											
1-5	at Houston	11	63	5.7	29	0	2	-9	-4.5	-3	0
2013 / CINCINNATI											
9-8	at Chicago	14	25	1.8	10	1	1	4	4.0	4	0
9-16	PITTSBURGH	22	75	3.4	14	0	1	5	5.0	5	0
9-22	GREEN BAY	10	29	2.9	10	1	0	0	—	—	0
9-29	at Cleveland	6	13	2.2	4	0	0	0	—	—	0
10-6	NEW ENGLAND	19	67	3.5	13	1	0	0	—	—	0
10-13	at Buffalo	18	86	4.8	25	0	0	0	—	—	0
10-20	at Detroit	10	24	2.4	11	0	0	0	—	—	0
10-27	N.Y. JETS	11	33	3.0	6	0	0	0	—	—	0
10-31	at Miami	21	72	3.4	14	0	0	0	—	—	0
11-10	at Baltimore	9	36	4.0	7	0	0	0	—	—	0
11-17	CLEVELAND	16	62	3.9	18	0	0	0	—	—	0
11-24	— BYE —										
12-1	at San Diego	20	92	4.6	13	1	1	3	3.0	3	0
12-8	INDIANAPOLIS	17	48	2.8	6	2	0	0	—	—	0
12-15	at Pittsburgh	4	4	1.0	2	0	0	0	—	—	0
12-22	MINNESOTA	12	24	2.0	8	1	1	10	10.0	10	0
12-29	BALTIMORE	11	66	6.0	12	0	0	0	—	—	0
Postseason											
1-5	SAN DIEGO	8	42	5.3	12	0	0	0	—	—	0



## GRESHAM, JERMAINE

TE #84

**Height:** 6-5  
**Weight:** 260  
**College:** Oklahoma  
**Experience:** 5th-year player in 2014

**2013 games-starts:** 14-14  
**Career games-starts:** 59-52  
**Born:** 6-16-88  
**Hometown:** Ardmore, Okla.  
**Acquired:** D1'10

*Gresham, in his fifth Bengals and NFL season for 2014, has been a starter since the onset of his career and has been selected to two Pro Bowls ... Blends superior size with great athletic ability and excellent hands ... Finished 2013 season with 46 catches, four shy in a bid to join Hall of Famer Mike Ditka as only TEs with 50 or more catches in each of first four NFL seasons ... First Bengals TE to log three consecutive seasons of 50 or more catches, spanning 2010-12 ... Has 19 career TDs, plus one in postseason.*

**Career transactions:** Selected by Cincinnati in first round of 2010 NFL Draft (21st overall) ... Signed with Bengals on 8-3-10.

**Pro Bowl participation:** Selected to and played in two games ... Caught one-for-five in 2012 season game and one-for-14 in '11 season contest.

**2013 highlights:** Started 14 games, missing Games 10 (groin injury) and 16 (hamstring) ... Ranked fifth on team in receptions (46), fourth in receiving yards (458) and third in receiving TDs (four) ... Season-bests in receptions (six) and yards (66) on Sept. 16 vs. Pittsburgh ... Led team in receiving yards (53) on Sept. 29 at Cleveland, with three receptions ... Caught four-for-64 Oct. 20 at Detroit, including personal season-long 30-yarder ... Caught two-for-14, including a four-yard TD, his first of the season, on Oct. 27 vs. Jets ... Showed great focus and footwork on Nov. 17 vs. Cleveland, grabbing pass in corner of field at Browns one-yard line before side-stepping defenders to complete 25-yard TD that launched Bengals comeback win ... On Dec. 1 at San Diego, his blocking contribution to 164 rushing yards earned post-game praise from coaches ... Caught five-for-41 on Dec. 8 vs. Indianapolis, with a one-yard TD in third quarter that halted 14-0 Colts run ... Caught three-for-49 with a 16-yard TD on Dec. 22 vs. Minnesota ... In Wild Card playoff on 1-5-14 vs. San Diego, his four-yard TD catch tied score at 7-7 in second quarter, and he finished game at seven-for-64.

**Previous seasons: 2010**—Played in 15 games as a rookie, missing season finale due to a knee strain ... His 52 receptions broke Tony McGee's 1995 mark of 44 for most catches by a Bengals rookie TE ... Tied teammate Jordan Shipley for most receptions by any Bengals rookie since 1985 (WR Eddie Brown, 53) ... His TD catch total of four was the most ever by a Bengals rookie playing strictly TE ... Caught six-for-25 in NFL debut Sept. 12 at New England, including one-yard TD pass from Carson Palmer ... Had personal season-bests of nine catches and 85 yards, with 19-yard TD, on Nov. 14 at Indianapolis ... Had prodigious fourth quarter in Colts game, with all nine of his catches in the period, but he fumbled (lost) after the final catch, ending Bengals' comeback hopes ... Caught three-for-43, plus two-point conversion reception, Dec. 5 vs. New Orleans ... Caught four-for-56 on Dec. 26 vs. San Diego, including three-yard TD on third-and-goal in first quarter, making the catch despite pass interference by

Chargers. **2011**—Despite missing Games 7 and 8 to a hamstring injury, ranked second on team in receptions (56) and third in receiving yards (596) ... Tied for second on team in TDs (six), one behind A.J. Green ... Contributed to pass protection effort that ranked tied for fourth in NFL in fewest sacks allowed (25) ... On Sept. 11 at Cleveland, led team in catches (six) and receiving yards (58), and displayed great hands on a two-yard TD bullet from Andy Dalton in first quarter ... On Oct. 2 vs. Buffalo, had a 17-yard TD in third quarter, and added key 25-yard catch on Bengals' game-tying fourth-quarter TD drive ... On Oct. 9 at Jacksonville, had a three-yard TD catch in the second quarter, and on the game-deciding fourth-quarter TD drive, caught a nine-yard pass to the Jaguars' 10 on fourth-and-six ... On Dec. 24 vs. Arizona, led team in receiving yards (56), tied for team lead in receptions (five) and had an 11-yard TD catch in first quarter to make score 10-0 ... Caught five-for-46 in Wild Card playoff on 1-7-12 at Houston. **2012**—Logged career-highs in receptions (64) and receiving yards (737), with five TDs ... Second on team behind A.J. Green in receptions and receiving yards ... Four receptions for 37 yards on Sept. 16 vs. Cleveland, including acrobatic 22-yarder to convert a third-and-seven late in fourth quarter, moving Cincinnati into position for a FG that put Bengals ahead 34-24 ... His five-for-64 day on Sept. 23 at Washington included six-yard TD in fourth quarter that put Bengals ahead to stay at 31-24 ... Caught three-for-68 on Oct. 14 at Cleveland, including career-long 55-yarder for TD in first quarter ... Six receptions for career high 108 receiving yards on Nov. 4 vs. Denver, including 52-yarder to Denver 11 in third quarter that set up a Bengals TD ... Four receptions for 43 yards on Dec. 9 vs. Dallas, including a spectacular one-handed grab over the middle in the second quarter that converted a third-and-seven and set up a go-ahead FG ... Three-for-38 receiving in playoff-clinching win Dec. 23 at Pittsburgh, including a 25-yarder to convert third-and-14 and a 12-yarder to convert a third-and-nine ... Caught two-for-seven in Wild Card playoff on 1-5-13 at Houston.

**College:** Played in all 42 Oklahoma games from 2006-08, helping team to 34-8 record, with two Fiesta Bowls and one berth in BCS Championship game ... Did not play in 2009, due to knee injury suffered in preseason practice ... Declined an option to return to Oklahoma for 2010 ... In his three seasons, totaled 111 receptions for 1629 yards (14.7 average), and his 26 TDs ranked second in Big 12 history for tight ends ... Earned first-team All-America honors from The Sporting News in 2008, when he set school records for TEs in TDs (14) and receiving yards (950) ... Scored 25 TDs in his last 28 games.

**Personal:** Hometown is Ardmore, Okla. ... Attended Ardmore High School, where as a senior he was rated top TE prospect in the nation by PrepStar and Rivals.com ... Also a basketball standout in high school ... Majored at Oklahoma in multidisciplinary studies ... First name is pronounced "jer-MAIN" and last name is pronounced "GRESH-em."

### JERMAINE GRESHAM'S STATISTICS

YEAR	TEAM	G-S	RECEIVING					RUSHING					SCORING					
			NO	YDS	AVG	LG	TD	ATT	YDS	AVG	LG	TD	TD	TD-R	TD-P	TD-Rt	2-PtC	PTS
2010	Cincinnati	15-10	52	471	9.1	27	4	—	—	—	—	—	4	0	4	0	1	26
2011	Cincinnati	14-13	56	596	10.6	31	6	—	—	—	—	—	6	0	6	0	0	36
2012	Cincinnati	16-15	64	737	11.5	55t	5	—	—	—	—	—	5	0	5	0	0	30
2013	Cincinnati	14-14	46	458	10.0	30	4	—	—	—	—	—	4	0	4	0	0	24
CAREER		59-52	218	2262	10.4	55t	19	—	—	—	—	—	19	0	19	0	1	116


**RECEIVING SINGLE-GAME HIGHS:** RECEPTIONS—9 (11-14-10 at Indianapolis). YARDS—108 (11-4-12 vs. Denver). LONG—55t (10-14-12 at Cleveland). TOUCHDOWNS—1 (19 times; most recently 12-22-13 vs. Minnesota).

### POSTSEASON

YEAR	TEAM	G-S	RECEIVING					RUSHING					SCORING					
			NO	YDS	AVG	LG	TD	ATT	YDS	AVG	LG	TD	TD	TD-R	TD-P	TD-Rt	2-PtC	PTS
2011	Cincinnati	1-1	5	46	9.2	16	0	—	—	—	—	—	0	0	0	0	0	0
2012	Cincinnati	1-1	2	7	3.5	6	0	—	—	—	—	—	0	0	0	0	0	0
2013	Cincinnati	1-1	7	64	9.1	13	1	—	—	—	—	—	1	0	1	0	0	6
CAREER		3-3	14	117	8.4	16	1	—	—	—	—	—	1	0	1	0	0	6



CAREER GAME-BY-GAME											
		RECEIVING					RUSHING				
DATE	OPPONENT	NO	YDS	AVG	LG	TD	ATT	YDS	AVG	LG	TD
2010 / CINCINNATI											
9-12	at New England	6	25	4.2	8	1	—	—	—	—	—
9-19	BALTIMORE	3	15	5.0	7	0	—	—	—	—	—
9-26	at Carolina	4	59	14.8	27	0	—	—	—	—	—
10-3	at Cleveland	5	35	7.0	12	0	—	—	—	—	—
10-10	TAMPA BAY	4	24	6.0	10	1	—	—	—	—	—
10-17	— BYE —										
10-24	at Atlanta	4	26	6.5	9	0	—	—	—	—	—
10-31	MIAMI	3	17	5.7	8	0	—	—	—	—	—
11-8	PITTSBURGH	2	11	5.5	9	0	—	—	—	—	—
11-14	at Indianapolis	9	85	9.4	19t	1	—	—	—	—	—
11-21	BUFFALO	2	33	16.5	18	0	—	—	—	—	—
11-25	at N.Y. Jets	2	36	18.0	25	0	—	—	—	—	—
12-5	NEW ORLEANS	3	43	14.3	23	0	—	—	—	—	—
12-12	at Pittsburgh	0	0	—	—	0	—	—	—	—	—
12-19	CLEVELAND	1	6	6.0	6	0	—	—	—	—	—
12-26	SAN DIEGO	4	56	14.0	23	1	—	—	—	—	—
1-2	at Baltimore			INACTIVE				INACTIVE			
2011 / CINCINNATI											
9-11	at Cleveland	6	58	9.7	22	1	—	—	—	—	—
9-18	at Denver	2	8	4.0	4	0	—	—	—	—	—
9-25	SAN FRANCISCO	4	51	12.8	22	0	—	—	—	—	—
10-2	BUFFALO	4	70	17.5	25	1	—	—	—	—	—
10-9	at Jacksonville	5	21	4.2	9	1	—	—	—	—	—
10-16	INDIANAPOLIS	4	23	5.8	13	0	—	—	—	—	—
10-23	— BYE —										
10-30	at Seattle			INACTIVE				INACTIVE			
11-6	at Tennessee			INACTIVE				INACTIVE			
11-13	PITTSBURGH	4	23	5.8	10	1	—	—	—	—	—
11-20	at Baltimore	3	48	16.0	24	0	—	—	—	—	—
11-27	CLEVELAND	5	68	13.6	22t	1	—	—	—	—	—
12-4	at Pittsburgh	3	37	12.3	20	0	—	—	—	—	—
12-11	HOUSTON	3	45	15.0	26	0	—	—	—	—	—
12-18	at St. Louis	3	16	5.3	9	0	—	—	—	—	—
12-24	ARIZONA	5	56	11.2	12	1	—	—	—	—	—
1-1	BALTIMORE	5	72	14.4	31	0	—	—	—	—	—
Postseason											
1-7-12	at Houston	5	46	9.2	16	0	—	—	—	—	—
2012 / CINCINNATI											
9-10	at Baltimore	3	30	10.0	13	0	—	—	—	—	—
9-16	CLEVELAND	4	37	9.3	22	0	—	—	—	—	—
9-23	at Washington	5	64	12.8	22	1	—	—	—	—	—
9-30	at Jacksonville	5	47	9.4	16	0	—	—	—	—	—
10-7	MIAMI	5	60	12.0	20	0	—	—	—	—	—
10-14	at Cleveland	3	68	22.7	55t	1	—	—	—	—	—
10-21	PITTSBURGH	3	19	6.3	14	0	—	—	—	—	—
10-28	— BYE —										
11-4	DENVER	6	108	18.0	52	0	—	—	—	—	—
11-11	N.Y. GIANTS	3	15	5.0	10t	1	—	—	—	—	—
11-18	at Kansas City	6	69	11.5	18	0	—	—	—	—	—
11-25	OAKLAND	4	41	10.3	27	1	—	—	—	—	—
12-2	at San Diego	4	35	8.8	19t	1	—	—	—	—	—
12-9	DALLAS	4	43	10.8	25	0	—	—	—	—	—
12-13	at Philadelphia	6	63	10.5	19	0	—	—	—	—	—
12-23	at Pittsburgh	3	38	12.7	25	0	—	—	—	—	—
12-30	BALTIMORE	0	0	—	—	0	—	—	—	—	—
Postseason											
1-5	at Houston	2	7	3.5	6	0	—	—	—	—	—
2013 / CINCINNATI											
9-8	at Chicago	5	35	7.0	12	0	—	—	—	—	—
9-16	PITTSBURGH	6	66	11.0	26	0	—	—	—	—	—
9-22	GREEN BAY	4	27	6.8	11	0	—	—	—	—	—
9-29	at Cleveland	3	53	17.7	26	0	—	—	—	—	—
10-6	NEW ENGLAND	4	24	6.0	12	0	—	—	—	—	—
10-13	at Buffalo	2	5	2.5	4	0	—	—	—	—	—
10-20	at Detroit	4	64	16.0	30	0	—	—	—	—	—
10-27	N.Y. JETS	2	14	7.0	10	1	—	—	—	—	—
10-31	at Miami	3	33	11.0	16	0	—	—	—	—	—
11-10	at Baltimore			INACTIVE				INACTIVE			
11-17	CLEVELAND	2	27	13.5	25t	1	—	—	—	—	—
11-24	— BYE —										
12-1	at San Diego	0	0	—	—	0	—	—	—	—	—
12-8	INDIANAPOLIS	5	41	8.2	16	1	—	—	—	—	—
12-15	at Pittsburgh	3	23	7.7	14	0	—	—	—	—	—
12-22	MINNESOTA	3	46	15.3	19	1	—	—	—	—	—
12-29	BALTIMORE			INACTIVE				INACTIVE			
Postseason											
1-5	SAN DIEGO	7	64	9.1	13	1	—	—	—	—	—



## HALL, LEON

CB #29

Height: 5-11

Weight: 195

College: Michigan

Experience: 8th-year player in 2014

2013 games-starts: 5-5

Career games-starts: 92-86

Born: 12-9-84

Hometown: Vista, Calif.

Acquired: D1'07

*First-round pick from 2007 draft could reach the 100 mark in 2014 in Bengals games and starts ... Comes off a 2013 season in which he started strong but missed the last nine games due to right Achilles tear ... Projected with a good chance to be ready for opening of training camp ... Suffered the Achilles injury in first quarter of Game 7, Oct. 20 at Detroit ... Was tied for team lead in passes defended (six) through Game 6, and he added a seventh in his brief action at Lions ... In 2012, had two key INTs during stretch drive for playoffs, plus a pick-six for Bengals' only TD in Wild Card playoff at Houston ... Has 23 career INTs, fifth in Bengals history and two short of fourth-place Lemar Parrish ... 112 career passes defended.*

**Career transactions:** Selected by Cincinnati in first round of 2007 NFL Draft (18th overall) ... Signed with Bengals on 7-28-07 ... Signed contract extension with Bengals on 9-2-11.

**2013 highlights:** Started five games (Games 1-3 and 6-7) at RCB ... Inactive for Games 4-5, due to hamstring strain suffered Sept. 22 vs. Green Bay, and placed on Reserve/Injured list prior to Game 8 due to Achilles tear suffered in Game 7 ... Closed his season with 20 tackles, one INT and seven passes defended ... On Sept. 8 at Chicago, logged a secondary-high seven tackles and two passes defended ... Recorded five tackles with a pass defended on Sept. 16 vs. Pittsburgh ... Intercepted an Aaron Rodgers pass at Bengals five during fourth-quarter comeback on Sept. 22 vs. Green Bay, and also recorded four tackles and three passes defended ... Three tackles Oct. 13 at Buffalo, in return from two games missed with hamstring strain ... One tackle and a pass defended Oct. 20 at Detroit before leaving in first quarter with Achilles injury.

**Previous seasons:** **2007**—Played in every Bengals game as a rookie, with 10 starts, and led team with five INTs, tying Bengals rookie record set previously by S Tommy Casanova, CB Ray Horton and LB Odell Thurman ... Also tied for NFL's '07 rookie lead in INTs ... Ranked fourth on Bengals in tackles (career-best 85), leading secondary ... Started in NFL debut Sept. 10 vs. Baltimore, subbing for injured RCB Johnathan Joseph, and had five tackles and two passes defended ... Snagged first NFL INT on Sept. 23 at Seattle, against Matt Hasselbeck ... On Nov. 11 at Baltimore, intercepted a deflected Steve McNair pass in end zone just before halftime, preserving 6-0 lead in eventual Bengals win. **2008**—Posted team-best totals of 26 passes defended and three INTs ... Led DBs in tackles (84) for the second straight year ... Named AFC Defensive Player of the Week for performance Dec. 21 at Cleveland, when he made all three of his INTs, tying Bengals game record and scored on a 50-yard return ... His TD return at Cleveland gave Bengals a 7-0 lead on a cold, blustery day when offensive scores were tough to come by (Bengals won 14-0). **2009**—Tied for team lead with career-high six INTs, tied for second in AFC, as Bengals won AFC North title ... Led team in passes defended (career-high 27) ... Two forced fumbles ... Had the most special teams tackles (seven) of any regular starter ... On Oct. 4 at Cleveland, forced a Jerome Harrison fumble that teammate Robert Geathers returned 75 yards for a TD ... On Oct. 11 at Baltimore, intercepted a Joe Flacco pass at Bengals' 17 with four seconds left to end Ravens' last comeback bid ... On Oct. 25 vs. Chicago, had two INTs (48 yards in returns) ... Seven tackles and an end-zone pass defended in key win Nov. 15 at Pittsburgh, when Steelers were held to three-for-15 on third-down

conversions ... On Dec. 13 at Minnesota, intercepted a Brett Favre pass ... Logged his sixth INT on Dec. 27 vs. Kansas City, with leaping grab at Bengals' 19 to kill Chiefs' last offensive threat as Bengals clinched division title ... Posted seven tackles in Wild Card playoff on 1-9-10 vs. N.Y. Jets. **2010**—On Sept. 19 vs. Baltimore, intercepted a Joe Flacco pass in third quarter, with 22-yard return ... Recorded INT in second straight game on Sept. 26 at Carolina, picking off Jimmy Clausen at Bengals five to thwart Carolina scoring threat ... Recorded an INT in his third straight game Oct. 3 at Cleveland, intercepting Seneca Wallace in second quarter at Cleveland 37 ... Six tackles, four passes defended (Bengals game-high for the season) and an INT Oct. 24 at Atlanta ... Four tackles Nov. 8 vs. Pittsburgh, and had two forced fumbles, including FF from Hines Ward at Pittsburgh 39 in second quarter, recovered by Bengals and leading to TD drive. **2011**—Ended season with 38 tackles and fumble recovery, and despite missing final seven games, still ranked tied for second on team in both INTs (two) and passes defended (10) ... Missed Games 10-16 due to left Achilles tear suffered Dec. 13 vs. Pittsburgh ... Injury brought end to streaks of 74 consecutive games played (including postseason) and 66 starts, which both had been current team bests ... Fourth-quarter INT helped seal Bengals win Oct. 16 vs. Indianapolis ... One INT, one tackle and two passes defended Nov. 13 vs. Pittsburgh before leaving in second quarter with Achilles injury. **2012**—Started 14 games at RCB (Games 1-2 and 5-16) ... Inactive for Games 3-4, due to a calf strain suffered Sept. 16 vs. Cleveland ... Kept improving as he distanced himself from 2011 Achilles injury and made big plays down the stretch ... His INT turned momentum in Week 14 win at Philadelphia, as his 44-yard return of a Nick Foles pass set up go-ahead TD in third quarter ... His 17-yard pick-six off Ben Roethlisberger in Week 15 at Pittsburgh was Bengals' only TD in playoff-clinching 13-10 win, giving Cincinnati 7-0 lead in first quarter ... In Wild Card playoff on 1-5-13 at Houston, scored on 21-yard INT return of Matt Schaub pass to give Bengals 7-6 lead in second quarter ... Also at Houston, posted 13 tackles.

**Ed Block winner:** The Bengals named Hall as the team recipient of the 2012 season Ed Block Courage Award. The award honors one player from each NFL team who shows "commitment to the values of sportsmanship and courage." Hall's 2011 season was cut short when he suffered a torn Achilles tendon in Game 9, but his intense rehabilitation efforts sped his recovery, so he was able to open the '12 training camp on time, well ahead of the initial forecast. "Leon set a great example of what it takes to be able to overcome a challenge, which was recognized by his teammates in being selected to represent the club for this award," said Paul Sparling, Bengals head athletic trainer.

**College:** Played four seasons (2003-06) at Michigan, and was a consensus '06 All-American ... Left Wolverines with school record for career passes defended (43) and ranked tied for fourth in INTs (12) ... Was finalist as a senior for NCAA's Jim Thorpe Award (top defensive back) and Bronko Nagurski Trophy (top defensive player) ... Set UM record with 83-yard fumble return (for TD) as a junior in 2005.

**Personal:** Hometown is Vista, Calif. ... Played CB, WR and QB at Vista High School, earning All-America honors from SuperPrep and PrepStar, and also lettered in track ... Married (wife Jessica) with a son, Leon. Jr. ... General studies major at Michigan ... Favorite hobby is golf.

## LEON HALL'S STATISTICS

			DEFENSE							INTERCEPTIONS						SCORING				
YEAR	TEAM	G-S	ST	AT	TT	SKS-YDS	PD	FF	FR-YDS	NO	YDS	AVG	LG	TD	TD	TD-IntRt	TD-FRRt	S	PTS	
2007	Cincinnati	16-10	51	34	85	0-0	11	1	0-0	5	16	3.2	12	0	0	0	0	0	0	
2008	Cincinnati	16-16	66	18	84	0-0	26	0	1-0	3	87	29.0	50	1	1	1	0	0	6	
2009	Cincinnati	16-16	55	18	73	0-0	27	2	0-0	6	47	7.8	26	0	0	0	0	0	0	
2010	Cincinnati	16-16	36	16	52	0-0	20	2	0-0	4	19	4.8	22	0	0	0	0	0	0	
2011	Cincinnati	9-9	31	7	38	0-0	10	0	1-10	2	15	7.5	15	0	0	0	0	0	0	
2012	Cincinnati	14-14	35	8	43	0-0	11	0	0-0	2	61	30.5	44	1	1	1	0	0	6	
2013	Cincinnati	5-5	14	6	20	0-0	7	0	0-0	1	0	0.0	0	0	0	0	0	0	0	
CAREER		92-86	288	107	395	0-0	112	5	2-10	23	245	10.7	50	2	2	2	0	0	12	

YEAR	TEAM	SPECIAL TEAMS								KICKOFF RETURNS						PUNT RETURNS					
		ST	AT	TT	FF	FR-YDS	BP	BFG	BXP	NO	YDS	AVG	FC	LG	TD	NO	YDS	AVG	FC	LG	TD
2007	Cincinnati	8	1	9	0	0-0	0	0	0	0	0	—	0	—	0	0	0	—	0	—	0
2008	Cincinnati	4	1	5	0	0-0	0	0	0	1	1	1.0	0	1	0	3	16	5.3	0	12	0
2009	Cincinnati	7	0	7	0	0-0	0	0	0	1	22	22.0	0	22	0	0	0	—	0	—	0
2010	Cincinnati	4	1	5	0	0-0	0	0	0	1	29	29.0	0	29	0	0	0	—	0	—	0
2012	Cincinnati	2	0	2	0	0-0	0	0	0	0	0	—	0	—	0	0	0	—	0	—	0
CAREER		25	3	28	0	0-0	0	0	0	3	52	17.3	0	29	0	3	16	5.3	0	12	0

## POSTSEASON

YEAR	TEAM	G-S	DEFENSE							INTERCEPTIONS					SCORING				
			ST	AT	TT	SKS-YDS	PD	FF	FR-YDS	NO	YDS	AVG	LG	TD	TD	TD-IntRt	TD-FRRt	S	PTS
2009	Cincinnati	1-1	4	3	7	0-0	0	0	0-0	0	0	—	—	0	0	0	0	0	0
2011	Cincinnati	0-0				DID NOT PLAY*				DID NOT PLAY*						DID NOT PLAY*			
2012	Cincinnati	1-1	4	9	13	0-0	1	0	0-0	1	21	21.0	21t	1	1	1	0	0	6
2013	Cincinnati	0-0				DID NOT PLAY*				DID NOT PLAY*						DID NOT PLAY*			
CAREER		2-2	8	12	20	0-0	1	0	0-0	1	21	21.0	21t	1	1	1	0	0	6

\* NOTE: Hall was on the Reserve/Injured list for one postseason game with Cincinnati in 2011. He again was on the Reserve/Injured list for one postseason game with Cincinnati in 2013.

## 2013 REGULAR-SEASON GAME-BY-GAME

		DEFENSE									INTERCEPTIONS				
DATE	OPPONENT	ST	AT	TT	SKS-YDS	INT-YDS	PD	FF	FR-YDS	NO	YDS	AVG	LG	TD	
9-8	at Chicago	6	1	7	0-0	0-0	2	0	0-0	0	0	—	—	0	
9-16	PITTSBURGH	2	3	5	0-0	0-0	1	0	0-0	0	0	—	—	0	
9-22	GREEN BAY	3	1	4	0-0	1-0	3	0	0-0	1	0	0.0	0	0	
9-29	at Cleveland				INACTIVE						INACTIVE				
10-6	NEW ENGLAND				INACTIVE						INACTIVE				
10-13	at Buffalo	3	0	3	0-0	0-0	0	0	0-0	0	0	—	—	0	
10-20	at Detroit	0	1	1	0-0	0-0	1	0	0-0	0	0	—	—	0	
10-27	N.Y. JETS				INACTIVE						INACTIVE				
10-31	at Miami				RESERVE / INJURED						RESERVE / INJURED				
11-10	at Baltimore				RESERVE / INJURED						RESERVE / INJURED				
11-17	CLEVELAND				RESERVE / INJURED						RESERVE / INJURED				
11-24	— BYE —														
12-1	at San Diego				RESERVE / INJURED						RESERVE / INJURED				
12-8	INDIANAPOLIS				RESERVE / INJURED						RESERVE / INJURED				
12-15	at Pittsburgh				RESERVE / INJURED						RESERVE / INJURED				
12-22	MINNESOTA				RESERVE / INJURED						RESERVE / INJURED				
12-29	BALTIMORE				RESERVE / INJURED						RESERVE / INJURED				
TOTALS		14	6	20	0-0	1-0	7	0	0-0	1	0	0.0	0		



## HAMILTON, COBI

WR #87

**Height:** 6-2  
**Weight:** 197  
**College:** Arkansas  
**Experience:** 1st-year player in 2014

**2013 games-starts:** 0-0  
**Career games-starts:** 0-0  
**Born:** 11-13-90  
**Hometown:** Texarkana, Texas  
**Acquired:** D6b'13

*Hamilton re-wrote much of Arkansas' receiving record book and looks to break through in 2014 after spending rookie season on Bengals practice squad ... Had a TD catch in 2013 preseason ... A versatile player with good size, he left Arkansas as tops in career catches (175) and third in receiving yards (2835) ... As senior, set Razorback season marks for receptions (90) and receiving yards (1335) ... Set SEC record in 2012 for receiving yards in a game (303, vs. Rutgers).*

**Career transactions:** Selected by Cincinnati in sixth round of 2013 NFL Draft (197th overall) ... Signed with Bengals on 5-11-13 ... Waived by Bengals on 8-31-13 ... Signed to Bengals practice squad on 9-1-13 ... Signed to Bengals roster on 1-6-14.

**2013 recap:** On practice squad for Games 1-16 ... Played in all four preseason games, catching seven-for-68, including four-yard TD reception from Josh Johnson on Aug. 24 at Dallas.

**More college highlights:** Played four seasons (2009-12) at Arkansas ... Started every game as a senior, and was a consensus All-SEC first-team selection and a semifinalist for the Biletnikoff Award (nation's top receiver) ... Set school's single-season record with 90 receptions, shattering previous

mark of 66, and was the fourth player in SEC history to reach 90 in a season ... School record 1335 receiving yards (previous mark was 1117) ranked fourth all-time in SEC history, and he was only the third Razorback to crack 1000-yard mark ... Posted five games as a senior with 10 or more catches ... Earned multiple player of the week honors for record-setting performance vs. Rutgers, as he caught 10-for-303 with three TDs (57, 10 and 80 yards) to tie school record.

**Personal:** Hometown is Texarkana, Texas ... Attended Texas High School, where as a senior he recorded 64 receptions for school record 1071 yards, with 14 TDs ... Prep teammate of New England QB Ryan Mallett ... Also lettered in prep track, finishing fourth in 200 meters (21.41) at AAU National Junior Olympics ... Sociology major at Arkansas ... Enjoys horseback riding ... His mother, Deborah Hamilton (formerly Cooper), lettered on Arkansas' inaugural women's basketball team (1976-77) and is recognized as one of the school's first African-American female student athletes ... First name is pronounced "KO-bee."

*NOTE ABOUT NFL EXPERIENCE: Hamilton did not earn an accrued year of experience toward NFL free agency in 2013 because he was not on a 53-player roster, a Reserve/Injured list or a Reserve/Physically Unable to Perform list for the required minimum of six games that season.*

### COBI HAMILTON'S STATISTICS

			RECEIVING					RUSHING					SCORING					
YEAR	TEAM	G-S	NO	YDS	AVG	LG	TD	ATT	YDS	AVG	LG	TD	TD	TD-R	TD-P	TD-Rt	2-PtC	PTS
2013	Cincinnati	0-0	DID NOT PLAY*					DID NOT PLAY*					DID NOT PLAY*					
CAREER		0-0	0	0	—	—	0	—	—	—	—	—	—	—	—	—	—	—

### POSTSEASON

			RECEIVING					RUSHING					SCORING					
YEAR	TEAM	G-S	NO	YDS	AVG	LG	TD	ATT	YDS	AVG	LG	TD	TD	TD-R	TD-P	TD-Rt	2-PtC	PTS
2013	Cincinnati	0-0	DID NOT PLAY*					DID NOT PLAY*					DID NOT PLAY*					
CAREER		0-0	0	0	—	—	0	—	—	—	—	—	—	—	—	—	—	—

\* NOTE: Hamilton was on the practice squad for 16 regular-season games and one postseason with Cincinnati in 2013.





## HAMPTON, VICTOR

CB #44

Height: 5-9  
Weight: 197  
College: South Carolina  
Experience: Rookie in 2014

2013 games-starts: 0-0  
Career games-starts: 0-0  
Born: 3-12-92  
Hometown: Darlington, S.C.  
Acquired: CFA'14

*College free agent signee was a vocal team leader for highly successful South Carolina program, known for his physical play ... Gamecocks finished 11-2 in each of his three seasons, capped by Capital One Bowl win over Nebraska in 2011, Outback Bowl conquest of Michigan in 2012 and Capital One decision over Wisconsin in 2013 ... As a sophomore and junior, was team's "Everyday Attitude Award" winner.*


Career transactions: Signed with Cincinnati as college free agent on 6-11-14.

More college highlights: Played three seasons (2011-13) at South Carolina, with a redshirt year in 2010 ... Saw action in 36 games with 22 starts, totaling 105 tackles, five INTs and 18 additional passes defended. **2013**— Played in all 13 games as a junior, with 10 starts ... Led team in solo tackles (43) ... Tied for second on team in INTs (three) and led in pass break-ups (nine) ... Named Southeastern Conference Defensive Player of the Week vs. Mississippi State, when he had eight tackles (six solo), recovered his own forced fumble and had three pass break-ups ... His six solo tackles in Capital One Bowl win over

Wisconsin included a hit that knocked Badgers QB Joel Stave out of the game. **2012**—Sophomore played in all 13 games, with 12 starts, and logged 40 tackles and one INT while tying for team lead in pass break-ups (six) ... Returned a blocked PAT try for a two-point conversion vs. Florida ... His INT against QB Tyler Bray in final minute sealed a win vs. Tennessee ... Had first career sack in Outback Bowl win over Michigan. **2011**—Redshirt freshman played 10 games ... Had 14 tackles, one INT and three pass break-ups, and his 25.4-yard kickoff return average (on seven attempts) was best on squad. **2010**—Redshirt year.

High school: Attended Darlington (S.C.) High School in 2009, after transferring from Independence High School in Charlotte, N.C. ... Earned all-state honors from Associated Press at Darlington, though he played only six games due to eligibility issues connected to his transfer ... Two-way player at Darlington, he had 50 tackles and three INTs and scored six TDs on offense ... Selected to play in U.S. Army All-American Bowl after his season at Darlington.

Personal: Hometown is Darlington, S.C. ... Sociology major at South Carolina ... Spoke regularly to youth groups during his college career.



## HARRIS, CLARK

LS #46

**Height:** 6-5  
**Weight:** 245  
**College:** Rutgers  
**Experience:** 6th-year player in 2014

**2013 games-starts:** 16-0  
**Career games-starts:** 79-0  
**Born:** 7-10-84  
**Hometown:** Manahawkin, N.J.  
**Acquired:** FA'09

*Since signing in October 2009, Harris has played every Bengals game (including postseason) and has had no unplayable snaps ... Snap total now is at 702 (373 punts, 329 place kicks) ... Has 14 special teams tackles, plus two in postseason ... Snapped successful fake punts that helped key 2012 wins at Jacksonville and Kansas City, and had key downed punt in '12 win at San Diego ... Had game experience with Houston prior to joining Bengals.*

**Career transactions:** Selected by Green Bay in seventh round of 2007 NFL Draft (243rd overall) ... Signed with Packers on 6-20-07 ... Waived by Packers on 9-1-07 ... Signed to Packers practice squad on 9-4-07 ... Released from Packers practice squad on 9-11-07 ... Signed to Detroit practice squad on 11-28-07 ... Signed to Lions roster on 12-31-07 ... Waived by Lions on 5-19-08 ... Re-signed with Lions as free agent on 8-19-08 ... Waived by Lions on 8-31-08 ... Signed to Houston practice squad on 9-17-08 ... Released from Texans practice squad on 9-30-08 ... Re-signed to Texans practice squad on 11-4-08 ... Signed to Texans roster on 12-3-08 ... Waived by Texans on 9-5-09 ... Signed to Texans practice squad on 9-30-09 ... Released from Texans practice squad on 10-6-09 ... Signed with Cincinnati as free agent on 10-13-09 ... Re-signed with Bengals on 3-8-13.

**2013 highlights:** Played in Games 1-16, with 150 on-target snaps (75 punts and 75 place kicks) ... Three special teams tackles ... On Oct. 20 at Detroit, downed punt at Lions six-yard line late in fourth quarter, helping set up field position for eventual game winning FG.

**Previous seasons:** **2007**—Began season with Green Bay's practice squad, then finished season on Detroit's practice squad. **2008**—With Detroit through offseason and preseason, then spent time on Houston's practice squad, before being signed to Texans' active roster late in the season ... Played in Games 13-16 for Houston and handled all long snapping duties ... Made NFL debut Dec. 7 at Green Bay and snapped for game-winning FG. **2009**—Spent time on Houston's practice squad before signing with Cincinnati ... Played for

Bengals in Games 6-16, plus Wild Card playoff, and handled 97 regular-season snaps (40 placekicks, 57 punts). **2010**—Had no unplayable deliveries on 135 snaps (72 punts and 63 placekicks) ... Downed two punts on Dec. 12 at Pittsburgh, including one at Steelers eight-yard line. **2011**—Played in all 16 games, handling all 163 long snaps (91 punts and 72 placekicks), and played in Wild Card playoff ... Logged three special teams tackles — one Sept. 11 at Cleveland, one Dec. 4 at Pittsburgh and one Dec. 11 vs. Houston ... Also had a special teams stop in Wild Card game on 1-7-12 at Houston. **2012**—Played in all 16 Bengals games, plus Wild Card playoff ... Career-best four special teams tackles ... In wins Sept. 30 at Jacksonville and Nov. 18 at Kansas City, delivered tight-angled, accurate snaps on fake punts to upback Cedric Peerman, aiding successful fourth-down conversions and setting up Bengals TD later in each drive ... Two special teams tackles Sept. 10 at Baltimore ... On Dec. 2 at San Diego, downed a punt at Chargers four, helping set up field position for fourth-quarter comeback win.

**College:** Was a standout TE at Rutgers in addition to handling long-snapping duties ... Three-time first-team All-Big East selection ... Played 48 games from 2003-06, with 42 starts ... Finished career ranked sixth in program history in receptions (143) and receiving yards (2,015), and tied for seventh in TDs (11) ... Caught a pass in 38 straight games, registering what was third-longest streak in Big East history ... Had five career games of 100 or more receiving yards.

**Personal:** Hometown is Manahawkin, N.J. ... Attended Southern Regional High School ... Married (wife Jessica) with a son, Trent ... Hobbies include watersports, golf, basketball, fishing, video games and board games.

*NOTE ABOUT NFL EXPERIENCE: Harris did not earn an accrued year of experience toward NFL free agency in 2007 or '08 because he was not on a 53-player roster, a Reserve/Injured list or a Reserve/Physically Unable to Perform list for the required minimum of six games in either season.*


### CLARK HARRIS' STATISTICS

			SPECIAL TEAMS								KICKOFF RETURNS							PUNT RETURNS					
YEAR	TEAM	G-S	ST	AT	TT	FF	FR-YDS	BP	BFG	BXP	NO	YDS	AVG	FC	LG	TD	NO	YDS	AVG	FC	LG	TD	
2007	Green Bay	0-0					DID NOT PLAY*				DID NOT PLAY*						DID NOT PLAY*						
	Detroit	0-0					DID NOT PLAY*				DID NOT PLAY*						DID NOT PLAY*						
2008	Houston	4-0	0	0	0	0	0-0	0	0	0	—	—	—	—	—	—	—	—	—	—	—	—	
2009	Houston	0-0					DID NOT PLAY*				DID NOT PLAY*						DID NOT PLAY*						
	Cincinnati	11-0	1	0	1	0	0-0	0	0	0	—	—	—	—	—	—	—	—	—	—	—	—	
2010	Cincinnati	16-0	3	0	3	0	0-0	0	0	0	—	—	—	—	—	—	—	—	—	—	—	—	
2011	Cincinnati	16-0	2	1	3	0	0-0	0	0	0	—	—	—	—	—	—	—	—	—	—	—	—	
2012	Cincinnati	16-0	4	0	4	0	0-0	0	0	0	—	—	—	—	—	—	—	—	—	—	—	—	
2013	Cincinnati	16-0	1	2	3	0	0-0	0	0	0	—	—	—	—	—	—	—	—	—	—	—	—	
HOU. TOTALS		4-0	0	0	0	0	0-0	0	0	0	—	—	—	—	—	—	—	—	—	—	—	—	
CIN. TOTALS		75-0	11	3	14	0	0-0	0	0	0	—	—	—	—	—	—	—	—	—	—	—	—	
CAREER		79-0	11	3	14	0	0-0	0	0	0	—	—	—	—	—	—	—	—	—	—	—	—	

### POSTSEASON

			SPECIAL TEAMS								KICKOFF RETURNS						PUNT RETURNS					
YEAR	TEAM	G-S	ST	AT	TT	FF	FR-YDS	BP	BFG	BXP	NO	YDS	AVG	FC	LG	TD	NO	YDS	AVG	FC	LG	TD
2009	Cincinnati	1-0	0	0	0	0	0-0	0	0	0	—	—	—	—	—	—	—	—	—	—	—	—
2011	Cincinnati	1-0	1	0	1	0	0-0	0	0	0	—	—	—	—	—	—	—	—	—	—	—	—
2012	Cincinnati	1-0	1	0	1	0	0-0	0	0	0	—	—	—	—	—	—	—	—	—	—	—	—
2013	Cincinnati	1-0	0	0	0	0	0-0	0	0	0	—	—	—	—	—	—	—	—	—	—	—	—
CAREER		4-0	2	0	2	0	0-0	0	0	0	—	—	—	—	—	—	—	—	—	—	—	—

\* NOTE: Harris was on the practice squad for one regular-season game with Green Bay and five regular-season games with Detroit in 2007. In 2009, he was on the practice squad for one regular-season game with Houston.



## HAWKINSON, TANNER

G #72

**Height:** 6-5  
**Weight:** 300  
**College:** Kansas  
**Experience:** 2nd-year player in 2014

**2013 games-starts:** 1-0  
**Career games-starts:** 1-0  
**Born:** 5-14-90  
**Hometown:** McPherson, Kansas  
**Acquired:** D5'13

*Fifth-round selection in 2013 NFL Draft looks to move up on the Cincinnati depth chart in 2014 ... Spent all of his rookie season on the Bengals' 53-player roster ... Was active for five regular-season games, but played in only one ... Was not rated as being fully NFL-ready coming out of college, but was seen as an excellent developmental prospect, with outstanding quickness and balance for a player his size ... Possesses good potential as a pulling guard, and has the versatility to play any position on the offensive line... Started all 48 games in his Kansas career.*

**Career transactions:** Selected by Cincinnati in fifth round of 2013 NFL Draft (156th overall) ... Signed with Bengals on 5-14-13.

**2013 recap:** Made NFL debut in fourth quarter of Dec. 22 game vs. Minnesota ... Was active-DNP for Games 1, 3, 9 and 13 ... Inactive for Games 2, 4-8, 10-12, 14 and 16 ... Played in preseason Games 1 and 4; sat out Games 2 and 3 with an ankle injury.

**College:** Played four seasons (2009-12) at Kansas, with a redshirt year in '08 ... Set school records for career starts and consecutive starts (48) ... Originally recruited as a tight end, and saw time briefly at DE before settling at OT prior to '09 season ... Started all 12 games at LOT as a senior, earning second-team All-Big 12 honors from Associated Press ... Broke old KU record for consecutive starts when he hit the 44 mark during 236-yard team rushing effort vs. Texas ... Started every game at ROT as a junior, aiding team rushing efforts

of 296 yards vs. Baylor and 253 vs. Northern Illinois ... In '09, earned first-team Freshman All-American honors from Football Writers Association.

**Personal:** Hometown is McPherson, Kan. ... Attended McPherson High School, where he was all-state at DE as senior and all-state at TE as junior ... Named conference MVP as senior, when in addition to playing defense he had 30 receptions for 500 yards and five TDs ... Earned all-league prep honors in basketball as senior ... Earned degree from Kansas in economics, with minor in business ... Maternal grandfather, mother, two brothers and one sister also attended Kansas ... Enjoys music, outdoor activities and movies.

### TANNER HAWKINSON'S STATISTICS

#### GAMES-STARTS

YEAR	TEAM	GAMES	STARTS
2013	Cincinnati.....	1	0
CAREER		1	0

#### POSTSEASON

#### GAMES-STARTS

YEAR	TEAM	GAMES	STARTS
2013	Cincinnati.....	*DID NOT PLAY	
CAREER		0	0

\* NOTE: Hawkinson was inactive for one postseason game with Cincinnati in 2013.



## HEWITT, RYAN

TE/FB #89

**Height:** 6-4  
**Weight:** 254  
**College:** Stanford  
**Experience:** Rookie in 2014

**2013 games-starts:** 0-0  
**Career games-starts:** 0-0  
**Born:** 1-24-91  
**Hometown:** Denver, Colo.  
**Acquired:** CFA'14

*College free agent signee began at Stanford as a tight end, but converted to fullback early in career ... Productive receiver out of the backfield, he finished career with 433 receiving yards and six TDs ... Also effective as a short-yardage rusher ... As a junior, served as primary blocker for RB Stephan Taylor in school record-setting season of 1530 yards rushing.*

**Career transactions:** Signed with Cincinnati as college free agent on 5-12-14.

**More college highlights:** Played four seasons (2010-13) at Stanford, appearing in 51 games (29 starts) ... Redshirt year in 2009 ... Played in 2014 Senior Bowl and won Stanford's "Team Technician" award as senior. **2013**—Played 13 games (11 starts) at FB ... Tallied five rushes for eight yards and nine catches for 46 yards ... Named Stanford's co-Offensive Player of the Game for Oct. 26 game at Oregon State ... Had one catch for 11 yards vs. Michigan State in Rose Bowl. **2012**—Played in 12 games (seven starts), missing two starting assignments due to ankle injury ... All-Pac-12 Honorable Mention

selection finished with 32 rushing yards, 129 receiving yards and two total TDs ... Had 11 catches for 110 yards and TD in final five games, with at least one catch in each game ... Two-for-two rushing on fourth-down conversions. **2011**—Played 13 games (11 starts) and ranked third on team in receptions (34), for 282 yards and five TDs ... Also had 10 rushes for 35 yards ... Season-high seven catches for 64 yards and TD vs. California. **2010**—Played all 13 games as reserve FB and TE ... Had two receptions for 16 yards. **2009**—Redshirted.

**High school:** Attended Mullen High School in Denver, Colo., where he played for head coach and nine-year NFL veteran Dave Logan ... Denver Post and Rocky Mountain News first- team all-state selection ... Helped school to 2008 5A state championship, winning team Offensive MVP award and serving as team captain ... Played in 2009 Offense-Defense All-America Bowl ... Three-year varsity letter winner in basketball.

**Personal:** Hometown is Denver, Colo. ... Majored in science, technology and society at Stanford ... Enjoys skiing.





## HILL, JEREMY

HB #32

**Height:** 6-1  
**Weight:** 238  
**College:** Louisiana State  
**Experience:** Rookie in 2014

**2013 games-starts:** 0-0  
**Career games-starts:** 0-0  
**Born:** 10-20-92  
**Hometown:** Baton Rouge, La.  
**Acquired:** D2'14

*Hill posted two stellar seasons at LSU, setting school record for yards-per-rush (6.25), and was eligible to enter 2014 NFL Draft because he was three years removed from high school ... Has potential to give Bengals their best combination of power and breakaway ability in a rusher since all-time club rushing leader Corey Dillon (1997-2003) ... Six rushes of 50 or more yards as a sophomore ... At 238 pounds, is biggest RB Bengals have drafted above the sixth round since 248-pound Pete Johnson (second round in 1977) ... Second in LSU history in rushing yards per game played (93.7), and though he started just 16 games, his 28 rushing TDs ranked seventh in school history ... Had only one fumble in his 371 career touches, and Tigers recovered it.*

**Career transactions:** Selected by Cincinnati in second round of 2014 NFL Draft (55th overall) ... Signed with Bengals on 5-27-14.

**Coach Marvin Lewis says:** "We evaluated Jeremy as one of the most versatile runners available, both big and strong, with the ability to make people miss, and the ability to succeed as a receiver. His offense at LSU mirrored a lot of things that are done in the NFL, and with his knowledge and ability, we think he can be productive early in his career."


**College highlights:** Played two seasons at LSU (2012-13), appearing in 23 games with 16 starts ... Rushed 345-for-2156 (6.3) and had 26 receptions for 254 yards (9.8) ... Rushed for 100 or more yards in 11 of his 23 games ... His 6.3 per-carry average ranks third in Southeastern Conference history, behind on Auburn's Bo Jackson (6.62) and Alabama's Bobby Marlow (6.27) ... Helped team to a 20-6 record. **2013**—Rushed for 1401 yards, second-

most in school history, on only 203 carries ... His 6.90 per-carry average established an SEC season record (minimum 200 carries), topping 6.79 by former Bengal Garrison Hearst of Georgia in 1992 ... Second in SEC in rushing yards and in rushing TDs (16) ... His rushing average of 116.8 yards per game is second in LSU history, behind only former Bengal Charles Alexander (153.3 in 1977) ... Capped his Tigers career with career-best 216 rushing yards in Outback Bowl win over Iowa. **2012**—Did not become a starter until season's last five games, but his 12 rushing TDs were most in LSU history by a true freshman ... Had multiple TDs in four games, including three vs. Mississippi ... His 755 rushing yards made him first true freshman to lead LSU since 2003, and he averaged 5.32 yards per carry.

**Hill on Hill:** "I'm very familiar with the (AFC North) division. It's tough football, especially when it's cold weather. You have to be able to cram it in there and get yardage. I think that's the vision the coaches had, especially around playoff time, to have a back that can get the tough yardage and finish runs late in the game, and that's something I'm very excited to do."

**High school:** Played at Redemptorist High School in Baton Rouge, La. ... As a senior in 2010, rushed 302-for-2260 (7.48) with 36 TDs and was named a Parade All-American ... Earned Class 3A all-state honors in both 2009 and '10 ... Also had rushing seasons of 1048 yards (sophomore) and 1653 (junior), and set school career rushing record.

**Personal:** Hometown is Baton Rouge, La. ... Sports administration major at LSU.



## HOPKINS, TREY

G #73

Height: 6-3  
Weight: 310  
College: Texas  
Experience: Rookie in 2014

2013 games-starts: 0-0  
Career games-starts: 0-0  
Born: 7-6-92  
Hometown: Houston, Texas  
Acquired: CFA'14

*College free agent signee exhibited versatility on offensive line, playing both guard and tackle over four-year career at Texas ... A two-time All-Big 12 selection, garnering first team honors in 2013 from Associated Press, Sporting News and ESPN.com ... 2012 second team selection by the coaches.*

Career transactions: Signed with Cincinnati as college free agent on 5-12-14.

More college highlights: Played four seasons (2010-13) at Texas, appearing in 50 games with 42 starts (28 starts at LG, 14 at RT). **2013**—Started all 13 games (12 at LG/one at RT) ... Shared team's Frank Medina Rehabilitation Award and D. Harold Byrd Tenacity Award for Offense ... Named to Outland Trophy watch list for nation's best interior lineman ... Helped offense average 196.2 yards rushing yards per game and aided offensive line in surrendering just 16 sacks, which tied for 17th-fewest in FBS ... Contributed to blocking effort en route to setting school record with 715 total yards against New Mexico State. **2012**—Started the first 12 games at LG, but missed Alamo Bowl with leg injury which snapped 29-game consecutive start streak ... Second-team All-Big 12 by coaches ... Helped Texas post 23rd-best scoring offense in nation

(35.7 points per game) and average 434.6 yards per game. **2011**—Started all 13 games at RT and helped offense average 202.6 rushing yards and 392.5 yards total offense ... Made first career start at RT in season opener after playing guard as a freshman. **2010**—Appeared in all 12 games, with four starts at LG, and aided blocking effort to help Texas average 382.5 total yards per game.

High school: Attended North Shore High School in Houston, Texas, where he was All-American, all-state, all-area and two-time first-team all-district ... Played in 2010 U.S. Army All-American Bowl ... Ranked as best guard by Rivals.com and sixth-best guard by ESPNU ... Named Offensive Player of the Year by Houston Touchdown club and All-Greater Houston First-Team selection by the Houston Chronicle as a senior ... Earned honorable mention all-state honors from Associated Press and an all-greater Houston first-team selection by Houston Chronicle as a junior ... Second-team all-district selection as a sophomore.

Personal: Hometown is Houston, Texas ... 2011 Academic All-Big 12 first team selection and named to Big 12 Commissioner's Honor Roll (Spring 2011) ... Plays saxophone and clarinet.



## HUBER, KEVIN

P #10

Height: 6-1

Weight: 214

College: Cincinnati

Experience: 6th-year player in 2014

2013 games-starts: 14-0

Career games-starts: 78-0

Born: 7-16-85

Hometown: Cincinnati, Ohio

Acquired: D5'09

*Cincinnati native is in his sixth Bengals season in 2014, having commandeered substantial space in franchise's punting record book ... Holds franchise career marks for gross punting average (44.2 yards) and net average (39.1), as well as the season records in both categories (set in 2012) ... Also holds club career record for best ratio of inside-20 punts to touchbacks at 3.69-to-1 (133-36) ... Played in every Bengals game from 2009 through Game 14 of '13, when at Pittsburgh, on punt coverage, he absorbed a hit that caused broken jaw, plus a hairline fracture of cervical vertebrae ... Vertebrae fracture did not require surgery, and it's expected he'll be cleared for most if not all of team's 2014 preseason work ... Had key late kicks in Bengals' wins in Games 5-7 of '13 ... Has been holder on place kicks for his entire Bengals career ... Led NFL in 2012 in punts downed inside five-yard line (11) ... Was first kicking specialist taken in 2009 draft, after University of Cincinnati career in which he won one national punting title (gross average) and twice led nation in net punting.*

**Career transactions:** Selected by Cincinnati in fifth round of 2009 NFL Draft (142nd overall) ... Signed with Bengals on 7-16-09 ... Re-signed with Bengals on 3-8-13.

**AFC's best:** Huber was named AFC Special Teams Player of the Week after punting for career-high gross and net averages of 55.5 on Dec. 1, 2013 at San Diego ... Had a 75-yard punt, tying Kyle Larson's 2005 club record, that was downed at San Diego four ... On his other three punts, Chargers had a return for zero yards and two fair catches ... Two inside-20s and no touchbacks for the day ... First Bengals punter to win AFC Special Teams Player of Week.

**2013:** Played in Games 1-14 before missing last two games and Wild Card playoff due to injuries ... Finished season with gross average of 45.2, and his 40.5 net ranked eighth in NFL through Week 15 ... His season-ending career punting average of 44.2 stands as half a yard better than Dave Lewis (43.7 from 1970-73), and his 39.1 career net tops Lewis' second-place average of 38.4 ... Had 24-inside-20 kicks, with just four touchbacks ... No touchbacks on Sept. 29 vs. Cleveland, and his three inside-20s forced Browns to start drives from their five, eight and nine-yard lines ... Had crucial play in Oct. 6 win vs. New England, a 57-yard punt into strong winds and heavy rain late in fourth quarter ... Had three-inside-20 kicks among his five punts Oct. 13 at Buffalo, including overtime kick that pinned Bills at their seven, helping set up field position for game-winning FG ... Punted for a gross of 47.3 and a net of 47.0 on four punts Oct. 20 at Detroit, with punt downed at Lions six with 1:52 remaining, setting up field position for Bengals game winning FG ... Averaged 53.7 gross and 50.3 net, career highs at the time, on Oct. 27 vs. Jets ... On Oct. 31 at Miami, logged season-high four inside-20s, with and no touchbacks ... Named AFC Special Teams Player of the Week on Dec. 1 at San Diego (details in previous item) ... On Dec. 8 vs. Indianapolis, punted five times for a gross average of 50.6 and a net of 42.6, including a 70-yarder ... Punted two-for-86 (43.0 gross) on Dec. 15 at Pittsburgh before leaving with season-ending injuries.

**Previous seasons:** **2009**—His 43.2-yard gross average tied Bengals' second-best since 1999 ... Had 36.3 net average, and in 10 previous seasons, only once did a Bengals punter better that mark ... Had 24 inside-20 kicks and only 10 touchbacks ... Made regular-season debut Sept. 13 vs. Denver, averaging 39.7 yards on seven punts, with season-best five inside-20 ... Had two key punts in second half of Sept. 20 win at Green Bay, a 48-yarder that went out of bounds at Green Bay four and a 56-yarder to Packers 26 ... Successfully kicked away from AFC punt return leader Joshua Cribbs Nov. 29 vs. Cleveland, denying a return while averaging 42.0 yards on six punts with four

inside-20s (one touchback) ... Averaged 48.0 yards on four punts in Wild Card playoff on 1-9-10 vs. N.Y. Jets, with 36.5 net average. **2010**—Averaged 42.1 yards per punt (38.2 net), with 28 inside-20s and six touchbacks ... Had only one touchback in the last 11 games ... Helped Bengals control field position all day in win Sept. 26 at Carolina, as five of his six punts were downed inside-20 (tied career high), including three inside the five ... All three punts on Oct. 3 at Cleveland were downed inside the Browns' 20 ... On Nov. 8 vs. Pittsburgh, had punt downed at Steelers' one but also suffered only career blocked punt due to protection breakdown ... All four punts were downed inside the 20 on Nov. 14 at Indianapolis. **2011**—Averaged 44.2 yards on career-high 91 punts, and 39.2 net was second-best for a Bengals season at that time ... Played all 16 games and in Wild Card playoff ... His 4023 total punting yards set Bengals record, surpassing Lee Johnson's 3954 in 1993 ... Averaged 38.4 yards on five punts Oct. 2 vs. Buffalo, allowing no returns (also 38.4 net), and had two inside-20s with no touchbacks ... Had punt downed at two-yard line Oct. 9 at Jacksonville, helping set up field position for offense's game-winning TD drive ... Had personal season long of 71 yards in Jacksonville game ... Averaged 45.3 yards on seven punts in key win Dec. 4 at Pittsburgh, along with season-best four inside-20 kicks and no touchbacks ... In Wild Card playoff on 1-7-12 at Houston, averaged 48.3 yards on three punts, with one inside-20, no touchbacks and 44.3 net. **2012**—Played in all 16 games and in Wild Card playoff ... Averaged Bengals record 46.6 yards on 76 punts, as well as record 42.0 net ... Gross and net punting averages topped previous club records of 46.2 gross (Dave Lewis in 1970) and 39.3 net (Dale Livingston in 1968) ... Had 33 inside-20 kicks and just seven touchbacks, and his plus-26 differential ranked tied for sixth in NFL ... Averaged 41.3 on four punts Sept. 23 vs. Washington, and his three inside-20s (no touchbacks) included one downed at Redskins two in fourth quarter ... Averaged 47.7 yards on three punts (47.7 net) Sept. 30 at Jacksonville, with two inside-20 kicks, including one downed at the four ... On Nov. 18 at Kansas City, a season-long punt of 69 yards fueled season-bests in gross punt yards (53.7) and net punt yards (48.7), and he had three inside-20s ... In Bengals' playoff-clinching win Dec. 23 at Pittsburgh, averaged 52.7 yards on six punts (48.3 net), and his four inside-20s included one out of bounds at Steelers two ... In Wild Card playoff on 1-5-13 at Houston, averaged 46.6 yards on five kicks (43.8 net), with three inside-20s and no touchbacks.

**Cincinnati all the way:** Huber is only the second player drafted by the Bengals who grew up in Cincinnati and attended both high school and college in the Queen City. He attended McNicholas High School before enrolling at the University of Cincinnati. The first such player was RB Clem Turner, a fourth-round draftee in 1969 who went to Woodward High and then UC. Turner played for the Bengals only in 1969, and also played for Denver from 1970-72.

**College:** Played four seasons (2005-08) at Cincinnati, with 117 of his 124 punts coming in his last two campaigns ... Led the nation in net punting average in both 2007 and '08, and as a junior in '07, his 46.9-yard gross average made him the first UC player to win the official national punting title ... Averaged 45.5 gross yards for his career, becoming eighth player in Division I/FBS history to average 45.0 yards or more for his career ... Had 47 inside-20 kicks for his career, with just 14 touchbacks ... Redshirted (did not play) in 2004.

**Personal:** Hometown is Cincinnati ... Attended McNicholas High School, where he was a three-time all-league selection ... Finance major at University of Cincinnati, twice earning Commissioner's Honor Roll when Bearcats played in Conference USA ... Later made the Big East All-Academic team ... Favorite hobby is golf, and also enjoys snow skiing.

## KEVIN HUBER'S STATISTICS

			PUNTING										SPECIAL TEAMS								
YEAR	TEAM	G-S	NO	YDS	AVG	OPP RET	RET YDS	NET	TB	IN-20	LG	BLK	ST	AT	TT	FF	FR- YDS	BP	BFG	BXP	
2009	Cincinnati	16-0	86	3713	43.2	39	393	36.3	10	24	61	0	2	0	2	0	0-0	0	0	0	
2010	Cincinnati	16-0	71	2992	42.1	26	124	38.2	6	28	72	1	0	0	0	0	0-0	0	0	0	
2011	Cincinnati	16-0	91	4023	44.2	38	273	39.2	9	24	71	0	0	0	0	0	0-0	0	0	0	
2012	Cincinnati	16-0	76	3540	46.6	27	210	42.0	7	33	69	0	0	0	0	0	0-0	0	0	0	
2013	Cincinnati	14-0	66	2982	45.2	25	229	40.5	4	24	75	0	0	0	0	0	0-0	0	0	0	
CAREER		78-0	390	17,250	44.2	155	1229	39.1	36	133	75	1	2	0	2	0	0-0	0	0	0	
			PASSING										RUSHING								
YEAR	TEAM		ATT	CMP	YDS	TD	INT	LG	SKD-YDS	RAT			ATT	YDS	AVG	LG	TD				
2009	Cincinnati		—	—	—	—	—	—	—	—			1	0	0.0	0	0				
2012	Cincinnati		—	—	—	—	—	—	—	—			1	-1	-1.0	-1	0				
2013	Cincinnati		—	—	—	—	—	—	—	—			1	0	0.0	0	0				
CAREER			—	—	—	—	—	—	—	—			3	-1	-0.3	0	0				

PUNTING SINGLE-GAME HIGHS: NUMBER—9 (three times; most recently 11-17-13 vs. Cleveland). YARDS—408 (11-17-13 vs. Cleveland). AVERAGE (minimum four punts)—55.5 (12-1-13 at San Diego). NET AVERAGE (minimum four punts)—55.5 (12-1-13 at San Diego). INSIDE-20s—5 (two times; most recently 9-26-10 at Carolina). LONG—75 (12-1-13 at San Diego).

## POSTSEASON

			PUNTING										SPECIAL TEAMS							
YEAR	TEAM	G-S	NO	YDS	AVG	OPP RET	RET YDS	NET	TB	IN-20	LG	BLK	ST	AT	TT	FF	FR- YDS	BP	BFG	BXP
2009	Cincinnati	1-0	4	192	48.0	2	26	36.5	1	0	56	0	—	—	—	—	—	—	—	—
2011	Cincinnati	1-0	3	145	48.3	3	12	44.3	0	1	55	0	—	—	—	—	—	—	—	—
2012	Cincinnati	1-0	5	233	46.6	2	14	43.8	0	3	53	0	—	—	—	—	—	—	—	—
2013	Cincinnati	0-0	DID NOT PLAY*										DID NOT PLAY*							
CAREER		3-0	12	570	47.5	7	52	41.5	1	4	56	0	—	—	—	—	—	—	—	—

\* NOTE: Huber was on the Reserve/Injured list for one postseason game with Cincinnati in 2013.

## CAREER GAME-BY-GAME


			PUNTING									
DATE	OPPONENT		NO	YDS	AVG	OPP RET	RET YDS	NET	TB	IN-20	LG	BLK
2009 / CINCINNATI												
9-13	DENVER		7	278	39.7	3	17	37.3	0	5	55	0
9-20	at Green Bay		4	185	46.3	0	0	41.3	1	2	61	0
9-27	PITTSBURGH		5	204	40.8	0	0	36.8	1	1	54	0
10-4	at Cleveland		9	406	45.1	6	120	31.8	0	2	57	0
10-11	at Baltimore		4	160	40.0	2	1	39.8	0	1	50	0
10-18	HOUSTON		7	335	47.9	5	47	41.1	0	1	58	0
10-25	CHICAGO		1	36	36.0	0	0	36.0	0	0	36	0
11-1	— BYE —											
11-8	BALTIMORE		5	232	46.4	3	12	40.0	1	1	51	0
11-15	at Pittsburgh		4	166	41.5	2	30	34.0	0	1	50	0
11-22	at Oakland		4	199	49.8	3	17	40.5	1	0	54	0
11-29	CLEVELAND		6	252	42.0	0	0	38.7	1	4	52	0
12-6	DETROIT		4	176	44.0	2	21	33.8	1	2	54	0
12-13	at Minnesota		7	287	41.0	5	60	32.4	0	0	48	0
12-20	at San Diego		5	233	46.6	3	5	37.6	2	0	50	0
12-27	KANSAS CITY		7	289	41.3	1	4	35.0	2	2	55	0
1-3	at N.Y. Jets		7	275	39.3	4	59	26.7	0	2	54	0
Postseason												
1-9	vs. N.Y. Jets		4	192	48.0	2	26	36.5	1	0	56	0
2010 / CINCINNATI												
9-12	at New England		3	139	46.3	1	4	38.3	1	0	57	0
9-19	BALTIMORE		8	353	44.1	5	31	37.8	1	0	59	0
9-26	at Carolina		6	249	41.5	0	0	38.2	1	5	51	0
10-3	at Cleveland		3	116	38.7	0	0	38.7	0	3	50	0
10-10	TAMPA BAY		6	308	51.3	2	17	41.8	2	1	72	0
10-17	— BYE —											
10-24	at Atlanta		3	125	41.7	0	0	41.7	0	2	47	0
10-31	MIAMI		9	359	39.9	4	28	36.8	0	3	61	0
11-8	PITTSBURGH		4	166	41.5	1	0	33.2	0	1	50	1
11-14	at Indianapolis		4	161	40.3	2	5	39.0	0	4	52	0
11-21	BUFFALO		2	71	35.5	0	0	35.5	0	0	48	0
11-25	at N.Y. Jets		7	290	41.4	4	10	40.0	0	2	57	0
12-5	NEW ORLEANS		2	113	56.5	1	2	55.5	0	2	58	0
12-12	at Pittsburgh		5	217	43.4	2	1	39.2	1	1	67	0
12-19	CLEVELAND		1	34	34.0	0	0	34.0	0	1	34	0
12-26	SAN DIEGO		4	129	32.3	1	12	29.3	0	2	42	0
1-2	at Baltimore		4	162	40.5	3	14	37.0	0	1	53	0

PUNTING											
DATE	OPPONENT	NO	YDS	AVG	OPP RET	RET YDS	NET	TB	IN-20	LG	BLK
2011 / CINCINNATI											
9-11	at Cleveland	8	382	47.8	6	58	38.0	1	2	60	0
9-18	at Denver	5	205	41.0	0	0	37.0	1	2	48	0
9-25	SAN FRANCISCO	7	317	45.3	3	19	39.7	1	3	59	0
10-2	BUFFALO	5	192	38.4	0	0	38.4	0	2	41	0
10-9	at Jacksonville	7	334	47.7	3	3	44.4	1	1	71	0
10-16	INDIANAPOLIS	5	221	44.2	2	5	43.2	0	1	53	0
10-23	— BYE —										
10-30	at Seattle	5	226	45.2	3	38	37.6	0	1	59	0
11-6	at Tennessee	7	308	44.0	2	8	37.1	2	2	57	0
11-13	PITTSBURGH	6	276	46.0	3	15	40.2	1	1	59	0
11-20	at Baltimore	7	270	38.6	3	6	37.7	0	2	56	0
11-27	CLEVELAND	4	191	47.8	3	18	43.3	0	0	58	0
12-4	at Pittsburgh	7	317	45.3	3	65	36.0	0	4	53	0
12-11	HOUSTON	4	186	46.5	4	30	39.0	0	1	56	0
12-18	at St. Louis	5	169	33.8	0	0	33.8	0	0	43	0
12-24	ARIZONA	5	215	43.0	2	-3	39.6	1	1	51	0
1-1	BALTIMORE	4	214	53.5	1	11	45.8	1	1	65	0
Postseason											
1-7	at Houston	3	145	48.3	3	12	44.3	0	1	55	0
2012 / CINCINNATI											
9-10	at Baltimore	4	183	45.8	2	18	41.3	0	1	57	0
9-16	CLEVELAND	3	126	42.0	1	9	39.0	0	3	58	0
9-23	at Washington	4	165	41.3	1	-1	41.5	0	3	56	0
9-30	at Jacksonville	3	143	47.7	0	0	47.7	0	2	58	0
10-7	MIAMI	6	243	40.5	3	15	38.0	0	2	55	0
10-14	at Cleveland	7	354	50.6	2	60	36.3	2	2	65	0
10-21	PITTSBURGH	6	311	51.8	3	10	46.8	1	1	61	0
10-28	— BYE —										
11-4	DENVER	4	206	51.5	2	2	46.0	1	2	60	0
11-11	N.Y. GIANTS	4	193	48.3	2	28	41.3	0	2	57	0
11-18	at Kansas City	6	322	53.7	3	30	48.7	0	3	69	0
11-25	OAKLAND	5	204	40.8	2	17	37.4	0	0	45	0
12-2	at San Diego	3	114	38.0	0	0	38.0	0	3	45	0
12-9	DALLAS	3	136	45.3	2	4	44.0	0	1	50	0
12-13	at Philadelphia	5	194	38.8	1	6	33.6	1	0	49	0
12-23	at Pittsburgh	6	316	52.7	2	6	48.3	1	4	64	0
12-30	BALTIMORE	7	330	47.1	1	6	43.4	1	4	58	0
Postseason											
1-5	at Houston	5	233	46.6	2	14	43.8	0	3	53	0
2013 / CINCINNATI											
9-8	at Chicago	4	193	48.3	2	1	48.0	0	0	53	0
9-16	PITTSBURGH	7	326	46.6	2	37	38.4	1	3	61	0
9-22	GREEN BAY	3	131	43.7	0	0	43.7	0	1	55	0
9-29	at Cleveland	4	155	38.8	1	7	37.0	0	3	43	0
10-6	NEW ENGLAND	6	275	45.8	4	43	38.7	0	2	57	0
10-13	at Buffalo	5	206	41.2	2	10	39.2	0	3	50	0
10-20	at Detroit	4	189	47.3	2	1	47.0	0	1	50	0
10-27	N.Y. JETS	3	161	53.7	2	10	50.3	0	1	58	0
10-31	at Miami	4	154	38.5	0	0	38.5	0	4	50	0
11-10	at Baltimore	6	223	37.2	3	17	34.3	0	0	49	0
11-17	CLEVELAND	9	408	45.3	3	25	40.3	1	3	66	0
11-24	— BYE —										
12-1	at San Diego	4	222	55.5	1	0	55.5	0	2	75	0
12-8	INDIANAPOLIS	5	253	50.6	1	0	42.6	2	1	70	0
12-15	at Pittsburgh	2	86	43.0	2	78	4.0	0	0	48	0
12-22	MINNESOTA										
12-29	BALTIMORE										
Postseason											
1-5	SAN DIEGO										

RESERVE / INJURED  
RESERVE / INJURED

RESERVE / INJURED





## HUNT, MARGUS

DE #99

Height: 6-8  
Weight: 290  
College: Southern Methodist  
Experience: 2nd-year player in 2014

2013 games-starts: 10-0  
Career games-starts: 10-0  
Born: 7-14-87  
Hometown: Karksi-Nuia (Estonia)  
Acquired: D2b'13

*Hunt brings rare potential and an intriguing personal story to Bengals' plans for continued improvement of defense in 2014 ... Played in 10 games as a rookie last season, including the last eight, and also played in Wild Card playoff ... Native of Estonia, in northern Europe, he earned international honors as a track thrower (discus, shot and hammer) before coming to U.S. on an SMU track scholarship ... When SMU track program disbanded, he joined the football team and became an immediate factor, despite lacking any gridiron experience ... Used his superior height and agility to block 17 career place kicks, including an NCAA-record 10 blocked FGs ... Closed college career with 16.5 sacks.*

Career transactions: Selected by Cincinnati in second round of 2013 NFL Draft (53rd overall) ... Signed with Bengals on 5-22-13.

2013 highlights: Played in 10 games (Games 5 and 8-16), with four tackles, a shared sack and seven QB pressures ... Was inactive (coaches' decision) for Games 1-4 and 6-7 ... Made NFL debut in Game 5 on Oct. 6 vs. New England, and was credited by coaches with two QB pressures ... Had one tackle, the first of his career, on Oct. 27 vs. Jets ... Three QB pressures Dec. 8 vs. Indianapolis ... On Dec. 29 vs. Baltimore, had eight-yard shared sack of Joe Flacco and added two QB pressures ... Played in all four preseason games, recording 10 tackles and one sack.

College: Played four seasons (2009-12) at SMU, appearing in 53 games with 27 starts ... In addition to 16.5 sacks, he had 28 tackles-for-loss on rushing

plays ... His 17 blocked kicks rank second-most in NCAA history, and his 10 blocks of FG attempts set NCAA mark, surpassing total of eight set by James Ferebee of New Mexico State from 1978-81 ... Key player in SMU's return to football success, playing on bowl teams in all four of his seasons, with three wins ... Started 12 games at DE as a senior and capped his career with MVP honors in Sheraton Hawaii Bowl ... In 43-10 Hawaii Bowl rout of Fresno State, had two sacks, three tackles-for-loss and two forced fumbles (Mustangs recovered both) ... Led team in sacks (eight) as a senior, nearly doubling his 8.5 total from his first three seasons ... First-team All-Conference USA selection, and played in Senior Bowl ... As freshman in 2009, set NCAA freshman record with seven blocked kicks and fell one short of NCAA season record for blocked kicks by any player.

Track and field accomplishments: In 2006, at age 18, won Estonia's first two gold medals in the World Junior Track and Field Championships, with a discus throw of 67.32 meters and a shot put of 20.53 meters ... First athlete in event's history to win gold medals in both discus and shot ... Qualified four times (2003-06) for World Junior Championships, and in 2005, he won gold medal in European Junior Championships with discus throw of 62.19 meters.

Personal: Hometown is Karksi-Nuia, Estonia ... Business major at SMU ... Has taken piano lessons, and plans to continue ... First name is pronounced "MAR-guss."

### MARGUS HUNT'S STATISTICS


			DEFENSE							INTERCEPTIONS					SCORING				
YEAR	TEAM	G-S	ST	AT	TT	SKS-YDS	PD	FF	FR-YDS	NO	YDS	AVG	LG	TD	TD	TD-IntRt	TD-FRRt	S	PTS
2013	Cincinnati	10-0	2	2	4	0.5-4	0	0	0-0	—	—	—	—	—	—	—	—	—	—
CAREER		10-0	2	2	4	0.5-4	0	0	0-0	—	—	—	—	—	—	—	—	—	—

### POSTSEASON

			DEFENSE							INTERCEPTIONS					SCORING				
YEAR	TEAM	G-S	ST	AT	TT	SKS-YDS	PD	FF	FR-YDS	NO	YDS	AVG	LG	TD	TD	TD-IntRt	TD-FRRt	S	PTS
2013	Cincinnati	1-0	0	0	0	0-0	0	0	0-0	—	—	—	—	—	—	—	—	—	—
CAREER		1-0	0	0	0	0-0	0	0	0-0	—	—	—	—	—	—	—	—	—	—

### 2013 REGULAR-SEASON GAME-BY-GAME

		DEFENSE								INTERCEPTIONS				
DATE	OPPONENT	ST	AT	TT	SKS-YDS	INT-YDS	PD	FF	FR-YDS	NO	YDS	AVG	LG	TD
9-8	at Chicago					INACTIVE								
9-16	PITTSBURGH					INACTIVE								
9-22	GREEN BAY					INACTIVE								
9-29	at Cleveland					INACTIVE								
10-6	NEW ENGLAND	0	0	0	0-0	0-0	0	0	0-0	—	—	—	—	—
10-13	at Buffalo					INACTIVE								
10-20	at Detroit					INACTIVE								
10-27	N.Y. JETS	1	0	1	0-0	0-0	0	0	0-0	—	—	—	—	—
10-31	at Miami	0	0	0	0-0	0-0	0	0	0-0	—	—	—	—	—
11-10	at Baltimore	0	0	0	0-0	0-0	0	0	0-0	—	—	—	—	—
11-17	CLEVELAND	0	1	1	0-0	0-0	0	0	0-0	—	—	—	—	—
11-24	— BYE —													
12-1	at San Diego	0	0	0	0-0	0-0	0	0	0-0	—	—	—	—	—
12-8	INDIANAPOLIS	0	0	0	0-0	0-0	0	0	0-0	—	—	—	—	—
12-15	at Pittsburgh	0	0	0	0-0	0-0	0	0	0-0	—	—	—	—	—
12-22	MINNESOTA	1	0	1	0-0	0-0	0	0	0-0	—	—	—	—	—
12-29	BALTIMORE	0	1	1	0.5-4	0-0	0	0	0-0	—	—	—	—	—
TOTALS		2	2	4	0.5-4	0-0	0	0	0-0	—	—	—	—	—



# ILOKA, GEORGE

S #43

Height: 6-4

Weight: 220

College: Boise State

Experience: 3rd-year player in 2014

2013 games-starts: 16-16

Career games-starts: 23-16

Born: 3-31-90

Hometown: Houston, Texas

Acquired: D5c'12

A third-year NFL player for 2014, Iloka has made steady progress since being selected in fifth round of '12 draft ... Earned starting SS job in 2013 and led secondary with 67 tackles while recording eight passes defended ... Had two takeaways Dec. 1 at San Diego and had first career INT Dec. 22 vs. Minnesota ... Exhibits great range and speed, and uses his length as an advantage in coverage ... A durable performer in college, Iloka played in 53 college games at Boise State with 45 starts ... Broncos went 50-3 in his four-year career.

Career transactions: Selected by Cincinnati in fifth round of 2012 NFL Draft (167th overall) ... Signed with Bengals on 5-10-12.

2013 highlights: Started Games 1-16 and Wild Card playoff at SS ... Had one INT, two forced fumbles, a fumble recovery and eight passes defended ... Made first career start Sept. 8 at Chicago, logging four tackles ... Three tackles Sept. 16 vs. Pittsburgh, including big stop in third quarter, when he forced a punt by stopping RB Isaac Redman for a one-yard gain on a third-and-two play ... On Sept. 29 at Cleveland, tied for secondary lead with six tackles, led team in passes defended (two) ... Three tackles Oct. 6 vs. New England, and forced an Aaron Dobson fumble (Patriots recovered) ... Led secondary with eight tackles (second on team) Oct. 13 at Buffalo ... Led secondary with seven tackles Oct. 20 at Detroit ... On Dec. 1 at San Diego, he recovered an Antonio Gates fumble at Bengals 18 on game's opening drive, and he forced a Keenan Allen fumble that Bengals recovered in fourth quarter ... Had three tackles Dec. 8 vs. Indianapolis before leaving game in third quarter due to hit to the head ... Six tackles Dec. 15 at Pittsburgh ... Had first career INT Dec. 22 vs. Minnesota, catching deflected

ball while lying on turf at Bengals' 25 following mid-air battle for pass ... Two tackles in Wild Card playoff on 1-5-14 vs. San Diego.

2012: Played in seven games (Games 1-4, 7 and 9-10) and had two special teams tackles ... Inactive for Games 5-6, 8 and 11-16 ... Made NFL debut Sept. 10 at Baltimore, playing on special teams (no stats) ... Tied for team lead with two special teams tackles Sept. 16 vs. Cleveland.

College: Played four seasons (2008-11) at Boise State, seeing action in every game, and starting every game his last three seasons ... Helped Broncos finish from 2008-11 with AP national rankings of No. 11, No. 4, No. 10 and No. 8 ... Started 11 games at FS and two at CB as senior in 2011 as BSU posted 12-1 record, outscoring foes by an average of 44-19 ... Earned All-Mountain West Conference first-team honors from league coaches as a senior and closed career with berth in Senior Bowl ... Earned All-Western Athletic Conference first-team honors as a junior as BSU went 12-1, as he helped BSU rank second nationally in fewest yards (254.7) and points (12.8) allowed per game ... In 2008, was youngest player in the WAC at 17, and played in every game with five starts for team that went 12-0 before losing to TCU in Poinsettia Bowl.

Personal: Hometown is Houston, Texas ... Attended Kempner High School, where he was an all-league selection and team captain as a senior ... Played primarily WR as a prep junior ... General studies major at Boise State ... Enjoys dining out, movies and internet shopping ... Last name is pronounced "ie(rhymes with 'tie')-LO-kuh."

## GEORGE ILOKA'S STATISTICS

			DEFENSE							INTERCEPTIONS					SCORING						
YEAR	TEAM	G-S	ST	AT	TT	SKS-YDS	PD	FF	FR-YDS	NO	YDS	AVG	LG	TD	TD	TD-IntRt	TD-FRRt	S	PTS		
2012	Cincinnati	7-0	0	0	0	0-0	0	0	0-0	0	0	—	—	0	—	—	—	—	—		
2013	Cincinnati	16-16	43	24	67	0-0	8	2	1-0	1	-1	-1.0	-1	0	—	—	—	—	—		
CAREER		23-16	0	0	0	0-0	0	0	0-0	1	-1	-1.0	-1	0	—	—	—	—	—		
		SPECIAL TEAMS								KICKOFF RETURNS						PUNT RETURNS					
YEAR	TEAM	ST	AT	TT	FF	FR-YDS	BP	BFG	BXP	NO	YDS	AVG	FC	LG	TD	NO	YDS	AVG	FC	LG	TD
2012	Cincinnati	2	0	2	0	0-0	0	0	0	—	—	—	—	—	—	—	—	—	—	—	—
CAREER		2	0	2	0	0-0	0	0	0	—	—	—	—	—	—	—	—	—	—	—	—

## POSTSEASON

			DEFENSE						INTERCEPTIONS						SCORING				
YEAR	TEAM	G-S	ST	AT	TT	SKS-YDS	PD	FF	FR-YDS	NO	YDS	AVG	LG	TD	TD	TD-IntRt	TD-FRRt	S	PTS
2012	Cincinnati	1-0	0	0	0	0-0	0	0	0-0	—	—	—	—	—	—	—	—	—	—
2013	Cincinnati	1-1	2	0	2	0-0	0	0	0-0	—	—	—	—	—	—	—	—	—	—
CAREER		2-1	2	0	2	0-0	0	0	0-0	—	—	—	—	—	—	—	—	—	—

## 2013 REGULAR-SEASON GAME-BY-GAME

		DEFENSE								INTERCEPTIONS					
DATE	OPPONENT	ST	AT	TT	SKS-YDS	INT-YDS	PD	FF	FR-YDS	NO	YDS	AVG	LG	TD	
9-8	at Chicago	3	1	4	0-0	0-0	0	0	0-0	0	0	—	—	0	
9-16	PITTSBURGH	1	2	3	0-0	0-0	0	0	0-0	0	0	—	—	0	
9-22	GREEN BAY	2	1	3	0-0	0-0	1	0	0-0	0	0	—	—	0	
9-29	at Cleveland	5	1	6	0-0	0-0	2	0	0-0	0	0	—	—	0	
10-6	NEW ENGLAND	1	2	3	0-0	0-0	0	1	0-0	0	0	—	—	0	
10-13	at Buffalo	4	4	8	0-0	0-0	0	0	0-0	0	0	—	—	0	
10-20	at Detroit	6	1	7	0-0	0-0	0	0	0-0	0	0	—	—	0	
10-27	N.Y. JETS	1	1	2	0-0	0-0	1	0	0-0	0	0	—	—	0	
10-31	at Miami	6	0	6	0-0	0-0	0	0	0-0	0	0	—	—	0	
11-10	at Baltimore	2	2	4	0-0	0-0	0	0	0-0	0	0	—	—	0	
11-17	CLEVELAND	1	3	4	0-0	0-0	1	0	0-0	0	0	—	—	0	
11-24	— BYE —														
12-1	at San Diego	4	2	6	0-0	0-0	0	1	1-0	0	0	—	—	0	
12-8	INDIANAPOLIS	2	1	3	0-0	0-0	0	0	0-0	0	0	—	—	0	
12-15	at Pittsburgh	4	2	6	0-0	0-0	1	0	0-0	0	0	—	—	0	
12-22	MINNESOTA	1	1	2	0-0	1-(-1)	1	0	0-0	1	-1	-1.0	-1	0	
12-29	BALTIMORE	0	0	0	0-0	0-0	1	0	0-0	0	0	—	—	0	
TOTALS		43	24	67	0-0	1-(-1)	8	2	1-0	1	-1	-1.0	-1	0	



**JOHNSON, T.J.**

**C #60**

**Height:** 6-4

**Weight:** 310

**College:** South Carolina

**Experience:** 1st-year player in 2014

**2013 games-starts:** 0-0

**Career games-starts:** 0-0

**Born:** 7-17-90

**Hometown:** Aynor, S.C.

**Acquired:** D7b'13

*A first-year NFL player for 2014, Johnson spent his full rookie season on Bengals practice squad ... A durable and powerful four-year starter at South Carolina, Johnson was also known for his consistency, smarts and work ethic ... Started South Carolina record of 53 consecutive games between guard and center ... A standout in the weight room, he twice earned team's annual award for outstanding effort.*

**Career transactions:** Selected by Cincinnati in seventh round of 2013 NFL Draft (251st overall) ... Signed with Bengals on 5-10-13 ... Waived by Bengals on 8-31-13 ... Signed to Bengals practice squad on 9-1-13 ... Signed to Bengals roster on 1-6-14.

**2013 recap:** On practice squad for Games 1-16 ... Played in all four preseason games.

**College:** Played four seasons (2009-12) at South Carolina, with a redshirt year in 2008 ... Started all 53 possible games of his college career (a school record) ... Played guard his freshman season, before switching to center for his final three seasons ... Helped Gamecocks to 38-15 record, and became only player in school history to start in four wins over archrival Clemson ... Anchored middle of line that paved way for one of SEC's most productive running attacks, which featured All-American HB Marcus Lattimore ... Team captain as a senior in 2012, and named second-team All-SEC by league's coaches.

**Personal:** Hometown is Aynor, S.C. ... Attended Aynor High School, where he earned Associated Press first-team all-state honors as senior ... Graduated from South Carolina with sport and entertainment management degree ... Three-time academic All-SEC, and posted 3.82 grade point average.

*NOTE ABOUT NFL EXPERIENCE: Johnson did not earn an accrued year of experience toward NFL free agency in 2013 because he was not on a 53-player roster, a Reserve/Injured list or a Reserve/Physically Unable to Perform list for the required minimum of six games that season.*

#### **T.J. JOHNSON'S STATISTICS**

##### **GAMES-STARTS**


YEAR	TEAM	GAMES	STARTS
2013	Cincinnati.....	*DID NOT PLAY	
CAREER		0	0

##### **POSTSEASON**

##### **GAMES-STARTS**

YEAR	TEAM	GAMES	STARTS
2013	Cincinnati.....	*DID NOT PLAY	
CAREER		0	0

\* NOTE: Johnson was on the practice squad for 16 regular-season games and one postseason game with Cincinnati in 2013.



## JOINER, BRANDON

**LB #49**

**Height:** 6-3  
**Weight:** 250  
**College:** Arkansas State  
**Experience:** 2nd-year player in 2014

**2013 games-starts:** 0-0  
**Career games-starts:** 0-0  
**Born:** 4-27-89  
**Hometown:** Killeen, Texas  
**Acquired:** CFA'12

*A second-year NFL player for 2014, Joiner seeks first Bengals regular-season action after missing 2013 with a knee ligament tear (ACL) suffered in training camp .... Originally a Bengals college free agent signee for 2012, Joiner missed the season due to off-field concerns, spending year on Reserve/Did Not Report list ... Played two seasons at Arkansas State (2010-11) after spending two seasons ('08-09) at Navarro College (Corsicana, Texas) ... Played as a defensive lineman in college.*

**Career transactions:** Signed with Cincinnati as college free agent on 5-2-12 ... Placed on Bengals Reserve/Did Not Report list on 7-27-12 ... Activated to Bengals roster on 2-4-13 ... Waived (injured) by Bengals on 8-27-13 ... Reverted to Bengals Reserve/Injured list after clearing waivers on 8-28-13.

**2013 recap:** Suffered a knee injury (ACL tear) in practice on Aug. 22 ... Placed on Reserve/Injured list Aug. 28 ... Played in first two preseason games (one tackle).

**2012:** Signed by Bengals following NFL draft, as a college free agent, and participated in early offseason activity, but spent the preseason and regular season on Reserve/Did Not Report list, due to off-field concerns.

**College:** As a senior at Arkansas State in 2011, earned Defensive Player of the Year honors in the Sun Belt Conference after leading the team in sacks (13) and tackles-for-loss (19), and leading the defensive line in tackles (48) ... Helped lead the Red Wolves to 10-3 record and a berth in the GoDaddy.com Bowl ... As a junior, logged 34 tackles, four sacks and 5.5 tackles-for-loss ... As a sophomore, totaled 48 tackles at Navarro College with 11 sacks, eight TFLs and a FR, earning 2009 NJCAA All-America Defensive Honorable Mention and helping lead Navarro to an 11-1 record and a No. 3 final ranking ... Originally signed with Texas A&M out of high school and was redshirted his freshman year.

**Personal:** Hometown is Killeen, Texas ... Attended Shoemaker High School, where he earned all-district and honorable mention Class 5A all-state honors in 2006 ... Named a '06 Top Texas Athlete (No. 64) in high school ... Earned bachelor's degree from Arkansas State in December 2011 ... Enjoys playing piano and guitar.

*NOTE ABOUT NFL EXPERIENCE: Joiner did not earn an accrued year of experience toward NFL free agency in 2012 because he was not on a 53-player roster, a Reserve/Injured list or a Reserve/Physically Unable to Perform list for the required minimum of six games that season.*

### BRANDON JOINER'S STATISTICS

			DEFENSE							INTERCEPTIONS					SCORING				
YEAR	TEAM	G-S	ST	AT	TT	SKS-YDS	PD	FF	FR-YDS	NO	YDS	AVG	LG	TD	TD	TD-IntRt	TD-FRRt	S	PTS
2012	Cincinnati	0-0	DID NOT PLAY*							DID NOT PLAY*					DID NOT PLAY*				
2013	Cincinnati	0-0	DID NOT PLAY*							DID NOT PLAY*					DID NOT PLAY*				
CAREER		0-0	0	0	0	0-0	0	0	0-0	—	—	—	—	—	—	—	—	—	—

### POSTSEASON

			DEFENSE							INTERCEPTIONS					SCORING				
YEAR	TEAM	G-S	ST	AT	TT	SKS-YDS	PD	FF	FR-YDS	NO	YDS	AVG	LG	TD	TD	TD-IntRt	TD-FRRt	S	PTS
2012	Cincinnati	0-0	DID NOT PLAY*							DID NOT PLAY*					DID NOT PLAY*				
2013	Cincinnati	0-0	DID NOT PLAY*							DID NOT PLAY*					DID NOT PLAY*				
CAREER		0-0	0	0	0	0-0	0	0	0-0	—	—	—	—	—	—	—	—	—	—

\* NOTE: Joiner was on the Reserve/Did Not Report list for 16 regular-season games and one postseason game with Cincinnati in 2012. He was on the Reserve/Injured list for 16 regular-season games and one postseason game with Cincinnati in 2013.



## JONES, ADAM

CB #24

Height: 5-10

Weight: 186

College: West Virginia

Experience: 8th-year player in 2014

2013 games-starts: 16-13

Career games-starts: 84-60

Born: 9-30-83

Hometown: Atlanta, Ga.

Acquired: FA'10

*An eighth-year NFL player for 2014, Jones has established himself with the Bengals, having played 45 of his 84 career games for Cincinnati ... In 2013, his fourth Bengals season, he started 13 games at CB or nickel back and remained a contributor on special teams ... Tied for team lead in INTs (three) and led in passes defended (18) ... Assumed starting RCB job following season-ending injury to Leon Hall ... Made two key plays in victory Oct. 6 vs. New England ... Ran an INT back 60 yards for a TD on Oct. 27 vs. Jets ... Has five career punt returns for TDs, second to Chicago's Devin Hester among active players, including one score for Bengals in 2012.*

**Career transactions:** Selected by Tennessee in first round of 2005 NFL Draft (sixth overall) ... Signed with Titans on 8-23-05 ... Re-signed with Titans on 4-26-08 ... Traded by Titans to Dallas on 4-27-08 for Cowboys' fourth-round selection in 2008 NFL Draft ... Waived by Cowboys on 2-9-09 ... Signed with Cincinnati as free agent on 5-10-10 ... Re-signed with Bengals as unrestricted free agent on 3-23-11 ... Re-signed with Bengals as unrestricted free agent on 3-25-13.

**2013 general:** Played in Games 1-16, with 13 starts ... Had 56 tackles, tied for team lead with three INTs, and led team with 18 passes defended ... Also had forced fumble and two fumble recoveries ... 11 punt returns for 8.0 average.

**2013 game highlights:** Started at nickel corner Sept. 16 vs. Pittsburgh and logged five tackles and special teams tackle, plus forced fumble and fumble recovery against TE David Paulson ... Started at RCB in place of Leon Hall on Oct. 6 vs. New England and had an acrobatic, game-sealing INT at Cincinnati 3 with 0:16 to play ... Also vs. New England, made end-zone break-up of pass intended for Julian Edelman on third-and-goal from Cincinnati one, leading Pats to settle for FG and eventual final deficit of 13-6 ... Led secondary with seven tackles Oct. 27 vs. Jets, and scored 60-yard TD on return of an intercepted Geno Smith pass ... Three tackles and two passes defended Oct. 31 at Miami, and recovered a Lamar Miller fumble two yards deep in end zone, returning 43 yards to Bengals 41 ... On Nov. 17 vs. Cleveland, his 27-yard punt return set up a FG just before halftime gun, a score that pushed Bengals to a record 31 points in the quarter ... Three tackles Dec. 8 vs. Indianapolis, and each of his two passes defended came on third down and forced punts ... On Dec. 15 vs. Pittsburgh, intercepted a Ben Roethlisberger pass at Cincinnati two-yard line, and recorded five tackles (two for loss) ... Led secondary with seven tackles in Wild Card Playoff on 1-5-14 vs. San Diego.

**Previous seasons:** **2005**—Primary starter for Tennessee at RCB, he led team in passes defended (12) and logged 53 tackles ... Ranked fourth in NFL in kickoff returns (26.2) and fifth in AFC in punt returns (9.4) ... Named to Pro Football Weekly all-rookie team as punt returner ... Had 85-yard KOR on Nov. 20 vs. Jacksonville ... On Dec. 11 vs. Houston, his 52-yard punt return was Titans' only TD in 13-10 win, and he was named AFC Special Teams Player of the Week. **2006**—Started 15 games for Tennessee ... His four INTs included 83-yard return for TD on Dec. 17 vs. Jacksonville, and his NFL-leading 12.9-yard punt return average included three returns for TDs, tying franchise record ... Second on team in passes defended (14) ... On Oct. 29 vs. Houston, sparked 28-22 win with a 53-yard punt return TD in fourth quarter, and logged his first career INT (off Sage Rosenfels) ... On Nov. 19 at Philadelphia, aided 31-13 win with punt return of 90 yards for TD, a Titans record ... Two INTs off Eli Manning in Nov. 26 comeback vs. N.Y. Giants ... On Dec. 31 vs. New England, had an 81-yard punt return for TD and a 47-yard KOR, and his 259 total kick return yards for the game was the NFL's season high ... Saw spot duty on offense for Titans, gaining eight yards on two rushing attempts and 17 yards on two receptions ... Did not play Nov. 5 at Jacksonville due to team suspension. **2007**—Suspended indefinitely by NFL (player conduct policy) on April 10, and remained on

suspension through entire season. **2008**—Re-signed with Titans on April 26 (while still on suspension), and was traded April 27 to Dallas for fourth-round selection in '08 draft ... Suspension lifted by NFL on Aug. 28, and started for Dallas in Games 1-6 before again being suspended under player conduct policy, missing Games 7-12 ... Reinstated and played in three of the last four games, missing one with neck injury ... Closed season with 33 tackles and 13 passes defended. **2009**—Not with an NFL team. **2010**—Signed as free agent with Bengals in May ... Played in five games, but suffered neck injury Oct. 24 at Atlanta and was placed Oct. 26 on Reserve/Injured list ... In his limited action for Cincinnati, had an INT, a forced fumble and two fumble recoveries, with a fumble return for a TD ... On Oct. 24 at Atlanta, stripped ball from WR Roddy White at Bengals' 41 and ran 59 yards after recovery for a TD to give Bengals a 25-24 lead in third quarter. **2011**—Opened second Bengals season on Reserve/Physically Unable to Perform list, due to rehab from offseason neck surgery ... Made season debut Oct. 30 at Seattle and had 63-yard punt return on his first play, but strained a hamstring, did not return and missed next two games ... For the season, played in eight games, with seven starts at RCB in place of injured Leon Hall, and also started at RCB in Wild Card playoff ... His 63-yard punt return Oct. 30 at Seattle set up a TD and was longest Bengals punt return since 2003 (Peter Warrick, 68 yards) ... Led secondary with six tackles Nov. 20 at Baltimore, including two TD-saving plays — an open-field tackle on WR Torrey Smith, leading to a Nate Clements INT two plays later, and a tackle of RB Ray Rice after 59-yard gain to Bengals six, after which Bengals forced Ravens to settle for FG ... Five tackles and a pass defended in Wild Card playoff on 1-7-12 at Houston. **2012**—Played in all 16 Bengals games and in Wild Card playoff ... Five starts ... Totaled 43 tackles, 11 passes defended (tied for second on team), a sack and a forced fumble ... Made early mark in the return game, taking game's opening punt 81 yards for a TD in eventual seven-point win Sept. 16 vs. Cleveland ... Named AFC Special Teams Player of the Week for his Cleveland performance ... Seventh in NFL in PR average (11.6) for full 2012 season ... On Nov. 11 vs. N.Y. Giants, had a 63-yard punt return to set up a TD ... Also vs. Giants, forced a fumble (Bengals recovered) against RB Ahmad Bradshaw in the red zone ... On Nov. 18 at Kansas City, had a six-yard sack of Brady Quinn that forced punt ... In crucial win Dec. 23 at Pittsburgh, had third-down pass defended that forced punt ... Two tackles and pass defended Dec. 30 vs. Baltimore, with PD forcing punt that set up offensive possession for go-ahead FG ... One tackle and a third-down pass defended in Wild Card playoff on 1-5-13 at Houston.

**College:** Played three seasons (2002-04) at West Virginia before declaring for NFL Draft after his junior year ... First-team All-America selection as a junior by College Football News, after leading team in tackles (76) and posting two sacks and three INTs ... Also as a junior, named Big East Special Teams Player of the Year, averaging 14.6 yards with a TD on punt returns and 23.4 yards on kickoff returns ... For his career, played 36 games with 22 starts, with 201 tackles, eight INTs, 30 total passes defended, two sacks, two fumble recoveries and two forced fumbles.

**Personal:** Hometown is Atlanta, Ga. ... Attended Westlake High School, where as a DB and RB he earned Class 4A all-state honors and was named his conference's player of the year ... Also earned prep All-America honors in basketball, and ran track ... Special education major at West Virginia, and was a member of Athletic Director's Academic Honor roll ... Has two daughters, Zaniyah Christine and Trinity Alexandria ... Hobbies include dirt bike riding, listening to music, and his dog, Macho.

**NOTE ABOUT NFL EXPERIENCE:** Jones did not earn an accrued year of experience toward NFL free agency in 2007 or '09 because he was not on a 53-player roster, a Reserve/Injured list or a Reserve/Physically Unable to Perform list for the required minimum of six games in either season.



## ADAM JONES' STATISTICS

YEAR	TEAM	G-S	DEFENSE							INTERCEPTIONS						SCORING				
			ST	AT	TT	SKS-YDS	PD	FF	FR-YDS	NO	YDS	AVG	LG	TD		TD	TD-IntRt	TD-FRRt	S	PTS
2005	Tennessee	15-13	43	10	53	0-0	12	0	0-0	0	0	—	—	0		*1	0	0	0	6
2006	Tennessee	15-15	54	13	67	1-3	14	1	0-0	4	130	32.5	83t	1		*4	1	0	0	24
2007	Tennessee	0-0				DID NOT PLAY**				DID NOT PLAY**						DID NOT PLAY**				
2008	Dallas	9-6	27	6	33	0-0	13	1	1-21	0	0	—	—	0		0	0	0	0	0
2009	—	0-0				DID NOT PLAY**				DID NOT PLAY**						DID NOT PLAY**				
2010	Cincinnati	5-1	10	3	13	0-0	2	1	1-59	1	10	10.0	10	0		1	0	1	0	6
2011	Cincinnati	8-7	24	7	31	0-0	7	0	0-0	0	0	—	—	0		0	0	0	0	0
2012	Cincinnati	16-5	32	11	43	1-6	11	1	0-0	0	0	—	—	0		*1	0	0	0	6
2013	Cincinnati	16-13	44	12	56	0-0	18	1	2-43	3	60	20.0	60t	1		1	1	0	0	6
TENN. TOTALS			97	23	120	1-3	26	1	0-0	4	130	32.5	83t	1		5	1	0	0	30
DALL. TOTALS			27	6	33	0-0	13	1	1-21	0	0	—	—	0		0	0	0	0	0
CIN. TOTALS			45-26	110	33	143	1-6	38	3	4	70	17.5	60t	1		3	1	1	0	18
CAREER			84-60	234	62	296	2-9	77	5	8	200	25.0	83t	2		8	2	1	0	48

YEAR	TEAM	SPECIAL TEAMS									KICKOFF RETURNS						PUNT RETURNS					
		ST	AT	TT	FF	FR-YDS	BP	BFG	BXP		NO	YDS	AVG	FC	LG	TD	NO	YDS	AVG	FC	LG	TD
2005	Tennessee	1	0	1	0	0-0	0	0	0		43	1127	26.2	0	85	0	29	272	9.4	8	52t	1
2006	Tennessee	0	0	0	0	0-0	0	0	0		20	521	26.1	0	70	0	34	440	12.9	3	90t	3
2008	Dallas	0	0	0	0	0-0	0	0	0		7	155	22.1	0	41	0	21	95	4.5	0	18	0
2010	Cincinnati	0	0	0	0	1-0	0	0	0		7	134	19.1	0	29	0	5	33	6.6	0	27	0
2011	Cincinnati	0	0	0	0	0-0	0	0	0		0	***-12	—	0	-12	0	2	67	33.5	0	63	0
2012	Cincinnati	2	1	3	0	0-0	0	0	0		3	64	21.3	0	31	0	26	301	11.6	0	81t	1
2013	Cincinnati	1	0	1	0	0-0	0	0	0		0	0	—	0	—	0	11	88	8.0	0	27	0
TENN. TOTALS		1	0	1	0	0-0	0	0	0		63	1648	26.2	0	85	0	63	712	11.3	11	90t	4
DALL. TOTALS		0	0	0	0	0-0	0	0	0		7	155	22.1	0	41	0	21	95	4.5	0	18	0
CIN. TOTALS		3	1	4	0	1-0	0	0	0		10	186	18.6	0	31	0	44	489	11.1	0	81t	1
CAREER		4	1	5	0	1-0	0	0	0		80	1989	24.9	0	85	0	128	1296	10.1	11	90t	5

YEAR	TEAM	PASSING															
		ATT	CMP	CMP%	YDS	YDS/ATT	TD	TD%	INT	INT%	LG	SKD-YDS	RAT				
2005	Tennessee	0	0	—	0	—	0	—	0	—	—	1-13	—				
CAREER		0	0	—	0	—	0	—	0	—	—	1-13	—				

YEAR	TEAM	RUSHING						RECEIVING					
		ATT	YDS	AVG	LG	TD		NO	YDS	AVG	LG	TD	
2006	Tennessee	2	8	4.0	7	0		2	31	15.5	17	0	
CAREER		2	8	4.0	7	0		2	31	15.5	17	0	

KICKOFF RETURN SINGLE-GAME HIGHS: RETURNS—7 (for Tennessee; 12-31-06 vs. New England). YARDS—196 (for Tennessee; 11-20-05 vs. Jacksonville). LONG—85 (for Tennessee; 11-20-05 vs. Jacksonville). TOUCHDOWNS—(none).

PUNT RETURN SINGLE-GAME HIGHS: RETURNS—8 (for Tennessee; 12-24-05 at Miami). YARDS—101 (for Tennessee; 12-31-06 vs. New England). LONG—90t (for Tennessee; 11-19-06 at Philadelphia). TOUCHDOWNS—1 (five times; most recently for Cincinnati on 9-16-12 vs. Cleveland).

## POSTSEASON

YEAR	TEAM	G-S	DEFENSE							INTERCEPTIONS						SCORING				
			ST	AT	TT	SKS-YDS	PD	FF	FR-YDS	NO	YDS	AVG	LG	TD		TD	TD-IntRt	TD-FRRt	S	PTS
2007	Tennessee	0-0				DID NOT PLAY**				DID NOT PLAY**						DID NOT PLAY**				
2011	Cincinnati	1-1	3	2	5	0-0	1	0	0-0	—	—	—	—	—		—	—	—	—	—
2012	Cincinnati	1-0	1	0	1	0-0	1	0	0-0	—	—	—	—	—		—	—	—	—	—
2013	Cincinnati	1-1	7	0	7	0-0	0	0	0-0	—	—	—	—	—		—	—	—	—	—
TENN. TOTALS			0	0	0	0-0	0	0	0-0	—	—	—	—	—		—	—	—	—	—
CIN. TOTALS			11	2	13	0-0	2	0	0-0	—	—	—	—	—		—	—	—	—	—
CAREER			3-2	11	2	13	0-0	2	0	—	—	—	—	—		—	—	—	—	—

YEAR	TEAM	SPECIAL TEAMS									KICKOFF RETURNS						PUNT RETURNS					
		ST	AT	TT	FF	FR-YDS	BP	BFG	BXP		NO	YDS	AVG	FC	LG	TD	NO	YDS	AVG	FC	LG	TD
2012	Cincinnati	—	—	—	—	—	—	—	—		4	103	25.8	0	34	0	1	0	0.0	0	0	0
CAREER		—	—	—	—	—	—	—	—		4	103	25.8	0	34	0	1	0	0.0	0	0	0

\* NOTE: Jones scored one TD on a punt return with Tennessee in 2005, three TDs on punt returns with Tennessee in '06, and one TD on a punt return with Cincinnati in '12.

\*\* NOTE: Jones was on the Reserve/Suspended by Commissioner list for 16 regular-season games and one postseason game with Tennessee in 2007. He was not with an NFL team in 2009.

\*\*\* NOTE: Jones received a lateral and lost 12 yards on a kickoff return with Cincinnati in 2011.

## 2013 REGULAR-SEASON GAME-BY-GAME

		DEFENSE								INTERCEPTIONS													
DATE	OPPONENT	ST	AT	TT	SKS-YDS	INT-YDS	PD	FF	FR-YDS	NO	YDS	AVG	LG	TD									
9-8	at Chicago	3	0	3	0-0	0-0	0	0	0-0	0	0	—	—	0									
9-16	PITTSBURGH	5	0	5	0-0	0-0	0	1	1-0	0	0	—	—	0									
9-22	GREEN BAY	4	0	4	0-0	0-0	0	0	0-0	0	0	—	—	0									
9-29	at Cleveland	1	2	3	0-0	0-0	0	0	0-0	0	0	—	—	0									
10-6	NEW ENGLAND	3	0	3	0-0	1-0	2	0	0-0	1	0	0.0	0	0									
10-13	at Buffalo	5	1	6	0-0	0-0	1	0	0-0	0	0	—	—	0									
10-20	at Detroit	1	0	1	0-0	0-0	0	0	0-0	0	0	—	—	0									
10-27	N.Y. JETS	6	1	7	0-0	1-60	2	0	0-0	1	60	60.0	60t	1									
10-31	at Miami	1	2	3	0-0	0-0	2	0	1-43	0	0	—	—	0									
11-10	at Baltimore	1	0	1	0-0	0-0	2	0	0-0	0	0	—	—	0									
11-17	CLEVELAND	2	0	2	0-0	0-0	1	0	0-0	0	0	—	—	0									
11-24	— BYE —																						
12-1	at San Diego	4	2	6	0-0	0-0	1	0	0-0	0	0	—	—	0									
12-8	INDIANAPOLIS	1	2	3	0-0	0-0	2	0	0-0	0	0	—	—	0									
12-15	at Pittsburgh	4	1	5	0-0	1-0	1	0	0-0	1	0	0.0	0	0									
12-22	MINNESOTA	3	1	4	0-0	0-0	2	0	0-0	0	0	—	—	0									
12-29	BALTIMORE	0	0	0	0-0	0-0	2	0	0-0	0	0	—	—	0									
TOTALS		44	12	56	0-0	3-60	18	1	2-43	3	60	20.0	60t	1									
		SPECIAL TEAMS								KICKOFF RETURNS							PUNT RETURNS						
DATE	OPPONENT	ST	AT	TT	FF	FR-YDS	BP	BFG	BXP	NO	YDS	AVG	FC	LG	TD		NO	YDS	AVG	FC	LG	TD	
9-8	at Chicago	0	0	0	0	0-0	0	0	0	—	—	—	—	—	—		1	13	13.0	0	13	0	
9-16	PITTSBURGH	1	0	1	0	0-0	0	0	0	—	—	—	—	—	—		1	6	6.0	0	6	0	
9-22	GREEN BAY	0	0	0	0	0-0	0	0	0	—	—	—	—	—	—		0	0	—	0	—	0	
9-29	at Cleveland	0	0	0	0	0-0	0	0	0	—	—	—	—	—	—		0	0	—	0	—	0	
10-6	NEW ENGLAND	0	0	0	0	0-0	0	0	0	—	—	—	—	—	—		2	10	5.0	0	10	0	
10-13	at Buffalo	0	0	0	0	0-0	0	0	0	—	—	—	—	—	—		2	5	2.5	0	5	0	
10-20	at Detroit	0	0	0	0	0-0	0	0	0	—	—	—	—	—	—		1	8	8.0	0	8	0	
10-27	N.Y. JETS	0	0	0	0	0-0	0	0	0	—	—	—	—	—	—		1	1	1.0	0	1	0	
10-31	at Miami	0	0	0	0	0-0	0	0	0	—	—	—	—	—	—		0	0	—	0	—	0	
11-10	at Baltimore	0	0	0	0	0-0	0	0	0	—	—	—	—	—	—		1	15	15.0	0	15	0	
11-17	CLEVELAND	0	0	0	0	0-0	0	0	0	—	—	—	—	—	—		1	27	27.0	0	27	0	
11-24	— BYE —																						
12-1	at San Diego	0	0	0	0	0-0	0	0	0	—	—	—	—	—	—		1	3	3.0	0	3	0	
12-8	INDIANAPOLIS	0	0	0	0	0-0	0	0	0	—	—	—	—	—	—		0	0	—	0	—	0	
12-15	at Pittsburgh	0	0	0	0	0-0	0	0	0	—	—	—	—	—	—		0	0	—	0	—	0	
12-22	MINNESOTA	0	0	0	0	0-0	0	0	0	—	—	—	—	—	—		0	0	—	0	—	0	
12-29	BALTIMORE	0	0	0	0	0-0	0	0	0	—	—	—	—	—	—		0	0	—	0	—	0	
TOTALS		1	0	1	0	0-0	0	0	0	—	—	—	—	—	—		11	88	8.0	0	27	0	



## JONES, MARVIN

WR #82

**Height:** 6-2  
**Weight:** 198  
**College:** California  
**Experience:** 3rd-year player in 2014

**2013 games-starts:** 16-3  
**Career games-starts:** 27-8  
**Born:** 3-12-90  
**Hometown:** Fontana, Calif.  
**Acquired:** D5b12

*Fifth-round pick in 2012 draft had a breakout '13 and projects as central figure in club's '14 plans ... Second on team in '13 with 10 TDs, including Bengals-record four receiving scores on Oct. 27 vs. Jets ... Along with A.J. Green, became first pair of Bengals teammates to each record at least 10 receiving TDs ... Second on team with 712 receiving yards ... Also had big plays in consecutive wins vs. New England, at Buffalo, and at Detroit ... Set team postseason record for receiving yards (130) in Wild Card playoff vs. San Diego ... Fluid athlete with naturally graceful moves, can make tough catches look routine.*

**Career transactions:** Selected by Cincinnati in fifth round of 2012 NFL Draft (166th overall) ... Signed with Bengals on 5-12-12.

**700 club:** On Oct. 27 vs. the N.Y. Jets, in the Bengal franchise's 700th regular-season game, Jones became the first Bengal with four TD receptions in a game ... Totaled eight receptions for 122 yards (both career highs), and his TD total tied club record for TDs of any variety in a game, equaling mark set previously by RBs Larry Kinnebrew and Corey Dillon ... Became first player on any NFL team to get four receiving TDs in a game since Nov. 18, 2007, when New England's Randy Moss and Dallas' Terrell Owens each had four ... His scores came on receptions from Andy Dalton of nine yards in first quarter, six and 14 yards in second quarter and six yards in third quarter.

**More 2013 highlights:** Played in Games 1-16 (three starts), catching 51-for-712 with 10 TDs and rushing eight-for-65 ... Second on team in receiving yards and total TDs ... Three receptions for 38 yards, including an 11-yard TD, on Sept. 22 vs. Green Bay ... His two-for-39 on Oct. 6 vs. New England included 28-yard gain on third-and-15 from Bengals two, extending drive that wound up going 93 yards for deciding TD ... On Oct. 13 at Buffalo, caught three for 71 yards, with a 10-yard TD and a 34-yard rush on a reverse ... Caught four-for-57 on Oct. 20 at Detroit, with a 12-yard TD catch for 14-10 lead late in second quarter, a play on which he skied above a defender to make catch in end zone and withstood a hard hit on way to the ground ... Also at Detroit, caught an 18-yard pass on third-and-12 to preserve opening drive of second half, culminating in a Bengals TD ... Caught eight-for-122 with a Bengals-record four receiving TDs Oct. 27 vs. the Jets (more detail in previous item) ... Caught three-for-60 on Dec. 8 vs. Indianapolis, with a pair of 29-yard receptions, one for game's first TD

... On Dec. 15 at Pittsburgh, caught five-for-48, with a 13-yard TD on fourth-and-five play in fourth quarter ... Caught six-for-85 and rushed two-for-six on Dec. 22 vs. Minnesota ... On Dec. 29 vs. Baltimore, had 61 yards on five receptions, with a 16-yard TD on an acrobatic, one-handed catch ... In 1-5-14 Wild Card playoff vs. San Diego, his 130 receiving yards (on eight catches) broke record of 120 yards set by Cris Collinsworth vs. N.Y. Jets in 1983.

**2012:** Played in 11 games (Games 1-2, 4, 6-7 and 11-16), with five starts (Games 12-16), and totaled 18 receptions for 201 yards and a TD ... Also three rushes for 47 yards ... Inactive for Games 3 and 5, and for Games 8-10 due to knee injury suffered in Oct. 21 vs. Pittsburgh ... Moved into starting role during season's final stretch, and he caught 10-for-110 over the final two games ... Scored first career TD on 11-yard pass from Andy Dalton on Dec. 30 vs. Baltimore ... Had been primed for a significant role by late October, but missed most of Game 7 as well as Games 8-10 due to knee injury ... One reception for five yards on Sept. 30 at Jacksonville — his first NFL catch ... Suffered knee injury while playing on kickoff return team in first quarter on Oct. 21 vs. Pittsburgh, forcing him out of the game ... Two-for-20 receiving Dec. 2 at San Diego in his first NFL start ... Three catches for 45 yards Dec. 9 vs. Dallas, and had a 37-yard rush on an end-around on Bengals' opening possession, settling up a TD ... Recorded season-highs in catches (five) and yards (65) on Dec. 23 at Pittsburgh ... Caught three-for-34 in Wild Card playoff on 1-5-13 at Houston.

**College:** Played four seasons (2008-11) at California, seeing action in 43 games, and had all 38 of his starts in last three seasons ... Increased receptions and yards totals each year ... His 156 career receptions tied for seventh in school history, his 2270 yards ranked sixth, and his 13 receiving TDs ranked tied for eighth ... Also rushed 11-for-116 (10.5) with a TD ... Averaged 7.3 yards on 14 punt returns, all as a senior ... Caught 62-for-846 with three TDs as a senior.

**Personal:** Hometown is Fontana, Calif. ... Attended Etiwanda High School in Fontana, Calif., where he made California Top 25 prospect list by Rivals.com ... Played CB as well as WR ... Over his final two prep seasons, caught 144 passes for 2349 yards and 22 TDs, and on defense had 133 tackles and seven INTs ... African-American Studies major at Cal ... Has two sons, Marv III and Mareon.

### MARVIN JONES' STATISTICS

			RECEIVING					RUSHING					SCORING					
YEAR	TEAM	G-S	NO	YDS	AVG	LG	TD	ATT	YDS	AVG	LG	TD	TD	TD-R	TD-P	TD-Rt	2-PtC	PTS
2012	Cincinnati	11-5	18	201	11.2	23	1	3	47	15.7	37	0	1	0	1	0	0	6
2013	Cincinnati	16-3	51	712	14.0	45	10	8	65	8.1	34	0	10	0	10	0	0	60
CAREER		27-8	69	913	13.2	45	11	11	112	10.2	37	0	11	0	11	0	0	66

YEAR	TEAM	SPECIAL TEAMS								KICKOFF RETURNS						PUNT RETURNS					
		ST	AT	TT	FF	FR-YDS	BP	BFG	BXP	NO	YDS	AVG	FC	LG	TD	NO	YDS	AVG	FC	LG	TD
2012	Cincinnati	1	0	1	0	0-0	0	0	0	—	—	—	—	—	—	—	—	—	—	—	—
2013	Cincinnati	3	1	4	0	0-0	0	0	0	—	—	—	—	—	—	—	—	—	—	—	—
CAREER		4	1	5	0	0-0	0	0	0	—	—	—	—	—	—	—	—	—	—	—	—


**RECEIVING SINGLE-GAME HIGHS:** RECEPTIONS—5 (two times; most recently 12-30-12 vs. Baltimore). YARDS—65 (12-23-12 at Pittsburgh). LONG—23 (12-23-12 at Pittsburgh). TOUCHDOWNS—1 (12-30-12 vs. Baltimore).

**RUSHING SINGLE-GAME HIGHS:** ATTEMPTS—1 (three times; most recently 12-23-12 at Pittsburgh). YARDS—37 (12-9-12 vs. Dallas). LONG—37 (12-9-12 vs. Dallas). TOUCHDOWNS—(none).

### POSTSEASON

			RECEIVING					RUSHING					SCORING						
YEAR	TEAM	G-S	NO	YDS	AVG	LG	TD	ATT	YDS	AVG	LG	TD	TD	TD-R	TD-P	TD-Rt	2-PtC	PTS	
2012	Cincinnati	1-1	3	34	11.3	15	0	—	—	—	—	—	—	—	—	—	—	—	
2013	Cincinnati	1-0	8	130	16.3	49	0	—	—	—	—	—	—	—	—	—	—	—	
CAREER		2-1	11	164	14.9	49	0	—	—	—	—	—	—	—	—	—	—	—	

CAREER GAME-BY-GAME											
		RECEIVING					RUSHING				
DATE	OPPONENT	NO	YDS	AVG	LG	TD	ATT	YDS	AVG	LG	TD
2012 / CINCINNATI											
9-10	at Baltimore	0	0	—	—	0	0	0	—	—	0
9-16	CLEVELAND	0	0	—	—	0	0	0	—	—	0
9-23	at Washington			INACTIVE				INACTIVE			
9-30	at Jacksonville	1	5	5.0	5	0	0	0	—	—	0
10-7	MIAMI			INACTIVE				INACTIVE			
10-14	at Cleveland	2	21	10.5	16	0	0	0	—	—	0
10-21	PITTSBURGH	0	0	—	—	0	0	0	—	—	0
10-28	— BYE —										
11-4	DENVER			INACTIVE				INACTIVE			
11-11	N.Y. GIANTS			INACTIVE				INACTIVE			
11-18	at Kansas City			INACTIVE				INACTIVE			
11-25	OAKLAND	0	0	—	—	0	0	0	—	—	0
12-2	at San Diego	2	20	10.0	16	0	0	0	—	—	0
12-9	DALLAS	3	45	15.0	17	0	1	37	37.0	37	0
12-13	at Philadelphia	0	0	—	—	0	1	10	10.0	10	0
12-23	at Pittsburgh	5	65	13.0	23	0	1	0	0.0	0	0
12-30	BALTIMORE	5	45	9.0	14	1	0	0	—	—	0
Postseason											
1-5	at Houston	3	34	11.3	15	0	0	0	—	—	0
2013 / CINCINNATI											
9-8	at Chicago	1	7	7.0	7	0	1	14	14.0	14	0
9-16	PITTSBURGH	3	35	11.7	16	0	0	0	—	—	0
9-22	GREEN BAY	3	38	12.7	22	1	0	0	—	—	0
9-29	at Cleveland	0	0	—	—	0	0	0	—	—	0
10-6	NEW ENGLAND	2	39	19.5	28	0	1	8	8.0	8	0
10-13	at Buffalo	3	71	23.7	42	1	1	34	34.0	34	0
10-20	at Detroit	4	57	14.3	18	1	0	0	—	—	0
10-27	N.Y. JETS	8	122	15.3	45	4	0	0	—	—	0
10-31	at Miami	4	66	16.5	26	0	0	0	—	—	0
11-10	at Baltimore	1	2	2.0	2	0	1	7	7.0	7	0
11-17	CLEVELAND	1	9	9.0	9	0	1	-1	-1.0	-1	0
11-24	— BYE —										
12-1	at San Diego	2	12	6.0	9	0	0	0	—	—	0
12-8	INDIANAPOLIS	3	60	20.0	29t	1	1	-3	-3.0	-3	0
12-15	at Pittsburgh	5	48	9.6	13t	1	0	0	—	—	0
12-22	MINNESOTA	6	85	14.2	21	0	2	6	3.0	5	0
12-29	BALTIMORE	5	61	12.2	17	1	0	0	—	—	0
Postseason											
1-5	SAN DIEGO	8	130	16.3	49	0	0	0	—	—	0



## KING, DAVID

DE #76

Height: 6-4  
Weight: 300  
College: Oklahoma  
Experience: 1st-year player in 2014

2013 games-starts: 0-0  
Career games-starts: 0-0  
Born: 12-27-89  
Hometown: Houston, Texas  
Acquired: FA'13

*A first-year NFL player for 2014, King was on Bengals practice squad for most of 2013 ... Entered NFL in '13 as seventh-round draft choice of Philadelphia ... Played in all four Eagles preseason games.*

Career transactions: Selected by Philadelphia in seventh round of 2013 NFL Draft (239th overall) ... Signed with Eagles on 5-10-13 ... Waived by Eagles on 8-30-13 ... Signed to Cincinnati practice squad on 10-22-13 ... Signed to Bengals roster on 1-6-14.

2013: Seventh-round Philadelphia draft choice logged seven tackles (two for-loss) in preseason for Eagles ... Waived in final preseason cuts, and signed to Bengals practice squad following Game 6 ... Closed season on practice squad and signed to 2014 offseason roster.

College: Played 43 games with 21 starts, recording 70 tackles, seven tackles-for-loss and 5.5 sacks ... Second-team All-Big 12 selection as senior ... As junior, had 19-yard fumble return for TD against archrival Texas.

Personal: Hometown is Houston, Texas ... Attended Strake Jesuit Prep High School in Houston, where as a senior he was unanimous district defensive MVP ... Earned degree from Oklahoma in human relations ... Single ... Hobbies include TV, video games, movies and researching.

*NOTE ABOUT NFL EXPERIENCE: King did not earn an accrued year of experience toward NFL free agency in 2013 because he was not on a 53-player roster, a Reserve/Injured list or a Reserve/Physically Unable to Perform list for the required minimum of six games that season.*

### DAVID KING'S STATISTICS

			DEFENSE							INTERCEPTIONS						SCORING				
YEAR	TEAM	G-S	ST	AT	TT	SKS-YDS	PD	FF	FR-YDS	NO	YDS	AVG	LG	TD		TD	TD-IntRt	TD-FRRt	S	PTS
2013	Cincinnati	0-0	DID NOT PLAY*							DID NOT PLAY*						DID NOT PLAY*				
CAREER		0-0	0	0	0	0-0	0	0	0-0	—	—	—	—	—		—	—	—	—	—

### POSTSEASON

			DEFENSE							INTERCEPTIONS						SCORING				
YEAR	TEAM	G-S	ST	AT	TT	SKS-YDS	PD	FF	FR-YDS	NO	YDS	AVG	LG	TD		TD	TD-IntRt	TD-FRRt	S	PTS
2013	Cincinnati	0-0	DID NOT PLAY*							DID NOT PLAY*						DID NOT PLAY*				
CAREER		0-0	0	0	0	0-0	0	0	0-0	—	—	—	—	—		—	—	—	—	—

\* NOTE: King was on the practice squad for nine regular-season games and one postseason game with Cincinnati in 2013.





## KIRKPATRICK, DRE

**CB #27****Height:** 6-2**Weight:** 190**College:** Alabama**Experience:** 3rd-year player in 2014**2013 games-starts:** 14-3**Career games-starts:** 19-3**Born:** 10-26-89**Hometown:** Gadsden, Ala.**Acquired:** D1a'12

*The first of Bengals' two 2012 first-round draft selections, Kirkpatrick increased his role in '13 and looks to challenge for more time in '14 ... Tied for '13 team lead in INTs (three) ... Stepped up after Oct. 20 loss of CB Leon Hall to Achilles injury, and assumed starting LCB role during Terence Newman's late-season absence due to knee injury ... Had first career sack, then an INT, in back-to-back games (Games 11-12) ... Logged a two-INT game in season finale on Dec. 29 vs. Baltimore, with second INT returned 21 yards for TD ... Kirkpatrick was a multiple first-team All-America selection at Alabama and helped lead team in 2011 to its second BCS National Championship in his three years at the school.*

**Career transactions:** Selected by Cincinnati in first round of 2012 NFL Draft (17th overall) ... Signed with Bengals on 5-18-12.

**2013 general:** Played in 14 games (Games 1-2 and 5-16), with starts at LCB in Games 14-16 and Wild Card playoff, in place of injured Terence Newman ... Had 30 tackles on defense and four on special teams ... Had three INTs (one returned for TD), one sack and five passes defended ... Inactive for Games 3-4 due to hamstring injury.

**2013 game highlights:** Two tackles on defense Oct. 20 at Detroit, seeing increased action after injury to CB Leon Hall ... Two tackles Nov. 17 vs. Cleveland, including his first career sack, one-yarder of Jason Campbell ... Won a 50-50 ball from Pro Bowl TE Antonio Gates at Bengals 25 in the third quarter on Dec. 1 at San Diego, and Bengals responded with TD drive to take lead for good at 14-7 ... Led secondary with five tackles on Dec. 8 vs. Indianapolis ... First career start on Dec. 15 at Pittsburgh, subbing for injured Terence Newman, and logged four tackles ... Started Dec. 22 vs. Minnesota and had two tackles

and a pass defended ... Started Dec. 29 vs. Baltimore and had career-high nine tackles (led secondary) with two INTs; the second returned 21 yards for TD in fourth quarter ... Two tackles in Wild Card playoff on 1-5-14 vs. San Diego.

**2012:** Worked his way back from preseason knee injury to make debut in Game 8, Nov. 4 vs. Denver, but a concussion suffered in Game 12 at San Diego, combined with recurrence of knee injury, sidelined him for remainder of season ... Played in five Games (Games 8-12), with two tackles on defense and two on special teams ... Saw first defensive action of his career late in game on Nov. 11 vs. N.Y. Giants (no statistics), replacing injured CB Adam Jones ... Saw his first extensive action on defense on Nov. 18 at Kansas City, logging two tackles.

**College:** Played three seasons (2009-11) at Alabama, helping Tide to 36-4 record that included BCS national championships in '09 (14-0 record) and '11 (13-1 record) ... Entered NFL draft after junior season ... Played in 38 games, with starts in 25 contests (12 as a sophomore and 13 as a junior) ... Totaled 91 tackles, three INTs, 16 passes defended, three forced fumbles, a fumble recovery and a TD on a blocked punt return ... Started all 13 games as a junior for unbeaten BCS national champs ... Had no INTs as a junior (nine passes defended and two forced fumbles), but analysts recognized opponents' reluctance to throw in his area, and he still earned first-team All-America honors from Football Writers Association and Pro Football Weekly, along with second-team nod from Associated Press.

**Personal:** Hometown is Gadsden, Ala. ... Attended Gadsden (Ala.) City High School, where he earned ratings among elite college CB prospects in nation ... Earned All-America honors from Parade, USA Today and Super Prep ... General studies major at Alabama ... First name is pronounced "DRAY."

### DRE KIRKPATRICK'S STATISTICS

YEAR	TEAM	G-S	DEFENSE							INTERCEPTIONS						SCORING				
			ST	AT	TT	SKS-YDS	PD	FF	FR-YDS	NO	YDS	AVG	LG	TD		TD	TD-IntRt	TD-FRRt	S	PTS
2012	Cincinnati	5-0	2	0	2	0-0	0	0	0-0	0	0	—	—	0		0	0	0	0	0
2013	Cincinnati	14-3	21	9	30	1-1	5	0	0-0	3	21	7.0	21t	1		1	1	0	0	6
CAREER		19-3	23	9	32	1-1	5	0	0-0	3	21	7.0	21t	1		1	1	0	0	6

		SPECIAL TEAMS								KICKOFF RETURNS						PUNT RETURNS					
YEAR	TEAM	ST	AT	TT	FF	FR-YDS	BP	BFG	BXP	NO	YDS	AVG	FC	LG	TD	NO	YDS	AVG	FC	LG	TD
2012	Cincinnati	2	0	2	0	0-0	0	0	0	—	—	—	—	—	—	—	—	—	—	—	—
2013	Cincinnati	3	1	4	0	0-0	0	0	0	—	—	—	—	—	—	—	—	—	—	—	—
CAREER		5	1	6	0	0-0	0	0	0	—	—	—	—	—	—	—	—	—	—	—	—

### POSTSEASON

YEAR	TEAM	G-S	DEFENSE							INTERCEPTIONS						SCORING				
			ST	AT	TT	SKS-YDS	PD	FF	FR-YDS	NO	YDS	AVG	LG	TD		TD	TD-IntRt	TD-FRRt	S	PTS
2012	Cincinnati	0-0				DID NOT PLAY*				DID NOT PLAY*						DID NOT PLAY*				
2013	Cincinnati	1-1	2	0	2	0-0	0	0	0-0	—	—	—	—	—		—	—	—	—	—
CAREER		1-1	2	0	2	0-0	0	0	0-0	—	—	—	—	—		—	—	—	—	—

\* NOTE: Kirkpatrick was on the Reserve/Injured list for one postseason game with Cincinnati in 2012.

## 2013 REGULAR-SEASON GAME-BY-GAME

		DEFENSE									INTERCEPTIONS											
DATE	OPPONENT	ST	AT	TT	SKS-YDS	INT-YDS	PD	FF	FR-YDS	NO	YDS	AVG	LG	TD								
9-8	at Chicago	0	0	0	0-0	0-0	0	0	0-0	0	0	—	—	0								
9-16	PITTSBURGH	1	0	1	0-0	0-0	0	0	0-0	0	0	—	—	0								
9-22	GREEN BAY				INACTIVE					INACTIVE												
9-29	at Cleveland				INACTIVE					INACTIVE												
10-6	NEW ENGLAND	0	0	0	0-0	0-0	0	0	0-0	0	0	—	—	0								
10-13	at Buffalo	0	0	0	0-0	0-0	0	0	0-0	0	0	—	—	0								
10-20	at Detroit	2	0	2	0-0	0-0	0	0	0-0	0	0	—	—	0								
10-27	N.Y. JETS	1	1	2	0-0	0-0	0	0	0-0	0	0	—	—	0								
10-31	at Miami	0	1	1	0-0	0-0	0	0	0-0	0	0	—	—	0								
11-10	at Baltimore	0	1	1	0-0	0-0	0	0	0-0	0	0	—	—	0								
11-17	CLEVELAND	2	0	2	1-1	0-0	0	0	0-0	0	0	—	—	0								
11-24	— BYE —																					
12-1	at San Diego	1	0	1	0-0	1-0	1	0	0-0	1	0	0.0	0	0								
12-8	INDIANAPOLIS	5	0	5	0-0	0-0	0	0	0-0	0	0	—	—	0								
12-15	at Pittsburgh	3	1	4	0-0	0-0	0	0	0-0	0	0	—	—	0								
12-22	MINNESOTA	2	0	2	0-0	0-0	1	0	0-0	0	0	—	—	0								
12-29	BALTIMORE	4	5	9	0-0	2-21	3	0	0-0	2	21	10.5	21t	1								
TOTALS		21	9	30	1-1	3-21	5	0	0-0	3	21	7.0	21t	1								
		SPECIAL TEAMS									KICKOFF RETURNS						PUNT RETURNS					
DATE	OPPONENT	ST	AT	TT	FF	FR-YDS	BP	BFG	BXP	NO	YDS	AVG	FC	LG	TD	NO	YDS	AVG	FC	LG	TD	
9-8	at Chicago	1	0	1	0	0-0	0	0	0	—	—	—	—	—	—	—	—	—	—	—	—	
9-16	PITTSBURGH	0	0	0	0	0-0	0	0	0	—	—	—	—	—	—	—	—	—	—	—	—	
9-22	GREEN BAY					INACTIVE				INACTIVE						INACTIVE						
9-29	at Cleveland					INACTIVE				INACTIVE						INACTIVE						
10-6	NEW ENGLAND	0	0	0	0	0-0	0	0	0	—	—	—	—	—	—	—	—	—	—	—	—	
10-13	at Buffalo	1	0	1	0	0-0	0	0	0	—	—	—	—	—	—	—	—	—	—	—	—	
10-20	at Detroit	0	0	0	0	0-0	0	0	0	—	—	—	—	—	—	—	—	—	—	—	—	
10-27	N.Y. JETS	0	0	0	0	0-0	0	0	0	—	—	—	—	—	—	—	—	—	—	—	—	
10-31	at Miami	0	1	1	0	0-0	0	0	0	—	—	—	—	—	—	—	—	—	—	—	—	
11-10	at Baltimore	0	0	0	0	0-0	0	0	0	—	—	—	—	—	—	—	—	—	—	—	—	
11-17	CLEVELAND	0	0	0	0	0-0	0	0	0	—	—	—	—	—	—	—	—	—	—	—	—	
11-24	— BYE —																					
12-1	at San Diego	0	0	0	0	0-0	0	0	0	—	—	—	—	—	—	—	—	—	—	—	—	
12-8	INDIANAPOLIS	1	0	1	0	0-0	0	0	0	—	—	—	—	—	—	—	—	—	—	—	—	
12-15	at Pittsburgh	0	0	0	0	0-0	0	0	0	—	—	—	—	—	—	—	—	—	—	—	—	
12-22	MINNESOTA	0	0	0	0	0-0	0	0	0	—	—	—	—	—	—	—	—	—	—	—	—	
12-29	BALTIMORE	0	0	0	0	0-0	0	0	0	—	—	—	—	—	—	—	—	—	—	—	—	
TOTALS		3	1	4	0	0-0	0	0	0	—	—	—	—	—	—	—	—	—	—	—	—	



## LAMUR, EMMANUEL

LB #59

Height: 6-4

Weight: 240

College: Kansas State

Experience: 3rd-year player in 2014

2013 games-starts: 0-0

Career games-starts: 9-0

Born: 6-8-89

Hometown: West Palm Beach, Fla.

Acquired: CFA'12

A third-year NFL player for 2014, Lamur seeks to make up for lost opportunity from '13 season ... Was in coaches' plans for an expanded role following a promising rookie season, but suffered season-ending shoulder injury in the final preseason game ... Originally a tryout player at 2012 rookie minicamp, he earned a contract and wound up starting eight months later in Wild Card playoff game at Houston ... Opened '12 on Bengals practice squad before elevation to roster for the last nine games.

Career transactions: Signed with Cincinnati as college free agent on 5-14-12 ... Waived by Bengals on 8-31-12 ... Signed to Bengals practice squad on 9-1-12 ... Signed to Bengals roster on 11-2-12.

2013 recap: Placed Aug. 31 on Reserve/Injured list, due to shoulder injury suffered in preseason on Aug. 29 vs. Indianapolis ... Played in three of four preseason games, with one start, logging five tackles.

2012: After opening season on practice squad, was signed to roster and made NFL debut Nov. 4 vs. Denver ... Played in nine games (Games 8-16), with 19 tackles and two passes defended ... Ranked fifth on team in special teams tackles (eight), despite playing in just nine games ... Three tackles and a pass

defended in NFL debut on Nov. 4 vs. Denver, as well as a special teams tackle ... Three tackles on defense and two on special teams on Nov. 11 vs. N.Y. Giants ... Two tackles on defense and two on special teams (tied for team lead) on Nov. 25 vs. Oakland ... On Dec. 13 at Philadelphia, his three tackles included one for loss, and he had a pass defended and one special teams tackle ... Tied for fourth on team in tackles (five) on Dec. 30 vs. Baltimore, and also had special teams tackle ... One tackle in Wild Card playoff on 1-5-13 at Houston.

College: Played in 37 games in three seasons (2009-11) at Kansas State, after spending one season ('08) at Independence (Kan.) Community College ... Twice voted by Kansas State teammates as team captain (2010 and '11) ... Played safety as sophomore, and switched to linebacker during junior season ... Career totals of 197 tackles, including two sacks and 10 tackles-for-loss, with five INTs, 16 passes defended, two forced fumbles and two blocked kicks ... AP Honorable Mention All-Big 12 as a senior.

Personal: Hometown is West Palm Beach, Fla. ... Attended King's Academy, and as a senior earned All-Palm Beach County honors and was honorable mention all-state ... Played at Kansas State with his brother, Sammuell, a quarterback ... Last name is pronounced "luh-MER."


### EMMANUEL LAMUR'S STATISTICS

			DEFENSE							INTERCEPTIONS					SCORING							
YEAR	TEAM	G-S	ST	AT	TT	SKS-YDS	PD	FF	FR-YDS	NO	YDS	AVG	LG	TD	TD	TD-IntRt	TD-FRRt	S	PTS			
2012	Cincinnati	9-0	12	7	19	0-0	2	0	0-0	—	—	—	—	—	—	—	—	—	—			
2013	Cincinnati	0-0	DID NOT PLAY*							DID NOT PLAY*					DID NOT PLAY*							
CAREER		9-0	12	7	19	0-0	2	0	0-0	—	—	—	—	—	—	—	—	—	—			
			SPECIAL TEAMS							KICKOFF RETURNS						PUNT RETURNS						
YEAR	TEAM		ST	AT	TT	FF	FR-YDS	BP	BFG	BXP	NO	YDS	AVG	FC	LG	TD	NO	YDS	AVG	FC	LG	TD
2012	Cincinnati		5	3	8	0	0-0	0	0	0	—	—	—	—	—	—	—	—	—	—	—	—
CAREER			5	3	8	0	0-0	0	0	0	—	—	—	—	—	—	—	—	—	—	—	—

### POSTSEASON

			DEFENSE							INTERCEPTIONS					SCORING						
YEAR	TEAM	G-S	ST	AT	TT	SKS-YDS	PD	FF	FR-YDS	NO	YDS	AVG	LG	TD	TD	TD-IntRt	TD-FRRt	S	PTS		
2012	Cincinnati	1-1	3	1	4	0-0	0	0	0-0	—	—	—	—	—	—	—	—	—	—		
2013	Cincinnati	0-0	DID NOT PLAY*							DID NOT PLAY*					DID NOT PLAY*						
CAREER		1-1	3	1	4	0-0	0	0	0-0	—	—	—	—	—	—	—	—	—	—		
		SPECIAL TEAMS								KICKOFF RETURNS						PUNT RETURNS					
YEAR	TEAM	ST	AT	TT	FF	FR-YDS	BP	BFG	BXP	NO	YDS	AVG	FC	LG	TD	NO	YDS	AVG	FC	LG	TD
2012	Cincinnati	0	1	1	0	0-0	0	0	0	—	—	—	—	—	—	—	—	—	—	—	—
CAREER		0	1	1	0	0-0	0	0	0	—	—	—	—	—	—	—	—	—	—	—	—

\* NOTE: Lamur was on the Reserve/Injured list for 16 regular-season games and one postseason game with Cincinnati in 2013.



**LEWIS, ISAIAH**

**S #41**

**Height:** 5-10  
**Weight:** 211  
**College:** Michigan State  
**Experience:** Rookie in 2014

**2013 games-starts:** 0-0  
**Career games-starts:** 0-0  
**Born:** 10-30-91  
**Hometown:** Indianapolis, Ind.  
**Acquired:** CFA'14

*College free agent signee had decorated career as a safety at Michigan State ... Received various All-Big Ten accolades in each of his three years as a starter ... Finished career with 227 tackles, 26 passes defended and eight INTs ... His 158 INT yards rank 10th in MSU history ... Played in same secondary as 2014 Bengals first-round selection Darqueze Dennard.*


**Career transactions:** Signed with Cincinnati as college free agent on 5-12-14.

**More college highlights:** Played four seasons (2010-13) at Michigan State, appearing in 53 games with 40 starts. **2013**—Played in 13 games with 12 starts as senior, logging 58 tackles and two INTs, and tied for second on team with 10 passes defended ... First-team All-Big Ten selection by coaches and second team by ESPN.com ... Had four tackles in the 100th Rose Bowl game, win over No. 5 Stanford ... Recorded a career-high 13 tackles and a pass defended in Big Ten Championship win over No. 2 Ohio State. **2012**—Started all 13 games and logged a career-high 80 tackles (second on team), two INTs and eight passes defended ... Honorable Mention All-Big Ten selection by

coaches and media ... Had four tackles and an INT in Buffalo Wild Wings Bowl victor over TCU ... Logged 10 tackles and a pass defended against No. 14 Ohio State. **2011**—Started all 14 games and ranked second in Big Ten with four INTs ... Ranked fourth on team with 74 tackles and second with seven passes defended ... Was one of 13 players in NCAA FBS to return two INTs for TDs ... Second-team All-Big Ten selection by coaches and media ... Recipient of team's Most Outstanding Underclass Back Award for defense. **2010**—Appeared in 13 games (one start) as a true freshman and logged 15 tackles ... Named to Rivals.com's Big Ten All-Freshman Team.

**High school:** Attended Ben Davis High School (Indianapolis, Indiana), where he was an Associated Press Class 5A All-State selection as a senior ... Invited to play in 2010 Offense-Defense All-American Bowl in Myrtle Beach, S.C. ... Listen among the nation's top safeties by Rivals.com (No. 19) and Scout.com (No. 20) ... Also was an outfielder and pitcher for Ben Davis baseball team.

**Personal:** Hometown is Indianapolis, Indiana ... Majored in psychology at Michigan State.



## LEWIS-HARRIS, CHRIS

**CB #37****Height:** 5-10**Weight:** 186**College:** Tennessee-Chattanooga**Experience:** 2nd-year player in 2014**2013 games-starts:** 6-0**Career games-starts:** 8-0**Born:** 2-11-89**Hometown:** Smyrna, Ga.**Acquired:** CFA'12

A second-year NFL player for 2014, former college free agent has logged eight games from '12-13 for Bengals ... Also saw postseason action in each year ... Played in six games in '13, including Games 14-16, when he re-joined roster following injury to Terence Newman ... After spending the majority of '12 on Bengals practice squad, gained late roster spot, playing in two regular-season games and Wild Card playoff.

Career transactions: Signed with Cincinnati as college free agent on 7-26-12 ... Waived by Bengals on 8-31-12 ... Signed to Bengals practice squad on 9-1-12 ... Signed to Bengals roster on 9-29-12 ... Waived by Bengals on 10-2-12 ... Signed to Bengals practice squad on 10-4-12 ... Signed to Bengals roster on 12-28-12 ... Waived by Bengals on 8-31-13 ... Signed to Bengals practice squad on 9-1-13 ... Signed to Bengals roster on 9-21-13 ... Waived by Bengals on 11-16-13 ... Signed to Bengals practice squad on 11-19-13 ... Signed to Bengals roster on 12-12-13.

2013 highlights: Played in Games 3-5 and 14-16 on special teams, and had four special teams tackles ... Inactive for Games 6-10 ... On practice squad for Games 1-2 and 11-13 ... One special teams tackle Sept. 29 at Cleveland ... Two special teams tackles Oct. 6 vs. New England, tied for team lead.

2012: Played in all four preseason games, logging 13 tackles, including one sack ... Played in two regular-season games ... Made NFL debut on Sept. 30 at Jacksonville (no statistics) ... One tackle on Dec. 30 vs. Baltimore ... Played in Wild Card playoff on 1-5-13 at Houston (no statistics).

College: Played four seasons at Tennessee-Chattanooga (2008-11) posting 183 tackles, five INTs, 23 passes defended, two forced fumbles and two fumble recoveries ... Redshirted in '07 ... Played in 44 career games (38 starts) ... Was second-team All-Southern Conference as senior, logging career-best 59 tackles with one INT and a forced fumble ... Played both CB and S during career.

Personal: Hometown is Smyrna, Ga. ... Attended Campbell High School, where he was named first-team All-State by Associated Press in Georgia's Class 5A ... Also played WR in high school, and competed in track and field ... Earned degree from Tennessee-Chattanooga in Business and Entrepreneurship in fall of 2011 ... Member of Alpha Phi Alpha fraternity.

*NOTE ABOUT NFL EXPERIENCE: Lewis-Harris did not earn an accrued year of experience toward NFL free agency in 2012 because he was not on a 53-player roster, a Reserve/Injured list or a Reserve/Physically Unable to Perform list for the required minimum of six games that season.*

### CHRIS LEWIS-HARRIS' STATISTICS

			DEFENSE							INTERCEPTIONS					SCORING				
YEAR	TEAM	G-S	ST	AT	TT	SKS-YDS	PD	FF	FR-YDS	NO	YDS	AVG	LG	TD	TD	TD-IntRt	TD-FRRt	S	PTS
2012	Cincinnati	2-0	1	0	1	0-0	0	0	0-0	—	—	—	—	—	—	—	—	—	—
2013	Cincinnati	6-0	0	0	0	0-0	0	0	0-0	—	—	—	—	—	—	—	—	—	—
CAREER		8-0	1	0	1	0-0	0	0	0-0	—	—	—	—	—	—	—	—	—	—

			SPECIAL TEAMS							KICKOFF RETURNS						PUNT RETURNS						
YEAR	TEAM		ST	AT	TT	FF	FR-YDS	BP	BFG	BXP	NO	YDS	AVG	FC	LG	TD	NO	YDS	AVG	FC	LG	TD
2013	Cincinnati		4	0	4	0	0-0	0	0	0	—	—	—	—	—	—	—	—	—	—	—	—
CAREER			4	0	4	0	0-0	0	0	0	—	—	—	—	—	—	—	—	—	—	—	—

### POSTSEASON


			DEFENSE							INTERCEPTIONS					SCORING				
YEAR	TEAM	G-S	ST	AT	TT	SKS-YDS	PD	FF	FR-YDS	NO	YDS	AVG	LG	TD	TD	TD-IntRt	TD-FRRt	S	PTS
2012	Cincinnati	1-0	0	0	0	0-0	0	0	0-0	—	—	—	—	—	—	—	—	—	—
2013	Cincinnati	1-0	0	0	0	0-0	0	0	0-0	—	—	—	—	—	—	—	—	—	—
CAREER		2-0	0	0	0	0-0	0	0	0-0	—	—	—	—	—	—	—	—	—	—

### 2013 REGULAR-SEASON GAME-BY-GAME

DATE	OPPONENT	DEFENSE										INTERCEPTIONS					
		ST	AT	TT	SKS-YDS	INT-YDS	PD	FF	FR-YDS			NO	YDS	AVG	LG	TD	
9-8	at Chicago																
9-16	PITTSBURGH																
9-22	GREEN BAY	0	0	0	0-0	0-0	0	0	0-0			—	—	—	—	—	
9-29	at Cleveland	0	0	0	0-0	0-0	0	0	0-0			—	—	—	—	—	
10-6	NEW ENGLAND	0	0	0	0-0	0-0	0	0	0-0			—	—	—	—	—	
10-13	at Buffalo																
10-20	at Detroit																
10-27	N.Y. JETS																
10-31	at Miami																
11-10	at Baltimore																
11-17	CLEVELAND																
11-24	— BYE —																
12-1	at San Diego																
12-8	INDIANAPOLIS																
12-15	at Pittsburgh	0	0	0	0-0	0-0	0	0	0-0			—	—	—	—	—	
12-22	MINNESOTA	0	0	0	0-0	0-0	0	0	0-0			—	—	—	—	—	
12-29	BALTIMORE	0	0	0	0-0	0-0	0	0	0-0			—	—	—	—	—	
TOTALS		0	0	0	0-0	0-0	0	0	0-0			—	—	—	—	—	



DATE	OPPONENT	SPECIAL TEAMS								KICKOFF RETURNS							PUNT RETURNS					
		ST	AT	TT	FF	FR-YDS	BP	BFG	BXP	NO	YDS	AVG	FC	LG	TD		NO	YDS	AVG	FC	LG	TD
9-8	at Chicago					PRACTICE SQUAD																
9-16	PITTSBURGH					PRACTICE SQUAD																
9-22	GREEN BAY	0	0	0	0	0-0	0	0	0	—	—	—	—	—	—		—	—	—	—	—	—
9-29	at Cleveland	1	0	1	0	0-0	0	0	0	—	—	—	—	—	—		—	—	—	—	—	—
10-6	NEW ENGLAND	2	0	2	0	0-0	0	0	0	—	—	—	—	—	—		—	—	—	—	—	—
10-13	at Buffalo					INACTIVE																
10-20	at Detroit					INACTIVE																
10-27	N.Y. JETS					INACTIVE																
10-31	at Miami					INACTIVE																
11-10	at Baltimore					INACTIVE																
11-17	CLEVELAND					NOT WITH TEAM																
11-24	— BYE —																					
12-1	at San Diego					PRACTICE SQUAD																
12-8	INDIANAPOLIS					PRACTICE SQUAD																
12-15	at Pittsburgh	0	0	0	0	0-0	0	0	0	—	—	—	—	—	—		—	—	—	—	—	—
12-22	MINNESOTA	0	0	0	0	0-0	0	0	0	—	—	—	—	—	—		—	—	—	—	—	—
12-29	BALTIMORE	1	0	1	0	0-0	0	0	0	—	—	—	—	—	—		—	—	—	—	—	—
TOTALS		4	0	4	0	0-0	0	0	0	—	—	—	—	—	—		—	—	—	—	—	—



## LOCKETT, COLIN

WR #15

Height: 5-11

Weight: 188

College: San Diego State

Experience: Rookie in 2014

2013 games-starts: 0-0

Career games-starts: 0-0

Born: 4-5-91

Hometown: Diamond Bar, Calif.

Acquired: CFA'14

*College free agent signee exhibited big-play ability both as receiver and kick returner throughout four-year career at San Diego State ... Leaves SDSU as school's all-time leader in kickoff return yardage with 2216, easily eclipsing old mark of 1505 ... Ranks fourth on school's all-time list in all-purpose yardage (4405) and had 15.4-yard per-catch average ... Had 20 career TDs (16 receiving, three kickoff returns, one rushing) ... Finished 14th on school's all-time reception list (130) and led Aztecs in receptions in a game 15 times for career ... Played defensive back as freshman and moved to receiver prior to sophomore season.*


Career transactions: Signed with Cincinnati as college free agent on 5-12-14.

More college highlights: Played in 48 games with 30 starts over four seasons (2010-13) at San Diego State, with a redshirt year in 2009. **2013**—Played and started 12 games and had 52 catches for 736 yards and five TDs ... Also had 48-yard rushing TD ... Returned 31 kickoffs for 761 yards (24.5) ... Chosen as a team captain by teammates ... Named an Honorable Mention All-Mountain West selection on special teams by coaches and media ... Despite missing one game, led team in all-purpose yards (1549) and TD receptions (five), and ranked second in receptions (52) and receiving yards (736) ... Had a receiving TD in four straight games. **2012**—Played in 12 games with seven starts

for Mountain West championship team ... Had 20 catches for 293 yards and three TDs ... Returned 30 kickoffs for 777 yards (25.9, third in Mountain West), with two returns for TDs ... Named Mountain West Special Teams Player of the Week on Nov. 5 for play at Boise State, when he had three kickoff returns for 141 yards, including 100-yarder for TD, the program's first 100-yard return since 1979. **2011**—Played in all 13 games with 11 starts and had 58 catches for 970 yards and eight TDs (all career-highs) ... Returned 31 kickoffs for 678 yards (21.9) with one return for a TD ... His 1744 all-purpose yards ranked second on team. **2010**—Played 11 games on defense and special teams and logged eight tackles. **2009**—Redshirted.

High school: Attended Diamond Bar (Calif.) High School, where he was an all-league pick on both offense (second-team wide receiver) and defense (first-team defensive back) in his senior year ... Named Diamond Bar defensive player of the year for senior season ... Also participated in track and field and was a Sierra League third-place finisher in 300-meter hurdles as a senior ... All-league academic selection.

Personal: Hometown is Diamond Bar, Calif. ... Brother, Bret, played football at UCLA and has played in NFL with New England ... Majored in communications at San Diego State.



# MANNING, DANIEAL

S #38

Height: 5-11

Weight: 212

College: Abilene Christian

Experience: 9th-year player in 2014

2013 games-starts: 6-6 (6-6 Hou.)

Career games-starts: 112-91

Born: 8-9-82

Hometown: Corsicana, Texas

Acquired: FA'14

*Ninth-year pro joins Bengals for 2014 as a free agent ... Played the last three seasons for Houston, having joined Texans as an unrestricted free agent after five seasons with Chicago ... A second-round Bears draft choice in 2006, he has 112 career NFL games played with 91 starts, and he also has appeared in nine playoff games (all starts) ... His 2013 season was cut short by a knee injury, but he played in 106 of a possible 112 regular-season games over his first seven seasons ... Started for Chicago as a rookie in Super Bowl XLI vs. Indianapolis... Had an INT for Houston vs. Bengals in 2011 playoffs.*

**Career transactions:** Selected by Chicago in second round of 2006 NFL Draft (42nd overall) ... Signed with Bears on 7-7-06 ... Re-signed with Bears on 5-19-10 ... Signed with Houston as unrestricted free agent on 7-31-11 ... Contract terminated on 3-31-14 ... Signed with Cincinnati as free agent on 4-3-14.

**2013:** Started Houston's first six games, but suffered a season-ending knee injury on Oct. 13 vs. St. Louis ... Closed year with 35 tackles, one sack and three passes defended ... Logged nine-yard sack of Philip Rivers in season-opening win Sept. 8 at San Diego ... Seven tackles in win Sept. 15 vs. Tennessee ... Six tackles on Oct. 13 vs. St. Louis, before being sidelined by knee injury in third quarter.

**NFL leader:** In 2008 for Chicago, Manning led the NFL in kickoff return average at 29.7, winning the title by more than a yard over Ellis Hobbs of New England (28.5) ... He had an 83-yarder for a TD on Dec. 11 vs. New Orleans and a 70-yarder on Dec. 22 vs. Green Bay ... Manning's 26.8-yard average for his Bears career ranks second in club history behind Hall of Famer Gale Sayers.

**More from previous seasons:** **2006**—Played in every game with 14 starts as a Chicago rookie, and also started all three postseason games as Bears advanced to Super Bowl XLI vs. Indianapolis ... Tied for team lead in forced fumbles (four), and also had two INTs and one fumble recovery ... In NFL debut, Sept. 10 at Green Bay, intercepted Brett Favre pass (15-yard return) in 26-0 win ... Four tackles Sept. 24 at Minnesota, in first NFL start ... Had a fumble recovery in NFC Championship win on 1-21-07 vs. New Orleans, and made six

tackles in Super Bowl on 2-4-07. **2007**—Played 16 games with 15 starts for Chicago ... On Sept. 16 vs. Kansas City, his 33-yard INT return of a Damon Huard pass in fourth quarter helped seal victory ... Career-best 13 tackles on Dec. 30 vs. New Orleans. **2008**—Led NFL in kickoff return average (see previous item) ... Had 42-yard INT return of David Garrard pass in win Dec. 7 vs. Jacksonville. **2009**—Totaled 77 tackles for Bears, with one INT, two forced fumbles and two fumble recoveries ... Had 10 tackles on Oct. 25 at Bengals ... Had 35-yard INT return of Derek Anderson pass in win Nov. 1 vs. Cleveland. **2010**—Started every game in his final season with Bears, helping club to NFC North title, and started both playoff games ... Six tackles in NFC Championship loss on 1-23-11 vs. Green Bay. **2011**—Signed with Houston as unrestricted free agent ... Started 13 games plus both playoff games for NFC South winner that was first playoff club in Texans history ... Missed three regular-season games due to leg injury ... Blocked a FG try on Oct. 2 vs. Pittsburgh ... Led team with 11 tackles in win Dec. 11 at Bengals, and in Wild Card playoff win on 1-7-12 vs. Bengals, his fourth-quarter INT of Andy Dalton pass set up 45-yard TD drive. **2012**—Started every game and both playoff games for Houston's 12-4 NFC South champs ... Recorded 96 tackles, with three forced fumbles and two INTs ... In win Sept. 30 vs. Tennessee, scored 55-yard TD on INT of Matt Hasselbeck pass in third quarter, giving Texans 21-7 lead ... Logged a forced fumble in three straight games (Games 9-11) ... One tackle, and two KOR for 47 yards in Wild Card playoff win on 1-5-13 vs. Bengals ... In Divisional playoff on 1-13-13 at New England, set AFC Divisional round record for kickoff return yards in a game (216 on four; 54.0-yard average) ... Had 94-yard KOR to Patriots 12 on game's opening kickoff, setting up Houston FG.

**College:** A three-year starter at Abilene Christian, he became school's second-earliest NFL draft selection when Chicago tabbed him in second round ... Played in 30 games and had 159 tackles, two sacks, 11 INTs, six forced fumbles, four fumble recoveries and four blocked kicks.

**Personal:** Hometown is Corsicana, Texas ... Attended Corsicana High School, where he was a second-team All-State selection as a senior ... Also ran track in high school, finishing second in state in 100 meters and triple jump ... First name is pronounced "dan-YELL."

## DANIEAL MANNING'S STATISTICS

			DEFENSE							INTERCEPTIONS					SCORING				
YEAR	TEAM	G-S	ST	AT	TT	SKS-YDS	PD	FF	FR-YDS	NO	YDS	AVG	LG	TD	TD	TD-IntRt	TD-FRRt	S	PTS
2006	Chicago	16-14	46	34	80	0-0	5	4	1-0	2	26	13.0	15	0	0	0	0	0	0
2007	Chicago	16-15	70	28	98	0-0	2	0	0-0	2	33	16.5	33	0	0	0	0	0	0
2008	Chicago	14-1	20	11	31	1-9	4	0	0-0	1	42	42.0	42	0	*1	0	0	0	6
2009	Chicago	15-10	54	23	77	1-11	3	2	2-4	1	35	35.0	35	0	0	0	0	1	2
2010	Chicago	16-16	55	30	85	0-0	5	0	0-0	1	0	0.0	0	0	0	0	0	0	0
2011	Houston	13-13	44	15	59	0-0	4	0	0-0	2	22	11.0	22	0	0	0	0	0	0
2012	Houston	16-16	87	9	96	1-0	8	3	1-1	2	59	29.5	55t	1	1	1	0	0	6
2013	Houston	6-6	31	4	35	1-6	3	0	0-0	0	0	—	—	0	0	0	0	0	0
CHI. TOTALS		77-56	245	126	371	2-20	19	6	3-4	7	136	19.4	42	0	1	0	0	1	8
HOU. TOTALS		35-35	162	28	190	2-6	15	3	1-1	4	81	20.3	55t	1	1	1	0	0	6
CAREER		112-91	407	154	561	4-26	34	9	4-5	11	217	19.7	55t	1	2	1	0	1	14

		SPECIAL TEAMS									KICKOFF RETURNS						PUNT RETURNS					
YEAR	TEAM	ST	AT	TT	FF	FR-YDS	BP	BFG	BXP	NO	YDS	AVG	FC	LG	TD	NO	YDS	AVG	FC	LG	TD	
2006	Chicago	6	2	8	1	0-0	0	0	0	1	20	20.0	0	20	0	—	—	—	—	—	—	
2007	Chicago	0	0	0	0	0-0	0	1	0	3	61	20.3	0	21	0	—	—	—	—	—	—	
2008	Chicago	6	5	11	0	0-0	0	0	0	36	1070	29.7	0	83t	1	—	—	—	—	—	—	
2009	Chicago	2	0	2	0	0-0	0	0	0	28	744	26.6	0	59	0	—	—	—	—	—	—	
2010	Chicago	0	0	0	0	0-0	0	0	0	33	816	24.7	0	62	0	—	—	—	—	—	—	
2011	Houston	0	0	0	0	0-0	0	1	0	13	356	27.4	0	46	0	—	—	—	—	—	—	
2012	Houston	0	0	0	0	0-0	0	0	0	1	18	18.0	0	18	0	—	—	—	—	—	—	
2013	Houston	0	0	0	0	0-0	0	0	0	1	18	18.0	0	18	0	—	—	—	—	—	—	
CHI. TOTALS		14	7	21	1	0-0	0	1	0	101	2711	26.8	0	83t	1	—	—	—	—	—	—	
HOU. TOTALS		0	0	0	0	0-0	0	1	0	15	392	26.1	0	46	0	—	—	—	—	—	—	
CAREER		14	7	21	1	0-0	0	2	0	116	3103	26.8	0	83t	1	—	—	—	—	—	—	

**KICKOFF RETURN SINGLE-GAME HIGHS:** RETURNS—6 (for Chicago; 12-28-08 at Houston). YARDS—187 (for Chicago; 12-28-08 at Houston). LONG—83t (for Chicago; 12-11-08 vs. New Orleans). TOUCHDOWNS—1 (for Chicago; 12-11-08 vs. New Orleans).

## POSTSEASON

			DEFENSE							INTERCEPTIONS						SCORING						
YEAR	TEAM	G-S	ST	AT	TT	SKS-YDS	PD	FF	FR-YDS	NO	YDS	AVG	LG	TD	TD	TD-IntRt	TD-FRRt	S	PTS			
2006	Chicago	3-3	7	4	11	0-0	0	0	0-0	0	0	—	—	0	—	—	—	—	—			
2010	Chicago	2-2	7	1	8	0-0	0	0	0-0	0	0	—	—	0	—	—	—	—	—			
2011	Houston	2-2	13	3	16	0-0	2	0	0-0	1	0	0.0	0	0	—	—	—	—	—			
2012	Houston	2-2	4	3	7	0-0	0	0	0-0	0	0	—	—	0	—	—	—	—	—			
CHI. TOTALS		5-5	14	5	19	0-0	0	0	0-0	0	0	—	—	0	—	—	—	—	—			
HOU. TOTALS		4-4	17	6	23	0-0	2	0	0-0	1	0	0.0	0	0	—	—	—	—	—			
CAREER		9-9	31	11	42	0-0	2	0	0-0	1	0	0.0	0	0	—	—	—	—	—			
			SPECIAL TEAMS							KICKOFF RETURNS						PUNT RETURNS						
YEAR	TEAM		ST	AT	TT	FF	FR-YDS	BP	BFG	BXP	NO	YDS	AVG	FC	LG	TD	NO	YDS	AVG	FC	LG	TD
2006	Chicago		4	0	4	0	1-0	0	0	0	0	0	—	0	—	0	—	—	—	—	—	—
2010	Chicago		0	0	0	0	0-0	0	0	0	2	33	16.5	0	18	0	—	—	—	—	—	—
2011	Houston		0	0	0	0	0-0	0	0	0	4	133	33.3	0	50	0	—	—	—	—	—	—
2012	Houston		0	0	0	0	0-0	0	0	0	6	263	43.8	0	94	0	—	—	—	—	—	—
CHI. TOTALS			4	0	4	0	1-0	0	0	0	2	33	16.5	0	18	0	—	—	—	—	—	—
HOU. TOTALS			0	0	0	0	0-0	0	0	0	10	396	39.6	0	94	0	—	—	—	—	—	—
CAREER			4	0	4	0	1-0	0	0	0	12	429	35.8	0	94	0	—	—	—	—	—	—

\* NOTE: Manning scored a TD on a kickoff return with Chicago in 2008.

## 2013 REGULAR-SEASON GAME-BY-GAME

		DEFENSE									INTERCEPTIONS					
DATE	OPPONENT	ST	AT	TT	SKS-YDS	INT-YDS	PD	FF	FR-YDS	NO	YDS	AVG	LG	TD		
		Houston														
9-9	at San Diego	6	0	6	1-6	0-0	1	0	0-0	—	—	—	—	—		
9-15	TENNESSEE	6	1	7	0-0	0-0	0	0	0-0	—	—	—	—	—		
9-22	at Baltimore	5	0	5	0-0	0-0	1	0	0-0	—	—	—	—	—		
9-29	SEATTLE	3	1	4	0-0	0-0	0	0	0-0	—	—	—	—	—		
10-6	at San Francisco	6	1	7	0-0	0-0	1	0	0-0	—	—	—	—	—		
10-13	ST. LOUIS	5	1	6	0-0	0-0	0	0	0-0	—	—	—	—	—		
10-20	at Kansas City	RESERVE / INJURED									RESERVE / INJURED					
10-27	— BYE —															
11-3	INDIANAPOLIS	RESERVE / INJURED									RESERVE / INJURED					
11-10	at Arizona	RESERVE / INJURED									RESERVE / INJURED					
11-17	OAKLAND	RESERVE / INJURED									RESERVE / INJURED					
11-24	JACKSONVILLE	RESERVE / INJURED									RESERVE / INJURED					
12-1	NEW ENGLAND	RESERVE / INJURED									RESERVE / INJURED					
12-5	at Jacksonville	RESERVE / INJURED									RESERVE / INJURED					
12-15	at Indianapolis	RESERVE / INJURED									RESERVE / INJURED					
12-22	DENVER	RESERVE / INJURED									RESERVE / INJURED					
12-29	at Tennessee	RESERVE / INJURED									RESERVE / INJURED					
TOTALS		31	4	35	1-6	0-0	3	0	0-0	—	—	—	—	—		

		SPECIAL TEAMS								KICKOFF RETURNS							PUNT RETURNS					
DATE	OPPONENT	ST	AT	TT	FF	FR-YDS	BP	BFG	BXP	NO	YDS	AVG	FC	LG	TD	NO	YDS	AVG	FC	LG	TD	
		Houston																				
9-9	at San Diego	—	—	—	—	—	—	—	—	0	0	—	0	—	0	—	—	—	—	—	—	
9-15	TENNESSEE	—	—	—	—	—	—	—	—	0	0	—	0	—	0	—	—	—	—	—	—	
9-22	at Baltimore	—	—	—	—	—	—	—	—	0	0	—	0	—	0	—	—	—	—	—	—	
9-29	SEATTLE	—	—	—	—	—	—	—	—	0	0	—	0	—	0	—	—	—	—	—	—	
10-6	at San Francisco	—	—	—	—	—	—	—	—	0	0	—	0	—	0	—	—	—	—	—	—	
10-13	ST. LOUIS	—	—	—	—	—	—	—	—	1	18	18.0	0	18	0	—	—	—	—	—	—	
10-20	at Kansas City	RESERVE / INJURED								RESERVE / INJURED							RESERVE / INJURED					
10-27	— BYE —																					
11-3	INDIANAPOLIS	RESERVE / INJURED								RESERVE / INJURED							RESERVE / INJURED					
11-10	at Arizona	RESERVE / INJURED								RESERVE / INJURED							RESERVE / INJURED					
11-17	OAKLAND	RESERVE / INJURED								RESERVE / INJURED							RESERVE / INJURED					
11-24	JACKSONVILLE	RESERVE / INJURED								RESERVE / INJURED							RESERVE / INJURED					
12-1	NEW ENGLAND	RESERVE / INJURED								RESERVE / INJURED							RESERVE / INJURED					
12-5	at Jacksonville	RESERVE / INJURED								RESERVE / INJURED							RESERVE / INJURED					
12-15	at Indianapolis	RESERVE / INJURED								RESERVE / INJURED							RESERVE / INJURED					
12-22	DENVER	RESERVE / INJURED								RESERVE / INJURED							RESERVE / INJURED					
12-29	at Tennessee	RESERVE / INJURED								RESERVE / INJURED							RESERVE / INJURED					
TOTALS		—	—	—	—	—	—	—	—	1	18	18.0	0	18	0	—	—	—	—	—	—	



## MAUALUGA, REY

LB #58

Height: 6-2

Weight: 255

College: Southern California

Experience: 6th-year player in 2014

2013 games-starts: 13-13

Career games-starts: 73-72

Born: 1-20-87

Hometown: Eureka, Calif.

Acquired: D2'09

*Second-round pick in 2009 draft is a sixth-year Bengals and NFL player in '14 ... Has played in 73 of a possible 80 games (72 starts) and has finished second on team in tackles each of the last three seasons ... The '13 season was his third as No. 1 MLB, after playing first two seasons at SLB.*

**Career transactions:** Selected by Cincinnati in second round of 2009 NFL Draft (38th overall) ... Signed with Bengals on 7-29-09 ... Re-signed with Bengals as unrestricted free agent on 3-18-13.

**2013 highlights:** Started Games 1-8 and 12-16, and his 110 tackles ranked second on team ... Also had a sack, an INT and three passes defended ... Inactive for Games 9-11 due to a knee injury and a concussion ... Logged nine tackles on Sept. 8 at Chicago ... Team-leading 12 tackles on Sept. 16 vs. Pittsburgh ... Eleven tackles on Sept. 22 vs. Green Bay ... Season-high 14 tackles on Sept. 29 at Cleveland, highest game total of any Bengal except LB Vontaze Burfict ... Ranked second on team with 10 tackles Oct. 6 vs. New England ... Six tackles Oct. 13 at Buffalo ... Ten tackles and a pass defended Oct. 20 at Detroit ... Five tackles including one for a loss Oct. 27 vs. Jets before suffering a knee injury and a concussion ... Returned from injury on Dec. 1 at San Diego and logged 10 tackles, including first sack of the season ... Four tackles on Dec. 8 vs. Indianapolis ... Was second on the team with eight tackles Dec. 15 at Pittsburgh ... Four tackles Dec. 22 vs. Minnesota, and intercepted Matt Cassel pass in fourth quarter, with 14-yard return to Bengals 45 ... Led team with 15 tackles in Wild Card playoff on 1-5-14 vs. San Diego.

**Previous seasons:** **2009**—Earned No. 1 SLB position as Bengals rookie and ranked fifth on team in tackles (80) ... Led team in total forced fumbles (three), with two on defense and one on special teams ... Suffered left ankle fracture in Game 15, Dec. 27 vs. Kansas City, and was placed Dec. 30 on Reserve/Injured list, missing season finale and Wild Card playoff ... Had key forced fumble against HB Ryan Grant in third quarter Sept. 20 at Green Bay, with Bengals recovering at their 38 and driving 62 yards for TD that put Cincinnati ahead to stay ... Also at Green Bay, had sack and forced fumble on Aaron Rodgers (Packers recovered) and six total tackles. **2010**—Tied for club lead with six tackles Sept. 26 at Carolina, including team-best five solos ... Nine tackles (led LBs) Oct. 10 vs. Tampa Bay, including 10-yard sack of Josh Freeman that helped set up game's first TD drive in first quarter ... Led team with 13 tackles Oct. 31 vs. Miami ... On Nov. 25 at N.Y. Jets, had his first pro INT, off Mark Sanchez, with 11-yard return in third quarter ... On Dec. 26 vs. San Diego, had key INT against Philip Rivers, returning 47 yards to San Diego 21 in third quarter, setting up TD drive for 20-10 Cincinnati lead. **2011**—Second on team in tackles (115), despite missing three games with ankle sprain ... Led team in forced fumbles (three) and tied for team lead in combined fumbles forced/recovered

(four) ... On Sept. 25 vs. San Francisco, forced fumble by Frank Gore at Bengals 16 in fourth quarter (Bengals recovered) ... Team-leading 12 tackles Oct. 2 vs. Buffalo ... Team-leading 10 tackles Oct. 9 at Jacksonville, along with key pass defended as Bengals held Jaguars to second-quarter FG after Jacksonville returned INT to Cincinnati two ... Had two forced fumbles (both recovered by Cincinnati) Dec. 11 vs. Houston, including second-quarter play on which he stopped RB Ben Tate for two-yard loss on first-and-goal from Bengals one, recovering the fumble himself ... Set up first Bengals score Dec. 24 vs. Arizona, intercepting John Skelton pass with two-yard return to Cardinals 23 ... Led team with personal season-high 14 tackles on 1-1-12 vs. Baltimore ... Three tackles in Wild Card playoff on 1-7-12 at Houston. **2012**—Started all 16 games and Wild Card playoff ... His total of 152 tackles trailed only WLB Vontaze Burfict ... Had at least a share of team tackles lead in seven games, and logged double-digits in tackles in eight contests ... Also led front seven in passes defended (five) ... Led team in tackles (12) on Sept. 16 vs. Cleveland, and led Sept. 23 at Washington (13) and Oct. 7 vs. Miami (13) ... Also led on Nov. 4 vs. Denver (10), Nov. 11 vs. N.Y. Giants (13) and Nov. 18 at Kansas City (eight, including one sack) ... Second on team with 10 tackles Nov. 25 vs. Oakland, and recovered a fumble ... Five tackles Dec. 13 at Philadelphia, and had key pass defended in end zone that helped force Eagles FG ... Led team with 15 tackles in Wild Card playoff on 1-5-13 at Houston.

**College:** Played 50 games with 34 starts over four seasons (2005-08) at USC ... Earned multiple national honors as senior, and joined Bengals with reputation as one of college ranks' best ever for combination of hard hitting and speed to cover field ... Named freshman All-American in '05, and was first-team All-Pac 10 in final three seasons, topped by consensus All-American honors as senior ... Won '08 Bednarik Award (nation's top defensive player) and was named National Defensive Player of the Year by CBSsports.com ... As senior, was leading tackler (79) on unit that led nation in scoring defense (9.0 points per game) and finished second in fewest yards allowed (221.8) ... Helped lead Trojans to 46-6 record over four seasons.

**Personal:** Parents are native Samoans, and he grew up in a military family ... Born in Oklahoma City, but moved with family as an infant to Honolulu, where he lived until age 12 ... Later lived in Oxnard, Calif., and Eureka, Calif. ... Attended Eureka High School, where he was named a first-team All-American as a senior by both Parade and USA Today ... Spent his 2001 prep freshman year at St. Bonaventure High School in Ventura, Calif. ... Majored in sociology at Southern California ... Has supporting role in 2014 Disney motion picture, "Million Dollar Arm" ... Enjoys traveling, and playing piano and ukulele ... First name is pronounced "RAY" and last name is pronounced "mow(rhymes with 'now')-uh-LOO-guh."

### REY MAUALUGA'S STATISTICS

			DEFENSE							INTERCEPTIONS						SCORING						
YEAR	TEAM	G-S	ST	AT	TT	SKS-YDS	PD	FF	FR-YDS	NO	YDS	AVG	LG	TD	TD	TD-IntRt	TD-FRRt	S	PTS			
2009	Cincinnati	15-15	44	36	80	1-8	2	2	0-0	0	0	—	—	0	—	—	—	—	—			
2010	Cincinnati	16-15	50	31	81	1-10	2	0	0-0	2	58	29.0	47	0	—	—	—	—	—			
2011	Cincinnati	13-13	71	44	115	0-0	3	3	1-0	1	2	2.0	2	0	—	—	—	—	—			
2012	Cincinnati	16-16	92	60	152	1-0	5	0	1-0	0	0	—	—	0	—	—	—	—	—			
2013	Cincinnati	13-13	67	43	110	1-0	3	0	0-0	1	14	14.0	14	0	—	—	—	—	—			
CAREER		73-72	324	214	538	4-18	15	5	2-0	4	74	18.5	47	0	—	—	—	—	—			
			SPECIAL TEAMS							KICKOFF RETURNS						PUNT RETURNS						
YEAR	TEAM		ST	AT	TT	FF	FR-YDS	BP	BFG	BXP	NO	YDS	AVG	FC	LG	TD	NO	YDS	AVG	FC	LG	TD
2009	Cincinnati		3	0	3	1	0-0	0	0	0	—	—	—	—	—	—	—	—	—	—	—	—
2010	Cincinnati		0	1	1	0	0-0	0	0	0	—	—	—	—	—	—	—	—	—	—	—	—
CAREER			3	1	4	1	0-0	0	0	0	—	—	—	—	—	—	—	—	—	—	—	—




## POSTSEASON

			DEFENSE							INTERCEPTIONS						SCORING				
YEAR	TEAM	G-S	ST	AT	TT	SKS-YDS	PD	FF	FR-YDS	NO	YDS	AVG	LG	TD		TD	TD-IntRt	TD-FRRt	S	PTS
2009	Cincinnati	0-0	DID NOT PLAY*							DID NOT PLAY*						DID NOT PLAY*				
2011	Cincinnati	1-1	1	2	3	0-0	0	0	0-0	—	—	—	—	—		—	—	—	—	—
2012	Cincinnati	1-1	12	3	15	0-0	0	0	0-0	—	—	—	—	—		—	—	—	—	—
2013	Cincinnati	1-1	12	3	15	0-0	0	0	0-0	—	—	—	—	—		—	—	—	—	—
CAREER		3-3	25	8	33	0-0	0	0	0-0	—	—	—	—	—		—	—	—	—	—

\* NOTE: Maualuga was on the Reserve/Injured list for one postseason game with Cincinnati in 2009.

## 2013 REGULAR-SEASON GAME-BY-GAME

		DEFENSE									INTERCEPTIONS					
DATE	OPPONENT	ST	AT	TT	SKS-YDS	INT-YDS	PD	FF	FR-YDS	NO	YDS	AVG	LG	TD		
9-8	at Chicago	6	3	9	0-0	0-0	0	0	0-0	0	0	—	—	0		
9-16	PITTSBURGH	8	4	12	0-0	0-0	0	0	0-0	0	0	—	—	0		
9-22	GREEN BAY	9	2	11	0-0	0-0	0	0	0-0	0	0	—	—	0		
9-29	at Cleveland	6	8	14	0-0	0-0	0	0	0-0	0	0	—	—	0		
10-6	NEW ENGLAND	6	4	10	0-0	0-0	0	0	0-0	0	0	—	—	0		
10-13	at Buffalo	2	4	6	0-0	0-0	0	0	0-0	0	0	—	—	0		
10-20	at Detroit	6	4	10	0-0	0-0	1	0	0-0	0	0	—	—	0		
10-27	N.Y. JETS	2	3	5	0-0	0-0	0	0	0-0	0	0	—	—	0		
10-31	at Miami				INACTIVE											
11-10	at Baltimore				INACTIVE											
11-17	CLEVELAND				INACTIVE											
11-24	— BYE —															
12-1	at San Diego	6	4	10	1-0	0-0	0	0	0-0	0	0	—	—	0		
12-8	INDIANAPOLIS	3	1	4	0-0	0-0	0	0	0-0	0	0	—	—	0		
12-15	at Pittsburgh	5	3	8	0-0	0-0	0	0	0-0	0	0	—	—	0		
12-22	MINNESOTA	2	2	4	0-0	1-14	1	0	0-0	1	14	14.0	14	0		
12-29	BALTIMORE	6	1	7	0-0	0-0	1	0	0-0	0	0	—	—	0		
TOTALS		67	43	110	1-0	1-14	3	0	0-0	1	14	14.0	14	0		



## MAYS, TAYLOR

S #26

**Height:** 6-3  
**Weight:** 225  
**College:** Southern California  
**Experience:** 5th-year player in 2014

**2013 games-starts:** 8-1  
**Career games-starts:** 50-10  
**Born:** 2-7-88  
**Hometown:** Seattle, Wash.  
**Acquired:** T(S.F.)'11

*A fifth-year NFL player for 2014, Mays had played in 25 straight Bengals games (including postseason) before suffering a season-ending shoulder dislocation in Game 8 of '13 ... Powerful hitter, formerly a second-round draft pick by San Francisco ... Saw action in 2012 on defense and special teams, with three starts at SS ... Acquired by Cincinnati in a 2011 preseason trade.*

**Career transactions:** Selected by San Francisco in second round of 2010 NFL Draft (49th overall) ... Signed with 49ers on 7-30-10 ... Traded by 49ers to Cincinnati on 8-23-11 for Bengals' seventh-round pick of 2013 NFL Draft ... Re-signed with Bengals as unrestricted free agent on 3-17-14.

**2013 highlights:** Played in Games 1-8 (one start), recording 21 tackles, two passes defended, two special teams tackles and a special teams fumble recovery ... Placed on Reserve/Injured list on Oct. 30, due to shoulder injury on Oct. 27 vs. Jets ... On Sept. 22 vs. Green Bay, had two tackles on defense and recovered a muffed kickoff return by Jeremy Ross at Packers two in first quarter, setting up a TD for 14-0 Cincinnati lead ... Started at FS in place of Injured Reggie Nelson on Sept. 29 at Cleveland and recorded four tackles, including third-down stop of RB Chris Ogbonnaya that forced a punt ... Two tackles Oct. 6 vs. New England ... Two tackles Oct. 13 at Buffalo ... Season-high five tackles and two passes defended Oct. 20 at Detroit.

**Previous seasons:** **2010**—Played in every game for San Francisco and started Games 4-9 ... Logged 31 tackles ... Made first start Oct. 3 at Atlanta, recovering punt blocked by WR Dominique Zeigler for a TD, and also logged season-high 11 tackles (nine solo) ... TD vs. Falcons was 49ers' first on a blocked punt recovery since 1987 ... Forced a fumble in win Oct. 17 vs. Oakland. **2011**—Played for Bengals in Games 6-15 ... Inactive for Games 1-4, due in part to knee injury suffered in preseason finale, and active-DNP in Game 5 ... Inactive

for Game 16 and for Wild Card playoff due to hamstring injury ... Totaled six tackles on defense and eight on special teams ... In Bengals debut Oct. 16 vs. Indianapolis, had a key block on Brandon Tate's 33-yard punt return that set up a TD ... On Oct. 30 at Seattle, tied for team lead with two special teams tackles ... Saw his most playing time of season Dec. 4 at Pittsburgh, logging three tackles on defense and one on special teams. **2012**—Played in all 16 games, with three starts, and played in Wild Card playoff ... Logged 21 tackles on defense and five on special teams, and also had a fumble recovery on special teams ... Tied for team lead in special teams tackles (two) on Sept. 16 vs. Cleveland ... Four tackles on Sept. 30 at Jacksonville ... Two tackles Nov. 4 vs. Denver ... One tackle on defense Nov. 11 vs. N.Y. Giants, as well as one on special teams ... Three tackles on Nov. 18 at Kansas City ... Tied for special teams lead with two tackles Nov. 25 vs. Oakland ... On Dec. 13 at Philadelphia, recovered muffed kickoff at Eagles 33 in fourth quarter, setting up a TD drive ... Five tackles on Dec. 30 vs. Baltimore ... One tackle in Wild Card playoff on 1-5-13 at Houston.

**College:** Played in 51 games with 50 starts at USC from 2007-10 ... As a senior, led team with 96 tackles (second in Pac-10) and earned first-team All-America honors from Walter Camp Foundation and second-team honors from Associated Press ... Earned multiple first-team All-America honors as junior when USC led nation in pass defense (134.4 yards per game) ... Named Defensive Freshman of the Year by College Football News in 2007.

**Personal:** Hometown is Seattle, Wash. ... Attended O'Dea High School, where he earned first-team All-America honors from Parade and USA Today as a senior ... Also ran track in high school, and was a two-time Class 3A state champion in 100 meters and 200 meters ... Enjoys playing the harmonica ... Father, Stafford Mays, played defensive line in NFL for St. Louis Cardinals and Minnesota Vikings.

### TAYLOR MAYS' STATISTICS

YEAR	TEAM	G-S	DEFENSE							INTERCEPTIONS					SCORING				
			ST	AT	TT	SKS-YDS	PD	FF	FR-YDS	NO	YDS	AVG	LG	TD	TD	TD-IntRt	TD-FRRt	S	PTS
2010	San Francisco	16-6	23	8	31	0-0	2	1	0-0	—	—	—	—	—	*1	0	0	0	6
2011	Cincinnati	10-0	1	5	6	0-0	0	0	0-0	—	—	—	—	—	0	0	0	0	0
2012	Cincinnati	16-3	15	6	21	0-0	0	0	0-0	—	—	—	—	—	0	0	0	0	0
2013	Cincinnati	8-1	14	7	21	0-0	2	0	0-0	—	—	—	—	—	0	0	0	0	0
S.F. TOTALS		16-6	23	8	31	0-0	2	1	0-0	—	—	—	—	—	1	0	0	0	6
CIN. TOTALS		34-4	30	18	48	0-0	2	0	0-0	—	—	—	—	—	0	0	0	0	0
CAREER		50-10	53	26	79	0-0	4	1	0-0	—	—	—	—	—	1	0	0	0	6

YEAR	TEAM	SPECIAL TEAMS								KICKOFF RETURNS						PUNT RETURNS					
		ST	AT	TT	FF	FR-YDS	BP	BFG	BXP	NO	YDS	AVG	FC	LG	TD	NO	YDS	AVG	FC	LG	TD
2010	San Francisco	6	3	9	0	0-0	0	0	0	—	—	—	—	—	—	—	—	—	—	—	—
2011	Cincinnati	6	2	8	0	0-0	0	0	0	—	—	—	—	—	—	—	—	—	—	—	—
2012	Cincinnati	5	0	5	0	1-0	0	0	0	—	—	—	—	—	—	—	—	—	—	—	—
2013	Cincinnati	2	0	2	0	1-0	0	0	0	—	—	—	—	—	—	—	—	—	—	—	—
S.F. TOTALS		6	3	9	0	0-0	0	0	0	—	—	—	—	—	—	—	—	—	—	—	—
CIN. TOTALS		13	2	15	0	2-0	0	0	0	—	—	—	—	—	—	—	—	—	—	—	—
CAREER		19	5	24	0	2-0	0	0	0	—	—	—	—	—	—	—	—	—	—	—	—

### POSTSEASON

YEAR	TEAM	G-S	DEFENSE							INTERCEPTIONS					SCORING				
			ST	AT	TT	SKS-YDS	PD	FF	FR-YDS	NO	YDS	AVG	LG	TD	TD	TD-IntRt	TD-FRRt	S	PTS
2011	Cincinnati	0-0	DID NOT PLAY**							DID NOT PLAY**					DID NOT PLAY**				
2012	Cincinnati	1-0	0	1	1	0-0	0	0	0	—	—	—	—	—	—	—	—	—	—
2013	Cincinnati	0-0	DID NOT PLAY**							DID NOT PLAY**					DID NOT PLAY**				
CAREER		1-0	0	1	1	0-0	0	0	0-0	—	—	—	—	—	—	—	—	—	—


\* NOTE: Mays recovered a blocked punt in and end zone for a TD with San Francisco in 2010.

\*\* NOTE: Mays was inactive for one postseason game with Cincinnati in 2011. He was on the Reserve/Injured list for one postseason game with Cincinnati in 2013.

## 2013 REGULAR-SEASON GAME-BY-GAME

		DEFENSE									INTERCEPTIONS					
DATE	OPPONENT	ST	AT	TT	SKS-YDS	INT-YDS	PD	FF	FR-YDS		NO	YDS	AVG	LG	TD	
9-8	at Chicago	2	1	3	0-0	0-0	0	0	0-0		—	—	—	—	—	
9-16	PITTSBURGH	1	1	2	0-0	0-0	0	0	0-0		—	—	—	—	—	
9-22	GREEN BAY	2	0	2	0-0	0-0	0	0	0-0		—	—	—	—	—	
9-29	at Cleveland	3	1	4	0-0	0-0	0	0	0-0		—	—	—	—	—	
10-6	NEW ENGLAND	2	0	2	0-0	0-0	0	0	0-0		—	—	—	—	—	
10-13	at Buffalo	1	1	2	0-0	0-0	0	0	0-0		—	—	—	—	—	
10-20	at Detroit	2	3	5	0-0	0-0	2	0	0-0		—	—	—	—	—	
10-27	N.Y. JETS	1	0	1	0-0	0-0	0	0	0-0		—	—	—	—	—	
10-31	at Miami	RESERVE / INJURED									RESERVE / INJURED					
11-10	at Baltimore	RESERVE / INJURED									RESERVE / INJURED					
11-17	CLEVELAND	RESERVE / INJURED									RESERVE / INJURED					
11-24	— BYE —															
12-1	at San Diego	RESERVE / INJURED									RESERVE / INJURED					
12-8	INDIANAPOLIS	RESERVE / INJURED									RESERVE / INJURED					
12-15	at Pittsburgh	RESERVE / INJURED									RESERVE / INJURED					
12-22	MINNESOTA	RESERVE / INJURED									RESERVE / INJURED					
12-29	BALTIMORE	RESERVE / INJURED									RESERVE / INJURED					
TOTALS		14	7	21	0-0	0-0	2	0	0-0		—	—	—	—	—	

		SPECIAL TEAMS								KICKOFF RETURNS							PUNT RETURNS						
DATE	OPPONENT	ST	AT	TT	FF	FR-YDS	BP	BFG	BXP		NO	YDS	AVG	FC	LG	TD	NO	YDS	AVG	FC	LG	TD	
9-8	at Chicago	0	0	0	0	0-0	0	0	0		—	—	—	—	—	—	—	—	—	—	—	—	
9-16	PITTSBURGH	0	0	0	0	0-0	0	0	0		—	—	—	—	—	—	—	—	—	—	—	—	
9-22	GREEN BAY	0	0	0	0	1-0	0	0	0		—	—	—	—	—	—	—	—	—	—	—	—	
9-29	at Cleveland	1	0	1	0	0-0	0	0	0		—	—	—	—	—	—	—	—	—	—	—	—	
10-6	NEW ENGLAND	0	0	0	0	0-0	0	0	0		—	—	—	—	—	—	—	—	—	—	—	—	
10-13	at Buffalo	1	0	1	0	0-0	0	0	0		—	—	—	—	—	—	—	—	—	—	—	—	
10-20	at Detroit	0	0	0	0	0-0	0	0	0		—	—	—	—	—	—	—	—	—	—	—	—	
10-27	N.Y. JETS	0	0	0	0	0-0	0	0	0		—	—	—	—	—	—	—	—	—	—	—	—	
10-31	at Miami	RESERVE / INJURED									RESERVE / INJURED							RESERVE / INJURED					
11-10	at Baltimore	RESERVE / INJURED									RESERVE / INJURED							RESERVE / INJURED					
11-17	CLEVELAND	RESERVE / INJURED									RESERVE / INJURED							RESERVE / INJURED					
11-24	— BYE —																						
12-1	at San Diego	RESERVE / INJURED									RESERVE / INJURED							RESERVE / INJURED					
12-8	INDIANAPOLIS	RESERVE / INJURED									RESERVE / INJURED							RESERVE / INJURED					
12-15	at Pittsburgh	RESERVE / INJURED									RESERVE / INJURED							RESERVE / INJURED					
12-22	MINNESOTA	RESERVE / INJURED									RESERVE / INJURED							RESERVE / INJURED					
12-29	BALTIMORE	RESERVE / INJURED									RESERVE / INJURED							RESERVE / INJURED					
TOTALS		2	0	2	0	1-0	0	0	0		—	—	—	—	—	—	—	—	—	—	—	—	



# McCALEBB, ONTERIO

CB #39

Height: 5-10  
Weight: 175  
College: Auburn  
Experience: 1st-year player in 2014

2013 games-starts: 0-0  
Career games-starts: 0-0  
Born: 8-10-89  
Hometown: Fort Meade, Fla.  
Acquired: CFA'13

A first-year NFL player in 2014, McCalebb seeks first Bengals action after spending his rookie season on the practice squad ... After spending his college career as a running back, he was switched to CB after being signed by the Bengals as a college free agent ... Tied for the second-fastest 40 time at the 2013 NFL Combine (4.34) ... At Auburn, joined Kentucky's Derrick Locke as only players in SEC history to gain more than 2000 rushing, 1000 kick return and 500 career receiving yards.

Career transactions: Signed with Cincinnati as college free agent on 5-1-13 ... Waived by Bengals on 8-31-13 ... Signed to Bengals practice squad on 9-1-13 ... Signed to Bengals roster on 1-6-14.

2013 recap: On practice squad for Games 1-16 ... Played in all four preseason games ... No defensive statistics, but had three kickoff returns for 76 yards (25.3).

College: Played four seasons (2009-12) at Auburn, seeing action in 50 games ... Finished career as ninth-leading rusher in school history (2586 yards)

... Averaged 25.7 yards on 53 kickoff returns, including TDs of 83 and 100 yards ... Averaged 6.3 yards per rush (406-2586) and 9.8 yards per reception (63-620) ... Scored 29 TDs — 24 rushing, three receiving and two on returns ... Played in every game as a sophomore for BCS National Championship team, and his 810 rushing yards on 95 carries worked out to a school season record of 8.5 yards per carry ... Rushed six-for-47 and had two receptions for 10 yards in national title win over Oregon ... In 2009, became first Auburn freshman to rush for 100 yards or more in his first two games ... Spent 2008 season in prep school at Hargrave Military Academy (Chatham, Va.).

Personal: Hometown is Fort Meade, Fla. ... Attended Fort Meade (Fla.) High School, where he rushed for 1995 yards and 27 TDs as senior ... Interdisciplinary Studies major at Auburn ... Last name is pronounced "mc-KAY-lebb."

NOTE ABOUT NFL EXPERIENCE: McCalebb did not earn an accrued year of experience toward NFL free agency in 2013 because he was not on a 53-player roster, a Reserve/Injured list or a Reserve/Physically Unable to Perform list for the required minimum of six games that season.

## ONTERIO McCALEBB'S STATISTICS

			DEFENSE							INTERCEPTIONS					SCORING				
YEAR	TEAM	G-S	ST	AT	TT	SKS-YDS	PD	FF	FR-YDS	NO	YDS	AVG	LG	TD	TD	TD-IntRt	TD-FRRt	S	PTS
2013	Cincinnati	0-0	DID NOT PLAY*							DID NOT PLAY*					DID NOT PLAY*				
CAREER		0-0	0	0	0	0-0	0	0	0-0	—	—	—	—	—	—	—	—	—	—

## POSTSEASON

			DEFENSE							INTERCEPTIONS					SCORING				
YEAR	TEAM	G-S	ST	AT	TT	SKS-YDS	PD	FF	FR-YDS	NO	YDS	AVG	LG	TD	TD	TD-IntRt	TD-FRRt	S	PTS
2013	Cincinnati	0-0	DID NOT PLAY*							DID NOT PLAY*					DID NOT PLAY*				
CAREER		0-0	0	0	0	0-0	0	0	0-0	—	—	—	—	—	—	—	—	—	—

\* NOTE: McCalebb was on the practice squad for 16 regular-season games and one postseason game with Cincinnati in 2013..



## McCARRON, AJ

QB #5

Height: 6-3  
Weight: 220  
College: Alabama  
Experience: Rookie in 2014

2013 games-starts: 0-0  
Career games-starts: 0-0  
Born: 9-13-90  
Hometown: Mobile, Ala.  
Acquired: D5'14

*One of the biggest winners among QBs in college history, and also a multiple career-record holder at Alabama, McCarron gets a chance with Bengals to prove he should have rated higher than the ninth passer selected in the 2014 Draft ... Posted a 36-4 record in three seasons as a Crimson Tide starter, leading national championship teams in 2011 and '12 ... Holds school records for TD passes (77), passing yards (9019) and completion percentage (66.9), and his INT percentage (1.46) is the lowest in NCAA annals (15 INTs in 1026 attempts) ... Proved himself a big-game player by posting 7-2 record against opponents ranked in Top 10 and a 12-3 mark against Top 25 foes ... Finished second in 2013 Heisman Trophy voting behind Florida State QB Jameis Winston.*

**Career transactions:** Selected by Cincinnati in fifth round of 2014 NFL Draft (164th overall) ... Signed with Bengals on 5-22-14.

**Coach Ken Zampese says:** "I feel fine with A.J.'s arm strength, and I love how he carries himself — the enthusiasm for the game, the work ethic. You know he's tough, playing for Nick Saban and being in so many big games. He has played with (future) pro players every year. This next step will be big for him, but he's been playing with and against guys who are pretty good."

**College highlights:** Played four seasons (2010-13) at Alabama, with a redshirt year in 2009 ... Played 53 games with 40 starts ... Only QB to win back-to-back BCS national championships. **2013**—Led Alabama to 11-2 record, and had team in position to reach a third straight BCS title game until Auburn used a 109-yard missed FG return to beat Tide 34-28 on final play of regular-season finale ... In addition to finishing second in Heisman Trophy voting, won the Maxwell Award and Johnny Unitas Golden Arm Award ... Started all 13


games and set school record for passing yards (3063) while logging second-best completion percentage (67.3). **2012**—Led Tide to 13-1 record and second straight BCS national championship, including 42-14 rout of Notre Dame in the title game ... Posted an eye-popping plus-27 differential in TD passes to INTs (30-3), and the 30 TD passes set a school record ... His INT percentage of 0.96 was the lowest ever for an SEC performer (minimum 200 completions) ... Had four games with four TD passes, including BCS win over Notre Dame. **2011**—Sophomore won Alabama's starting QB job in fall camp and led team to a 12-1 record, with 21-0 conquest of LSU in BCS title ... Passed 219-of-338 (66.8 percent) for 2634 yards, 16 TDs and five INTs ... Passed 23-of-34 for 234-0-0 in BCS win over LSU. **2010**—Saw action in nine games at QB, as backup to All-SEC Greg McElroy, and played in every game as holder on place kicks ... Threw first career TD pass in Sept. 4 season opener vs. San Jose State, a 34-yard strike to Julio Jones. **2009**—Redshirt season.

**McCarron on success:** "I think I know how to win. I know what it takes to win. I've always put in the work to win, and I don't accept anything less. I feel like you can keep mastering your craft at all times."

**High school:** Attended St. Paul's Episcopal School in Mobile, Ala., where he led the team to a 14-1 record and a state championship as a junior ... Threw 66 TD passes and just nine INTs in his three seasons as a starter, with 6066 passing yards ... Named MVP of Alabama-Mississippi All-Star Classic after his senior season.

**Personal:** Hometown is Mobile, Ala. ... Business major at Alabama ... Engaged to be married in July 2014 (fiancee Katherine Webb).





## MINTER, ZACH

DT #69

Height: 6-1

Weight: 307

College: Montana State

Experience: 2nd-year player in 2014

2013 games-starts: 2-0 (2-0 Chi.)

Career games-starts: 2-0

Born: 11-6-90

Hometown: Glendale, Ariz.

Acquired: FA'14

*A two-time first-team All-Big Sky Conference performer at Montana, Minter is in his first Bengals season in 2014 ... Entered the NFL in May of 2013 as a college free agent with Chicago and was on the Bears' roster for Games 1-8, playing in two games.*

Career transactions: Signed with Chicago as college free agent on 5-10-13 ... Waived by Bears on 11-5-13 ... Signed with Cincinnati as free agent (Reserve/Future list) on 12-30-13.

2013: Played in all four Chicago preseason games ... Recovered a Jimmy Clausen fumble in his pro preseason debut on Aug. 9 at Carolina, and finished preseason with two tackles ... Played in regular-season Games 6-7 for Chicago (no stats) ... Active-DNP for Bears in Game 5 and inactive in Games 1-4 and 8 ...


Waived following Game 8, and signed Reserve/Future 2014 contract with Bengals after conclusion of regular season.

College: Played four seasons (2009-12) in FCS ranks at Montana, seeing action in 44 games ... Earned second straight first-team all-conference nod as a senior, despite missing two full games and most of two others with injuries ... Career totals of 18 sacks and 31.5 tackles-for-loss.

Personal: Hometown is Glendale, Ariz. ... Attended Cactus High School, where as a senior he earned first-team All-State and regional Defensive Player of the Year honors ... Played point guard for prep basketball team ... Majored at Montana in family and consumer science ... Father, Larry Minter, played football at Colorado State.

### ZACH MINTER'S STATISTICS

YEAR	TEAM	G-S	DEFENSE							INTERCEPTIONS					SCORING				
			ST	AT	TT	SKS-YDS	PD	FF	FR-YDS	NO	YDS	AVG	LG	TD	TD	TD-IntRt	TD-FRRt	S	PTS
2013	Chicago	2-0	0	0	0	0-0	0	0	0-0	—	—	—	—	—	—	—	—	—	—
CAREER		2-0	0	0	0	0-0	0	0	0-0	—	—	—	—	—	—	—	—	—	—



# MOCH, DONTAY

DE #92

**Height:** 6-2  
**Weight:** 257  
**College:** Nevada  
**Experience:** 3rd-year player in 2014

**2013 games-starts:** 4-0 (4-0 Ariz.)  
**Career games-starts:** 5-0  
**Born:** 7-19-88  
**Hometown:** Phoenix, Ariz.  
**Acquired:** W(Ariz.)'14

*A highly regarded playmaker out of Nevada in 2011, former third-round Cincinnati draft choice gets another shot with Bengals in '14 ... Acquired by Cincinnati on waivers after spending 2013 with Arizona ... Played in only one game for Bengals from 2011-12, held back by injuries and migraines ... Played in four games last season for Cardinals, after being signed from Arizona practice squad ... Worked at LB in his first two Bengals seasons, but has been moved by coaches to DE ... Fastest LB selected in '11 draft, he was credited with 30 sacks and 63 tackles-for-loss in Nevada career, and he also forced nine fumbles ... Logged 6.5 sacks in eight preseason games for Cincinnati over '12-13.*

**Career transactions:** Selected by Cincinnati in third round of 2011 NFL Draft (66th overall) ... Signed with Bengals on 7-30-11 ... Waived by Bengals on 8-31-13 ... Signed to Arizona practice squad on 9-2-13 ... Signed to Cardinals roster on 9-23-13 ... Waived by Cardinals on 3-13-14 ... Acquired on waivers by Cincinnati on 3-14-14.

**2013:** Opened training camp with Bengals and played in all four preseason games, with three sacks ... Waived in final cuts, opened regular season on Arizona practice squad, and signed to Cardinals roster prior to Game 4 ... Played in Games 4-6 and 8, with one sack among his two tackles, and one special teams tackle ... First career sack was nine-yarder against Mike Glennon in win Sept. 29 at Tampa Bay ... Inactive for Games 7 and 9-16.

**Previous seasons: 2011**—Spent full season and postseason on Bengals roster as a rookie ... Inactive for all 16 games and Wild Card playoff, due in part to foot injury suffered in preseason opener and to migraines which limited his availability later in the year. **2012**—Had a strong preseason for Bengals, leading team in sacks (3.5), but was limited to one game in regular

season ... Out for Games 1-4 on NFL suspension (performance-enhancing substances policy), and soon after his return he was forced to sidelines by chronic migraines ... Activated to roster on Oct. 8 and made his NFL debut in Game 6, Oct. 14 at Cleveland (no statistics) ... Inactive for Game 7, and was placed on Reserve/Non-Football Illness list on Nov. 2.

**College:** Played four seasons (2007-10) at Nevada after redshirt year in '06 ... Played 53 games with 39 starts, starting 39 of 40 over final three seasons ... His 63 tackles-for-loss shattered former Western Athletic Conference record of 50.5, and his 30 sacks ranked second in WAC annals, just one short of record ... School-record nine career FFs ranked third in WAC history ... As senior in '10, helped lead Wolf Pack to No. 11 AP final ranking and 13-1 record, including win over then-No. 3 Boise State ... Credited with 8.5 sacks in '10, and broke own school record with 22 tackles-for-loss, tied for most in WAC history ... As junior in '09, became first Nevada player to win WAC Defensive Player of the Year.

**Personal:** Hometown is Phoenix, Ariz. ... Attended Hamilton High School in Chandler, Ariz., helping lead football team to state titles in both junior and senior seasons ... Also a sprinter on prep track team; won 200-meter dash at 5A state meet with time of 21.84 ... Posted best time of 10.94 for 100 meters. ... Academically, earned Nevada Student Athlete of the Week in 2010 ... Has a daughter, Jaylynn ... First name is pronounced "DAHN-tay" and last name is pronounced "MOKE."

*NOTE ABOUT NFL EXPERIENCE: Moch did not earn an accrued year of experience toward NFL free agency in 2012 because he was not on a 53-player roster, a Reserve/Injured list or a Reserve/Physically Unable to Perform list for the required minimum of six games that year.*

## DONTAY MOCH'S STATISTICS


			DEFENSE							INTERCEPTIONS					SCORING				
YEAR	TEAM	G-S	ST	AT	TT	SKS-YDS	PD	FF	FR-YDS	NO	YDS	AVG	LG	TD	TD	TD-IntRt	TD-FRRt	S	PTS
2011	Cincinnati	0-0	DID NOT PLAY*							DID NOT PLAY*					DID NOT PLAY*				
2012	Cincinnati	1-0	0	0	0	0-0	0	0	0-0	—	—	—	—	—	—	—	—	—	—
2013	Arizona	4-0	2	0	2	1-9	0	0	0-0	—	—	—	—	—	—	—	—	—	—
CIN. TOTALS		1-0	0	0	0	0-0	0	0	0-0	—	—	—	—	—	—	—	—	—	—
ARIZ. TOTALS		4-0	2	0	2	1-9	0	0	0-0	—	—	—	—	—	—	—	—	—	—
CAREER		5-0	2	0	2	1-9	0	0	0-0	—	—	—	—	—	—	—	—	—	—

		SPECIAL TEAMS								KICKOFF RETURNS							PUNT RETURNS						
YEAR	TEAM	ST	AT	TT	FF	FR-YDS	BP	BFG	BXP	NO	YDS	AVG	FC	LG	TD	NO	YDS	AVG	FC	LG	TD		
2013	Arizona	1	0	1	0	0-0	0	0	0	—	—	—	—	—	—	—	—	—	—	—	—		
CAREER		1	0	1	0	0-0	0	0	0	—	—	—	—	—	—	—	—	—	—	—	—		

## POSTSEASON

			DEFENSE							INTERCEPTIONS					SCORING				
YEAR	TEAM	G-S	ST	AT	TT	SKS-YDS	PD	FF	FR-YDS	NO	YDS	AVG	LG	TD	TD	TD-IntRt	TD-FRRt	S	PTS
2011	Cincinnati	0-0	DID NOT PLAY*							DID NOT PLAY*					DID NOT PLAY*				
2012	Cincinnati	0-0	DID NOT PLAY*							DID NOT PLAY*					DID NOT PLAY*				
CAREER		0-0	0	0	0	0-0	0	0	0-0	—	—	—	—	—	—	—	—	—	—

\* NOTE: Moch was inactive for 16 regular-season games and one postseason game with Cincinnati in 2011. He was on the Reserve/Non-Football Illness list for one postseason game with Cincinnati in 2012.



## MONTGOMERY, SAM

DE #70

Height: 6-3

Weight: 270

College: Louisiana State

Experience: 2nd-year player in 2014

2013 games-starts: 0-0 (0-0 Hou.)

Career games-starts: 0-0

Born: 5-25-90

Hometown: Greenwood, S.C.

Acquired: FA'14

*Second-year pro joins Bengals as a free agent for 2014 ... Did not play as a rookie with Houston, but shows big potential upside after an impact career at Louisiana State ... Listed as a LB by Houston, but moves to DE for the Bengals.*

Career transactions: Selected by Houston in third round of 2013 NFL Draft (95th overall) ... Signed with Texans on 5-23-13 ... Waived by Texans on 10-21-13 ... Signed to Oakland practice squad on 12-18-13 ... Released from Raiders practice squad on 12-21-13 ... Signed with Cincinnati as a free agent on 4-11-14.

2013: Played for Houston in preseason, and inactive on roster for regular season Games 1-7 ... After late October release by Houston, was signed briefly to Oakland practice squad in December.

College: Played three seasons at DE (2010-12) at LSU, helping Tigers to an overall 34-6 record and a berth in the 2011 BCS National Championship game (lost to Alabama) ... Had 19.0 sacks, tied for sixth in program history, in just 31 career games ... Also had 32.5 tackles-for-loss ... As a junior in 2012, earned second-team All-America honors from Sports Illustrated and Walter Camp Foundation, and was three times named SEC Defensive Lineman of the Week ... First-team All-SEC selection in each of his last two seasons ... Redshirt year in 2009.

Personal: Hometown is Greenwood, S.C. ... Attended Greenwood High School, where he twice earned All-State honors ... As prep senior, named by ESPN.com as No. 2 DL prospect in the nation ... Also lettered in prep basketball ... Sports administration major at LSU.

### SAM MONTGOMERY'S STATISTICS

			DEFENSE						INTERCEPTIONS					SCORING					
YEAR	TEAM	G-S	ST	AT	TT	SKS-YDS	PD	FF	FR-YDS	NO	YDS	AVG	LG	TD	TD	TD-IntRt	TD-FRRt	S	PTS
2013	Houston	0-0	DID NOT PLAY*						DID NOT PLAY*					DID NOT PLAY*					
CAREER		0-0	0	0	0	0-0	0	0	0-0	—	—	—	—	—	—	—	—	—	—

\* NOTE: Montgomery was inactive for seven games with Houston in 2013. He also was on practice squad for a few days with Oakland in 2013, but that period did not overlap any of the Raiders' games.



## NELSON, REGGIE

S #20

Height: 5-11

Weight: 210

College: Florida

Experience: 8th-year player in 2014

2013 games-starts: 15-15

Career games-starts: 106-93

Born: 9-21-83

Hometown: Melbourne, Fla.

Acquired: T(Jax.)'10

*Acquired in September 2010 trade with Jacksonville, Nelson has been in a No. 1 safety role for Bengals since late in '10 campaign ... Tied for 2013 team lead in FRs (two), and had 59 tackles with one sack, eight PDs and a FF ... Tied for 2012 team lead in INTs (three), including pick in playoff-clinching Game 15 win at Pittsburgh that set up deciding FG ... Led 2011 team in INTs (four), with 75-yard return for TD ... Has 18 career INTs, including 11 for Cincinnati ... Played in 45 games from 2007-09 with Jacksonville, starting 42.*

**Career transactions:** Selected by Jacksonville in first round of 2007 NFL Draft (21st overall) ... Signed with Jaguars on 7-28-07 ... Traded by Jaguars to Cincinnati on 9-4-10 for Bengals CB David Jones and conditional draft choice ... Re-signed with Bengals as unrestricted free agent on 3-19-12.

**2013 highlights:** Started 15 games and Wild Card playoff at FS ... Inactive for Game 4 due to hamstring injury ... Also had four special teams tackles and six QB pressures ... Helped ice Sept. 16 win vs. Pittsburgh with INT of Ben Roethlisberger pass at Bengals 13 in fourth quarter ... On Sept. 22 vs. Green Bay, had a hand in game-winning play when he recovered fumble by RB Johnathan Franklin late in fourth quarter; Nelson subsequently fumbled on his six-yard return of Franklin fumble, but Bengals CB Terence Newman scooped the loose ball and ran 58 yards for TD ... On Oct. 6 vs. New England, recovered LeGarrette Blount fumble at Bengals 24 in second quarter, with six-yard return ... Four tackles and one pass defended Oct. 20 at Detroit, and the second of his two QB pressures forced Matthew Stafford to dump the ball on third down late in fourth quarter, setting up Bengals possession that ended in game-winning FG ... On Oct. 27 vs. Jets, logged 11-yard sack of Geno Smith ... Had a secondary-leading nine tackles Nov. 17 at Cleveland, plus a third-quarter INT at Browns 48 and one additional pass defended ... Six tackles on Dec. 1 at San Diego, and forced a fumble by Pro Bowl TE Antonio Gates at Bengals 18 on game's opening drive (Bengals recovered) ... Led secondary with seven tackles (including one for loss) and had one QB pressure on Dec. 15 at Pittsburgh ... Recorded six tackles, two passes defended and two QB pressures on Dec. 29 vs. Baltimore ... Four tackles in Wild Card playoff on 1-5-14 vs. San Diego.

**Previous seasons:** **2007**—Played every game as a Jaguars rookie and started last 15 ... Set team rookie record with five INTs, and tied for NFL rookie lead in INTs ... Ranked fourth on team in tackles (82), tied for second in passes defended (12) and had two forced fumbles ... Had sack and forced fumble against Vince Young on Sept. 9 vs. Tennessee ... Had first career INT on Oct. 7 at Kansas City, off Damon Huard ... Fourth-quarter INT off Jeff Garcia helped seal victory Oct. 28 at Tampa Bay ... Later in season, intercepted passes by Philip Rivers, Peyton Manning and JaMarcus Russell. **2008**—Started 13 games for Jaguars at FS, missing Games 4-6 with knee injury ... On Nov. 16 vs. Tennessee, intercepted pass at Jaguars' two-yard line on opening drive ... Sealed win Dec. 14 vs. Green Bay with INT of Aaron Rodgers pass on final drive. **2009**—Logged 77 tackles (third on Jaguars) and six passes defended (ranked second) ... Played in every game and started 14 ... Made first career

start at CB on Nov. 1 at Tennessee and was credited with seven tackles. **2010**—Opened training camp with Jacksonville, and traded to Cincinnati on Sept. 4 ... Played every game for Bengals with six starts ... Two INTs, and tied for team lead in forced fumbles (two) ... Logged first INT as a Bengal on Dec. 5 vs. New Orleans, picking off Drew Brees pass ... Closed season Jan. 2 at Baltimore with a 56-yard INT return, a forced fumble and two passes defended. **2011**—Started at FS in all 16 games plus Wild Card playoff ... Third on team in passes defended (eight), with two sacks and two forced fumbles ... On Sept. 11 at Cleveland, logged a team-high nine tackles, including an eight-yard sack of Colt McCoy, and had one pass defended ... Led team with 13 tackles on Sept. 25 vs. San Francisco ... On Oct. 16 vs. Indianapolis, forced a fourth-quarter fumble against WR Pierre Garcon that DE Carlos Dunlap returned 35 yards for game-sealing TD ... On Oct. 30 at Seattle, his 75-yard INT return for a TD tacked on final points in a 34-12 win ... In win Nov. 27 vs. Cleveland, intercepted a Colt McCoy pass in fourth quarter, setting up tying FG ... Led secondary with 10 tackles Dec. 11 vs. Houston and had a 23-yard INT ... On Dec. 24 vs. Arizona, tied for team lead in tackles (six), along with a sack, and returned a third-quarter INT 17 yards to Arizona 48 ... Six tackles in Wild Card playoff on 1-7-12 at Houston, with a seven-yard sack of T.J. Yates. **2012**—Started 14 games and Wild Card playoff at FS ... Inactive for Games 9-10 due to hamstring injury ... Third on team in tackles (84), and had nine passes defended (fourth on team) and two forced fumbles ... Nine tackles on Oct. 14 at Cleveland (tied for secondary lead), with a forced fumble against HB Trent Richardson (Browns recovered) ... On Dec. 2 at San Diego, had a game-sealing INT in the end zone with 55 seconds remaining, protecting a seven-point lead ... On Dec. 9 vs. Dallas, intercepted a deep pass at Bengals 14, out-jumping WR Dwayne Harris, and had an eight-yard sack of Tony Romo among his five tackles ... On Dec. 13 at Philadelphia, forced a third-quarter fumble by TE Clay Harbor that Bengals recovered and advanced to Eagles 13, setting up FG ... On Dec. 23 at Pittsburgh, intercepted Ben Roethlisberger pass at the Cincinnati 44-yard line with 0:24 remaining and returned it 10 yards, putting offense in position that would set up game-winning FG ... Had 10 tackles (two for losses) and a QB pressure in Wild Card playoff on 1-5-13 at Houston.

**College:** Consensus All-America first-team selection as a Florida senior in 2006 ... Started all 14 games at FS and had six INTs to help lead Gators to BCS national championship ... Played two seasons (2005-06), appearing in 25 games with 18 starts ... Also as a senior, won Jack Tatum Award as nation's top DB, awarded by Touchdown Club of Columbus, Ohio.

**Personal:** Hometown is Melbourne, Fla. ... Attended Palm Bay High School, where he was a two-time first team all-state selection at DB ... Has a daughter, Tyjaezia ... Active in community service, he hosted the Mary Lakes Invitational Bowl Against Breast Cancer in June 2009, honoring his mother, who died of breast cancer in '06 ... Counseled youth at juvenile detention center and was celebrity waiter for fundraiser for Jacksonville hospitals ... Also has made visits to Ronald McDonald House and served food at a homeless mission.

### REGGIE NELSON'S STATISTICS

YEAR	TEAM	G-S	DEFENSE						INTERCEPTIONS						SCORING				
			ST	AT	TT	SKS-YDS	PD	FF	FR-YDS	NO	YDS	AVG	LG	TD	TD	TD-IntRt	TD-FRRt	S	PTS
2007	Jacksonville	16-15	57	25	82	1-6	12	2	0-0	5	76	15.2	37	0	0	0	0	0	0
2008	Jacksonville	13-13	45	19	64	0-0	3	0	0-0	2	0	0.0	0	0	0	0	0	0	0
2009	Jacksonville	16-14	60	17	77	0-0	6	0	1-0	0	0	—	—	0	0	0	0	0	0
2010	Cincinnati	16-6	35	16	51	0-0	7	2	0-0	2	63	31.5	56	0	0	0	0	0	0
2011	Cincinnati	16-16	58	44	102	2-16	8	2	0-0	4	115	28.8	75t	1	1	1	0	0	6
2012	Cincinnati	14-14	58	26	84	1-8	9	2	0-0	3	10	3.3	10	0	0	0	0	0	0
2013	Cincinnati	15-15	44	15	59	1-11	8	1	2-12	2	0	0.0	0	0	0	0	0	0	0
JAX. TOTALS		45-42	162	61	223	1-6	21	2	1-0	7	76	10.9	37	0	0	0	0	0	0
CIN. TOTALS		61-51	195	101	296	4-35	32	7	2-12	11	188	17.1	75t	1	1	1	0	0	6
CAREER		106-93	357	162	519	5-41	53	9	3-12	18	264	14.7	75t	1	1	1	0	0	6

YEAR	TEAM	SPECIAL TEAMS								KICKOFF RETURNS						PUNT RETURNS					
		ST	AT	TT	FF	FR-YDS	BP	BFG	BXP	NO	YDS	AVG	FC	LG	TD	NO	YDS	AVG	FC	LG	TD
2007	Jacksonville	8	1	9	0	0-0	0	0	0	—	—	—	—	—	—	—	—	—	—	—	—
2008	Jacksonville	4	1	5	0	0-0	0	*0	0	—	—	—	—	—	—	—	—	—	—	—	—
2009	Jacksonville	1	3	4	0	0-0	0	0	0	—	—	—	—	—	—	—	—	—	—	—	—
2010	Cincinnati	4	2	6	0	0-0	0	0	0	—	—	—	—	—	—	—	—	—	—	—	—
2011	Cincinnati	3	0	3	0	0-0	0	0	0	—	—	—	—	—	—	—	—	—	—	—	—
2012	Cincinnati	2	1	3	0	0-0	0	0	0	—	—	—	—	—	—	—	—	—	—	—	—
2013	Cincinnati	5	2	7	0	0-0	0	0	0	—	—	—	—	—	—	—	—	—	—	—	—
JAX. TOTALS		13	5	18	0	0-0	0	0	0	—	—	—	—	—	—	—	—	—	—	—	—
CIN. TOTALS		14	5	19	0	0-0	0	0	0	—	—	—	—	—	—	—	—	—	—	—	—
CAREER		27	10	37	0	0-0	0	0	0	—	—	—	—	—	—	—	—	—	—	—	—

## POSTSEASON

YEAR	TEAM	G-S	DEFENSE						INTERCEPTIONS						SCORING				
			ST	AT	TT	SKS-YDS	PD	FF	FR-YDS	NO	YDS	AVG	LG	TD	TD	TD-IntRt	TD-FRRt	S	PTS
2007	Jacksonville	2-2	9	1	10	0-0	0	0	0-0	—	—	—	—	—	—	—	—	—	—
2011	Cincinnati	1-1	4	2	6	1-7	0	0	0-0	—	—	—	—	—	—	—	—	—	—
2012	Cincinnati	1-1	9	1	10	0-0	0	0	0-0	—	—	—	—	—	—	—	—	—	—
2013	Cincinnati	1-1	4	0	4	0-0	0	0	0-0	—	—	—	—	—	—	—	—	—	—
JAX. TOTALS		2-2	9	1	10	0-0	0	0	0-0	—	—	—	—	—	—	—	—	—	—
CIN. TOTALS		3-3	17	3	20	1-7	0	0	0-0	—	—	—	—	—	—	—	—	—	—
CAREER		5-5	26	4	30	1-7	0	0	0-0	—	—	—	—	—	—	—	—	—	—


\* NOTE: Nelson had a blocked FG return for 34 yards on 11-9-08 vs. Detroit (he did not block the FG attempt himself).

## 2013 REGULAR-SEASON GAME-BY-GAME

		DEFENSE								INTERCEPTIONS				
DATE	OPPONENT	ST	AT	TT	SKS-YDS	INT-YDS	PD	FF	FR-YDS	NO	YDS	AVG	LG	TD
9-8	at Chicago	1	0	1	0-0	0-0	0	0	0-0	0	0	—	—	0
9-16	PITTSBURGH	0	1	1	0-0	1-0	1	0	0-0	1	0	0.0	0	0
9-22	GREEN BAY	1	2	3	0-0	0-0	0	0	1-6	0	0	—	—	0
9-29	at Cleveland	INACTIVE								INACTIVE				
10-6	NEW ENGLAND	0	1	1	0-0	0-0	0	0	1-6	0	0	—	—	0
10-13	at Buffalo	3	0	3	0-0	0-0	0	0	0-0	0	0	—	—	0
10-20	at Detroit	3	1	4	0-0	0-0	1	0	0-0	0	0	—	—	0
10-27	N.Y. JETS	2	0	2	1-11	0-0	0	0	0-0	0	0	—	—	0
10-31	at Miami	5	1	6	0-0	0-0	0	0	0-0	0	0	—	—	0
11-10	at Baltimore	3	1	4	0-0	0-0	0	0	0-0	0	0	—	—	0
11-17	CLEVELAND	5	4	9	0-0	1-0	2	0	0-0	1	0	0.0	0	0
11-24	— BYE —													
12-1	at San Diego	6	0	6	0-0	0-0	0	1	0-0	0	0	—	—	0
12-8	INDIANAPOLIS	1	0	1	0-0	0-0	1	0	0-0	0	0	—	—	0
12-15	at Pittsburgh	5	2	7	0-0	0-0	0	0	0-0	0	0	—	—	0
12-22	MINNESOTA	4	1	5	0-0	0-0	1	0	0-0	0	0	—	—	0
12-29	BALTIMORE	5	1	6	0-0	0-0	2	0	0-0	0	0	—	—	0
TOTALS		44	15	59	1-11	2-0	8	1	2-12	2	0	0.0	0	0

		SPECIAL TEAMS								KICKOFF RETURNS						PUNT RETURNS					
DATE	OPPONENT	ST	AT	TT	FF	FR-YDS	BP	BFG	BXP	NO	YDS	AVG	FC	LG	TD	NO	YDS	AVG	FC	LG	TD
9-8	at Chicago	1	0	1	0	0-0	0	0	0	—	—	—	—	—	—	—	—	—	—	—	—
9-16	PITTSBURGH	0	0	0	0	0-0	0	0	0	—	—	—	—	—	—	—	—	—	—	—	—
9-22	GREEN BAY	0	0	0	0	0-0	0	0	0	—	—	—	—	—	—	—	—	—	—	—	—
9-29	at Cleveland	INACTIVE								INACTIVE						INACTIVE					
10-6	NEW ENGLAND	0	0	0	0	0-0	0	0	0	—	—	—	—	—	—	—	—	—	—	—	—
10-13	at Buffalo	1	1	2	0	0-0	0	0	0	—	—	—	—	—	—	—	—	—	—	—	—
10-20	at Detroit	1	0	1	0	0-0	0	0	0	—	—	—	—	—	—	—	—	—	—	—	—
10-27	N.Y. JETS	0	0	0	0	0-0	0	0	0	—	—	—	—	—	—	—	—	—	—	—	—
10-31	at Miami	0	0	0	0	0-0	0	0	0	—	—	—	—	—	—	—	—	—	—	—	—
11-10	at Baltimore	0	0	0	0	0-0	0	0	0	—	—	—	—	—	—	—	—	—	—	—	—
11-17	CLEVELAND	0	0	0	0	0-0	0	0	0	—	—	—	—	—	—	—	—	—	—	—	—
11-24	— BYE —																				
12-1	at San Diego	0	0	0	0	0-0	0	0	0	—	—	—	—	—	—	—	—	—	—	—	—
12-8	INDIANAPOLIS	1	0	1	0	0-0	0	0	0	—	—	—	—	—	—	—	—	—	—	—	—
12-15	at Pittsburgh	0	0	0	0	0-0	0	0	0	—	—	—	—	—	—	—	—	—	—	—	—
12-22	MINNESOTA	0	1	1	0	0-0	0	0	0	—	—	—	—	—	—	—	—	—	—	—	—
12-29	BALTIMORE	1	0	1	0	0-0	0	0	0	—	—	—	—	—	—	—	—	—	—	—	—
TOTALS		5	2	7	0	0-0	0	0	0	—	—	—	—	—	—	—	—	—	—	—	—





NEUTZ, ALEX

WR #16

Height: 6-3  
Weight: 206  
College: Buffalo  
Experience: Rookie in 2014

2013 games-starts: 0-0  
Career games-starts: 0-0  
Born: 3-2-91  
Hometown: Grand Island, N.Y.  
Acquired: CFA'14

*College free agent signee comes to Bengals after one of the most successful careers by a wide receiver at the University of Buffalo ... Finished career with 195 receptions for 3094 yards and a school record 31 receiving TDs ... Receptions and receiving yardage total both rank third in school history ... Two-time All Mid-American Conference selection (first-team as a senior, second-team as a junior) ... Became just second player in school history with 1000 yards receiving in two different seasons.*


Career transactions: Signed with Cincinnati as college free agent on 5-12-14.

More college highlights: Played in 44 games with 41 starts over four seasons (2010-13) at Buffalo, with a redshirt year in 2009. **2013**—Started all 13 games and recorded 61 catches for 1024 yards and 12 TDs ... His 12 TD receptions ranked second in the MAC and second in school history for a single season ... Named All-MAC First Team ... Set a career-high with 197 receiving yards on Sept. 7 at Baylor ... The 197 receiving yards also rank third in program history for a single games... Recorded at least one TD reception in 10 of 13 games. **2012**—Played and started in 11 games and logged 65 catches for 1015

yards and 11 TDs ... Named team's offensive MVP and to All-MAC Second Team ... Tied a school record with four TD catches on Sept. 8 against Morgan State. **2011**—Played in nine games with eight starts and led team with 641 receiving yards and four TDs despite missing final three games due to injury ... Finished with 43 catches, including a career-high 10 on Sept. 3 against Pittsburgh. **2010**—Played in 11 games with nine starts as a redshirt freshman and logged 26 receptions for 414 yards and four TDs ... Led team with 15.9 yards per reception. **2009**—Redshirted.

High school: Attended Grand Island (N.Y.) High School, where he had 51 catches for a school-record 1182 yards and 22 TDs his senior season ... His 1182 receiving yards is a Western New York record for receiving yards in a season ... Earned the James Lofton Award as the top receiver in Western New York in 2008 ... Named First-team All-Western New York as a junior and senior.

Personal: Hometown is Grand Island, N.Y. ... Named to MAC's All-Academic team as a junior at Buffalo ... Named in high school to Buffalo News All-Western New York Scholar Athlete Team ... Last name is pronounced "NEUTS."



## NEWHOUSE, MARSHALL

OT #74

**Height:** 6-4  
**Weight:** 328  
**College:** Texas Christian  
**Experience:** 5th-year player in 2014

**2013 games-starts:** 15-2 (15-2 G.B.)  
**Career games-starts:** 47-31  
**Born:** 9-29-88  
**Hometown:** Dallas, Texas  
**Acquired:** UFA(G.B.)'14

*A fifth-year NFL player for 2014, Newhouse signed with Bengals as an unrestricted free agent on March 21 ... Played 47 games with 31 starts for Green Bay over the last four seasons ... Saw action in 15 games with two starts for Green Bay last season, and over 2011-12, he played in every game, with 29 starts ... Started 13 games for '11 Packers team that went 15-1, helping QB Aaron Rodgers win NFL MVP award from Associated Press ... Packers won NFC North Division title in each of the last three years, and Newhouse played in all four Green Bay postseason games, with two starts ... Was starting LOT at Texas Christian for Bengals QB Andy Dalton's first three seasons at TCU.*

**Career transactions:** Selected by Green Bay in fifth round of 2010 NFL Draft (169th overall) ... Signed with Packers on 6-23-10 ... Contract expired after 2013 season ... Signed with Cincinnati as unrestricted free agent on 3-21-14.

**2013:** Played the season primarily as Green Bay's No. 3 OT, backing up Don Barclay on the right side and David Bakhtiari on the left ... Also saw periodic action in formations using an extra blocker, and had one stint at G ... Played ROT in second half Nov. 4 vs. Chicago, as Barclay switched to RG for injured T.J. Lang ... Played ROT on Nov. 10 vs. Philadelphia, result of line shuffle after C Evan Dietrich-Smith was sidelined in second quarter ... Started at ROT Nov. 17 at N.Y. Giants and Nov. 24 vs. Minnesota, replacing injured Barclay ... Helped offense gain 494 yards in five quarters during 26-all tie with Minnesota ... On Nov. 28 at Detroit, entered game in second quarter at RG as line adjusted to injury to C Dietrich-Smith ... Inactive on Dec. 8 vs. Atlanta due to illness ... Played primarily on special teams in Games 14-16 ... In Wild Card playoff on 1-5-14 vs. San Francisco, relieved injured Bakhtiari at LOT in in fourth quarter and had a key block on FB John Kuhn's one-yard TD run.

**Previous seasons:** **2010**—Rookie was on Green Bay roster for first 15 games before move to Reserve/Injured list (back) for season finale ... Inactive (coaches' decision) for Games 1-14 and not cleared for Game 15, due to back injury suffered Dec. 22 in practice. **2011**—Opened season as a reserve OT for Green Bay, but injuries provided him the opportunity to make 13 starts, most of any Packers OT ... Started 10 games at LOT and three at ROT ... Helped team set franchise record for points (560), second-most in NFL history, and team also set club records for total net yards (6842) and net passing yards (4924) ... Did not start in Divisional playoff on 1-15-12 vs. Giants, but wound up with most of the snaps at LOT. **2012**—Started all 16 games and both playoff games for Packers team that won NFC North with 11-5 record ... One of two Packers to play

every offensive snap as team finished fifth in NFL in scoring (27.1) ... Helped team average 134.4 rushing yards over five-game stretch (Games 11-15) ... Helped QB Aaron Rodgers post 104.9 passer rating in Divisional playoff win on 1-5-13 vs. Minnesota.

**College:** Played four seasons (2006-09) at Texas Christian, seeing action in all 52 games during his tenure as team earned a bowl berth each year ... Was Bengals QB Andy Dalton's left tackle for Dalton's first three seasons ('07-09) ... In '09, when Newhouse was a senior and Dalton a junior, the Horned Frogs posted TCU's first undefeated regular season in 71 years before losing to Boise State in Fiesta Bowl ... Earned honorable mention All-America from SI.com as senior ... Only '06 true freshman to see offensive action, playing all 13 games.

**Personal:** Hometown is Dallas, Texas ... Attended Lake Highlands High School, where he earned first-team all-district honors as a senior ... Also lettered in high school in track and field, weightlifting and wrestling, and was state shot put champion as a senior ... Earned degree from TCU in advertising and public relations, with a minor in art ... Active in community relations during his career, he went on a mission trip to Haiti in May 2011, and in 2012, he played video games with troops overseas as part of "Pro vs. G.I. Joe" program.

### MARSHALL NEWHOUSE'S STATISTICS

#### GAMES-STARTS


YEAR	TEAM	GAMES	STARTS
2010	Green Bay	...	*DID NOT PLAY
2011	Green Bay	16	13
2012	Green Bay	16	16
2013	Green Bay	15	2
CAREER		47	31

#### POSTSEASON

#### GAMES-STARTS

YEAR	TEAM	GAMES	STARTS
2010	Green Bay	...	*DID NOT PLAY
2011	Green Bay	1	0
2012	Green Bay	2	2
2013	Green Bay	1	0
CAREER		4	2

\* NOTE: In 2010, Newhouse was inactive for 15 regular-season games and on the Reserve/Injured list for one regular-season game and four postseason games.



## NEWMAN, TERENCE

CB #23

**Height:** 5-10  
**Weight:** 197  
**College:** Kansas State  
**Experience:** 12th-year player in 2014

**2013 games-starts:** 13-13  
**Career games-starts:** 161-159  
**Born:** 9-4-78  
**Hometown:** Salina, Kan.  
**Acquired:** FA'12

*A 12th-year NFL player for 2014, Newman has logged two strong seasons for Cincinnati after playing nine years with two Pro Bowls for Dallas ... He was sidelined with knee injury for last three games and Wild Card playoff of 2013, but the injury, suffered Dec. 8 vs. Indianapolis, is not an issue for '14 offseason work ... Started the first 13 games of '13 and finished second on team in passes defended (14) while logging two INTs ... Scored a game-winning TD on a fumble return vs. Green Bay ... Has 36 career INTs, most on current Bengals roster ... Has averaged 14.6 games played and 14.5 starts over his 11 full NFL seasons.*

**Career transactions:** Selected by Dallas in first round of 2003 NFL Draft (fifth overall) ... Signed with Cowboys on 7-24-03 ... Signed contract extension with Cowboys on 5-20-08 ... Released by Cowboys on 3-14-12 ... Signed with Cincinnati as free agent on 4-13-12 ... Re-signed with Bengals as unrestricted free agent on 4-1-13.

**Pro Bowl participation:** Has played in two Pro Bowls ... Played for NFC in 2007 season and had two tackles ... Started for NFC in 2009 season led squad with six tackles.

**2013 highlights:** Started Games 1-13 at LCB, logging 51 tackles, 14 passes defended (second on team), two INTs and a fumble return for a TD ... Led secondary with six tackles Sept. 16 vs. Pittsburgh, and had team-leading two passes defended ... On Sept. 22 vs. Green Bay, scooped a fumble by teammate Reggie Nelson, following Nelson's recovery of a Packers fumble, and ran 58 yards for late fourth-quarter TD that gave Bengals 34-30 victory ... Also vs. Packers, intercepted an Aaron Rodgers pass in third quarter ... Tied for secondary lead with six tackles on Sept. 29 at Cleveland ... On Oct. 6 vs. New England, broke up Pats' bid for a 44-yard TD pass in fourth quarter, separating WR Aaron Dobson from ball in the end zone ... Four tackles and two passes defended Oct. 13 at Buffalo ... Five tackles and team-high three passes defended Oct. 20 at Detroit ... On Nov. 10 at Baltimore, intercepted deep Joe Flacco pass at Bengals 30 in fourth quarter, and offense responded with a TD drive ... Two tackles and two passes defended Nov. 17 vs. Cleveland ... Totaled four tackles on Dec. 8 vs. Indianapolis before leaving the game with a knee injury.

**Previous seasons:** **2003**—Led Cowboys Wild Card playoff team with four INTs, tying for NFL rookie lead ... Became only third rookie CB in Cowboys history to start a season opener (Sept. 7 vs. Atlanta) ... Had three of his INTs off Tim Hasselbeck in win Dec. 14 at Washington, earning NFC Defensive Player of the Week honor as he became first Cowboy rookie to snag three in a game ... Aided defense's rise from 18th to first in NFL net defense ... Logged first career INT, off Kerry Collins, in Sept. 15 Monday night game at N.Y. Giants. **2004**—Led Dallas with four INTs, first Cowboy since Everson Walls (1981-82) to lead team outright in consecutive seasons ... Also led in passes defended (13) ... Career-high 13 tackles Oct. 17 vs. Pittsburgh ... On Nov. 25 vs. Chicago (Thanksgiving Day), his 11-yard return of fourth-quarter INT set up clinching score in 21-7 win. **2005**—Led Cowboys with 15 passes defended and tied for second in INTs (three) ... In Monday night game Sept. 19 vs. Washington, picked off a Mark Brunell pass for his fifth INT in five games against Redskins ... His two passes defended on Sept. 25 at San Francisco included one that LB Dat Nguyen intercepted to seal 34-31 win ... On Nov. 24 vs. Denver, had two takeaways that led to TDs — a second-quarter INT and a fourth-quarter fumble recovery. **2006**—Started every game for the fourth straight season, aiding Dallas' capture of Wild Card playoff berth ... Had his biggest season as a punt returner, averaging 10.1

yards on 20 returns (fifth in NFC), including 56-yarder for first career TD Dec. 31 vs. Detroit ... Career-best four passes defended in playoff-clinching win Dec. 16 at Atlanta. **2007**—Earned first Pro Bowl berth while helping Dallas to 13-3 record and NFC East title ... His streak of 64 straight starts to begin his career ended when he sat out season opener due to foot injury ... Had four INTs and tied for team lead in passes defended (15) ... In his first start of season, comeback 25-24 win at Buffalo, he stopped a fourth-quarter threat with INT at Dallas five that he returned career-long 70 yards. ... Scored first career TD via INT return in win Nov. 22 (Thanksgiving) vs. N.Y. Jets, going 50 yards. **2008**—Led Cowboys in INTs (four) for the third time, despite being limited to 10 games due to groin/abdominal injuries ... His INT on Nov. 27 vs. Seattle marked his fifth turnover play in six Thanksgiving Day games ... Two INTs in win Dec. 14 vs. N.Y. Giants. **2009**—Earned his second Pro Bowl berth, starting every game for Dallas team that won NFC East at 11-5 and took Wild Card playoff win vs. Philadelphia before losing Divisional game at Minnesota ... Three INTs and career-high 21 passes defended ... On Sept. 28 vs. Carolina, returned INT against Jake Delhomme 27 yards for fourth-quarter TD in 21-7 win. **2010**—Tied for Dallas team lead with career-best five INTs, his fourth time to at least tie for club lead ... Two INTs in season finale on 1-2-11 at Philadelphia, his third multi-INT game of career. **2011**—Started Games 3-16 for Dallas after missing preseason and Games 1-2 due to groin strain ... Tied for Cowboys INT lead (four), including 43-yard TD vs. Buffalo ... Also tied for lead in passes-defended (10) ... Intercepted Tom Brady pass Oct. 16 at New England, and also had fumble recovery and six tackles ... Snagged 30th career INT Nov. 6 vs. Seattle, against QB Tarvaris Jackson ... His 43-yard INT return for TD Nov. 13 vs. Buffalo was one of two INTs in the game ... TD vs. Buffalo was fourth career score (three INTs, one PR). **2012**—Started Games 1-15 and Wild Card playoff in first Bengals season ... Inactive for Game 16 due to groin strain ... Led team in passes defended (14) and ranked fifth tackles (75) ... Forced a Chris Ogbonnaya fumble Sept. 16 vs. Cleveland which Bengals recovered, setting up a FG, and tied for secondary lead with eight tackles ... Six tackles on Oct. 7 vs. Miami, along with five-yard fumble return in first quarter that led to Bengals FG ... On Nov. 4 vs. Denver, recorded fifth career multi-INT game when he intercepted QB Peyton Manning twice, including once in the end zone to thwart a Broncos scoring drive, and both INTs set up Bengals scoring drives (one FG, one TD) ... Led secondary in tackles (seven) on Nov. 11 vs. N.Y. Giants, and had two passes defended ... Led secondary in tackles (eight) on Dec. 23 at Pittsburgh, and recovered a fumble on game's final play to seal victory as Steelers lateraled with no time remaining ... Seven tackles and a pass defended in Wild Card playoff on 1-5-13 at Houston.

**College:** Played four seasons (1999-2002) at Kansas State, closing with a senior season in which he was a consensus All-America selection and the first Kansas State player to win Jim Thorpe Award as nation's top DB ... Also Big 12 Defensive Player of the Year as a senior ... Career totals of 133 tackles, 10 INTs and 32 passes defended ... In track, set a school record in the 100 meters (10.20 seconds) and won two Big 12 100-meter championships.

**Personal:** Hometown is Salina, Kan. ... Attended Central High School, where he lettered in football, track, basketball and baseball ... Business major at Kansas State ... Active in community service with Cowboys, supporting many causes, including Children's Cancer Fund, Leukemia and Lymphoma Society, American Diabetes Association and Salvation Army ... Also supported NFL flag football and started "Breakfast Buddies" program for kids in his hometown ... Enjoys golf and travel.

## TERENCE NEWMAN'S STATISTICS

			DEFENSE							INTERCEPTIONS					SCORING				
YEAR	TEAM	G-S	ST	AT	TT	SKS-YDS	PD	FF	FR-YDS	NO	YDS	AVG	LG	TD	TD	TD-IntRt	TD-FRRt	S	PTS
2003	Dallas	16-16	69	11	80	1-0	14	0	1-0	4	23	5.8	25	0	0	0	0	0	0
2004	Dallas	16-16	61	5	66	0-0	13	2	0-0	4	31	7.8	21	0	0	0	0	0	0
2005	Dallas	16-16	55	15	70	1-6	15	1	1-0	3	16	5.3	12	0	0	0	0	0	0
2006	Dallas	16-16	54	12	66	0-0	12	0	0-0	1	12	12.0	12	0	*1	0	0	0	6
2007	Dallas	13-11	51	11	62	0-0	15	1	0-0	4	129	32.3	70	1	1	1	0	0	6
2008	Dallas	10-10	31	8	39	0-0	13	0	1-0	4	2	0.5	2	0	0	0	0	0	0
2009	Dallas	16-16	54	14	68	0-0	21	3	0-0	3	36	12.0	27t	1	1	1	0	0	6
2010	Dallas	16-16	67	14	81	0-0	14	1	1-1	5	16	3.2	30	0	0	0	0	0	0
2011	Dallas	14-14	40	17	57	0-0	10	0	1-7	4	80	20.0	43t	1	1	1	0	0	6
2012	Cincinnati	15-15	49	26	75	0-0	14	1	2-8	2	0	0.0	0	0	0	0	0	0	0
2013	Cincinnati	13-13	44	7	51	0-0	14	0	0-0	2	8	4.0	9	0	**1	0	0	0	6
DALL. TOTALS		133-131	482	107	589	2-6	127	8	5-8	32	345	10.8	70	3	4	3	0	0	24
CIN. TOTALS		28-28	93	33	126	0-0	28	1	2-8	4	8	2.0	9	0	1	0	0	0	6
CAREER		161-159	575	140	715	2-6	155	9	7-16	36	353	9.8	70	3	5	3	0	0	30

		SPECIAL TEAMS								KICKOFF RETURNS							PUNT RETURNS					
YEAR	TEAM	ST	AT	TT	FF	FR-YDS	BP	BFG	BXP	NO	YDS	AVG	FC	LG	TD	NO	YDS	AVG	FC	LG	TD	
2004	Dallas	0	0	0	0	0-0	0	0	0	0	0	—	0	—	0	2	13	6.5	0	7	0	
2005	Dallas	0	0	0	0	0-0	0	0	0	0	0	—	0	—	0	10	55	5.5	6	26	0	
2006	Dallas	1	0	1	0	0-0	0	0	0	0	0	—	0	—	0	20	202	10.1	6	56t	1	
2007	Dallas	0	0	0	0	0-0	0	0	0	0	0	—	0	—	0	4	26	6.5	1	13	0	
2009	Dallas	0	0	0	0	0-0	0	0	0	0	0	—	0	—	0	2	-11	-5.5	0	0	0	
2010	Dallas	0	0	0	0	0-0	0	0	0	1	9	9.0	0	9	0	0	0	—	0	—	0	
2012	Cincinnati	2	0	2	0	0-0	0	0	0	0	0	—	0	—	0	0	0	—	0	—	0	
DALL. TOTALS		1	0	1	0	0-0	0	0	0	1	9	9.0	0	9	0	38	285	7.5	13	56t	1	
CIN. TOTALS		2	0	2	0	0-0	0	0	0	0	0	—	0	—	0	0	0	—	0	—	0	
CAREER		3	0	3	0	0-0	0	0	0	1	9	9.0	0	9	0	38	285	7.5	13	56t	1	

## RUSHING

YEAR	TEAM	ATT	YDS	AVG	LG	TD
2005	Dallas	1	4	4.0	4	0
CAREER		1	4	4.0	4	0

PUNT RETURN SINGLE-GAME HIGHS: RETURNS—3 (four times; most recently for Dallas on 11-22-07 vs. N.Y. Jets). YARDS—56 (for Dallas; 12-31-06 vs. Detroit). LONG—56t (for Dallas; 12-31-06 vs. Detroit). TOUCHDOWNS—1 (for Dallas; 12-31-06 vs. Detroit).

## POSTSEASON

			DEFENSE							INTERCEPTIONS					SCORING				
YEAR	TEAM	G-S	ST	AT	TT	SKS-YDS	PD	FF	FR-YDS	NO	YDS	AVG	LG	TD	TD	TD-IntRt	TD-FRRt	S	PTS
2003	Dallas	1-1	5	0	5	0-0	0	0	0-0	—	—	—	—	—	—	—	—	—	—
2006	Dallas	1-1	5	1	6	0-0	1	0	0-0	—	—	—	—	—	—	—	—	—	—
2007	Dallas	1-1	0	0	0	0-0	0	0	0-0	—	—	—	—	—	—	—	—	—	—
2009	Dallas	2-2	8	2	10	0-0	1	0	0-0	—	—	—	—	—	—	—	—	—	—
2012	Cincinnati	1-1	7	0	7	0-0	1	0	0-0	—	—	—	—	—	—	—	—	—	—
2013	Cincinnati	0-0	INACTIVE***							INACTIVE***					INACTIVE***				
DALL. TOTALS		5-5	18	3	21	0-0	2	0	0-0	—	—	—	—	—	—	—	—	—	—
CIN. TOTALS		1-1	7	0	7	0-0	1	0	0-0	—	—	—	—	—	—	—	—	—	—
CAREER		6-6	25	3	28	0-0	3	0	0-0	—	—	—	—	—	—	—	—	—	—

			SPECIAL TEAMS							KICKOFF RETURNS						PUNT RETURNS						
YEAR	TEAM		ST	AT	TT	FF	FR-YDS	BP	BFG	BXP	NO	YDS	AVG	FC	LG	TD	NO	YDS	AVG	FC	LG	TD
2006	Dallas		—	—	—	—	—	—	—	—	—	—	—	—	—	—	1	17	17.0	0	17	0
2009	Dallas		—	—	—	—	—	—	—	—	—	—	—	—	—	—	0	0	—	1	—	0
CAREER			—	—	—	—	—	—	—	—	—	—	—	—	—	—	1	17	17.0	1	17	0

\* NOTE: Newman scored a TD on a punt return with Dallas in 2006.

\*\* NOTE: In 2013 (9-22-13 vs. Green Bay), Newman recovered a defensive teammate's fumble and returned it 58 yards for a TD. Since the recovery was of a Bengals' own fumble (not an opponent's fumble), Newman did not receive credit for a defensive fumble recovery, defensive fumble recovery return yardage or a defensive score.

\*\*\* NOTE: Newman was inactive for one postseason game with Cincinnati in 2013.

## 2013 REGULAR-SEASON GAME-BY-GAME

DATE	OPPONENT	DEFENSE								INTERCEPTIONS				
		ST	AT	TT	SKS-YDS	INT-YDS	PD	FF	FR-YDS	NO	YDS	AVG	LG	TD
9-8	at Chicago	3	1	4	0-0	0-0	0	0	0-0	0	0	—	—	0
9-16	PITTSBURGH	5	1	6	0-0	0-0	2	0	0-0	0	0	—	—	0
9-22	GREEN BAY	6	0	6	0-0	1-9	1	0	0-0	1	9	9.0	9	0
9-29	at Cleveland	4	2	6	0-0	0-0	0	0	0-0	0	0	—	—	0
10-6	NEW ENGLAND	2	0	2	0-0	0-0	1	0	0-0	0	0	—	—	0
10-13	at Buffalo	3	1	4	0-0	0-0	2	0	0-0	0	0	—	—	0
10-20	at Detroit	5	0	5	0-0	0-0	3	0	0-0	0	0	—	—	0
10-27	N.Y. JETS	3	0	3	0-0	0-0	0	0	0-0	0	0	—	—	0
10-31	at Miami	3	0	3	0-0	0-0	1	0	0-0	0	0	—	—	0
11-10	at Baltimore	4	1	5	0-0	1-(-1)	2	0	0-0	1	-1	-1.0	-1	0
11-17	CLEVELAND	2	0	2	0-0	0-0	2	0	0-0	0	0	—	—	0
11-24	— BYE —													
12-1	at San Diego	1	0	1	0-0	0-0	0	0	0-0	0	0	—	—	0
12-8	INDIANAPOLIS	3	1	4	0-0	0-0	0	0	0-0	0	0	—	—	0
12-15	at Pittsburgh				INACTIVE									
12-22	MINNESOTA				INACTIVE									
12-29	BALTIMORE				INACTIVE									
TOTALS		44	7	51	0-0	2-8	14	0	0-0	2	8	4.0	9	0





## NUGENT, MIKE

K #2

**Height:** 5-10  
**Weight:** 190  
**College:** Ohio State  
**Experience:** 10th-year player in 2014

**2013 games-starts:** 16-0  
**Career games-starts:** 108-0  
**Born:** 3-2-82  
**Hometown:** Centerville, Ohio  
**Acquired:** FA'10

*A 10th-year NFL player for 2014, Nugent will be in his fifth Bengals season ... Had two game-winning FGs in 2013, including a 54-yarder Oct. 20 at Detroit ... Had another 54-yarder Oct. 31 at Miami to put Bengals ahead in final two minutes, though Cincinnati lost ... Came back from a calf injury that caused him to miss last four games and Wild Card playoff in 2012 ... His career-best 132 points and 33 FGs made in 2011 are Bengals season records, and he shares team mark for longest FG (55 yards) ... Handles kickoffs as well ... Former Ohio State All-American entered NFL as second-round N.Y. Jets draft pick in 2005.*

**Career transactions:** Selected by N.Y. Jets in second round of 2005 NFL Draft (47th overall) ... Signed with Jets on 7-29-05 ... Signed with Tampa Bay as unrestricted free agent on 3-4-09 ... Released by Buccaneers on 10-6-09 ... Signed with Arizona on 12-16-09 ... Released by Cardinals on 1-1-10 ... Signed with Cincinnati as free agent on 4-23-10 ... Designated as Bengals franchise player on 3-2-12 ... Re-signed with Bengals as designated franchise player on 4-25-12 ... Re-signed with Bengals on 3-10-13.

**Game over:** Nugent had game winning FGs in consecutive games in October of 2013. On Oct. 13 at Buffalo, his 43-yarder in overtime gave Bengals a 27-24 win, and on Oct. 30 at Detroit, he kicked a 54-yarder at the fourth-quarter gun for another 27-24 win. His kick at Detroit tied a 1994 Doug Pelfrey kick vs. Philadelphia for longest-Bengals game-winner at the gun. In the Buffalo and Detroit games, he became the first Cincinnati kicker since '94 to win games on the last play in back-to-back games. Pelfrey did it in '94 on Nov. 6 at Seattle and Nov. 13 vs. Houston.

**More 2013 highlights:** Played in Games 1-16, going 18-for-22 on FGs and 52-for-53 on PATs ... Also played in Wild Card playoff ... On kickoffs, 57 of his 72 reached end zone, with 30 of those for touchbacks ... Missed his only FG try Sept. 22 vs. Green Bay (52 WL) and had a PAT blocked due to protection breakdown ... Two on FGs Oct. 6 vs. New England, one from 39 yards and one from 50 ... Details on Nugent's game-winning FGs on Oct. 13 at Buffalo and on Oct. 20 at Detroit are in previous item ... Went two-for-two FGs on Oct. 31 at Miami, including go-ahead 54-yarder with 1:24 to play, but Dolphins came back to tie and eventually win in OT ... Connected on his lone FG try, from 46 yards, Dec. 1 at San Diego, giving Bengals two-score lead in fourth quarter ... Pressed into emergency punting duties on Dec. 15 at Pittsburgh, following injury to P Kevin Huber, and punted twice for a gross and net average of 40.0 ... Did not attempt FG for third consecutive game Dec. 22 vs. Minnesota, first time Bengals had no FG attempts in three straight games since 1997 ... Made both FG attempts (39, 38) Dec. 29 vs. Baltimore ... Made his only FG attempt (46) in Wild Card playoff on 1-5-14 vs. San Diego.

**Nugent's game-winners:** Nugent has made seven game-winning FGs in the last two minutes of regulation or in overtime ... His two in 2013 are detailed in previous "Game over" item ... On 10-2-11, for Bengals vs. Buffalo, converted from 43 yards as time expired to break a tie and give Bengals 23-20 win ... On 11-27-11, for Bengals vs. Cleveland, hit a 26-yarder with 0:38 left for 23-20 win ... For Jets vs. Pittsburgh on 11-18-07, his 38-yarder in OT produced a 19-16 win ... For Jets vs. Kansas City 12-30-07, his 43-yarder in OT netted 13-10 win ... For Jets at Miami on 12-25-06, made a 30-yard FG in the rain with 10 seconds left, lifting New York to 13-10 win in Monday night game.

**33 years in the making:** On Nov. 25, 2012 vs. Oakland, Nugent connected on a personal career-long 55-yard FG. It tied a Bengals mark set only once previously, by Chris Bahr on Sept. 23, 1979 vs. Houston. In the roughly 33 years between the Bahr and Nugent kicks, four Bengals kickers combined to attempt six unsuccessful tries from 55 or more yards.

**Best from long distance:** As a Bengal, Nugent has converted six of 10 FG attempts from 50 or more yards. He is the only Bengal to top 50 percent from 50 or more yards. Second best in the category is Doug Pelfrey at 47.06 percent (eight of 17).

**More from previous seasons:** **2005**—Played in every Jets game and scored 90 points, going 22-for-28 on FGs and 24-for-24 on PATs ... Went four-for-four on FGs in win Dec. 11 vs. Oakland. **2006**—Scored 106 points as Jets went 10-6 to earn Wild Card playoff berth ... Made 24-of-27 FG attempts, setting Jets season accuracy record (88.9 percent) ... Made all three FG attempts in playoff loss at New England. **2007**—Logged second straight 100-point season for Jets (110) ... 50-yard FG on Sept. 16 at Baltimore was his 19th straight, a streak that ranked second in Jets history ... On Nov. 4 vs. Washington, hit game-tying 30-yarder with 10 seconds left ... Went four-for-four on FGs in consecutive games Dec. 2 at Miami and Dec. 9 vs. Cleveland. **2008**—Suffered quad injury on a kickoff in Jets opener Sept. 7 at Miami and was not able to finish game ... Following recovery, Jets chose not to displace Jay Feely as No. 1 kicker, and Nugent remained on roster on game day inactive status through season's end. **2009**—Played Games 1-4 for Tampa Bay after signing as UFA, but released after Week 4 ... Signed with Arizona and played Games 14-15, but released the week of Game 16 ... Over six combined games, he went 14-for-14 on PATs and four-for-eight on FGs. **2010**—Joined Bengals as free agent and posted longest streak of consecutive made FGs to open a Cincinnati career, nine-of-nine during Games 1-4 ... Kicked 54-yard FG on Sept. 12 at New England, tying at the time for second-longest FG in Bengals history ... Earned AFC Special Teams Player of the Week honor for Sept. 19 vs. Baltimore, when he went five-for-five on FGs (career high for a game), scoring all of Cincinnati's points in 15-10 win ... AFC Special Teams Player of the Month for September ... Suffered knee injury (ACL tear) on onside kick attempt Nov. 14 at Indianapolis ... Placed Nov. 15 on Reserve/Injured list. **2011**—Played in all 16 games and Wild Card playoff ... Scored Bengals-record 132 points, surpassing Shayne Graham's mark of 131 from 2005, and his 33 FGs also set club mark, passing Graham's 31 in '05 ... Made late game-winning FGs vs. Buffalo and vs. Cleveland ... First in AFC and second in NFL in total FGs ... Had 67 of his 80 kickoffs (83.8 percent) reach end zone and helped Bengals rank first in NFL in average starting field position after kicking off (20.3-yard line) ... Three-for-three on FGs Oct. 2 vs. Buffalo, including game-winner (23-20) from 43 yards as time expired ... Two-for-two on FGs on Oct. 30 at Seattle; including 48-yarder in fourth quarter to give Bengals 20-12 lead ... Three-for-three on FGs Nov. 27 vs. Cleveland (23, 40, 26), including game-winner (23-20) from 26 yards with 0:38 remaining ... One-for-two on FGs in Wild Card playoff on 1-7-12 at Houston, going wide right from 50 yards before converting from 37. **2012**—Made 19-of-23 FG attempts, but suffered calf injury in practice Dec. 5, causing him to miss last four games and Wild Card playoff ... Made both FG attempts (39, 37) in win Sept. 16 vs. Cleveland ... Only FG on Sept. 23 at Washington was a 47-yarder ... Two-for-two (both 35-yarders) on Sept. 30 at Jacksonville ... Made his only FG attempt (28 yards) on Nov. 11 vs. N.Y. Giants ... Converted both FG attempts (19 and 24 yards) on Dec. 2 at San Diego.

**Do-it-yourself Block winner:** Nugent was named in 2011 as the Bengals' recipient of the annual Ed Block Courage Award, which honors players who demonstrate commitment to the values of sportsmanship and courage. Nugent suffered a torn anterior cruciate ligament (ACL) on his kicking leg in Game 9 of 2010, but fully recovered and was ready in time for the start of 2011 training camp in late July. The NFL lockout during the '11 offseason complicated an already-difficult rehabilitation process for an ACL injury, and Nugent earned praise for arranging much of his own treatment for recovery.

**College:** Left Ohio State with 22 school records, including most career points (356) ... Won the Lou Groza Award (given annually to the nation's top kicker) as a senior in 2004 and was a consensus All-American ... In OSU's 2002 national title season, he scored school-record 120 points and became first Buckeye kicker to earn first-team All-America honors ... Was 72-for-88 (81.8 percent) on career FGs.

**Personal:** Hometown is Centerville, Ohio ... Attended Centerville High School, where he was a second-team Division I All-Ohio selection by Associated Press ... Also played QB as a prep senior ... Earned degree from Ohio State's

(Mike Nugent, continued)

Fisher College of Business ... Married (wife Emily) ... Offseason residence is Scottsdale, Ariz. ... Active in community service; has worked with United Way,

Taste of NFL and Cancer Free Kids ... Father, Dan, played football at Wisconsin and Dayton ... In 2006, appeared on "The Late Show with David Letterman" and kicked a football through a 12th-floor window at CBS offices ... Hobbies include golf, trap shooting, traveling and coaching football camps.

## MIKE NUGENT'S STATISTICS

			SCORING									
YEAR	TEAM	G-S	FG	FGA	FG%	LG	BFG	XP	XPA	XP%	BXP	PTS
2005	N.Y. Jets	16-0	22	28	78.6	49	1	24	24	100.0	0	90
2006	N.Y. Jets	16-0	24	27	88.9	54	0	34	35	97.1	0	106
2007	N.Y. Jets	16-0	29	36	80.6	50	0	23	24	95.8	1	110
2008	N.Y. Jets	1-0	0	1	0.0	—	0	2	2	100.0	0	2
2009	Tampa Bay	4-0	2	6	33.3	37	1	6	6	100.0	0	12
	Arizona	2-0	2	2	100.0	48	0	8	8	100.0	0	14
2010	Cincinnati	9-0	15	19	78.9	54	1	17	17	100.0	0	62
2011	Cincinnati	16-0	33	38	86.8	49	1	33	34	97.1	0	132
2012	Cincinnati	12-0	19	23	82.6	55	0	35	35	100.0	0	92
2013	Cincinnati	16-0	18	22	81.8	54	0	52	53	98.1	1	106
NYJ TOTALS		49-0	75	92	81.5	54	1	83	85	97.6	1	308
T.B. TOTALS		4-0	2	6	33.3	37	1	6	6	100.0	0	12
ARIZ. TOTALS		2-0	2	2	100.0	48	0	8	8	100.0	0	14
CIN. TOTALS		53-0	85	102	83.3	55	2	137	139	98.6	1	392
CAREER		108-0	164	202	81.2	55	4	234	238	98.3	2	726

		FIELD GOALS												
YEAR	TEAM	1-19	PCT	20-29	PCT	30-39	PCT	40-49	PCT	50+	PCT	TOT	FG%	
2005	N.Y. Jets	0-0	—	8-9	88.9	7-7	100.0	7-10	70.0	0-2	0.0	22-28	78.6	
2006	N.Y. Jets	1-1	100.0	7-7	100.0	10-12	83.3	4-4	100.0	2-3	66.7	24-27	88.9	
2007	N.Y. Jets	1-1	100.0	11-11	100.0	10-12	83.3	6-8	75.0	1-4	25.0	29-36	80.6	
2008	N.Y. Jets	0-0	—	0-0	—	0-1	0.0	0-0	—	0-0	—	0-1	0.0	
2009	Tampa Bay	0-0	—	1-1	100.0	1-2	50.0	0-3	0.0	0-0	—	2-6	33.3	
	Arizona	1-1	100.0	0-0	—	0-0	—	1-1	100.0	0-0	—	2-2	100.0	
2010	Cincinnati	0-0	—	5-5	100.0	7-7	100.0	1-3	33.3	2-4	50.0	15-19	78.9	
2011	Cincinnati	0-0	—	14-14	100.0	5-8	62.5	14-16	87.5	0-0	—	33-38	86.8	
2012	Cincinnati	2-2	100.0	5-5	100.0	5-5	100.0	6-9	66.7	1-2	50.0	19-23	82.6	
2013	Cincinnati	0-0	—	2-2	100.0	6-7	85.7	7-9	77.8	3-4	75.0	18-22	81.8	
NYJ TOTALS		2-2	100.0	26-27	96.3	27-32	84.4	17-22	77.3	3-9	33.3	75-92	81.5	
T.B. TOTALS		0-0	—	1-1	100.0	1-2	50.0	0-3	0.0	0-0	—	2-6	33.3	
ARIZ. TOTALS		1-1	100.0	0-0	—	0-0	—	1-1	100.0	0-0	—	2-2	100.0	
CIN. TOTALS		2-2	100.0	26-26	100.0	23-27	85.2	28-37	75.7	6-10	60.0	85-102	83.3	
CAREER		5-5	100.0	53-54	98.1	51-61	83.6	46-63	73.0	9-19	47.4	164-202	81.2	

		SPECIAL TEAMS									PUNTING							
YEAR	TEAM	ST	AT	TT	FF	FR-YDS	BP	BFG	BXP	NO	YDS	AVG	NET	TB	IN-20	LG	BLK	
2005	N.Y. Jets	3	1	4	0	0-0	0	0	0	1	18	18.0	18.0	0	1	18	0	
2006	N.Y. Jets	1	3	4	0	0-0	0	0	0	0	0	—	—	0	0	—	0	
2007	N.Y. Jets	1	0	1	0	0-0	0	0	0	0	0	—	—	0	0	—	0	
2010	Cincinnati	1	1	2	0	0-0	0	0	0	0	0	—	—	0	0	—	0	
2011	Cincinnati	0	1	1	0	0-0	0	0	0	0	0	—	—	0	0	—	0	
2012	Cincinnati	1	1	2	0	0-0	0	0	0	0	0	—	—	0	0	—	0	
2013	Cincinnati	3	0	3	0	0-0	0	0	0	2	80	40.0	40.0	0	0	43	0	
NYJ TOTALS		5	4	9	0	0-0	0	0	0	1	18	18.0	18.0	0	1	18	0	
CIN. TOTALS		5	3	8	0	0-0	0	0	0	2	80	40.0	40.0	0	0	43	0	
CAREER		10	7	17	0	0-0	0	0	0	3	98	32.7	32.7	0	1	43	0	

FIELD GOAL SINGLE-GAME HIGHS: MADE—5 (for Cincinnati; 9-19-10 vs. Baltimore). ATTEMPTS—5 (three times; most recently for Cincinnati on 12-24-11 vs. Arizona). MISSED—2 (six times; most recently for Cincinnati on 12-24-11 vs. Arizona). LONG—55 (for Cincinnati; 11-25-12 vs. Oakland).

EXTRA POINT SINGLE-GAME HIGHS: MADE—7 (for Cincinnati; 10-27-13 vs. N.Y. Jets). ATTEMPTS—7 (for Cincinnati; 10-27-13 vs. N.Y. Jets). MISSED—1 (four times; most recently for Cincinnati on 9-22-13 vs. Green Bay [attempt was blocked]).

## POSTSEASON

			SCORING									
YEAR	TEAM	G-S	FG	FGA	FG%	LG	BFG	XP	XPA	XP%	BXP	PTS
2006	N.Y. Jets	1-0	3	3	100.0	37	0	1	1	100.0	0	10
2011	Cincinnati	1-0	1	2	50.0	37	0	1	1	100.0	0	4
2012	Cincinnati	0-0	DID NOT PLAY*									
2013	Cincinnati	1-0	1	1	100.0	46	0	1	1	100.0	0	4
NYJ TOTALS		1-0	3	3	100.0	37	0	1	1	100.0	0	10
CIN. TOTALS		2-0	2	3	66.7	46	0	2	2	100.0	0	8
CAREER		3-0	5	6	83.3	46	0	3	3	100.0	0	18

		FIELD GOALS											
YEAR	TEAM	1-19	PCT	20-29	PCT	30-39	PCT	40-49	PCT	50+	PCT	TOT	FG%
2006	N.Y. Jets	0-0	—	2-2	100.0	1-1	100.0	0-0	—	0-0	—	3-3	100.0
2011	Cincinnati	0-0	—	0-0	—	1-1	100.0	0-0	—	0-1	0.0	1-2	50.0
2013	Cincinnati	0-0	—	0-0	—	0-0	—	1-1	100.0	0-0	—	1-1	100.0
NYJ TOTALS		0-0	—	2-2	100.0	1-1	100.0	0-0	—	0-0	—	3-3	100.0
CIN. TOTALS		0-0	—	0-0	—	1-1	100.0	1-1	100.0	0-1	0.0	2-3	66.7
CAREER		0-0	—	2-2	100.0	2-2	100.0	1-1	100.0	0-1	0.0	5-6	83.3

\* NOTE: Nugent was on the Reserve/Injured list for one postseason game with Cincinnati in 2012.

CAREER GAME-BY-GAME														
		SCORING					FIELD GOALS							
DATE	OPPONENT	FG-FGA	BFG	XP-XPA	BXP	PTS	1-19	20-29	30-39	40-49	50+	LG	TOT	FG%
2005 / N.Y. JETS														
9-11	at Kansas City	0-1	1	1-1	0	1	0-0	0-1	0-0	0-0	0-0	—	0-1	0.0
9-18	MIAMI	1-1	0	2-2	0	5	0-0	0-0	0-0	1-1	0-0	41	1-1	100.0
9-25	JACKSONVILLE	2-2	0	2-2	0	8	0-0	1-1	1-1	0-0	0-0	35	2-2	100.0
10-2	at Baltimore	1-1	0	0-0	0	3	0-0	1-1	0-0	0-0	0-0	21	1-1	100.0
10-9	TAMPA BAY	0-2	0	2-2	0	2	0-0	0-0	0-0	0-2	0-0	—	0-2	0.0
10-16	at Buffalo	1-1	0	2-2	0	5	0-0	0-0	0-0	1-1	0-0	44	1-1	100.0
10-24	at Atlanta	0-0	0	2-2	0	2	0-0	0-0	0-0	0-0	0-0	—	0-0	—
10-30	— BYE —													
11-6	SAN DIEGO	2-3	0	2-2	0	8	0-0	1-1	1-1	0-0	0-1	35	2-3	66.7
11-13	at Carolina	1-1	0	0-0	0	3	0-0	1-1	0-0	0-0	0-0	22	1-1	100.0
11-20	at Denver	0-0	0	0-0	0	0	0-0	0-0	0-0	0-0	0-0	—	0-0	—
11-27	NEW ORLEANS	4-5	0	1-1	0	13	0-0	1-1	1-1	2-2	0-1	45	4-5	80.0
12-4	at New England	1-1	0	0-0	0	3	0-0	0-0	1-1	0-0	0-0	38	1-1	100.0
12-11	OAKLAND	4-4	0	2-2	0	14	0-0	2-2	2-2	0-0	0-0	35	4-4	100.0
12-18	at Miami	2-2	0	2-2	0	8	0-0	0-0	0-0	2-2	0-0	42	2-2	100.0
12-26	NEW ENGLAND	0-0	0	3-3	0	3	0-0	0-0	0-0	0-0	0-0	—	0-0	—
1-1	BUFFALO	3-4	0	3-3	0	12	0-0	1-1	1-1	1-2	0-0	49	3-4	75.0
2006 / N.Y. JETS														
9-10	at Tennessee	1-3	0	2-3	0	5	1-1	0-0	0-2	0-0	0-0	18	1-3	33.3
9-17	NEW ENGLAND	1-1	0	2-2	0	5	0-0	0-0	0-0	1-1	0-0	42	1-1	100.0
9-24	at Buffalo	0-0	0	4-4	0	4	0-0	0-0	0-0	0-0	0-0	—	0-0	—
10-1	INDIANAPOLIS	0-0	0	4-4	0	4	0-0	0-0	0-0	0-0	0-0	—	0-0	—
10-8	at Jacksonville	0-0	0	0-0	0	0	0-0	0-0	0-0	0-0	0-0	—	0-0	—
10-15	MIAMI	2-2	0	2-2	0	8	0-0	0-0	2-2	0-0	0-0	33	2-2	100.0
10-22	DETROIT	1-1	0	4-4	0	7	0-0	0-0	1-1	0-0	0-0	33	1-1	100.0
10-29	at Cleveland	2-3	0	1-1	0	7	0-0	1-1	0-0	1-1	0-1	47	2-3	66.7
11-5	— BYE —													
11-12	at New England	1-1	0	2-2	0	5	0-0	0-0	1-1	0-0	0-0	34	1-1	100.0
11-19	CHICAGO	0-0	0	0-0	0	0	0-0	0-0	0-0	0-0	0-0	—	0-0	—
11-26	HOUSTON	4-4	0	2-2	0	14	0-0	1-1	1-1	1-1	1-1	54	4-4	100.0
12-3	at Green Bay	1-1	0	5-5	0	8	0-0	1-1	0-0	0-0	0-0	24	1-1	100.0
12-10	BUFFALO	2-2	0	1-1	0	7	0-0	0-0	2-2	0-0	0-0	38	2-2	100.0
12-17	at Minnesota	4-4	0	2-2	0	14	0-0	2-2	0-0	1-1	1-1	52	4-4	100.0
12-25	at Miami	2-2	0	1-1	0	7	0-0	1-1	1-1	0-0	0-0	30	2-2	100.0
12-31	OAKLAND	3-3	0	2-2	0	11	0-0	1-1	2-2	0-0	0-0	35	3-3	100.0
Postseason														
1-7	at New England	3-3	0	1-1	0	10	0-0	2-2	1-1	0-0	0-0	37	3-3	100.0
2007 / N.Y. JETS														
9-9	NEW ENGLAND	0-0	0	2-2	0	2	0-0	0-0	0-0	0-0	0-0	—	0-0	—
9-16	at Baltimore	2-3	0	1-1	0	7	0-0	1-1	0-0	0-0	1-2	50	2-3	66.7
9-23	MIAMI	1-1	0	4-4	0	7	0-0	1-1	0-0	0-0	0-0	21	1-1	100.0
9-30	at Buffalo	0-1	0	2-2	0	2	0-0	0-0	0-1	0-0	0-0	—	0-1	0.0
10-7	at N.Y. Giants	1-2	0	3-3	0	6	0-0	0-0	0-0	1-2	0-0	47	1-2	50.0
10-14	PHILADELPHIA	3-4	0	0-0	0	9	0-0	1-1	2-2	0-1	0-0	30	3-4	75.0
10-21	at Cincinnati	3-3	0	2-2	0	11	0-0	1-1	1-1	1-1	0-0	43	3-3	100.0
10-28	BUFFALO	1-1	0	0-0	0	3	0-0	1-1	0-0	0-0	0-0	27	1-1	100.0
11-4	WASHINGTON	2-3	0	2-2	0	8	0-0	1-1	1-1	0-0	0-1	30	2-3	66.7
11-11	— BYE —													
11-18	PITTSBURGH	4-4	0	1-1	0	13	1-1	2-2	1-1	0-0	0-0	38	4-4	100.0
11-22	at Dallas	1-1	0	0-0	0	3	0-0	0-0	0-0	1-1	0-0	40	1-1	100.0
12-2	at Miami	4-4	0	4-4	0	16	0-0	2-2	1-1	1-1	0-0	40	4-4	100.0
12-9	CLEVELAND	4-4	0	0-0	0	12	0-0	0-0	3-3	1-1	0-0	41	4-4	100.0
12-16	at New England	1-2	0	1-1	0	4	0-0	0-0	1-2	0-0	0-0	33	1-2	50.0
12-23	at Tennessee	0-1	0	0-1	1	0	0-0	0-0	0-0	0-0	0-1	—	0-1	0.0
12-30	KANSAS CITY	2-2	0	1-1	0	7	0-0	1-1	0-0	1-1	0-0	43	2-2	100.0
2008 / N.Y. JETS														
9-7	at Miami	0-1	0	2-2	0	2	0-0	0-0	0-1	0-0	0-0	—	0-1	0.0
9-14	NEW ENGLAND			INACTIVE						INACTIVE				
9-22	at San Diego			INACTIVE						INACTIVE				
9-28	ARIZONA			INACTIVE						INACTIVE				
10-5	— BYE —													
10-12	CINCINNATI			INACTIVE						INACTIVE				
10-19	at Oakland			INACTIVE						INACTIVE				
10-26	KANSAS CITY			INACTIVE						INACTIVE				
11-2	at Buffalo			INACTIVE						INACTIVE				
11-9	ST. LOUIS			INACTIVE						INACTIVE				
11-13	at New England			INACTIVE						INACTIVE				
11-23	at Tennessee			INACTIVE						INACTIVE				
11-30	DENVER			INACTIVE						INACTIVE				
12-7	at San Francisco			INACTIVE						INACTIVE				
12-14	BUFFALO			INACTIVE						INACTIVE				
12-21	at Seattle			INACTIVE						INACTIVE				
12-28	MIAMI			INACTIVE						INACTIVE				

		SCORING					FIELD GOALS							
DATE	OPPONENT	FG-FGA	BFG	XP-XPA	BXP	PTS	1-19	20-29	30-39	40-49	50+	LG	TOT	FG%
2009 / TAMPA BAY and ARIZONA														
		Tampa Bay												
9-13	DALLAS	0-2	1	3-3	0	3	0-0	0-0	0-1	0-1	0-0	—	0-2	0.0
9-20	at Buffalo	0-0	0	2-2	0	2	0-0	0-0	0-0	0-0	0-0	—	0-0	—
9-27	N.Y. GIANTS	0-0	0	0-0	0	0	0-0	0-0	0-0	0-0	0-0	—	0-0	—
10-4	at Washington	2-4	0	1-1	0	7	0-0	1-1	1-1	0-2	0-0	37	2-4	50.0
10-11	at Philadelphia	NOT WITH AN NFL TEAM					NOT WITH AN NFL TEAM							
10-18	CAROLINA	NOT WITH AN NFL TEAM					NOT WITH AN NFL TEAM							
10-25	NEW ENGLAND	NOT WITH AN NFL TEAM					NOT WITH AN NFL TEAM							
11-1	— BYE —													
11-8	GREEN BAY	NOT WITH AN NFL TEAM					NOT WITH AN NFL TEAM							
11-15	at Miami	NOT WITH AN NFL TEAM					NOT WITH AN NFL TEAM							
11-22	NEW ORLEANS	NOT WITH AN NFL TEAM					NOT WITH AN NFL TEAM							
11-29	at Atlanta	NOT WITH AN NFL TEAM					NOT WITH AN NFL TEAM							
12-6	at Carolina	NOT WITH AN NFL TEAM					NOT WITH AN NFL TEAM							
12-13	N.Y. JETS	NOT WITH AN NFL TEAM					NOT WITH AN NFL TEAM							
		Arizona												
12-20	at Detroit	1-1	0	4-4	0	7	0-0	0-0	0-0	1-1	0-0	48	1-1	100.0
12-27	ST. LOUIS	1-1	0	4-4	0	7	1-1	0-0	0-0	0-0	0-0	19	1-1	100.0
1-3	GREEN BAY	NOT WITH AN NFL TEAM					NOT WITH AN NFL TEAM							
2010 / CINCINNATI														
9-12	at New England	1-1	0	3-3	0	6	0-0	0-0	0-0	0-0	1-1	54	1-1	100.0
9-19	BALTIMORE	5-5	0	0-0	0	15	0-0	1-1	3-3	1-1	0-0	46	5-5	100.0
9-26	at Carolina	2-2	0	2-2	0	8	0-0	0-0	1-1	0-0	1-1	50	2-2	100.0
10-3	at Cleveland	2-3	1	2-2	0	8	0-0	2-2	0-0	0-1	0-0	25	2-3	66.7
10-10	TAMPA BAY	2-2	0	1-1	0	7	0-0	0-0	2-2	0-0	0-0	35	2-2	100.0
10-17	— BYE —													
10-24	at Atlanta	2-3	0	2-2	0	8	0-0	1-1	1-1	0-0	0-1	33	2-3	66.7
10-31	MIAMI	0-0	0	2-2	0	2	0-0	0-0	0-0	0-0	0-0	—	0-0	—
11-8	PITTSBURGH	0-2	0	3-3	0	3	0-0	0-0	0-0	0-1	0-1	—	0-2	0.0
11-14	at Indianapolis	1-1	0	2-2	0	5	0-0	1-1	0-0	0-0	0-0	27	1-1	100.0
11-21	BUFFALO	RESERVE / INJURED					RESERVE / INJURED							
11-25	at N.Y. Jets	RESERVE / INJURED					RESERVE / INJURED							
12-5	NEW ORLEANS	RESERVE / INJURED					RESERVE / INJURED							
12-12	at Pittsburgh	RESERVE / INJURED					RESERVE / INJURED							
12-19	CLEVELAND	RESERVE / INJURED					RESERVE / INJURED							
12-26	SAN DIEGO	RESERVE / INJURED					RESERVE / INJURED							
1-2	at Baltimore	RESERVE / INJURED					RESERVE / INJURED							
2011 / CINCINNATI														
9-11	at Cleveland	2-2	0	3-3	0	9	0-0	1-1	0-0	1-1	0-0	47	2-2	100.0
9-18	at Denver	3-3	0	1-1	0	10	0-0	1-1	1-1	1-1	0-0	45	3-3	100.0
9-25	SAN FRANCISCO	2-2	0	0-0	0	6	0-0	2-2	0-0	0-0	0-0	23	2-2	100.0
10-2	BUFFALO	3-3	0	2-2	0	11	0-0	1-1	1-1	1-1	0-0	43	3-3	100.0
10-9	at Jacksonville	1-1	0	3-4	0	6	0-0	0-0	0-0	1-1	0-0	47	1-1	100.0
10-16	INDIANAPOLIS	2-3	0	3-3	0	9	0-0	1-1	0-0	1-2	0-0	43	2-3	66.7
10-23	— BYE —													
10-30	at Seattle	2-2	0	4-4	0	10	0-0	0-0	1-1	1-1	0-0	48	2-2	100.0
11-6	at Tennessee	1-1	0	3-3	0	6	0-0	0-0	1-1	0-0	0-0	36	1-1	100.0
11-13	PITTSBURGH	1-1	0	2-2	0	5	0-0	0-0	0-0	1-1	0-0	43	1-1	100.0
11-20	at Baltimore	1-1	0	3-3	0	6	0-0	1-1	0-0	0-0	0-0	27	1-1	100.0
11-27	CLEVELAND	3-3	0	2-2	0	11	0-0	2-2	0-0	1-1	0-0	40	3-3	100.0
12-4	at Pittsburgh	0-1	1	1-1	0	1	0-0	0-0	0-1	0-0	0-0	—	0-1	0.0
12-11	HOUSTON	4-4	0	1-1	0	13	0-0	2-2	0-0	2-2	0-0	49	4-4	100.0
12-18	at St. Louis	2-2	0	2-2	0	8	0-0	1-1	0-0	1-1	0-0	41	2-2	100.0
12-24	ARIZONA	3-5	0	2-2	0	11	0-0	1-1	1-2	1-2	0-0	41	3-5	60.0
1-1	BALTIMORE	3-4	0	1-1	0	10	0-0	1-1	0-1	2-2	0-0	46	3-4	75.0
Postseason														
1-7	at Houston	1-2	0	1-1	0	4	0-0	0-0	1-1	0-0	0-1	37	1-2	50.0
2012 / CINCINNATI														
9-10	at Baltimore	2-2	0	1-1	0	7	1-1	0-0	1-1	0-0	0-0	34	2-2	100.0
9-16	CLEVELAND	2-2	0	4-4	0	10	0-0	0-0	2-2	0-0	0-0	39	2-2	100.0
9-23	at Washington	1-1	0	5-5	0	8	0-0	0-0	0-0	1-1	0-0	47	1-1	100.0
9-30	at Jacksonville	2-2	0	3-3	0	9	0-0	0-0	2-2	0-0	0-0	35	2-2	100.0
10-7	MIAMI	2-3	0	1-1	0	7	0-0	1-1	0-0	1-2	0-0	42	2-3	66.7
10-14	at Cleveland	1-1	0	3-3	0	6	0-0	0-0	0-0	1-1	0-0	44	1-1	100.0
10-21	PITTSBURGH	1-1	0	2-2	0	5	0-0	0-0	0-0	1-1	0-0	48	1-1	100.0
10-28	— BYE —													
11-4	DENVER	3-4	0	2-2	0	11	0-0	1-1	0-0	2-3	0-0	49	3-4	75.0
11-11	N.Y. GIANTS	1-1	0	4-4	0	7	0-0	1-1	0-0	0-0	0-0	28	1-1	100.0
11-18	at Kansas City	0-1	0	4-4	0	4	0-0	0-0	0-0	0-0	0-1	—	0-1	0.0
11-25	OAKLAND	2-3	0	4-4	0	10	0-0	1-1	0-0	0-1	1-1	55	2-3	66.7
12-2	at San Diego	2-2	0	2-2	0	8	1-1	1-1	0-0	0-0	0-0	24	2-2	100.0
12-9	DALLAS	INACTIVE					INACTIVE							
12-13	at Philadelphia	INACTIVE					INACTIVE							
12-23	at Pittsburgh	INACTIVE					INACTIVE							
12-30	BALTIMORE	RESERVE / INJURED					RESERVE / INJURED							
Postseason														
1-5	at Houston	RESERVE / INJURED					RESERVE / INJURED							

		SCORING					FIELD GOALS								
DATE	OPPONENT	FG-FGA	BFG	XP-XPA	BXP	PTS	1-19	20-29	30-39	40-49	50+	LG	TOT	FG%	
2013 / CINCINNATI															
9-8	at Chicago	0-0	0	3-3	0	3	0-0	0-0	0-0	0-0	0-0	—	0-0	—	
9-16	PITTSBURGH	2-2	0	2-2	0	8	0-0	1-1	0-0	1-1	0-0	41	2-2	100.0	
9-22	GREEN BAY	0-1	0	4-5	1	4	0-0	0-0	0-0	0-0	0-1	—	0-1	0.0	
9-29	at Cleveland	2-2	0	0-0	0	6	0-0	1-1	0-0	1-1	0-0	43	2-2	100.0	
10-6	NEW ENGLAND	2-2	0	1-1	0	7	0-0	0-0	1-1	0-0	1-1	50	2-2	100.0	
10-13	at Buffalo	2-3	0	3-3	0	9	0-0	0-0	0-1	2-2	0-0	46	2-3	66.7	
10-20	at Detroit	2-3	0	3-3	0	9	0-0	0-0	0-0	1-2	1-1	54	2-3	66.7	
10-27	N.Y. JETS	0-0	0	7-7	0	7	0-0	0-0	0-0	0-0	0-0	—	0-0	—	
10-31	at Miami	2-2	0	2-2	0	8	0-0	0-0	1-1	0-0	1-1	54	2-2	100.0	
11-10	at Baltimore	1-2	0	2-2	0	5	0-0	0-0	1-1	0-1	0-0	32	1-2	50.0	
11-17	CLEVELAND	2-2	0	5-5	0	11	0-0	0-0	1-1	1-1	0-0	41	2-2	100.0	
11-24	— BYE —														
12-1	at San Diego	1-1	0	2-2	0	5	0-0	0-0	0-0	1-1	0-0	46	1-1	100.0	
12-8	INDIANAPOLIS	0-0	0	6-6	0	6	0-0	0-0	0-0	0-0	0-0	—	0-0	—	
12-15	at Pittsburgh	0-0	0	2-2	0	2	0-0	0-0	0-0	0-0	0-0	—	0-0	—	
12-22	MINNESOTA	0-0	0	6-6	0	6	0-0	0-0	0-0	0-0	0-0	—	0-0	—	
12-29	BALTIMORE	2-2	0	4-4	0	10	0-0	0-0	2-2	0-0	0-0	39	2-2	100.0	
Postseason															
1-5	SAN DIEGO	1-1	0	1-1	0	4	0-0	0-0	0-0	1-1	0-0	46	1-1	100.0	





## PEERMAN, CEDRIC

HB #30

Height: 5-10

Weight: 214

College: Virginia

Experience: 5th-year player in 2014

2013 games-starts: 16-0

Career games-starts: 54-1

Born: 10-10-86

Hometown: Gladys, Va.

Acquired: W(Det.)'10

*A fifth-year NFL player for 2014, Peerman played in every game in 2013 ... Did not get the opportunity to match his 2012 offensive performance, as HBS BenJarvus Green-Ellis and Giovani Bernard both stayed mostly injury-free, but remained a strong special teams player ... Ranked fourth on team in special teams tackles (10) ... Significantly expanded his role on offense in 2012 ... Had runs of 48 and 32 yards on fake punts, helping change early momentum in wins at Jacksonville and at Kansas City, and the fake punts aside, his rushing numbers with the regular offense in '12 were 34-for-178 (5.2), both career-highs ... Entered NFL in 2009 as Baltimore draftee, and played briefly in '09 for Detroit.*

**Career transactions:** Selected by Baltimore in sixth round of 2009 NFL Draft (185th overall) ... Signed with Ravens on 6-17-09 ... Waived by Ravens on 9-5-09 ... Acquired on waivers by Cleveland on 9-6-09 ... Waived by Browns on 9-26-09 ... Signed to Browns practice squad on 9-29-09 ... Released from Browns practice squad on 10-27-09 ... Signed to Detroit practice squad on 10-30-09 ... Signed to Lions roster on 12-15-09 ... Waived by Lions on 4-25-10 ... Acquired on waivers by Cincinnati on 4-27-10 ... Re-signed with Bengals as exclusive rights player on 7-29-11 ... Re-signed with Bengals as exclusive rights player on 3-12-12 ... Re-signed with Bengals on 3-7-13.

**2013 highlights:** Played in Games 1-16 and in Wild Card playoff ... Rushed eight-for-17, and ranked fourth on team in special teams tackles (10) ... Four kickoff returns, for 16.5 average ... On Sept. 22 vs. Green Bay, preserved a Bengals possession with recovery of Brandon Tate fumble on kickoff return in third quarter ... On Oct. 6 vs. New England, dropped Leon Washington with a solo tackle at the New England 13 on game's opening kickoff ... Saw his first action on offense Oct. 27 vs. Jets and carried six-for-11 ... Played on offense Oct. 31 at Miami, but did not have a carry and was used primarily in pass protecting situations ... Tied for the team lead with two special teams tackles on Dec. 8 vs. Indianapolis ... Rushed two times for six yards and had one special teams tackle on Dec. 22 vs. Minnesota.

**Previous seasons:** **2009**—In preseason for Baltimore, rushed 14-for-40 with a TD and had four receptions for 42 yards ... Joined Cleveland at start of regular season, and was inactive for Browns for Games 1-2 ... Spent Weeks 4-7 on Browns' practice squad ... Later signed to Lions practice squad, and signed to Detroit roster for Games 14-16, playing in Games 14-15 (no statistics). **2010**—Acquired by Bengals on waivers from Detroit ... On Bengals roster for full season, playing in seven games ... Led team with two special teams tackles on

Sept. 12 at New England ... Caught one-for-11 on 1-2-11 at Baltimore, converting third down ... In preseason, led team in rushing yards (201) and yards per carry (6.5), and his 93-yard TD sprint on Sept. 2 at Indianapolis was NFL's longest 2010 preseason scrimmage gain. **2011**—Played in 15 games plus Wild Card playoff, seeing brief action on offense and tying for second on team in special teams tackles (13) ... Two special teams tackles Oct. 16 vs. Indianapolis, and had key block on 33-yard Brandon Tate punt return that set up TD ... Team-leading three special teams tackles Nov. 13 vs. Pittsburgh ... On Dec. 24 vs. Arizona, had one rush for seven yards, along with special teams tackle. **2012**—Played in 14 games (Games 1-12 and 15-16), and in Wild Card playoff ... Inactive for Games 13-14, due to ankle injury suffered Dec. 2 at San Diego ... Rushed 36-for-258 (including two-for-80 on fake punts), with one TD ... Also had career highs of nine receptions and 85 yards ... Fourth on team in special teams tackles (nine) ... On Sept. 30 at Jacksonville, took direct snap as an upback on a fake punt and ran 48 yards to Jaguars 18, setting up a Bengals TD ... On Oct. 14 at Cleveland, logged team-leading eight receptions for 76 yards (second on team), with one rush for seven yards ... Only rush Oct. 21 vs. Pittsburgh was a five-yard TD, his first career score ... On Nov. 18 at Kansas City, his 32-yard run on a fake punt extended first-quarter TD drive for a 7-3 lead, and he finished game with career-best 75 rushing yards (on eight carries) ... Rushed eight-for-61 (7.6) on Nov. 25 vs. Oakland, including a 31-yarder to Raiders five that set up TD for 21-0 lead.

**College:** Played four seasons (2005-08) at Virginia, posting 10th-best all-purpose yards total (3349) in Cavaliers history ... Played 41 games with 18 starts ... Totaled 1749 career rushing yards, with 4.6 average, and scored 15 TDs ... Was 67-for-344 receiving (5.1) with a TD, and averaged 25.1 yards on 50 kickoff returns ... Redshirted (did not play) in 2004.

**Personal:** Born in Lynchburg, Va. ... Attended William Campbell High School in Gladys, Va., where he scored a state-record 708 points, including 112 TDs ... Named Virginia prep player of the year as a senior ... Won state titles in track in the 100 meters as a prep junior and senior ... Is licensed as a minister ... enjoys fishing, hunting and working on cars.

**NOTE ABOUT NFL EXPERIENCE:** Peerman did not earn an accrued year of experience toward NFL free agency in 2009 because he was not on a 53-player roster, a Reserve/Injured list or a Reserve/Physically Unable to Perform list for the required minimum of six games that season.

### CEDRIC PEERMAN'S STATISTICS

			RUSHING					RECEIVING					SCORING					
YEAR	TEAM	G-S	ATT	YDS	AVG	LG	TD	NO	YDS	AVG	LG	TD	TD	TD-R	TD-P	TD-Rt	2-PtC	PTS
2009	Cleveland	0-0	DID NOT PLAY*					DID NOT PLAY*					DID NOT PLAY*					
	Detroit	2-0	0	0	—	—	0	0	0	—	—	0	0	0	0	0	0	0
2010	Cincinnati	7-0	2	1	0.5	1	0	1	11	11.0	11	0	0	0	0	0	0	0
2011	Cincinnati	15-0	3	15	5.0	11	0	0	0	—	—	0	0	0	0	0	0	0
2012	Cincinnati	14-1	36	258	7.2	48	1	9	85	9.4	16	0	1	1	0	0	0	6
2013	Cincinnati	16-0	8	17	2.1	5	0	0	0	—	—	0	0	0	0	0	0	0
CLE. TOTALS		0-0	0	0	—	—	0	0	0	—	—	0	0	0	0	0	0	0
DET. TOTALS		2-0	0	0	—	—	0	0	0	—	—	0	0	0	0	0	0	0
CIN. TOTALS		52-1	49	291	5.9	48	1	10	96	9.6	16	0	1	1	0	0	0	6
CAREER		54-1	49	291	5.9	48	1	10	96	9.6	16	0	1	1	0	0	0	6

		SPECIAL TEAMS								KICKOFF RETURNS						PUNT RETURNS					
YEAR	TEAM	ST	AT	TT	FF	FR-YDS	BP	BFG	BXP	NO	YDS	AVG	FC	LG	TD	NO	YDS	AVG	FC	LG	TD
2010	Cincinnati	4	1	5	0	0-0	0	0	0	0	0	—	0	—	0	—	—	—	—	—	—
2011	Cincinnati	12	1	13	0	0-0	0	0	0	1	10	10.0	0	10	0	—	—	—	—	—	—
2012	Cincinnati	8	1	9	0	0-0	0	0	0	2	37	18.5	0	19	0	—	—	—	—	—	—
2013	Cincinnati	8	2	10	0	0-0	0	0	0	4	66	16.5	0	26	0	—	—	—	—	—	—
CAREER		32	5	37	0	0-0	0	0	0	7	113	16.1	0	26	0	—	—	—	—	—	—

**RUSHING SINGLE-GAME HIGHS:** ATTEMPTS—8 (two times; most recently for Cincinnati on 11-25-12 vs. Oakland). YARDS—75 (for Cincinnati; 11-18-12 at Kansas City). LONG—48 (for Cincinnati; 9-30-12 at Jacksonville). TOUCHDOWNS—1 (for Cincinnati; 10-21-12 vs. Pittsburgh).

**RECEIVING SINGLE-GAME HIGHS:** RECEPTIONS—8 (for Cincinnati; 10-14-12 at Cleveland). YARDS—76 (for Cincinnati; 10-14-12 at Cleveland). LONG—16 (for Cincinnati; 10-14-12 at Cleveland). TOUCHDOWNS—(none).

**KICKOFF RETURN SINGLE-GAME HIGHS:** RETURNS—1 (seven times; most recently for Cincinnati on 12-29-13 vs. Baltimore). YARDS—26 (for Cincinnati; 12-29-13 vs. Baltimore). LONG—26 (for Cincinnati; 12-29-13 vs. Baltimore). TOUCHDOWNS—(none).

POSTSEASON																					
			RUSHING					RECEIVING					SCORING								
YEAR	TEAM	G-S	ATT	YDS	AVG	LG	TD	NO	YDS	AVG	LG	TD	TD	TD-R	TD-P	TD-Rt	2-PtC	PTS			
2011	Cincinnati	1-0	0	0	—	—	0	—	—	—	—	—	—	—	—	—	—	—			
2012	Cincinnati	1-0	0	0	—	—	0	—	—	—	—	—	—	—	—	—	—	—			
2013	Cincinnati	1-0	0	0	—	—	0	—	—	—	—	—	—	—	—	—	—	—			
CAREER		3-0	0	0	—	—	0	—	—	—	—	—	—	—	—	—	—	—			
			SPECIAL TEAMS							KICKOFF RETURNS						PUNT RETURNS					
YEAR	TEAM	ST	AT	TT	FF	FR-YDS	BP	BFG	BXP	NO	YDS	AVG	FC	LG	TD	NO	YDS	AVG	FC	LG	TD
2012	Cincinnati	1	0	1	0	0-0	0	0	0	1	10	10.0	0	10	0	—	—	—	—	—	—
2013	Cincinnati	0	0	0	0	0-0	0	0	0	1	23	23.0	0	23	0	—	—	—	—	—	—
CAREER		1	0	1	0	0-0	0	0	0	2	33	16.5	0	23	0	—	—	—	—	—	—

\*NOTE: Peerman was inactive for two regular-season games and on the practice squad for four regular-season games with Cleveland in 2009.

2013 REGULAR-SEASON GAME-BY-GAME																					
DATE	OPPONENT	RUSHING						RECEIVING													
		ATT	YDS	AVG	LG	TD		NO	YDS	AVG	LG	TD									
9-8	at Chicago	0	0	—	—	0		—	—	—	—	—									
9-16	PITTSBURGH	0	0	—	—	0		—	—	—	—	—									
9-22	GREEN BAY	0	0	—	—	0		—	—	—	—	—									
9-29	at Cleveland	0	0	—	—	0		—	—	—	—	—									
10-6	NEW ENGLAND	0	0	—	—	0		—	—	—	—	—									
10-13	at Buffalo	0	0	—	—	0		—	—	—	—	—									
10-20	at Detroit	0	0	—	—	0		—	—	—	—	—									
10-27	N.Y. JETS	6	11	1.8	5	0		—	—	—	—	—									
10-31	at Miami	0	0	—	—	0		—	—	—	—	—									
11-10	at Baltimore	0	0	—	—	0		—	—	—	—	—									
11-17	CLEVELAND	0	0	—	—	0		—	—	—	—	—									
11-24	— BYE —																				
12-1	at San Diego	0	0	—	—	0		—	—	—	—	—									
12-8	INDIANAPOLIS	0	0	—	—	0		—	—	—	—	—									
12-15	at Pittsburgh	0	0	—	—	0		—	—	—	—	—									
12-22	MINNESOTA	2	6	3.0	4	0		—	—	—	—	—									
12-29	BALTIMORE	0	0	—	—	0		—	—	—	—	—									
TOTALS		8	17	2.1	5	0		—	—	—	—	—									
DATE	OPPONENT	SPECIAL TEAMS								KICKOFF RETURNS						PUNT RETURNS					
		ST	AT	TT	FF	FR-YDS	BP	BFG	BXP	NO	YDS	AVG	FC	LG	TD	NO	YDS	AVG	FC	LG	TD
9-8	at Chicago	0	0	0	0	0-0	0	0	0	0	0	—	0	—	0	—	—	—	—	—	—
9-16	PITTSBURGH	0	0	0	0	0-0	0	0	0	0	0	—	0	—	0	—	—	—	—	—	—
9-22	GREEN BAY	0	0	0	0	0-0	0	0	0	0	0	—	0	—	0	—	—	—	—	—	—
9-29	at Cleveland	0	0	0	0	0-0	0	0	0	0	0	—	0	—	0	—	—	—	—	—	—
10-6	NEW ENGLAND	2	0	2	0	0-0	0	0	0	0	0	—	0	—	0	—	—	—	—	—	—
10-13	at Buffalo	1	0	1	0	0-0	0	0	0	0	0	—	0	—	0	—	—	—	—	—	—
10-20	at Detroit	1	0	1	0	0-0	0	0	0	1	21	21.0	0	21	0	—	—	—	—	—	—
10-27	N.Y. JETS	1	0	1	0	0-0	0	0	0	0	0	—	0	—	0	—	—	—	—	—	—
10-31	at Miami	1	0	1	0	0-0	0	0	0	1	0	0.0	0	0	0	—	—	—	—	—	—
11-10	at Baltimore	0	0	0	0	0-0	0	0	0	0	0	—	0	—	0	—	—	—	—	—	—
11-17	CLEVELAND	0	0	0	0	0-0	0	0	0	0	0	—	0	—	0	—	—	—	—	—	—
11-24	— BYE —																				
12-1	at San Diego	0	0	0	0	0-0	0	0	0	0	0	—	0	—	0	—	—	—	—	—	—
12-8	INDIANAPOLIS	0	2	2	0	0-0	0	0	0	0	0	—	0	—	0	—	—	—	—	—	—
12-15	at Pittsburgh	1	0	1	0	0-0	0	0	0	1	19	19.0	1	19	0	—	—	—	—	—	—
12-22	MINNESOTA	1	0	1	0	0-0	0	0	0	0	0	—	0	—	0	—	—	—	—	—	—
12-29	BALTIMORE	0	0	0	0	0-0	0	0	0	1	26	26.0	0	26	0	—	—	—	—	—	—
TOTALS		8	2	10	0	0-0	0	0	0	4	66	16.5	1	26	0	—	—	—	—	—	—



# PEKO, DOMATA

DT #94

**Height:** 6-3  
**Weight:** 322  
**College:** Michigan State  
**Experience:** 9th-year player in 2014

**2013 games-starts:** 16-16  
**Career games-starts:** 123-108  
**Born:** 11-27-84  
**Hometown:** Pago Pago (American Samoa)  
**Acquired:** D4'06

*A Bengals team leader on field and in locker room, Peko has spent all eight of his NFL seasons (2006-13) with Cincinnati ... Signed a two-year contract extension, through 2016, in March ... Not tabbed primarily as pass rusher on Bengals defense, but set career-high with three sacks in 2013, and was second on line with 72 tackles ... Also saw offensive snaps as lead blocker out of backfield on short-yardage plays ... Has started last 67 games (regular season and postseason), longest streak on current roster for Bengals starts and NFL starts ... Prior to '13, led D-line in tackles four times in five seasons.*

**Career transactions:** Selected by Cincinnati in fourth round of 2006 NFL Draft (123rd overall) ... Signed with Bengals on 7-28-06 ... Signed contract extension with Bengals on 6-12-08 ... Signed contract extension with Bengals on 3-27-14.

**2013 highlights:** Started at NT in Games 1-16, with 72 tackles (second on line), three sacks (career-high) and five QB pressures ... His two tackles Sept. 16 vs. Pittsburgh included shared six-yard sack of Ben Roethlisberger in first quarter, helping force Steelers to settle for FG ... His three tackles Sept. 22 vs. Green Bay included six-yard sack of Aaron Rodgers during Bengals' comeback fourth quarter ... Led line with seven tackles Sept. 29 at Cleveland ... Recorded four tackles, including a seven-yard sack of Thad Lewis, Oct. 13 at Buffalo ... Tied for line lead with six tackles Oct. 20 at Detroit, and also recorded two QB pressures ... Four tackles, including one for a loss, Oct. 27 vs. Jets ... Led line with seven tackles and had one QB pressure Dec. 1 at San Diego ... Two tackles, including one for a loss, and one QB pressure Dec. 8 vs. Indianapolis ... Had three tackles Dec. 22 vs. Minnesota, including one for a loss on a rushing play and a shared sack of Matt Cassel ... Led line with personal season-high nine tackles Dec. 29 vs. Baltimore, and also had one QB pressure ... Five tackles in Wild Card playoff on 1-5-14 vs. San Diego.

**Previous seasons:** **2006**—Played in every game in D-line rotation as a rookie, and made one start, Nov. 30 vs. Baltimore, subbing for injured John Thornton ... On Oct. 29 vs. Atlanta, had a season-high seven tackles that included a shared sack of Michael Vick ... Had his biggest impact game Dec. 24 at Denver, as his six tackles included two sacks, and he added a forced fumble that Bengals recovered, setting up TD drive. **2007**—Started every game at LDT ... On Oct. 21 vs. N.Y. Jets, his fumble recovery on an aborted shotgun snap gave Bengals possession at midfield in fourth quarter, setting up TD drive that helped secure win ... Had a season-high eight tackles Dec. 15 at San Francisco, including shared sack against Shaun Hill in third quarter. **2008**—Led line with career-best 108 tackles, ranked third on team ... Led team in tackles for loss (six) ... Line-leading nine stops in shutout win Dec. 21 at Cleveland. **2009**—Started Games 1-11 at LDT, battling knee injuries in several games ... Injuries eventually sidelined him for last five games, but he came back to start in Wild Card playoff on 1-9-10 vs. N.Y. Jets ... Voted by team as one of two defensive captains ... On

offense Oct. 25 vs. Chicago, provided key block on Cedric Benson one-yard TD run in fourth quarter ... Had four tackles Nov. 15 at Pittsburgh as defense limited Steelers to 226 net yards, 156 yards below their average entering the game. **2010**—Voted by teammates as one of two defensive captains, and started every game at NT ... Four tackles Oct. 8 vs. Pittsburgh, including one for loss, and was lead blocker on one-yard TD run by Cedric Benson. **2011**—His 91 regular-season tackles ranked fourth on team, and he had 2.5 sacks ... On Sept. 18 at Denver, had seven tackles and recovered a Kyle Orton fumble at Broncos 14, setting up a FG ... Led line with eight tackles Dec. 4 at Pittsburgh, and had his first solo sack of season, dropping Ben Roethlisberger for five-yard loss ... Played normal defensive snaps and also played briefly on offense on Dec. 18 at St. Louis, filling in for injured FB Chris Pressley in short-yardage situations ... In offensive role at St. Louis, helped clear way for a four-yard Cedric Benson TD in fourth quarter ... Led line and tied for team lead Dec. 24 vs. Arizona with six tackles, including an 11-yard sack and an additional QB pressure ... Had line-leading eight tackles (second on team) in Wild Card playoff 1-7-12 at Houston. **2012**—In addition to line-leading 80 tackles (fourth on team), had two sacks, three passes defended and a fumble recovery ... Logged five QB pressures and four tackles-for-loss ... Five tackles Sept. 30 at Jacksonville, including a sack of Blaine Gabbert on game's first play from scrimmage ... On Oct. 14 at Cleveland, had nine tackles, season-high by a D-lineman (breaking his mark of eight set previous week), with a pass defended ... Four tackles Nov. 11 vs. N.Y. Giants, including a shared sack of Eli Manning, and also had a pass defended ... On Nov. 25 vs. Oakland, his pressure on QB Carson Palmer helped lead to an INT by teammate Chris Crocker ... Among his five tackles Dec. 2 at San Diego was a shared sack of Philip Rivers ... Three tackles on Dec. 13 at Philadelphia, and recovered a fumble on the Eagles' first drive of the game, setting up a Bengals TD drive ... Led line with eight tackles Dec. 30 vs. Baltimore, and had a pass defended ... Led line in tackles (nine) in Wild Card playoff on 1-5-13 at Houston, tying his game-high from regular season.

**College:** Played at Michigan State in 2004 and '05, after spending '02-03 at College of the Canyons (Santa Clarita, Calif.) ... Played as a reserve for Michigan State in '04, and broke out as a senior, starting every game at LDT ... Posted 53 tackles as a senior, with a sack, two fumble recoveries, a forced fumble and a blocked PAT ... Had one of '05 college season's most publicized plays, a 74-yard fumble return for a TD vs. Michigan that tied score in fourth quarter before Michigan pulled out 34-31 OT win.


**Personal:** Hometown is Pago Pago, American Samoa ... Played both offensive and defensive line at Samoana High School ... Married (wife Anna), with two sons, Domata Jr. and Joseph ... Brother, Tupe, played OL at Michigan State and played in NFL with Indianapolis Colts ... Sociology major at Michigan State ... Enjoys Reggae music and playing the guitar ... First name is pronounced "DOE-mah-tah" and last name is pronounced "PECK-o."

## DOMATA PEKO'S STATISTICS

YEAR	TEAM	G-S	DEFENSE						INTERCEPTIONS					SCORING				
			ST	AT	TT	SKS-YDS	PD	FF	FR-YDS	NO	YDS	AVG	LG	TD	TD-IntRt	TD-FRRt	S	PTS
2006	Cincinnati	16-1	23	26	49	2.5-19	0	1	0-0	—	—	—	—	—	—	—	—	—
2007	Cincinnati	16-16	37	28	65	1.5-3.5	1	0	1-0	—	—	—	—	—	—	—	—	—
2008	Cincinnati	16-16	48	60	108	0.5-0.5	3	0	0-0	—	—	—	—	—	—	—	—	—
2009	Cincinnati	11-11	11	20	31	0-0	0	0	0-0	—	—	—	—	—	—	—	—	—
2010	Cincinnati	16-16	29	42	71	0.5-4	1	0	0-0	—	—	—	—	—	—	—	—	—
2011	Cincinnati	16-16	49	42	91	2.5-19	1	1	1-0	—	—	—	—	—	—	—	—	—
2012	Cincinnati	16-16	32	48	80	2-14	3	0	1-0	—	—	—	—	—	—	—	—	—
2013	Cincinnati	16-16	33	39	72	3-16.5	0	0	0-0	—	—	—	—	—	—	—	—	—
CAREER		123-108	262	305	567	12.5-76.5	9	2	3-0	—	—	—	—	—	—	—	—	—

POSTSEASON																			
			DEFENSE							INTERCEPTIONS					SCORING				
YEAR	TEAM	G-S	ST	AT	TT	SKS-YDS	PD	FF	FR-YDS	NO	YDS	AVG	LG	TD	TD	TD-IntRt	TD-FRRt	S	PTS
2009	Cincinnati	1-1	3	3	6	0-0	0	0	0-0	—	—	—	—	—	—	—	—	—	—
2011	Cincinnati	1-1	5	3	8	0-0	0	0	0-0	—	—	—	—	—	—	—	—	—	—
2012	Cincinnati	1-1	1	8	9	0-0	0	0	0-0	—	—	—	—	—	—	—	—	—	—
2013	Cincinnati	1-1	4	2	6	0-0	0	0	0-0	—	—	—	—	—	—	—	—	—	—
CAREER		4-4	13	16	29	0-0	0	0	0-0	—	—	—	—	—	—	—	—	—	—

2013 REGULAR-SEASON GAME-BY-GAME																		
		DEFENSE								INTERCEPTIONS								
DATE	OPPONENT	ST	AT	TT	SKS-YDS	INT-YDS	PD	FF	FR-YDS	NO	YDS	AVG	LG	TD				
9-8	at Chicago	2	0	2	0-0	0-0	0	0	0-0	—	—	—	—	—				
9-16	PITTSBURGH	1	1	2	0.5-3	0-0	0	0	0-0	—	—	—	—	—				
9-22	GREEN BAY	3	0	3	1-6	0-0	0	0	0-0	—	—	—	—	—				
9-29	at Cleveland	3	4	7	0-0	0-0	0	0	0-0	—	—	—	—	—				
10-6	NEW ENGLAND	0	3	3	0-0	0-0	0	0	0-0	—	—	—	—	—				
10-13	at Buffalo	2	2	4	1-7	0-0	0	0	0-0	—	—	—	—	—				
10-20	at Detroit	2	4	6	0-0	0-0	0	0	0-0	—	—	—	—	—				
10-27	N.Y. JETS	1	3	4	0-0	0-0	0	0	0-0	—	—	—	—	—				
10-31	at Miami	1	4	5	0-0	0-0	0	0	0-0	—	—	—	—	—				
11-10	at Baltimore	2	3	5	0-0	0-0	0	0	0-0	—	—	—	—	—				
11-17	CLEVELAND	2	3	5	0-0	0-0	0	0	0-0	—	—	—	—	—				
11-24	— BYE —																	
12-1	at San Diego	4	3	7	0-0	0-0	0	0	0-0	—	—	—	—	—				
12-8	INDIANAPOLIS	1	1	2	0-0	0-0	0	0	0-0	—	—	—	—	—				
12-15	at Pittsburgh	0	2	2	0-0	0-0	0	0	0-0	—	—	—	—	—				
12-22	MINNESOTA	3	3	6	0.5-0.5	0-0	0	0	0-0	—	—	—	—	—				
12-29	BALTIMORE	6	3	9	0-0	0-0	0	0	0-0	—	—	—	—	—				
TOTALS		33	39	72	3-16.5	0-0	0	0	0-0	—	—	—	—	—				



## POLLAK, MIKE

G #67

Height: 6-3

Weight: 300

College: Arizona State

Experience: 7th-year player in 2014

2013 games-starts: 8-5

Career games-starts: 67-46

Born: 2-16-85

Hometown: Chandler, Ariz.

Acquired: UFA(Car.)'13

*A seventh-year NFL player for 2014, Pollak was significant contributor in '13, his first season with Bengals ... Joined the team as an unrestricted free agent and started five games at RG ... Bengals allowed no sacks in his first three starts (Games 11-13), and offense averaged 159.5 rushing yards in two-game span (Games 12-13) ... Missed first six games with knee injury suffered in preseason finale ... Has played in 67 NFL games with 46 starts (plus two postseason) ... Was 2008 Indianapolis second-round draft choice; played for Colts through '11.*

**Career transactions:** Selected by Indianapolis in second round of 2008 NFL Draft (59th overall) ... Signed with Colts on 7-24-08 ... Signed with Carolina as unrestricted free agent on 3-22-12 ... Signed with Cincinnati as unrestricted free agent on 4-12-13 ... Re-signed with Bengals as an unrestricted free agent on 3-11-14.

**2013 general:** Played in Games 8-9 and 11-16, with starts in Games 11-15 ... Started Games 11-13 in place of injured Kevin Zeitler at RG, and remained in starting lineup for Games 14-15 ... Inactive for Games 1-6, due to knee injury suffered in preseason finale on Aug. 29 vs. Indianapolis, and active-DNP for Games 7 and 10 ... Also played in Wild Card playoff.

**2013 game highlights:** Made Bengals debut Oct. 27 vs. Jets, briefly on offense and on special teams ... Started in place of RG Kevin Zeitler on Nov. 17 vs. Cleveland and helped lead pass blocking effort that allowed no sacks of Andy Dalton ... Started for Zeitler on Dec. 1 at San Diego, and contributed to team allowing no sacks, and to rushing attack that gained 164 yards (second-highest rushing output of season) ... On Dec. 8 vs. Indianapolis, helped keep Dalton sack-free for third straight game and supported 155-yard rushing effort, with Dalton named AFC Offensive Player of Week with 120.5 passer rating ... Supported Dalton on Dec. 22 vs. Minnesota to career-best 136.5 passer rating ... Played in line rotation Dec. 29 vs. Baltimore and contributed to no sacks allowed, and offense tallied 392 net yards.

**Previous seasons:** **2008**—Missed Indianapolis' first three games due to knee injury, but started last 13 at RG for club that went 12-4 for Wild Card playoff spot ... Blocked for pass attack that ranked fifth in NFL at 255.9 net yards per game and allowed league's fourth-fewest sacks ... Suffered ankle injury in regular-season finale, Dec. 28 vs. Tennessee, and was inactive for playoff loss on 1-3-09 at San Diego. **2009**—Played 14 games with seven starts for Colts club that won AFC South with 14-2 record ... Contributed to offense that ranked first in NFL in fewest sacks allowed per passing play and second in passing yards ... Made his starts (RG) in Games 1-7 ... Inactive for all three playoff games, including Super Bowl XLIV vs. New Orleans. **2010**—Regained starting RG job for Indianapolis, playing every game, with 13 starts ... Helped club finish 10-6 for

AFC South title and also started at RG in Wild Card playoff loss on 1-8-11 vs. N.Y. Jets ... Colts led NFL in fewest sacks allowed per pass play, and QB Peyton Manning led NFL with 4700 passing yards. **2011**—Played 15 games with eight starts for Colts, starting five games at RG and three at LG ... Missed one game, Oct. 30 at Tennessee, due to hamstring injury. **2012**—Made his Carolina debut in the Panthers' season opener on Sept. 9 at Tampa Bay, but suffered shoulder injury in practice the following week on Sept. 13 ... Inactive for Games 2-4, and placed Oct. 6 on Panthers' Reserve/Injured list.

**College:** Played in 46 games with 36 starts from 2004-07 at Arizona State ... Finished his career by starting 31 straight at center ... Was first-team All-Pac 10 as a senior, when he was a team captain while also winning team's Iron Man and Pat Tillman awards ... Redshirted in 2003 as true freshman.

**Personal:** Hometown is Chandler, Ariz. ... Attended Corona Del Sol High School ... Married (wife Kristi), with two children, Hailey and Spencer ... Graduated from Arizona State with degree in communications ... Hobbies include golf and playing guitar.

### MIKE POLLAK'S STATISTICS

#### GAMES-STARTS

YEAR	TEAM	GAMES	STARTS
2008	Indianapolis .....	13	13
2009	Indianapolis .....	14	7
2010	Indianapolis .....	16	13
2011	Indianapolis .....	15	8
2012	Carolina .....	1	0
2013	Cincinnati .....	8	5
IND. TOTALS		58	41
CAR. TOTALS		1	0
CIN. TOTALS		8	5
CAREER		67	46

#### POSTSEASON

#### GAMES-STARTS

YEAR	TEAM	GAMES	STARTS
2008	Indianapolis .....	0	0
2009	Indianapolis .....	0	0
2010	Indianapolis .....	1	1
2013	Cincinnati .....	1	0
IND. TOTALS		1	1
CIN. TOTALS		1	0
CAREER		2	1

\* NOTE: Pollak was inactive for one postseason game with Indianapolis in 2008. He was inactive for three postseason games with Indianapolis in 2009.





## PORTER, SEAN

LB #56

Height: 6-1  
Weight: 242  
College: Texas A&M  
Experience: 2nd-year player in 2014

2013 games-starts: 0-0  
Career games-starts: 0-0  
Born: 1-12-91  
Hometown: Schertz, Texas  
Acquired: D4'13

*Porter looks for a full season of action in 2014, after having his rookie '13 season derailed by a training camp injury ... Fourth-round pick from '13 draft is an athletic and versatile performer, with a big upside if he can excel in strength training at NFL level ... Excellent coverage skills, and showed himself to be a dangerous college pass rusher when the scheme afforded him some space ... Great special teams potential as a young pro.*

Career transactions: Selected by Cincinnati in fourth round of 2013 NFL Draft (118th overall) ... Signed with Bengals on 5-13-13.

2013 recap: Had one tackle in preseason opener Aug. 8 at Atlanta ... Suffered torn labrum in Aug. 12 practice, and placed Aug. 27 on Reserve/Injured.

College: Played four seasons (2009-12) at Texas A&M, seeing action in 52 games, with 41 starts ... Team captain ... Posted 261 tackles with 14.5 sacks and 34.5 tackles-for-loss ... As as senior in 2012, started every game for 11-2 team that posted memorable upset win at unbeaten and top-ranked Alabama before later routing Oklahoma in Cotton Bowl ... In the 29-24 win at Alabama, had a 16-yard INT to set up a scoring drive and totaled seven tackles ... Played in Senior Bowl.

Personal: Hometown is Schertz, Texas ... Attended Clemens High School, where he was a two-time first-team all-district selection in Class 4 ... Majored at Texas A&M in Recreation, Parks and Tourism Sciences ... Enjoys basketball, golf and chess.


### SEAN PORTER'S STATISTICS

			DEFENSE							INTERCEPTIONS					SCORING				
YEAR	TEAM	G-S	ST	AT	TT	SKS-YDS	PD	FF	FR-YDS	NO	YDS	AVG	LG	TD	TD	TD-IntRt	TD-FRRt	S	PTS
2013	Cincinnati	0-0	DID NOT PLAY*							DID NOT PLAY*					DID NOT PLAY*				
CAREER		0-0	0	0	0	0-0	0	0	0-0	—	—	—	—	—	—	—	—	—	—

### POSTSEASON

			DEFENSE							INTERCEPTIONS					SCORING				
YEAR	TEAM	G-S	ST	AT	TT	SKS-YDS	PD	FF	FR-YDS	NO	YDS	AVG	LG	TD	TD	TD-IntRt	TD-FRRt	S	PTS
2013	Cincinnati	0-0	DID NOT PLAY*							DID NOT PLAY*					DID NOT PLAY*				
CAREER		0-0	0	0	0	0-0	0	0	0-0	—	—	—	—	—	—	—	—	—	—

\* NOTE: Porter was on the Reserve/Injured list for 16 regular-season games and one postseason game with Cincinnati in 2013.



# **REY, VINCENT**

**LB #57**

**Height:** 6-0  
**Weight:** 255  
**College:** Duke  
**Experience:** 4th-year player in 2014

**2013 games-starts:** 16-3  
**Career games-starts:** 50-4  
**Born:** 9-6-87  
**Hometown:** Far Rockaway, N.Y.  
**Acquired:** CFA'10

*A fourth-year NFL player in 2014, Rey has made tremendous strides since signing with Bengals in '10 as a college free agent out of Duke ... Emerged in 2013 as a key performer on the NFL's third-ranked defense ... Replaced injured MLB Rey Mauluga in starting lineup for Games 9-11 ... On Nov. 10 at Baltimore, Rey became the first player in Bengals history with three sacks and one INT in a game ... Had a sack, a forced fumble and an INT returned for a TD on Dec. 22 vs. Minnesota ... Has played in every Bengals game since the start of the 2011 season ... Ranked third on team in 2013 with 11 special teams tackles.*

**Career transactions:** Signed with Cincinnati as college free agent on 4-30-10 ... Waived by Bengals on 9-4-10 ... Signed to Bengals practice squad on 9-5-10 ... Signed to Bengals roster on 12-8-10 ... Re-signed with Bengals on 3-12-12 ... Re-signed with Bengals as exclusive-rights player on 4-3-13 ... Re-signed with Bengals as restricted free agent on 3-15-14.

**2013 general:** Played in Games 1-16, with starts in Games 9-11, replacing injured MLB Rey Mauluga ... Had 54 tackles on defense, after entering year with just 18 for his career ... Third on team in special teams tackles (11) ... Four sacks, two INTs (one returned for TD), a forced fumble, four passes defended and tied for second on team with seven tackles-for-loss.

**2013 game-by-game:** On Oct. 6 vs. New England, stopped RB LeGarrette Blount for no gain on first-and-goal play from one in fourth quarter, and defense went on to hold Patriots to FG ... Had two tackles on the four plays of a goal-line stand Oct. 13 at Buffalo ... Led team with 10 tackles, including two for losses, in start Oct. 31 at Miami ... Had 13 tackles Nov. 10 at Baltimore, second on team, including three sacks of Joe Flacco for 19 yards, and intercepted a deflected Flacco pass in second quarter, returning four yards to Bengals 35 ... Had 13 tackles Nov. 17 vs. Cleveland, including one for loss and a QB pressure ... Returned to a reserve role on Dec. 1 at San Diego, recording two tackles and recovery of a Keenan Allen fumble in fourth quarter ... Six tackles Dec. 8 vs. Indianapolis, second on team ... Set up game's first score Dec. 22 vs. Minnesota, with a sack-and-strip of Matt Cassel, with DE Carlos Dunlap returning fumble 42 yards to Vikings four ... Also vs. Minnesota, returned second quarter

INT 25 yards for his first career TD ... One special teams tackle in Wild Card playoff on 1-5-14 vs. San Diego.

**Previous seasons:** **2010**—Played in all five preseason games for Bengals and tied for third on team in tackles (15) ... Opened season on practice squad, and signed to roster the week of Game 13 ... Inactive for Games 13-14, and played in Games 15-16 ... Made NFL debut Dec. 26 vs. San Diego, recording two special teams tackles. **2011**—Finished fifth on special teams with nine tackles ... Had two special teams tackles Sept. 11 at Cleveland and Oct. 16 vs. Indianapolis ... Tied for special teams lead with two tackles Oct. 30 at Seattle. **2012**—Made one start and had 18 tackles, one sack and one PD for season ... His 12 special teams tackles trailed only Dan Skuta (17) and Jeromy Miles (15) ... Started Sept. 16 vs. Cleveland at WLB, replacing injured Thomas Howard, and finished second on team in tackles (nine) ... Four tackles Sept. 23 at Washington ... Tied for the team lead in special teams tackles (two) Oct. 21 vs. Pittsburgh ... Led special teams with three tackles Dec. 30 vs. Baltimore ... Led team with three special teams tackles in Wild Card playoff on 1-5-13 at Houston.

**College:** Played four seasons (2006-09) at Duke, seeing action in 48 games with 35 starts ... A two-year team captain, he left Blue Devils ranked ninth in program history in tackles (330) ... Averaged 106 tackles per year over his last three seasons ... Set school record with three fumble returns for TDs, and also had 28 tackles for loss, 5.5 sacks and three INTs.

**Personal:** Hometown is Far Rockaway, N.Y. ... Attended Bayside High School, and later spent one season at Mercersburg (Pa.) Academy ... In 2009, earned a University Scholar Athlete award from the National Football Foundation and College Hall of Fame ... Enjoys bowling and movies ... Last name is pronounced "RAY."

***NOTE ABOUT NFL EXPERIENCE:** Rey did not earn an accrued year of experience toward NFL free agency in 2010 because he was not on a 53-player roster, a Reserve/Injured list or a Reserve/Physically Unable to Perform list for the required minimum of six games that season.*

## **VINCENT REY'S STATISTICS**

			DEFENSE							INTERCEPTIONS					SCORING				
YEAR	TEAM	G-S	ST	AT	TT	SKS-YDS	PD	FF	FR-YDS	NO	YDS	AVG	LG	TD	TD	TD-IntRt	TD-FRRt	S	PTS
2010	Cincinnati	2-0	0	0	0	0-0	0	0	0-0	0	0	—	—	0	0	0	0	0	0
2011	Cincinnati	16-0	0	0	0	0-0	0	0	0-0	0	0	—	—	0	0	0	0	0	0
2012	Cincinnati	16-1	10	8	18	1-8	1	0	0-0	0	0	—	—	0	0	0	0	0	0
2013	Cincinnati	16-3	42	12	54	4-28	4	1	1-0	2	29	14.5	29t	1	1	1	0	0	6
CAREER		50-4	52	20	72	5-36	5	1	1-0	2	29	14.5	29t	1	1	1	0	0	6

		SPECIAL TEAMS									KICKOFF RETURNS						PUNT RETURNS					
YEAR	TEAM	ST	AT	TT	FF	FR-YDS	BP	BFG	BXP	NO	YDS	AVG	FC	LG	TD	NO	YDS	AVG	FC	LG	TD	
2010	Cincinnati	1	1	2	0	0-0	0	0	0	—	—	—	—	—	—	—	—	—	—	—	—	
2011	Cincinnati	5	4	9	0	0-0	0	0	0	—	—	—	—	—	—	—	—	—	—	—	—	
2012	Cincinnati	8	4	12	0	0-0	0	0	0	—	—	—	—	—	—	—	—	—	—	—	—	
2013	Cincinnati	10	1	11	0	0-0	0	0	0	—	—	—	—	—	—	—	—	—	—	—	—	
CAREER		24	10	34	0	0-0	0	0	0	—	—	—	—	—	—	—	—	—	—	—	—	

## **POSTSEASON**


			DEFENSE							INTERCEPTIONS					SCORING				
YEAR	TEAM	G-S	ST	AT	TT	SKS-YDS	PD	FF	FR-YDS	NO	YDS	AVG	LG	TD	TD	TD-IntRt	TD-FRRt	S	PTS
2011	Cincinnati	1-0	0	0	0	0-0	0	0	0-0	—	—	—	—	—	—	—	—	—	—
2012	Cincinnati	1-0	0	0	0	0-0	0	0	0-0	—	—	—	—	—	—	—	—	—	—
2013	Cincinnati	1-0	0	0	0	0-0	0	0	0-0	—	—	—	—	—	—	—	—	—	—
CAREER		3-0	0	0	0	0-0	0	0	0-0	—	—	—	—	—	—	—	—	—	—

		SPECIAL TEAMS									KICKOFF RETURNS							PUNT RETURNS					
YEAR	TEAM	ST	AT	TT	FF	FR-YDS	BP	BFG	BXP	NO	YDS	AVG	FC	LG	TD	NO	YDS	AVG	FC	LG	TD		
2013	Cincinnati	1	0	1	0	0-0	0	0	0	—	—	—	—	—	—	—	—	—	—	—	—		
CAREER		1	0	1	0	0-0	0	0	0	—	—	—	—	—	—	—	—	—	—	—	—		

## 2013 REGULAR-SEASON GAME-BY-GAME

DATE	OPPONENT	DEFENSE								INTERCEPTIONS				
		ST	AT	TT	SKS-YDS	INT-YDS	PD	FF	FR-YDS	NO	YDS	AVG	LG	TD
9-8	at Chicago	0	0	0	0-0	0-0	0	0	0-0	0	0	—	—	0
9-16	PITTSBURGH	0	0	0	0-0	0-0	0	0	0-0	0	0	—	—	0
9-22	GREEN BAY	0	0	0	0-0	0-0	0	0	0-0	0	0	—	—	0
9-29	at Cleveland	1	0	1	0-0	0-0	0	0	0-0	0	0	—	—	0
10-6	NEW ENGLAND	0	1	1	0-0	0-0	0	0	0-0	0	0	—	—	0
10-13	at Buffalo	0	2	2	0-0	0-0	0	0	0-0	0	0	—	—	0
10-20	at Detroit	0	0	0	0-0	0-0	0	0	0-0	0	0	—	—	0
10-27	N.Y. JETS	1	0	1	0-0	0-0	0	0	0-0	0	0	—	—	0
10-31	at Miami	10	0	10	0-0	0-0	0	0	0-0	0	0	—	—	0
11-10	at Baltimore	9	4	13	3-19	1-4	3	0	0-0	1	4	4.0	4	0
11-17	CLEVELAND	12	1	13	0-0	0-0	0	0	0-0	0	0	—	—	0
11-24	— BYE —													
12-1	at San Diego	1	1	2	0-0	0-0	0	0	1-0	0	0	—	—	0
12-8	INDIANAPOLIS	5	1	6	0-0	0-0	0	0	0-0	0	0	—	—	0
12-15	at Pittsburgh	1	2	3	0-0	0-0	0	0	0-0	0	0	—	—	0
12-22	MINNESOTA	1	0	1	1-9	1-25	1	1	0-0	1	25	25.0	25t	1
12-29	BALTIMORE	1	0	1	0-0	0-0	0	0	0-0	0	0	—	—	0
TOTALS		42	12	54	4-28	2-29	4	1	1-0	2	29	14.5	25t	1

DATE	OPPONENT	SPECIAL TEAMS								KICKOFF RETURNS						PUNT RETURNS					
		ST	AT	TT	FF	FR-YDS	BP	BFG	BXP	NO	YDS	AVG	FC	LG	TD	NO	YDS	AVG	FC	LG	TD
9-8	at Chicago	0	0	0	0	0-0	0	0	0	—	—	—	—	—	—	—	—	—	—	—	—
9-16	PITTSBURGH	1	0	1	0	0-0	0	0	0	—	—	—	—	—	—	—	—	—	—	—	—
9-22	GREEN BAY	0	0	0	0	0-0	0	0	0	—	—	—	—	—	—	—	—	—	—	—	—
9-29	at Cleveland	1	0	1	0	0-0	0	0	0	—	—	—	—	—	—	—	—	—	—	—	—
10-6	NEW ENGLAND	1	0	1	0	0-0	0	0	0	—	—	—	—	—	—	—	—	—	—	—	—
10-13	at Buffalo	0	0	0	0	0-0	0	0	0	—	—	—	—	—	—	—	—	—	—	—	—
10-20	at Detroit	1	0	1	0	0-0	0	0	0	—	—	—	—	—	—	—	—	—	—	—	—
10-27	N.Y. JETS	2	0	2	0	0-0	0	0	0	—	—	—	—	—	—	—	—	—	—	—	—
10-31	at Miami	0	0	0	0	0-0	0	0	0	—	—	—	—	—	—	—	—	—	—	—	—
11-10	at Baltimore	2	0	2	0	0-0	0	0	0	—	—	—	—	—	—	—	—	—	—	—	—
11-17	CLEVELAND	0	0	0	0	0-0	0	0	0	—	—	—	—	—	—	—	—	—	—	—	—
11-24	— BYE —																				
12-1	at San Diego	1	0	1	0	0-0	0	0	0	—	—	—	—	—	—	—	—	—	—	—	—
12-8	INDIANAPOLIS	0	1	1	0	0-0	0	0	0	—	—	—	—	—	—	—	—	—	—	—	—
12-15	at Pittsburgh	0	0	0	0	0-0	0	0	0	—	—	—	—	—	—	—	—	—	—	—	—
12-22	MINNESOTA	0	0	0	0	0-0	0	0	0	—	—	—	—	—	—	—	—	—	—	—	—
12-29	BALTIMORE	1	0	1	0	0-0	0	0	0	—	—	—	—	—	—	—	—	—	—	—	—
TOTALS		10	1	11	0	0-0	0	0	0	—	—	—	—	—	—	—	—	—	—	—	—



## ROBINSON, TREVOR

C #66

**Height:** 6-5  
**Weight:** 300  
**College:** Notre Dame  
**Experience:** 3rd-year player in 2014

**2013 games-starts:** 6-0  
**Career games-starts:** 19-7  
**Born:** 5-16-90  
**Hometown:** Elkhorn, Neb.  
**Acquired:** CFA'12

*A third-year NFL player for 2014, Robinson has played in 19 games with seven starts over two seasons since signing as college free agent ... Proved himself in extensive action (13 games, seven starts) as rookie, but was not able to gain as much playing time in 2013 ... Played center in three of his six games in '13, including seeing extensive time Dec. 29 vs. Baltimore due to injury to starter Kyle Cook ... One of just two CFAs who made Bengals roster in 2012.*

**Career transactions:** Signed with Cincinnati as college free agent on 5-4-12.

**2013:** Played in six games (Games 11-16) ... Made season debut in Game 11 Nov. 17 vs. Cleveland, replacing C Kyle Cook after injury in fourth quarter ... Played on special teams in Games 12-14 and briefly at center in Game 15 ... Played center for majority of Dec. 29 vs. Baltimore due to first quarter foot injury to Cook ... Against Ravens, contributed to blocking effort that allowed no sacks, and offense tallied 392 net yards ... Active-DNP for Games 1-6 and inactive for Games 7-10 ... Active-DNP for Wild Card playoff on 1-5-14 vs. San Diego.

**2012:** Played in Games 3-14 and 16, with seven starts (Games 8-14) ... Helped HB BenJarvus Green-Ellis lead NFL in third-and-one rushing conversions (14), with Green-Ellis failing to convert only once ... Part of run-blocking effort for Green-Ellis to gain at least 100 yards four times in a five-game stretch (Games 10-12 and 14), with 168.2 team average in that span ... Originally took over starting C job as injury replacement for veteran Jeff Faine, but kept job after Faine returned ... Yielded starting job to vet Kyle Cook after Cook returned from Reserve/Injured list ... Logged first career start on Nov. 4 vs. Denver, replacing injured Faine, but left game late in the first half with a hamstring injury of his own ... Supported season-best 221 rushing yards on Nov. 25 vs. Oakland, with 6.5 yard average ... In Thursday night win Dec. 13 at Philadelphia, aided rushing effort of 41-for-157 (3.8) and season-best 37:40 possession time, with Green-Ellis (106) becoming only second player in Bengals history to get four 100-yard rushing totals in span of five team games. ... Split time at C with Kyle Cook on Dec. 30 vs. Baltimore ... Active-DNP for Wild Card playoff on 1-5-13 at Houston.

**College:** Primarily a guard at Notre Dame, he played in 48 games with 40 starts over four seasons (2008-11) ... Started every game in his junior and senior seasons, helping the Irish offensive line to the two most successful pass-protecting efforts of the last decade ... As a senior, helped lead blocking effort for offense that averaged 413 yards per game, including 160.4 rushing ... Started 11 games as a sophomore, helping the blocking effort for Irish offense that four times rushed for more than 150 yards, and eight times passed for more than 300 yards ... Played in 11 games as a freshman, starting three times, making him only the fifth Notre Dame freshman to ever start a game on the offensive line.

**Personal:** Hometown is Elkhorn, Neb. ... Attended Elkhorn (Neb.) High School, where he was named first-team All-America by USA Today as a senior ... Earned first-team all-state honors at Elkhorn as a junior and senior ... Also played defensive line in high school ... Helped lead Elkhorn to a state runner-up finish during his junior season ... Was a management/consulting major at Notre Dame.

### TREVOR ROBINSON'S STATISTICS

#### GAMES-STARTS

YEAR	TEAM	GAMES	STARTS
2012	Cincinnati.....	13	7
2013	Cincinnati.....	6	0
CAREER		19	7

#### POSTSEASON

#### GAMES-STARTS

YEAR	TEAM	GAMES	STARTS
2012	Cincinnati.....	*DID NOT PLAY	
2013	Cincinnati.....	*DID NOT PLAY	
CAREER		0	0

\* NOTE: Robinson was active/did not play for one postseason game with Cincinnati in 2012. In 2013, he again was active/did not play for one postseason game with Cincinnati.



## SANU, MOHAMED

WR #12

Height: 6-2

Weight: 210

College: Rutgers

Experience: 3rd-year player in 2014

2013 games-starts: 16-14

Career games-starts: 25-17

Born: 8-22-89

Hometown: South Brunswick, N.J.

Acquired: D3a'12

A third-year NFL player for 2014, Sanu played in every Bengals game in '13, with 14 starts, following a promising rookie campaign in '12 ... Ranked third in '13 among WRs in catches and yards ... Will occasionally take a direct center snap in Wildcat formation, and in limited opportunities, he has displayed a strong and accurate passing arm ... Played in nine games as a rookie, increasing his contribution as the season progressed, until suffering a foot fracture in practice ... Had four TD receptions in his nine games as a rookie, and also threw a 73-yard TD pass to A.J. Green.

Career transactions: Selected by Cincinnati in the third round of the 2012 NFL Draft (83rd overall) ... Signed with Bengals on 6-11-12.

2013 highlights: Totaled 47 receptions for 455 yards and two TDs ... Also had a 25-yard pass completion and four rushes for 16 yards ... On Sept. 22 vs. Green Bay, led team with 68 receiving yards (career-high) while tying for team lead in catches (four) ... Caught three-for-19 on Sept. 29 at Cleveland, and also drew a 40-yard pass interference penalty against Browns ... Caught five-for-44 Oct. 13 at Buffalo, with four of five receptions going for first downs ... Had career-best six receptions Oct. 31 at Miami, going for 62 yards ... Caught two-for-11 Nov. 17 vs. Cleveland, including a six-yard TD, and set up another TD by taking a lateral from Andy Dalton and passing 25 yards to HB Giovani Bernard, to the Browns nine ... Caught two-for-26 on Dec. 8 vs. Indianapolis ... Caught three-for-20 on Dec. 15 at Pittsburgh ... Caught four-for-35 on Dec. 22 vs. Minnesota, with a seven-yard TD in third quarter ... Caught one-for-13 in Wild Card playoff on 1-5-14 vs. San Diego.

2012: Played Games 1, 3-5 and 7-11, before being placed Dec. 4 on Reserve/Injured list, due to foot injury suffered in practice on Nov. 29 ... Totaled 16 receptions for 154 yards and four TDs, five rushes for 15 yards, and had a 73-yard TD pass ... On Sept. 23 at Washington, started game as "Wildcat" QB, faked a handoff, and then hit WR A.J. Green in stride for 73-yard TD pass on game's first scrimmage play, ball traveling 50 yards in the air ... Pass to Green

was longest by an NFL player on first career attempt since 2003, when Pittsburgh P Josh Miller completed 81-yarder ... Four-for-47 receiving Nov. 11 vs. N.Y. Giants, with first career TD catch (10 yards), and also added a three-yard rush to convert a third down ... On Nov. 18 at Kansas City, his two-for-22 receiving included a 14-yard TD in fourth quarter that was final score of the Bengals' 28-6 victory ... Led the team with five receptions (for 29 yards) Nov. 25 vs. Oakland, scoring on first-half throws of two and five yards that extended Bengals lead to 21-0, and his first TD came on impressive one-handed catch near end-zone sideline.

College: Played three seasons (2009-11) at Rutgers, catching Big East-record 210 passes, for 2263 yards and 12 TDs ... Played in 38 games with 37 starts ... Passed for 207 yards with four TDs and no INTs during career, and rushed for 653 yards and nine scores ... Opted to enter draft after junior season ... Scorched defenses for 115 receptions in 2011, shattering Larry Fitzgerald's Big East record of 92 for Pitt in '03 ... Broke conference career receptions record of 207 set for Rutgers by former Bengal Brian Leonard (from 2003-06) ... As a senior, helped Scarlet Knights to 9-4 record with Pinstripe Bowl win over Iowa State ... His 16 receptions vs. Ohio in '11 set a Big East single-game mark, and his 13 catches against both North Carolina and Army tied for second-most.

Personal: Hometown is South Brunswick, N.J. ... Attended South Brunswick High School, where he played S, WR and QB, and he also punted during each of his three varsity seasons ... High school retired his uniform number (2) in 2013 ... Because he turned 19 prior to his senior prep season, he was ineligible to play under state rules, and he was limited to practice work throughout the full 2008 campaign ... In 2007, he passed for 900 yards and rushed for 700 on offense, and he had 90 tackles with five INTs on defense as South Brunswick gained its first playoff berth in nearly 40 years ... Labor studies major at Rutgers ... Favorite hobby is playing FIFA soccer video game ... His parents are both natives of the West African nation of Sierra Leone ... Last name is pronounced "suh-NOO."

### MOHAMED SANU'S STATISTICS

			RECEIVING					RUSHING					SCORING					
YEAR	TEAM	G-S	NO	YDS	AVG	LG	TD	ATT	YDS	AVG	LG	TD	TD	TD-R	TD-P	TD-Rt	2-PtC	PTS
2012	Cincinnati	9-3	16	154	9.6	34	4	5	15	3.0	7	0	4	0	4	0	0	24
2013	Cincinnati	16-14	47	455	9.7	32	2	4	16	4.0	9	0	2	0	2	0	0	12
CAREER		25-17	63	609	9.7	34	6	9	31	3.4	9	0	6	0	6	0	0	36

		PASSING											
YEAR	TEAM	ATT	CMP	CMP%	YDS	YDS/ATT	TD	TD%	INT	INT%	LG	SKD-YDS	RAT
2012	Cincinnati	1	1	100.0	73	73.0	1	100.0	0	0.0	73t	0-0	158.3
2013	Cincinnati	1	1	100.0	25	25.0	0	0.0	0	0.0	25	0-0	118.8
CAREER		2	2	100.0	98	49.0	1	100.0	0	0.0	73t	0-0	158.3

YEAR	TEAM	SPECIAL TEAMS								KICKOFF RETURNS						PUNT RETURNS					
		ST	AT	TT	FF	FR-YDS	BP	BFG	BXP	NO	YDS	AVG	FC	LG	TD	NO	YDS	AVG	FC	LG	TD
2012	Cincinnati	2	0	2	0	0-0	0	0	0	—	—	—	—	—	—	—	—	—	—	—	—
CAREER		2	0	2	0	0-0	0	0	0	—	—	—	—	—	—	—	—	—	—	—	—

RECEIVING SINGLE-GAME HIGHS: RECEPTIONS—6 (10-31-13 at Miami). YARDS—68 (9-22-13 vs. Green Bay). LONG—34 (11-4-12 vs. Denver). TOUCHDOWNS—2 (11-25-12 vs. Oakland).

RUSHING SINGLE-GAME HIGHS: ATTEMPTS—3 (12-22-13 vs. Minnesota). YARDS—12 (12-22-13 vs. Minnesota). LONG—9 (12-22-13 vs. Minnesota). TOUCHDOWNS—(none).


### POSTSEASON

			RECEIVING					RUSHING					SCORING					
YEAR	TEAM	G-S	NO	YDS	AVG	LG	TD	ATT	YDS	AVG	LG	TD	TD	TD-R	TD-P	TD-Rt	2-PtC	PTS
2012	Cincinnati	0-0	DID NOT PLAY*					DID NOT PLAY*					DID NOT PLAY*					
2013	Cincinnati	1-1	1	13	13.0	13	0	—	—	—	—	—	—	—	—	—	—	—
CAREER		1-1	1	13	13.0	13	0	—	—	—	—	—	—	—	—	—	—	—

\* NOTE: Sanu was on the Reserve/Injured list for one postseason game with Cincinnati in 2012.



CAREER GAME-BY-GAME											
		RECEIVING					RUSHING				
DATE	OPPONENT	NO	YDS	AVG	LG	TD	ATT	YDS	AVG	LG	TD
2012 / CINCINNATI											
9-10	at Baltimore	0	0	—	—	0	0	0	—	—	0
9-16	CLEVELAND	DID NOT PLAY					DID NOT PLAY				
9-23	at Washington	0	0	—	—	0	0	0	—	—	0
9-30	at Jacksonville	0	0	—	—	0	0	0	—	—	0
10-7	MIAMI	0	0	—	—	0	0	0	—	—	0
10-14	at Cleveland	INACTIVE					INACTIVE				
10-21	PITTSBURGH	3	27	9.0	17	0	1	7	7.0	7	0
10-28	— BYE —										
11-4	DENVER	2	29	14.5	34	0	0	0	—	—	0
11-11	N.Y. GIANTS	4	47	11.8	15	1	1	3	3.0	3	0
11-18	at Kansas City	2	22	11.0	14t	1	2	0	0.0	4	0
11-25	OAKLAND	5	29	5.8	11	2	1	5	5.0	5	0
12-2	at San Diego	INACTIVE					INACTIVE				
12-9	DALLAS	RESERVE / INJURED					RESERVE / INJURED				
12-13	at Philadelphia	RESERVE / INJURED					RESERVE / INJURED				
12-23	at Pittsburgh	RESERVE / INJURED					RESERVE / INJURED				
12-30	BALTIMORE	RESERVE / INJURED					RESERVE / INJURED				
Postseason											
1-5	at Houston	RESERVE / INJURED					RESERVE / INJURED				
2013 / CINCINNATI											
9-8	at Chicago	4	19	4.8	8	0	0	0	—	—	0
9-16	PITTSBURGH	5	40	8.0	14	0	1	4	4.0	4	0
9-22	GREEN BAY	4	68	17.0	32	0	0	0	—	—	0
9-29	at Cleveland	3	19	6.3	10	0	0	0	—	—	0
10-6	NEW ENGLAND	2	28	14.0	17	0	0	0	—	—	0
10-13	at Buffalo	5	44	8.8	14	0	0	0	—	—	0
10-20	at Detroit	1	12	12.0	12	0	0	0	—	—	0
10-27	N.Y. JETS	1	24	24.0	24	0	0	0	—	—	0
10-31	at Miami	6	62	10.3	21	0	0	0	—	—	0
11-10	at Baltimore	3	26	8.7	14	0	0	0	—	—	0
11-17	CLEVELAND	2	11	5.5	6t	1	0	0	—	—	0
11-24	— BYE —										
12-1	at San Diego	1	9	9.0	9	0	0	0	—	—	0
12-8	INDIANAPOLIS	2	26	13.0	15	0	0	0	—	—	0
12-15	at Pittsburgh	3	20	6.7	9	0	0	0	—	—	0
12-22	MINNESOTA	4	35	8.8	13	1	3	12	4.0	9	0
12-29	BALTIMORE	1	12	12.0	12	0	0	0	—	—	0
Postseason											
1-5	SAN DIEGO	1	13	13.0	13	0	0	0	—	—	0



# SANZENBACHER, DANE

WR #11

**Height:** 5-11  
**Weight:** 184  
**College:** Ohio State  
**Experience:** 4th-year player in 2014

**2013 games-starts:** 10-1  
**Career games-starts:** 31-2  
**Born:** 10-13-88  
**Hometown:** Toledo, Ohio  
**Acquired:** W(Chi.)'12

*A fourth-year NFL player for 2014, former Ohio State standout made '13 roster after strong performance in preseason ... Had key catch in win Oct. 20 at Detroit ... Joined Bengals on waivers from Chicago for Game 16 and Wild Card playoff in 2012, but did not play ... Played 21 games for Bears from 2011-12, with 28 receptions for 283 yards and three TDs.*

**Career transactions:** Signed with Chicago as college free agent on 7-26-11 ... Released by Bears on 12-23-12 ... Acquired on waivers by Cincinnati on 12-25-12 ... Re-signed with Bengals as restricted free agent on 4-8-14.

**2013 highlights:** Played in Games 3-11 and 16 (one start) ... Inactive (coaches' decision) for Games 1-2 and 12-15 ... Recorded six receptions for 61 yards on the season ... Had a one-handed 23-yard reception to convert a fourth-and-15 on Oct. 13 at Buffalo, the first Bengals fourth-down conversion of 15 or more yards since Nov. 7, 1999, when QB Jeff Blake ran for 16 on fourth-and-16 at Seattle ... On Oct. 20 at Detroit, his seven-yard reception to the Lions' 44-yard line in the final minute helped move the ball into position for the game-winning FG at the final gun ... Played in all four preseason games and was the Bengals' leader in receiving yards, catching five-for-100 with one TD, and also had 71-yard punt return for a TD.

**Previous seasons:** 2011—Played in every game as a Bears rookie, with 27 catches for 276 yards and three TDs ... Credited with one start, Sept. 25

vs. Green Bay ... Eight-yard TD catch in his second NFL game, Sept. 18 at New Orleans ... His five-for-27 receiving in start vs. Packers included four-yard TD pass from Jay Cutler for a 14-7 Bears lead in second quarter, but Green Bay came back to win ... Contributed to early onslaught in 39-10 rout of Minnesota on Oct. 16, with 13-yard TD catch in first quarter. 2012—Played in five games for Chicago (inactive for 10 games with Bears) ... Inactive for Cincinnati Dec. 30 vs. Baltimore, his first game since joining Bengals roster ... Inactive for Wild Card playoff on 1-5-13 at Houston.

**College:** Was a four-year letter winner (2007-10) at Ohio State, with 49 games played and 28 starts ... Had 124 catches for 1879 yards and 19 TDs ... Ranked 10th all-time in OSU receiving yards ... Voted team captain and later team MVP as senior, when he had 55 catches for 948 yards and was first-team All-Big Ten, ranking second in conference with 11 TD catches ... Also had two rushing TDs ... Played on teams that posted 44-7 record, with trips to BCS National Championship plus Fiesta, Rose and Sugar bowls.

**Personal:** Hometown is Toledo, Ohio ... Attended Central Catholic High School, where he set records for receptions (151), receiving yards (2808) and all-purpose yards (4079) while twice earning City League player of the year ... First-team all-state as a junior and was also all-state in 400 meters ... Also played defensive back ... Enjoys playing piano and guitar ... Last name is pronounced "SAHNZ-en-bock-er."

## DANE SANZENBACHER'S STATISTICS

YEAR	TEAM	G-S	RECEIVING					RUSHING					SCORING					
			NO	YDS	AVG	LG	TD	ATT	YDS	AVG	LG	TD	TD	TD-R	TD-P	TD-Rt	2-PtC	PTS
2011	Chicago	16-1	27	276	10.2	22	3	1	-4	-4.0	-4	0	3	0	3	0	0	18
2012	Chicago	5-0	1	7	7.0	7	0	0	0	—	—	0	0	0	0	0	0	0
	Cincinnati	0-0	DID NOT PLAY*					DID NOT PLAY*					DID NOT PLAY*					
2013	Cincinnati	10-1	6	61	10.2	23	0	0	0	—	—	0	0	0	0	0	0	0
CHI. TOTALS		21-1	28	283	10.1	22	3	1	-4	-4.0	-4	0	3	0	3	0	0	18
CIN. TOTALS		10-1	6	61	10.2	23	0	0	0	—	—	0	0	0	0	0	0	0
CAREER		31-2	34	344	10.1	23	3	1	-4	-4.0	-4	0	3	0	3	0	0	18

		SPECIAL TEAMS								KICKOFF RETURNS						PUNT RETURNS					
YEAR	TEAM	ST	AT	TT	FF	FR-YDS	BP	BFG	BXP	NO	YDS	AVG	FC	LG	TD	NO	YDS	AVG	FC	LG	TD
2011	Chicago	2	0	2	0	0-0	0	0	0	—	—	—	—	—	—	—	—	—	—	—	—
CAREER		2	0	2	0	0-0	0	0	0	—	—	—	—	—	—	—	—	—	—	—	—

RECEIVING SINGLE-GAME HIGHS: RECEPTIONS—6 (for Chicago; 10-10-11 at Detroit). YARDS—64 (for Chicago; 10-10-11 at Detroit). LONG—23 (for Cincinnati; 10-13-13 at Buffalo). TOUCHDOWNS—1 (three times; most recently for Chicago on 10-16-11 vs. Minnesota).


## POSTSEASON

YEAR	TEAM	G-S	RECEIVING					RUSHING					SCORING					
			NO	YDS	AVG	LG	TD	ATT	YDS	AVG	LG	TD	TD	TD-R	TD-P	TD-Rt	2-PtC	PTS
2012	Cincinnati	0-0	DID NOT PLAY*					DID NOT PLAY*					DID NOT PLAY*					
2013	Cincinnati	0-0	DID NOT PLAY*					DID NOT PLAY*					DID NOT PLAY*					
CAREER		0-0	0	0	—	—	0	—	—	—	—	—	—	—	—	—	—	—

\* NOTE: Sanzenbacher was inactive for one regular-season game and one postseason game with Cincinnati in 2012. He was inactive for one postseason game with Cincinnati in 2013.

## 2013 REGULAR-SEASON GAME-BY-GAME

DATE	OPPONENT	RECEIVING					RUSHING				
		NO	YDS	AVG	LG	TD	ATT	YDS	AVG	LG	TD
9-8	at Chicago			INACTIVE					INACTIVE		
9-16	PITTSBURGH			INACTIVE					INACTIVE		
9-22	GREEN BAY	0	0	—	—	0	—	—	—	—	—
9-29	at Cleveland	1	6	6.0	6	0	—	—	—	—	—
10-6	NEW ENGLAND	0	0	—	—	0	—	—	—	—	—
10-13	at Buffalo	1	23	23.0	23	0	—	—	—	—	—
10-20	at Detroit	1	7	7.0	7	0	—	—	—	—	—
10-27	N.Y. JETS	2	18	9.0	9	0	—	—	—	—	—
10-31	at Miami	0	0	—	—	0	—	—	—	—	—
11-10	at Baltimore	0	0	—	—	0	—	—	—	—	—
11-17	CLEVELAND	0	0	—	—	0	—	—	—	—	—
11-24	— BYE —										
12-1	at San Diego			INACTIVE					INACTIVE		
12-8	INDIANAPOLIS			INACTIVE					INACTIVE		
12-15	at Pittsburgh			INACTIVE					INACTIVE		
12-22	MINNESOTA			INACTIVE					INACTIVE		
12-29	BALTIMORE	1	7	7.0	7	0	—	—	—	—	—
TOTALS		6	61	10.2	23	0	—	—	—	—	—



## SCHAFFER, J.K.

**LB #50**

**Height:** 6-0  
**Weight:** 232  
**College:** Cincinnati  
**Experience:** 2nd-year player in 2014

**2013 games-starts:** 9-0  
**Career games-starts:** 9-0  
**Born:** 6-10-90  
**Hometown:** Cincinnati, Ohio  
**Acquired:** FA'12

*A Cincinnati native and former UC Bearcat, Schaffer looks to continue increasing his role in 2014 ... Had his first full shot at Bengals roster in 2013 and played in nine games, primarily on special teams ... Joined Cincinnati practice squad in 2012 for final eight games and Wild Card playoff ... Entered NFL in 2012 as college free agent with Jacksonville ... Two-time All-Big East selection at UC.*

**Career transactions:** Signed with Jacksonville as college free agent on 5-4-12 ... Waived by Jaguars on 8-31-12 ... Signed to Tampa Bay practice squad on 9-3-12 ... Released from Buccaneers practice squad on 9-17-12 ... Signed to Cincinnati practice squad on 11-5-12 ... Signed to Bengals roster on 1-7-13 ... Waived by Bengals on 8-31-13 ... Signed to Bengals practice squad on 9-1-13 ... Signed to Bengals roster on 9-16-13 ... Waived by Bengals on 9-18-13 ... Signed to Bengals practice squad on 9-19-13 ... Signed to Bengals roster on 10-29-13.

**2013 highlights:** Played in nine games (Games 2 and 9-16) ... Had three tackles on defense and six on special teams ... On Bengals practice squad for Games 1 and 3-8 ... Made NFL debut on Sept. 16 vs. Pittsburgh, playing on special teams ... Saw first action on defense on Nov. 10 at Baltimore, with three tackles ... Had a special teams tackle Nov. 17 vs. Cleveland ... One special teams tackle on Dec. 15 at Pittsburgh ... Tied for team lead with two special teams tackles on Dec. 29 vs. Baltimore ... Played in all four preseason games and led team in tackles (20), with a sack.

**2012:** Played in all four Jacksonville preseason games and led team in tackles (18), with one INT and two total passes defended before being waived by Jaguars on final cuts ... Spent time on both Tampa Bay's and Cincinnati's practice squads before signing to Bengals' 2013 offseason roster.

**College:** Played in 50 games over four seasons at Cincinnati ... Left program as one of only four players in Big East history to record 100-plus tackles in three different seasons ... Two-time All-Big East selection, and member of three conference championship teams ... Had career totals of 337 tackles, nine sacks, 28 tackles-for-loss, seven INTs, six forced fumbles, three fumble recoveries and 15 passes defended ... Played in 2012 NFLPA Collegiate Bowl.

**Personal:** Hometown is Cincinnati ... Attended La Salle High School, where he totaled 150 tackles and 13 sacks as a senior ... Earned degree from University of Cincinnati in criminal justice, with minor in psychology (cum laude) ... Named 2012 Big East Scholar Athlete of the Year and 2012 Mr. Bearcat ... Four-time selection to Big East All-Academic team, and was the 2011 American Eagle Outfitters Big East Football Scholar Athlete of the Year ... Single ... Hobbies include golf, exercising and driving his truck.

*NOTE ABOUT NFL EXPERIENCE: Schaffer did not earn an accrued year of experience toward NFL free agency in 2012 because he was not on a 53-player roster, a Reserve/Injured list or a Reserve/Physically Unable to Perform list for the required minimum of six games that season.*

### J.K. SCHAFFER'S STATISTICS

			DEFENSE							INTERCEPTIONS					SCORING							
YEAR	TEAM	G-S	ST	AT	TT	SKS-YDS	PD	FF	FR-YDS	NO	YDS	AVG	LG	TD	TD	TD-IntRt	TD-FRRt	S	PTS			
2012	Tampa Bay	0-0				DID NOT PLAY*																
	Cincinnati	0-0				DID NOT PLAY*																
2013	Cincinnati	9-0	0	3	3	0-0	0	0	0-0	—	—	—	—	—	—	—	—	—	—			
CAREER		9-0	0	3	3	0-0	0	0	0-0	—	—	—	—	—	—	—	—	—	—			
			SPECIAL TEAMS							KICKOFF RETURNS					PUNT RETURNS							
YEAR	TEAM		ST	AT	TT	FF	FR-YDS	BP	BFG	BXP	NO	YDS	AVG	FC	LG	TD	NO	YDS	AVG	FC	LG	TD
2013	Cincinnati		6	0	6	0	0-0	0	0	0	—	—	—	—	—	—	—	—	—	—	—	—
CAREER			6	0	6	0	0-0	0	0	0	—	—	—	—	—	—	—	—	—	—	—	—

### POSTSEASON

			DEFENSE							INTERCEPTIONS					SCORING				
YEAR	TEAM	G-S	ST	AT	TT	SKS-YDS	PD	FF	FR-YDS	NO	YDS	AVG	LG	TD	TD	TD-IntRt	TD-FRRt	S	PTS
2012	Cincinnati	0-0	DID NOT PLAY*							DID NOT PLAY*					DID NOT PLAY*				
2013	Cincinnati	1-0	0	0	0	0-0	0	0	0-0	—	—	—	—	—	—	—	—	—	—
CAREER		1-0	0	0	0	0-0	0	0	0-0	—	—	—	—	—	—	—	—	—	—


\* NOTE: In 2012, Schaffer was on the practice squad for two regular-season games with Tampa Bay, as well as eight regular-season games and one postseason game with Cincinnati.

## 2013 REGULAR-SEASON GAME-BY-GAME

		DEFENSE								INTERCEPTIONS					
DATE	OPPONENT	ST	AT	TT	SKS-YDS	INT-YDS	PD	FF	FR-YDS	NO	YDS	AVG	LG	TD	
9-8	at Chicago				PRACTICE SQUAD						PRACTICE SQUAD				
9-16	PITTSBURGH	0	0	0	0-0	0-0	0	0	0-0	—	—	—	—	—	
9-22	GREEN BAY				PRACTICE SQUAD						PRACTICE SQUAD				
9-29	at Cleveland				PRACTICE SQUAD						PRACTICE SQUAD				
10-6	NEW ENGLAND				PRACTICE SQUAD						PRACTICE SQUAD				
10-13	at Buffalo				PRACTICE SQUAD						PRACTICE SQUAD				
10-20	at Detroit				PRACTICE SQUAD						PRACTICE SQUAD				
10-27	N.Y. JETS				PRACTICE SQUAD						PRACTICE SQUAD				
10-31	at Miami	0	0	0	0-0	0-0	0	0	0-0	—	—	—	—	—	
11-10	at Baltimore	0	3	3	0-0	0-0	0	0	0-0	—	—	—	—	—	
11-17	CLEVELAND	0	0	0	0-0	0-0	0	0	0-0	—	—	—	—	—	
11-24	— BYE —														
12-1	at San Diego	0	0	0	0-0	0-0	0	0	0-0	—	—	—	—	—	
12-8	INDIANAPOLIS	0	0	0	0-0	0-0	0	0	0-0	—	—	—	—	—	
12-15	at Pittsburgh	0	0	0	0-0	0-0	0	0	0-0	—	—	—	—	—	
12-22	MINNESOTA	0	0	0	0-0	0-0	0	0	0-0	—	—	—	—	—	
12-29	BALTIMORE	0	0	0	0-0	0-0	0	0	0-0	—	—	—	—	—	
TOTALS		0	3	3	0-0	0-0	0	0	0-0	—	—	—	—	—	

		SPECIAL TEAMS								KICKOFF RETURNS						PUNT RETURNS					
DATE	OPPONENT	ST	AT	TT	FF	FR-YDS	BP	BFG	BXP	NO	YDS	AVG	FC	LG	TD	NO	YDS	AVG	FC	LG	TD
9-8	at Chicago					PRACTICE SQUAD					PRACTICE SQUAD						PRACTICE SQUAD				
9-16	PITTSBURGH	0	0	0	0	0-0	0	0	0	—	—	—	—	—	—	—	—	—	—	—	—
9-22	GREEN BAY					PRACTICE SQUAD					PRACTICE SQUAD						PRACTICE SQUAD				
9-29	at Cleveland					PRACTICE SQUAD					PRACTICE SQUAD						PRACTICE SQUAD				
10-6	NEW ENGLAND					PRACTICE SQUAD					PRACTICE SQUAD						PRACTICE SQUAD				
10-13	at Buffalo					PRACTICE SQUAD					PRACTICE SQUAD						PRACTICE SQUAD				
10-20	at Detroit					PRACTICE SQUAD					PRACTICE SQUAD						PRACTICE SQUAD				
10-27	N.Y. JETS					PRACTICE SQUAD					PRACTICE SQUAD						PRACTICE SQUAD				
10-31	at Miami	0	0	0	0	0-0	0	0	0	—	—	—	—	—	—	—	—	—	—	—	—
11-10	at Baltimore	1	0	1	0	0-0	0	0	0	—	—	—	—	—	—	—	—	—	—	—	—
11-17	CLEVELAND	1	0	1	0	0-0	0	0	0	—	—	—	—	—	—	—	—	—	—	—	—
11-24	— BYE —																				
12-1	at San Diego	0	0	0	0	0-0	0	0	0	—	—	—	—	—	—	—	—	—	—	—	—
12-8	INDIANAPOLIS	1	0	1	0	0-0	0	0	0	—	—	—	—	—	—	—	—	—	—	—	—
12-15	at Pittsburgh	1	0	1	0	0-0	0	0	0	—	—	—	—	—	—	—	—	—	—	—	—
12-22	MINNESOTA	0	0	0	0	0-0	0	0	0	—	—	—	—	—	—	—	—	—	—	—	—
12-29	BALTIMORE	2	0	2	0	0-0	0	0	0	—	—	—	—	—	—	—	—	—	—	—	—
TOTALS		6	0	6	0	0-0	0	0	0	—	—	—	—	—	—	—	—	—	—	—	—





## SCOTT, MATT

QB #8

Height: 6-2

Weight: 210

College: Arizona

Experience: 1st-year player in 2014

2013 games-starts: 0-0 (0-0 Jax.)

Career games-starts: 0-0

Born: 11-9-90

Hometown: Corona, Calif.

Acquired: W(Jax.)'14

*First-year player joins Bengals QB mix after spending his rookie season on Jacksonville's practice squad ... Signed with Jacksonville in May 2013 as a college free agent.*

Career transactions: Signed with Jacksonville as college free agent on 5-3-13 ... Waived by Jaguars on 8-31-13 ... Signed to Jaguars practice squad on 9-2-13 ... Signed to Jaguars' roster on 12-30-13 ... Waived by Jaguars on 5-15-14 ... Acquired on waivers by Cincinnati on 5-16-14.

2013: Played in all four Jacksonville preseason games, passing 18-of-40 for 170 yards, with no TDs and one INT ... Waived in final preseason cuts and spent the full regular season on Jaguars practice squad.

College: Played four seasons at Arizona (2008-10 and '12), with a medical redshirt year in '11 ... Played 34 games with 17 starts and was named

second-team All-Pac 12 as a senior, posting six 300-yard passing games ... Threw nearly twice as many TDs (27) as INTs (14) as a senior, totaling 3620 yards with 60.3 completion percentage (301-499) ... Set school career record for passing yards per completion (11.9) ... Closed his career by passing for 382 yards in 49-48 win over Nevada in New Mexico Bowl ... His 1138 career rushing yards were second-most by a Wildcats QB.


Personal: Hometown is Corona, Calif. ... Attended Centennial High School, where as a senior he passed for 2479 yards with 19 TDs and rushed for 1099 and 13 scores ... Human development major at Arizona.

*NOTE ABOUT NFL EXPERIENCE: Scott did not earn an accrued year of experience toward NFL free agency in 2013 because he was not on a 53-player roster, a Reserve/Injured list or a Reserve/Physically Unable to Perform list for the required minimum of six games that season.*

### MATT SCOTT'S STATISTICS

YEAR	TEAM	G-S	PASSING										
			ATT	CMP	CMP%	YDS	YDS/ATT	TD	TD%	INT	INT%	LG	SKD-YDS
2013	Jacksonville	0-0	DID NOT PLAY*										
CAREER		0-0	0	0	—	0	—	0	—	0	—	—	0-0

\* NOTE: Scott was on the practice squad for 16 regular-season games with Jacksonville in 2013.



## SHARP, QUINN

K #3

Height: 6-1

Weight: 205

College: Oklahoma State

Experience: 1st-year player in 2014

2013 games-starts: 0-0

Career games-starts: 0-0

Born: 11-12-89

Hometown: Mansfield, Texas

Acquired: FA'14

*Sharp will have another Bengals roster shot in 2014 ... Showed well in 2013 preseason as a college free agent, though he failed to dislodge veteran K Mike Nugent ... First three-time All-American at any position in history of Oklahoma State program, selected as a kicker and/or a punter in each of his last three seasons.*

**Career transactions:** Signed with Cincinnati as college free agent on 5-1-13 ... Waived by Bengals on 8-25-13 ... Re-signed with Bengals as free agent (Reserve/Future list) on 12-31-13.

**2013 recap:** Played in three preseason games with Bengals and was two-for-two on FGs (long of 47) ... Nine of his 10 kickoffs reached the end zone, with six going for touchbacks ... Not with an NFL team during regular season.

**More college highlights:** Played four seasons (2009-12) at Oklahoma State, with a redshirt year in 2008 ... His career punting average of

45.9 yards led all active NCAA players through 2012 and set OSU record ... His career FG percentage of 84.7 was second among all active NCAA players ... Led nation in touchbacks on kickoffs in all four of his seasons ... In 2011, became first player in Big 12 history to be named all-conference at both punter and kicker ... Ended career ranked fourth in career OSU scoring (301).

**Personal:** Hometown is Mansfield, Texas ... Attended Summit High School, where he was ranked as the nation's top kicker by Rivals.com ... Was a Class 5A all-state selection ... Rated by Texas Football Magazine as the best kicker in Texas ... Majored in Education at Oklahoma State ... Hobbies include golf and cars.

*NOTE ABOUT NFL EXPERIENCE: Sharp did not earn an accrued year of experience toward NFL free agency in 2013 because he was not on a 53-player roster, a Reserve/Injured list or a Reserve/Physically Unable to Perform list for the required minimum of six games that season.*

### QUINN SHARP'S STATISTICS

			SCORING									
YEAR	TEAM	G-S	FG	FGA	FG%	LG	BFG	XP	XPA	XP%	BXP	PTS
2013	—	0-0	DID NOT PLAY*									
CAREER		0-0	0	0	—	—	0	0	0	—	0	0

\* NOTE: Sharp was not with an NFL team in 2013.



## SMITH, ALEX

TE #81

**Height:** 6-4  
**Weight:** 250  
**College:** Stanford  
**Experience:** 10th-year player in 2014

**2013 games-starts:** 16-1  
**Career games-starts:** 119-56  
**Born:** 5-22-82  
**Hometown:** Denver, Colo.  
**Acquired:** UFA(Cle.)'13

*A 10th-year NFL player for 2014, Smith played his first Bengals season in '13 ... Signed with Cincinnati as unrestricted free agent and played every game, but suffered dislocated wrist Dec. 29 vs. Baltimore and missed Wild Card playoff ... Had one TD catch in '13... Spent previous three seasons with Cleveland ... Began pro career with Tampa Bay in 2005 as third-round draft pick.*

**Career transactions:** Selected by Tampa Bay in third round of 2005 NFL Draft (71st overall) ... Signed with Buccaneers on 7-28-05 ... Traded by Buccaneers to New England on 4-30-09 for Patriots' fifth-round draft pick in 2010 NFL Draft ... Waived by Patriots on 9-5-09 ... Signed as free agent with Philadelphia on 9-8-09 ... Eagles contract expired (no RFA qualifying offer) after 2009 season ... Signed with Cleveland as free agent on 5-4-10 ... Browns contract expired after 2011 season ... Re-signed with Browns as unrestricted free agent on 3-15-12 ... Browns contract expired after 2012 season ... Signed with Cincinnati as unrestricted free agent on 4-16-13 ... Bengals contract expired after 2013 season ... Re-signed with Bengals as unrestricted free agent on 6-10-14.

**2013 highlights:** Played in every game, with a start in Game 10 on Nov. 10 at Baltimore, replacing injured Jermaine Gresham ... Recorded three receptions for 12 yards with a TD on the season, and one special teams tackle ... Had a three-yard reception Nov. 10 at Baltimore ... Had a two-yard TD reception on Nov. 17 vs. Cleveland ... Played in three preseason games, with one start as second tight end.

**Previous seasons:** **2005**—Played in every game as a Tampa Bay rookie and started 10, contributing to 11-5 NFC South championship season ... Ranked second on team in receptions (41) and third in receiving yards (367), with two TDs ... Led NFL rookie TEs in receptions and ranked third among all rookies ... Scored his two TDs in his NFL debut, 24-13 win on Sept. 11 at Minnesota. **2006**—Played 14 games with seven starts for Tampa Bay, catching 35-for-250 with three TDs ... In Oct. 8 loss at New Orleans, his three-yard TD catch from Bruce Gradkowski gave Bucs 21-17 lead in fourth quarter ... In 14-13 win Oct. 15 vs. Bengals, had two-yard TD reception from Gradkowski ... Had nine-yard scoring catch from Tim Rattay in 34-31 win on Dec. 17 at Chicago. **2007**—Started all 14 games he played for Bucs' 9-7 NFC South winners ...

Caught 32-for-385 with three TDs ... Scored Bucs' only two TDs, both on passes from Jeff Garcia, in 33-14 loss Oct. 7 at Indianapolis ... Six-yard TD catch in Wild Card playoff loss on 1-6-08 vs. N.Y. Giants. **2008**—Had his third straight season with three TD catches for Bucs, totaling 21-for-250 ... Bucs won all three games in which he scored, 30-21 on Sept. 28 vs. Green Bay, 27-3 on Oct. 12 vs. Carolina and 30-27 on Nov. 2 at Kansas City ... Also at Chiefs, had a two-point conversion reception. **2009**—Following trade to New England and subsequent release by Patriots, signed with Philadelphia and played in every game with five starts for Eagles' 11-5 Wild Card team ... Used primarily as a blocker, catching three-for-25 in regular season and one-for-eight in Wild Card playoff loss to Dallas. **2010**—Signed with Cleveland as free agent ... Played in three games, active-DNP for two and inactive for 11. **2011**—Played in Browns' first 14 games, with four starts, before missing final two with a shoulder injury ... Caught 14-for-131, with a one-yard TD catch from Colt McCoy on Oct. 16 at Oakland. **2012**—Played in Browns' final nine games, with 12 total appearances on the season ... Saw most of his action in season's second half in an H-back role ... Had season highs of three receptions and 30 yards in Game 2, Sept. 16 at Bengals, but left game in fourth quarter due to concussion and was inactive for Games 3-5 ... In win Oct. 28 vs. San Diego, served as lead blocker out of backfield as Trent Richardson rushed for 122 yards with 5.1-yard average ... Caught three-for-eight on Nov. 4 vs. Baltimore, and aided Richardson rushing total of 105 yards.

**College:** Lettered in four seasons (2001-04) at Stanford, playing 44 games with 32 starts ... Career totals of 107 receptions for 1291 yards and eight TDs ... As a senior, earned multiple second-team All-America nods and finished second in voting for Mackey Award (nation's top TE) ... Redshirted in 2000.

**Personal:** Hometown is Denver, Colo. ... Attended Mullen High School, where he earned All-America football honors while also lettering in basketball and track ... Economics major at Stanford, and participated in NFL Business and Entrepreneurial Program at Stanford graduate school of business in 2009 ... Founded Easii foundation in 2007, with goal of helping underprivileged youth gain college scholarships ... Crowned EA Sports Madden Bowl champion in 2007 and '08 ... Also enjoys drawing ... Has twin boys (Amari and Aiden) ... Father, Edwin, played DE for Denver Broncos from 1973-76, first Bahamian NFL player.

### ALEX SMITH'S STATISTICS

YEAR	TEAM	G-S	RECEIVING					RUSHING					SCORING					
			NO	YDS	AVG	LG	TD	ATT	YDS	AVG	LG	TD	TD	TD-R	TD-P	TD-Rt	2-PIC	PTS
2005	Tampa Bay	16-10	41	367	9.0	24	2	—	—	—	—	—	2	0	2	0	0	12
2006	Tampa Bay	14-7	35	250	7.1	27	3	—	—	—	—	—	3	0	3	0	0	18
2007	Tampa Bay	14-14	32	385	12.0	33	3	—	—	—	—	—	3	0	3	0	0	18
2008	Tampa Bay	14-12	21	250	11.9	34	3	—	—	—	—	—	3	0	3	0	1	20
2009	Philadelphia	16-5	3	25	8.3	11	0	—	—	—	—	—	0	0	0	0	0	0
2010	Cleveland	3-1	1	6	6.0	6	0	—	—	—	—	—	0	0	0	0	0	0
2011	Cleveland	14-4	14	131	9.4	20	1	—	—	—	—	—	1	0	1	0	0	6
2012	Cleveland	12-2	13	47	3.6	17	0	—	—	—	—	—	0	0	0	0	0	0
2013	Cincinnati	16-1	3	12	4.0	7	1	—	—	—	—	—	1	0	1	0	0	6
T.B. TOTALS		58-43	129	1252	9.7	34	11	—	—	—	—	—	11	0	11	0	1	68
PHIL. TOTALS		16-5	3	25	8.3	11	0	—	—	—	—	—	0	0	0	0	0	0
CLE. TOTALS		29-7	28	184	6.6	20	1	—	—	—	—	—	1	0	1	0	0	6
CIN. TOTALS		16-1	3	12	4.0	7	1	—	—	—	—	—	1	0	1	0	0	6
CAREER		119-56	163	1473	9.0	34	13	—	—	—	—	—	13	0	13	0	1	80


YEAR	TEAM	SPECIAL TEAMS								KICKOFF RETURNS						PUNT RETURNS					
		ST	AT	TT	FF	FR-YDS	BP	BFG	BXP	NO	YDS	AVG	FC	LG	TD	NO	YDS	AVG	FC	LG	TD
2005	Tampa Bay	1	1	2	1	0-0	0	0	0	1	12	12.0	0	12	0	—	—	—	—	—	—
2008	Tampa Bay	2	0	2	0	0-0	0	0	0	2	17	8.5	0	17	0	—	—	—	—	—	—
2009	Philadelphia	0	0	0	0	0-0	0	0	0	1	4	4.0	0	4	0	—	—	—	—	—	—
2011	Cleveland	1	0	1	0	0-0	0	0	0	0	0	—	0	—	0	—	—	—	—	—	—
2013	Cincinnati	2	1	3	0	0-0	0	0	0	0	0	—	0	—	0	—	—	—	—	—	—
T. B. TOTALS		3	1	4	1	0-0	0	0	0	3	29	9.7	0	17	0	—	—	—	—	—	—
PHIL. TOTALS		0	0	0	0	0-0	0	0	0	1	4	4.0	0	4	0	—	—	—	—	—	—
CLE. TOTALS		1	0	1	0	0-0	0	0	0	0	0	—	0	—	0	—	—	—	—	—	—
CIN. TOTALS		2	1	3	0	0-0	0	0	0	0	0	—	0	—	0	—	—	—	—	—	—
CAREER		6	2	8	2	0-0	0	0	0	4	33	8.3	0	17	0	—	—	—	—	—	—

**RECEIVING SINGLE-GAME HIGHS:** RECEPTIONS—8 (for Tampa Bay; 12-24-05 vs. Atlanta). YARDS—79 (for Tampa Bay; 12-23-07 at San Francisco). LONG—34 (for Tampa Bay; 10-26-08 at Dallas). TOUCHDOWNS—2 (two times; most recently for Tampa Bay on 10-7-07 at Indianapolis).

POSTSEASON																		
YEAR	TEAM	G-S	RECEIVING					RUSHING					SCORING					
			NO	YDS	AVG	LG	TD	ATT	YDS	AVG	LG	TD	TD	TD-R	TD-P	TD-Rt	2-PtC	PTS
2005	Tampa Bay	1-1	3	14	4.7	11	0	—	—	—	—	—	0	0	0	0	0	0
2007	Tampa Bay	1-1	3	26	8.7	15	1	—	—	—	—	—	1	0	1	0	0	6
2009	Philadelphia	1-0	1	8	8.0	8	0	—	—	—	—	—	0	0	0	0	0	0
2013	Cincinnati	0-0	DID NOT PLAY*					DID NOT PLAY*					DID NOT PLAY*					
T.B. TOTALS		2-2	6	40	6.7	15	1	—	—	—	—	—	1	0	1	0	0	6
PHIL. TOTALS		1-0	1	8	8.0	8	0	—	—	—	—	—	0	0	0	0	0	0
CIN. TOTALS		0-0	0	0	—	—	0	—	—	—	—	—	0	0	0	0	0	0
CAREER		3-2	7	48	6.9	15	1	—	—	—	—	—	1	0	1	0	0	6

\* NOTE: Smith was on the Reserve/Injured list for one postseason game with Cincinnati in 2013.

2013 REGULAR-SEASON GAME-BY-GAME																					
		RECEIVING						RUSHING													
DATE	OPPONENT	NO	YDS	AVG	LG	TD		ATT	YDS	AVG	LG	TD									
9-8	at Chicago	0	0	—	—	0		—	—	—	—	—									
9-16	PITTSBURGH	0	0	—	—	0		—	—	—	—	—									
9-22	GREEN BAY	0	0	—	—	0		—	—	—	—	—									
9-29	at Cleveland	0	0	—	—	0		—	—	—	—	—									
10-6	NEW ENGLAND	0	0	—	—	0		—	—	—	—	—									
10-13	at Buffalo	0	0	—	—	0		—	—	—	—	—									
10-20	at Detroit	0	0	—	—	0		—	—	—	—	—									
10-27	N.Y. JETS	0	0	—	—	0		—	—	—	—	—									
10-31	at Miami	0	0	—	—	0		—	—	—	—	—									
11-10	at Baltimore	1	3	3.0	3	0		—	—	—	—	—									
11-17	CLEVELAND	1	2	2.0	2t	1		—	—	—	—	—									
11-24	— BYE —																				
12-1	at San Diego	0	0	—	—	0		—	—	—	—	—									
12-8	INDIANAPOLIS	0	0	—	—	0		—	—	—	—	—									
12-15	at Pittsburgh	0	0	—	—	0		—	—	—	—	—									
12-22	MINNESOTA	0	0	—	—	0		—	—	—	—	—									
12-29	BALTIMORE	1	7	7.0	7	0		—	—	—	—	—									
TOTALS		3	12	4.0	7	1		—	—	—	—	—									
		SPECIAL TEAMS								KICKOFF RETURNS						PUNT RETURNS					
DATE	OPPONENT	ST	AT	TT	FF	FR-YDS	BP	BFG	BXP	NO	YDS	AVG	FC	LG	TD	NO	YDS	AVG	FC	LG	TD
9-8	at Chicago	0	0	0	0	0-0	0	0	0	—	—	—	—	—	—	—	—	—	—	—	—
9-16	PITTSBURGH	0	0	0	0	0-0	0	0	0	—	—	—	—	—	—	—	—	—	—	—	—
9-22	GREEN BAY	0	0	0	0	0-0	0	0	0	—	—	—	—	—	—	—	—	—	—	—	—
9-29	at Cleveland	0	0	0	0	0-0	0	0	0	—	—	—	—	—	—	—	—	—	—	—	—
10-6	NEW ENGLAND	0	1	1	0	0-0	0	0	0	—	—	—	—	—	—	—	—	—	—	—	—
10-13	at Buffalo	0	0	0	0	0-0	0	0	0	—	—	—	—	—	—	—	—	—	—	—	—
10-20	at Detroit	0	0	0	0	0-0	0	0	0	—	—	—	—	—	—	—	—	—	—	—	—
10-27	N.Y. JETS	0	0	0	0	0-0	0	0	0	—	—	—	—	—	—	—	—	—	—	—	—
10-31	at Miami	0	0	0	0	0-0	0	0	0	—	—	—	—	—	—	—	—	—	—	—	—
11-10	at Baltimore	0	0	0	0	0-0	0	0	0	—	—	—	—	—	—	—	—	—	—	—	—
11-17	CLEVELAND	1	0	1	0	0-0	0	0	0	—	—	—	—	—	—	—	—	—	—	—	—
11-24	— BYE —																				
12-1	at San Diego	0	0	0	0	0-0	0	0	0	—	—	—	—	—	—	—	—	—	—	—	—
12-8	INDIANAPOLIS	0	0	0	0	0-0	0	0	0	—	—	—	—	—	—	—	—	—	—	—	—
12-15	at Pittsburgh	0	0	0	0	0-0	0	0	0	—	—	—	—	—	—	—	—	—	—	—	—
12-22	MINNESOTA	1	0	1	0	0-0	0	0	0	—	—	—	—	—	—	—	—	—	—	—	—
12-29	BALTIMORE	0	0	0	0	0-0	0	0	0	—	—	—	—	—	—	—	—	—	—	—	—
TOTALS		2	1	3	0	0-0	0	0	0	—	—	—	—	—	—	—	—	—	—	—	—



## SMITH, ANDRE

OT #71

**Height:** 6-4  
**Weight:** 340  
**College:** Alabama  
**Experience:** 6th-year player in 2014

**2013 games-starts:** 16-15  
**Career games-starts:** 59-50  
**Born:** 1-25-87  
**Hometown:** Birmingham, Ala.  
**Acquired:** D1'09

*A sixth-year Bengals and NFL player for 2014, Smith was a major Bengals re-signing for 2013 from the unrestricted free agent ranks ... As starting ROT, contributed to Bengals NFL rankings of tied for sixth in scoring and 10th in net offense ... Helped the line allow only one sack over Games 11-14, tying team record for fewest sacks allowed in four-game span ... Has held starting ROT role since October 2010 ... In 2012, helped BenJarvus Green-Ellis lead NFL in third-and-one rushing conversions (14).*

**Career transactions:** Selected by Cincinnati in first round of 2009 NFL Draft (sixth overall) ... Signed with Bengals on 8-30-09 ... Re-signed with Bengals as unrestricted free agent on 4-26-13.

**2013 highlights:** Started in Games 1-11 and 13-16 at ROT, and came off bench in Game 12 ... On Sept. 16 vs. Pittsburgh, helped offense allow no sacks with 407 net yards ... Supported 105.5 passer rating by Andy Dalton on Sept. 22 vs. Green Bay ... Helped power offense to 162 rushing yards on Oct. 6 vs. New England ... Aided blocking effort on Oct. 13 at Buffalo in which Bengals tallied a season-high in total net yards (483), including season-highs in both rushing (165) and passing (318) yards ... On Oct. 20 at Detroit, helped lead protection that allowed only one sack as Dalton posted 135.9 passer rating ... On Oct. 27 vs. N.Y. Jets, contributed to pass protection allowing only one sack for two yards as Andy Dalton threw career-best five TD passes ... On Dec. 1 at San Diego, contributed to blocking effort that allowed no sacks of QB Andy Dalton for second straight game, and rushing attack that gained 164 yards (second-highest rushing output of season) ... On Dec. 8 vs. Indianapolis, helped keep Dalton sack-free for third straight game and supported 155-yard rushing effort, and Dalton was named AFC Offensive Player of Week with 120.5 passer rating ... On Dec. 22 vs. Minnesota, helped offense to 429 yards as Andy Dalton posted career-high 136.5 passer rating ... Contributed to 439-yard offensive output in Wild Card playoff on 1-5-14 vs. San Diego.

**Previous seasons:** **2009**—Missed most of preseason due to contract negotiations, then suffered fracture in left foot on Sept. 1 (his first week of practice) ... Was on roster exemption for season opener, Sept. 13 vs. Denver ... Added to roster on Sept. 14, and returned to practice the week of Game 7 ... Game day inactive for Games 2-10 ... Played in Games 11-16, and credited with one start ... Made NFL debut on Nov. 29 vs. Cleveland ... Supported three individual 100-yard rushing efforts over season's final six games, and aided a Bengals playoff record of 169 rushing yards by HB Cedric Benson in Wild Card playoff on 1-9-10 vs. N.Y. Jets. **2010**—Claimed No. 1 ROT position in Games 6-8, but suffered foot fracture (fifth metatarsal) in practice Nov. 10, forcing him to Reserve/Injured list on Nov. 13 ... Helped offense rank fifth in the NFL in fewest sacks allowed per passing play (one every 22.07 plays) ... Aided offensive outputs of 469 yards on Oct. 24 at Atlanta (the most by the team since Game 2 of 2007), and 413 yards on Oct. 3 at Cleveland. **2011**—Started at ROT in Games 1-12 and 15-16, and in Wild Card playoff ... Left Game 12, Dec. 4 at Pittsburgh, due to ankle injury, and was inactive for Games 13-14 ... Contributed to pass protection that ranked tied for fourth in NFL in fewest sacks allowed (25) ... On Sept. 11 at Cleveland averted a giveaway by recovering an Andy Dalton fumble at Bengals eight-yard line ... Helped team rush 32-for-171 (5.3 average) Oct. 2 vs. Buffalo, including 104 yards for HB Cedric Benson ... On Oct. 16 vs. Indianapolis, supported pass-protection effort that held Colts for the first time on season without a sack, playing primarily against standout DE Robert Mathis ...

Aided 165-yard rushing total on Dec. 24 vs. Arizona. **2012**—One of 10 Bengals to start all 16 games, and also started Wild Card playoff ... Helped HB BenJarvus Green-Ellis rank first in NFL in third-and-one rushing conversions, edging Houston's Arian Foster by one (14-13), and Green-Ellis had only 15 attempts to Foster's 19 ... Part of run-blocking effort for Green-Ellis to gain at least 100 yards four times in five-game stretch (Games 10-12 and 14), with 168.2 team average in that span ... Supported blocking effort Sept. 23 at Washington that netted season highs in yards (478) and points (38) ... Supported season-best 221 rushing yards, with 6.5 average, on Nov. 25 vs. Oakland ... In Thursday night win Dec. 13 at Philadelphia, aided rushing effort of 41-for-157 (3.8) and season-best 37:40 possession time, with Green-Ellis (106) becoming only second player in team history to have four 100-yard rushing totals in span of five games.

**College:** Played three seasons (2006-08) at Alabama, entering NFL Draft after his junior year ... Consensus 2008 All-America selection, rated among the most powerful run blockers in Southeastern Conference history ... Started 38 games at LOT over three seasons, and was credited with 46 TD-producing blocks ... Was only the seventh true freshman in Crimson Tide history to start his first game in the program ... As a sophomore in 2007, he shared SEC's Jacobs Blocking Trophy with Arkansas C Jonathan Luigs, who was a Bengal in '09.

**Smith makes it five:** As a junior at Alabama, Smith won the 2008 Outland Trophy, the "Heisman" for linemen. The award currently goes to the player voted as the nation's top offensive lineman or interior defensive lineman. In earlier years, defensive ends were also eligible. Smith is the fifth Bengal to have won the Outland, joining DT Mike Reid (1969, Penn State), DE Ross Browner ('76, Notre Dame), C Dave Rimington ('81 and '82, Nebraska) and DE Jason Buck ('86, Brigham Young). All five of the Bengals' Outland winners were first-round draft choices by Cincinnati.

**Personal:** Hometown is Birmingham, Ala. ... Attended Huffman High School, where he was the consensus top-rated offensive lineman in the nation as a senior ... Also as a prep senior, became the first OL to win the state of Alabama's "Mr. Football" award ... General studies major at Alabama ... Enjoys fishing and playing the guitar.

### ANDRE SMITH'S STATISTICS

#### GAMES-STARTS


YEAR	TEAM	GAMES	STARTS
2009	Cincinnati.....	6	1
2010	Cincinnati.....	7	4
2011	Cincinnati.....	14	14
2012	Cincinnati.....	16	16
2013	Cincinnati.....	16	15
CAREER		59	50

#### POSTSEASON

#### GAMES-STARTS

YEAR	TEAM	GAMES	STARTS
2009	Cincinnati.....	1	0
2011	Cincinnati.....	1	1
2012	Cincinnati.....	1	1
2013	Cincinnati.....	1	1
CAREER		4	3





## STANFORD, R.J.

**CB #28****Height:** 5-10**Weight:** 187**College:** Utah**Experience:** 4th-year player in 2014**2013 games-starts:** 13-0 (13-0 Mia.)**Career games-starts:****Born:** 5-6-88**Hometown:** Chino, Calif.**Acquired:** FA'14

A fourth-year NFL player for 2014, Stanford signed with the Bengals as a free agent on March 24 ... He played in 13 games last season with Miami, ranking tied for sixth with five special teams tackles ... Missed last three games of season with ankle injury ... Entered the NFL in 2010 as a seventh-round draft choice of Carolina ... Has 41 career games played, with 35 tackles on defense, 12 tackles on special teams and one INT (53-yard return) ... His Miami contract expired after '13 season, and he became a free agent when Dolphins declined to tender him as a restricted free agent.

**Career transactions:** Selected by Carolina in seventh round of 2010 NFL Draft (223rd overall) ... Signed with Panthers on 6-15-10 ... Waived by Panthers on 9-4-10 ... Signed to Panthers practice squad on 9-6-10 ... Signed to Panthers roster on 12-14-10 ... Re-signed with Panthers as exclusive rights player on 3-22-12 ... Waived by Panthers on 8-31-12 ... Acquired on waivers by Miami on 9-1-12 ... Re-signed with Dolphins as exclusive rights player on 3-15-13 ... Dolphins contract expired after 2013 season ... Signed with Cincinnati as free agent on 3-24-14.

**2013:** Played in 13 games with Miami, ranking tied for sixth on team with five special teams tackles ... Placed on Reserve/Injured list on Dec. 10 after suffering ankle injury on Dec. 8 at Pittsburgh ... Had three special teams tackles on Oct. 6 vs. Baltimore.

**Previous seasons:** **2010**—On Panthers practice squad for Games 1-13 ... Signed to active roster on Dec. 14 ... Inactive for Games 14-16. **2011**—

Played in 12 games for Panthers (Games 3-4 and 7-16), recording 20 tackles on defense, an INT and one special teams tackle ... Recorded first career INT on 1-1-12 at New Orleans, as he picked off Drew Brees and returned 53 yards to set up FG. **2012**—Played in all 12 games with Miami, recording 15 tackles on defense and six on special teams (tied for sixth on team) ... Logged three tackles on Oct. 15 at Buffalo ... Three tackles on Nov. 25 vs. Seattle.

**College:** Played four seasons at Utah (2006-09), seeing action in 51 games with 22 starts ... Finished career with 125 tackles, four sacks, one INT, 12 passes defended and three fumble recoveries ... Started all 13 games as a senior in 2009, and recorded 46 tackles, one INT and seven passes defended ... Blocked a FG attempt against Louisville ... Began freshman season at running back, rushing 11-for-48 (4.4) before switching to cornerback later in year.

**Personal:** Hometown is Chino, California ... Attended Chino High School ... Wife's name is Keyonna ... Active in community relations as a member of Dolphins ... Participated in the Miami Dolphins Foundation's Fins Weekend events ... Worked with local schools in Dolphins' laser tag, Dave & Buster's and mini-golf, Visited kids at Baptist Children's Hospital ... Majored in sociology at Utah.

**NOTE ABOUT NFL EXPERIENCE:** Stanford did not earn an accrued year of experience toward NFL free agency in 2010 because he was not on a 53-player roster, a Reserve/Injured list or a Reserve/Physically Unable to Perform list for the required minimum of six games that season.

### R.J. STANFORD'S STATISTICS

			DEFENSE							INTERCEPTIONS						SCORING						
YEAR	TEAM	G-S	ST	AT	TT	SKS-YDS	PD	FF	FR-YDS	NO	YDS	AVG	LG	TD	TD	TD-IntRt	TD-FRRt	S	PTS			
2010	Carolina	0-0	DID NOT PLAY*							DID NOT PLAY*						DID NOT PLAY*						
2011	Carolina	12-0	10	10	20	0-0	1	0	0-0	1	53	53.0	53	0	—	—	—	—	—			
2012	Miami	16-0	12	3	15	0-0	0	0	0-0	0	0	—	—	0	—	—	—	—	—			
2013	Miami	13-0	0	0	0	0-0	0	0	0-0	0	0	—	—	0	—	—	—	—	—			
CAR. TOTALS		12-0	10	10	20	0-0	1	0	0-0	1	53	53.0	53	0	—	—	—	—	—			
MIA. TOTALS		29-0	12	3	15	0-0	0	0	0-0	0	0	—	—	0	—	—	—	—	—			
CAREER		41-0	22	13	35	0-0	1	0	0-0	1	53	53.0	53	0	—	—	—	—	—			
			SPECIAL TEAMS							KICKOFF RETURNS						PUNT RETURNS						
YEAR	TEAM		ST	AT	TT	FF	FR-YDS	BP	BFG	BXP	NO	YDS	AVG	FC	LG	TD	NO	YDS	AVG	FC	LG	TD
2011	Carolina		1	0	1	0	0-0	0	0	0	—	—	—	—	—	—	—	—	—	—	—	—
2012	Miami		4	2	6	0	0-0	0	0	0	—	—	—	—	—	—	—	—	—	—	—	—
2013	Miami		5	0	5	0	0-0	0	0	0	—	—	—	—	—	—	—	—	—	—	—	—
CAR. TOTALS			1	0	1	0	0-0	0	0	0	—	—	—	—	—	—	—	—	—	—	—	—
MIA. TOTALS			9	2	11	0	0-0	0	0	0	—	—	—	—	—	—	—	—	—	—	—	—
CAREER			10	2	12	0	0-0	0	0	0	—	—	—	—	—	—	—	—	—	—	—	—

\* NOTE: Stanford was on the practice squad for 13 games and inactive for three games with Carolina in 2010.

2013 GAME-BY-GAME																						
		DEFENSE									INTERCEPTIONS											
DATE	OPPONENT	ST	AT	TT	SKS-YDS	INT-YDS	PD	FF	FR-YDS	NO	YDS	AVG	LG	TD								
		Miami																				
9-8	at Cleveland	0	0	0	0-0	0-0	0	0	0-0	—	—	—	—	—								
9-15	at Indianapolis	0	0	0	0-0	0-0	0	0	0-0	—	—	—	—	—								
9-22	ATLANTA	0	0	0	0-0	0-0	0	0	0-0	—	—	—	—	—								
9-30	at New Orleans	0	0	0	0-0	0-0	0	0	0-0	—	—	—	—	—								
10-6	BALTIMORE	0	0	0	0-0	0-0	0	0	0-0	—	—	—	—	—								
10-13	— BYE —																					
10-20	BUFFALO	0	0	0	0-0	0-0	0	0	0-0	—	—	—	—	—								
10-27	at New England	0	0	0	0-0	0-0	0	0	0-0	—	—	—	—	—								
10-31	CINCINNATI	0	0	0	0-0	0-0	0	0	0-0	—	—	—	—	—								
11-11	at Tampa Bay	0	0	0	0-0	0-0	0	0	0-0	—	—	—	—	—								
11-17	SAN DIEGO	0	0	0	0-0	0-0	0	0	0-0	—	—	—	—	—								
11-24	CAROLINA	0	0	0	0-0	0-0	0	0	0-0	—	—	—	—	—								
12-1	at N.Y. Jets	0	0	0	0-0	0-0	0	0	0-0	—	—	—	—	—								
12-8	at Pittsburgh	0	0	0	0-0	0-0	0	0	0-0	—	—	—	—	—								
12-15	NEW ENGLAND	RESERVE / INJURED									RESERVE / INJURED											
12-22	at Buffalo	RESERVE / INJURED									RESERVE / INJURED											
12-29	N.Y. JETS	RESERVE / INJURED									RESERVE / INJURED											
TOTALS		0	0	0	0-0	0-0	0	0	0-0	—	—	—	—	—								
		SPECIAL TEAMS								KICKOFF RETURNS						PUNT RETURNS						
DATE	OPPONENT	ST	AT	TT	FF	FR-YDS	BP	BFG	BXP	NO	YDS	AVG	FC	LG	TD	NO	YDS	AVG	FC	LG	TD	
		Miami																				
9-8	at Cleveland	0	0	0	0	0-0	0	0	0	—	—	—	—	—	—	—	—	—	—	—	—	
9-15	at Indianapolis	0	0	0	0	0-0	0	0	0	—	—	—	—	—	—	—	—	—	—	—	—	
9-22	ATLANTA	0	0	0	0	0-0	0	0	0	—	—	—	—	—	—	—	—	—	—	—	—	
9-30	at New Orleans	0	0	0	0	0-0	0	0	0	—	—	—	—	—	—	—	—	—	—	—	—	
10-6	BALTIMORE	3	0	3	0	0-0	0	0	0	—	—	—	—	—	—	—	—	—	—	—	—	
10-13	— BYE —																					
10-20	BUFFALO	0	0	0	0	0-0	0	0	0	—	—	—	—	—	—	—	—	—	—	—	—	
10-27	at New England	0	0	0	0	0-0	0	0	0	—	—	—	—	—	—	—	—	—	—	—	—	
10-31	CINCINNATI	1	0	1	0	0-0	0	0	0	—	—	—	—	—	—	—	—	—	—	—	—	
11-11	at Tampa Bay	0	0	0	0	0-0	0	0	0	—	—	—	—	—	—	—	—	—	—	—	—	
11-17	SAN DIEGO	0	0	0	0	0-0	0	0	0	—	—	—	—	—	—	—	—	—	—	—	—	
11-24	CAROLINA	0	0	0	0	0-0	0	0	0	—	—	—	—	—	—	—	—	—	—	—	—	
12-1	at N.Y. Jets	1	0	1	0	0-0	0	0	0	—	—	—	—	—	—	—	—	—	—	—	—	
12-8	at Pittsburgh	0	0	0	0	0-0	0	0	0	—	—	—	—	—	—	—	—	—	—	—	—	
12-15	NEW ENGLAND	RESERVE / INJURED									RESERVE / INJURED						RESERVE / INJURED					
12-22	at Buffalo	RESERVE / INJURED									RESERVE / INJURED						RESERVE / INJURED					
12-29	N.Y. JETS	RESERVE / INJURED									RESERVE / INJURED						RESERVE / INJURED					
TOTALS		5	0	5	0	0-0	0	0	0	—	—	—	—	—	—	—	—	—	—	—	—	



## STILL, DEVON

**DT #75****Height:** 6-5**Weight:** 310**College:** Penn State**Experience:** 3rd-year player in 2014**2013 games-starts:** 10-0**Career games-starts:** 18-0**Born:** 7-11-89**Hometown:** Wilmington, Del.**Acquired:** D2'12

*A third-year Bengals and NFL player for 2014, Still played in defensive line rotation for 10 games in '13 and could see a more significant role ... His '13 season was affected by injuries, as he missed four games due to elbow injury suffered Oct. 20 at Detroit and final two regular-season games after suffering a herniated disc in practice on Dec. 18 ... Placed on Reserve/Injured list prior to Wild Card Playoff ... Cousin of two NFL All-Pro defenders, DE Art Still (Kansas City) and LB Levon Kirkland (Pittsburgh).*

**Career transactions:** Selected by Cincinnati in second round of 2012 NFL Draft (53rd overall) ... Signed with Bengals on 5-12-12.

**2013 highlights:** Played in Games 1-7 and 12-14 in D-line rotation, with eight tackles, three passes defended and two QB pressures ... Inactive for Games 8-11 due to elbow injury suffered Oct. 20 at Detroit, and inactive due to back strain for Games 15-16 ... Placed on Reserve/Injured list on Dec. 30 prior to Wild Card Playoff ... One tackle and one QB pressure Sept. 22 vs. Green Bay ... Two tackles Oct. 20 at Detroit before leaving game due to elbow injury ... Returned to action on Dec. 1 at San Diego and logged one pass defended ... Individual season-high three tackles on Dec. 15 at Pittsburgh ... Played in all four preseason games and logged 15 tackles (led line), one sack and one PD.

**2012:** Played in eight games (Games 1-8), totaling 20 tackles with half sack and forced fumble ... Inactive for Games 9-16 and for Wild Card playoff, losing playing time to veteran linemen back from injuries ... Two tackles in NFL debut Sept. 10 at Baltimore ... Two tackles Sept. 23 at Washington ... Three tackles Oct. 7 vs. Miami ... Two tackles Oct. 21 vs. Pittsburgh, and had shared

sack and forced fumble against Ben Roethlisberger in second quarter, with Bengals recovering at Steelers' eight to set up TD on next play ... Personal season-best of seven tackles Nov. 4 vs. Denver ... Played in all four preseason games and recorded six tackles with one pass defended.

**College:** Played four years (2008-11) at Penn State, preceded by redshirt year in '07 ... Rated an elite playmaker among interior defensive linemen, he was a first-team Associated Press All-American in 2011 and also was named Big Ten Defensive Player of the Year ... After senior season, was the only defensive player among the three finalists for the 2011 Outland Trophy, which is awarded annually to the nation's top offensive or interior defensive lineman (the award went to Alabama OT Barrett Jones) ... Had 8.5 sacks and 27 tackles-for-loss during his final two seasons ... Started career slowly due to two serious injuries (ACL tear in '07 and ankle fracture in '08), but broke out with fine junior season and topped it with much better senior year ... As a senior, became first Penn State player since DE Courtney Brown in 1999 to earn Big Ten Defensive Player of the Year honors from both coaches and media, leading Big Ten's top scoring defense (16.8).

**Personal:** Born in Camden, N.J., but hometown is Wilmington, Del. ... Attended Howard High School of Technology in Wilmington, where he played on the offensive line as well as the defensive line as both a junior and senior, earning all-state honors at both positions ... Also a member of the prep basketball and track teams ... Graduated from Penn State in December 2011 with a degree in crime, law and justice ... Has a daughter, Leah Sari ... Hobbies include drawing ... First name is pronounced "DEV-un."

### DEVON STILL'S STATISTICS

			DEFENSE							INTERCEPTIONS					SCORING				
YEAR	TEAM	G-S	ST	AT	TT	SKS-YDS	PD	FF	FR-YDS	NO	YDS	AVG	LG	TD	TD	TD-IntRt	TD-FRRt	S	PTS
2012	Cincinnati	8-0	5	15	20	0.5-2.5	0	1	0-0	—	—	—	—	—	—	—	—	—	—
2013	Cincinnati	10-0	3	5	8	0-0	3	0	0-0	—	—	—	—	—	—	—	—	—	—
CAREER		18-0	8	20	28	0.5-2.5	3	1	0-0	—	—	—	—	—	—	—	—	—	—

### POSTSEASON

			DEFENSE							INTERCEPTIONS					SCORING				
YEAR	TEAM	G-S	ST	AT	TT	SKS-YDS	PD	FF	FR-YDS	NO	YDS	AVG	LG	TD	TD	TD-IntRt	TD-FRRt	S	PTS
2012	Cincinnati	0-0	DID NOT PLAY*							DID NOT PLAY*					DID NOT PLAY*				
2013	Cincinnati	0-0	DID NOT PLAY*							DID NOT PLAY*					DID NOT PLAY*				
CAREER		0-0	0	0	0	0-0	0	0	0-0	—	—	—	—	—	—	—	—	—	—

\* NOTE: Still was inactive for one postseason game with Cincinnati in 2012. He was on the Reserve/Injured list for one postseason game with Cincinnati in 2013.

### 2013 REGULAR-SEASON GAME-BY-GAME

		DEFENSE									INTERCEPTIONS				
DATE	OPPONENT	ST	AT	TT	SKS-YDS	INT-YDS	PD	FF	FR-YDS	NO	YDS	AVG	LG	TD	
9-8	at Chicago	0	0	0	0-0	0-0	1	0	0-0	—	—	—	—	—	
9-16	PITTSBURGH	0	0	0	0-0	0-0	0	0	0-0	—	—	—	—	—	
9-22	GREEN BAY	1	0	1	0-0	0-0	0	0	0-0	—	—	—	—	—	
9-29	at Cleveland	0	1	1	0-0	0-0	0	0	0-0	—	—	—	—	—	
10-6	NEW ENGLAND	0	0	0	0-0	0-0	0	0	0-0	—	—	—	—	—	
10-13	at Buffalo	1	0	1	0-0	0-0	0	0	0-0	—	—	—	—	—	
10-20	at Detroit	1	1	2	0-0	0-0	0	0	0-0	—	—	—	—	—	
10-27	N.Y. JETS				INACTIVE						INACTIVE				
10-31	at Miami				INACTIVE						INACTIVE				
11-10	at Baltimore				INACTIVE						INACTIVE				
11-17	CLEVELAND				INACTIVE						INACTIVE				
11-24	— BYE —														
12-1	at San Diego	0	0	0	0-0	0-0	1	0	0-0	—	—	—	—	—	
12-8	INDIANAPOLIS	0	0	0	0-0	0-0	1	0	0-0	—	—	—	—	—	
12-15	at Pittsburgh	0	3	3	0-0	0-0	0	0	0-0	—	—	—	—	—	
12-22	MINNESOTA				INACTIVE						INACTIVE				
12-29	BALTIMORE				INACTIVE						INACTIVE				
TOTALS		3	5	8	0-0	0-0	3	0	0-0	—	—	—	—	—	



## SVITEK, WILL

OT #76

**Height:** 6-6  
**Weight:** 305  
**College:** Stanford  
**Experience:** 9th-year player in 2014

**2013 games-starts:** 13-2 (13-2 N.E.)  
**Career games-starts:** 74-18  
**Born:** 1-8-82  
**Hometown:** Newbury Park, Calif.  
**Acquired:** FA'14

*Ninth-year pro joins Bengals as a free agent in 2014 ... Played in 13 games with two starts for New England last season, and also played in both of the Patriots' postseason games ... Has played in 74 NFL games with 18 starts in regular season and four games with two starts in postseason ... Prior to 2013, played with Kansas City (2005-07) and Atlanta (2009-12).*

**Career transactions:** Selected by Kansas City in sixth round of 2005 NFL Draft (187th overall) ... Signed with Chiefs on 7-28-05 ... Chiefs contract expired after 2007 season ... Re-signed with Chiefs as restricted free agent on 4-18-08 ... Waived by Chiefs on 8-30-08 ... Signed with Atlanta as free agent on 2-12-09 ... Signed contract extension with Falcons on 3-1-11 ... Falcons contract expired after 2012 season ... Signed with New England as unrestricted free agent on 3-17-13 ... Patriots contract expired after 2013 season ... Signed with Cincinnati as free agent on 6-11-14.

**2013:** Signed with New England as unrestricted free agent (from Atlanta) and helped Patriots to a 12-4 season and berth in AFC Championship game (lost to Denver) ... Inactive for Games 1-3 due to injury and played in last 13 regular-season games, plus both postseason contests ... Patriots were winners in his two starts at ROT as an injury replacement, averaging 30.5 points in wins Dec. 1 at Houston and Dec. 8 vs. Cleveland ... Also saw significant action at ROT in 34-31 win Nov. 24 vs. Denver.

**Previous seasons:** **2005**—Sixth-round Kansas City draft choice played in one game, Nov. 6 vs. Oakland, and was on roster as game day inactive for the other 15 contests ... Was converted to OL after playing DE in college. **2006**—Played in spring for Frankfurt Galaxy of NFL Europe, helping team to World Bowl championship and league rushing title ... Played in two games for Kansas City before being played on Reserve/Injured list with knee injury on Oct. 28. **2007**—His four starts came in the season's last four games, as an injury replacement ... First career start was Dec. 9 at Denver. **2008**—Waived by Kansas City at conclusion of preseason ... Not with an NFL team in regular season. **2009**—Signed with Atlanta as free agent and played in 13 games with two starts for 9-7 team. **2010**—Played in all 16 games for Atlanta's 13-3 NFC South championship team, and credited with a start in Divisional playoff vs. Green Bay when he took opening snap as an extra blocking TE. **2011**—Played in every game, with 10 starts at LOT, for Falcons team that earned Wild Card playoff spot with 10-6 record ... Started at LOT in playoff at N.Y. Giants ... Took over as starting LOT as an injury replacement on Oct. 23 at Detroit and did not relinquish the spot, credited in coaches' statistics with allowing only 1.5 sacks on 376 pass plays as a starter ... Aided QB Matt Ryan's performance of 29 TD passes with just 12 INTs. **2012**—Spent entire season on Atlanta's Reserve/Injured list, due to arm injury.

**Tough road to U.S.:** Svitek was born in 1982 in Prague, Czechoslovakia, then a Communist nation, and when he was two, his parents left the country in secret with him and his three brothers. Telling any questioners that they were on a "day hike," the family walked 14 hours through mountainous country before reaching Austria. They then spent eight months in a refugee camp until being legalized to come to the United States. "My parents were hard-working immigrants who came here to achieve the American Dream and help

their sons reach their full potential," Svitek says. "I think they instilled it in me to do everything well."

**College:** Played 38 games at Stanford, primarily at DE ... Had 60 tackles, two sacks, one forced fumble and one INT ... Also saw brief action at TE.

**Personal:** Hometown is Newbury Park, Calif., 44 miles east of Los Angeles ... Attended Newbury Park High School, where he played DE and TE and earned honorable mention All-America honors as a senior from USA Today ... Also as a prep senior, named Ventura County High School Athlete of the Year ... Won two Junior Olympics decathlon national championships as a high school athlete ... Traveled to Middle East in 2009 as part of NFL group visiting U.S. military ... Has participated in NFL Business Management and Entrepreneurial Programs at Harvard Business School, Wharton School of Business (at University of Pennsylvania), Kellogg School of Management (Northwestern) and Stanford Business School ... Last name is pronounced "SVEE-tek."

**NOTE ABOUT NFL EXPERIENCE:** Svitek did not earn an accrued year of experience toward NFL free agency in 2008 because he was not on a 53-player roster, a Reserve/Injured list or a Reserve/Physically Unable to Perform list for the required minimum of six games that season.

### WILL SVITEK'S STATISTICS

#### GAMES-STARTS


YEAR	TEAM	GAMES	STARTS
2005	Kansas City .....	1	0
2006	Kansas City .....	2	0
2007	Kansas City .....	13	4
2008	— .....	*DID NOT PLAY	
2009	Atlanta .....	13	2
2010	Atlanta .....	16	0
2011	Atlanta .....	16	10
2012	Atlanta .....	*DID NOT PLAY	
2013	New England .....	13	2
K.C. TOTALS		16	4
ATL. TOTALS		45	12
N.E. TOTALS		13	2
CAREER		74	18

#### POSTSEASON

#### GAMES-STARTS

YEAR	TEAM	GAMES	STARTS
2006	Kansas City .....	*DID NOT PLAY	
2010	Atlanta .....	1	1
2011	Atlanta .....	1	1
2012	Atlanta .....	*DID NOT PLAY	
2013	New England .....	2	0
ATL. TOTALS		2	2
N.E. TOTALS		2	0
CAREER		4	2

\* NOTE: Svitek was on the Reserve/Injured list for one postseason game with Kansas City in 2006. He was not with an NFL team in 2008. He was on the Reserve/Injured list for 16 regular-season games and two postseason games with Atlanta in 2012.



## TATE, BRANDON

WR #19

**Height:** 6-1  
**Weight:** 195  
**College:** North Carolina  
**Experience:** 6th-year player in 2014

**2013 games-starts:** 16-0  
**Career games-starts:** 66-14  
**Born:** 10-5-87  
**Hometown:** Burlington, N.C.  
**Acquired:** W(N.E.)'11

*A sixth-year NFL player for 2014, Tate has contributed in various roles for the Bengals, primarily as a kickoff and punt returner ... A key waiver pickup from New England just before start of 2011 regular season, Tate ranks first in Bengals history in career kickoff return average (24.83) and second in career punt return average (9.87) ... Ranked sixth in 2013 in AFC in kickoff returns (26.1) and in punt returns (9.3) ... His '13 kickoff return average ranks second in Bengals history, behind 27.1 by Tremain Mack in 1999 ... His 29-yard punt return in OT at Buffalo put offense in range for game-winning FG ... In '11, set franchise record for combined kickoff and punt returns in a season (93), as well as for total punt return yards (543) and most punt returns (51) ... Earned an AFC Special Teams Player of the Week in '11 ... Returned two kickoffs for TDs for Patriots in '10.*

**Career transactions:** Selected by New England in third round of 2009 NFL Draft (83rd overall) ... Signed with Patriots on 7-23-09 ... Waived by Patriots on 9-3-11 ... Acquired on waivers by Cincinnati on 9-4-11 ... Re-signed with Bengals as unrestricted free agent on 3-25-13 ... Re-signed with Bengals on 3-11-14.

**2013 highlights:** Played in every game ... Saw brief action on offense and had one catch for six yards ... Averaged 26.1 yards on 35 kickoff returns and 9.3 yards on 36 punt returns ... In overtime on Oct. 13 at Buffalo, set up offense at Bills 33 with a 29-yard punt return, and three plays later, Mike Nugent kicked game-winning 43-yard FG ... On Oct. 27 vs. N.Y. Jets, his 71-yard kickoff return to Jets 29 set up a TD for 28-6 halftime lead ... On Dec. 8 vs. Indianapolis, his 18.3 average on four punt returns included a team season-long 43-yarder ... On Dec. 22 vs. Minnesota, averaged 13.5 yards on two punt returns ... Averaged 25.6 yards on five kickoff returns in Wild Card playoff on 1-5-14 vs. San Diego.

**Previous seasons:** **2009**—Limited by injuries to two games for New England ... Played his first game Oct. 25 against Tampa Bay ... Tampa Bay game was in England at London's Wembley Stadium, and he had an 11-yard rush plus two KOR for 22.0 average ... Placed on Reserve/Injured list Nov. 14. **2010**—Led New England with 18.0-yard reception average, catching 24 for 432 yards and three TDs ... Third in AFC and sixth in NFL in kickoff returns, with

25.8-yard average on 41 attempts ... Returned second-half kickoff 97 yards for TD Sept. 12 vs. Bengals ... Returned second-half kickoff 103 yards for TD Oct. 4 at Miami, second-longest KOR in Patriots history ... Was first Patriot since 2002 to return two kickoffs for TDs in a season ... Had three catches for 103 yards on Oct. 31 vs. Minnesota, including 65-yard TD that was Patriots' longest scrimmage play of season ... Two TD receptions in regular-season finale 1-2-11 vs. Miami, for 40 and 42 yards ... Started Divisional playoff game 1-16-11 vs. N.Y. Jets (no catches), logging 21.6-yard average on five KORs. **2011**—Played in all 16 Bengals games, plus Wild Card playoff ... Saw action primarily on special teams, averaging 10.6 yards on 51 punt returns (eighth in AFC), with one TD, and 23.8 yards (seventh in AFC) on 42 kickoff returns ... His 51 punt returns broke Bengals season record of 43, set in 1993 by Patrick Robinson ... Named AFC Special teams Player of the Week for performance Oct. 30 at Seattle, when his 186 total return yards included 56-yard punt return for TD ... Averaged 35.5 yards on two punt returns Dec. 18 at St. Louis, including 56-yarder in third quarter that set up a Cincinnati TD for a 13-6 lead. **2012**—Played in every Bengals game, logging 13 catches for 211 yards and one TD ... Also played in Wild Card playoff ... His 16.2-yard per-catch average led the team ... Averaged 8.9 yards on 21 punt returns and 24.8 yards on 32 kickoff returns ... Three-for-71 receiving in win Sept. 16 vs. Cleveland, including a 44-yard TD in third quarter ... On Oct. 14 at Cleveland, had 32-yard punt return that set up a TD ... In playoff-clinching win on Dec. 23 at Pittsburgh, had a 23-yard gain to the Pittsburgh 24-yard line on a shovel pass in the second quarter, setting up a Cincinnati FG.

**College:** Left North Carolina with NCAA record for combined career punt and kickoff return yards (3523), despite missing final seven games of 2008 senior season ... Set Atlantic Coast Conference records for both career kickoff returns (109) and career kickoff return yards (2688) ... In 2006 vs. Duke, became ninth player in NCAA history to return a kickoff and a punt for TDs in same game.

**Personal:** Hometown is Burlington, N.C. ... Attended Cummings High School, where he was a three-year starter in both football and basketball ... Helped lead prep basketball team to a state title as a junior, playing guard ... Communications major at North Carolina.

### BRANDON TATE'S STATISTICS

			RECEIVING					RUSHING					SCORING						
YEAR	TEAM	G-S	NO	YDS	AVG	LG	TD	ATT	YDS	AVG	LG	TD	TD	TD-R	TD-P	TD-Rt	2-PtC	PTS	
2009	New England	2-1	0	0	—	—	0	1	11	11.0	11	0	0	0	0	0	0	0	
2010	New England	16-10	24	432	18.0	65t	3	5	62	12.4	22	0	5	0	3	*2	0	30	
2011	Cincinnati	16-0	0	0	—	—	0	0	0	—	—	0	1	0	0	*1	0	6	
2012	Cincinnati	16-3	13	211	16.2	44t	1	1	0	0.0	0	0	1	0	1	0	0	6	
2013	Cincinnati	16-0	1	6	6.0	6	0	0	0	—	—	0	0	0	0	0	0	0	
N.E. TOTALS		18-11	24	432	18.0	65t	3	6	73	12.2	22	0	5	0	3	2	0	30	
CIN. TOTALS		48-3	14	217	15.5	44t	1	1	0	0.0	0	0	2	0	1	1	0	12	
CAREER		66-14	38	649	17.1	65t	4	7	73	10.4	22	0	7	0	4	3	0	42	

			SPECIAL TEAMS							KICKOFF RETURNS						PUNT RETURNS					
YEAR	TEAM	ST	AT	TT	FF	FR-YDS	BP	BFG	BXP	NO	YDS	AVG	FC	LG	TD	NO	YDS	AVG	FC	LG	TD
2009	New England	—	—	—	—	—	—	—	—	4	106	26.5	0	34	0	0	0	—	0	—	0
2010	New England	—	—	—	—	—	—	—	—	41	1057	25.8	0	103t	2	1	4	4.0	0	4	0
2011	Cincinnati	—	—	—	—	—	—	—	—	42	998	23.8	0	45	0	51	543	10.6	17	56t	1
2012	Cincinnati	—	—	—	—	—	—	—	—	32	795	24.8	0	45	0	21	187	8.9	11	32	0
2013	Cincinnati	—	—	—	—	—	—	—	—	35	914	26.1	0	71	0	36	336	9.3	16	43	0
N.E. TOTALS		—	—	—	—	—	—	—	—	45	1163	25.8	0	103t	2	1	4	4.0	0	4	0
CIN. TOTALS		—	—	—	—	—	—	—	—	109	2707	24.8	0	71	0	108	1066	9.9	44	56t	1
CAREER		—	—	—	—	—	—	—	—	154	3870	25.1	0	103t	2	109	1070	9.8	44	56t	1

**RECEIVING SINGLE-GAME HIGHS:** RECEPTIONS—4 (two times; most recently for New England on 10-4-10 at Miami). YARDS—101 (for New England; 10-31-10 vs. Minnesota). LONG—65t (for New England; 10-31-10 vs. Minnesota). TOUCHDOWNS—1 (four times; most recently for Cincinnati on 9-16-12 vs. Cleveland).

**RUSHING SINGLE-GAME HIGHS:** ATTEMPTS—1 (six times; most recently for Cincinnati on 12-13-12 at Philadelphia). YARDS—22 (for New England; 10-17-10 vs. Baltimore). LONG—22 (for New England; 10-17-10 vs. Baltimore). TOUCHDOWNS—(none).

**KICKOFF RETURN SINGLE-GAME HIGHS:** RETURNS—6 (for New England; 9-26-10 vs. Buffalo). YARDS—184 (for New England; 9-12-10 vs. Cincinnati). LONG—103t (for New England; 10-4-10 at Miami). TOUCHDOWNS—1 (two times; most recently for New England on 10-4-10 at Miami).

**PUNT RETURN SINGLE-GAME HIGHS:** RETURNS—7 (for Cincinnati; 10-2-11 vs. Buffalo). YARDS—73 (two times; most recently for Cincinnati on 12-8-13 vs. Indianapolis). LONG—56 (two times; most recently for Cincinnati on 12-18-11 at St. Louis ... [NOTE: Tate's first 56-yarder — on 10-30-11 at Seattle — went for a TD while his most recent one did not]). TOUCHDOWNS—1 (for Cincinnati; 10-30-11 at Seattle).




POSTSEASON																					
			RECEIVING					RUSHING					SCORING								
YEAR	TEAM	G-S	NO	YDS	AVG	LG	TD	ATT	YDS	AVG	LG	TD	TD	TD-R	TD-P	TD-Rt	2-PtC	PTS			
2009	New England	0-0	DID NOT PLAY**					DID NOT PLAY**					DID NOT PLAY**								
2010	New England	1-1	0	0	—	—	0	1	11	11.0	11	0	—	—	—	—	—	—			
2011	Cincinnati	1-0	0	0	—	—	0	0	0	—	—	0	—	—	—	—	—	—			
2012	Cincinnati	1-0	0	0	—	—	0	0	0	—	—	0	—	—	—	—	—	—			
2013	Cincinnati	1-0	0	0	—	—	0	0	0	—	—	0	—	—	—	—	—	—			
N.E. TOTALS		1-1	0	0	—	—	0	1	11	11.0	11	0	—	—	—	—	—	—			
CIN. TOTALS		3-0	0	0	—	—	0	0	0	—	—	0	—	—	—	—	—	—			
CAREER		4-1	0	0	—	—	0	1	11	11.0	11	0	—	—	—	—	—	—			
			SPECIAL TEAMS							KICKOFF RETURNS					PUNT RETURNS						
YEAR	TEAM	ST	AT	TT	FF	FR-YDS	BP	BFG	BXP	NO	YDS	AVG	FC	LG	TD	NO	YDS	AVG	FC	LG	TD
2010	New England	—	—	—	—	—	—	—	—	5	108	21.6	0	33	0	0	0	—	0	—	0
2011	Cincinnati	—	—	—	—	—	—	—	—	1	22	22.0	0	22	0	3	20	6.7	1	8	0
2012	Cincinnati	—	—	—	—	—	—	—	—	1	43	43.0	0	43	0	2	12	6.0	0	12	0
2013	Cincinnati	—	—	—	—	—	—	—	—	5	128	25.6	0	33	0	3	6	2.0	3	12	0
N.E. TOTALS		—	—	—	—	—	—	—	—	5	108	21.6	0	33	0	0	0	—	0	—	0
CIN. TOTALS		—	—	—	—	—	—	—	—	7	193	27.6	0	43	0	8	38	4.8	4	12	0
CAREER		—	—	—	—	—	—	—	—	12	301	25.1	0	43	0	8	38	4.8	4	12	0

\* NOTE: Tate scored two TDs on kickoff returns with New England in 2010. In 2011, scored a TD on punt return with Cincinnati.

\*\* NOTE: Tate was on the Reserve/Injured list for one postseason game with New England in 2009.

2013 REGULAR-SEASON GAME-BY-GAME																						
		RECEIVING						RUSHING														
DATE	OPPONENT	NO	YDS	AVG	LG	TD		ATT	YDS	AVG	LG	TD										
9-8	at Chicago	0	0	—	—	0		—	—	—	—	—										
9-16	PITTSBURGH	0	0	—	—	0		—	—	—	—	—										
9-22	GREEN BAY	0	0	—	—	0		—	—	—	—	—										
9-29	at Cleveland	0	0	—	—	0		—	—	—	—	—										
10-6	NEW ENGLAND	0	0	—	—	0		—	—	—	—	—										
10-13	at Buffalo	1	6	6.0	6	0		—	—	—	—	—										
10-20	at Detroit	0	0	—	—	0		—	—	—	—	—										
10-27	N.Y. JETS	0	0	—	—	0		—	—	—	—	—										
10-31	at Miami	0	0	—	—	0		—	—	—	—	—										
11-10	at Baltimore	0	0	—	—	0		—	—	—	—	—										
11-17	CLEVELAND	0	0	—	—	0		—	—	—	—	—										
11-24	— BYE —																					
12-1	at San Diego	0	0	—	—	0		—	—	—	—	—										
12-8	INDIANAPOLIS	0	0	—	—	0		—	—	—	—	—										
12-15	at Pittsburgh	0	0	—	—	0		—	—	—	—	—										
12-22	MINNESOTA	0	0	—	—	0		—	—	—	—	—										
12-29	BALTIMORE	0	0	—	—	0		—	—	—	—	—										
TOTALS		1	6	6.0	6	0		—	—	—	—	—										
		SPECIAL TEAMS								KICKOFF RETURNS						PUNT RETURNS						
DATE	OPPONENT	ST	AT	TT	FF	FR-YDS	BP	BFG	BXP	NO	YDS	AVG	FC	LG	TD	NO	YDS	AVG	FC	LG	TD	
9-8	at Chicago	—	—	—	—	—	—	—	—	0	0	—	0	—	0		0	0	—	1	—	0
9-16	PITTSBURGH	—	—	—	—	—	—	—	—	1	17	17.0	0	17	0		4	21	5.3	2	14	0
9-22	GREEN BAY	—	—	—	—	—	—	—	—	4	111	27.8	0	32	0		0	0	—	1	—	0
9-29	at Cleveland	—	—	—	—	—	—	—	—	3	60	20.0	0	22	0		2	15	7.5	2	10	0
10-6	NEW ENGLAND	—	—	—	—	—	—	—	—	1	29	29.0	0	29	0		1	7	7.0	1	7	0
10-13	at Buffalo	—	—	—	—	—	—	—	—	4	103	25.8	0	28	0		1	29	29.0	1	29	0
10-20	at Detroit	—	—	—	—	—	—	—	—	0	0	—	0	—	0		0	0	—	1	—	0
10-27	N.Y. JETS	—	—	—	—	—	—	—	—	4	133	33.3	0	71	0		3	19	6.3	1	13	0
10-31	at Miami	—	—	—	—	—	—	—	—	2	45	22.5	0	23	0		6	49	8.2	0	15	0
11-10	at Baltimore	—	—	—	—	—	—	—	—	2	50	25.0	0	26	0		5	47	9.4	1	12	0
11-17	CLEVELAND	—	—	—	—	—	—	—	—	0	0	—	0	—	0		2	12	6.0	1	8	0
11-24	— BYE —																					
12-1	at San Diego	—	—	—	—	—	—	—	—	3	67	22.3	0	26	0		1	2	2.0	1	2	0
12-8	INDIANAPOLIS	—	—	—	—	—	—	—	—	3	86	28.7	0	44	0		4	73	18.3	0	43	0
12-15	at Pittsburgh	—	—	—	—	—	—	—	—	4	131	32.8	0	52	0		0	0	—	1	—	0
12-22	MINNESOTA	—	—	—	—	—	—	—	—	1	3	3.0	0	3	0		2	27	13.5	2	21	0
12-29	BALTIMORE	—	—	—	—	—	—	—	—	3	79	26.3	0	28	0		5	35	7.0	0	14	0
TOTALS		—	—	—	—	—	—	—	—	35	914	26.1	0	71	0		36	336	9.3	16	43	0



## THOMPSON, BRANDON

**DT #98****Height:** 6-2**Weight:** 315**College:** Clemson**Experience:** 3rd-year player in 2014**2013 games-starts:** 16-7**Career games-starts:** 19-7**Born:** 10-19-89**Hometown:** Thomasville, Ga.**Acquired:** D3b'12

*A third year NFL and Bengals player for 2014, Thompson took over starting DT job in '13 for last seven games and Wild Card playoff, replacing injured All-Pro Geno Atkins ... Had played in regular line rotation in Games 1-9 before taking over starting job ... Contributed to team's NFL rank of third on defense (305.5 yards allowed per game), with ranks of No. 2 for third-down conversion percentage (32.9) and fewest yards allowed per play (4.7).*

**Career transactions:** Selected by Cincinnati in third round of 2012 NFL Draft (93rd overall) ... Signed with Bengals on 7-25-12.

**2013 highlights:** Had 48 tackles, with 1.5 sacks ... Two tackles, with a seven-yard shared sack of Thad Lewis, on Oct. 13 at Buffalo. ... Six tackles Oct. 27 vs. N.Y. Jets, with first career solo sack, nine-yarder against Geno Smith ... Led line in tackles (seven) on Oct. 31 at Miami ... Tied for line lead in tackles (seven) on Nov. 10 at Baltimore ... Three tackles on Dec. 1 at San Diego ... Tied for line lead with six tackles on Dec. 15 at Pittsburgh ... Led the line and finished second on the team with eight tackles in Wild Card Playoff on 1-5-14 vs. San Diego.

**2012:** Played in three games as a rookie (Games 1-2 and 4), and recorded two tackles ... Inactive for Games 3 and 5-16 ... One tackle Sept. 10 at Baltimore and Sept. 16 vs. Cleveland ... Played all four preseason games and had five tackles.

**College:** Played four seasons (2008-11) at Clemson ... Was a durable performer, seeing action in 53 games, and 37 of his 38 starts came in his last three seasons ... Finished with 208 total tackles, including 4.5 sacks and 22.5 tackles-for-loss ... Had two forced fumbles and three fumble recoveries ... Was a team captain for 10-4 club as a senior and was named honorable mention All-America by Pro Football Weekly ... Had one of the dominant weightlifting performances at 2012 NFL Combine, with 35 bench presses (225 pounds).

**Personal:** Hometown is Thomasville, Ga. ... Attended Thomasville (Ga.) High School, where he was a four-year starter as a two-way lineman ... Earned all-state honors as both a junior and a senior ... As a senior at Thomasville, he was named the state's Defensive Player of the Year by the Atlanta Journal-Constitution newspaper ... Management major at Clemson.

### BRANDON THOMPSON'S STATISTICS

YEAR	TEAM	G-S	DEFENSE							INTERCEPTIONS					SCORING				
			ST	AT	TT	SKS-YDS	PD	FF	FR-YDS	NO	YDS	AVG	LG	TD	TD	TD-IntRt	TD-FRRt	S	PTS
2012	Cincinnati	3-0	1	1	2	0-0	0	0	0-0	—	—	—	—	—	—	—	—	—	—
2013	Cincinnati	16-7	20	28	48	1.5-12.5	0	0	0-0	—	—	—	—	—	—	—	—	—	—
CAREER		19-7	21	29	50	1.5-12.5	0	0	0-0	—	—	—	—	—	—	—	—	—	—

### POSTSEASON

YEAR	TEAM	G-S	DEFENSE							INTERCEPTIONS					SCORING				
			ST	AT	TT	SKS-YDS	PD	FF	FR-YDS	NO	YDS	AVG	LG	TD	TD	TD-IntRt	TD-FRRt	S	PTS
2012	Cincinnati	0-0	DID NOT PLAY*							DID NOT PLAY*					DID NOT PLAY*				
2013	Cincinnati	1-1	5	3	8	0-0	0	0	0-0	—	—	—	—	—	—	—	—	—	—
CAREER		1-1	5	3	8	0-0	0	0	0-0	—	—	—	—	—	—	—	—	—	—

\* NOTE: Thompson was inactive for one postseason game with Cincinnati in 2012.

### 2013 REGULAR-SEASON GAME-BY-GAME

		DEFENSE								INTERCEPTIONS				
DATE	OPPONENT	ST	AT	TT	SKS-YDS	INT-YDS	PD	FF	FR-YDS	NO	YDS	AVG	LG	TD
9-8	at Chicago	1	0	1	0-0	0-0	0	0	0-0	—	—	—	—	—
9-16	PITTSBURGH	0	2	2	0-0	0-0	0	0	0-0	—	—	—	—	—
9-22	GREEN BAY	0	3	3	0-0	0-0	0	0	0-0	—	—	—	—	—
9-29	at Cleveland	3	0	3	0-0	0-0	0	0	0-0	—	—	—	—	—
10-6	NEW ENGLAND	0	0	0	0-0	0-0	0	0	0-0	—	—	—	—	—
10-13	at Buffalo	1	1	2	0.5-3.5	0-0	0	0	0-0	—	—	—	—	—
10-20	at Detroit	2	0	2	0-0	0-0	0	0	0-0	—	—	—	—	—
10-27	N.Y. JETS	3	3	6	1-9	0-0	0	0	0-0	—	—	—	—	—
10-31	at Miami	3	4	7	0-0	0-0	0	0	0-0	—	—	—	—	—
11-10	at Baltimore	4	3	7	0-0	0-0	0	0	0-0	—	—	—	—	—
11-17	CLEVELAND	0	1	1	0-0	0-0	0	0	0-0	—	—	—	—	—
11-24	— BYE —													
12-1	at San Diego	0	3	3	0-0	0-0	0	0	0-0	—	—	—	—	—
12-8	INDIANAPOLIS	1	0	1	0-0	0-0	0	0	0-0	—	—	—	—	—
12-15	at Pittsburgh	2	4	6	0-0	0-0	0	0	0-0	—	—	—	—	—
12-22	MINNESOTA	0	3	3	0-0	0-0	0	0	0-0	—	—	—	—	—
12-29	BALTIMORE	0	1	1	0-0	0-0	0	0	0-0	—	—	—	—	—
TOTALS		20	28	48	1.5-12.5	0-0	0	0	0-0	—	—	—	—	—



## WESTBROOKS, LAVELLE

CB #22

Height: 6-0

Weight: 186

College: Georgia Southern

Experience: Rookie in 2014

2013 games-starts: 0-0

Career games-starts: 0-0

Born: 1-12-92

Hometown: Riverdale, Ga.

Acquired: D7b'14

*Westbrooks was a four-season starter and team leader for a program whose 38-16 record included seven FCS playoff wins ... Key cog in program's transition process to FBS play, which begins in 2014 ... Good-sized corner with potential to defend the run and handle big receivers at the pro level ... Capped his career by playing in 2014 Senior Bowl.*

Career transactions: Selected by Cincinnati in seventh round of 2014 NFL Draft (252nd overall) ... Signed with Bengals on 5-22-14.

Coach Marvin Lewis says: "Studying Lavelle, we saw great ability around the receiver. He's been very, very instinctive. He has a chance to compete for one of our cornerback spots and continue to give us some youth and depth there."

College highlights: Played four seasons (2010-13) at Georgia Southern, seeing action in 49 games, with 41 starts ... Totaled 167 tackles, two sacks, seven INTs, 20 additional passes defensed and one fumble recovery.

**2013**—Played in 10 games for 7-4 club, with 32 tackles, two INTs and one sack ... Earned second-team All-Southern Conference honors from media and coaches. **2012**—Played 13 games for 10-4 team that won two FCS playoff games ... Ranked third on team in postseason tackles (15) ... In regular season, had a 72-yard INT for a TD vs. Samford. **2011**—Played 13 games with 12 starts for 11-3 team that logged two FCS playoff wins ... His 60 tackles included a season-high eight at Alabama. **2010**—Freshman played 13 games, with seven starts, for 10-5 club that won three FCS playoff games ... Had two INTs, including one in playoffs against South Carolina State.

High school: Attended Riverdale (Ga.) High School, where he earned first-team All-Region honors as a junior and second-team all-region honors as a senior... Team captain as a senior... Led Raiders in INTs as a junior ... Also lettered in track, with top events being triple jump and long jump.

Personal: Hometown is Riverdale, Ga. ... First name is pronounced "luh-VELL."



## WHALEN, RYAN

WR #88

Height: 6-1

Weight: 200

College: Stanford

Experience: 4th-year player in 2014

2013 games-starts: 4-0

Career games-starts: 17-0

Born: 7-26-89

Hometown: Alamo, Calif.

Acquired: D6'11

*A fourth-year NFL and Bengals player for 2014, Whalen played in four games on special teams in '13 ... Sixth-round choice in 2011 draft saw more action in '12, joining WR rotation in second half of season ... Played in four games and Wild Card playoff as a rookie ... A top target in college for Stanford's Andrew Luck, taken first overall in 2012 NFL Draft by Indianapolis.*

**Career transactions:** Selected by Cincinnati in sixth round of 2011 NFL Draft (167th overall) ... Signed with Bengals on 7-28-11.

**2013 highlights:** Played in four games (Games 2, 4 and 9-10) on special teams ... Inactive (coaches' decision) for the other 12 games ... One special teams tackle on Sept. 16 vs. Pittsburgh ... Played in all four preseason games and caught 5-for-56.

**Previous seasons: 2011**—Played in four games (Games 3 and 14-16), logging four catches for 27 yards ... Inactive for Games 1-2 and 4-13 ... Made Bengals debut Sept. 25 vs. San Francisco (no statistics) ... Had one catch, his first as a pro, Dec. 18 at St. Louis — a seven-yarder to convert a third-and-five situation on a FG drive ... Three catches for 20 yards Dec. 24 vs. Arizona ... Caught two-for-24 in Wild Card playoff on 1-7-12 at Houston ... Played in two

preseason games, logging five catches for 36 yards. **2012**—Played in nine games (Games 7 and 9-16), plus Wild Card playoff ... Had seven receptions for 53 yards ... Inactive for Games 1-6 and 8 ... Made 2012 debut Oct. 21 vs. Pittsburgh and led team in receptions (four) and receiving yards (31) ... Had a six-yard catch that converted a third down on Dec. 23 at Pittsburgh.

**College:** Played four seasons (2007-10) at Stanford ... Played 48 games with 27 starts ... Was team's leading receiver as sophomore and as junior, and finished second as senior when he missed two games and was limited in several others due to injury ... Was team captain and honorable mention All-Pac 10 selection as senior while helping lead Stanford to 12-1 record and No. 4 national ranking.

**Personal:** Hometown is Alamo, Calif. ... Majored at Stanford in science, technology and society ... Attended Monte Vista High in Danville, Calif., where he earned all-state honors as a senior, catching 80 passes and scoring 14 TDs ... Also earned all-state honors in basketball ... As a college junior, earned second-team Academic All-America honors from ESPN The Magazine ... Married (wife Shelley) ... Earned bachelor's degree from Stanford in 2011 ... Hobbies include hunting, reading, outdoor activities and bible study.

### RYAN WHALEN'S STATISTICS

YEAR	TEAM	G-S	RECEIVING					RUSHING					SCORING					
			NO	YDS	AVG	LG	TD	ATT	YDS	AVG	LG	TD	TD	TD-R	TD-P	TD-Rt	2-PtC	PTS
2011	Cincinnati	4-0	4	27	6.8	13	0	—	—	—	—	—	—	—	—	—	—	—
2012	Cincinnati	9-0	7	53	7.6	10	0	—	—	—	—	—	—	—	—	—	—	—
2013	Cincinnati	4-0	0	0	—	—	0	—	—	—	—	—	—	—	—	—	—	—
CAREER		17-0	11	80	7.3	13	0	—	—	—	—	—	—	—	—	—	—	—

		SPECIAL TEAMS								KICKOFF RETURNS						PUNT RETURNS					
YEAR	TEAM	ST	AT	TT	FF	FR-YDS	BP	BFG	BXP	NO	YDS	AVG	FC	LG	TD	NO	YDS	AVG	FC	LG	TD
2012	Cincinnati	3	0	3	0	0-0	0	0	0	—	—	—	—	—	—	—	—	—	—	—	—
2013	Cincinnati	1	0	1	0	0-0	0	0	0	—	—	—	—	—	—	—	—	—	—	—	—
CAREER		4	0	4	0	0-0	0	0	0	—	—	—	—	—	—	—	—	—	—	—	—


RECEIVING SINGLE-GAME HIGHS: RECEPTIONS—4 (10-21-12 vs. Pittsburgh). YARDS—31 (10-21-12 vs. Pittsburgh). LONG—13 (12-24-11 vs. Arizona). TOUCHDOWNS—(none).

### POSTSEASON

YEAR	TEAM	G-S	RECEIVING					RUSHING					SCORING					
			NO	YDS	AVG	LG	TD	ATT	YDS	AVG	LG	TD	TD	TD-R	TD-P	TD-Rt	2-PtC	PTS
2011	Cincinnati	1-1	2	24	12.0	20	0	—	—	—	—	—	—	—	—	—	—	—
2012	Cincinnati	1-0	0	0	—	—	0	—	—	—	—	—	—	—	—	—	—	—
2013	Cincinnati	0-0	DID NOT PLAY*					DID NOT PLAY*					DID NOT PLAY*					
CAREER		2-1	2	24	12.0	20	0	—	—	—	—	—	—	—	—	—	—	—

		SPECIAL TEAMS								KICKOFF RETURNS						PUNT RETURNS					
YEAR	TEAM	ST	AT	TT	FF	FR-YDS	BP	BFG	BXP	NO	YDS	AVG	FC	LG	TD	NO	YDS	AVG	FC	LG	TD
2012	Cincinnati	2	0	2	0	0-0	0	0	0	—	—	—	—	—	—	—	—	—	—	—	—
CAREER		2	0	2	0	0-0	0	0	0	—	—	—	—	—	—	—	—	—	—	—	—

\* NOTE: Whalen was inactive for one postseason game with Cincinnati in 2013.



## WHITLOCK, NIKITA

FB #35

Height: 5-10  
Weight: 248  
College: Wake Forest  
Experience: Rookie in 2014

2013 games-starts: 0-0  
Career games-starts: 0-0  
Born: 5-16-91  
Hometown: Wylie, Texas  
Acquired: CFA'14

*College free agent signee will convert to fullback for Bengals after outstanding career as a defensive tackle for Wake Forest ... One of just seven Wake Forest players to earn first or second-team All-ACC honors three times, capped by a first-team selection as a senior ... Named second-team All-ACC as a sophomore and junior ... Recorded 18.5 sacks and 49 tackles-for-loss over four-year career ... Carries great special teams potential as a strong tackler and blocked two kicks as a senior ... Participated in fullback drills at Wake Forest's Pro Day.*

Career transactions: Signed with Cincinnati as college free agent on 5-12-14.


More college highlights: Played in 47 games with 45 starts over four seasons at Wake Forest (2010-13), with a redshirt year in 2009. **2013**—First-team All-ACC selection had breakout senior season logging 82 tackles, including 19 for-loss, nine sacks, two forced fumbles and two blocked kicks ... Logged two sacks in two different games, Sept. 6 at Boston College and October

19 vs. Maryland. **2012**—Played 10 games with eight starts and logged 51 tackles, including 5.5 for-loss and three sacks ... Missed two games with ankle injury. **2011**—Played and started in all 13 games, logging 64 tackles, including 14 for-loss, 3.5 sacks and a forced fumble ... Named a sophomore All-American by College Football News ... His 14 TFLs ranked fifth in ACC. **2010**—Started all 12 games as a redshirt freshman, the only Wake Forest freshman to start all 12 games ... Logged 44 tackles, including 10.5 for a loss, with three sacks and two forced fumbles ... Named second-team Freshman All-American by College Football News and Rivals.com. **2009**—Redshirted.

High School: Attended Wylie (Texas) High School, where he was named Texas Class 5A Defensive Player of the Year by the Associated Press as a senior ... Named All-Area Defensive Player of the Year by Dallas Morning News ... Helped lead Wylie to Class 5A Division II state final.

Personal: Hometown is Wylie, Texas ... Majored in health and exercise science at Wake Forest ... First name is pronounced "nih-KEE-tah."





## WHITWORTH, ANDREW

OT/G #77

**Height:** 6-7  
**Weight:** 330  
**College:** Louisiana State  
**Experience:** 9th-year player in 2014

**2013 games-starts:** 14-14  
**Career games-starts:** 120-116  
**Born:** 12-12-81  
**Hometown:** West Monroe, La.  
**Acquired:** D2'06

*A ninth-year Bengals and NFL player for 2014, Whitworth has been a key performer since his rookie season ... Was a Pro Bowl selection at LOT in 2012 campaign, and in '13 drive to division title, he showed his worth more clearly than ever ... Opened '13 in LOT spot, but excelled late at LG, after injury to G Clint Boling dictated a line shuffle ... Contributed to Bengals NFL rankings of tied for sixth in scoring and 10th in net offense ... Supported rushing totals of 164 and 155 yards in his first two games at G ... Helped the line allow only one sack over Games 11-14, tying team record for fewest sacks allowed in four-game span ... Is also among the team's strongest locker room leaders ... His 116 regular-season Bengals starts, most on the current roster, include 87 at OT and 29 at G.*

**Career transactions:** Selected by Cincinnati in second round of 2006 NFL Draft (55th overall) ... Signed with Bengals on 7-29-06 ... Signed contract extension with Bengals on 7-27-08 ... Signed contract extension with Bengals on 8-31-11.

**Pro Bowl participation:** Has played in one Pro Bowl, in 2012 season.

**2013 general:** Started 14 games (Games 2-8 and 10-16) ... Started at LOT for Games 2-8 and 10-12 ... Switched to LG early in Game 12 and started at LG in Games 13-16 and in Wild Card playoff ... Missed all four preseason games and the season opener due to rehab from offseason knee surgery ... Missed Game 9 due to knee strain.

**2013 game highlights:** On Sept. 16 vs. Pittsburgh, aided pass protection that allowed no sacks while offense netted 407 yards ... Aided blocking effort on Oct. 13 at Buffalo in which Bengals tallied a season-high in total net yards (483), including season-highs in both rushing (165) and passing (318) yards ... Also at Buffalo, had key downfield blocks on a 42-yard receiving gain by Marvin Jones and a 54-yard gain by A.J. Green ... On Oct. 20 at Detroit, helped lead protection that allowed only one sack as Dalton posted 135.9 passer rating ... On Oct. 27 vs. N.Y. Jets, contributed to pass protection allowing only one sack for two yards as Andy Dalton threw career-best five TD passes ... Started at LOT on Dec. 1 at San Diego, but moved to LG in the first quarter, replacing injured Clint Boling ... Contributed at San Diego to blocking effort that allowed no sacks of QB Andy Dalton, and rushing attack that gained 164 yards (second-highest rushing output of season) ... On Dec. 8 vs. Indianapolis, helped keep Dalton sack-free for third straight game and supported 155-yard rushing effort, and Dalton was named AFC Offensive Player of Week with 120.5 passer rating ... On Dec. 22 vs. Minnesota, helped offense to 429 yards as Dalton posted career-high 136.5 passer rating ... Aided 439-yard offensive output in Wild Card playoff on 1-5-14 vs. San Diego.

**He scores:** Whitworth had his only career reception on 12-12-10 at Pittsburgh — a one-yard TD after lining up as an eligible receiver. His score gave Cincinnati a 7-0 first-quarter lead. He became the first Bengals offensive lineman to score a TD since OT Melvin Tuten vs. Jacksonville in 1995 (also a reception).

**More from previous seasons:** **2006**—Veterans' injuries opened the door for rookie to make 12 starts among his 16 games played ... Made 10 of his 12 starts at LOT, replacing Levi Jones ... Made first pro start in his second game, Sept. 17 vs. Cleveland, opening at LG. **2007**—Played 1041 of team's 1047 offensive snaps (99.4 percent) as Bengals set club record for fewest sacks allowed (17) ... Started at LOT in Games 1-3, replacing injured Levi Jones ... When injured ROT Willie Anderson left the starting lineup in Game 4, LG Stacy Andrews replaced Anderson, and Whitworth replaced Andrews at LG, starting Games 4-16. **2008**—Started Games 1-10 at LG, but suffered ankle injury in third quarter of Game 10, Nov. 16 vs. Philadelphia ... Placed on Reserve/Injured list on Nov. 28. **2009**—Voted by teammates as a team captain ... Helped team to season record of eight games with a 100-yard rusher, including individual club mark of six by Cedric Benson ... On Oct. 11 at Baltimore, helped limit Ravens to one sack while helping Benson (27-for-120) become first player in 40 games to rush for 100 yards against Baltimore ... Supported Benson's career-high 189

rushing yards Oct. 25 vs. Chicago, while also aiding a sack-free performance up front ... Supported Benson for Bengals postseason-record 169 rushing yards in Wild Card playoff on 1-9-10 vs. N.Y. Jets. **2010**—Started all 16 games at LOT ... Helped Cincinnati offense rank second in AFC and sixth in NFL in fewest sacks allowed per passing play (one every 22.07 passing plays). **2011**—Started at LOT in every game, including Wild Card playoff, one of seven Bengals to do so ... On Oct. 16 vs. Indianapolis, supported pass-protection effort that held Colts for the first time on the season without a sack, playing primarily against standout DE Dwight Freeney. **2012**—Helped HB BenJarvus Green-Ellis post a lead of one (14-13) over Houston's Arian Foster in third-and-one rushing conversions, and Green-Ellis has had only 15 attempts to Foster's 19 ... Part of run-blocking effort for Green-Ellis to gain at least 100 yards four times in a five-game stretch (Games 10-12 and 14), only second instance of a Bengals back getting four 100-yards in five games ... Team averaged 168.2 rushing yards over the five games ... Supported blocking effort Sept. 23 at Washington that netted season highs in yards (478) and points (38) ... Helped offense allow no sacks in Nov. 11 win vs. N.Y. Giants that launched team's second-half surge ... Supported season-best 221 rushing yards Nov. 25 vs. Oakland, but was ejected in fourth quarter for unnecessary roughness in an incident that also saw two Raiders ejected ... Voted a first alternate for Pro Bowl, and named to the AFC squad as injury replacement for Denver's Ryan Clady.

**College:** A pillar of the LSU line from 2002-05, Whitworth never missed a game or a practice due to injury ... Closed career with the second-most starts (52) in NCAA Division I annals ... Played primarily LOT and was credited with no sacks allowed as a senior and only one as a junior ... Earned All-SEC first-team honors as both a junior and senior, including consensus nod as a senior ... Started every game as a sophomore in 2003 as LSU won BCS national championship with 13-1 mark ... Spent five years at LSU, including 2001 redshirt.

**Personal:** Hometown is West Monroe, La. ... Led West Monroe High School to three Class 5A state football titles, as a freshman, sophomore and senior ... Graduated from LSU in December 2005 with degree in general studies ... Former junior tennis champion in Louisiana, and is also an excellent golfer ... Married (wife Melissa), with three children (twins Sarah and Drew, and Michael), and a fourth child due during the 2014 season ... A Bengals leader in community service, working through his BigWhit 77 Foundation ... Hosts a fund-raising golf tournament in Louisiana, and enjoys serving as a motivational speaker to youth groups, and is known for having personally reached out to families in need.

### ANDREW WHITWORTH'S STATISTICS

#### GAMES-STARTS

YEAR	TEAM	GAMES	STARTS
2006	Cincinnati.....	16	12
2007	Cincinnati.....	16	16
2008	Cincinnati.....	10	10
2009	Cincinnati.....	16	16
2010	Cincinnati.....	16	16
2011	Cincinnati.....	16	16
2012	Cincinnati.....	16	16
2013	Cincinnati.....	14	14
CAREER		120	116


#### RECEIVING

YEAR	TEAM	NO	YDS	AVG	LG	TD
2010	Cincinnati.....	1	1	1.0	1t	1
CAREER		1	1	1.0	1t	1

#### POSTSEASON

#### GAMES-STARTS

YEAR	TEAM	GAMES	STARTS
2009	Cincinnati.....	1	1
2011	Cincinnati.....	1	1
2012	Cincinnati.....	1	1
2013	Cincinnati.....	1	1
CAREER		4	4



**WILDER, JAMES JR.**

**HB #34**

**Height:** 6-3  
**Weight:** 232  
**College:** Florida State  
**Experience:** Rookie in 2014

**2013 games-starts:** 0-0  
**Career games-starts:** 0-0  
**Born:** 4-14-92  
**Hometown:** Tampa, Fla.  
**Acquired:** CFA'14

*College free agent signee elected to forgo senior season at Florida State University after playing on 2013 National Championship team ... Totaled 1375 rushing yards over three-year career ... Named All-Atlantic Coast Conference Honorable Mention as a junior last season (579 rushing yards, eight TDs) ... Finished career with 20 rushing TDs, tied for ninth-most in FSU history ... Named MVP of 2012 ACC Championship game.*


**Career transactions:** Signed with Cincinnati as college free agent on 5-12-14.

**More college highlights:** Played in 39 games with two starts over three seasons (2011-13) at Florida State. **2013**—Played in 13 games with one start and had 81 carries for 579 yards (7.1-yard average) with eight TDs ... His average ranked third in the ACC and 20th in the nation ... Rushed three-for-21 in BCS National Championship win vs. Auburn ... Missed Oct. 26 game vs. NC State with a concussion but scored six rushing TDs over next four games. **2012**—Played in all 14 games, with one start, for team that capped season with Orange Bowl win over Northern Illinois ... Rushed 110-for-635 (5.8) with 11 TDs,

and had 19 catches for 136 yards and two TDs ... His 11 rushing TDs ranked third among ACC running backs ... Earned ACC Championship Game MVP honors after rushing for 69 yards and two TDs on 10 carries in FSU's 21-15 win over Georgia Tech ... Recorded first career 100-yard rushing game in season opener against Murray State (12-for-106). **2011**—True freshman played in all 12 games and rushed 35-for-161 (4.6) with a TD ... Had a 41-yard rush, tied for the longest by an FSU player on the season ... Also excelled on special teams and received one of two special teams newcomer awards.

**High School:** Attended Plant High School (Tampa, Fla.), where he played RB and LB and helped lead team to a 5A state title game ... Selected to play in U.S. Army All-American Bowl and scored winning TD for the East ... Named All-USA first team defense by USA Today and ranked as the No. 2 running back and No. 11 player nationally by Rivals.com ... 2010 U.S. Air Force All-American.

**Personal:** Hometown is Tampa, Fla. ... Father, James Wilder Sr., rushed for 6008 yards in 10-year NFL career spent mostly with Tampa Bay Buccaneers.



# WILLIAMS, SHAWN

S #36

Height: 6-0  
Weight: 216  
College: Georgia  
Experience: 2nd-year player in 2014

2013 games-starts: 16-0  
Career games-starts: 16-0  
Born: 5-13-91  
Hometown: Damascus, Ga.  
Acquired: D3'13

*Third-round 2013 draft pick had a busy season on special teams as a rookie and looks for more time on defense in his second pro season ... Played in every game in '13, including Wild Card playoff, and led team in special teams tackles (14) ... Made a key play on Nov. 17 vs. Cleveland, tipping a punt that ended up going only nine yards, setting up a Bengals TD ... A powerful and consistent performer over 54 games at Georgia, he shows excellent potential as a run-stuffer at the NFL level.*

Career transactions: Selected by Cincinnati in third round of 2013 NFL Draft (84th overall) ... Signed with Bengals on 5-24-13.

2013 highlights: Had seven of his 14 special teams tackles over the final six games, rising to team lead by two over LB Jayson DiManche ... Two stops on defense ... Tied for team lead with two special teams tackles Oct. 13 at Buffalo ... Two tackles on defense Oct. 27 vs. N.Y. Jets ... Tipped a Spencer Lanning punt Nov. 17 vs. Cleveland, with ball traveling only nine yards, and offense responded with 38-yard TD drive for 14-13 lead ... Also had two special teams tackles vs. Cleveland ... Two special teams tackles on Dec. 1 at San Diego, and again had two on Dec. 8 vs. Indianapolis, tying for team lead ... Had

one of team's two special teams stops in Wild Card playoff 1-5-14 vs. San Diego ... Played all four preseason games, ranking second on defense with 18 tackles.

College: Played four seasons (2009-12) at Georgia ... Rose to team captain status and was known as "quarterback" of the defense ... Played 13 or 14 games each season, and 27 of his 30 starts came in his last two campaigns ... Totaled 209 career tackles, including 170 over his last two seasons, and had 23 special teams stops ... His run-stuffing ability was such that coaches started him at inside LB for one game as a junior ... Ranked second on team with 98 tackles as a senior, helping lead Bulldogs to 12-2 season and Capital One Bowl victory over Nebraska ... Allowed only 16 completions in 62 passes into his area as a senior ... Twice voted team's True Grit Award at conclusion of spring practice.

Personal: Hometown is Damascus, Ga. ... Attended Early County High School in Blakely, Ga., where he played S, WR and LB ... Earned first-team Class AA all-state honors from Atlanta Journal-Constitution as a senior, despite playing on a team that struggled to a 1-9 record ... Lettered in prep basketball as a power forward and center ... Consumer Economics major at Georgia.

## SHAWN WILLIAMS' STATISTICS

			DEFENSE							INTERCEPTIONS					SCORING				
YEAR	TEAM	G-S	ST	AT	TT	SKS-YDS	PD	FF	FR-YDS	NO	YDS	AVG	LG	TD	TD	TD-IntRt	TD-FRRt	S	PTS
2013	Cincinnati	16-0	1	1	2	0-0	0	0	0-0	—	—	—	—	—	—	—	—	—	—
CAREER		16-0	1	1	2	0-0	0	0	0-0	—	—	—	—	—	—	—	—	—	—

		SPECIAL TEAMS								KICKOFF RETURNS						PUNT RETURNS					
YEAR	TEAM	ST	AT	TT	FF	FR-YDS	BP	BFG	BXP	NO	YDS	AVG	FC	LG	TD	NO	YDS	AVG	FC	LG	TD
2013	Cincinnati	8	6	14	0	0-0	0	0	0	—	—	—	—	—	—	—	—	—	—	—	—
CAREER		8	6	14	0	0-0	0	0	0	—	—	—	—	—	—	—	—	—	—	—	—

## POSTSEASON


			DEFENSE							INTERCEPTIONS					SCORING				
YEAR	TEAM	G-S	ST	AT	TT	SKS-YDS	PD	FF	FR-YDS	NO	YDS	AVG	LG	TD	TD	TD-IntRt	TD-FRRt	S	PTS
2013	Cincinnati	1-0	0	0	0	0-0	0	0	0-0	—	—	—	—	—	—	—	—	—	—
CAREER		1-0	0	0	0	0-0	0	0	0-0	—	—	—	—	—	—	—	—	—	—

		SPECIAL TEAMS									KICKOFF RETURNS						PUNT RETURNS					
YEAR	TEAM	ST	AT	TT	FF	FR-YDS	BP	BFG	BXP	NO	YDS	AVG	FC	LG	TD	NO	YDS	AVG	FC	LG	TD	
2013	Cincinnati	0	1	1	0	0-0	0	0	0	—	—	—	—	—	—	—	—	—	—	—	—	
CAREER		0	1	1	0	0-0	0	0	0	—	—	—	—	—	—	—	—	—	—	—	—	

## 2013 REGULAR-SEASON GAME-BY-GAME

		DEFENSE									INTERCEPTIONS				
DATE	OPPONENT	ST	AT	TT	SKS-YDS	INT-YDS	PD	FF	FR-YDS		NO	YDS	AVG	LG	TD
9-8	at Chicago	0	0	0	0-0	0-0	0	0	0-0		—	—	—	—	—
9-16	PITTSBURGH	0	0	0	0-0	0-0	0	0	0-0		—	—	—	—	—
9-22	GREEN BAY	0	0	0	0-0	0-0	0	0	0-0		—	—	—	—	—
9-29	at Cleveland	0	0	0	0-0	0-0	0	0	0-0		—	—	—	—	—
10-6	NEW ENGLAND	0	0	0	0-0	0-0	0	0	0-0		—	—	—	—	—
10-13	at Buffalo	0	0	0	0-0	0-0	0	0	0-0		—	—	—	—	—
10-20	at Detroit	0	0	0	0-0	0-0	0	0	0-0		—	—	—	—	—
10-27	N.Y. JETS	1	1	2	0-0	0-0	0	0	0-0		—	—	—	—	—
10-31	at Miami	0	0	0	0-0	0-0	0	0	0-0		—	—	—	—	—
11-10	at Baltimore	0	0	0	0-0	0-0	0	0	0-0		—	—	—	—	—
11-17	CLEVELAND	0	0	0	0-0	0-0	0	0	0-0		—	—	—	—	—
11-24	— BYE —														
12-1	at San Diego	0	0	0	0-0	0-0	0	0	0-0		—	—	—	—	—
12-8	INDIANAPOLIS	0	0	0	0-0	0-0	0	0	0-0		—	—	—	—	—
12-15	at Pittsburgh	0	0	0	0-0	0-0	0	0	0-0		—	—	—	—	—
12-22	MINNESOTA	0	0	0	0-0	0-0	0	0	0-0		—	—	—	—	—
12-29	BALTIMORE	0	0	0	0-0	0-0	0	0	0-0		—	—	—	—	—
TOTALS		1	1	2	0-0	0-0	0	0	0-0		—	—	—	—	—

DATE	OPPONENT	SPECIAL TEAMS								KICKOFF RETURNS							PUNT RETURNS						
		ST	AT	TT	FF	FR-YDS	BP	BFG	BXP	NO	YDS	AVG	FC	LG	TD		NO	YDS	AVG	FC	LG	TD	
9-8	at Chicago	0	1	1	0	0-0	0	0	0	—	—	—	—	—	—		—	—	—	—	—	—	
9-16	PITTSBURGH	0	0	0	0	0-0	0	0	0	—	—	—	—	—	—		—	—	—	—	—	—	
9-22	GREEN BAY	0	0	0	0	0-0	0	0	0	—	—	—	—	—	—		—	—	—	—	—	—	
9-29	at Cleveland	0	0	0	0	0-0	0	0	0	—	—	—	—	—	—		—	—	—	—	—	—	
10-6	NEW ENGLAND	0	0	0	0	0-0	0	0	0	—	—	—	—	—	—		—	—	—	—	—	—	
10-13	at Buffalo	1	1	2	0	0-0	0	0	0	—	—	—	—	—	—		—	—	—	—	—	—	
10-20	at Detroit	0	0	0	0	0-0	0	0	0	—	—	—	—	—	—		—	—	—	—	—	—	
10-27	N.Y. JETS	2	1	3	0	0-0	0	0	0	—	—	—	—	—	—		—	—	—	—	—	—	
10-31	at Miami	0	0	0	0	0-0	0	0	0	—	—	—	—	—	—		—	—	—	—	—	—	
11-10	at Baltimore	0	0	0	0	0-0	0	0	0	—	—	—	—	—	—		—	—	—	—	—	—	
11-17	CLEVELAND	1	1	2	0	0-0	0	0	0	—	—	—	—	—	—		—	—	—	—	—	—	
11-24	— BYE —																						
12-1	at San Diego	2	0	2	0	0-0	0	0	0	—	—	—	—	—	—		—	—	—	—	—	—	
12-8	INDIANAPOLIS	1	1	2	0	0-0	0	0	0	—	—	—	—	—	—		—	—	—	—	—	—	
12-15	at Pittsburgh	0	0	0	0	0-0	0	0	0	—	—	—	—	—	—		—	—	—	—	—	—	
12-22	MINNESOTA	0	1	1	0	0-0	0	0	0	—	—	—	—	—	—		—	—	—	—	—	—	
12-29	BALTIMORE	1	0	1	0	0-0	0	0	0	—	—	—	—	—	—		—	—	—	—	—	—	
TOTALS		8	6	14	0	0-0	0	0	0	—	—	—	—	—	—		—	—	—	—	—	—	



## WRIGHT, JAMES

WR #86

Height: 6-1  
Weight: 201  
College: Louisiana State  
Experience: Rookie in 2014

2013 games-starts: 0-0  
Career games-starts: 0-0  
Born: 12-31-91  
Hometown: Buras, La.  
Acquired: D7a'14

*Wright played in 50 games and earned four letters for an elite program that posted an overall 44-9 record during his tenure ... Made only six career starts, but earned a spot on NFL draft boards with superior special teams play and overall contributions on offense ... It's anticipated he can continue his special teams prowess at the NFL level, and he has size and talent to further develop his offensive game ... Special teams captain as a senior.*

Career transactions: Selected by Cincinnati in seventh round of 2014 NFL Draft (239th overall) ... Signed with Bengals on 5-21-14.

Coach Marvin Lewis says: "James contributed a lot on some very good teams. He didn't star as a receiver and didn't get the publicity, but he was a core of what they were doing there. He has great speed and size. He's a guy who stands out. He needs to continue to get an opportunity to grow and play, and he'll get the chance to earn that time."


College highlights: Played four seasons (2010-13) at LSU, seeing action in 11 or more games each season ... Totaled 25 receptions for 304 yards (12.2). **2013**—Played in every game for 10-3 team and won team's "Wild Tiger" trophy for accumulating team's highest total of special teams "production points,"

including 12 special teams tackles ... Two special teams fumble recoveries, including a crucial takeaway in victory over TCU ... No receptions, but cited by coaches for outstanding blocking performance on offense. **2012**—Played in all 13 games, with four starts, for 10-3 team ... Had 18 receptions for 242 yards ... Posted career-bests in receptions (five) and receiving yards (75) in win over Washington ... Career-long 48-yard reception, on diving catch vs. Mississippi. **2011**—Played in all 14 games for 13-1 team that was unbeaten before falling to Alabama in national title game ... His two starts came in regular-season win over Alabama, and in the title game loss to Crimson Tide ... Came on strong in spring practice and entered season with a "Most Improved" award ... Totaled two receptions for 20 yards. **2010**—Played in 12 games for an 11-2 team as a freshman, with two receptions for 21 yards.

High school: Attended Belle Chasse High School, in Greater New Orleans, where he earned Class 4A all-state honors as a senior in 2009 ... As a junior, had 18 TD catches for a state championship winner ... Averaged 18 yards per catch over his last two seasons ... Finished career with 39 TD catches.

Personal: Hometown is Buras, La. ... Business administration major at LSU, with concentration in management.





## ZEITLER, KEVIN

G #68

**Height:** 6-4  
**Weight:** 315  
**College:** Wisconsin  
**Experience:** 3rd-year player in 2014

**2013 games-starts:** 12-11  
**Career games-starts:** 28-27  
**Born:** 3-8-90  
**Hometown:** Waukesha, Wis.  
**Acquired:** D1b'12

*A third-year NFL player for 2014, Zeitler has been starting RG since joining Bengals as a 2012 first-round draft choice ... Contributed in 2013 to Bengals NFL rankings of tied for sixth in scoring and 10th net offense ... In 2012, helped BenJarvus Green-Ellis lead NFL in third-and-one rushing conversions (14) ... Missed four games last season with foot injury, but returned to start regular-season finale and Wild Card playoff ... Praised for his ability to play with great intensity while maintaining focus.*

**Career transactions:** Selected by Cincinnati in first round of 2012 NFL Draft (27th overall) ... Signed with Bengals on 5-25-12.

**2013 general:** Started at RG in Games 1-10 and 16 ... Inactive Games 11-12 due to foot injury suffered in Game 10 at Baltimore ... Active-DNP for Games 13-14 ... Returned to action for Game 15 vs. Minnesota.

**2013 game highlights:** On Sept. 16 vs. Pittsburgh, helped offense allow no sacks with 407 net yards ... Contributed to blocking that supported 105.5 passer rating by Andy Dalton on Sept. 22 vs. Green Bay ... Helped power offense to 162 rushing yards on Oct. 6 vs. New England ... Aided blocking effort on Oct. 13 at Buffalo in which Bengals tallied a season-high in total net yards (483), including season-highs in both rushing (165) and passing (318) yards ... On Oct. 20 at Detroit, helped lead protection that allowed only one sack as Dalton posted a then career-high 135.9 passer rating ... On Oct. 27 vs. N.Y. Jets, contributed to pass protection allowing only one sack for two yards as Andy Dalton threw career-best five TD passes ... Aided 163-yard rushing total Oct. 31 at Miami ... On Dec. 22 vs. Minnesota, helped offense to 429 yards as Andy Dalton posted career-high 136.5 passer rating ... Contributed to blocking effort on Dec. 29 vs. Baltimore that allowed no sacks of Andy Dalton, and offense tallied 392 yards of net offense.

**2012:** Rookie started every game, including Wild Card playoff ... Part of run-blocking effort for HB BenJarvus Green-Ellis to gain at least 100 yards four times in a five-game stretch (Games 10-12 and 14), only second Bengal to get four in five games ... Team averaged 168.2 rushing yards over the five games ... Supported effort Sept. 23 at Washington that netted season highs in yards (478) and points (38) ... In Nov. 11 win vs. N.Y. Giants that started team's second-half surge, helped offense allow no sacks for third game on the season ... Supported 189 team rushing yards Nov. 18 at Kansas City ... Supported season-best 221 rushing yards (6.5 average) Nov. 25 vs. Oakland ... On Dec. 2 at San Diego,

supported third straight 100-yard rushing game for BenJarvus Green-Ellis (25-118) and helped lead pass protection that allowed only one sack for zero yards ... In Thursday night win Dec. 13 at Philadelphia, aided rushing effort of 41-for-157 (3.8) and season-best 37:40 possession time, with Green-Ellis (106) becoming only second player in Bengals history to get four 100-yard rushing totals in span of five team games.

**College:** Played four seasons (2008-11) at Wisconsin, starting 37 games over his final three seasons ... Rated in film studies with no sacks allowed during his career ... Capped his senior season with All-America first-team honors from the American Football Coaches Association, Pro Football Weekly and the NFL Draft Report ... As a junior and as a senior, helped Badgers capture Big Ten championships and Rose Bowl berths ... Wisconsin went 32-8 record in his last three campaigns ... Credited with 68 TD-producing blocks, and had 23 games of blocking grades at 90 percent or higher ... As a senior, ranked as FBS leader in TD-resulting blocks (33).

**Personal:** Hometown is Waukesha, Wis. (in Greater Milwaukee) ... Attended Wisconsin Lutheran High School in Milwaukee, where he started for two 13-1 teams and was named Little Ten Conference Lineman of the Year as a senior ... Also as a senior, was ranked as No. 4 college prospect in the state by Scout.com ... National Honor Society student in high school, and was an Academic All-Big Ten first-team choice as a senior, after also placing on the team as a junior ... Married (wife Sara) ... Majored at Wisconsin in kinesiology ... Hobbies include reading and training ... Last name is pronounced "ZITE-ler."

### KEVIN ZEITLER'S STATISTICS

#### GAMES-STARTS

YEAR	TEAM	GAMES	STARTS
2012	Cincinnati.....	16	16
2013	Cincinnati.....	12	11
CAREER		28	27

#### POSTSEASON

#### GAMES-STARTS

YEAR	TEAM	GAMES	STARTS
2012	Cincinnati.....	1	1
2013	Cincinnati.....	1	1
CAREER		2	2

# PRONUNCIATION GUIDE

JUNE 25, 2014

<u>Geno</u> Atkins .....	JEE-no	<u>Emmanuel</u> <u>Lamur</u> .....	luh-MER
<u>Giovani</u> Bernard .....	jee-o-VAHN-ee	<u>Danieal</u> Manning .....	dan-YELL
<u>Christo</u> Bilukidi .....	kriss-TOE bill-loo-KEE-dee	<u>Rey</u> <u>Mauualuga</u> .....	RAY mow(rhymes with "now")-uh-LOO-guh
Russell <u>Bodine</u> .....	BO-dine	Onterio <u>McCalebb</u> .....	mc-KAY-lebb
<u>Vontaze</u> <u>Burfict</u> .....	VONN-tez BER-fict(rhymes with "perfect")	<u>Dontay</u> <u>Moch</u> .....	DAHN-tay MOKE
<u>Darqueze</u> <u>Dennard</u> .....	dar-KWEZ deh-NARD	Alex <u>Neutz</u> .....	NEWTS
Jayson <u>DiManche</u> .....	dih-MAHNCH	<u>Domata</u> <u>Peko</u> .....	DOE-mah-tah PECK-o
Tyler <u>Eifert</u> .....	IE(rhymes with "tie")-fert	Vincent <u>Rey</u> .....	RAY
Curtis <u>Feigt</u> .....	(pronounced as "fight")	Mohamed <u>Sanu</u> .....	suh-NOO
<u>Marquis</u> Flowers .....	mar-KEECE(rhymes with "peace")	Dane <u>Sanzenbacher</u> .....	SAHNZ-en-bock-er
Robert <u>Geathers</u> .....	(pronounced as "gathers")	<u>Devon</u> <u>Still</u> .....	DEV-un
<u>Jermaine</u> <u>Gresham</u> .....	jer-MAIN GRESH-em	Will <u>Svitek</u> .....	SVEE-tek
Paul <u>Guenther</u> (defensive coordinator) .....	GUN-thur	<u>Lavelle</u> Westbrooks .....	luh-VELL
<u>Cobi</u> Hamilton .....	KO-bee	<u>Nikita</u> Whitlock .....	nih-KEE-tah
<u>Margus</u> Hunt .....	MAR-guss	Ken <u>Zampese</u> (quarterbacks coach) .....	zam-PEE-zee
George <u>Iloka</u> .....	ie(rhymes with "tie")-LO-kuh	Kevin <u>Zeitler</u> .....	ZITE-ler
<u>Dre</u> Kirkpatrick .....	DRAY		





**QUARTERBACK  
ANDY DALTON**

# **2013 REVIEW**



## 2013 STANDINGS

### AMERICAN FOOTBALL CONFERENCE

EAST DIVISION	W	L	T	PCT.	PF	PA
New England Patriots .....	12	4	0	.750	444	338
N.Y. Jets .....	8	8	0	.500	290	387
Miami Dolphins .....	8	8	0	.500	317	335
Buffalo Bills .....	6	10	0	.375	339	388
NORTH DIVISION	W	L	T	PCT.	PF	PA
Cincinnati Bengals .....	11	5	0	.688	430	305
Pittsburgh Steelers .....	8	8	0	.500	379	370
Baltimore Ravens .....	8	8	0	.500	320	352
Cleveland Browns .....	4	12	0	.250	308	406
SOUTH DIVISION	W	L	T	PCT.	PF	PA
Indianapolis Colts .....	11	5	0	.688	391	336
Tennessee Titans .....	7	9	0	.438	362	381
Jacksonville Jaguars .....	4	12	0	.250	247	449
Houston Texans .....	2	14	0	.125	276	428
WEST DIVISION	W	L	T	PCT.	PF	PA
#-Denver Broncos .....	13	3	0	.813	606	399
*-Kansas City Chiefs .....	11	5	0	.688	430	305
*-San Diego Chargers .....	9	7	0	.563	396	348
Oakland Raiders .....	4	12	0	.250	322	453

### NATIONAL FOOTBALL CONFERENCE

EAST DIVISION	W	L	T	PCT.	PF	PA
Philadelphia Eagles .....	10	6	0	.625	442	382
Dallas Cowboys .....	8	8	0	.500	439	432
N.Y. Giants .....	7	9	0	.438	294	383
Washington Redskins .....	3	13	0	.188	334	478
NORTH DIVISION	W	L	T	PCT.	PF	PA
Green Bay Packers .....	8	7	1	.531	417	428
Chicago Bears .....	8	8	0	.500	445	478
Detroit Lions .....	7	9	0	.438	395	376
Minnesota Vikings .....	5	10	1	.344	391	480
SOUTH DIVISION	W	L	T	PCT.	PF	PA
Carolina Panthers .....	12	4	0	.750	366	241
*-New Orleans Saints .....	11	5	0	.688	414	304
Atlanta Falcons .....	4	12	0	.250	353	443
Tampa Bay Buccaneers .....	4	12	0	.250	288	389
WEST DIVISION	W	L	T	PCT.	PF	PA
#-Seattle Seahawks .....	13	3	0	.813	417	231
*-San Francisco 49ers .....	12	4	0	.750	406	272
Arizona Cardinals .....	10	6	0	.625	379	324
St. Louis Rams .....	7	9	0	.438	348	364

\*-Wild Card qualifier; #-Clinched home-field advantage throughout playoffs.

#### NOTES:

- The N.Y. Jets finished ahead of Miami in the AFC East Division based on division record (3-3 to Dolphins' 2-4).
- Pittsburgh finished ahead of Baltimore in the AFC North Division based on division record (4-2 to Ravens' 3-3).
- Cincinnati was seeded ahead of Indianapolis based on head-to-head victory.
- Atlanta finished ahead of Tampa Bay in the NFC South Division based on conference record (3-9 to Buccaneers' 2-10).

#### PLAYOFF SEEDINGS:

##### AFC

1. Denver
2. New England
3. Cincinnati
4. Indianapolis
5. Kansas City
6. San Diego

##### NFC

1. Seattle
2. Carolina
3. Philadelphia
4. Green Bay
5. San Francisco
6. New Orleans

#### POSTSEASON AT A GLANCE

Home team in CAPS.

##### AFC Wild Card Playoff Games

INDIANAPOLIS 45, Kansas City 44  
San Diego 27, CINCINNATI 10

##### AFC Divisional Playoff Games

NEW ENGLAND 43, Indianapolis 22  
DENVER 24, San Diego 17

##### AFC Championship Game

DENVER 26, New England 16

##### NFC Wild Card Playoff Games

New Orleans 26, PHILADELPHIA 24  
San Francisco 23, GREEN BAY 20

##### NFC Divisional Playoff Games

SEATTLE 23, New Orleans 15  
San Francisco 23, CAROLINA 10

##### NFC Championship Game

SEATTLE 23, San Francisco 17

Super Bowl XLVIII at MetLife Stadium, East Rutherford, N.J.

Seattle 43, DENVER 8



# 2013 REGULAR-SEASON STATISTICS

RECORD: 11-5

DATE	W-L	SCORE	OPPONENT	ATTENDANCE
9-8-13	L	21-24	at Chicago	62,213
9-16-13	W	20-10	PITTSBURGH	64,585
9-22-13	W	34-30	GREEN BAY	64,633
9-29-13	L	6-17	at Cleveland	71,481
10-6-13	W	13-6	NEW ENGLAND	64,259
10-13-13	W	27-24 (OT)	at Buffalo	67,739
10-20-13	W	27-24	at Detroit	63,207
10-27-13	W	49-9	N.Y. JETS	62,576
10-31-13	L	20-22 (OT)	at Miami	52,388
11-10-13	L	17-20 (OT)	at Baltimore	70,992
11-17-13	W	41-20	CLEVELAND	63,856
11-24-13			— BYE —	
12-1-13	W	17-10	at San Diego	61,536
12-8-13	W	42-28	INDIANAPOLIS	62,507
12-15-13	L	20-30	at Pittsburgh	45,873
12-22-13	W	42-14	MINNESOTA	61,555
12-29-13	W	34-17	BALTIMORE	62,406

TEAM STATISTICS	BENGALS	OPPONENTS
TOTAL FIRST DOWNS.....	330	282
Rushing.....	101	72
Passing.....	205	178
Penalty.....	24	32
3rd Down: Made-Att.....	92-225	74-225
3rd Down Pct.....	40.9	32.9
4th Down: Made-Att.....	12-21	5-16
4th Down Pct.....	57.1	31.3
POSSESSION AVG.....	31:58	28:02
TOTAL NET YARDS.....	5891	4888
Avg. Per Game.....	368.2	305.5
Total Plays.....	1097	1042
Avg. Per Play.....	5.4	4.7
NET YARDS RUSHING.....	1755	1544
Avg. Per Game.....	109.7	96.5
Total Rushes.....	481	385
NET YARDS PASSING.....	4136	3344
Avg. Per Game.....	258.5	209.0
Sacked-Yards Lost.....	29-182	43-279
Gross Yards.....	4318	3623
Att.-Completions.....	587-364	614-362
Completion Pct.....	62.0	59.0
Had Intercepted.....	20	20
PUNTS-AVG.....	75-44.3	90-44.3
Net Punting Avg.....	75-39.9	90-39.3
PENALTIES-YARDS.....	102-1000	69-692
FUMBLES-BALLS LOST.....	20-10	16-11
TOUCHDOWNS.....	54	32
Rushing.....	14	6
Passing.....	33	22
Returns.....	7	4

SCORE BY PERIODS	1	2	3	4	OT	PTS
BENGALS.....	87	123	103	114	3	430
OPPONENTS.....	88	71	83	58	5	305

SCORING	TD	TD-R	TD-P	TD-Rt	K-PAT	FG	S	PTS
Mike Nugent.....	0	0	0	0	52-53	18-22	0	106
A.J. Green.....	11	0	11	0	—	—	0	66
Marvin Jones.....	10	0	10	0	—	—	0	60
Giovani Bernard.....	8	5	3	0	—	—	0	48
BenJarvus Green-Ellis.....	7	7	0	0	—	—	0	42
Jermaine Gresham.....	4	0	4	0	—	—	0	24
Andy Dalton.....	2	2	0	0	—	—	0	12
Tyler Eifert.....	2	0	2	0	—	—	0	12
Mohamed Sanu.....	2	0	2	0	—	—	0	12
Vontaze Burfict.....	1	0	0	1	—	—	0	6
Chris Crocker.....	1	0	0	1	—	—	0	6
Tony Dye.....	1	0	0	1	—	—	0	6
Adam Jones.....	1	0	0	1	—	—	0	6
Dre Kirkpatrick.....	1	0	0	1	—	—	0	6
Terence Newman.....	1	0	0	1	—	—	0	6
Vincent Rey.....	1	0	0	1	—	—	0	6
Alex Smith.....	1	0	1	0	—	—	0	6
BENGALS.....	54	14	33	7	52-53	18-22	0	430
OPPONENTS.....	32	6	22	4	31-31	26-31	1	305

Two-point conversions: None. BENGALS 0-1 (0-0 R, 0-1 P), OPPONENTS 1-1 (1-1 R, 0-0 P).

Fumbles-lost: Andy Dalton 4-3, Jermaine Gresham 3-3, BenJarvus Green-Ellis 2-2, Reggie Nelson 2-0, Brandon Tate 2-0, Giovani Bernard 1-1, Mohamed Sanu 1-1, A.J. Green 1-0, Andrew Hawkins 1-0, Kevin Huber 1-0, Josh Johnson 1-0, Al Smith 1-0. BENGALS 20-10, OPPONENTS 16-11.

PASSING	ATT	CMP	YDS	CMP%	YDS/ATT	TD	TD%	INT	INT%	LG	SKD-YDS	RAT
Andy Dalton.....	586	363	4293	61.9	7.33	33	5.6	20	3.4	82t	29-182	88.8
Mohamed Sanu.....	1	1	25	100.0	25.00	0	0.0	0	0.0	25	0-0	118.8
BENGALS.....	587	364	4318	62.0	7.36	33	5.6	20	3.4	82t	29-182	89.0
OPPONENTS.....	614	362	3623	59.0	5.90	22	3.6	20	3.3	74t	43-279	74.2

RUSHING	ATT	YDS	AVG	LG	TD
BenJarvus Green-Ellis.....	220	756	3.4	25	7
Giovani Bernard.....	170	695	4.1	35t	5
Andy Dalton.....	61	183	3.0	12	2
Marvin Jones.....	8	65	8.1	34	0
Josh Johnson.....	7	20	2.9	10	0
Cedric Peerman.....	8	17	2.1	5	0
Mohamed Sanu.....	4	16	4.0	9	0
Andrew Hawkins.....	2	3	1.5	6	0
Kevin Huber.....	1	0	0.0	0	0
BENGALS.....	481	1755	3.6	35t	14
OPPONENTS.....	385	1544	4.0	51	6

RECEIVING	REC	YDS	AVG	LG	TD
A.J. Green.....	98	1426	14.6	82t	11
Giovani Bernard.....	56	514	9.2	41	3
Marvin Jones.....	51	712	14.0	45	10
Mohamed Sanu.....	47	455	9.7	32	2
Jermaine Gresham.....	46	458	10.0	30	4
Tyler Eifert.....	39	445	11.4	61	2
Andrew Hawkins.....	12	199	16.6	50	0
Dane Sanzenbacher.....	6	61	10.2	23	0
BenJarvus Green-Ellis.....	4	22	5.5	10	0
Alex Smith.....	3	12	4.0	7	1
Orson Charles.....	1	8	8.0	8	0
Brandon Tate.....	1	6	6.0	6	0
BENGALS.....	364	4318	11.9	82t	33
OPPONENTS.....	362	3623	10.0	74t	22

INTERCEPTIONS	NO	YDS	AVG	LG	TD
Adam Jones.....	3	60	20.0	60t	1
Dre Kirkpatrick.....	3	21	7.0	21t	1
Chris Crocker.....	2	41	20.5	32t	1
Vincent Rey.....	2	29	14.5	25t	1
Terence Newman.....	2	8	4.0	9	0
Reggie Nelson.....	2	0	0.0	0	0
Rey Mauluga.....	1	14	14.0	14	0
Vontaze Burfict.....	1	12	12.0	12	0
James Harrison.....	1	9	9.0	9	0
Michael Johnson.....	1	7	7.0	7	0
Leon Hall.....	1	0	0.0	0	0
George Iloka.....	1	-1	-1.0	-1	0
BENGALS.....	20	200	10.0	60t	4
OPPONENTS.....	20	369	18.5	94t	2

PUNTING	NO	YDS	AVG	NET	TB	IN-20	LG	BLK
Kevin Huber.....	66	2982	45.2	40.5	4	24	75	0
Shawn Powell.....	7	268	38.3	34.7	0	3	52	0
Mike Nugent.....	2	80	40.0	40.0	0	0	43	0
BENGALS.....	75	3330	44.4	39.9	4	27	75	0
OPPONENTS.....	90	3984	44.3	39.3	1	37	65	1

PUNT RETURNS	NO	FC	YDS	AVG	LG	TD
Brandon Tate.....	36	16	336	9.3	43	0
Adam Jones.....	11	0	88	8.0	27	0
BENGALS.....	47	16	424	9.0	43	0
OPPONENTS.....	27	22	254	9.4	67t	1

KICKOFF RETURNS	NO	YDS	AVG	LG	TD
Brandon Tate.....	35	914	26.1	71	0
Cedric Peerman.....	4	66	16.5	26	0
BENGALS.....	39	980	25.1	71	0
OPPONENTS.....	52	1219	23.4	48	0

FIELD GOALS	1-19	20-29	30-39	40-49	50+
Mike Nugent.....	0-0	2-2	6-7	7-9	3-4
BENGALS.....	0-0	2-2	6-7	7-9	3-4
OPPONENTS.....	2-2	6-6	5-8	9-11	4-4
Mike Nugent: (—), (41G, 25G), (52WL), (25G, 43G), (39G, 50G), (46G, 34WR, 43G), (47WL, 48G, 54G), (—), (31G, 54G), (42WL, 32G), (41G, 38G), (46G), (—), (—), (—), (39G, 38G).					
Opponents: (58G), (44G), (41G, 19G, 26G), (37WL, 49B, 51G), (42G, 19G), (51G), (36G, 34B), (45G, 47G, 50G), (34WL, 36G, 44G), (36G, 46G), (20G, 28G), (48G), (44WR), (25G, 45G, 26G), (—), (38G, 22G, 34G).					

DEFENSE*	ST	AT	TT	SKS-YDS	INT-YDS	PD	FF	FR-YDS
Vontaze Burfict.....	141	63	204	3-20	1-12	10	1	2-13
Rey Mauluga.....	67	43	110	1-0	1-14	3	0	0-0
Michael Johnson.....	42	32	74	3.5-23	1-7	9	2	0-0
Domata Peko.....	33	39	72	3-16.5	0-0	0	0	0-0
Carlos Dunlap.....	45	25	70	7.5-40.5	0-0	10	4	1-42
George Iloka.....	43	24	67	0-0	1-(-1)	8	2	1-0
Reggie Nelson.....	44	15	59	1-11	2-0	8	1	2-12
Adam Jones.....	44	12	56	0-0	3-60	18	1	2-43
Vincent Rey.....	42	12	54	4-28	2-29	4	1	1-0
Terence Newman.....	44	7	51	0-0	2-8	14	0	0-0
Brandon Thompson.....	20	28	48	1.5-12.5	0-0	0	0	0-0
James Harrison.....	21	19	40	2-2	1-9	1	0	1-0
Chris Crocker.....	27	10	37	1.5-11.5	2-41	7	0	0-0
Wallace Gilberry.....	20	16	36	7.5-56.5	0-0	3	1	0-0
Dre Kirkpatrick.....	21	9	30	1-1	3-21	5	0	0-0
Geno Atkins.....	15	14	29	6-52.5	0-0	0	0	0-0
Taylor Mays.....	14	7	21	0-0	0-0	2	0	0-0
Leon Hall.....	14	6	20	0-0	1-0	7	0	0-0
Michael Boyle.....	7	1	8	0-0	0-0	0	0	0-0
Devon Still.....	3	5	8	0-0	0-0	3	0	0-0
Brandon Ghee.....	4	2	6	0-0	0-0	5	0	0-0
Jayson DiManche.....	3	3	6	0-0	0-0	1	0	0-0
Margus Hunt.....	2	2	4	0.5-4	0-0	0	0	0-0
J.K. Schaffer.....	0	3	3	0-0	0-0	0	0	0-0
Shawn Williams.....	1	1	2	0-0	0-0	0	0	0-0
Robert Geathers.....	1	1	1	0-0	0-0	0	0	0-0

SPECIAL TEAMS*	ST	AT	TT	FF	FR-YDS	BP	BFG	BXP
Shawn Williams.....	8	6	14	0	0-0	0	0	0
Jayson DiManche.....	8	4	12	0	0-0	1	0	0
Vincent Rey.....	10	1	11	0	0-0	0	0	0
Cedric Peerman.....	8	2	10	0	0-0	0	0	0
Orson Charles.....	5	4	9	0	0-0	0	0	0
Reggie Nelson.....	5	2	7	0	0-0	0	0	0
J.K. Schaffer.....	6	0	6	0	0-0	0	0	0
Chris Lewis-Harris.....	4	0	4	0	0-0	0	0	0
Andrew Hawkins.....	3	1	4	0	0-0	0	0	0
Marvin Jones.....	3	1	4	0	0-0	0	0	0
Dre Kirkpatrick.....	3	1	4	0	0-0	0	0	0
Mike Nugent.....	3	0	3	0	0-0	0	0	0
Alex Smith.....	2	1	3	0	0-0	0	0	0
Clark Harris.....	1	2	3	0	0-0	0	0	0
Taylor Mays.....	2	0	2	0	1-0	0	0	0
Michael Boyle.....	1	1	2	0	0-0	0	0	0
Tony Dye.....	1	0	1	0	0-0	0	0	0
Brandon Ghee.....	1	0	1	0	0-0	0	0	0
Adam Jones.....	1	0	1	0	0-0	0	0	0
Jeromy Miles.....	1	0	1	0	0-0	0	0	0
Ryan Whalen.....	1	0	1	0	0-0	0	0	0
Carlos Dunlap.....	0	0	0	0	0-0	0	2	0

\* NOTE: The defensive statistics above were compiled by Bengals coaches while reviewing game film. They may differ from the press box defensive statistics produced at the games.

# 2013 POSTSEASON STATISTICS

RECORD: 0-1

DATE	W-L	SCORE	OPPONENT	ATTENDANCE
1-5-14*	L	10-27	SAN DIEGO	62,277

\* AFC Wild Card Playoff

TEAM STATISTICS	BENGALS	OPPONENTS
-----------------	---------	-----------

TOTAL FIRST DOWNS.....	27	16
Rushing.....	6	6
Passing.....	20	9
Penalty.....	1	1
3rd Down: Made-Att.....	3-12	4-12
3rd Down Pct.....	25.0	33.3
4th Down: Made-Att.....	1-3	0-0
4th Down Pct.....	33.3	0.0
POSSESSION AVG.....	30:32	29:28
TOTAL NET YARDS.....	439	318
Avg. Per Game.....	439.0	318.0
Total Plays.....	79	57
Avg. Per Play.....	5.6	5.6
NET YARDS RUSHING.....	113	196
Avg. Per Game.....	113.0	196.0
Total Rushes.....	25	40
NET YARDS PASSING.....	326	122
Avg. Per Game.....	326.0	122.0
Sacked-Yards Lost.....	3-8	1-6
Gross Yards.....	334	128
Att.-Completions.....	51-29	16-12
Completion Pct.....	56.9	75.0
Had Intercepted.....	2	0
PUNTS-AVG.....	3-39.3	6-43.2
Net Punting Avg.....	3-32.7	6-42.2
PENALTIES-YARDS.....	4-38	5-28
FUMBLES-BALLS LOST.....	3-2	0-0
TOUCHDOWNS.....	1	3
Rushing.....	0	2
Passing.....	1	1
Returns.....	0	0

SCORE BY PERIODS	1	2	3	4	OT	PTS
BENGALS.....	0	10	0	0	0	10
OPPONENTS.....	7	0	10	10	0	27

SCORING	TD	TD-R	TD-P	TD-R	K-PAT	FG	S	PTS
Gresham.....	1	0	1	0	—	—	0	6
Nugent.....	0	0	0	0	1-1	1-1	0	4
BENGALS.....	1	0	1	0	1-1	1-1	0	10
OPPONENTS.....	3	2	1	0	3-3	2-2	0	27

Two-point conversions: None. BENGALS 0-0 (0-0 R, 0-0 P),  
OPPONENTS 0-0 (0-0 R, 0-0 P).

Fumbles-lost: Andy Dalton 2-1, Giovanni Bernard 1-1. BENGALS 3-2, OPPONENTS 0-0.

PASSING	ATT	CMP	YDS	CMP%	YDS/ATT	TD	TD%	INT	INT%	LG	SKD-YDS	RAT
Andy Dalton.....	51	29	334	56.9	6.55	1	2.0	2	3.9	49	3-8	67.0
BENGALS.....	51	29	334	56.9	6.55	1	2.0	2	3.9	49	3-8	67.0
OPPONENTS.....	16	12	128	75.0	8.00	1	6.3	0	0.0	33	1-6	118.8

RUSHING	ATT	YDS	AVG	LG	TD
Giovani Bernard.....	12	45	3.8	12	0
BenJarvus Green-Ellis.....	8	42	5.3	12	0
Andy Dalton.....	5	26	5.2	12	0
BENGALS.....	25	113	4.5	12	0
OPPONENTS.....	40	196	4.9	58t	2

RECEIVING	REC	YDS	AVG	LG	TD
Marvin Jones.....	8	130	16.3	49	0
Giovani Bernard.....	7	73	10.4	17	0
Jermaine Gresham.....	7	64	9.1	13	1
A.J. Green.....	3	34	11.3	14	0
Andrew Hawkins.....	3	20	6.7	10	0
Mohamed Sanu.....	1	13	13.0	13	0
BENGALS.....	29	334	11.5	49	1
OPPONENTS.....	12	128	10.7	33	1

INTERCEPTIONS	NO	YDS	AVG	LG	TD
(none).....	0	0	—	—	0
BENGALS.....	0	0	—	—	0
OPPONENTS.....	2	33	16.5	30	0

PUNTING	NO	YDS	AVG	NET	TB	IN-20	LG	BLK.
Zoltan Mesko.....	3	118	39.3	32.7	1	2	50	0
BENGALS.....	3	118	39.3	32.7	1	2	50	0
OPPONENTS.....	6	259	43.2	42.2	0	2	51	0

PUNT RETURNS	NO	FC	YDS	AVG	LG	TD
Brandon Tate.....	3	3	6	2.0	12	0
BENGALS.....	3	3	6	2.0	12	0
OPPONENTS.....	0	2	0	—	—	0

KICKOFF RETURNS	NO	YDS	AVG	LG	TD
Brandon Tate.....	5	128	25.6	33	0
Cedric Peerman.....	1	23	23.0	23	0
BENGALS.....	6	151	25.2	33	0
OPPONENTS.....	1	23	23.0	23	0

FIELD GOALS	1-19	20-29	30-39	40-49	50+
Mike Nugent.....	0-0	0-0	0-0	1-1	0-0
BENGALS.....	0-0	0-0	0-0	1-1	0-0
OPPONENTS.....	0-0	2-2	0-0	0-0	0-0

Mike Nugent: (46G).

Opponents: (25G, 23G).

DEFENSE*	ST	AT	TT	SKS-YDS	INT-YDS	PD	FF	FR-YDS
Rey Mauluga.....	12	3	15	0-0	0-0	0	0	0-0
Brandon Thompson.....	5	3	8	0-0	0-0	0	0	0-0
Adam Jones.....	7	0	7	0-0	0-0	0	0	0-0
Vontaze Burfict.....	5	2	7	0-5.3	0-0	0	0	0-0
Domata Peko.....	4	2	6	0-0	0-0	0	0	0-0
Carlos Dunlap.....	4	1	5	0-0	0-0	0	0	0-0
Wallace Gilberry.....	3	2	5	0-0	0-0	0	0	0-0
Reggie Nelson.....	4	0	4	0-0	0-0	0	0	0-0
Michael Johnson.....	1	2	3	0-0	0-0	0	0	0-0
Chris Crocker.....	2	0	2	0-5.3	0-0	0	0	0-0
Dre Kirkpatrick.....	2	0	2	0-0	0-0	0	0	0-0
George Iloka.....	2	0	2	0-0	0-0	0	0	0-0
James Harrison.....	1	1	2	0-0	0-0	0	0	0-0

SPECIAL TEAMS*	ST	AT	TT	FF	FR-YDS	BP	BFG	BXP
Vincent Rey.....	1	0	1	0	0-0	0	0	0
Shawn Williams.....	0	1	1	0	0-0	0	0	0

\* NOTE: The defensive statistics above were compiled by Bengals coaches while reviewing game film. They may differ from the press box defensive statistics produced at the games.

# 2013 GAME-BY-GAME TEAM STATISTICS

## OFFENSE

DATE	OPPONENT	YDS	RUSH-YDS	PASS YDS	COMP-ATT	TD-P/INT	SKD-YDS	1D	3D-CONV	F-FL	POSS
Sept. 8	at Chicago	340	21-63	277	26-33	2/2	1-5	18	7-11	2-1	28:30
Sept. 16	PITTSBURGH	407	34-127	280	25-45	1/0	0-0	22	7-17	0-0	35:34
Sept. 22	GREEN BAY	297	24-82	215	20-28	2/1	4-20	19	4-11	5-3	28:09
Sept. 29	at Cleveland	266	20-63	203	23-42	0/1	2-3	16	4-14	2-1	28:51
Oct. 6	NEW ENGLAND	341	39-162	179	20-27	0/1	4-33	21	6-15	1-1	34:16
Oct. 13	at Buffalo	483	41-165	318	26-40	3/1	3-19	26	7-18	0-0	42:52
Oct. 20	at Detroit	421	18-57	364	24-34	3/0	1-8	18	4-10	1-0	25:29
Oct. 27	N.Y. JETS	402	25-79	323	19-30	5/1	1-2	20	6-11	2-0	26:43
Oct. 31	at Miami	465	35-163	302	32-53	0/3	5-36	28	10-20	1-1	40:02
Nov. 10	at Baltimore	364	31-120	244	24-51	2/3	5-30	21	5-19	1-0	37:58
Nov. 17	CLEVELAND	224	31-106	118	14-28	3/2	0-0	10	1-14	0-0	27:36
Nov. 24	— BYE —										
Dec. 1	at San Diego	354	38-164	190	14-23	1/1	0-0	19	6-12	1-1	29:40
Dec. 8	INDIANAPOLIS	430	35-155	275	24-35	3/0	0-0	28	6-12	0-0	37:45
Dec. 15	at Pittsburgh	279	22-57	222	25-44	2/0	1-8	19	4-14	2-1	28:24
Dec. 22	MINNESOTA	426	37-81	345	27-38	4/0	2-18	24	8-14	1-1	39:32
Dec. 29	BALTIMORE	392	30-111	281	21-36	2/4	0-0	21	7-13	1-0	33:57
2013 REG. SEASON TOTALS		5891	481-1755	4136	364-587	33/20	29-182	330	92-225	20-10	31:58
Jan. 5	SAN DIEGO	439	25-113	326	29-51	1/2	3-8	27	3-12	3-2	30:32
2013 POSTSEASON TOTALS		439	25-113	326	29-51	1/2	3-8	27	3-12	3-2	30:32

## DEFENSE

DATE	OPPONENT	YDS	RUSH-YDS	PASS YDS	COMP-ATT	TD-P/INT	SKD-YDS	1D	3D-CONV	F-FL	POSS
Sept. 8	at Chicago	323	28-81	242	21-33	2/1	0-0	17	6-14	0-0	31:30
Sept. 16	PITTSBURGH	278	16-44	234	20-37	1/1	2-17	14	3-12	1-1	24:26
Sept. 22	GREEN BAY	399	30-182	217	26-43	1/2	4-27	27	4-13	2-2	31:51
Sept. 29	at Cleveland	336	30-89	247	25-38	2/0	3-22	18	9-18	0-0	31:09
Oct. 6	NEW ENGLAND	248	18-82	166	18-38	0/1	4-31	15	1-12	4-1	25:44
Oct. 13	at Buffalo	322	32-130	192	19-32	2/0	5-24	20	8-17	1-1	25:24
Oct. 20	at Detroit	434	25-77	357	28-51	3/0	0-0	22	13-19	0-0	34:31
Oct. 27	N.Y. JETS	240	24-93	147	23-37	0/2	4-29	15	6-15	0-0	33:17
Oct. 31	at Miami	345	30-157	188	20-28	0/0	3-20	15	3-14	1-1	28:20
Nov. 10	at Baltimore	189	30-85	104	20-36	2/2	5-36	18	3-16	1-1	37:02
Nov. 17	CLEVELAND	330	19-102	228	27-56	1/3	4-20	15	4-18	2-1	32:24
Nov. 24	— BYE —										
Dec. 1	at San Diego	334	24-91	243	23-37	1/1	2-9	19	6-13	2-2	30:20
Dec. 8	INDIANAPOLIS	389	12-63	326	29-46	4/0	0-0	21	2-10	1-0	22:15
Dec. 15	at Pittsburgh	290	36-106	184	20-25	1/1	1-7	19	2-10	0-0	31:36
Dec. 22	MINNESOTA	209	17-115	94	13-27	1/3	4-20	10	0-9	1-1	20:28
Dec. 29	BALTIMORE	222	14-47	175	30-50	1/3	2-17	17	4-15	0-0	26:03
2013 REG. SEASON TOTALS		4888	385-1544	3344	362-614	22/20	43-279	282	74-225	16-11	28:02
Jan. 5	SAN DIEGO	318	40-196	122	12-16	1/0	1-6	16	4-12	0-0	29:28
2013 POSTSEASON TOTALS		318	40-196	122	12-16	1/0	1-6	16	4-12	0-0	29:28

# 2013 BEST PERFORMANCES

## REGULAR SEASON

### RUSHING YARDS

- 99 — Giovani Bernard, Dec. 8 vs. Indianapolis
- 92 — BenJarvus Green-Ellis, Dec. 1 at San Diego
- 86 — BenJarvus Green-Ellis, Oct. 13 at Buffalo

### RUSHING ATTEMPTS

- 22 — BenJarvus Green-Ellis, Sept. 16 vs. Pittsburgh
- 21 — BenJarvus Green-Ellis, Oct. 31 at Miami
- 20 — BenJarvus Green-Ellis, Dec. 1 at San Diego

### LONGEST RUSHES

- 35 — Giovani Bernard, Oct. 31 at Miami (TD)
- 34 — Marvin Jones, Oct. 13 at Buffalo
- 28 — Giovani Bernard, Oct. 6 vs. New England

### RECEPTIONS

- 11 — A.J. Green, Oct. 31 at Miami
- 9 — A.J. Green, Sept. 8 at Chicago
- 9 — A.J. Green, Dec. 15 at Pittsburgh

### RECEIVING YARDS

- 162 — A.J. Green, Sept. 8 at Chicago
- 155 — A.J. Green, Oct. 20 at Detroit
- 151 — A.J. Green, Nov. 10 at Baltimore

### PASSING YARDS

- 372 — Andy Dalton, Oct. 20 at Detroit
- 363 — Andy Dalton, Dec. 22 vs. Minnesota
- 338 — Andy Dalton, Oct. 31 at Miami

### PASS ATTEMPTS

- 53 — Andy Dalton, Oct. 31 at Miami
- 51 — Andy Dalton, Nov. 10 at Baltimore
- 45 — Andy Dalton, Sept. 16 vs. Pittsburgh

### PASS COMPLETIONS

- 32 — Andy Dalton, Oct. 31 at Miami
- 27 — Andy Dalton, Dec. 22 vs. Minnesota
- 26 — (two times)

### LONGEST PASSES

- 82 — Andy Dalton to A.J. Green, Oct. 20 at Detroit (TD)
- 61 — Andy Dalton to Tyler Eifert, Sept. 16 vs. Pittsburgh
- 54 — Andy Dalton to A.J. Green, Oct. 13 at Buffalo

### YARDS FROM SCRIMMAGE

- 162 — A.J. Green, Sept. 8 at Chicago
- 155 — A.J. Green, Oct. 20 at Detroit
- 151 — A.J. Green, Nov. 10 at Baltimore

### LONGEST KICKOFF RETURNS

- 71 — Brandon Tate, Oct. 27 vs. N.Y. Jets
- 52 — Brandon Tate, Dec. 15 at Pittsburgh
- 44 — Brandon Tate, Dec. 8 vs. Indianapolis

### LONGEST PUNT RETURNS

- 43 — Brandon Tate, Dec. 8 vs. Indianapolis
- 29 — Brandon Tate, Oct. 13 at Buffalo
- 27 — Adam Jones, Nov. 17 vs. Cleveland

### TOTAL TACKLES\*

- 18 — Vontaze Burfict, Nov. 17 vs. Cleveland
- 17 — Vontaze Burfict, Oct. 20 at Detroit
- 16 — Vontaze Burfict, Dec. 29 vs. Baltimore

### SOLO TACKLES\*

- 15 — Vontaze Burfict, Nov. 17 vs. Cleveland
- 13 — (three times)

\*NOTE: The defensive statistics above were compiled by Bengals coaches while reviewing game film and thus may differ from those listed in the statistics books produced at the games.

# 2013 STARTING LINEUPS

## OFFENSE

DATE	OPPONENT	WR	LOT	LG	C	RG	ROT	TE	TE	WR	QB	HB
Sept. 8	at Chicago	Sanu	Collins	Boling	Cook	Zeitler	An.Smith	Gresham	Eifert	Green	Dalton	Green-Ellis
Sept. 16	PITTSBURGH	Sanu	Whitworth	Boling	Cook	Zeitler	An.Smith	Gresham	Eifert	Green	Dalton	Green-Ellis
Sept. 22	GREEN BAY	Sanu	Whitworth	Boling	Cook	Zeitler	An.Smith	Gresham	Eifert	Green	Dalton	Green-Ellis
Sept. 29	at Cleveland	Sanu	Whitworth	Boling	Cook	Zeitler	An.Smith	Gresham	Eifert	Green	Dalton	Green-Ellis
Oct. 6	NEW ENGLAND	Sanu	Whitworth	Boling	Cook	Zeitler	An.Smith	Gresham	Eifert	Green	Dalton	Green-Ellis
Oct. 13	at Buffalo	Sanu	Whitworth	Boling	Cook	Zeitler	An.Smith	Gresham	Eifert	Green	Dalton	Green-Ellis
Oct. 20	at Detroit	Sanu	Whitworth	Boling	Cook	Zeitler	An.Smith	Gresham	Eifert	Green	Dalton	Green-Ellis
Oct. 27	N.Y. JETS	Sanu	Whitworth	Boling	Cook	Zeitler	An.Smith	Gresham	Eifert	Green	Dalton	Green-Ellis
Oct. 31	at Miami	Sanu	Collins	Boling	Cook	Zeitler	An.Smith	Gresham	Eifert	Green	Dalton	Green-Ellis
Nov. 10	at Baltimore	Sanu	Whitworth	Boling	Cook	Zeitler	An.Smith	Al.Smith	Eifert	Green	Dalton	Green-Ellis
Nov. 17	CLEVELAND	M.Jones	Whitworth	Boling	Cook	Pollak	An.Smith	Gresham	Eifert	Green	Dalton	Green-Ellis
Nov. 24	— BYE —											
Dec. 1	at San Diego	M.Jones	Whitworth	Boling	Cook	Pollak	Collins	Gresham	Eifert	Green	Dalton	Green-Ellis
Dec. 8	INDIANAPOLIS	Sanu	Collins	Whitworth	Cook	Pollak	An.Smith	Gresham	Eifert	Green	Dalton	Green-Ellis
Dec. 15	at Pittsburgh	Sanu	Collins	Whitworth	Cook	Pollak	An.Smith	Gresham	Eifert	Green	Dalton	Green-Ellis
Dec. 22	MINNESOTA	Sanu	Collins	Whitworth	Cook	Pollak	An.Smith	Gresham	Eifert	Green	Dalton	Green-Ellis
Dec. 29	BALTIMORE	Sanu	Collins	Whitworth	Cook	Zeitler	An.Smith	M.Jones(3rdWR)	Sanzenbacher(4thWR)	Green	Dalton	Green-Ellis
Jan. 5	SAN DIEGO	Sanu	Collins	Whitworth	Cook	Zeitler	An.Smith	Gresham	Charles(H-back)	Green	Dalton	Green-Ellis

## DEFENSE

DATE	OPPONENT	LDE	NT	DT	RDE	SLB	MLB	WLB	LCB	RCB	SS	FS
Sept. 8	at Chicago	Dunlap	Peko	Atkins	M.Johnson	Harrison	MauaLuga	Burfict	Newman	Hall	Iloka	Nelson
Sept. 16	PITTSBURGH	Dunlap	Peko	Atkins	M.Johnson	A.Jones(nickel)	MauaLuga(LB)	Burfict(LB)	Newman	Hall	Iloka	Nelson
Sept. 22	GREEN BAY	Dunlap	Peko	Atkins	M.Johnson	A.Jones(nickel)	MauaLuga(LB)	Burfict(LB)	Newman	Hall	Iloka	Nelson
Sept. 29	at Cleveland	Dunlap	Peko	Atkins	M.Johnson	Harrison	MauaLuga	Burfict	Newman	A.Jones	Iloka	Mays
Oct. 6	NEW ENGLAND	Dunlap	Peko	Atkins	Gilberry	Harrison	MauaLuga	Burfict	Newman	A.Jones	Iloka	Nelson
Oct. 13	at Buffalo	Dunlap	Peko	Atkins	M.Johnson	Harrison	MauaLuga	Burfict	Newman	Hall	Iloka	Nelson
Oct. 20	at Detroit	Dunlap	Peko	Atkins	M.Johnson	Crocker(nickel)	MauaLuga(LB)	Burfict(LB)	Newman	Hall	Iloka	Nelson
Oct. 27	N.Y. JETS	Dunlap	Peko	Atkins	M.Johnson	Harrison	MauaLuga	Burfict	Newman	A.Jones	Iloka	Nelson
Oct. 31	at Miami	Dunlap	Peko	Atkins	M.Johnson	Harrison	Rey	Burfict	Newman	A.Jones	Iloka	Nelson
Nov. 10	at Baltimore	Dunlap	Peko	Thompson	M.Johnson	Crocker(nickel)	Rey(LB)	Burfict(LB)	Newman	A.Jones	Iloka	Nelson
Nov. 17	CLEVELAND	Dunlap	Peko	Thompson	M.Johnson	Harrison	Rey	Burfict	Newman	A.Jones	Iloka	Nelson
Nov. 24	— BYE —											
Dec. 1	at San Diego	Gilberry	Peko	Thompson	M.Johnson	Harrison	MauaLuga	Burfict	Newman	A.Jones	Iloka	Nelson
Dec. 8	INDIANAPOLIS	Dunlap	Peko	Thompson	M.Johnson	Harrison	MauaLuga	Burfict	Newman	A.Jones	Iloka	Nelson
Dec. 15	at Pittsburgh	Dunlap	Peko	Thompson	M.Johnson	Harrison	MauaLuga	Burfict	Kirkpatrick	A.Jones	Iloka	Nelson
Dec. 22	MINNESOTA	Dunlap	Peko	Thompson	M.Johnson	Boley	MauaLuga	Burfict	Kirkpatrick	A.Jones	Iloka	Nelson
Dec. 29	BALTIMORE	Dunlap	Peko	Thompson	M.Johnson	Crocker(nickel)	MauaLuga(LB)	Burfict(LB)	Kirkpatrick	A.Jones	Iloka	Nelson
Jan. 5	SAN DIEGO	Dunlap	Peko	Thompson	M.Johnson	Crocker(nickel)	MauaLuga(LB)	Burfict(LB)	Kirkpatrick	A.Jones	Iloka	Nelson



# 2013 REGULAR-SEASON PARTICIPATION CHART

## LEGEND

(NOTE: Position designation indicates start.)	RF	— reserve/future list
P — played as a substitute	REX	— roster exemption
DNP — did not play	^	— reserve/injured player designated for return
IL — inactive list	*	— eligible to practice with a roster exemption
PS — practice squad	NWT	— not with team
	RPUP	— reserve/physically unable to perform list
	RNFI	— reserve/non-football injury list
	RNF-I	— reserve/non-football illness list
	RSBC	— reserve/suspended by commissioner list

NAME	Cin. G-S	1 @Chi.	2 PITT.	3 G.B.	4 @Cle.	5 N.E.	6 @Buff.	7 @Det.	8 NYJ	9 @Mia.	10 @Balt.	11 CLE.	12 @S.D.	13 IND.	14 @Pitt.	15 MINN.	16 BALT.
Adams, Kendrick.....	0-0	NWT	NWT	NWT	NWT	NWT	NWT	PS	NWT	NWT	NWT	NWT	NWT	NWT	NWT	NWT	NWT
Atkins, Geno.....	9-9	DT	DT	DT	DT	DT	DT	DT	DT	DT	RI	RI	RI	RI	RI	RI	RI
Bernard, Giovanni.....	16-0	P	P	P	P	P	P	P	P	P	P	P	P	P	P	P	P
Billukidi, Christo.....	2-0	NWT	NWT	NWT	NWT	NWT	NWT	NWT	NWT	NWT	NWT	NWT	IL	IL	IL	P	P
Black, Larry.....	0-0	RI	RI	RI	RI	RI	RI	RI	RI	RI	RI	RI	RI	RI	RI	RI	RI
Boley, Michael.....	10-1	NWT	NWT	NWT	NWT	P	P	P	P	IL	IL	P	P	P	P	SLB	P
Boling, Clint.....	12-12	LG	LG	LG	LG	LG	LG	LG	LG	LG	LG	LG	LG	RI	RI	RI	RI
Brock, Kevin.....	0-0	NWT	NWT	NWT	NWT	NWT	NWT	NWT	NWT	NWT	NWT	NWT	NWT	NWT	NWT	NWT	NWT
Burkitt, Vontaze.....	16-16	WLB	LB	LB	WLB	WLB	WLB	LB	WLB	WLB	WLB	WLB	WLB	WLB	WLB	WLB	LB
Burkhead, Rex.....	1-0	IL	IL	IL	IL	IL	IL	IL	IL	IL	IL	IL	IL	IL	IL	IL	IL
Charles, Orson.....	13-0	P	IL	P	P	P	P	P	P	P	P	P	P	IL	IL	P	P
Collins, Anthony.....	15-7	LOT	P	IL	P	P	P	P	P	LOT	P	P	ROT	LOT	LOT	LOT	LOT
Cook, Kyle.....	16-16	C	C	C	C	C	C	C	C	C	C	C	C	C	C	C	C
Crocker, Chris.....	12-3	NWT	NWT	NWT	P	P	P	nkIDB	P	P	nkIDB	IL	P	P	P	P	nkIDB
Dalton, Andy.....	16-16	QB	QB	QB	QB	QB	QB	QB	QB	QB	QB	QB	QB	QB	QB	QB	QB
DiManche, Jayson.....	16-0	P	P	P	P	P	P	P	P	P	P	P	P	P	P	P	P
Dunlap, Carlos.....	16-15	LDE	LDE	LDE	LDE	LDE	LDE	LDE	LDE	LDE	LDE	LDE	P	LDE	LDE	LDE	LDE
Dye, Tony.....	1-0	NWT	NWT	NWT	PS	PS	PS	PS	PS	PS	PS	PS	IL	IL	PS	PS	PS
Eifert, Tyler.....	15-15	TE	TE	TE	TE	TE	TE	TE	TE	TE	TE	TE	TE	TE	TE	TE	IL
Evans, DeQuin.....	0-0	RSBC	RSBC	RSBC	RSBC	RSBC	RSBC	RSBC	RSBC	PS	PS	NWT	NWT	NWT	NWT	NWT	NWT
Fragel, Reid.....	0-0	PS	PS	PS	PS	PS	PS	PS	PS	NWT	NWT	NWT	NWT	NWT	NWT	NWT	NWT
Geathers, Robert.....	2-0	P	P	RI	RI	RI	RI	RI	RI	RI	RI	RI	RI	RI	RI	RI	RI
Ghee, Brandon.....	10-0	IL	IL	IL	P	IL	IL	IL	P	P	P	P	P	P	P	P	P
Gilberry, Wallace.....	16-2	P	P	P	P	RDE	P	P	P	P	P	P	P	LDE	P	P	P
Green, A.J.....	16-16	WR	WR	WR	WR	WR	WR	WR	WR	WR	WR	WR	WR	WR	WR	WR	WR
Green-Ellis, BenJarvus.....	16-16	HB	HB	HB	HB	HB	HB	HB	HB	HB	HB	HB	HB	HB	HB	HB	HB
Gresham, Jermaine.....	14-14	TE	TE	TE	TE	TE	TE	TE	TE	TE	TE	TE	TE	TE	TE	TE	IL
Hall, Leon.....	5-5	RCB	RCB	RCB	IL	IL	RCB	RCB	IL	RI	RI	RI	RI	RI	RI	RI	RI
Hamilton, Cobi.....	0-0	PS	PS	PS	PS	PS	PS	PS	PS	PS	PS	PS	PS	PS	PS	PS	PS
Harris, Clark.....	16-0	P	P	P	P	P	P	P	P	P	P	P	P	P	P	P	P
Harrison, James.....	15-10	SLB	P	P	SLB	SLB	SLB	P	SLB	SLB	P	SLB	SLB	SLB	SLB	IL	P
Hawkins, Andrew.....	8-0	RI^	RI^	RI^	RI^	RI^	RI^	RI^	RI^	RI^	P	P	P	P	P	P	P
Hawkinson, Tanner.....	1-0	DNP	IL	DNP	IL	IL	IL	IL	IL	DNP	IL	IL	IL	DNP	IL	P	IL
Herron, Daniel.....	0-0	PS	PS	PS	PS	PS	NWT	NWT	NWT	NWT	NWT	NWT	NWT	NWT	NWT	NWT	NWT
Huber, Kevin.....	14-0	P	P	P	P	P	P	P	P	P	P	P	P	P	P	RI	RI
Hunt, Margus.....	10-0	IL	IL	IL	IL	P	IL	IL	P	P	P	P	P	P	P	P	P
Iloka, George.....	16-16	SS	SS	SS	SS	SS	SS	SS	SS	SS	SS	SS	SS	SS	SS	SS	SS
Johnson, Josh.....	2-0	DNP	DNP	DNP	DNP	DNP	DNP	DNP	P	DNP	DNP	DNP	DNP	DNP	DNP	P	DNP
Johnson, Michael.....	15-15	RDE	RDE	RDE	RDE	IL	RDE	RDE	RDE	RDE	RDE	RDE	RDE	RDE	RDE	RDE	RDE
Johnson, T.J.....	0-0	PS	PS	PS	PS	PS	PS	PS	PS	PS	PS	PS	PS	PS	PS	PS	PS
Joiner, Brandon.....	0-0	RI	RI	RI	RI	RI	RI	RI	RI	RI	RI	RI	RI	RI	RI	RI	RI
Jones, Adam.....	16-13	P	nkIDB	nkIDB	RCB	RCB	P	P	RCB	RCB	RCB	RCB	RCB	RCB	RCB	RCB	RCB
Jones, Marvin.....	16-3	P	P	P	P	P	P	P	P	P	P	WR	WR	P	P	P	3rdWR
King, David.....	0-0	NWT	NWT	NWT	NWT	NWT	NWT	NWT	PS	PS	PS	PS	PS	PS	PS	PS	PS
Kirkpatrick, Dre.....	14-3	P	P	IL	IL	P	P	P	P	P	P	P	P	P	LCB	LCB	LCB
Lamur, Emmanuel.....	0-0	RI	RI	RI	RI	RI	RI	RI	RI	RI	RI	RI	RI	RI	RI	RI	RI
Lewis-Harris, Chris.....	6-0	PS	PS	P	P	P	IL	IL	IL	IL	IL	NWT	PS	PS	P	P	P
Marsh, Curtis.....	2-0	NWT	NWT	P	P	NWT	NWT	NWT	NWT	NWT	NWT	NWT	NWT	NWT	NWT	NWT	NWT
Mauluga, Rey.....	13-13	MLB	LB	LB	MLB	MLB	MLB	LB	MLB	IL	IL	IL	MLB	MLB	MLB	MLB	LB
Mays, Taylor.....	8-1	P	P	P	FS	P	P	P	P	RI	RI	RI	RI	RI	RI	RI	RI
McCalebb, Onterio.....	0-0	PS	PS	PS	PS	PS	PS	PS	PS	PS	PS	PS	PS	PS	PS	PS	PS
McElroy, Greg.....	0-0	PS	PS	PS	PS	PS	PS	PS	PS	PS	PS	PS	PS	PS	PS	PS	PS
Mesko, Zoltan.....	0-0	NWT	NWT	NWT	NWT	NWT	NWT	NWT	NWT	NWT	NWT	NWT	NWT	NWT	NWT	NWT	NWT
Miles, Jeromy.....	1-0	P	NWT	NWT	NWT	NWT	NWT	NWT	NWT	NWT	NWT	NWT	NWT	NWT	NWT	NWT	NWT
Nelson, Reggie.....	15-15	FS	FS	FS	IL	FS	FS	FS	FS	FS	FS	FS	FS	FS	FS	FS	FS
Newman, Terence.....	13-13	LCB	LCB	LCB	LCB	LCB	LCB	LCB	LCB	LCB	LCB	LCB	LCB	LCB	IL	IL	IL
Nugent, Mike.....	16-0	P	P	P	P	P	P	P	P	P	P	P	P	P	P	P	P
Nwagbue, Ogemdi.....	0-0	NWT	NWT	NWT	NWT	NWT	NWT	NWT	NWT	NWT	NWT	NWT	NWT	NWT	NWT	NWT	NWT
Peerman, Cedric.....	16-0	P	P	P	P	P	P	P	P	P	P	P	P	P	P	P	P
Peko, Domata.....	16-16	NT	NT	NT	NT	NT	NT	NT	NT	NT	NT	NT	NT	NT	NT	NT	NT
Pollak, Mike.....	8-5	IL	IL	IL	IL	IL	IL	DNP	P	P	DNP	RG	RG	RG	RG	RG	P
Porter, Sean.....	0-0	RI	RI	RI	RI	RI	RI	RI	RI	RI	RI	RI	RI	RI	RI	RI	RI
Powell, Shawn.....	2-0	NWT	NWT	NWT	NWT	NWT	NWT	NWT	NWT	NWT	NWT	NWT	NWT	NWT	NWT	P	P
Pressley, Chris.....	0-0	RPUP	RPUP	RPUP	RPUP	RPUP	RPUP	RPUP	RPUP	RPUP	RPUP	RPUP	RPUP*	RPUP*	NWT	NWT	NWT
Randall, Kheeston.....	0-0	NWT	NWT	NWT	NWT	NWT	NWT	NWT	NWT	NWT	DNP	DNP	NWT	NWT	NWT	NWT	NWT
Rey, Vincent.....	16-3	P	P	P	P	P	P	P	P	MLB	MLB	P	P	P	P	P	P
Robinson, Trevor.....	6-0	DNP	DNP	DNP	DNP	DNP	DNP	IL	IL	IL	IL	P	P	P	P	P	P
Robinson, Zac.....	0-0	RPUP	RPUP	RPUP	RPUP	RPUP	RPUP	RPUP	RPUP	RPUP	RPUP	RPUP	RPUP*	RPUP*	RPUP	RPUP	RPUP
Roland, Dennis.....	5-0	P	P	P	NWT	NWT	NWT	NWT	NWT	NWT	NWT	NWT	NWT	NWT	IL	IL	P
Sanu, Mohamed.....	16-14	WR	WR	WR	WR	WR	WR	WR	WR	WR	WR	P	P	WR	WR	WR	WR
Sanzenbacher, Dane.....	10-1	IL	IL	P	P	P	P	P	P	P	P	P	IL	IL	IL	IL	4thWR
Schaffer, J.K.....	9-0	PS	P	PS	PS	PS	PS	PS	PS	P	P	P	P	P	P	P	P
Scott, Bernard.....	0-0	RPUP	RPUP	NWT	NWT	NWT	NWT	NWT	NWT	NWT	NWT	NWT	NWT	NWT	NWT	NWT	NWT
Smith, Alex.....	16-1	P	P	P	P	P	P	P	P	P	P	P	P	P	P	P	P
Smith, Andre.....	16-15	ROT	ROT	ROT	ROT	ROT	ROT	ROT	ROT	ROT	ROT	ROT	P	ROT	ROT	ROT	ROT
Still, Devon.....	10-0	P	P	P	P	P	P	P	IL	IL	IL	IL	P	P	P	IL	IL
Tate, Brandon.....	16-0	P	P	P	P	P	P	P	P	P	P	P	P	P	P	P	P
Taylor, Bruce.....	0-0	NWT	NWT	NWT	NWT	NWT	NWT	NWT	NWT	NWT	PS	PS	PS	PS	PS	PS	PS
Thompson, Brandon.....	16-7	P	P	P	P	P	P	P	P	P	DT	DT	DT	DT	DT	DT	DT
Wedige, Scott.....	0-0	NWT	NWT	NWT	NWT	NWT	NWT	NWT	NWT	NWT	NWT	NWT	NWT	PS	PS	PS	PS
Whalen, Ryan.....	4-0	IL	P	IL	P	IL	IL	IL	IL	P	P	IL	IL	IL	IL	IL	IL
Whiteside, Aston.....	0-0	NWT	NWT	NWT	NWT	NWT	NWT	NWT	NWT	NWT	NWT	PS	PS	NWT	NWT	NWT	NWT
Whitworth, Andrew.....	14-14	IL	LOT	LOT	LOT	LOT	LOT	LOT	LOT	IL	LOT	LOT	LOT	LG	LG	LG	LG
Williams, Shawn.....	16-0	P	P	P	P	P	P	P	P	P	P	P	P	P	P	P	P
Zeitler, Kevin.....	12-11	RG	RG	RG	RG	RG	RG	RG	RG	RG	RG	IL	IL	DNP	DNP	P	RG

# 2013 POSTSEASON PARTICIPATION CHART

## LEGEND

(NOTE: Position designation indicates start.)

P — played as a substitute  
DNP — did not play  
IL — inactive list  
PS — practice squad

RI — reserve/injured list  
RPUP — reserve/physically unable to perform list  
RNFI — reserve/non-football injury list  
RNF-I — reserve/non-football illness list  
RSBC — reserve/suspended by commissioner list

RF — reserve/future list  
REX — roster exemption  
^ — reserve/injured player designated for return  
\* — eligible to practice with a roster exemption  
NWT — not with team

NAME	Cin. G-S	1-5 S.D.	AFC Div.	AFC Chmp.	SB XLVIII
Adams, Kendrick.....	0-0	NWT	—	—	—
Atkins, Geno.....	0-0	RI	—	—	—
Bernard, Giovanni.....	1-0	P	—	—	—
Billukidi, Christo.....	1-0	P	—	—	—
Black, Larry.....	0-0	RI	—	—	—
Boley, Michael.....	1-0	P	—	—	—
Boling, Clint.....	0-0	RI	—	—	—
Brock, Kevin.....	0-0	IL	—	—	—
Burfict, Vontaze.....	1-1	LB	—	—	—
Burkhead, Rex.....	0-0	IL	—	—	—
Charles, Orson.....	1-1	H-B	—	—	—
Collins, Anthony.....	1-1	LOT	—	—	—
Cook, Kyle.....	1-1	C	—	—	—
Crocker, Chris.....	1-1	nkIDB	—	—	—
Dalton, Andy.....	1-1	QB	—	—	—
DiManche, Jayson.....	1-0	P	—	—	—
Dunlap, Carlos.....	1-1	LDE	—	—	—
Dye, Tony.....	0-0	PS	—	—	—
Eifert, Tyler.....	1-0	P	—	—	—
Evans, DeQuin.....	0-0	NWT	—	—	—
Fragel, Reid.....	0-0	NWT	—	—	—
Geathers, Robert.....	0-0	RI	—	—	—
Ghee, Brandon.....	1-0	P	—	—	—
Gilberry, Wallace.....	1-0	P	—	—	—
Green, A.J. ....	1-1	WR	—	—	—
Green-Ellis, BenJarvus.....	1-1	HB	—	—	—
Gresham, Jermaine.....	1-1	TE	—	—	—
Hall, Leon.....	0-0	RI	—	—	—
Hamilton, Cobi.....	0-0	PS	—	—	—
Harris, Clark.....	1-0	P	—	—	—
Harrison, James.....	1-0	P	—	—	—
Hawkins, Andrew.....	1-0	P	—	—	—
Hawkinson, Tanner.....	0-0	IL	—	—	—
Herron, Daniel.....	0-0	NWT	—	—	—
Huber, Kevin.....	0-0	RI	—	—	—
Hunt, Margus.....	1-0	P	—	—	—
Iloka, George.....	1-1	SS	—	—	—
Johnson, Josh.....	0-0	DNP	—	—	—
Johnson, Michael.....	1-1	RDE	—	—	—
Johnson, T.J. ....	0-0	PS	—	—	—
Joiner, Brandon.....	0-0	RI	—	—	—
Jones, Adam.....	1-1	RCB	—	—	—
Jones, Marvin.....	1-0	P	—	—	—
King, David.....	0-0	PS	—	—	—
Kirkpatrick, Dre.....	1-1	LCB	—	—	—
Lamur, Emmanuel.....	0-0	RI	—	—	—
Lewis-Harris, Chris.....	1-0	P	—	—	—
Marsh, Curtis.....	0-0	NWT	—	—	—
Mauluga, Rey.....	1-1	LB	—	—	—
Mays, Taylor.....	0-0	RI	—	—	—
McCalebb, Onterio.....	0-0	PS	—	—	—
McElroy, Greg.....	0-0	PS	—	—	—
Mesko, Zoltan.....	1-0	P	—	—	—
Miles, Jeromy.....	0-0	NWT	—	—	—
Nelson, Reggie.....	1-1	FS	—	—	—
Newman, Terence.....	0-0	IL	—	—	—
Nugent, Mike.....	1-0	P	—	—	—
Nwagbuo, Ogemdi.....	0-0	IL	—	—	—
Peerman, Cedric.....	1-0	P	—	—	—
Peko, Domata.....	1-1	NT	—	—	—
Pollak, Mike.....	1-0	P	—	—	—
Porter, Sean.....	0-0	RI	—	—	—
Powell, Shawn.....	0-0	NWT	—	—	—
Pressley, Chris.....	0-0	NWT	—	—	—
Randall, Kheeston.....	0-0	NWT	—	—	—
Rey, Vincent.....	1-0	P	—	—	—
Robinson, Trevor.....	0-0	DNP	—	—	—
Robinson, Zac.....	0-0	RPUP	—	—	—
Roland, Dennis.....	1-0	P	—	—	—
Sanu, Mohamed.....	1-1	WR	—	—	—
Sanzenbacher, Dane.....	0-0	IL	—	—	—
Schaffer, J.K. ....	1-0	P	—	—	—
Scott, Bernard.....	0-0	NWT	—	—	—
Smith, Alex.....	0-0	RI	—	—	—
Smith, Andre.....	1-1	ROT	—	—	—
Still, Devon.....	0-0	RI	—	—	—
Tate, Brandon.....	1-0	P	—	—	—
Taylor, Bruce.....	0-0	PS	—	—	—
Thompson, Brandon.....	1-1	DT	—	—	—
Wedige, Scott.....	0-0	PS	—	—	—
Whalen, Ryan.....	0-0	IL	—	—	—
Whiteside, Aston.....	0-0	NWT	—	—	—
Whitworth, Andrew.....	1-1	LG	—	—	—
Williams, Shawn.....	1-0	P	—	—	—
Zeitler, Kevin.....	1-1	RG	—	—	—

# 2013-14 TRANSACTIONS

(TRANSACTIONS FROM 6-19-12 THROUGH 6-12-13 ARE IN BENGALS 2013 MEDIA GUIDE)

June 12, 2013	— Waived S <b>Robert Sands</b> .		
July 10, 2013	— Terminated the contract of DE <b>Jamaal Anderson</b> .		
July 15, 2013	— Signed TE <b>Tyler Eifert</b> (D1).		
July 16, 2013	— Signed DE <b>Carlos Dunlap</b> * to a contract extension.		
July 22, 2013	— Terminated the contract of G <b>Travelle Wharton</b> .		
Aug. 1, 2013	— Signed WR <b>Jheranie Boyd</b> (FA); Acquired OT <b>Jason Weaver</b> on waivers from Tampa Bay.		
Aug. 2, 2013	— Signed DT <b>Vaughn Meatoga</b> (FA).		
Aug. 7, 2013	— Waived DT <b>Larry Black</b> (injured).		
Aug. 8, 2013	— DT <b>Larry Black</b> cleared waivers and reverted to the Reserve/Injured list.		
Aug. 10, 2013	— Signed G <b>Otis Hudson</b> (FA).		
Aug. 18, 2013	— Terminated the contract of LB <b>Aaron Maybin</b> ; Waived WR <b>Tyrone Goard</b> and CB <b>Troy Stoudemire</b> .		
Aug. 25, 2013	— Terminated the contract of TE <b>Richard Quinn</b> ; Waived WR <b>Jheranie Boyd</b> , CB <b>Terrence Brown</b> , LB <b>Jordan Campbell</b> , DT <b>Vaughn Meatoga</b> and K/P <b>Quinn Sharp</b> .		
Aug. 27, 2013	— Placed LB <b>Sean Porter</b> on the Reserve/Injured list; Placed FB <b>Chris Pressley</b> and QB <b>Zac Robinson</b> on the Reserve/Physically Unable to Perform list; Waived G <b>Otis Hudson</b> , LB <b>Brandon Joiner</b> (injured) and OT <b>Jason Weaver</b> .		
Aug. 28, 2013	— LB <b>Brandon Joiner</b> cleared waivers and reverted to the Reserve/Injured list.		
Aug. 30, 2013	— Placed DE <b>DeQuin Evans</b> on the Reserve/Suspended by Commissioner list.		
Aug. 31, 2013	— Placed HB <b>Bernard Scott</b> on the Reserve/Physically Unable to Perform list; Placed LB <b>Emmanuel Lamur</b> on the Reserve/Injured list; Terminated the contract of OT <b>Dennis Roland</b> ; Waived the following 18 players: FB <b>John Conner</b> , TE/LS <b>Bryce Davis</b> , S <b>Tony Dye</b> , OT <b>Reid Fragel</b> , WR <b>Cobi Hamilton</b> , HB <b>Daniel Herron</b> , C <b>T.J. Johnson</b> , CB <b>Chris Lewis-Harris</b> , CB <b>Onterio McCalebb</b> , DE <b>Dontay Moch</b> , CB <b>Shaun Prater</b> , WR <b>Taveon Rogers</b> , WR <b>Roy Roundtree</b> , LB <b>J.K. Schaffer</b> , QB <b>John Skelton</b> , DT <b>Terrence Stephens</b> , G <b>John Sullen</b> and LB <b>Bruce Taylor</b> .		
Sept. 1, 2013	— Signed the following seven players to the Practice Squad: OT <b>Reid Fragel</b> , WR <b>Cobi Hamilton</b> , HB <b>Daniel Herron</b> , C <b>T.J. Johnson</b> , CB <b>Chris Lewis-Harris</b> , CB <b>Onterio McCalebb</b> and LB <b>J.K. Schaffer</b> .		
Sept. 2, 2013	— Signed DT <b>Geno Atkins</b> * to a contract extension.		
Sept. 4, 2013	— Placed WR <b>Andrew Hawkins</b> on the Reserve/Injured list (designated for possible return); Re-signed OT <b>Dennis Roland</b> (FA); Signed QB <b>Greg McElroy</b> (FA) to the Practice Squad.		
Sept. 16, 2013	— Signed LB <b>J.K. Schaffer</b> from the Practice Squad; Waived S <b>Jeromy Miles</b> .		
Sept. 17, 2013	— Terminated the contract of HB <b>Bernard Scott</b> (Reserve/Physically Unable to Perform list).		
Sept. 18, 2013	— Re-signed S <b>Jeromy Miles</b> (FA); Signed CB <b>Curtis Marsh</b> (FA); Placed DE <b>Robert Geathers</b> on the Reserve/Injured list; Waived LB <b>J.K. Schaffer</b> .		
Sept. 19, 2013	— Signed LB <b>J.K. Schaffer</b> to the Practice Squad.		
Sept. 21, 2013	— Signed CB <b>Chris Lewis-Harris</b> from Practice Squad; Waived S <b>Jeromy Miles</b> .		
Sept. 24, 2013	— Signed S <b>Tony Dye</b> to the Practice Squad.		
Sept. 25, 2013	— Signed S <b>Chris Crocker</b> ; Terminated the contract of OT <b>Dennis Roland</b> .		
Oct. 1, 2013	— Signed LB <b>Michael Boley</b> (FA); Waived CB <b>Curtis Marsh</b> .		
Oct. 9, 2013	— HB <b>Daniel Herron</b> (Practice Squad) signed with Indianapolis.		
Oct. 15, 2013	— Signed DE <b>Kendrick Adams</b> (FA) to the Practice Squad.		
Oct. 22, 2013	— Signed DE <b>David King</b> (FA) to the Practice Squad; Released DE <b>Kendrick Adams</b> from the Practice Squad.		
Oct. 23, 2013	— WR <b>Andrew Hawkins</b> (Reserve/Injured; designated for possible return) returned to practice on a roster exemption.		
Oct. 28, 2013	— The suspension of DE <b>DeQuin Evans</b> (Reserve/Suspended by Commissioner list) expired and he was granted		
			permission to participate in team activities with a roster exemption of up to one week.
Oct. 29, 2013	— Signed LB <b>J.K. Schaffer</b> from the Practice Squad; Placed CB <b>Leon Hall</b> on the Reserve/Injured list; Waived DE <b>DeQuin Evans</b> .		
Oct. 30, 2013	— Placed S <b>Taylor Mays</b> on the Reserve/Injured list; OT <b>Reid Fragel</b> (Practice Squad) signed with Cleveland.		
Oct. 31, 2013	— Activated WR <b>Andrew Hawkins</b> (Reserve/Injured; designated for possible return) to the 53-player roster; Signed DE <b>DeQuin Evans</b> (FA) to the Practice Squad.		
Nov. 4, 2013	— Placed DT <b>Geno Atkins</b> on the Reserve/Injured list; Signed LB <b>Bruce Taylor</b> (FA) to the Practice Squad.		
Nov. 5, 2013	— Signed DT <b>Kheeston Randall</b> (FA).		
Nov. 11, 2013	— Signed DE <b>Aston Whiteside</b> to the Practice Squad; Released DE <b>DeQuin Evans</b> from the Practice Squad.		
Nov. 16, 2013	— Signed S <b>Tony Dye</b> from the Practice Squad; Waived CB <b>Chris Lewis-Harris</b> .		
Nov. 19, 2013	— Signed CB <b>Chris Lewis-Harris</b> to the Practice Squad; Announced that FB <b>Chris Pressley</b> and QB <b>Zac Robinson</b> (Reserve/Physically Unable to Perform list) were eligible to return to practice on roster exemptions.		
Nov. 20, 2013	— Signed DT <b>Christo Bilukidi</b> (FA); Waived DT <b>Kheeston Randall</b> .		
Dec. 3, 2013	— Signed OT <b>Dennis Roland</b> (FA); Placed G <b>Clint Boling</b> on the Reserve/Injured list; Signed C <b>Scott Wedge</b> to the Practice Squad; Released DE <b>Aston Whiteside</b> from the Practice Squad.		
Dec. 10, 2013	— Announced that QB <b>Zac Robinson</b> would not be activated from the Reserve/Physically Unable to Perform list; Waived FB <b>Chris Pressley</b> from the Reserve/Physically Unable to Perform list.		
Dec. 12, 2013	— Signed CB <b>Chris Lewis-Harris</b> from the Practice Squad; Waived S <b>Tony Dye</b> .		
Dec. 13, 2013	— Signed S <b>Tony Dye</b> to the Practice Squad.		
Dec. 17, 2013	— Signed P <b>Shawn Powell</b> (FA); Placed P <b>Kevin Huber</b> on the Reserve/Injured list.		
Dec. 30, 2013	— Signed DT <b>Ogemdi Nwagbuo</b> (FA); Placed TE <b>Alex Smith</b> and DT <b>Devon Still</b> on the Reserve/Injured list; Signed CB <b>Brandon Burton</b> and DT <b>Zach Minter</b> to the Reserve/Future list.		
Dec. 31, 2013	— Signed TE <b>Kevin Brock</b> (FA) and P <b>Zoltan Mesko</b> (FA); Waived P <b>Shawn Powell</b> ; Signed K <b>Quinn Sharp</b> to the Reserve/Future list.		
Jan. 6, 2014	— Signed the following six Practice Squad players to the Reserve/Future list: WR <b>Cobi Hamilton</b> , C <b>T.J. Johnson</b> , DE <b>David King</b> , CB <b>Onterio McCalebb</b> , LB <b>Bruce Taylor</b> and C <b>Scott Wedge</b> .		
Jan. 7, 2014	— Signed QB <b>Greg McElroy</b> to the Reserve/Future list.		
Jan. 9, 2014	— Assistant coach <b>Hue Jackson</b> named offensive coordinator; Offensive coordinator <b>Jay Gruden</b> named Washington head coach.		
Jan. 12, 2014	— The Practice Squad contract for S <b>Tony Dye</b> expired.		
Jan. 15, 2014	— Defensive coordinator <b>Mike Zimmer</b> named Minnesota head coach.		
Jan. 16, 2014	— Assistant coach <b>Paul Guenther</b> named defensive coordinator.		
Jan. 18, 2014	— <b>Matt Burke</b> named linebackers coach.		
Jan. 21, 2014	— <b>Vance Joseph</b> named defensive backs coach.		
Jan. 23, 2014	— <b>Brian Braswell</b> named Offensive Assistant/Quality Control coach.		
Feb. 6, 2014	— Assistant coach <b>Adam Zimmer</b> named Minnesota linebackers coach.		
March 5, 2014	— Announced that tender offers were made to the following three potential restricted free agents: WR <b>Andrew Hawkins</b> , LB <b>Vincent Rey</b> and WR <b>Dane Sanzenbacher</b> .		
March 11, 2014	— Signed potential unrestricted free agent WR <b>Brandon Tate</b> ; Terminated the contract of C <b>Kyle Cook</b> ; With the beginning of the new league year, the free agency signing period began; The following 10 players became unrestricted free		

agents: LB <b>Michael Boley</b> , OT <b>Anthony Collins</b> , S <b>Chris Crocker</b> , CB <b>Brandon Ghee</b> , DE <b>Michael Johnson</b> , S <b>Taylor Mays</b> , P <b>Zoltan Mesko</b> , G <b>Mike Pollak</b> , OT <b>Dennis Roland</b> and TE <b>Alex Smith</b> ; The following three players became restricted free agents: WR <b>Andrew Hawkins</b> , LB <b>Vincent Rey</b> and WR <b>Dane Sanzenbacher</b> ; Signed G <b>Mike Pollak</b> (UFA-Cin.); DE <b>Michael Johnson</b> (UFA-Cin.) signed with Tampa Bay.	
March 13, 2014	— Terminated the contract of LB <b>James Harrison</b> ; OT <b>Anthony Collins</b> (UFA-Cin.) signed with Tampa Bay; CB <b>Brandon Ghee</b> (UFA-Cin.) signed with San Diego; WR <b>Andrew Hawkins</b> (RFA-Cin.) signed an offer sheet with Cleveland.
March 14, 2014	— Acquired DE <b>Dontay Moch</b> on waivers from Arizona.
March 15, 2014	— Re-signed LB <b>Vincent Rey</b> (RFA-Cin.).
March 17, 2014	— Re-signed S <b>Taylor Mays</b> (UFA-Cin.).
March 18, 2014	— Announced that the team would not exercise its right of first refusal for the Cleveland offer sheet signed by WR <b>Andrew Hawkins</b> (RFA-Cin.).
March 20, 2014	— Signed QB <b>Jason Campbell</b> (FA).
March 21, 2014	— Waived QB <b>Greg McElroy</b> ; Signed OT <b>Marshall Newhouse</b> (UFA-G.B.).
March 24, 2014	— Signed CB <b>R.J. Stanford</b> (FA).
March 27, 2014	— Signed DT <b>Domata Peko</b> * to a contract extension.
April 3, 2014	— Signed S <b>Danieal Manning</b> (FA).
April 7, 2014	— <b>Marcus Lewis</b> named defensive assistant/quality control coach.
April 8, 2014	— Re-signed WR <b>Dane Sanzenbacher</b> (RFA-Cin.).
April 11, 2014	— Signed DE <b>Sam Montgomery</b> (FA).
April 16, 2014	— Signed P <b>T.J. Conley</b> (FA).
April 21, 2014	— Exercised option to extend the contract of WR <b>A.J. Green</b> by one year through 2015.
April 28, 2014	— Waived C <b>Scott Wedge</b> .
May 2, 2014	— Waived QB <b>Zac Robinson</b> (failed physical).
May 8, 2014	— Selected one player in the annual NFL draft: CB <b>Darqueze Dennard</b> of Michigan State in Round 1 (24th overall).
May 9, 2014	— Selected two players in the annual NFL draft: HB <b>Jeremy Hill</b> of Louisiana State in Round 2 (55th overall) and DE <b>Will Clarke</b> of West Virginia in Round 3 (88th).
May 10, 2014	— Traded the No. 123rd selection in Round 4 and the 199th selection in Round 6 of the 2014 NFL draft to Seattle for the 111th selection; Selected five players in the annual NFL draft: C <b>Russell Bodine</b> of North Carolina in Round 4 (111th overall), QB <b>A.J. McCarron</b> of Alabama in Round 5 (164th), LB <b>Marquis Flowers</b> of Arizona in Round 6 (212th), WR <b>James Wright</b> of Louisiana State in Round 7 (239th) and CB <b>Lavelle Westbrook</b> of Georgia Southern in Round 7 (252nd).
May 12, 2014	— Signed the following 10 college free agents: LB <b>James Davidson</b> (CFA-Texas-El Paso), OT <b>Curtis Feigt</b> (CFA-West Virginia), G <b>Dan France</b> (CFA-Michigan State), TE/FB <b>Ryan Hewitt</b> (CFA-Stanford), G <b>Trey Hopkins</b> (CFA-Texas), S <b>Isaiah Lewis</b> (CFA-Michigan State), WR <b>Colin Lockett</b> (CFA-San Diego State), WR <b>Alex Neutz</b> (CFA-Buffalo), FB <b>Nikita Whitlock</b> (CFA-Wake Forest) and HB <b>James Wilder Jr.</b> (CFA-Florida State); Terminated the contract of QB <b>Josh Johnson</b> .
May 13, 2014	— Signed HB <b>Jeff Scott</b> (CFA-Mississippi).
May 16, 2014	— Acquired QB <b>Matt Scott</b> on waivers from Jacksonville.
May 21, 2014	— Signed LB <b>Marquis Flowers</b> (D6) and WR <b>James Wright</b> (D7a).
May 22, 2014	— Signed QB <b>A.J. McCarron</b> (D5) and CB <b>Lavelle Westbrook</b> (D7b).
May 23, 2014	— Signed C <b>Russell Bodine</b> (D4).
May 27, 2014	— Signed HB <b>Jeremy Hill</b> (D2) and DE <b>Will Clarke</b> (D3).
May 30, 2014	— Waived DT <b>Ogemdi Nwagbuo</b> (non-football illness).
June 3, 2014	— Signed OT <b>Chandler Burden</b> (FA).
June 5, 2014	— Acquired WR <b>Jasper Collins</b> on waivers from Pittsburgh.
June 10, 2014	— Re-signed TE <b>Alex Smith</b> (UFA-Cin.).
June 11, 2014	— Signed OT <b>Will Svitek</b> (FA) and CB <b>Victor Hampton</b> (CFA-South Carolina); Waived CB <b>Brandon Burton</b> and LB <b>Bruce Taylor</b> .
June 12, 2014	— Signed CB <b>Darqueze Dennard</b> (D1).
June 18, 2014	— Waived HB <b>Jeff Scott</b> .

\* NOTE: Signed a new contract before finishing the final season(s) of existing contract.

# 2013 GAME SUMMARIES

## WEEK 1, GAME 1

### Chicago Bears 24, Cincinnati Bengals 21 Sunday, Sept. 8, 2013 at Soldier Field

The Bengals were on the wrong end of the seesaw at the conclusion of their season opener. Cincinnati rose to a 21-10 third-quarter lead after trailing 7-0, but the Bears came back to get the last two scores on TD drives of 80 yards in the third quarter and 81 yards in the fourth. The Bengals lost after leading through three quarters for only the 13th time in 75 opponent opportunities under head coach Marvin Lewis. The Bengals were burdened by a minus-two turnover differential. Bengals WR A.J. Green had nine receptions for 162 yards and two TDs, and he also drew a 34-yard pass interference penalty. His yardage total was the highest in Bengals history for a receiver in a season opener. Bengals QB Andy Dalton posted a 97.2 passer rating, and would have topped 100 had one well-thrown ball not been deflected off Green's hands for a Chicago INT.

SCORE BY PERIODS	1	2	3	4	OT	PTS.
Cincinnati.....	7	7	7	0	—	21
Chicago.....	7	3	7	7	—	24

TEAM — SCORING PLAY	QTR.-LEFT
Chi. — M.Bennett 8 pass from J.Cutler (R.Gould kick).....	1-9:52
Cin. — A.Green 2 pass from A.Dalton (M.Nugent kick).....	1-2:34
Cin. — A.Green 45 pass from A.Dalton (M.Nugent kick).....	2-2:53
Chi. — R.Gould 58 field goal.....	2-0:11
Cin. — B.Green-Ellis 5 run (M.Nugent kick).....	3-7:52
Chi. — M.Forte 1 run (R.Gould kick).....	3-3:22
Chi. — B.Marshall 19 pass from J.Cutler (R.Gould kick).....	4-7:58

Missed FGs: None. Attendance: 62,213. Time: 2:54.

TEAM STATISTICS	CIN.	CHI.
First downs.....	18	17
Third down conversions-attempts.....	7-11	6-14
Total net yards.....	340	323
Net yards rushing.....	63	81
Net yards passing.....	277	242
Pass attempts-completions-interceptions.....	33-26-2	33-21-1
Sacks against-yards lost.....	1-5	0-0
Punts-average.....	4-48.3	5-46.4
Punt returns-yards.....	1-13	2-1
Kickoff returns-yards.....	0-0	1-31
Penalties-yards.....	8-84	4-59
Fumbles-lost.....	2-1	0-0
Time of possession.....	28:30	31:30

RUSHING									
CIN.	ATT	YDS	LG	TD	CHI.	ATT	YDS	LG	TD
B.Green-Ellis	14	25	10	1	M.Forte	19	50	9	1
G.Bernard	4	22	7	0	J.Cutler	3	16	18	0
M.Jones	1	14	14	0	M.Bush	6	15	7	0
A.Dalton	2	2	3	0					
TOTALS	21	63	14	1	TOTALS	28	81	18	1

PASSING									
CIN.	ATT	CMP	YDS	TD-I	CHI.	ATT	CMP	YDS	TD-I
A.Dalton	33	26	282	2-2	J.Cutler	33	21	242	2-1
TOTALS	33	26	282	2-2	TOTALS	33	21	242	2-1

RECEIVING									
CIN.	NO	YDS	LG	TD	CHI.	NO	YDS	LG	TD
A.Green	9	162	45t	2	B.Marshall	8	104	38	1
T.Elifert	5	47	17	0	A.Jeffery	5	42	18	0
J.Gresham	5	35	12	0	M.Forte	4	41	24	0
M.Sanu	4	19	8	0	M.Bennett	3	49	30	1
G.Bernard	1	8	8	0	E.Bennett	1	6	5	0
M.Jones	1	7	7	0					
B.Green-Ellis	1	4	4	0					
TOTALS	26	282	45t	2	TOTALS	21	242	38	2

DEFENSE									
Cincinnati (coaches' stats) — ST-AT-TT: V.Burfict 8-6-14, R.Mauluga 6-3-9, L.Hall 6-1-7, M.Johnson 2-3-5, G.Iloka 3-1-4, T.Newman 3-1-4, A.Jones 3-0-3, J.Harrison 2-1-3, T.Mays 2-1-3, G.Atkins 1-2-3, C.Dunlap 1-2-3, D.Peko 2-0-2, R.Nelson 1-0-1, B.Thompson 1-0-1, R.Geathers 0-1-1. SKS-YDS.: None. INT-YDS.: V.Burfict 1-12. PD: L.Hall 2, V.Burfict 1, C.Dunlap 1, D.Still 1. FF: None. FR-YDS.: None.									
Chicago (press box stats) — ST-AT-TT: T.Jennings 6-2-8, C.Tillman 5-2-7, L.Briggs 4-3-7, M.Wright 3-4-7, S.Paea 2-5-7, Ja.Anderson 3-2-5, I.Frey 3-1-4, S.McClellin 1-3-4, D.Williams 1-2-3, C.Wootton 0-2-2, C.Conte 1-0-1, N.Collins 0-1-1, H.Melton 0-1-1. SKS-YDS.: S.McClellin 0.5-2.5, S.Paea 0.5-2.5. INT-YDS.: C.Tillman 2-41. PD: Ja.Anderson 2, C.Tillman 2, L.Briggs 1. FF: T.Jennings 2. FR-YDS.: T.Jennings 1-0.									

## WEEK 2, GAME 2

### Cincinnati Bengals 20, Pittsburgh Steelers 10 Monday night, Sept. 16, 2013 at Paul Brown Stadium

The Bengals emerged from an unsteady first half and rolled from a 10-10 intermission tie to a convincing win over the Steelers. During the third quarter and the early fourth quarter, while the Bengals were going from the 10-10 tie to their 20-10 lead, they gained 168 offensive yards while holding the Steelers to a net of minus-two. Rookie HB Giovani Bernard scored both Cincinnati TDs, on a seven-yard run in the first quarter and on a 27-yard reception in the third period. The Cincinnati defense, led by LBs Rey Mauluga (12 tackles) and Vontaze Burfict (11), held the Steelers to 44 rushing yards, Pittsburgh's lowest total against the Bengals since 26 on Sept. 19, 1982. The Bengals improved to 1-1, while the Steelers fell to 0-2.

SCORE BY PERIODS	1	2	3	4	OT	PTS.
Pittsburgh.....	3	7	0	0	—	10
Cincinnati.....	7	3	7	3	—	20

TEAM — SCORING PLAY	QTR.-LEFT
Pitt. — S.Suisham 44 field goal.....	1-10:42
Cin. — G.Bernard 7 run (M.Nugent kick).....	1-0:57
Cin. — M.Nugent 41 field goal.....	2-13:16
Pitt. — D.Moye 1 pass from B.Roethlisberger (S.Suisham kick).....	2-1:54
Cin. — G.Bernard 27 pass from A.Dalton (M.Nugent kick).....	3-6:08
Cin. — M.Nugent 25 field goal.....	4-7:51

Missed FGs: None. Attendance: 64,585. Time: 3:09.

TEAM STATISTICS	PITT.	CIN.
First downs.....	14	22
Third down conversions-attempts.....	3-12	7-17
Total net yards.....	278	407
Net yards rushing.....	44	127
Net yards passing.....	234	280
Pass attempts-completions-interceptions.....	37-20-1	45-25-0
Sacks against-yards lost.....	2-17	0-0
Punts-average.....	7-46.6	7-46.6
Punt returns-yards.....	2-37	5-27
Kickoff returns-yards.....	2-54	1-17
Penalties-yards.....	3-29	9-84
Fumbles-lost.....	1-1	0-0
Time of possession.....	24:26	35:34

RUSHING									
PITT.	ATT	YDS	LG	TD	CIN.	ATT	YDS	LG	TD
F.Jones	10	37	14	0	B.Green-Ellis	22	75	14	0
B.Roethlisberger	1	6	6	0	G.Bernard	8	38	8	1
I.Redman	3	4	2	0	A.Dalton	3	10	4	0
J.Dwyer	1	2	2	0	M.Sanu	1	4	4	0
J.Cotchery	1	-5	-5	0					
TOTALS	16	44	14	0	TOTALS	34	127	14	1

PASSING									
PITT.	ATT	CMP	YDS	TD-I	CIN.	ATT	CMP	YDS	TD-I
B.Roethlisberger	37	20	251	1-1	A.Dalton	45	25	280	1-0
TOTALS	37	20	251	1-1	TOTALS	45	25	280	1-0

RECEIVING									
PITT.	NO	YDS	LG	TD	CIN.	NO	YDS	LG	TD
A.Brown	6	57	18	0	J.Gresham	6	66	26	0
E.Sanders	5	78	43	0	A.Green	6	41	10	0
J.Cotchery	3	59	31	0	M.Sanu	5	40	14	0
D.Paulson	3	49	34	0	T.Elifert	3	66	61	0
I.Redman	2	7	6	0	M.Jones	3	35	16	0
D.Moye	1	1	1t	1	G.Bernard	1	27	27t	1
					B.Green-Ellis	1	5	5	0
TOTALS	20	251	43	1	TOTALS	25	280	61	1

DEFENSE									
Pittsburgh (press box stats) — ST-AT-TT: T.Polamalu 4-5-9, L.Timmons 4-4-8, R.Clark 4-3-7, V.Williams 4-3-7, J.Jones 6-0-6, I.Taylor 6-0-6, E.Hood 4-2-6, W.Gay 4-1-5, S.Thomas 3-1-4, K.Wilson 2-2-4, L.Woodley 2-1-3, B.Keisel 1-2-3, S.McLendon 0-2-2, J.Worlds 0-1-1. SKS-YDS.: None. INT-YDS.: None. PD: C.Heyward 1, B.Keisel 1, T.Polamalu 1, I.Taylor 1. FF: None. FR-YDS.: None.									
Cincinnati (coaches' stats) — ST-AT-TT: R.Mauluga 8-4-12, V.Burfict 5-6-11, T.Newman 5-1-6, A.Jones 5-0-5, L.Hall 2-3-5, W.Gilberry 1-2-3, G.Iloka 1-2-3, C.Dunlap 1-1-2, M.Johnson 1-1-2, T.Mays 1-1-2, D.Peko 1-1-2, B.Thompson 0-2-2. SKS-YDS.: G.Atkins 1-11, C.Dunlap 0.5-3, D.Peko 0.5-3. INT-YDS.: R.Nelson 1-0. PD: T.Newman 2, L.Hall 1, R.Nelson 1. FF: A.Jones 1. FR-YDS.: A.Jones 1-0.									



## WEEK 3, GAME 3

Cincinnati Bengals 34, Green Bay Packers 30  
Sunday, Sept. 22, 2013 at Paul Brown Stadium

In one of the wilder games of the Bengals' 46-season annals, Cincinnati led 14-0, fell behind 30-14, only to come back for a four-point win. Cincinnati became the first NFL team since Dallas in 1999 (at Washington) to give up 30 or more unanswered points in a contest and win. The Packers appeared close to holding on for a victory near the four-minute mark of the fourth quarter, when they led 30-27 and gained an apparent first down at the Cincinnati 29-yard line. But Bengals head coach Marvin Lewis challenged the play, and a reversal put Green Bay facing fourth-and-one at the 30. On fourth-and-one, not only was RB Johnathan Franklin stopped for no gain by DE Michael Johnson, Johnson forced a fumble that S Reggie Nelson returned six yards to the 35. Then Nelson fumbled, hit by TE Andrew Quarless, but Bengals CB Terence Newman recovered at the Cincinnati 42 and ran 58 yards untouched to the end zone. The Packers drove to a first down at the Cincinnati 25 with 1:40 remaining, but Packers QB Aaron Rodgers managed only a five-yard completion and three incompletions on the next four plays. The Bengals improved to 2-1, while Green Bay fell to 1-2.

SCORE BY PERIODS	1	2	3	4	OT	PTS.
Green Bay .....	0	16	14	0	—	30
Cincinnati .....	14	0	7	13	—	34

TEAM — SCORING PLAY		QTR.-LEFT
Cin. — G. Bernard 3 run (M. Nugent kick) .....	1-9:20	
Cin. — B. Green-Ellis 2 run (M. Nugent kick) .....	1-9:08	
G.B. — M. Crosby 41 field goal .....	1-14:57	
G.B. — M. Jennings 24 fumble return (M. Crosby kick) .....	2-11:22	
G.B. — M. Crosby 19 field goal .....	2-6:32	
G.B. — M. Crosby 26 field goal .....	2-0:00	
G.B. — J. Franklin 2 run (M. Crosby kick) .....	3-11:40	
G.B. — J. Jones 7 pass from A. Rodgers (M. Crosby kick) .....	3-5:30	
Cin. — A. Green 20 pass from A. Dalton (M. Nugent kick) .....	3-3:50	
Cin. — M. Jones 11 pass from A. Dalton (kick blocked) .....	4-10:55	
Cin. — T. Newman 58 own fumble return (M. Nugent kick) .....	4-3:47	

Missed FGs: M. Nugent (52WL). Attendance: 64,633. Time: 3:17.

TEAM STATISTICS		G.B.	CIN.
First downs .....	27	19	
Third down conversions-attempts .....	4-13	4-11	
Total net yards .....	399	297	
Net yards rushing .....	182	82	
Net yards passing .....	217	215	
Pass attempts-completions-interceptions .....	43-26-2	28-20-1	
Sacks against-yards lost .....	4-27	4-20	
Punts-average .....	3-43.3	3-43.7	
Punt returns-yards .....	0-0	0-0	
Kickoff returns-yards .....	2-21	4-111	
Penalties-yards .....	4-55	5-43	
Fumbles-lost .....	2-2	5-3	
Time of possession .....	31:51	28:09	

RUSHING									
G.B.	ATT	YDS	LG	TD	CIN.	ATT	YDS	LG	TD
J. Franklin	13	103	51	1	G. Bernard	10	50	17	1
J. Starks	14	55	13	0	B. Green-Ellis	10	29	10	1
A. Rodgers	3	24	18	0	A. Dalton	4	3	4	0
TOTALS	30	182	51	1	TOTALS	24	82	17	2

PASSING									
G.B.	ATT	CMP	YDS	TD-I	CIN.	ATT	CMP	YDS	TD-I
A. Rodgers	43	26	244	1-2	A. Dalton	28	20	235	2-1
TOTALS	43	26	244	1-2	TOTALS	28	20	235	2-1

RECEIVING									
G.B.	NO	YDS	LG	TD	CIN.	NO	YDS	LG	TD
J. Nelson	8	93	30	0	M. Sanu	4	68	32	0
R. Cobb	5	54	26	0	G. Bernard	4	49	31	0
J. Jones	4	34	13	1	A. Green	4	46	20t	1
J. Franklin	3	23	10	0	J. Gresham	4	27	11	0
A. Quarless	3	21	10	0	J. Jones	3	38	22	1
R. Taylor	2	11	8	0	T. Eifert	1	7	7	0
J. Ross	1	8	8	0					
TOTALS	26	244	30	1	TOTALS	20	235	32	2

DEFENSE									
Green Bay (press box stats) — ST-AT-TT: B. Jones 9-2-11, A. Hawk 6-3-9, T. Williams 3-3-6, M. Jennings 3-1-4, S. Shields 3-1-4, N. Perry 2-1-3, C. Banjo 2-0-2, M. Daniels 2-0-2, C. Matthews 2-0-2, M. Hyde 1-1-2, D. House 1-0-1, J. Jolly 1-0-1, R. Pickett 1-0-1. SKS.-YDS.: T. Williams 1-8, C. Matthews 1-5, M. Jennings 1-4, M. Daniels 1-3. INT.-YDS.: S. Shields 1-1. PD: J. McMillian 1, R. Pickett 1, S. Shields 1. FF: C. Matthews 2, B. Jones 1. FR-YDS.: M. Jennings 1-24, B. Jones 1-3, A. Hawk 1-0.									

Cincinnati (coaches' stats) — ST-AT-TT: V. Burfict 10-3-13, R. Mauluga 9-2-11, M. Johnson 5-2-7, T. Newman 6-0-6, C. Dunlap 5-0-5, A. Jones 4-0-4, L. Hall 3-1-4, W. Gilberry, 2-2-4, D. Peko 3-0-3, G. Iloka 2-1-3, R. Nelson 1-2-3, G. Atkins 0-3-3, B. Thompson 0-3-3, T. Mays 2-0-2, D. Still 1-0-1. SKS.-YDS.: M. Johnson 1.5-9, C. Dunlap 1-8, D. Peko 1-6, W. Gilberry 0.5-4. INT.-YDS.: T. Newman 1-9, L. Hall 1-0. PD: L. Hall 3, C. Dunlap 2, G. Iloka 1, M. Johnson 1, T. Newman 1. FF: M. Johnson 1. FR-YDS.: R. Nelson 1-6.

## WEEK 4, GAME 4

Cleveland Browns 17, Cincinnati Bengals 6  
Sunday, Sept. 29, 2013 at FirstEnergy Stadium

The Bengals gave up a 12-play, 95-yard TD drive to the Browns in the first quarter and trailed the rest of the way. They failed to score a TD for the first time since Game 3 of 2011. Cincinnati appeared on the verge of taking a 10-7 lead with just over six minutes left in the second quarter, enjoying a first down at the Cleveland 16-yard line, but the Browns forced a fourth-down-and-one try from their seven and stuffed HB BenJarvus Green-Ellis for a two-yard loss. The play was emblematic of missed Bengals opportunities, as Cincinnati converted only one of three fourth-down tries and four of 14 on third down. The Browns were the team that made plays when it counted most, hitting a more than respectable 50 percent on third-down tries (nine-of-18) and outgaining Cincinnati 336-266 in net yards. The Browns, who had the usually crucial edge in turnover differential (plus-two), put the game on ice with a 91-yard TD drive in the fourth quarter. Both teams exited the contest, the 80th renewal of the "Battle of Ohio," with 2-2 records.

SCORE BY PERIODS	1	2	3	4	OT	PTS.
Cincinnati .....	0	3	3	0	—	6
Cleveland .....	7	0	3	7	—	17

TEAM — SCORING PLAY		QTR.-LEFT
Cle. — J. Cameron 2 pass from B. Hoyer (B. Cundiff kick) .....	1-2:13	
Cin. — M. Nugent 25 field goal .....	2-10:48	
Cle. — B. Cundiff 51 field goal .....	3-5:10	
Cin. — M. Nugent 43 field goal .....	3-0:37	
Cle. — C. Ogbonnaya 1 pass from B. Hoyer (B. Cundiff kick) .....	4-4:54	

Missed FGs: B. Cundiff (37WL, 49B). Attendance: 71,481. Time: 3:04.

TEAM STATISTICS		CIN.	CLE.
First downs .....	16	18	
Third down conversions-attempts .....	4-14	9-18	
Total net yards .....	266	336	
Net yards rushing .....	63	89	
Net yards passing .....	203	247	
Pass attempts-completions-interceptions .....	42-23-1	38-25-0	
Sacks against-yards lost .....	2-3	3-22	
Punts-average .....	4-38.8	5-42.8	
Punt returns-yards .....	2-15	1-7	
Kickoff returns-yards .....	3-60	2-60	
Penalties-yards .....	3-25	5-80	
Fumbles-lost .....	2-1	0-0	
Time of possession .....	28:51	31:09	

RUSHING									
CIN.	ATT	YDS	LG	TD	CLE.	ATT	YDS	LG	TD
G. Bernard	10	37	6	0	W. McGahee	15	46	9	0
B. Green-Ellis	6	13	4	0	C. Ogbonnaya	5	27	11	0
A. Dalton	4	13	10	0	B. Rainey	6	9	4	0
					B. Hoyer	4	7	8	0
TOTALS	20	63	10	0	TOTALS	30	89	11	0

PASSING									
CIN.	ATT	CMP	YDS	TD-I	CLE.	ATT	CMP	YDS	TD-I
A. Dalton	42	23	206	0-1	B. Hoyer	38	25	269	2-0
TOTALS	42	23	206	0-1	TOTALS	38	25	269	2-0

RECEIVING									
CIN.	NO	YDS	LG	TD	CLE.	NO	YDS	LG	TD
A. Green	7	51	16	0	J. Cameron	10	91	31	1
G. Bernard	6	38	10	0	C. Ogbonnaya	5	21	8	1
J. Gresham	3	53	26	0	J. Gordon	4	71	33	0
T. Eifert	3	39	29	0	D. Bess	2	25	17	0
M. Sanu	3	19	10	0	B. Rainey	2	20	15	0
D. Sanzenbacher	1	6	6	0	T. Benjamin	1	39	39	0
					G. Barnidge	1	2	2	0
TOTALS	23	206	29	0	TOTALS	25	269	39	2

DEFENSE									
---------	--	--	--	--	--	--	--	--	--

Cincinnati (coaches' stats) — ST-AT-TT: V. Burfict 8-6-14, R. Mauluga 6-8-14, D. Peko 3-4-7, G. Iloka 5-1-6, C. Dunlap 4-2-6, T. Newman 4-2-6, G. Atkins 2-3-5, J. Harrison 3-1-4, T. Mays 3-1-4, B. Thompson 3-0-3, B. Ghee 2-1-3, A. Jones 1-2-3, M. Johnson 0-3-3, W. Gilberry 1-1-2, C. Crocker 1-0-1, V. Rey 1-0-1, D. Still 0-1-1. SKS.-YDS.: G. Atkins 1.5-14, C. Dunlap 1.5-8. INT.-YDS.: None. PD: G. Iloka 2, V. Burfict 1. FF: None. FR-YDS.: None.

Cleveland (press box stats) — ST-AT-TT: D. Jackson 7-3-10, C. Robertson 5-4-9, T. Gipson 3-3-6, T. Ward 4-1-5, J. Haden 4-0-4, A. Rubin 4-0-4, B. Mingo 3-1-4, D. Bryant 0-4-4, C. Owens 2-0-2, B. Skrine 2-0-2, P. Taylor 2-0-2, P. Kruger 0-2-2. SKS.-YDS.: C. Owens 1-2, B. Mingo 1-1. INT.-YDS.: B. Skrine 1-5. PD: T. Gipson 3, B. Skrine 3, J. Haden 2, D. Jackson 1, P. Kruger 1. FF: C. Owens 1. FR-YDS.: C. Owens 1-0.

## WEEK 5, GAME 5

Cincinnati Bengals 13, New England Patriots 6  
Sunday, Oct. 6, 2013 at Paul Brown Stadium

The Bengals' defense took the starring role as Cincinnati knocked off an unbeaten New England team. The Patriots were limited to 248 net yards and converted just one of 12 third downs. New England failed to score a TD for the first time in 67 games, and QB Tom Brady was held without a TD pass for the first time in 53 games. The Patriots threatened late for a tying TD, gaining a first down at the Cincinnati 27 with 26 seconds left, but CB Adam Jones, starting in place of injured CB Leon Hall, made an acrobatic INT at the Bengals' three-yard line to ice the win. Cincinnati's offense didn't have big point production, but the rushing game totaled 162 yards, and the offense drove 93 yards for the game's only TD on a 14-play march spanning the third and fourth quarters. The big play of the drive was a 28-yard pass from QB Andy Dalton to WR Marvin Jones on a third-and-15 play from the Bengals' two-yard line. The Bengals converted two more third downs on the drive, and they scored the TD on a rush by HB BenJarvus Green-Ellis on fourth-and-goal from the one. The Bengals improved to 3-2 on the season, staying in a tie with Baltimore and Cleveland for the AFC North Division lead. The Patriots fell to 4-1.

SCORE BY PERIODS	1	2	3	4	OT	PTS.
New England.....	0	3	0	3	—	6
Cincinnati.....	0	3	3	7	—	13

TEAM — SCORING PLAY	QTR.-LEFT
Cin. — M.Nugent 39 field goal.....	2-3:12
N.E. — S.Gostkowski 42 field goal.....	2-0:08
Cin. — M.Nugent 50 field goal.....	3-5:43
Cin. — B.Green-Ellis 1 run (M.Nugent kick).....	4-9:21
N.E. — S.Gostkowski 19 field goal.....	4-6:28

Missed FGs: None. Attendance: 64,259. Time: 2:56.

TEAM STATISTICS	N.E.	CIN.
First downs.....	15	21
Third down conversions-attempts.....	1-12	6-15
Total net yards.....	248	341
Net yards rushing.....	82	162
Net yards passing.....	166	179
Pass attempts-completions-interceptions.....	38-18-1	27-20-1
Sacks against-yards lost.....	4-31	4-33
Punts-average.....	8-44.1	6-45.8
Punt returns-yards.....	4-43	3-17
Kickoff returns-yards.....	4-93	1-29
Penalties-yards.....	0-0	7-59
Fumbles-lost.....	4-1	1-1
Time of possession.....	25:44	34:16

RUSHING									
N.E.	ATT	YDS	LG	TD	CIN.	ATT	YDS	LG	TD
L.Blount	12	51	10	0	B.Green-Ellis	19	67	13	1
B.Bolden	5	24	12	0	G.Bernard	13	62	28	0
J.Edelman	1	7	7	0	A.Dalton	6	25	9	0
					M.Jones	1	8	8	0
TOTALS	18	82	12	0	TOTALS	39	162	28	1

PASSING									
N.E.	ATT	CMP	YDS	TD-I	CIN.	ATT	CMP	YDS	TD-I
T.Brady	38	18	197	0-1	A.Dalton	27	20	212	0-1
TOTALS	38	18	197	0-1	TOTALS	27	20	212	0-1

RECEIVING									
N.E.	NO	YDS	LG	TD	CIN.	NO	YDS	LG	TD
B.Bolden	6	40	14	0	A.Green	5	61	18	0
D.Amendola	4	55	21	0	T.Eifert	5	53	22	0
K.Thompkins	3	16	6	0	J.Gresham	4	24	12	0
A.Dobson	2	49	53	0	M.Jones	2	39	28	0
J.Edelman	2	35	18	0	M.Sanu	2	28	17	0
M.Hoomanawanui	1	2	2	0	G.Bernard	2	7	6	0
TOTALS	18	197	53	0	TOTALS	20	212	28	0

DEFENSE									
New England (press box stats) — ST-AT-TT: D.McCourty 8-4-12, B.Spikes 7-5-12, J.Mayo 7-4-11, S.Gregory 6-1-7, A.Talib 5-0-5, K.Arrington 4-0-4, Chr.Jones 4-0-4, Cha.Jones 1-3-4, T.Kelly 2-1-3, R.Ninkovich 1-2-3, J.Vellano 1-2-3, A.Dennard 1-1-2, D.Hightower 1-1-2, D.Harmon 0-1-1. SKS.-YDS.: Chr.Jones 1.5-13, T.Kelly 1-8, Cha.Jones 0.5-4, J.Mayo 0.5-4, R.Ninkovich 0.5-4. INT.-YDS.: B.Spikes 1-3. PD: J.Mayo 1, B.Spikes 1, A.Talib 1. FF: D.McCourty 1. FR-YDS.: J.Mayo 1-2.									

Cincinnati (coaches' stats) — ST-AT-TT: V.Burfict 7-4-11, R.Mauluga 6-4-10, C.Crocker 4-4-8, C.Dunlap 5-1-6, G.Atkins 4-2-6, W.Gilberry 2-3-5, A.Jones 3-0-3, G.Iloka 1-2-3, D.Peko 0-3-3, T.Mays 2-0-2, T.Newman 2-0-2, J.Harrison 1-1-2, R.Nelson 0-1-1, V.Rey 0-1-1. SKS.-YDS.: W.Gilberry 1.5-10.5, V.Burfict 1-10, G.Atkins 1-8, C.Crocker 0.5-2.5. INT.-YDS.: A.Jones 1-0. PD: C.Crocker 2, A.Jones 2, T.Newman 1. FF: C.Dunlap 1, W.Gilberry 1, G.Iloka 1. FR-YDS.: R.Nelson 1-6.

## WEEK 6, GAME 6

Cincinnati Bengals 27, Buffalo Bills 24 (OT)  
Sunday, Oct. 13, 2013 at Ralph Wilson Stadium

After the Bengals squandered a 14-point lead after three quarters, K Mike Nugent's 43-yard FG with 6:44 remaining in OT lifted Cincinnati to victory. Cincinnati seemed on the verge of going ahead 27-10 or even 31-10 late in the third quarter after moving to a first down at the Buffalo six-yard line. But the Bills turned the Bengals away with a missed FG and then tied the score at 24-all on a pair of fourth-quarter TD passes by QB Thad Lewis, who was playing in only his second NFL game. A 29-yard punt return in OT by WR Brandon Tate put the Bengals at the Buffalo 33, and the Bengals ran three rushing plays for eight yards before bringing on Nugent for the game-winning kick. Cincinnati rolled for 483 yards of net offense, with three players reaching 100 yards from scrimmage — WR Marvin Jones (105), WR A.J. Green (103) and HB Giovani Bernard (100). QB Andy Dalton connected on 26 of 40 passes for 337 yards, three TDs and one INT (105.9 passer rating), earning AFC Offensive Player of the Week honors. The Bengals broke a six-game losing streak at Buffalo, winning there for the first time since 1985. Cincinnati improved to 4-2 and took sole possession of first place in the AFC North Division. The Bills fell to 2-4.

SCORE BY PERIODS	1	2	3	4	OT	PTS.
Cincinnati.....	10	7	7	0	3	27
Buffalo.....	7	3	0	14	0	24

TEAM — SCORING PLAY	QTR.-LEFT
Cin. — M.Nugent 46 field goal.....	1-12:14
Buff. — T.Lewis 3 run (D.Carpenter kick).....	1-10:01
Cin. — A.Green 18 pass from A.Dalton (M.Nugent kick).....	1-5:26
Cin. — G.Bernard 20 pass from A.Dalton (M.Nugent kick).....	2-8:34
Buff. — D.Carpenter 51 field goal.....	2-4:14
Cin. — M.Jones 10 pass from A.Dalton (M.Nugent kick).....	3-10:49
Buff. — S.Chandler 22 pass from .Lewis (D.Carpenter kick).....	4-10:13
Buff. — M.Goodwin 40 pass from T.Lewis (D.Carpenter kick).....	4-1:08
Cin. — M.Nugent 43 field goal.....	5-6:44

Missed FGs: M.Nugent (34WR). Attendance: 67,739. Time: 3:19.

TEAM STATISTICS	CIN.	BUFF.
First downs.....	26	20
Third down conversions-attempts.....	7-18	8-17
Total net yards.....	483	322
Net yards rushing.....	165	130
Net yards passing.....	318	192
Pass attempts-completions-interceptions.....	40-26-1	32-19-0
Sacks against-yards lost.....	3-19	5-24
Punts-average.....	5-41.2	5-48.8
Punt returns-yards.....	3-34	2-10
Kickoff returns-yards.....	4-103	5-101
Penalties-yards.....	8-78	4-27
Fumbles-lost.....	0-0	1-1
Time of possession.....	42:52	25:24

RUSHING									
CIN.	ATT	YDS	LG	TD	BUFF.	ATT	YDS	LG	TD
B.Green-Ellis	18	86	25	0	C.Spiller	10	55	19	0
M.Jones	1	34	34	0	F.Jackson	10	35	11	0
G.Bernard	15	28	7	0	T.Choice	4	24	13	0
A.Dalton	7	17	6	0	T.Lewis	7	17	5	1
					M.Goodwin	1	-1	-1	0
TOTALS	41	165	34	0	TOTALS	32	130	19	1

PASSING									
CIN.	ATT	CMP	YDS	TD-I	BUFF.	ATT	CMP	YDS	TD-I
A.Dalton	40	26	337	3-1	T.Lewis	32	19	216	2-0
TOTALS	40	26	337	3-1	TOTALS	32	19	216	2-0

RECEIVING									
CIN.	NO	YDS	LG	TD	BUFF.	NO	YDS	LG	TD
A.Green	6	103	54	1	T.Graham	4	74	47	0
G.Bernard	6	72	23	1	F.Jackson	4	13	9	0
M.Sanu	5	44	14	0	M.Goodwin	2	51	40t	1
M.Jones	3	71	42	1	S.Chandler	2	47	25	1
T.Eifert	2	13	10	0	C.Spiller	2	11	8	0
J.Gresham	2	5	4	0	R.Woods	2	9	6	0
D.Sanzenbacher	1	23	23	0	T.Choice	2	9	5	0
B.Tate	1	6	6	0	C.Hogan	1	2	2	0
TOTALS	26	337	54	3	TOTALS	19	216	47	2

DEFENSE									
Cincinnati (coaches' stats) — ST-AT-TT: V.Burfict 7-6-13, G.Iloka 4-4-8, A.Jones 5-1-6, R.Mauluga 2-4-6, W.Gilberry 5-0-5, C.Dunlap 3-2-5, G.Atkins 2-3-5, M.Johnson 3-1-4, T.Newman 3-1-4, D.Peko 2-2-4, J.Harrison 1-3-4, L.Hall 3-0-3, R.Nelson 3-0-3, T.Mays 1-1-2, B.Thompson 1-1-2, V.Rey 0-2-2, D.Still 1-0-1. SKS.-YDS.: W.Gilberry 1-7, D.Peko 1-7, C.Dunlap 1-2, J.Harrison 1-1, G.Atkins 0.5-3.5, B.Thompson 0.5-3.5. INT.-YDS.: None. PD: T.Newman 2, W.Gilberry 1, M.Johnson 1, A.Jones 1. FF: C.Dunlap 1. FR-YDS.: V.Burfict 1-0.									

Buffalo (press box stats) — ST-AT-TT: K.Alonso 9-13-22, D.Searcy 13-3-16, J.Hughes 5-4-9, L.McKelvin 7-1-8, A.Branch 6-0-6, N.Bradham 3-3-6, K.Williams 2-4-6, A.Moats 2-3-5, M.Dareus 4-0-4, J.Byrd 2-2-4, J.Leonhard 2-2-4, S.Gilmore 2-1-3, M.Lawson 2-1-3, A.Williams 1-1-2, C.Bryant 1-0-1, N.Robey 1-0-1, J.Westerman 0-1-1, M.Williams 0-1-1. SKS.-YDS.: D.Searcy 1-10, M.Dareus 1-7, K.Williams 0.5-1, M.Williams 0.5-1. INT.-YDS.: J.Leonhard 1-41. PD: J.Byrd 1, J.Hughes 1, J.Leonhard 1, L.McKelvin 1, A.Williams 1. FF: None. FR-YDS.: None.

## WEEK 7, GAME 7

Cincinnati Bengals 27, Detroit Lions 24  
Sunday, Oct. 20, 2013 at Ford Field

For the second straight week on the road, the Bengals ended a victory with a FG by K Mike Nugent. At Detroit, the offense used two short pass completions in the waning seconds to put the ball at the Lions' 36-yard line with four seconds left, and Nugent responded with a 54-yarder. It was one yard short of the two FGs tied for longest in Bengals history — both 55-yarders, by Nugent in 2012 and former K Chris Bahr in 1979 — and it tied for the longest game-ending FG in franchise history (former K Doug Pelfrey also had a 54-yard game winner in '95). The special teams were instrumental in setting up Nugent's winning kick. Late in the fourth quarter, P Kevin Huber pinned the Lions at their six-yard line with a 45-yard punt, and after the defense forced a Lions punt, Detroit P Sam Martin managed only a 28-yarder to the Cincinnati 49, giving the Bengals' offense the chance to quickly move into position for Nugent. Nugent's kick ended a back-and-forth contest that saw the Bengals lead 7-0, trail 10-7, lead 21-10 and then allow the Lions to tie 24-24. QB Andy Dalton completed 24 of 34 passes for 372 yards, three TDs and no INTs to post a 135.9 passer rating. WR A.J. Green had 155 yards on six receptions, including a career-long catch of 82 yards for a TD. The Bengals improved to 5-2 and took a two-game lead in the AFC North Division race. The Lions fell to 4-3.

SCORE BY PERIODS	1	2	3	4	OT	PTS.
Cincinnati.....	7	7	10	3	—	27
Detroit.....	7	3	7	7	—	24

TEAM — SCORING PLAY	QTR.-LEFT
Cin. — A.Green 82 pass from A.Dalton (M.Nugent kick) .....	1-10:59
Det. — B.Pettigrew 3 pass from M.Stafford (D.Akers kick) .....	1-3:02
Det. — D.Akers 36 field goal .....	2-11:43
Cin. — M.Jones 12 pass from A.Dalton (M.Nugent kick) .....	2-0:41
Cin. — T.Eifert 32 pass from A.Dalton (M.Nugent kick) .....	3-10:42
Det. — C.Johnson 27 pass from M.Stafford (D.Akers kick) .....	3-8:17
Cin. — M.Nugent 48 field goal .....	3-3:37
Det. — C.Johnson 50 pass from M.Stafford (D.Akers kick) .....	4-11:59
Cin. — M.Nugent 54 field goal .....	4-0:00

Missed FGs: M.Nugent (47W), D.Akers (34B).  
Attendance: 63,207. Time: 3:13.

TEAM STATISTICS	CIN.	DET.
First downs.....	18	22
Third down conversions-attempts .....	4-10	13-19
Total net yards .....	421	434
Net yards rushing.....	57	77
Net yards passing.....	364	357
Pass attempts-completions-interceptions .....	34-24-0	51-28-0
Sacks against-yards lost .....	1-8	0-0
Punts-average.....	4-47.3	4-43.3
Punt returns-yards.....	1-8	2-1
Kickoff returns-yards .....	1-21	1-35
Penalties-yards .....	6-50	4-30
Fumbles-lost.....	1-0	0-0
Time of possession .....	25:29	34:31

RUSHING									
CIN.	ATT	YDS	LG	TD	DET.	ATT	YDS	LG	TD
G.Bernard	7	27	7	0	R.Bush	20	50	7	0
B.Green-Ellis	10	24	11	0	J.Bell	5	27	13	0
A.Dalton	1	6	6	0					
TOTALS	18	57	11	0	TOTALS	25	77	13	0

PASSING									
CIN.	ATT	CMP	YDS	TD-I	DET.	ATT	CMP	YDS	TD-I
A.Dalton	34	24	372	3-0	M.Stafford	51	28	357	3-0
TOTALS	34	24	372	3-0	TOTALS	51	28	357	3-0

RECEIVING									
CIN.	NO	YDS	LG	TD	DET.	NO	YDS	LG	TD
A.Green	6	155	82	1	C.Johnson	9	155	50	2
G.Bernard	5	32	8	0	K.Durham	5	41	14	0
J.Gresham	4	64	30	0	R.Bush	3	44	27	0
M.Jones	4	57	18	1	J.Bell	3	29	18	0
T.Eifert	3	45	32	1	B.Pettigrew	3	7	6	1
M.Sanu	1	12	12	0	K.Oglefree	2	50	43	0
D.Sanzenbacher	1	7	7	0	R.Broyles	2	16	9	0
					J.Fauria	1	15	15	0
TOTALS	24	372	82	3	TOTALS	28	357	50	3

Cincinnati (coaches' stats) — ST-AT-TT: V.Burfit 13-4-17, R.Mauluga 6-4-10, G.Iloka 6-1-7, C.Dunlap 4-2-6, D.Peko 2-4-6, T.Newman 5-0-5, T.Mays 2-3-5, M.Johnson 1-4-5, R.Nelson 3-1-4, C.Crocker 2-0-2, D.Kirkpatrick 2-0-2, B.Thompson 2-0-2, G.Atkins 1-1-2, D.Still 1-1-2, W.Gilberry 0-2-2, J.Harrison 1-0-1, A.Jones 1-0-1, L.Hall 0-1-1. SKS.-YDS.: None. INT.-YDS.: None. PD: T.Newman 3, V.Burfit 2, T.Mays 2, C.Crocker 1, L.Hall 1, M.Johnson 1, R.Mauluga 1, R.Nelson 1. FF: None. FR-YDS.: None.

Detroit (press box stats) — ST-AT-TT: S.Tulloch 9-3-12, D.Levy 7-1-8, D.Slay 4-1-5, A.Palmer 3-2-5, L.Delmas 4-0-4, N.Suh 3-0-3, D.Taylor 1-1-2, W.Young 1-1-2, A.Fluelen 1-0-1, C.Houston 1-0-1, R.Mathis 1-0-1, G.Quin 1-0-1, D.Bentley 0-1-1. SKS.-YDS.: N.Suh 1-8. INT.-YDS.: None. PD: R.Mathis 3, L.Delmas 1, N.Fairley 1, D.Levy 1, G.Quin 1. FF: None. FR-YDS.: None.

## WEEK 8, GAME 8

Cincinnati Bengals 49, N.Y. Jets 9  
Sunday, Oct. 27, 2013 at Paul Brown Stadium

WR Marvin Jones posted a Bengals-record four receiving TDs and QB Andy Dalton threw for a career-best five as the Bengals posted the fourth-largest winning margin in franchise history. The Bengals scored on their first two possessions for a 14-0 lead. They also scored on their last two possessions of the first half for a 28-6 advantage at intermission. Two of Cincinnati's three second-half TDs came on INT returns — one each by S Chris Crocker and CB Adam Jones — and it marked the first time since Dec. 16, 1984 vs. Buffalo that Cincinnati had logged two pick-sixes in the same game. Elias Sports Bureau confirmed that the game was the first one in NFL history with a 49-9 final score. The Bengals improved to 6-2 and took a two-and-one-half game lead in the AFC North Division. The Jets fell to 4-4.

SCORE BY PERIODS	1	2	3	4	OT	PTS.
N.Y. Jets.....	0	6	3	0	—	9
Cincinnati.....	14	14	14	7	—	49

TEAM — SCORING PLAY	QTR.-LEFT
Cin. — M.Jones 9 pass from A.Dalton (M.Nugent kick) .....	1-9:59
Cin. — J.Gresham 4 pass from A.Dalton (M.Nugent kick) .....	1-4:21
NYJ — N.Folk 45 field goal .....	2-9:09
Cin. — M.Jones 6 pass from A.Dalton (M.Nugent kick) .....	2-6:13
NYJ — N.Folk 47 field goal .....	2-1:08
Cin. — M.Jones 14 pass from A.Dalton (M.Nugent kick) .....	2-0:16
Cin. — C.Crocker 32 interception return (M.Nugent kick) .....	3-14:45
NYJ — N.Folk 50 field goal .....	3-4:49
Cin. — M.Jones 6 pass from A.Dalton (M.Nugent kick) .....	3-1:13
Cin. — A.Jones 60 interception return (M.Nugent kick) .....	4-13:09

Missed FGs: None. Attendance: 62,576. Time: 2:58.

TEAM STATISTICS	NYJ	CIN.
First downs.....	15	20
Third down conversions-attempts .....	6-15	6-11
Total net yards.....	240	402
Net yards rushing.....	24-93	25-79
Net yards passing.....	147	323
Pass attempts-completions-interceptions .....	37-23-2	30-19-1
Sacks against-yards lost .....	4-29	1-2
Punts-average.....	5-49.6	3-53.7
Punt returns-yards.....	2-10	4-20
Kickoff returns-yards .....	6-139	4-133
Penalties-yards .....	4-69	4-45
Fumbles-lost.....	0-0	2-0
Time of possession .....	33:17	26:43

RUSHING									
NYJ	ATT	YDS	LG	TD	CIN.	ATT	YDS	LG	TD
M.Simms	3	35	22	0	B.Green-Ellis	11	33	6	0
A.Green	3	20	9	0	G.Bernard	5	18	35	0
B.Powell	10	19	7	0	J.Johnson	3	17	10	0
C.Ivory	6	11	5	0	C.Peerman	6	11	5	0
G.Smith	2	8	5	0					
TOTALS	24	93	22	0	TOTALS	25	79	10	0

PASSING									
NYJ	ATT	CMP	YDS	TD-I	CIN.	ATT	CMP	YDS	TD-I
G.Smith	30	20	159	0-2	A.Dalton	30	19	325	5-1
M.Simms	7	3	17	0-0					
TOTALS	37	23	176	0-2	TOTALS	30	19	325	5-1

RECEIVING									
NYJ	NO	YDS	LG	TD	CIN.	NO	YDS	LG	TD
D.Nelson	8	80	26	0	M.Jones	8	122	45	4
S.Hill	4	23	8	0	A.Green	3	115	53	0
B.Powell	4	20	17	0	T.Eifert	2	23	16	0
J.Kerley	3	27	14	0	D.Sanzenbacher	2	18	9	0
Z.Sudfeld	2	10	5	0	J.Gresham	2	14	10	1
J.Cumberland	1	9	9	0	M.Sanu	1	24	24	0
A.Green	1	7	7	0	G.Bernard	1	9	9	0
TOTALS	23	176	26	0	TOTALS	19	325	53	5

DEFENSE  
N.Y. Jets (press box stats) — ST-AT-TT: A.Allen 4-3-7, D.Harrison 3-4-7, Q.Coples 2-3-5, D.Landry 2-3-5, C.Pace 4-0-4, M.Wilkerson 2-2-4, J.Bush 2-1-3, D.Davis 1-2-3, A.Cromartie 2-0-2, G.McIntyre 2-0-2, D.Milliner 2-0-2, S.Richardson 0-2-2, D.Walls 0-2-2, J.Jarrett 1-0-1, K.Wilson 1-0-1, K.Ellis 0-1-1, D.Harris 0-1-1, E.Lankster 0-1-1. SKS.-YDS.: M.Wilkerson 1-2. INT.-YDS.: M.Wilkerson 1-6. PD: D.Landry 2, A.Cromartie 1, M.Wilkerson 1. FF: None. FR-YDS.: None.

Cincinnati (coaches' stats) — ST-AT-TT: V.Burfit 9-4-13, A.Jones 6-1-7, B.Thompson 3-3-6, J.Harrison 2-4-6, M.Boley 4-1-5, C.Crocker 4-1-5, M.Johnson 3-2-5, M.Johnson 3-2-5, R.Mauluga 2-3-5, D.Peko 1-3-4, T.Newman 3-0-3, G.Atkins 2-0-2, R.Nelson 2-0-2, J.DiManche 1-1-2, B.Ghee 1-1-2, G.Iloka 1-1-2, D.Kirkpatrick 1-1-2, S.Williams 1-1-2, C.Dunlap 1-0-1, M.Hunt 1-0-1, T.Mays 1-0-1, V.Rey 1-0-1. SKS.-YDS.: R.Nelson 1-11, B.Thompson 1-9, G.Atkins 1-8, J.Harrison 1-1. INT.-YDS.: A.Jones 1-60, C.Crocker 1-32. PD: A.Jones 2, B.Ghee 2, V.Burfit 1, C.Crocker 1, C.Dunlap 1, G.Iloka 1, M.Johnson 1. FF: None. FR-YDS.: None.

## WEEK 9, GAME 9

Miami Dolphins 22, Cincinnati Bengals 20 (OT)  
Thursday night, Oct. 31, 2013 at Sun Life Stadium

The Bengals entered the Halloween night Thursday game with four straight wins, and Miami entered with four straight losses. But despite a valiant second-half comeback, turning a 17-3 deficit into a 20-17 lead, Cincinnati wound up on the losing end of only the third OT game in NFL history to be decided by a safety. After K Mike Nugent put the Bengals ahead 20-17 with a 54-yard FG with 1:24 left, the Dolphins tied the score with 11 seconds remaining on a 44-yarder by K Caleb Sturgis. Each team had the ball twice in OT, but Cincinnati's second possession ended when Dolphins DE Cameron Wake sacked QB Andy Dalton just over the goal-line for an eight-yard loss. Bengals WR A.J. Green had a career-best 11 catches, and his 128 receiving yards marked his fourth straight at 100 or more, tying the franchise record set by Carl Pickens in 1994. Dalton set a Bengals record with his fourth straight game of 300 or more passing yards (338). The Bengals dropped to 6-3 on the season, but when the season's Week 9 concluded, they still led the AFC North by two games over Cleveland. The Dolphins improved to 4-4.

SCORE BY PERIODS	1	2	3	4	OT	PTS.
Cincinnati.....	0	3	7	10	0	20
Miami.....	0	10	7	3	3	22

TEAM — SCORING PLAY	QTR-LEFT
Cin. — M.Nugent 31 field goal.....	2-11:56
Mia. — R.Tannehill 1 run (C.Sturgis kick).....	2-2:39
Mia. — C.Sturgis 36 field goal.....	2-0:06
Mia. — B.Grimes 94 interception return (C.Sturgis kick).....	3-7:37
Cin. — G.Bernard 3 run (M.Nugent kick).....	3-2:10
Cin. — G.Bernard 35 run (M.Nugent kick).....	4-12:37
Cin. — M.Nugent 54 field goal.....	4-1:24
Mia. — C.Sturgis 44 field goal.....	4-0:11
Mia. — C.Wake sacked A.Dalton in end zone for safety.....	5-6:38

Missed FGs: C.Sturgis (34WL). Attendance: 52,388. Time: 3:27.

TEAM STATISTICS	CIN.	MIA.
First downs.....	28	15
Third down conversions-attempts.....	10-20	3-14
Total net yards.....	465	345
Net yards rushing.....	163	157
Net yards passing.....	302	188
Pass attempts-completions-interceptions.....	53-32-3	28-20-0
Sacks against-yards lost.....	5-36	3-20
Punts-average.....	4-38.5	8-48.9
Punt returns-yards.....	6-49	0-0
Kickoff returns-yards.....	3-45	3-79
Penalties-yards.....	3-63	2-25
Fumbles-lost.....	1-1	1-1
Time of possession.....	40:02	28:20

RUSHING									
CIN.	ATT	YDS	LG	TD	MIA.	ATT	YDS	LG	TD
G.Bernard	9	79	35t	2	L.Miller	16	105	41	0
B.Green-Ellis	21	72	14	0	D.Thomas	12	38	9	0
A.Dalton	5	12	10	0	C.Clays	1	13	13	0
					R.Tannehill	1	1	1t	1
TOTALS	35	163	35t	2	TOTALS	30	157	41	1

PASSING									
CIN.	ATT	CMP	YDS	TD-I	MIA.	ATT	CMP	YDS	TD-I
A.Dalton	53	32	338	0-3	R.Tannehill	28	20	208	0-0
TOTALS	53	32	338	0-3	TOTALS	28	20	208	0-0

RECEIVING									
CIN.	NO	YDS	LG	TD	MIA.	NO	YDS	LG	TD
A.Green	11	128	21	0	M.Wallace	6	82	40	0
M.Sanu	6	62	21	0	L.Miller	4	24	9	0
M.Jones	4	66	26	0	B.Hartline	3	39	21	0
G.Bernard	4	25	10	0	C.Clays	3	22	9	0
J.Gresham	3	33	16	0	R.Matthews	2	24	16	0
T.Eifert	3	14	5	0	M.Egnew	1	13	13	0
A.Hawkins	1	10	10	0	D.Thomas	1	4	4	0
TOTALS	32	338	26	0	TOTALS	20	208	40	0

Cincinnati (coaches' stats) — ST-AT-TT: V.Rey 10-0-10, V.Burfict 4-3-7, B.Thompson 3-4-7, G.Iloka 6-0-6, R.Nelson 5-1-6, M.Johnson 4-1-5, J.Harrison 3-2-5, D.Peko 1-4-5, C.Crocker 3-0-3, T.Newman 3-0-3, C.Dunlap 1-2-3, A.Jones 1-2-3, G.Atkins 2-0-2, W.Gilberry 2-0-2, D.Kirkpatrick 0-1-1. SKS.-YDS.: G.Atkins 1-8, M.Johnson 1-7, W.Gilberry 1-5. INT.-YDS.: None. PD: A.Jones 2, T.Newman 1. FF: C.Dunlap 1. FR-YDS.: A.Jones 1-43.

Miami (press box stats) — ST-AT-TT: C.Clemons 8-1-9, D.Patterson 8-0-8, P.Wheeler 7-0-7, R.Starks 6-1-7, R.Jones 5-1-6, B.Grimes 5-0-5, C.Wake 5-0-5, K.Misi 4-1-5, D.Ellerbe 4-0-4, O.Vernon 3-1-4, P.Solai 3-0-3, J.Wilson 2-0-2, D.Jordan 1-1-2, D.Shelby 1-1-2, J.Trusnik 1-1-2, J.Odrick 0-1-1. SKS.-YDS.: C.Wake 3-23, P.Solai 1-9, J.Odrick 0-5-2, D.Shelby 0-5-2. INT.-YDS.: B.Grimes 1-94, D.Ellerbe 1-9, D.Patterson 1-3. PD: D.Ellerbe 4, B.Grimes 1, D.Patterson 1, P.Solai 1. FF: C.Wake 1. FR-YDS.: C.Wake 1-0.

## WEEK 10, GAME 10

Baltimore Ravens 20, Cincinnati Bengals 17 (OT)  
Sunday, Nov. 10, 2013 at M&T Bank Stadium

As the regulation time clock ran out, the Bengals tied the game in spectacular fashion — on a 51-yard Hail Mary pass by QB Andy Dalton that was tipped once by each team before falling into WR A.J. Green's hands in the end zone. But in OT, the opening possession saw the Bengals give up the ball on downs at the Ravens' 44-yard line, and Baltimore drove 28 yards in seven plays to set up a 46-yard FG by K Justin Tucker. The Bengals rallied from at 17-0 halftime deficit. Cincinnati, which played consecutive OT games for the first time in franchise history, lost its previous outing in OT at Miami. The Baltimore game was the third OT game of the season for the Bengals, most in club history. Green's 151-yard receiving day gave him sole possession of two club records — most 100-yard receiving games in a season (six) and most consecutive 100-yard receiving games (five). The Bengals nearly doubled Baltimore in net yards from scrimmage (364 to 189), but Cincinnati drew nine penalties for a club-record 134 yards. The Bengals fell to 6-4, but still remained in first place in the AFC North, one-and-one-half games ahead of both Baltimore (4-5) and Cleveland (4-5).

SCORE BY PERIODS	1	2	3	4	OT	PTS.
Cincinnati.....	0	0	3	14	0	17
Baltimore.....	10	7	0	0	3	20

TEAM — SCORING PLAY	QTR-LEFT
Balt. — D.Clark 1 pass from J.Flacco (J.Tucker kick).....	1-9:42
Balt. — J.Tucker 36 field goal.....	1-4:39
Balt. — T.Smith 7 pass from J.Flacco (J.Tucker kick).....	2-6:30
Cin. — M.Nugent 32 field goal.....	3-10:37
Cin. — G.Bernard 18 pass from A.Dalton (M.Nugent kick).....	4-8:22
Cin. — A.Green 51 pass from A.Dalton (M.Nugent kick).....	4-0:00
Balt. — J.Tucker 46 field goal.....	5-5:27

Missed FGs: M.Nugent (42WL). Attendance: 70,992. Time: 3:41.

TEAM STATISTICS	CIN.	BALT.
First downs.....	21	18
Third down conversions-attempts.....	5-19	3-16
Total net yards.....	364	189
Net yards rushing.....	120	85
Net yards passing.....	244	104
Pass attempts-completions-interceptions.....	51-24-3	36-20-2
Sacks against-yards lost.....	5-30	5-36
Punts-average.....	6-37.2	8-44.4
Punt returns-yards.....	6-62	3-17
Kickoff returns-yards.....	2-50	2-41
Penalties-yards.....	9-134	8-65
Fumbles-lost.....	1-0	1-1
Time of possession.....	37:58	37:02

RUSHING									
CIN.	ATT	YDS	LG	TD	BALT.	ATT	YDS	LG	TD
G.Bernard	14	58	18	0	B.Pierce	8	31	9	0
B.Green-Ellis	9	36	7	0	R.Rice	18	30	5	0
A.Dalton	6	22	12	0	T.Taylor	1	18	18	0
M.Jones	1	7	7	0	J.Flacco	1	4	4	0
A.Hawkins	1	-3	-3	0	V.Leach	2	2	1	0
TOTALS	31	120	18	0	TOTALS	30	85	18	0

PASSING									
CIN.	ATT	CMP	YDS	TD-I	BALT.	ATT	CMP	YDS	TD-I
A.Dalton	51	24	274	2-3	J.Flacco	36	20	140	2-2
TOTALS	51	24	274	2-3	TOTALS	36	20	140	2-2

RECEIVING									
CIN.	NO	YDS	LG	TD	BALT.	NO	YDS	LG	TD
A.Green	8	151	51t	1	R.Rice	6	26	13	0
G.Bernard	8	37	18t	1	T.Smith	5	46	18	0
T.Eifert	3	55	40	0	E.Dickson	3	28	14	0
M.Sanu	3	26	14	0	J.Jones	2	17	9	0
Al.Smith	1	3	3	0	B.Pierce	2	12	12	0
M.Jones	1	2	2	0	M.Brown	1	10	10	0
					D.Clark	1	1	1t	1
TOTALS	24	274	51t	2	TOTALS	20	140	18	2

## DEFENSE

Cincinnati (coaches' stats) — ST-AT-TT: V.Burfict 13-2-15, V.Rey 9-4-13, B.Thompson 4-3-7, C.Dunlap 3-4-7, M.Johnson 6-0-6, C.Crocker 4-1-5, T.Newman 4-1-5, D.Peko 2-3-5, R.Nelson 3-1-4, G.Iloka 2-2-4, J.Schaffer 0-3-3, W.Gilberry 1-0-1, J.Harrison 1-0-1, A.Jones 1-0-1, J.DiManche 0-1-1, D.Kirkpatrick 0-1-1. SKS.-YDS.: V.Rey 3-19, C.Dunlap 2-17. INT.-YDS.: V.Rey 1-4, T.Newman 1-(-1). PD: V.Rey 3, A.Jones 2, T.Newman 2, V.Burfict 1, C.Crocker 1, M.Johnson 1. FF: C.Dunlap 1. FR-YDS.: J.Harrison 1-0.

Baltimore (press box stats) — ST-AT-TT: J.Ihedigbo 6-3-9, D.Smith 3-6-9, J.Smith 4-1-5, C.Graham 2-3-5, L.Webb 2-3-5, H.Ngata 1-4-5, C.Upshaw 4-0-4, A.Brown 2-2-4, J.McClain 2-2-4, T.Suggs 2-2-4, A.Jones 1-3-4, E.Dumervil 3-0-3, M.Elam 2-1-3, D.Tyson 2-0-2, J.Bynes 1-1-2, C.Canty 1-1-2, T.Cody 1-0-1, Ch.Brown 0-1-1, P.McPhee 0-1-1. SKS.-YDS.: E.Dumervil 3-21, A.Jones 1-5, D.Tyson 1-4. INT.-YDS.: J.Ihedigbo 2-46, L.Webb 1-0. PD: L.Webb 6, J.Ihedigbo 3, D.Smith 2, J.Smith 2, E.Dumervil 1, M.Elam 1, H.Ngata 1, C.Upshaw 1. FF: None. FR-YDS.: None.

## WEEK 11, GAME 11

Cincinnati Bengals 41, Cleveland Browns 20  
Sunday, Nov. 17, 2013 at Paul Brown Stadium

The Bengals trailed 13-0 after one quarter, but it could have been worse. On two early penetrations of the Cincinnati red zone, one via an INT, the Browns were held to FGs. And in the second quarter, the Bengals wiped out the deficit with 31 points, their highest-scoring quarter ever, taking a 31-13 lead. The Cincinnati record for points in a quarter had been 28, set three times. LB James Harrison started the second-quarter onslaught with an INT late in the first quarter that set up a second-quarter scoring pass of 25 yards from QB Andy Dalton to TE Jermaine Gresham. Also in the record second period, Dalton passed six yards to WR Mohamed Sanu for a TD, LB Jayson DiManche blocked a punt that S Tony Dye returned for a TD, LB Vontaze Burfict forced a fumble and returned it 13 yards for a TD, and Mike Nugent added a 41-yard FG. The Bengals improved to 7-4 and took a two-and-one-half game lead over the rest of the AFC North Division. Cleveland, Pittsburgh and Baltimore all finished the weekend at 4-6.

SCORE BY PERIODS	1	2	3	4	OT	PTS.
Cleveland	13	0	7	0	—	20
Cincinnati	0	31	0	10	—	41

TEAM — SCORING PLAY	QTR.-LEFT
Cle. — B.Cundiff 20 field goal	1-4:10
Cle. — B.Cundiff 28 field goal	1-3:04
Cle. — J.Haden 29 interception return (B.Cundiff kick)	1-2:19
Cin. — J.Gresham 25 pass from A.Dalton (M.Nugent kick)	2-14:52
Cin. — M.Sanu 6 pass from A.Dalton (M.Nugent kick)	2-11:49
Cin. — T.Dye 24 blocked punt return (M.Nugent kick)	2-4:35
Cin. — V.Burfict 13 fumble return (M.Nugent kick)	2-2:45
Cin. — M.Nugent 41 field goal	2-0:01
Cle. — J.Gordon 74 pass from J.Campbell (B.Cundiff kick)	3-9:29
Cin. — Al.Smith 2 pass from A.Dalton (M.Nugent kick)	4-11:50
Cin. — M.Nugent 38 field goal	4-8:04

Missed FGs: None. Attendance: 63,856. Time: 3:28.

TEAM STATISTICS	CLE.	CIN.
First downs	15	10
Third down conversions-attempts	4-18	1-14
Total net yards	330	224
Net yards rushing	102	106
Net yards passing	228	118
Pass attempts-completions-interceptions	56-27-3	28-14-2
Sacks against-yards lost	4-20	0-0
Punts-average	7-33.0	9-45.3
Punt returns-yards	3-25	3-39
Kickoff returns-yards	2-42	0-0
Penalties-yards	5-40	8-64
Fumbles-lost	2-1	0-0
Time of possession	32:24	27:36

## RUSHING

CLE.	ATT	YDS	LG	TD	CIN.	ATT	YDS	LG	TD
C.Ogbonnaya	8	69	43	0	B.Green-Ellis	16	62	18	0
F.Whittaker	4	20	7	0	G.Bernard	10	45	13	0
W.McGahee	6	13	6	0	A.Dalton	4	0	1	0
A.Edwards	1	0	0	0	M.Jones	1	-1	-1	0
TOTALS	19	102	43	0	TOTALS	31	106	18	0

## PASSING

CLE.	ATT	CMP	YDS	TD-I	CIN.	ATT	CMP	YDS	TD-I
J.Campbell	56	27	248	1-3	A.Dalton	27	13	93	3-2
					M.Sanu	1	1	25	0-0
TOTALS	56	27	248	1-3	TOTALS	28	14	118	3-2

## RECEIVING

CLE.	NO	YDS	LG	TD	CIN.	NO	YDS	LG	TD
C.Ogbonnaya	6	30	12	0	G.Bernard	4	41	25	0
J.Cameron	6	29	8	0	J.Gresham	2	27	25t	1
J.Gordon	5	125	74t	1	M.Sanu	2	11	6t	1
F.Whittaker	5	41	11	0	A.Green	2	7	4	0
W.McGahee	2	4	3	0	T.Eifert	1	15	15	0
G.Barnidge	1	12	12	0	M.Jones	1	9	9	0
G.Little	1	4	4	0	A.Hawkins	1	6	6	0
D.Bess	1	3	3	0	Al.Smith	1	2	2t	1
TOTALS	27	248	74t	1	TOTALS	14	118	25t	3

## DEFENSE

Cleveland (press box stats) — ST-AT-TT: D.Jackson 1-8-9, T.Carder 2-5-7, T.Gipson 4-1-5, B.Skrine 2-3-5, J.Hughes 0-5-5, T.Ward 2-2-4, A.Rubin 1-3-4, J.Sheard 2-1-3, C.Robertson 1-2-3, C.Owens 2-0-2, B.Mingo 1-1-2, J.Haden 0-2-2, P.Kruger 0-2-2, P.Taylor 0-2-2, A.Bryant 1-0-1, B.Winn 1-0-1, D.Bryant 0-1-1. SKS.-YDS.: None. INT.-YDS.: J.Haden 2-44. PD: J.Haden 2, J.Hughes 1, B.Skrine 1. FF: None. FR-YDS.: None.

Cincinnati (coaches' stats) — ST-AT-TT: V.Burfict 15-3-18, V.Rey 12-1-13, R.Nelson 5-4-9, J.Harrison 5-2-7, C.Dunlap 2-3-5, M.Johnson 2-3-5, D.Peko 2-3-5, W.Gilberry 3-1-4, G.Iloka 1-3-4, A.Jones 2-0-2, D.Kirkpatrick 2-0-2, T.Newman 2-0-2, B.Ghee 1-0-1, M.Hunt 0-1-1, B.Thompson 0-1-1. SKS.-YDS.: W.Gilberry 1.5-14, C.Dunlap 1-2, D.Kirkpatrick 1-1, M.Johnson 0.5-3. INT.-YDS.: J.Harrison 1-9, M.Johnson 1-7, R.Nelson 1-0. PD: B.Ghee 2, M.Johnson 2, R.Nelson 2, T.Newman 2, V.Burfict 1, G.Iloka 1, A.Jones 1. FF: V.Burfict 1, M.Johnson 1. FR-YDS.: V.Burfict 1-13.

## WEEK 13, GAME 12

Cincinnati Bengals 17, San Diego Chargers 10  
Sunday, Dec. 1, 2013 at Qualcomm Stadium

The Bengals relied on a strong defense and rushing game in putting down the Chargers. Three takeaways (two fumble recoveries and one INT) kept the San Diego offense at bay, and the Bengals rushed for 164 yards, their second-highest total of the season. The teams were tied 7-7 at halftime, but Cincinnati turned aside a San Diego bid for the lead when CB Dre Kirkpatrick outfought Pro Bowl TE Antonio Gates for a third-quarter INT at the Cincinnati 25-yard line, and the offense responded with a 75-yard TD drive, going ahead 14-7 on a 21-yard pass from QB Andy Dalton to WR A.J. Green. San Diego closed a 17-7 gap to 17-10 with a 48-yard FG, but the Bengals ran out the fourth-quarter clock on their next possession, with Dalton kneeling with the ball twice after the offense had reached a first down at the San Diego three-yard line. The Bengals won a third straight game on the West Coast for the first time in franchise history. Cincinnati improved to 8-4, two games ahead of second-place Baltimore in the AFC North Division. The Chargers, who entered the game in a multiple tie for the final AFC Wild Card playoff spot, fell to 5-7.

SCORE BY PERIODS	1	2	3	4	OT	PTS.
Cincinnati	0	7	7	3	—	17
San Diego	0	7	0	3	—	10

TEAM — SCORING PLAY	QTR.-LEFT
Cin. — B.Green-Ellis 4 run (M.Nugent kick)	2-14:56
S.D. — L.Green 30 pass from P.Rivers (N.Novak kick)	2-11:11
Cin. — A.Green 21 pass from A.Dalton (M.Nugent kick)	3-1:42
Cin. — M.Nugent 46 field goal	4-9:16
S.D. — N.Novak 48 field goal	4-4:43

Missed FGs: None. Attendance: 61,536. Time: 2:54.

TEAM STATISTICS	CIN.	S.D.
First downs	19	19
Third down conversions-attempts	6-12	6-13
Total net yards	354	334
Net yards rushing	164	91
Net yards passing	190	243
Pass attempts-completions-interceptions	23-14-1	37-23-1
Sacks against-yards lost	0-0	2-9
Punts-average	4-55.5	4-39.3
Punt returns-yards	2-5	1-0
Kickoff returns-yards	3-67	2-36
Penalties-yards	3-30	5-45
Fumbles-lost	1-1	2-2
Time of possession	29:40	30:20

## RUSHING

CIN.	ATT	YDS	LG	TD	S.D.	ATT	YDS	LG	TD
B.Green-Ellis	20	92	13	1	R.Mathews	14	61	13	0
G.Bernard	14	57	19	0	D.Woodhead	7	22	7	0
A.Dalton	3	9	11	0	P.Rivers	1	4	4	0
A.Hawkins	1	6	5	0	R.Brown	1	3	3	0
					L.McClain	1	1	1	0
TOTALS	38	164	19	1	TOTALS	24	91	13	0

## PASSING

CIN.	ATT	CMP	YDS	TD-I	S.D.	ATT	CMP	YDS	TD-I
A.Dalton	23	14	190	1-1	P.Rivers	37	23	252	1-1
TOTALS	23	14	190	1-1	TOTALS	37	23	252	1-1

## RECEIVING

CIN.	NO	YDS	LG	TD	S.D.	NO	YDS	LG	TD
A.Green	5	83	28	1	K.Allen	8	106	22	0
A.Hawkins	3	65	50	0	A.Gates	5	41	13	0
M.Jones	2	12	9	0	R.Mathews	5	31	17	0
M.Sanu	1	9	9	0	L.Green	2	45	30t	1
T.Eifert	1	9	9	0	D.Woodhead	2	13	9	0
G.Bernard	1	9	9	0	V.Brown	1	16	16	0
B.Green-Ellis	1	3	3	0					
TOTALS	14	190	50	1	TOTALS	23	252	30t	1

## DEFENSE

Cincinnati (coaches' stats) — ST-AT-TT: V.Burfict 10-3-13, R.Mauluga 6-4-10, D.Peko 4-3-7, R.Nelson 6-0-6, G.Iloka 4-2-6, A.Jones 4-2-6, C.Dunlap 2-2-4, M.Johnson 2-2-4, C.Crocker 2-1-3, W.Gilberry 1-2-3, B.Thompson 0-3-3, V.Rey 1-1-2, J.Harrison 0-2-2, D.Kirkpatrick 1-0-1, T.Newman 1-0-1. SKS.-YDS.: W.Gilberry 1-9, R.Mauluga 1-0. INT.-YDS.: D.Kirkpatrick 1-0. PD: V.Burfict 1, C.Crocker 1, C.Dunlap 1, W.Gilberry 1, A.Jones 1, D.Kirkpatrick 1, D.Still 1. FF: G.Iloka 1, R.Nelson 1. FR-YDS.: G.Iloka 1-0, V.Rey 1-0.

San Diego (press box stats) — ST-AT-TT: D.Butler 9-1-10, R.Marshall 6-2-8, R.Walker 5-1-6, E.Weddle 5-1-6, M.Gilchrist 4-1-5, S.Lissemore 3-1-4, M.Teo 2-2-4, C.Liugot 3-0-3, L.Guy 2-1-3, K.Reyes 2-1-3, J.Addae 2-0-2, C.Thomas 2-0-2, T.Williams 2-0-2, S.Wright 1-0-1, T.Keiser 0-1-1. SKS.-YDS.: None. INT.-YDS.: E.Weddle 1-21. PD: R.Marshall 1, M.Teo 1, E.Weddle 1. FF: M.Gilchrist 1. FR-YDS.: E.Weddle 1-27.



## WEEK 14, GAME 13

Cincinnati Bengals 42, Indianapolis Colts 28  
Sunday, Dec. 8, 2013 at Paul Brown Stadium

The Bengals broke on top with a 29-yard TD pass from QB Andy Dalton to WR Marvin Jones midway through the first quarter, and they led the rest of the way in outscoring Indianapolis, a fellow AFC Division leader. Dalton posted a 120.5 passer rating, with three TDs and no INTs, and HB Giovani Bernard had a team season-high of 99 rushing yards en route to a team-leading 148 yards from scrimmage. The Bengals held 21-point leads in the second half at 21-0, 35-14 and 42-21. Cincinnati got a key TD late in the first half to go up 14-0. Officials ruled initially that HB BenJarvus Green-Ellis had been stopped on a fourth-and-goal rush from the one-yard line, but the replay booth called for a review (a coach's challenge was not applicable). Upon review, referee Jeff Triplette ruled that Green-Ellis was never touched down before falling at the one and then bouncing into the end zone. It was one of two TDs for Green-Ellis, his first multiple-TD game as a Bengal. Cincinnati improved to 9-4 and maintained a two-game lead over Baltimore in the AFC North Division. Though the Colts fell to 8-5, they clinched the AFC South title later in the day when Tennessee lost at Denver.

SCORE BY PERIODS	1	2	3	4	OT	PTS.
Indianapolis.....	0	0	14	14	—	28
Cincinnati.....	7	7	14	14	—	42

TEAM — SCORING PLAY	QTR.-LEFT
Cin. — M.Jones 29 pass from A.Dalton (M.Nugent kick).....	1-8:03
Cin. — B.Green-Ellis 1 run (M.Nugent kick).....	2-1:06
Cin. — B.Green-Ellis 1 run (M.Nugent kick).....	3-10:41
Ind. — D.Rogers 69 pass from A.Luck (A.Vinatieri kick).....	3-9:57
Ind. — L.Brazill 19 pass from A.Luck (A.Vinatieri kick).....	3-6:20
Cin. — J.Gresham 1 pass from A.Dalton (M.Nugent kick).....	3-3:05
Cin. — A.Green 9 pass from A.Dalton (M.Nugent kick).....	4-13:25
Ind. — L.Brazill 29 pass from A.Luck (A.Vinatieri kick).....	4-9:48
Cin. — A.Dalton 8 run (M.Nugent kick).....	4-4:03
Ind. — D.Rogers 2 pass from A.Luck (A.Vinatieri kick).....	4-1:20

Missed FGs: A.Vinatieri (44WR). Attendance: 62,507. Time: 3:11.

TEAM STATISTICS	IND.	CIN.
First downs.....	21	28
Third down conversions-attempts.....	2-10	6-12
Total net yards.....	389	430
Net yards rushing.....	63	155
Net yards passing.....	326	275
Pass attempts-completions-interceptions.....	46-29-0	35-24-0
Sacks against-yards lost.....	0-0	0-0
Punts-average.....	7-47.6	5-50.6
Punt returns-yards.....	1-0	4-73
Kickoff returns-yards.....	7-140	3-86
Penalties-yards.....	6-47	7-60
Fumbles-lost.....	1-0	0-0
Time of possession.....	22:15	37:45

RUSHING	IND.	CIN.
A.Luck.....	2	32
T.Richardson.....	6	20
D.Brown.....	4	11
TOTALS.....	12	63

PASSING	IND.	CIN.
A.Luck.....	46	29
TOTALS.....	46	29

RECEIVING	IND.	CIN.
D.Rogers.....	6	107
T.Richardson.....	5	68
C.Fleener.....	5	31
D.Brown.....	4	18
L.Brazill.....	3	53
D.Heyward-Bey.....	2	23
T.Hilton.....	2	7
W.Saunders.....	1	11
J.Doyle.....	1	8
TOTALS.....	29	326

DEFENSE	IND.	CIN.
D.Rogers.....	6	72
T.Richardson.....	5	41
C.Fleener.....	4	49
D.Brown.....	3	60
L.Brazill.....	3	20
D.Heyward-Bey.....	2	26
T.Hilton.....	1	7
W.Saunders.....	1	11
J.Doyle.....	1	8
TOTALS.....	24	275

Indianapolis (press box stats) — ST-AT-TT: A.Bethea 10-7-17, J.Freeman 4-5-9, L.Landry 4-5-9, D.Butler 4-2-6, K.Sheppard 1-4-5, E.Walden 1-3-4, V.Davis 2-0-2, A.Franklin 1-1-2, J.McNary 1-1-2, F.Moala 0-2-2, J.Chapman 1-0-1, M.Hughes 1-0-1, R.Mathews 1-0-1, C.Redding 1-0-1, C.Vaughn 1-0-1, B.Werner 1-0-1, P.Angerer 0-1-1, R.Mathis 0-1-1. SKS.-YDS.: None. INT.-YDS.: None. PD: V.Davis 1, L.Landry 1, A.Studebaker 1, B.Werner 1. FF: None. FR-YDS.: None.

Cincinnati (coaches' stats) — ST-AT-TT: V.Burfit 7-3-10, V.Rey 5-1-6, D.Kirkpatrick 5-0-5, C.Dunlap 4-1-5, M.Johnson 3-2-5, R.Mauluga 3-1-4, T.Newman 3-1-4, G.Iloka 2-1-3, A.Jones 1-2-3, D.Peko 1-1-2, R.Nelson 1-0-1, B.Thompson 1-0-1, J.Harrison 0-1-1. SKS.-YDS.: None. INT.-YDS.: None. PD: V.Burfit 2, A.Jones 2, C.Dunlap 1, M.Johnson 1, R.Nelson 1, D.Still 1. FF: None. FR-YDS.: None.

## WEEK 15, GAME 14

Pittsburgh Steelers 30, Cincinnati Bengals 20  
Sunday night, Dec. 15, 2013 at Heinz Field

In cold conditions (26 degrees) with 20-mph winds, the Bengals were unable to mount a sufficient comeback after falling behind 21-0 in the first quarter. The Bengals gave up 21 in the opening period for the first time since Sept. 28, 1986 vs. Chicago. Pittsburgh scored its first TD after downing P Kevin Huber at the Cincinnati one-yard line, after Huber dropped the snap. The Steelers had to drive only 47 yards for their second TD, after the Bengals were forced to punt from their 10, and Pittsburgh added a third first-period score on a 67-yard punt return by Antonio Brown. Huber suffered a jaw fracture during the Brown punt return and was sidelined the remainder of the game. The Bengals had a chance to make it a one-score game at 30-22 with 5:46 left in the fourth quarter, but after an Andy Dalton TD pass to WR Marvin Jones, a two-point conversion attempt failed. The Bengals fell to 9-5, and Pittsburgh improved to 6-8, keeping alive its slim playoff hopes.

SCORE BY PERIODS	1	2	3	4	OT	PTS.
Cincinnati.....	0	7	0	13	—	20
Pittsburgh.....	21	6	3	0	—	30

TEAM — SCORING PLAY	QTR.-LEFT
Pitt. — L.Bell 1 run (S.Suisham kick).....	1-9:58
Pitt. — A.Brown 12 pass from B.Roethlisberger (S.Suisham kick).....	1-2:16
Pitt. — A.Brown 67 punt return (S.Suisham kick).....	1-1:12
Pitt. — S.Suisham 25 field goal.....	2-9:36
Cin. — G.Bernard 1 run (M.Nugent kick).....	2-5:14
Pitt. — S.Suisham 45 field goal.....	2-1:14
Pitt. — S.Suisham 26 field goal.....	3-6:18
Cin. — T.Eifert 1 pass from A.Dalton (M.Nugent kick).....	4-14:09
Cin. — M.Jones 13 pass from A.Dalton (pass failed).....	4-5:46

Missed FGs: None. Attendance: 45,873. Time: 3:08.

TEAM STATISTICS	CIN.	PITT.
First downs.....	19	19
Third down conversions-attempts.....	4-14	2-10
Total net yards.....	279	290
Net yards rushing.....	57	106
Net yards passing.....	222	184
Pass attempts-completions-interceptions.....	44-25-0	25-20-1
Sacks against-yards lost.....	1-8	1-7
Punts-average.....	4-41.5	3-38.3
Punt returns-yards.....	0-0	2-78
Kickoff returns-yards.....	5-150	1-20
Penalties-yards.....	6-50	4-25
Fumbles-lost.....	2-1	0-0
Time of possession.....	28:24	31:36

RUSHING	CIN.	PITT.
G.Bernard.....	13	33
A.Dalton.....	4	20
B.Green-Ellis.....	4	4
K.Huber.....	1	0
TOTALS.....	22	57

PASSING	CIN.	PITT.
A.Dalton.....	44	25
TOTALS.....	44	25

RECEIVING	CIN.	PITT.
A.Green.....	9	93
M.Jones.....	5	48
T.Eifert.....	3	33
J.Gresham.....	3	23
M.Sanu.....	3	20
G.Bernard.....	2	13
TOTALS.....	25	230

DEFENSE	CIN.	PITT.
A.Green.....	6	72
J.Gresham.....	5	41
G.Bernard.....	4	49
M.Jones.....	3	60
T.Eifert.....	3	20
M.Sanu.....	2	26
A.Hawkins.....	1	7
TOTALS.....	24	275

Cincinnati (coaches' stats) — ST-AT-TT: V.Burfit 8-5-13, R.Mauluga 5-3-8, R.Nelson 5-2-7, G.Iloka 4-2-6, M.Johnson 4-2-6, B.Thompson 2-4-6, A.Jones 4-1-5, C.Dunlap 3-1-4, D.Kirkpatrick 3-1-4, W.Gilberry 2-2-4, J.Harrison 2-2-4, J.DiManche 2-1-3, V.Rey 1-2-3, D.Still 0-3-3, C.Crocker 1-1-2, D.Peko 0-2-2, M.Boley 1-0-1. SKS.-YDS.: W.Gilberry 1-7. INT.-YDS.: A.Jones 1-0. PD: J.DiManche 1, G.Iloka 1, A.Jones 1. FF: None. FR-YDS.: None.

Pittsburgh (press box stats) — ST-AT-TT: C.Allen 6-1-7, I.Taylor 5-2-7, V.Williams 6-0-6, W.Allen 5-0-5, T.Polamalu 4-1-5, L.Timmons 4-1-5, E.Hood 3-1-4, R.Clark 2-2-4, A.Woods 2-2-4, C.Heyward 1-2-3, J.Worlids 1-2-3, T.Garvin 1-0-1, W.Gay 1-0-1, J.Jones 1-0-1, H.Fangupo 0-1-1. SKS.-YDS.: E.Hood 1-8. INT.-YDS.: None. PD: I.Taylor 2, C.Allen 1, W.Gay 1, T.Polamalu 1, A.Woods 1. FF: T.Polamalu 1. FR-YDS.: E.Hood 1-0.

## WEEK 16, GAME 15

Cincinnati Bengals 42, Minnesota Vikings 14  
Sunday, Dec. 22, 2013 at Paul Brown Stadium

The Bengals rolled over Minnesota, which came in at 4-9-1, and Cincinnati finished the day with the AFC North Division title. Cincinnati clinched at least a playoff spot when Miami lost at Buffalo in a game played at the same time, and when Baltimore lost vs. New England in a late afternoon contest, the Bengals became division champs. Cincinnati posted its largest net yards differential of the season, outgaining the Vikings 429-209, and the Bengals were nine-of-16 on third-down and fourth-down conversions while holding the Vikings to zero-for-11. Cincinnati QB Andy Dalton posted a career-high 136.5 passer rating, including four TD passes and no INTs. The defense set up one TD, when DE Carlos Dunlap logged a 42-yard return of a sack/fumble forced by LB Vincent Rey on Vikings QB Matt Cassel. Later in the second quarter, the defense recorded a TD itself when Rey returned an INT 25 yards for a score. The Bengals improved to 10-5 with the win.

SCORE BY PERIODS	1	2	3	4	OT	PTS.
Minnesota.....	7	0	7	0	—	14
Cincinnati.....	14	14	14	0	—	42

TEAM — SCORING PLAY	QTR.-LEFT
Cin. — B.Green-Ellis 4 run (M.Nugent kick).....	1-13:12
Minn. — J.Wright 36 pass from M.Cassel (B.Walsh kick).....	1-10:02
Cin. — A.Green 29 pass from A.Dalton (M.Nugent kick).....	1-0:57
Cin. — V.Rey 25 interception return (M.Nugent kick).....	2-10:02
Cin. — J.Gresham 16 pass from A.Dalton (M.Nugent kick).....	2-2:22
Cin. — M.Sanu 7 pass from A.Dalton (M.Nugent kick).....	3-10:35
Cin. — A.Green 2 pass from A.Dalton (M.Nugent kick).....	3-3:19
Minn. — C.Patterson 35 run (B.Walsh kick).....	3-1:34

Missed FGs: None. Attendance: 61,555. Time: 2:55.

TEAM STATISTICS	MINN.	CIN.
First downs.....	10	24
Third down conversions-attempts.....	0-9	8-14
Total net yards.....	209	426
Net yards rushing.....	115	81
Net yards passing.....	94	345
Pass attempts-completions-interceptions.....	27-13-3	38-27-0
Sacks against-yards lost.....	4-20	2-18
Punts-average.....	5-39.4	4-40.0
Punt returns-yards.....	1-22	2-27
Kickoff returns-yards.....	6-158	1-3
Penalties-yards.....	5-40	6-55
Fumbles-lost.....	1-1	1-1
Time of possession.....	20:28	39:32

RUSHING									
MINN.	ATT	YDS	LG	TD	CIN.	ATT	YDS	LG	TD
C.Patterson	3	54	35t	1	B.Green-Ellis	12	24	8	1
A.Peterson	11	45	11	0	G.Bernard	13	20	4	0
M.Cassel	3	16	13	0	M.Sanu	3	12	9	0
					A.Dalton	1	10	10	0
					M.Jones	2	6	5	0
					C.Peerman	2	6	4	0
					J.Johnson	4	3	3	0
TOTALS	17	115	35t	1	TOTALS	37	81	10	1

PASSING									
MINN.	ATT	CMP	YDS	TD-I	CIN.	ATT	CMP	YDS	TD-I
M.Cassel	27	13	114	1-3	A.Dalton	38	27	363	4-0
TOTALS	27	13	114	1-3	TOTALS	38	27	363	4-0

RECEIVING									
MINN.	NO	YDS	LG	TD	CIN.	NO	YDS	LG	TD
G.Jennings	4	27	14	0	A.Green	7	97	29t	2
C.Patterson	3	8	11	0	M.Jones	6	85	21	0
R.Ellison	2	22	17	0	M.Sanu	4	35	13	1
J.Wright	1	36	36t	1	J.Gresham	3	46	19	1
J.Banyard	1	11	11	0	A.Hawkins	3	37	34	0
J.Simpson	1	8	8	0	G.Bernard	2	47	41	0
A.Peterson	1	2	2	0	B.Green-Ellis	1	10	10	0
					T.Eifert	1	6	6	0
TOTALS	13	114	36t	1	TOTALS	27	363	41	4

**DEFENSE**  
Minnesota (press box stats) — ST-AT-TT: E.Henderson 7-5-12, C.Greenway 4-4-8, M.Sherels 5-2-7, H.Smith 4-2-6, M.Mitchell 2-4-6, C.Cook 4-1-5, E.Griffin 4-1-5, J.Allen 1-3-4, B.Robison 2-1-3, J.Sanford 2-1-3, A.Sendejo 2-1-3, R.Blanton 1-2-3, S.Floyd 1-2-3, S.Prater 1-1-2, L.Guion 0-2-2, K.Williams 0-1-1. **SKS.-YDS.:** E.Griffin 1-5-12.5, J.Allen 0.5-5.5. **INT.-YDS.:** None. **PD:** M.Sherels 2, C.Cook 1, S.Floyd 1. **FF:** E.Henderson 1. **FR-YDS.:** J.Sanford 1-0.

Cincinnati (coaches' stats) — ST-AT-TT: C.Dunlap 5-1-6, V.Burfi 4-2-6, D.Peko 3-3-6, R.Nelson 4-1-5, M.Johnson 2-3-5, A.Jones 3-1-4, R.Mauluga 2-2-4, C.Crocker 2-1-3, B.Thompson 0-3-3, D.Kirkpatrick 2-0-2, G.Iloka 1-1-2, M.Boley 1-0-1, M.Hunt 1-0-1, V.Rey 1-0-1, W.Gilberry 0-1-1. **SKS.-YDS.:** V.Burfi 2-10, C.Dunlap 0.5-0.5, D.Peko 0.5-0.5. **INT.-YDS.:** V.Rey 1-25, R.Mauluga 1-14, G.Iloka 1-(-1). **PD:** C.Dunlap 2, A.Jones 2, W.Gilberry 1, B.Ghee 1, G.Iloka 1, D.Kirkpatrick 1, R.Mauluga 1, R.Nelson 1, V.Rey 1. **FF:** V.Rey 1. **FR-YDS.:** C.Dunlap 1-42.

## WEEK 17, GAME 16

Cincinnati Bengals 34, Baltimore Ravens 17  
Sunday, Dec. 29, 2013 at Paul Brown Stadium

The Bengals had their share of early problems, but wound up with their largest-ever winning margin against Baltimore. Already having clinched the AFC North Division title, the Bengals were in search of a No. 2 AFC playoff seed but had to settle for the third spot when New England also won. The Ravens, defending Super Bowl champs, were eliminated from playoff contention, not getting the help they needed in other games to combat their loss. The Ravens had chances for a big early lead, following two INTs, but the Bengals defense twice held for FGs and limited the deficit to 6-0. The Bengals went up 17-6 at halftime, later were tied at 17-17 and ended the game with a 17-0 run. Bengals QB Andy Dalton set new Cincinnati season records for passing yards (4293) and TD passes (33). The Bengals finished the regular season with an 11-5 record.

SCORE BY PERIODS	1	2	3	4	OT	PTS.
Baltimore.....	6	0	11	0	—	17
Cincinnati.....	7	10	0	17	—	34

TEAM — SCORING PLAY	QTR.-LEFT
Balt. — J.Tucker 38 field goal.....	1-13:48
Balt. — J.Tucker 22 field goal.....	1-2:26
Cin. — A.Green 53 pass from A.Dalton (M.Nugent kick).....	1-0:17
Cin. — M.Nugent 39 field goal.....	2-6:36
Cin. — M.Jones 16 pass from A.Dalton (M.Nugent kick).....	2-1:51
Balt. — J.Tucker 34 field goal.....	3-9:30
Balt. — M.Brown 8 pass from J.Flacco (R.Rice run).....	3-5:13
Cin. — A.Dalton 1 run (M.Nugent kick).....	4-13:29
Cin. — M.Nugent 38 field goal.....	4-12:19
Cin. — D.Kirkpatrick 21 interception return (M.Nugent kick).....	4-4:07

Missed FGs: None. Attendance: 62,406. Time: 3:06.

TEAM STATISTICS	BALT.	CIN.
First downs.....	17	21
Third down conversions-attempts.....	4-15	7-13
Total net yards.....	222	392
Net yards rushing.....	47	111
Net yards passing.....	175	281
Pass attempts-completions-interceptions.....	50-30-3	36-21-4
Sacks against-yards lost.....	2-17	0-0
Punts-average.....	6-47.5	3-36.0
Punt returns-yards.....	1-3	5-35
Kickoff returns-yards.....	6-169	4-105
Penalties-yards.....	6-56	10-76
Fumbles-lost.....	0-0	1-0
Time of possession.....	26:03	33:57

RUSHING									
BALT.	ATT	YDS	LG	TD	CIN.	ATT	YDS	LG	TD
B.Pierce	5	28	14	0	B.Green-Ellis	11	66	12	0
R.Rice	6	15	5	0	A.Dalton	6	23	9	1
B.Scott	2	3	2	0	G.Bernard	13	22	7	0
J.Flacco	1	1	1	0					
TOTALS	14	47	14	0	TOTALS	30	111	12	1

PASSING									
BALT.	ATT	CMP	YDS	TD-I	CIN.	ATT	CMP	YDS	TD-I
J.Flacco	50	30	192	1-3	A.Dalton	36	21	281	2-4
TOTALS	50	30	192	1-3	TOTALS	36	21	281	2-4

RECEIVING									
BALT.	NO	YDS	LG	TD	CIN.	NO	YDS	LG	TD
D.Pitta	8	63	11	0	M.Jones	5	61	17	1
R.Rice	7	35	9	0	G.Bernard	5	51	27	0
M.Brown	5	30	9	1	A.Green	4	61	53t	1
B.Pierce	4	18	8	0	A.Hawkins	3	74	38	0
T.Smith	3	27	14	0	M.Sanu	1	12	12	0
J.Jones	1	11	11	0	O.Charles	1	8	8	0
B.Scott	1	8	8	0	D.Sanzenbacher	1	7	7	0
T.Doss	1	0	0	0	Al.Smith	1	7	7	0
TOTALS	30	192	14	1	TOTALS	21	281	53t	2

**DEFENSE**  
Baltimore (press box stats) — ST-AT-TT: M.Elam 7-3-10, J.McClain 4-4-8, J.Ihedigbo 5-2-7, H.Ngata 5-2-7, D.Smith 3-2-5, L.Webb 3-1-4, C.Canty 2-1-3, C.Graham 1-2-3, J.Smith 1-1-2, T.Cody 0-2-2, D.Tyson 1-0-1, C.Upshaw 1-0-1, B.Williams 1-0-1, P.McPhee 0-1-1, T.Suggs 0-1-1. **SKS.-YDS.:** None. **INT.-YDS.:** C.Graham 1-28, L.Webb 1-19, J.Ihedigbo 1-8, J.Smith 1-0. **PD:** L.Webb 2, J.Smith 2, C.Graham 1, J.Ihedigbo 1. **FF:** J.McClain 1. **FR-YDS.:** None.

Cincinnati (coaches' stats) — ST-AT-TT: V.Burfi 13-3-16, D.Peko 6-3-9, D.Kirkpatrick 4-5-9, R.Mauluga 6-1-7, M.Johnson 4-3-7, R.Nelson 5-1-6, C.Crocker 4-1-5, C.Dunlap 1-1-2, M.Boley 1-0-1, V.Rey 1-0-1, M.Hunt 0-1-1, B.Thompson 0-1-1. **SKS.-YDS.:** C.Crocker 1-9, M.Hunt 0.5-4, M.Johnson 0.5-4. **INT.-YDS.:** D.Kirkpatrick 2-21, C.Crocker 1-9. **PD:** D.Kirkpatrick 3, C.Dunlap 2, A.Jones 2, R.Nelson 2, C.Crocker 1, G.Iloka 1, M.Johnson 1, R.Mauluga 1. **FF:** None. **FR-YDS.:** None.

## 2013 SEASON

## AFC WILD CARD PLAYOFF

San Diego Chargers 27, Cincinnati Bengals 10  
Sunday, Jan. 5, 2014 at Paul Brown Stadium

The AFC North Division champion Bengals piled up a 439-318 yardage edge in their Wild Card playoff vs. San Diego, but the Chargers won with relative ease while posting a plus-four edge in turnover differential (four takeaways, no giveaways). The Bengals held a 10-7 halftime lead, but San Diego went ahead on an 80-yard TD drive on its first possession of the third quarter. The Chargers added a third-quarter FG after Bengals QB Andy Dalton lost a fumble, and the Chargers tacked on a fourth-quarter TD following an INT. The Bengals' lone TD came on a four-yard second-quarter pass from Dalton to TE Jermaine Gresham. WR Marvin Jones set a Bengals postseason record with 130 receiving yards, topping a former mark of 120 by Cris Collinsworth, and Dalton's 334 passing yards were second-most in Bengals postseason annals. The Chargers, a Wild Card playoff entry, advanced to a Divisional round game at New England.

SCORE BY PERIODS	1	2	3	4	OT	PTS.
San Diego .....	7	0	10	10	—	27
Cincinnati.....	0	10	0	0	—	10

TEAM — SCORING PLAY	QTR.-LEFT
S.D. — D.Woodhead 5 run (N.Novak kick).....	1-0:48
Cin. — J.Gresham 4 pass from A.Dalton (M.Nugent kick).....	2-5:59
Cin. — M.Nugent 46 field goal.....	2-0:00
S.D. — L.Green 4 pass from P.Rivers (N.Novak kick).....	3-6:46
S.D. — N.Novak 25 field goal.....	3-2:00
S.D. — N.Novak 23 field goal.....	4-14:16
S.D. — R.Brown 58 run (N.Novak kick) .....	4-2:17

Missed FGs: None. Attendance: 62,277. Time: 3:10.

TEAM STATISTICS	S.D.	CIN.
First downs.....	16	27
Third down conversions-attempts.....	4-12	3-12
Total net yards.....	318	439
Net yards rushing.....	196	113
Net yards passing.....	122	326
Pass attempts-completions-interceptions.....	16-12-0	51-29-2
Sacks against-yards lost.....	1-6	3-8
Punts-average.....	6-43.2	3-39.3
Punt returns-yards.....	0-0	3-6
Kickoff returns-yards.....	1-23	6-151
Penalties-yards.....	5-28	4-38
Fumbles-lost.....	0-0	3-2
Time of possession.....	29:28	30:32

## RUSHING

S.D.	ATT	YDS	LG	TD	CIN.	ATT	YDS	LG	TD
R.Brown	8	77	58t	1	G.Bernard	12	45	12	0
D.Woodhead	15	54	9	1	B.Green-Ellis	8	42	12	0
R.Mathews	13	52	8	0	A.Dalton	5	26	12	0
E.Royal	1	9	9	0					
P.Rivers	2	4	2	0					
L.McClain	1	0	0	0					
TOTALS	40	196	58t	2	TOTALS	25	113	12	0

## PASSING

S.D.	ATT	CMP	YDS	TD-I	CIN.	ATT	CMP	YDS	TD-I
P.Rivers	16	12	128	1-0	A.Dalton	51	29	334	1-2
TOTALS	16	12	128	1-0	TOTALS	51	29	334	1-2

## RECEIVING

S.D.	NO	YDS	LG	TD	CIN.	NO	YDS	LG	TD
L.Green	3	34	22	1	M.Jones	8	130	49	0
K.Allen	2	21	12	0	G.Bernard	7	73	17	0
D.Woodhead	2	14	11	0	J.Gresham	7	64	13	1
R.Mathews	2	12	9	0	A.Green	3	34	14	0
E.Royal	1	33	33	0	A.Hawkins	3	20	10	0
R.Brown	1	9	9	0	M.Sanu	1	13	13	0
A.Gates	1	5	5	0					
TOTALS	12	128	33	1	TOTALS	29	334	49	1

## DEFENSE

San Diego (press box stats) — **ST-AT-TT:** D.Butler 9-3-12, M.Te'o 3-4-7, J.Addae 4-1-5, M.Gilchrist 3-2-5, J.Johnson 3-2-5, C.Liugot 3-2-5, R.Walker 3-2-5, E.Weddle 3-2-5, S.Wright 3-2-5, M.Ingram 0-3-3, R.Marshall 2-0-2, C.Thomas 2-0-2, D.Stuckey 1-1-2, L.Guy 1-0-1, K.Reyes 0-1-1. **SKS.-YDS.:** J.Johnson 1-4, C.Thomas 1-3, C.Liugot 1-1. **INT.-YDS.:** S.Wright 1-30, M.Ingram 1-3. **PD:** D.Stuckey 2, M.Ingram 1, K.Reyes 1, E.Weddle 1, S.Wright 1. **FF:** D.Butler 1. **FR-YDS.:** R.Marshall 1-13, J.Addae 1-0.

Cincinnati (coaches' stats) — **ST-AT-TT:** R.Mauluga 12-3-15, B.Thompson 5-3-8, A.Jones 7-0-7, V.Burfict 5-2-7, D.Peko 4-2-6, C.Dunlap 4-1-5, W.Gilberry 3-2-5, R.Nelson 4-0-4, M.Johnson 1-2-3, C.Crocker 2-0-2, G.Iloka 2-0-2, D.Kirkpatrick 2-0-2, J.Harrison 1-1-2. **SKS.-YDS.:** V.Burfict 0.5-3, C.Crocker 0.5-3. **INT.-YDS.:** None. **PD:** None. **FF:** None. **FR-YDS.:** None.

# 2013 PRESEASON STATISTICS

RECORD: 3-1

DATE	W-L	SCORE	OPPONENT	ATTENDANCE
8-8-12	W	34-10	at Atlanta	69,076
8-17-12	W	27-19	TENNESSEE	43,462
8-24-12	L	18-24	at Dallas	76,376
8-29-12	W	27-10	INDIANAPOLIS	49,229

TEAM STATISTICS		BENGALS	OPPONENTS
TOTAL FIRST DOWNS	.....	84	76
Rushing	.....	33	26
Passing	.....	42	46
Penalty	.....	9	4
3rd Down: Made-Att	.....	26-53	28-61
3rd Down Pct.	.....	49.1	45.9
4th Down: Made-Att	.....	4-5	3-3
4th Down Pct.	.....	80.0	100.0
POSSESSION AVG.	.....	27:59	32:01
TOTAL NET YARDS	.....	1459	1261
Avg. Per Game	.....	364.8	315.3
Total Plays	.....	248	261
Avg. Per Play	.....	5.9	4.8
NET YARDS RUSHING	.....	703	519
Avg. Per Game	.....	175.8	129.8
Total Rushes	.....	129	129
NET YARDS PASSING	.....	756	742
Avg. Per Game	.....	189.0	185.5
Sacked-Yards Lost	.....	7-32	10-51
Gross Yards	.....	788	793
Att.-Completions	.....	112-67	122-74
Completion Pct.	.....	59.8	60.7
Had Intercepted	.....	2	2
PUNTS-AVG.	.....	10-46.4	17-43.2
Net Punting Avg.	.....	10-39.4	17-30.1
PENALTIES-YARDS	.....	21-185	23-224
FUMBLES-BALLS LOST	.....	6-5	2-0
TOUCHDOWNS	.....	12	7
Rushing	.....	5	0
Passing	.....	5	7
Returns	.....	2	0

SCORE BY PERIODS	1	2	3	4	OT	PTS
BENGALS	.....	24	34	23	25	0
OPPONENTS	.....	9	14	23	17	0

SCORING	TD	TD-R	TD-P	TD-RT	K-PAT	FG	S	PTS
Mike Nugent	.....	0	0	0	8-8	5-5	0	23
Giovani Bernard	.....	3	3	0	0	—	0	18
Dane Sanzenbacher	.....	2	0	1	1	—	0	12
Brandon Tate	.....	2	0	1	1	—	0	12
Quinn Sharp	.....	0	0	0	0	3-3	2-2	0
Rex Burkhead	.....	1	1	0	0	—	0	6
Cobi Hamilton	.....	1	0	1	0	—	0	6
Daniel Herron	.....	1	1	0	0	—	0	6
Marvin Jones	.....	1	0	1	0	—	0	6
Mohamed Sanu	.....	1	0	1	0	—	0	6
Ryan Whalen	.....	0	0	0	0	—	0	2
BENGALS	.....	12	5	5	2	11-11	7-7	106
OPPONENTS	.....	7	0	7	0	6-6	5-10	0

Two-point conversions: Ryan Whalen. BENGALS 1-1 (0-0 R, 1-1 P), OPPONENTS 0-1 (0-0 R, 0-1 P).

Sacks-yards: Dontay Moch 3-17, Rey Mauluga 1-8, Jayson DiManche 1-7, Margus Hunt 1-7, J.K. Schaffer 1-6, Jeremy Miles 1-4, Taylor Mays 1-1, Devon Still 1-1. BENGALS 10-51, OPPONENTS 7-32.

Fumbles-lost: Josh Johnson 2-1, Andy Dalton 1-1, Cobi Hamilton 1-1, Marvin Jones 1-1, Cedric Peerman 1-1. BENGALS 6-5, OPPONENTS 2-0.

RUSHING	ATT	YDS	AVG	LG	TD
Daniel Herron	.....	31	167	5.4	40t
Josh Johnson	.....	12	143	11.9	43
Rex Burkhead	.....	28	130	4.6	22
Giovani Bernard	.....	27	116	4.3	18
Cedric Peerman	.....	17	80	4.7	22
BenJarvus Green-Ellis	.....	10	35	3.5	11
Cobi Hamilton	.....	2	35	17.5	18
John Skelton	.....	1	-1	-1.0	-1
Roy Roundtree	.....	1	-2	-2.0	-2
BENGALS	.....	129	703	5.4	43
OPPONENTS	.....	129	519	4.0	23

RECEIVING	REC	YDS	AVG	LG	TD
Giovani Bernard	.....	7	71	10.1	22
Cobi Hamilton	.....	7	68	9.7	30
Marvin Jones	.....	7	55	7.9	17
Brandon Tate	.....	6	87	14.5	22
Mohamed Sanu	.....	6	70	11.7	24
Dane Sanzenbacher	.....	5	100	20.0	36t
Ryan Whalen	.....	5	56	11.2	24
Rex Burkhead	.....	5	39	7.8	10
Jermaine Gresham	.....	5	39	7.8	11
A.J. Green	.....	3	42	14.0	26
Tyler Eifert	.....	3	32	10.7	25
Bryce Davis	.....	2	40	20.0	26
Taveon Rogers	.....	2	39	19.5	30
Richard Quinn	.....	2	19	9.5	11
Roy Roundtree	.....	1	18	18.0	18
John Conner	.....	1	13	13.0	13
BENGALS	.....	67	788	11.8	36t
OPPONENTS	.....	74	793	10.7	46t

INTERCEPTIONS	NO	YDS	AVG	LG	TD
J.K. Schaffer	.....	1	5	5.0	5
Brandon Ghee	.....	1	2	2.0	2
BENGALS	.....	2	7	3.5	5
OPPONENTS	.....	2	0	0.0	6

PUNTING	NO	YDS	AVG	NET	TB	IN-20	LG	BLK
Kevin Huber	.....	10	464	46.4	39.4	1	3	60
BENGALS	.....	10	464	46.4	39.4	1	3	60
OPPONENTS	.....	17	735	43.2	30.1	0	4	59

PUNT RETURNS	NO	FC	YDS	AVG	LG	TD
Dane Sanzenbacher	.....	4	2	99	24.8	71t
Brandon Tate	.....	4	3	104	26.0	75t
Giovani Bernard	.....	2	0	20	10.0	10
BENGALS	.....	10	5	223	22.3	75t
OPPONENTS	.....	6	3	50	8.3	15

KICKOFF RETURNS	NO	YDS	AVG	LG	TD
Brandon Tate	.....	4	122	30.5	51
Onterio McCalebb	.....	3	76	25.3	34
Dane Sanzenbacher	.....	2	75	37.5	53
Taveon Rogers	.....	1	24	24.0	24
BENGALS	.....	10	297	29.7	53
OPPONENTS	.....	13	279	21.5	39

FIELD GOALS	1-19	20-29	30-39	40-49	50+
Mike Nugent	.....	0-0	1-1	3-3	1-1
Quinn Sharp	.....	0-0	1-1	0-0	1-1
BENGALS	.....	0-0	2-2	3-3	2-2
OPPONENTS	.....	0-0	2-2	1-3	2-3

Mike Nugent: (32G), (38G, 26G), (—), (42G, 33G).  
 Quinn Sharp: (47G), (—), (28G), (—).  
 Bengals: (32G, 47G), (38G, 26G), (28G), (42G, 33G).  
 Opponents: (37G), (44G, 38WL, 37WR, 47WR, 26G), (50WL, 26G), (43G, 52WL).

PASSING	ATT	CMP	YDS	CMP%	YDS/ATT	TD	TD%	INT	INT%	LG	SKD-YDS	RAT
Josh Johnson.....	49	27	275	55.1	5.61	3	6.1	1	2.0	30	5-21	83.3
Andy Dalton.....	38	25	283	65.8	7.45	1	2.6	1	2.6	26	1-8	85.7
John Skelton.....	25	15	230	60.0	9.20	1	4.0	0	0.0	36t	1-3	103.8
BENGALS.....	112	67	788	59.8	7.04	5	4.5	2	1.8	36t	7-32	88.7
OPPONENTS.....	122	74	793	60.7	6.50	7	5.7	2	1.6	46t	10-51	92.0

DEFENSE*	ST	AT	TT	SKS-YDS	INT-YDS	PD	FF	FR-YDS
J.K. Schaffer	.....	11	9	20	1-6	1-5	1	0
Shawn Williams	.....	8	10	18	0-0	0-0	0	0
Jayson DiManche	.....	9	7	16	1-7	0-0	0	0
Devon Still	.....	8	7	15	1-1	0-0	1	0
Vontaze Burfict	.....	10	4	14	0-0	0-0	0	0
Dre Kirkpatrick	.....	11	2	13	0-0	0-0	0	0
Taylor Mays	.....	8	2	10	1-1	0-0	0	0
Margus Hunt	.....	6	4	10	1-7	0-0	0	0
Bruce Taylor	.....	6	4	10	0-0	0-0	0	0
Terence Newman	.....	9	0	9	0-0	0-0	1	0
Jeremy Miles	.....	6	3	9	1-4	0-0	0	0
Leon Hall	.....	7	1	8	0-0	0-0	1	0
Vincent Rey	.....	4	4	8	0-0	0-0	0	0
Reggie Nelson	.....	6	1	7	0-0	0-0	0	0
Rey Mauluga	.....	4	3	7	1-8	0-0	1	0
Wallace Gilberry	.....	5	1	6	0-0	0-0	0	1
Shaun Prater	.....	5	1	6	0-0	0-0	0	0
Geno Atkins	.....	4	2	6	0-0	0-0	0	0
Dontay Moch	.....	4	2	6	3-17	0-0	0	0
Domata Peko	.....	4	2	6	0-0	0-0	0	0
Emmanuel Lamur	.....	3	2	5	0-0	0-0	0	0
Chris Lewis-Harris	.....	2	3	5	0-0	0-0	1	0
Michael Johnson	.....	3	1	4	0-0	0-0	0	0
DeQuin Evans	.....	3	0	3	0-0	0-0	0	0
James Harrison	.....	2	1	3	0-0	0-0	0	0
George Iloka	.....	2	1	3	0-0	0-0	0	0
Terrence Stephens	.....	2	1	3	0-0	0-0	0	0
Brandon Thompson	.....	2	1	3	0-0	0-0	0	0
Jordan Campbell	.....	1	2	3	0-0	0-0	0	0
Brandon Ghee	.....	1	2	3	0-0	1-2	1	0
Adam Jones	.....	1	1	2	0-0	0-0	1	0
Tony Dye	.....	1	0	1	0-0	0-0	1	0
Robert Geathers	.....	1	0	1	0-0	0-0	0	0
Brandon Joiner	.....	1	0	1	0-0	0-0	0	0
Sean Porter	.....	0	1	1	0-0	0-0	0	0
Troy Stoudemire	.....	0	1	1	0-0	0-0	1	0

SPECIAL TEAMS*	ST	AT	TT	FF	FR-YDS	BP	BFG	BXP
Dontay Moch	.....	3	0	3	0	0-0	0	0
Orson Charles	.....	2	1	3	0	0-0	0	0
Jayson DiManche	.....	2	0	2	0	0-0	0	0
Jeremy Miles	.....	2	0	2	0	0-0	0	0
Cedric Peerman	.....	2	0	2	0	0-0	0	0
Rex Burkhead	.....	1	1	2	0	0-0	0	0
Tony Dye	.....	1	0	1	0	0-0	0	0
DeQuin Evans	.....	1	0	1	0	0-0	0	0
Marvin Jones	.....	1	0	1	0	0-0	0	0
J.K. Schaffer	.....	1	0	1	0	0-0	0	0
Shawn Williams	.....	1	0	1	0	0-0	0	0
Clark Harris	.....	0	1	1	0	0-0	0	0
Chris Lewis-Harris	.....	0	1	1	0	0-0	0	0

\* NOTE: All defensive statistics above are press box defensive statistics produced at the games.

# 2013 PRESEASON PARTICIPATION CHART

## LEGEND

(NOTE: Position designation indicates start.)  
P — played as a substitute  
DNP — did not play

RI — reserve/injured list  
RPUP — reserve/physically unable to perform list  
RNFI — reserve/non-football injury list

NWT — not with team  
REX — roster exemption  
# — unsigned

NAME	Cin. G-S	1 @Atl.	2 TENN.	3 @Dall.	4 IND.
Atkins, Geno.....	4-4	DT	DT	DT	DT
Bernard, Giovani.....	4-1	P	HB	P	P
Black, Larry.....	0-0	RI	RI	RI	RI
Boling, Clint.....	4-4	LG	LG	LG	LG
Boyd, Jheranie.....	2-0	P	P	DNP	NWT
Brown, Terrence.....	3-0	P	P	P	NWT
Burfict, Vontaze.....	4-4	WLB	WLB	WLB	WLB
Burkhead, Rex.....	4-0	P	P	P	P
Campbell, Jordan.....	3-0	P	P	P	NWT
Charles, Orson.....	4-0	P	P	P	P
Collins, Anthony.....	4-4	LOT	LOT	LOT	LOT
Conner, John.....	4-1	P	P	P	FB
Cook, Kyle.....	4-4	C	C	C	C
Dalton, Andy.....	4-4	QB	QB	QB	QB
Davis, Bryce.....	4-0	P	P	P	P
DiManche, Jayson.....	4-0	P	P	P	P
Dunlap, Carlos.....	0-0	DNP	DNP	DNP	DNP
Dye, Tony.....	4-0	P	P	P	P
Eifert, Tyler.....	2-2	2ndTE	2ndTE	DNP	DNP
Evans, DeQuin.....	4-0	P	P	P	P
Fragel, Reid.....	2-0	DNP	DNP	P	P
Geathers, Robert.....	3-3	LDE	LDE	DNP	LDE
Ghee, Brandon.....	2-0	P	P	DNP	DNP
Gilberry, Wallace.....	4-2	P	RDE	LDE	P
Goard, Tyrone.....	1-0	DNP	P	NWT	NWT
Green, A.J.....	2-2	DNP	DNP	WR	WR
Green-Ellis, BenJarvus.....	3-3	HB	DNP	HB	HB
Gresham, Jermaine.....	4-4	TE	TE	TE	TE
Hall, Leon.....	4-4	RCB	RCB	RCB	RCB
Hamilton, Cobi.....	4-0	P	P	P	P
Harris, Clark.....	3-0	P	P	DNP	P
Harrison, James.....	3-3	SLB	SLB	DNP	SLB
Hawkins, Andrew.....	0-0	DNP	DNP	DNP	DNP
Hawkinson, Tanner.....	2-0	P	DNP	DNP	P
Herron, Daniel.....	4-0	P	P	P	P
Huber, Kevin.....	4-0	P	P	P	P
Hudson, Otis.....	0-0	NWT	DNP	DNP	NWT
Hunt, Margus.....	4-0	P	P	P	P
Iloka, George.....	2-1	SS	DNP	DNP	P
Johnson, Josh.....	4-0	P	P	P	P
Johnson, Michael.....	3-3	RDE	DNP	RDE	RDE
Johnson, T.J.....	4-0	P	P	P	P
Joiner, Brandon.....	2-0	P	P	DNP	RI
Jones, Adam.....	3-0	P	P	DNP	P
Jones, Marvin.....	3-1	DNP	WR	P	P
Kirkpatrick, Dre.....	3-0	P	P	P	DNP
Lamur, Emmanuel.....	3-1	P	DNP	SLB	P
Lewis-Harris, Chris.....	4-0	P	P	P	P
Maulaluga, Rey.....	4-4	MLB	MLB	MLB	MLB
Maybin, Aaron.....	2-0	P	P	NWT	NWT
Mays, Taylor.....	4-3	P	SS	SS	SS
McCalebb, Onterio.....	4-0	P	P	P	P
Meatoga, Vaughn.....	2-0	P	DNP	P	NWT
Miles, Jeromy.....	4-0	P	P	P	P
Moch, Dontay.....	4-0	P	P	P	P
Nelson, Reggie.....	4-4	FS	FS	FS	FS
Newman, Terence.....	4-4	LCB	LCB	LCB	LCB
Nugent, Mike.....	4-0	P	P	P	P
Peerman, Cedric.....	4-0	P	P	P	P
Peko, Domata.....	4-4	NT	NT	NT	NT
Pollak, Mike.....	4-0	P	P	P	P
Porter, Sean.....	1-0	P	DNP	DNP	RI
Prater, Shaun.....	4-0	P	P	P	P
Pressley, Chris.....	0-0	DNP	DNP	DNP	RPUP
Quinn, Richard.....	3-0	P	P	P	NWT
Rey, Vincent.....	2-0	DNP	DNP	P	P
Robinson, Trevor.....	4-0	P	P	P	P
Robinson, Zac.....	0-0	DNP	DNP	DNP	RPUP
Rogers, Taveon.....	4-0	P	P	P	P
Roland, Dennis.....	4-1	P	P	P	ROT
Roundtree, Roy.....	4-0	P	P	P	P
Sanu, Mohamed.....	4-4	WR	WR	WR	WR
Sanzenbacher, Dane.....	4-0	P	P	P	P
Schaffer, J.K.....	4-0	P	P	P	P
Scott, Bernard.....	0-0	DNP	DNP	DNP	DNP
Sharp, Quinn.....	3-0	P	P	P	NWT
Skelton, John.....	3-0	P	P	DNP	P
Smith, Alex.....	3-1	DNP	P	2ndTE	P
Smith, Andre.....	3-3	ROT	ROT	ROT	DNP
Stephens, Terrence.....	4-0	P	P	P	P
Still, Devon.....	4-0	P	P	P	P
Stoudermire, Troy.....	1-0	DNP	P	NWT	NWT
Sullen, John.....	4-0	P	P	P	P
Tate, Brandon.....	4-1	WR	P	P	P
Taylor, Bruce.....	4-0	P	P	P	P
Thompson, Brandon.....	2-0	DNP	DNP	P	P
Weaver, Jason.....	3-0	P	P	P	NWT
Whalen, Ryan.....	4-0	P	P	P	P
Whitworth, Andrew.....	0-0	DNP	DNP	DNP	DNP
Williams, Shawn.....	4-0	P	P	P	P
Zeitler, Kevin.....	4-4	RG	RG	RG	RG





# **RECORDS**

# REGULAR-SEASON INDIVIDUAL RECORDS

The following are regular-season records. Postseason records can be found in the postseason portion of the team history section.

## SERVICE

### MOST SEASONS

16	Ken Anderson.....	1971-86
15	Ken Riley.....	1969-83
14	Reggie Williams.....	1976-89
13	Jim Breech.....	1980-92
13	Anthony Munoz.....	1980-92
13	Joe Walter.....	1985-97
13	Rich Brahm.....	1994-2006

### GAMES PLAYED/CAREER

207	Ken Riley.....	1969-83
206	Reggie Williams.....	1976-89
192	Ken Anderson.....	1971-86
188	Tim Krumrie.....	1983-94
185	Anthony Munoz.....	1980-92

### CONSECUTIVE GAMES PLAYED

169	Lee Johnson.....	1988-98
149	Pat McNally.....	1976-85
137	Reggie Williams.....	1980-89
122	Tim Krumrie.....	1987-94
117	Tony McGee.....	1993-2001

## SCORING

### TOTAL POINTS

CAREER	1151	Jim Breech.....	1980-92
	779	Shayne Graham.....	2003-09
	660	Doug Pelfrey.....	1993-99
	549	Horst Muhlmann.....	1969-74
	420	Pete Johnson.....	1977-83

SEASON	132	Mike Nugent.....	2011
(total)	131	Shayne Graham.....	2005
	130	Shayne Graham.....	2007
	122	Shayne Graham.....	2004
	121	Doug Pelfrey.....	1995

SEASON	8.25	Mike Nugent (132 points/16 games).....	2011
(average per	8.19	Shayne Graham (131 points/16 games).....	2005
team game)	8.13	Shayne Graham (130 points/16 games).....	2007
	7.93	Horst Muhlmann (111 points/14 games).....	1972
	7.71	Horst Muhlmann (108 points/14 games).....	1970

GAME	24	Larry Kinnebrew.....	Oct. 28, 1984 at Houston
	24	Corey Dillon.....	Dec. 4, 1997 vs. Tennessee
	24	Marvin Jones.....	Oct. 27, 2013 vs. N.Y. Jets
	21	Shayne Graham.....	Nov. 11, 2007 at Baltimore
	19	Horst Muhlmann.....	Nov. 8, 1970 at Buffalo
	19	Horst Muhlmann.....	Dec. 17, 1972 at Houston

### TOUCHDOWNS

CAREER	70	Pete Johnson.....	1977-83
	66	Chad Johnson.....	2001-10
	64	James Brooks.....	1984-91
	64	Carl Pickens.....	1992-99
	53	Isaac Curtis.....	1973-84

SEASON	17	Carl Pickens.....	1995
	16	Pete Johnson.....	1981
	15	Pete Johnson.....	1979
	15	Ickey Woods.....	1988
	14	Pete Johnson.....	1983
	14	James Brooks.....	1988

GAME	4	Larry Kinnebrew.....	Oct. 28, 1984 at Houston
	4	Corey Dillon.....	Dec. 4, 1997 vs. Tennessee
	4	Marvin Jones.....	Oct. 27, 2013 vs. N.Y. Jets
	3	(many times, most recently Chad Johnson, Nov. 25, 2007 vs. Tennessee)	

### MOST GAMES WITH AT LEAST ONE TOUCHDOWN

CONSECUTIVE	10	Carl Pickens.....	Nov. 27, 1994-Oct. 1, 1995
	9	A.J. Green.....	Sept. 16, 2012-Nov. 18, 2012
	8	T.J. Houshmandzadeh.....	Sept. 10-Nov. 4, 2007
	6	Stan Fritts.....	Nov. 17, 1975-Dec. 21, 1975
	6	Rudi Johnson.....	Nov. 6-Dec. 18, 2005

### POINTS AFTER TOUCHDOWNS

CAREER	476	Jim Breech.....	1980-92
	248	Shayne Graham.....	2003-09
	201	Doug Pelfrey.....	1993-99
	189	Horst Muhlmann.....	1969-74
	137	Mike Nugent.....	2010-13

SEASON	56	Jim Breech.....	1988
	52	Mike Nugent.....	2013
	50	Jim Breech.....	1986
	49	Jim Breech.....	1981
	48	Jim Breech.....	1985

GAME	8	Jim Breech.....	Oct. 29, 1989 vs. Tampa Bay
	7	(seven times; most recently Mike Nugent, Oct. 27, 2013 vs. N.Y. Jets)	

### FIELD GOALS

CAREER	225	Jim Breech.....	1980-92
	177	Shayne Graham.....	2003-09
	153	Doug Pelfrey.....	1993-99
	120	Horst Muhlmann.....	1969-74
	85	Mike Nugent.....	2010-13

SEASON	33	Mike Nugent.....	2011
(total)	31	Shayne Graham.....	2007
	29	Doug Pelfrey.....	1995
	28	Doug Pelfrey.....	1994
	28	Shayne Graham.....	2005

SEASON	2.06	Mike Nugent (33 field goals/16 games).....	2011
(average per	1.94	Shayne Graham (31 field goals/16 games).....	2007
team game)	1.93	Horst Muhlmann (27 field goals/14 games).....	1972
	1.81	Doug Pelfrey (29 field goals/16 games).....	1995
	1.78	Horst Muhlmann (25 field goals/14 games).....	1970

GAME	7	Shayne Graham.....	Nov. 11, 2007 at Baltimore
	6	Doug Pelfrey.....	Nov. 6, 1994 at Seattle
	5	(six times; most recently Mike Nugent, Sept. 19, 2010 vs. Baltimore)	

### CONSECUTIVE FIELD GOALS

	21	Shayne Graham.....	2007
	17	Shayne Graham.....	2005-06
	14	Mike Nugent.....	2010-11
	13	Jim Breech.....	1990
	13	Doug Pelfrey.....	1993
	13	Doug Pelfrey.....	1995
	13	Shayne Graham.....	2004

### LONGEST FIELD GOALS

	55	Chris Bahr.....	Sept. 23, 1979 vs. Houston
	55	Mike Nugent.....	Nov. 25, 2012 vs. Oakland
	54	Doug Pelfrey.....	Dec. 24, 1994 vs. Philadelphia
	54	Neil Rackers.....	Sept. 8, 2002 vs. San Diego
	54	Mike Nugent.....	Sept. 12, 2010 at New England
	54	Mike Nugent.....	Oct. 20, 2013 at Detroit
	54	Mike Nugent.....	Oct. 31, 2013 at Miami

### FIELD GOAL PERCENTAGE

CAREER	86.76	Shayne Graham (177 made/204 att.).....	2003-09
	83.33	Mike Nugent (85 made/102 att.).....	2010-13
	77.27	Doug Pelfrey (153 made/198 att.).....	1993-99
	71.88	Jim Breech (225 made/313 att.).....	1980-92
	64.52	Horst Muhlmann (120 made/186 att.).....	1969-74
	57.94	Chris Bahr (62 made/107 att.).....	1976-79

NOTE: Minimum 75 attempts.

SEASON	91.18	Shayne Graham (31 made/34 att.).....	2007
	88.00	Shayne Graham (22 made/25 att.).....	2003
	87.50	Shayne Graham (28 made/32 att.).....	2005
	87.50	Shayne Graham (21 made/24 att.).....	2008
	87.10	Shayne Graham (27 made/31 att.).....	2004

NOTE: Minimum one attempt per games in season.

(Regular-season individual records, continued)

#### CAREER FIELD GOAL PERCENTAGE BY DISTANCE

**1-19 YARDS** 96.55 Horst Muhlmann (28 made/29 att.) ..... 1969-74  
*NOTE: Minimum 25 attempts.*

**20-29 YARDS** 100.00 Mike Nugent (26 made/26 att.) ..... 2010-13  
 96.67 Shayne Graham (58 made/60 att.) ..... 2003-09  
 94.12 Doug Pelfrey (48 made/51 att.) ..... 1993-99  
 92.31 Jim Breech (84 made/91 att.) ..... 1980-92  
 78.13 Chris Bahr (25 made/32 att.) ..... 1976-79  
*NOTE: Minimum 25 attempts.*

**30-39 YARDS** 90.28 Shayne Graham (65 made/72 att.) ..... 2003-09  
 85.19 Mike Nugent (23 made/27 att.) ..... 2010-13  
 83.84 Jim Breech (83 made/99 att.) ..... 1980-92  
 78.13 Doug Pelfrey (50 made/64 att.) ..... 1993-99  
*NOTE: Minimum 25 attempts.*

**40-49 YARDS** 83.33 Shayne Graham (45 made/54 att.) ..... 2003-09  
 75.68 Mike Nugent (28 made/37 att.) ..... 2010-13  
 69.35 Doug Pelfrey (43 made/62 att.) ..... 1993-99  
 50.55 Jim Breech (46 made/91 att.) ..... 1980-92  
*NOTE: Minimum 25 attempts.*

**50+ YARDS** 60.00 Mike Nugent (six made/10 att.) ..... 2010-13  
 47.06 Doug Pelfrey (eight made/17 att.) ..... 1993-99  
 43.75 Shayne Graham (seven made/16 att.) ..... 2003-09  
 41.67 Chris Bahr (five made/12 att.) ..... 1976-79  
*NOTE: Minimum 10 attempts.*

#### SAFETIES

**CAREER** 2 Reggie Williams ..... 1976-89  
 2 Alfred Williams ..... 1991-94

#### RUSHING

##### TOTAL RUSHING ATTEMPTS

**CAREER** 1865 Corey Dillon ..... 1997-2003  
 1441 Rudi Johnson ..... 2001-07  
 1402 Pete Johnson ..... 1977-83  
 1344 James Brooks ..... 1984-91  
 1109 Cedric Benson ..... 2008-11

**SEASON** 361 Rudi Johnson ..... 2004  
 341 Rudi Johnson ..... 2006  
 340 Corey Dillon ..... 2001  
 337 Rudi Johnson ..... 2005  
 321 Cedric Benson ..... 2010

**GAME** 43 Rudi Johnson ..... Nov. 9, 2003 vs. Houston  
 39 Corey Dillon ..... Dec. 4, 1997 vs. Tennessee  
 38 Pete Johnson ..... Dec. 4, 1983 at Pittsburgh  
 38 Cedric Benson ..... Dec. 21, 2008 at Cleveland  
 37 Cedric Benson ..... Oct. 25, 2009 vs. Chicago

##### RUSHING YARDS

**CAREER** 8061 Corey Dillon ..... 1997-2003  
 6447 James Brooks ..... 1984-91  
 5742 Rudi Johnson ..... 2001-07  
 5421 Pete Johnson ..... 1977-83  
 4176 Cedric Benson ..... 2008-11

**SEASON** 1458 Rudi Johnson ..... 2005  
 1454 Rudi Johnson ..... 2004  
 1435 Corey Dillon ..... 2000  
 1315 Corey Dillon ..... 2001  
 1311 Corey Dillon ..... 2002

**GAME** 278 Corey Dillon ..... Oct. 22, 2000 vs. Denver  
 246 Corey Dillon ..... Dec. 4, 1997 vs. Tennessee  
 216 Corey Dillon ..... Dec. 3, 2000 vs. Arizona  
 202 Rudi Johnson ..... Nov. 28, 2004 vs. Cleveland  
 201 James Brooks ..... Dec. 23, 1990 vs. Houston

##### AVERAGE YARDS PER RUSHING ATTEMPT

**CAREER** 4.80 James Brooks (6447 yards/1344 att.) ..... 1984-91  
 4.55 Essex Johnson (3070 yards/675 att.) ..... 1968-75  
 4.32 Corey Dillon (8061 yards/1865 att.) ..... 1997-2003  
 4.06 Archie Griffin (2808 yards/691 att.) ..... 1976-83  
 4.04 Larry Kinnebrew (2582 yards/639 att.) ..... 1983-87  
*NOTE: Minimum 500 attempts.*

#### RUSHING TOUCHDOWNS

**CAREER** 64 Pete Johnson ..... 1977-83  
 48 Rudi Johnson ..... 2001-07  
 45 Corey Dillon ..... 1997-2003  
 37 Larry Kinnebrew ..... 1983-87  
 37 James Brooks ..... 1984-91

**SEASON** 15 Ickey Woods ..... 1988  
 14 Pete Johnson ..... 1979  
 14 Pete Johnson ..... 1983  
 12 Pete Johnson ..... 1981  
 12 Rudi Johnson ..... 2004  
 12 Rudi Johnson ..... 2005  
 12 Rudi Johnson ..... 2006

**GAME** 4 Corey Dillon ..... Dec. 4, 1997 vs. Tennessee  
 3 (many times; most recently Kenny Watson, Oct. 21, 2007 vs. N.Y. Jets)

#### LONGEST RUSHES

96-td Corey Dillon ..... Oct. 28, 2001 at Detroit  
 87-td Paul Robinson ..... Oct. 27, 1968 at Oakland  
 86-td Essex Johnson ..... Dec. 5, 1971 at Cleveland  
 83 Jess Phillips ..... Nov. 2, 1969 vs. Oakland  
 80-td Warren McVea ..... Sept. 22, 1968 vs. Buffalo  
 80-td Corey Dillon ..... Oct. 8, 2000 vs. Tennessee

#### MOST 100-YARD GAMES

**CAREER** 28 Corey Dillon ..... 1997-2003  
 19 Rudi Johnson ..... 2001-07  
 17 James Brooks ..... 1984-91  
 15 Cedric Benson ..... 2008-11  
 14 Pete Johnson ..... 1977-83

**SEASON** 6 Cedric Benson ..... 2009  
 5 Ickey Woods ..... 1988  
 5 James Brooks ..... 1989  
 5 Harold Green ..... 1992  
 5 Corey Dillon ..... 1999  
 5 Corey Dillon ..... 2000  
 5 Corey Dillon ..... 2002  
 5 Rudi Johnson ..... 2004  
 5 Rudi Johnson ..... 2006

**CONSECUTIVE** 4 Paul Robinson ..... 1968 (Games 8-11)  
 3 Pete Johnson ..... 1980 (Games 13-15)  
 3 Corey Dillon ..... 1997 (Games 13-15)  
 3 Corey Dillon ..... 1999 (Games 12-14)  
 3 BenJarvus Green-Ellis ..... 2012 (Games 10-12)

#### PASSING

##### TOTAL PASSING ATTEMPTS

**CAREER** 4475 Ken Anderson ..... 1971-86  
 3564 Boomer Esiason ..... 1984-92, 97  
 3217 Carson Palmer ..... 2003-10  
 2221 Jeff Blake ..... 1994-99  
 1707 Jon Kitna ..... 2001-05

**SEASON** 586 Carson Palmer ..... 2010  
 586 Andy Dalton ..... 2013  
 581 Jon Kitna ..... 2001  
 575 Carson Palmer ..... 2007  
 567 Jeff Blake ..... 1995

**GAME** 68 Jon Kitna ..... Dec. 30, 2001 vs. Pittsburgh  
 56 Ken Anderson ..... Dec. 20, 1982 at San Diego  
 54 Boomer Esiason ..... Dec. 25, 1989 at Minnesota  
 53 Boomer Esiason ..... Nov. 22, 1987 vs. Pittsburgh  
 53 Andy Dalton ..... Oct. 31, 2013 at Miami

(Regular-season individual records, continued)

### COMPLETIONS

CAREER	2654	Ken Anderson .....	1971-86
	2024	Carson Palmer .....	2003-10
	2015	Boomer Esiason .....	1984-92, 97
	1240	Jeff Blake .....	1994-99
	1009	Jon Kitna .....	2001-05

SEASON (total)	373	Carson Palmer .....	2007
	363	Andy Dalton .....	2013
	362	Carson Palmer .....	2010
	345	Carson Palmer .....	2005
	329	Andy Dalton .....	2012

SEASON (average per team game)	24.22	Ken Anderson (218 comp./nine games) .....	1982
	23.31	Carson Palmer (373 comp./16 games) .....	2007
	22.69	Andy Dalton (363 comp./16 games) .....	2013
	22.63	Carson Palmer (362 comp./16 games) .....	2010
	21.56	Carson Palmer (345 comp./16 games) .....	2005

GAME	40	Ken Anderson .....	Dec. 20, 1982 at San Diego
	37	Carson Palmer .....	Nov. 18, 2007 vs. Arizona
	36	Carson Palmer .....	Oct. 24, 2010 at Atlanta
	35	Jon Kitna .....	Dec. 30, 2001 vs. Pittsburgh
	34	Carson Palmer .....	Sept. 12, 2010 at New England

### COMPLETION PERCENTAGE

CAREER	62.92	Carson Palmer (2024 comp./3217 att.) .....	2003-10
	60.86	Andy Dalton (992 comp./1630 att.) .....	2011-13
	59.31	Ken Anderson (2654 comp./4475 att.) .....	1971-86
	59.11	Jon Kitna (1009 comp./1707 att.) .....	2001-05
	56.54	Boomer Esiason (2015 comp./3564 att.) .....	1984-92, 97
	56.36	Virgil Carter (328 comp./582 att.) .....	1970-73

NOTE: Minimum 500 attempts.

SEASON	70.55	Ken Anderson (218 comp./309 att.) .....	1982
	67.78	Carson Palmer (345 comp./509 att.) .....	2005
	66.67	Ken Anderson (198 comp./297 att.) .....	1983
	64.94	Ken Anderson (213 comp./328 att.) .....	1974
	64.87	Carson Palmer (373 comp./575 att.) .....	2007

NOTE: Minimum 14 attempts per games in season.

GAME	90.91	Ken Anderson (20/22) .....	Nov. 10, 1974 vs. Pittsburgh
	87.10	Ken Anderson (27/31) .....	Jan. 2, 1983 at Houston
	86.96	Turk Schonert (20/23) .....	Nov. 25, 1984 vs. Atlanta
	84.21	Carson Palmer (32/38) .....	Nov. 25, 2007 vs. Tennessee
	83.33	Carson Palmer (20/24) .....	Oct. 25, 2009 vs. Chicago

NOTE: Minimum 20 attempts.

### PASSING YARDS

CAREER	32,838	Ken Anderson .....	1971-86
	27,149	Boomer Esiason .....	1984-92, 97
	22,694	Carson Palmer .....	2003-10
	15,134	Jeff Blake .....	1994-99
	11,360	Andy Dalton .....	2011-13

SEASON (total)	4293	Andy Dalton .....	2013
	4131	Carson Palmer .....	2007
	4035	Carson Palmer .....	2006
	3970	Carson Palmer .....	2010
	3959	Boomer Esiason .....	1986

SEASON (average per team game)	277.22	Ken Anderson (2495 yards/nine games) .....	1982
	268.31	Andy Dalton (4293 yards/16 games) .....	2013
	258.19	Carson Palmer (4131 yards/16 games) .....	2007
	252.19	Carson Palmer (4035 yards/16 games) .....	2006
	248.13	Carson Palmer (3970 yards/16 games) .....	2010

NOTE: Minimum average of 14 attempts per games in season.

GAME	490	Boomer Esiason .....	Oct. 7, 1990 at L.A. Rams
	447	Ken Anderson .....	Nov. 17, 1975 vs. Buffalo
	440	Carson Palmer .....	Nov. 12, 2006 vs. San Diego
	425	Boomer Esiason .....	Dec. 21, 1986 vs. N.Y. Jets
	416	Ken Anderson .....	Dec. 20, 1982 at San Diego

### AVERAGE YARDS PER PASSING ATTEMPT

CAREER	7.62	Boomer Esiason (27,149 yards/3564 att.) .....	1984-92, 97
	7.34	Ken Anderson (32,838 yards/4475 att.) .....	1971-86
	7.05	Carson Palmer (22,694 yards/3217 att.) .....	2003-10
	6.97	Andy Dalton (11,360 yards/1630 att.) .....	2011-13
	6.81	Jeff Blake (15,134 yards/2221 att.) .....	1994-99
	6.62	Virgil Carter (3850 yards/582 att.) .....	1970-73

NOTE: Minimum 500 attempts.

SEASON	9.41	Greg Cook (1854 yards/197 att.) .....	1969
	9.21	Boomer Esiason (3572 yards/388 att.) .....	1988
	8.44	Boomer Esiason (3959 yards/469 att.) .....	1986
	8.41	Ken Anderson (3169 yards/377 att.) .....	1975
	8.13	Ken Anderson (2667 yards/328 att.) .....	1974

NOTE: Minimum 14 attempts per games in season.

### TOUCHDOWN PASSES

CAREER	197	Ken Anderson .....	1971-86
	187	Boomer Esiason .....	1984-92, 97
	154	Carson Palmer .....	2003-10
	93	Jeff Blake .....	1994-99
	80	Andy Dalton .....	2011-13

SEASON	33	Andy Dalton .....	2013
	32	Carson Palmer .....	2005
	29	Ken Anderson .....	1981
	28	Boomer Esiason .....	1988
	28	Boomer Esiason .....	1989
	28	Jeff Blake .....	1995

GAME	6	Carson Palmer .....	Sept. 16, 2007 at Cleveland
	5	Boomer Esiason .....	Dec. 21, 1986 vs. N.Y. Jets
	5	Boomer Esiason .....	Oct. 29, 1989 vs. Tampa Bay
	5	Carson Palmer .....	Oct. 25, 2009 vs. Chicago
	5	Andy Dalton .....	Oct. 27, 2013 vs. N.Y. Jets

### PASSES HAD INTERCEPTED

CAREER	160	Ken Anderson .....	1971-86
	131	Boomer Esiason .....	1984-92, 97
	100	Carson Palmer .....	2003-10
	62	Jeff Blake .....	1994-99
	59	Jon Kitna .....	2001-05

SEASON	22	Ken Anderson .....	1978
	22	Boomer Esiason .....	1990
	22	Jon Kitna .....	2001
	20	Carson Palmer .....	2007
	20	Carson Palmer .....	2010
	20	Andy Dalton .....	2013

GAME	5	Boomer Esiason .....	Oct. 16, 1988 at New England
	4	(nine times; most recently Andy Dalton, Dec. 29, 2013 vs. Baltimore)	

### PASSER RATING

CAREER	86.9	Carson Palmer .....	2003-10
	85.7	Andy Dalton .....	2011-13
	83.1	Boomer Esiason .....	1984-92, 97
	81.9	Ken Anderson .....	1971-86
	79.3	Jeff Blake .....	1994-99
	74.9	Virgil Carter .....	1970-73

NOTE: Minimum 500 attempts.

SEASON	101.1	Carson Palmer .....	2005
	98.4	Ken Anderson .....	1981
	97.4	Boomer Esiason .....	1988
	95.7	Ken Anderson .....	1974
	95.3	Ken Anderson .....	1982

NOTE: Minimum 14 attempts per games in season.

### LONGEST PASSES

94-td	Ken Anderson to Billy Brooks .....	Nov. 13, 1977 at Minnesota
90-td	Virgil Carter to Speedy Thomas .....	Sept. 19, 1971 vs. Philadelphia
88-td	Jeff Blake to Darnay Scott .....	Sept. 17, 1995 at Seattle
86-td	Boomer Esiason to Eddie Brown .....	Nov. 6, 1988 vs. Pittsburgh
85-td	Ken Anderson to Isaac Curtis .....	Dec. 12, 1976 at N.Y. Jets

### MOST 300-YARD GAMES

CAREER	23	Boomer Esiason .....	1984-92, 97
	19	Ken Anderson .....	1971-86
	17	Carson Palmer .....	2003-10
	10	Andy Dalton .....	2011-13
	8	Jeff Blake .....	1994-99

SEASON	5	Boomer Esiason .....	1987
	5	Carson Palmer .....	2007
	5	Andy Dalton .....	2013
	4	Ken Anderson .....	1982
	4	Boomer Esiason .....	1985
	4	Boomer Esiason .....	1989

CONSECUTIVE	4	Andy Dalton .....	2013 (Games 6-9)
	3	Ken Anderson .....	1984 (Games 1-3)
	2	(many times, most recently Andy Dalton, 2012, Games 2-3)	

**RECEIVING****TOTAL RECEPTIONS**

<b>CAREER</b>	751	Chad Johnson .....	2001-10
	530	Carl Pickens .....	1992-99
	507	T.J. Houshmandzadeh .....	2001-08
	417	Cris Collinsworth .....	1981-88
	416	Isaac Curtis .....	1973-84
<b>SEASON</b>	112	T.J. Houshmandzadeh .....	2007
	100	Carl Pickens .....	1996
	99	Carl Pickens .....	1995
	98	A.J. Green .....	2013
	97	Chad Johnson .....	2005
	97	A.J. Green .....	2012
<b>GAME</b>	13	Carl Pickens .....	Oct. 11, 1998 vs. Pittsburgh
	12	(nine times; most recently Jerome Simpson, Jan. 2, 2011 at Baltimore)	

**RECEIVING YARDS**

<b>CAREER</b>	10,783	Chad Johnson .....	2001-10
	7101	Isaac Curtis .....	1973-84
	6887	Carl Pickens .....	1992-99
	6698	Cris Collinsworth .....	1981-88
	6134	Eddie Brown .....	1985-91
<b>SEASON</b>	1440	Chad Johnson .....	2007
	1432	Chad Johnson .....	2005
	1426	A.J. Green .....	2013
	1369	Chad Johnson .....	2006
	1355	Chad Johnson .....	2003
<b>GAME</b>	260	Chad Johnson .....	Nov. 12, 2006 vs. San Diego
	222	Terrell Owens .....	Oct. 3, 2010 at Cleveland
	216	Eddie Brown .....	Nov. 6, 1988 vs. Pittsburgh
	209	Chad Johnson .....	Sept. 16, 2007 at Cleveland
	206	Cris Collinsworth .....	Oct. 2, 1983 vs. Baltimore

**AVERAGE YARDS PER RECEPTION**

<b>CAREER</b>	17.07	Isaac Curtis (7101 yards/416 rec.) .....	1973-84
	16.90	Eddie Brown (6134 yards/363 rec.) .....	1985-91
	16.68	Tim McGee (4703 yards/282 rec.) .....	1986-92, 94-95
	16.06	Cris Collinsworth (6698 yards/417 rec.) .....	1981-88
	15.48	Darnay Scott (5975 yards/386 rec.) .....	1994-2001
<b>SEASON</b>	24.02	Eddie Brown (1273 yards/53 rec.) .....	1988
	22.57	Bob Trumpy (835 yards/37 rec.) .....	1969
	21.38	Eric Crabtree (855 yards/40 rec.) .....	1969
	21.23	Isaac Curtis (934 yards/44 rec.) .....	1975
	21.10	Isaac Curtis (633 yards/30 rec.) .....	1974

NOTE: Minimum 30 receptions.

**RECEIVING TOUCHDOWNS**

<b>CAREER</b>	66	Chad Johnson .....	2001-10
	63	Carl Pickens .....	1992-99
	53	Isaac Curtis .....	1973-84
	41	Eddie Brown .....	1985-91
	37	T.J. Houshmandzadeh .....	2001-08
<b>SEASON</b>	17	Carl Pickens .....	1995
	12	Carl Pickens .....	1996
	12	T.J. Houshmandzadeh .....	2007
	11	Carl Pickens .....	1994
	11	A.J. Green .....	2012
	11	A.J. Green .....	2013
<b>GAME</b>	4	Marvin Jones .....	Oct. 27, 2013 vs. N.Y. Jets
	3	(many times, most recently Chad Johnson, Nov. 25, 2007 vs. Tennessee)	

**LONGEST RECEPTIONS**

94-td	Billy Brooks from Ken Anderson .....	Nov. 13, 1977 at Minnesota
90-td	Speedy Thomas from Virgil Carter .....	Sept. 19, 1971 vs. Philadelphia
88-td	Darnay Scott from Jeff Blake .....	Sept. 17, 1995 at Seattle
86-td	Eddie Brown from Boomer Esiason .....	Nov. 6, 1988 vs. Pittsburgh
85-td	Isaac Curtis from Ken Anderson .....	Dec. 12, 1976 at N.Y. Jets

**MOST 100-YARD GAMES**

<b>CAREER</b>	31	Chad Johnson .....	2001-10
	20	Isaac Curtis .....	1973-84
	19	Carl Pickens .....	1992-99
	18	Cris Collinsworth .....	1981-88
	15	A.J. Green .....	2011-13
<b>SEASON</b>	6	A.J. Green .....	2013
	5	Eddie Brown .....	1988
	5	Tim McGee .....	1989
	5	Carl Pickens .....	1994
	5	Carl Pickens .....	1995
	5	Chad Johnson .....	2002
	5	Chad Johnson .....	2003
	5	Chad Johnson .....	2007
	5	A.J. Green .....	2012
<b>CONSECUTIVE</b>	5	A.J. Green .....	2013 (Games 6-10)
	4	Carl Pickens .....	1994 (Games 10-13)
	3	Isaac Curtis .....	1973 (Games 13-14) to '74 (Game 1)
	3	Chad Johnson .....	2002 (Games 9-11)
	3	Chad Johnson .....	2006 (Games 9-11)
	3	T.J. Houshmandzadeh .....	2007 (Games 3-5)

**PUNTING****TOTAL PUNTS**

<b>CAREER</b>	746	Lee Johnson .....	1988-98
	700	Pat McInally .....	1976-85
	390	Kevin Huber .....	2009-13
	379	Kyle Larson .....	2004-08
	285	Dave Lewis .....	1970-73
<b>SEASON</b>	100	Kyle Larson .....	2008
	94	Daniel Pope .....	2000
	91	Pat McInally .....	1978
	91	Kevin Huber .....	2011
	90	Lee Johnson .....	1993
<b>GAME</b>	11	Lee Johnson .....	Nov. 2, 1997 vs. San Diego
	11	Kyle Larson .....	Nov. 16, 2008 vs. Philadelphia
	11	Kyle Larson .....	Nov. 30, 2008 vs. Baltimore

**PUNTING YARDS**

<b>CAREER</b>	32,196	Lee Johnson .....	1988-98
	29,307	Pat McInally .....	1976-85
	17,250	Kevin Huber .....	2009-13
	15,900	Kyle Larson .....	2004-08
	12,447	Dave Lewis .....	1970-73
<b>SEASON</b>	4023	Kevin Huber .....	2011
(total)	3954	Lee Johnson .....	1993
	3945	Kyle Larson .....	2008
	3919	Pat McInally .....	1978
	3775	Daniel Pope .....	2000
<b>SEASON</b>	260.79	Dave Lewis (3651 yards/14 games) .....	1970
(average per team game)	251.44	Kevin Huber (4023 yards/16 games) .....	2011
	247.13	Lee Johnson (3954 yards/16 games) .....	1993
	246.56	Kyle Larson (3945 yards/16 games) .....	2008
	244.94	Pat McInally (3919 yards/16 games) .....	1978
<b>GAME</b>	483	Dave Lewis .....	Sept. 26, 1971 at Pittsburgh
	480	Kyle Larson .....	Nov. 30, 2008 vs. Baltimore
	474	Lee Johnson .....	Nov. 2, 1997 vs. San Diego
	465	Scott Fulhage .....	Oct. 4, 1987 vs. San Diego
	443	Daniel Pope .....	Oct. 15, 2000 at Pittsburgh

**AVERAGE YARDS PER PUNT**

<b>CAREER</b>	44.23	Kevin Huber (17,250 yards/390 punts) .....	2009-13
	43.67	Dave Lewis (12,447 yards/285 punts) .....	1970-73
	43.16	Lee Johnson (32,196 yards/746 punts) .....	1988-98
	41.95	Kyle Larson (15,900 yards/379 punts) .....	2004-08
	41.87	Pat McInally (29,307 yards/700 punts) .....	1976-85
	41.46	Dale Livingston (5805 yards/140 punts) .....	1968-69

NOTE: Minimum 100 punts.

<b>SEASON</b>	46.58	Kevin Huber (3540 yards/76 punts) .....	2012
	46.22	Dave Lewis (3651 yards/79 punts) .....	1970
	45.44	Pat McInally (3272 yards/72 punts) .....	1981
	45.38	Lee Johnson (3630 yards/80 punts) .....	1996
	45.18	Kevin Huber (2982 yards/66 punts) .....	2013

NOTE: Minimum 40 punts.

<b>GAME</b>	63.00	Will Brice (189 yds./three punts) .....	Sept. 12, 1999 at Tennessee
	55.67	Pat McInally (167 yds./three punts) .....	Sept. 27, 1981 vs. Buffalo
	55.50	Kevin Huber (222 yds./four punts) .....	Dec. 1, 2013 at San Diego
	55.00	Lee Johnson (220 yds./four punts) .....	Oct. 24, 1993 at Houston
	54.80	Pat McInally (274 yds./five punts) .....	Oct. 21, 1979 at Cleveland

NOTE: Minimum three punts.



(Regular-season individual records, continued)

## NET YARDS PER PUNT

CAREER	39.1	Kevin Huber .....	2009-13
	38.4	Dave Lewis .....	1970-73
	36.8	Dale Livingston .....	1968-69
	35.7	Kyle Larson .....	2004-08
	35.3	Lee Johnson .....	1988-98
	34.0	Pat McNally .....	1976-85

NOTE: Minimum 100 punts.

SEASON	42.0	Kevin Huber .....	2012
	40.5	Kevin Huber .....	2013
	39.3	Dale Livingston .....	1968
	39.2	Kevin Huber .....	2011
	39.0	Dave Lewis .....	1970

NOTE: Minimum 40 punts.

GAME	55.5	Kevin Huber .....	Dec. 1, 2013 at San Diego
	51.3	Lee Johnson .....	Nov. 6, 1994 at Seattle
	50.3	Kyle Larson .....	Dec. 9, 2007 vs. St. Louis
	50.3	Kevin Huber .....	Oct. 27, 2013 vs. N.Y. Jets
	48.7	Kevin Huber .....	Nov. 18, 2012 at Kansas City

NOTE: Minimum three punts.

## INSIDE-20 PUNTS

(SINCE 1976)

CAREER	186	Lee Johnson .....	1988-98
	157	Pat McNally .....	1976-85
	133	Kevin Huber .....	2009-13
	109	Kyle Larson .....	2004-08
	37	Nick Harris .....	2001-03

SEASON	33	Kevin Huber .....	2012
	28	Kyle Larson .....	2008
	28	Kevin Huber .....	2010
	27	Lee Johnson .....	1997
	26	Lee Johnson .....	1995
	26	Kyle Larson .....	2006

GAME	6	Lee Johnson .....	Nov. 2, 1997 vs. San Diego
	5	Pat McNally .....	Oct. 5, 1980 at Green Bay
	5	Pat McNally .....	Oct. 21, 1984 vs. Cleveland
	5	Kevin Huber .....	Sept. 13, 2009 vs. Denver
	5	Kevin Huber .....	Sept. 26, 2010 at Carolina

## LONGEST PUNTS

75	Kyle Larson .....	Oct. 9, 2005 at Jacksonville
75	Kevin Huber .....	Dec. 1, 2013 at San Diego
73	Brad Costello .....	Dec. 13, 1998 at Indianapolis
72	Will Brice .....	Sept. 12, 1999 at Tennessee
72	Kevin Huber .....	Oct. 10, 2010 vs. Tampa Bay

## PUNT RETURNS

### TOTAL PUNT RETURNS

CAREER	140	Mike Martin .....	1983-89
	130	Lemar Parrish .....	1970-77
	108	Brandon Tate .....	2011-13
	91	Tommy Casanova .....	1972-77
	72	Keiwan Ratliff .....	2004-07, '09-10

SEASON	51	Brandon Tate .....	2011
	43	Patrick Robinson .....	1993
	40	Quan Cosby .....	2009
	36	Brandon Tate .....	2013
	34	Craig Yeast .....	2000

GAME	7	Tony Davis .....	Nov. 27, 1977 vs. N.Y. Giants
	7	Craig Yeast .....	Sept. 10, 2000 vs. Cleveland
	7	Brandon Tate .....	Oct. 2, 2011 vs. Buffalo
	6	(seven times; most recently Brandon Tate, Oct. 31, 2013 at Miami)	

### PUNT RETURN YARDS

CAREER	1381	Mike Martin .....	1983-89
	1201	Lemar Parrish .....	1970-77
	1066	Brandon Tate .....	2011-13
	784	Tommy Casanova .....	1972-77
	699	Quan Cosby .....	2009-10

SEASON	543	Brandon Tate .....	2011
	474	Quan Cosby .....	2009
	376	Mike Martin .....	1984
	338	Lemar Parrish .....	1974
	336	Brandon Tate .....	2013

GAME	126	T.J. Houshmandzadeh .....	Nov. 25, 2001 at Cleveland
	114	Quan Cosby .....	Sept. 20, 2009 at Green Bay
	106	Tommy Casanova .....	Oct. 8, 1972 vs. Denver
	100	Carl Pickens .....	Sept. 20, 1992 at Green Bay
	95	Lemar Parrish .....	Oct. 6, 1974 vs. Washington

## AVERAGE YARDS PER PUNT RETURN

CAREER	9.99	Quan Cosby (699 yards/70 ret.) .....	2009-10
	9.87	Brandon Tate (1066 yards/108 ret.) .....	2011-13
	9.86	Mike Martin (1381 yards/140 ret.) .....	1983-89
	9.74	Peter Warrick (526 yards/54 ret.) .....	2000-04
	9.64	Corey Sawyer (482 yards/50 ret.) .....	1994-98
	9.24	Lemar Parrish (1201 yards/130 ret.) .....	1970-77

NOTE: Minimum 50 returns.

SEASON	18.778	Lemar Parrish (338 yards/18 ret.) .....	1974
	15.667	Mike Martin (376 yards/24 ret.) .....	1984
	11.850	Quan Cosby (474 yards/40 ret.) .....	2009
	11.808	Corey Sawyer (307 yards/26 ret.) .....	1994
	11.579	Tony Davis (220 yards/19 ret.) .....	1977
	11.577	Adam Jones (301 yards/26 ret.) .....	2012

NOTE: Minimum 1.25 returns per game in season.

## PUNT RETURNS FOR TOUCHDOWNS

CAREER	4	Lemar Parrish .....	1970-77
	2	Mitchell Price .....	1990-93
	2	Craig Yeast .....	1999-2000
	2	Peter Warrick .....	2000-04

SEASON	2	Lemar Parrish .....	1974
	2	Craig Yeast .....	1999
	1	(many times, most recently Adam Jones, 2012)	

GAME	1	(many times, most recently Adam Jones, Sept. 16, 2012 vs. Cleveland)	
------	---	--	--

## LONGEST PUNT RETURNS

95-td	Carl Pickens .....	Sept. 20, 1992 at Green Bay
90-td	Lemar Parrish .....	Oct. 6, 1974 vs. Washington
86-td	Craig Yeast .....	Nov. 21, 1999 vs. Baltimore
86	T.J. Houshmandzadeh .....	Nov. 25, 2001 at Cleveland
82-td	Corey Sawyer .....	Sept. 25, 1994 at Houston
82-td	Peter Warrick .....	Dec. 17, 2000 vs. Jacksonville

## KICKOFF RETURNS

### TOTAL KICKOFF RETURNS

CAREER	146	Tremain Mack .....	1997-2000
	136	Stanford Jennings .....	1984-90
	122	Glenn Holt .....	2006-08
	115	Eric Ball .....	1989-94
	109	Brandon Bennett .....	1998-2003
	109	Brandon Tate .....	2011-13

SEASON	64	Tab Perry .....	2005
	59	Glenn Holt .....	2007
	56	Bernard Scott .....	2010
	55	Deacon Turner .....	1979
	53	Brandon Bennett .....	2003

GAME	8	Eric Bieniemy .....	Nov. 30, 1997 at Philadelphia
	8	Tab Perry .....	Nov. 20, 2005 vs. Indianapolis
	7	(many times, most recently Chris Perry, Nov. 12, 2006 vs. San Diego)	

### KICKOFF RETURN YARDS

CAREER	3583	Tremain Mack .....	1997-2000
	2961	Glenn Holt .....	2006-08
	2752	Stanford Jennings .....	1984-90
	2707	Brandon Tate .....	2011-13
	2498	Brandon Bennett .....	1998-2003

SEASON	1562	Tab Perry .....	2005
	1432	Glenn Holt .....	2007
	1382	Tremain Mack .....	1999
	1257	Bernard Scott .....	2010
	1231	Brandon Bennett .....	2002

GAME	228	Brandon Bennett .....	Nov. 10, 2002 at Baltimore
	212	Tremain Mack .....	Nov. 1, 1998 vs. Denver
	206	Bernard Scott .....	Nov. 15, 2009 at Pittsburgh
	201	Eric Bieniemy .....	Oct. 26, 1997 at N.Y. Giants
	197	Tab Perry .....	Dec. 4, 2005 at Pittsburgh

## AVERAGE YARDS PER KICKOFF RETURN

CAREER	24.83	Brandon Tate (2707 yards/109 ret.) .....	2011-13
	24.66	Lemar Parrish (1504 yards/61 ret.) .....	1970-77
	24.54	Tremain Mack (3583 yards/146 ret.) .....	1997-2000
	24.48	Bernard Scott (1787 yards/73 ret.) .....	2009-12
	24.27	Glenn Holt (2961 yards/122 ret.) .....	2006-08
	23.94	Bernard Jackson (2298 yards/96 ret.) .....	1972-76

NOTE: Minimum 50 returns.

SEASON	27.10	Tremain Mack (1382 yards/51 ret.) .....	1999
	26.11	Brandon Tate (914 yards/35 ret.) .....	2013
	25.89	Tremain Mack (1165 yards/45 ret.) .....	1998
	25.37	Willie Shelby (761 yards/30 ret.) .....	1976
	25.12	Brandon Bennett (1231 yards/49 ret.) .....	2002

NOTE: Minimum 1.25 returns per games in season.

**KICKOFF RETURNS FOR TOUCHDOWNS**

<b>CAREER</b>	2	Tremain Mack .....	1997-2000
<b>SEASON</b>	1	(many times, most recently Bernard Scott, 2009)	
<b>GAME</b>	1	(many times, most recently Bernard Scott, Nov. 15, 2009 at Pittsburgh)	

**LONGEST KICKOFF RETURNS**

102-td	Eric Bieniemy .....	Oct. 26, 1997 at N.Y. Giants
100-td	Glenn Holt .....	Nov. 4, 2007 at Buffalo
99-td	Tremain Mack .....	Nov. 14, 1999 vs. Tennessee
98-td	Stanford Jennings .....	Nov. 13, 1988 at Kansas City
97-td	Willie Shelby .....	Oct. 3, 1976 at Cleveland
97-td	Tremain Mack .....	Sept. 27, 1998 at Baltimore
96-td	Bernard Scott .....	Nov. 15, 2009 at Pittsburgh
95-td	Lemar Parrish .....	Nov. 8, 1970 at Buffalo
94	Tim McGee .....	Oct. 23, 1986 vs. Minnesota
94-td	Brandon Bennett .....	Nov. 10, 2002 at Baltimore
94	Tab Perry .....	Dec. 4, 2005 at Pittsburgh

**INTERCEPTIONS****TOTAL INTERCEPTIONS**

<b>CAREER</b>	65	Ken Riley .....	1969-83
	33	Louis Breeden .....	1978-87
	31	David Fulcher .....	1986-92
	25	Lemar Parrish .....	1970-77
	23	Leon Hall .....	2007-13
<b>SEASON</b>	10	Deltha O'Neal .....	2005
	9	Ken Riley .....	1976
	8	Ken Riley .....	1983
	8	David Fulcher .....	1989
	8	Ashley Ambrose .....	1996
	8	Tory James .....	2004
<b>GAME</b>	3	Lemar Parrish .....	Dec. 17, 1972 at Houston
	3	Ken Riley .....	Dec. 12, 1976 at N.Y. Jets
	3	Louis Breeden .....	Dec. 14, 1980 at Chicago
	3	Ken Riley .....	Nov. 28, 1982 vs. L.A. Raiders
	3	David Fulcher .....	Oct. 1, 1989 at Kansas City
	3	David Fulcher .....	Dec. 17, 1989 vs. Houston
	3	Deltha O'Neal .....	Sept. 18, 2005 vs. Minnesota
	3	Leon Hall .....	Dec. 21, 2008 at Cleveland

**INTERCEPTION RETURN YARDS**

<b>CAREER</b>	596	Ken Riley .....	1969-83
	558	Louis Breeden .....	1978-87
	354	Lemar Parrish .....	1970-77
	305	Ray Griffin .....	1978-84
	289	Darryl Williams .....	1992-95, 2000-01
<b>SEASON</b>	167	Ray Griffin .....	1979
	145	Louis Breeden .....	1981
	141	Ken Riley .....	1976
	126	Darryl Williams .....	1993
	121	Ray Horton .....	1983
<b>GAME</b>	107	James Francis .....	Nov. 22, 1992 vs. Detroit
	102	Louis Breeden .....	Nov. 8, 1981 at San Diego
	102	Artrell Hawkins .....	Nov. 3, 2002 at Houston
	97	Darryl Williams .....	Nov. 7, 1993 vs. Pittsburgh
	96	Ray Griffin .....	Nov. 11, 1979 vs. San Diego

**LONGEST INTERCEPTION RETURNS**

102-td	Louis Breeden .....	Nov. 8, 1981 at San Diego
102-td	Artrell Hawkins .....	Nov. 3, 2002 at Houston
97-td	Darryl Williams .....	Nov. 7, 1993 vs. Pittsburgh
96-td	Ray Griffin .....	Nov. 11, 1979 vs. San Diego
75-td	Reggie Nelson .....	Oct. 30, 2011 at Seattle

**INTERCEPTION RETURNS FOR TOUCHDOWNS**

<b>CAREER</b>	5	Ken Riley .....	1969-83
	4	Lemar Parrish .....	1970-77
	3	Ray Griffin .....	1978-84
	3	James Griffin .....	1983-85
	3	James Francis .....	1990-98
	3	Johnathan Joseph .....	2006-10
<b>SEASON</b>	2	Lemar Parrish .....	1972
	2	Tommy Casanova .....	1976
	2	Scott Perry .....	1978
	2	Ray Griffin .....	1980
	2	Ken Riley .....	1983
<b>GAME</b>	2	Lemar Parrish .....	Dec. 17, 1972 at Houston

**SACKS****TOTAL SACKS****(SINCE 1976)**

<b>CAREER</b>	83.5	Eddie Edwards .....	1977-88
	62.5	Reggie Williams .....	1976-89
	59.0	Ross Browner .....	1978-86
	43.5	Justin Smith .....	2001-07
	34.5	Tim Krumrie .....	1983-94
<b>SEASON</b>	22.0	Coy Bacon .....	1976
	13.0	Eddie Edwards .....	1983
	12.5	Geno Atkins .....	2012
	12.0	Eddie Edwards .....	1980
	11.5	Michael Johnson .....	2012
<b>GAME</b>	5.0	Eddie Edwards .....	Dec. 21, 1980 vs. Cleveland
	5.0	Antwan Odom .....	Sept. 20, 2009 at Green Bay
	4.0	Alfred Williams .....	Oct. 16, 1994 at Pittsburgh
	3.5	Gerald Dixon .....	Dec. 21, 1997 vs. Baltimore
	3.0	(many times; most recently Vincent Rey, Nov. 10, 2013 at Baltimore)	

# REGULAR-SEASON TEAM RECORDS

## WINS/LOSSES

### GAMES WON

SEASON	12	1981
	12	1988
	11	1975
	11	2005
	11	2013

### HIGHEST WINNING PERCENTAGE

SEASON	.786	1975 (11-3)
	.750	1981 (12-4)
	.750	1988 (12-4)
	.714	1973 (10-4)
	.714	1976 (10-4)

### CONSECUTIVE GAMES WON

ALL GAMES	8	1970 (Games 8-14) and 1971 (Game 1)
	7	1973 (Games 9-14) and 1974 (Game 1)

ONE SEASON	7	1970 (Games 8-14)
	6	1973 (Games 9-14)
	6	1975 (Games 1-6)
	6	1988 (Games 1-6)

HOME GAMES	10	1988 (eight) and 1989 (two)
	9	1975 (three) and 1976 (six)
	9	2012 (one) and 2013 (eight)
	8	1973 (seven) and 1974 (one)

ROAD GAMES	5	2008 (one) and 2009 (four)
	4	(five times; most recently 2012)

### GAMES LOST

SEASON	14	2002
	13	(four times; most recently 1998)

### LOWEST WINNING PERCENTAGE

SEASON	.125 (2-14)	2002
	.188 (3-13)	(four times; most recently 1998)

### CONSECUTIVE GAMES LOST

ALL GAMES	11	1992 (Game 16) and 1993 (Games 1-10)
	10	2010 (Games 4-13)
	9	1977 (Game 14) and 1978 (Games 1-8)
	9	1993 (Game 16) and 1994 (Games 1-8)
	9	1998 (Games 6-14)

HOME GAMES	11	1998 (five) and 1999 (six)
	7	2002
	6	1987
	6	1992 (one) and 1993 (five)

ROAD GAMES	15	1992 (three), 1993 (eight) and 1994 (four)
	10	1979 (eight) and 1980 (two)
	10	1990 (two) and 1991 (eight)

ONE SEASON	10	1993 (Games 1-10)
	10	2010 (Games 4-13)
	9	1998 (Games 6-14)
	8	(four times; most recently 2008, Games 1-8)

## SCORING

### POINTS SCORED

SEASON	448	1988
	441	1985
	430	2013
	421	1981
	421	2005

GAME	61	Dec. 17, 1972 at Houston
	61	Dec. 17, 1989 vs. Houston
	58	Nov. 28, 2004 vs. Cleveland
	56	Oct. 29, 1989 vs. Tampa Bay
	55	Nov. 6, 1983 at Houston

HALF	45	Dec. 17, 1972 at Houston .....2nd half
	41	Dec. 21, 1975 vs. San Diego .....1st half
	38	Dec. 20, 1970 vs. Boston .....1st half
	38	Nov. 20, 1983 vs. Houston .....1st half

QUARTER	31	Nov. 17, 2013 vs. Cleveland .....2nd quarter
	28	Dec. 17, 1972 at Houston .....4th quarter
	28	Oct. 23, 1988 vs. Houston .....1st quarter
	28	Nov. 19, 1989 vs. Detroit .....2nd quarter
	27	Oct. 5, 1986 at Green Bay .....2nd quarter
	27	Dec. 21, 1975 vs. San Diego .....1st quarter

NOTE: The Bengals' highest point total in a third quarter is 21 (five times), most recently Dec. 17, 1989 vs. Houston.

## TOUCHDOWNS

SEASON	59	1988
	54	2013
	53	1985
	52	1989
	51	1981
	51	1986

GAME	8	Oct. 29, 1989 vs. Tampa Bay
	8	Dec. 17, 1989 vs. Houston
	7	(eight times; most recently Oct. 27, 2013 vs. N.Y. Jets)

### RUSHING TOUCHDOWNS

SEASON	27	1988
	24	1983
	24	1986
	23	1979
	23	1997

GAME	5	Nov. 6, 1983 at Houston
	5	Oct. 23, 1988 vs. Houston
	4	(seven times; most recently Dec. 12, 1999 vs. Cleveland)

### PASSING TOUCHDOWNS

SEASON	33	2013
	32	1989
	32	2005
	31	1985
	30	1981

GAME	6	Oct. 29, 1989 vs. Tampa Bay
	6	Sept. 16, 2007 at Cleveland
	5	Dec. 21, 1986 vs. N.Y. Jets
	5	Dec. 17, 1989 vs. Houston
	5	Oct. 25, 2009 vs. Chicago
	5	Oct. 27, 2013 vs. N.Y. Jets

### POINTS AFTER TOUCHDOWNS

SEASON	56	1988
	52	2013
	50	1986
	50	1989
	49	1981
	49	1985

GAME	8	Oct. 29, 1989 vs. Tampa Bay
	7	(seven times; most recently Oct. 27, 2013 vs. N.Y. Jets)

### FIELD GOALS

SEASON	33	2011
(total)	31	2007
	30	2012
	29	1995
	28	1994
	28	2005

SEASON	2.06	2011 (33 field goals/16 games)
(average per team game)	1.94	2007 (31 field goals/16 games)
	1.93	1972 (27 field goals/14 games)
	1.88	2012 (30 field goals/16 games)
	1.81	1995 (29 field goals/16 games)
	1.79	1970 (25 field goals/14 games)

GAME	7	Nov. 11, 2007 at Baltimore
	6	Nov. 6, 1994 at Seattle
	5	(six times; most recently Sept. 19, 2010 vs. Baltimore)

### SAFETIES

SEASON	3	1993
	2	(four times; most recently 1995)

GAME	1	(many times; most recently Sept. 25, 2011 vs. San Francisco)
------	---	--

## OFFENSE

### FIRST DOWNS

SEASON	361	1981
	351	1988
	348	1986
	348	1989
	344	1985

GAME	35	Dec. 17, 1989 vs. Houston
	34	Nov. 17, 1975 vs. Buffalo
	34	Dec. 7, 1975 at Philadelphia
	34	Nov. 27, 1988 vs. Buffalo
	34	Dec. 4, 1997 vs. Tennessee

(Regular-season team records, continued)

TOTAL NET YARDS		
SEASON	6490	1986
	6101	1989
	6057	1988
	5968	1981
	5900	1985
GAME	621	Dec. 21, 1986 vs. N.Y. Jets
	584	Dec. 7, 1986 at New England
	584	Dec. 17, 1989 vs. Houston
	582	Oct. 7, 1990 at L.A. Rams
	571	Nov. 22, 1981 vs. Denver
NET YARDS RUSHING		
SEASON	2710	1988
	2533	1986
	2483	1989
	2329	1979
	2314	2000
GAME	407	Oct. 22, 2000 vs. Denver
	300	Dec. 7, 1986 at New England
	292	Dec. 3, 2000 vs. Arizona
	279	Dec. 12, 1999 vs. Cleveland
	276	Dec. 4, 1997 vs. Tennessee
RUSHING ATTEMPTS		
SEASON	563	1988
	560	1979
	542	1983
	540	1984
	538	1987
GAME	61	Oct. 11, 1987 at Seattle
	57	Nov. 9, 2003 vs. Houston
	55	Oct. 14, 1973 vs. Pittsburgh
	55	Dec. 4, 1977 at Kansas City
	55	Dec. 4, 1983 at Pittsburgh
AVERAGE YARDS PER RUSHING ATTEMPT		
SEASON	4.862	1986 (2533 yards/521 att.)
	4.813	1988 (2710 yards/563 att.)
	4.694	1989 (2483 yards/529 att.)
	4.675	2000 (2314 yards/495 att.)
	4.640	1999 (2051 yards/442 att.)
NET YARDS PASSING		
SEASON	4136	2013
(total)	4012	2007
	3995	1981
	3957	1986
	3833	2006
SEASON	259.89	1982 (2339 yards/nine games)
(average per	258.50	2013 (4136 yards/16 games)
team game)	250.75	2007 (4012 yards/16 games)
	249.69	1981 (3995 yards/16 games)
	247.31	1986 (3957 yards/16 games)
GAME	483	Oct. 7, 1990 at L.A. Rams
	447	Nov. 19, 1989 vs. Detroit
	441	Nov. 17, 1975 vs. Buffalo
	417	Nov. 12, 2006 vs. San Diego
	416	Dec. 21, 1986 vs. N.Y. Jets
PASSING ATTEMPTS		
SEASON	602	2001
	591	2002
	590	2010
	587	2013
	586	1995
GAME	68	Dec. 30, 2001 vs. Pittsburgh
	56	Dec. 20, 1982 at San Diego
	54	Dec. 25, 1989 at Minnesota
	53	Nov. 22, 1987 vs. Pittsburgh
	53	Oct. 31, 2013 at Miami
COMPLETIONS		
SEASON	373	2007
	365	2010
	364	2013
	362	2005
	350	2002
GAME	40	Dec. 20, 1982 at San Diego
	37	Nov. 18, 2007 vs. Arizona
	36	Oct. 24, 2010 at Atlanta
	35	Dec. 30, 2001 vs. Pittsburgh
	34	Sept. 12, 2010 at New England

PASSES HAD INTERCEPTED		
SEASON	30	1978
	26	2001
	25	1980
	23	1990
	22	(four times, most recently 2004)
GAME	5	(six times, most recently Nov. 25, 2001 at Cleveland)
FEWEST SACKS ALLOWED		
SEASON	17	2007
(total)	21	2005
	24	1972
	24	1973
	25	1995
	25	2011
SEASON	1.06	2007 (17 sacks/16 games)
(average per	1.31	2005 (21 sacks/16 games)
team game)	1.56	1995 (25 sacks/16 games)
	1.56	2011 (25 sacks/16 games)
	1.71	1972 (24 sacks/14 games)
	1.71	1973 (24 sacks/14 games)
MOST SACKS ALLOWED		
SEASON	63	1979
(total)	57	1969
	53	1993
	53	1998
	52	2000
SEASON	4.07	1969 (57 sacks/14 games)
(average per	3.94	1979 (63 sacks/16 games)
team game)	3.31	1993 (53 sacks/16 games)
	3.31	1998 (53 sacks/16 games)
	3.25	2000 (52 sacks/16 games)
GAME	10	Oct. 19, 1969 vs. Denver
	10	Nov. 29, 1992 vs. Pittsburgh
	10	Oct. 13, 1996 at Pittsburgh
DEFENSE		
FEWEST POINTS ALLOWED		
SEASON	177	1982 (strike season with nine games)
(total)	210	1976
	229	1972
	231	1973
	235	1977
SEASON	15.00	1976 (210 points/14 games)
(average per	16.36	1972 (229 points/14 games)
team game)	16.50	1973 (231 points/14 games)
	16.79	1977 (235 points/14 games)
	17.57	1975 (246 points/14 games)
GAME	0	(nine times, most recently Dec. 21, 2008 at Cleveland)
MOST POINTS ALLOWED		
SEASON	460	1999
	456	2002
	452	1998
	437	1985
	435	1991
GAME	52	Dec. 8, 2002 at Carolina
	51	Sept. 9, 1979 at Buffalo
	51	Sept. 16, 2007 at Cleveland
	50	Dec. 20, 1982 at San Diego
	49	Nov. 19, 1995 vs. Pittsburgh
	49	Nov. 12, 2006 vs. San Diego
	49	Nov. 21, 2010 vs. Buffalo
HALF	42	Nov. 12, 2006 vs. San Diego (2nd half)
	41	Sept. 9, 1979 at Buffalo (2nd half)
	36	Nov. 19, 1995 vs. Pittsburgh (2nd half)
	36	Dec. 8, 2002 at Carolina (2nd half)
FEWEST FIRST DOWNS ALLOWED		
GAME	6	Oct. 14, 1973 vs. Pittsburgh
	6	Dec. 12, 1976 at N.Y. Jets
	7	Sept. 26, 1976 vs. Green Bay
	8	Nov. 30, 1969 at Buffalo
	8	Dec. 20, 1970 vs. Boston
	8	Nov. 28, 1971 vs. San Diego

(Regular-season team records, continued)

#### FEWEST TOTAL NET YARDS ALLOWED

<b>SEASON</b>	2,893	1982 (strike season with nine games)
<b>(total)</b>	3,552	1972
	3,670	1976
	3,705	1973
	3,906	1971

<b>SEASON</b>	253.71	1972 (3552 yards/14 games)
<b>(average per team game)</b>	262.14	1976 (3670 yards/14 games)
	264.64	1973 (3705 yards/14 games)
	270.44	1983 (4327 yards/16 games)
	279.00	1971 (3906 yards/14 games)

<b>GAME</b>	36	Sept. 26, 1976 vs. Green Bay
	72	Dec. 12, 1976 at N.Y. Jets
	130	Nov. 28, 1971 vs. San Diego
	137	Sept. 17, 1972 at New England
	138	Oct. 14, 1973 vs. Pittsburgh

#### FEWEST NET YARDS RUSHING ALLOWED

<b>GAME</b>	11	Dec. 12, 1999 vs. Cleveland
	22	Dec. 23, 1990 vs. Houston
	25	Sept. 19, 2004 vs. Miami
	26	Sept. 19, 1982 at Pittsburgh
	27	Oct. 13, 1985 vs. N.Y. Giants
	27	Sept. 15, 1996 vs. New Orleans

#### MOST NET YARDS RUSHING ALLOWED

<b>GAME</b>	313	Oct. 26, 1969 at Kansas City
	309	Dec. 7, 1969 at Oakland
	293	Nov. 12, 1972 vs. Oakland
	281	Dec. 22, 1985 at New England
	275	Oct. 7, 2001 at Pittsburgh

#### FEWEST NET YARDS PASSING ALLOWED

<b>GAME</b>	-35	Sept. 26, 1976 vs. Green Bay
	-4	Oct. 4, 1981 at Houston
	3	Sept. 15, 1974 vs. Cleveland
	8	Dec. 12, 1976 at N.Y. Jets
	19	Nov. 24, 1991 vs. L.A. Raiders

#### MOST NET YARDS PASSING ALLOWED

<b>GAME</b>	504	Nov. 19, 2006 at New Orleans
	486	Dec. 20, 1982 at San Diego
	443	Oct. 13, 1985 vs. New York Giants
	442	Oct. 1, 1995 vs. Miami
	437	Dec. 5, 1999 vs. San Francisco

#### INTERCEPTIONS

<b>SEASON</b>	34	1996
	31	2005
	27	1971
	26	1976
	25	1984

<b>GAME</b>	6	Nov. 28, 1971 vs. San Diego
	6	Dec. 12, 1976 at N.Y. Jets

#### SACKS

<b>SEASON</b>	51	2012
<b>(total)</b>	48	2001
	46	1976
	45	1992
	45	2011

<b>SEASON</b>	3.29	1976 (46 sacks/14 games)
<b>(average per team game)</b>	3.19	2012 (51 sacks/16 games)
	3.07	1973 (43 sacks/14 games)
	3.00	2001 (48 sacks/16 games)
	2.81	1992 (45 sacks/16 games)
	2.81	2011 (45 sacks/16 games)

<b>GAME</b>	8	Oct. 16, 1994 at Pittsburgh
	8	Dec. 9, 2001 vs. Jacksonville
	7	(nine times, most recently Sept. 10, 2006 at Kansas City)

#### PENALTIES

##### FEWEST PENALTIES INCURRED

<b>SEASON</b>	50	1969
	55	1968
	56	1982 (strike season with nine games)
	69	1998
	71	1970

##### FEWEST PENALTY YARDS INCURRED

<b>SEASON</b>	475	1982 (strike season with nine games)
<b>(total)</b>	556	1969
	586	1968
	591	2008
	618	1994

<b>SEASON</b>	36.94	2008 (591 yards/16 games)
<b>(average per team game)</b>	38.63	1994 (618 yards/16 games)
	38.75	1998 (620 yards/16 games)
	39.19	1990 (627 yards/16 games)
	39.71	1969 (556 yards/14 games)

##### MOST PENALTIES INCURRED

<b>SEASON</b>	126	1999
	118	1980
	114	2009
	111	1986
	110	1978
	110	1985
	110	2005

<b>GAME</b>	17	Sept. 18, 2005 vs. Minnesota
	16	Oct. 6, 1985 vs. N.Y. Jets
	16	Nov. 7, 1999 at Seattle
	15	(three times, most recently Nov. 21, 1999 vs. Baltimore)

##### MOST PENALTY YARDS INCURRED

<b>SEASON</b>	1027	1999
<b>(total)</b>	1000	2013
	956	1978
	949	1980
	921	1971

<b>SEASON</b>	65.79	1971 (921 yards/14 games)
<b>(average per team game)</b>	64.19	1999 (1027 yards/16 games)
	62.50	2013 (1000 yards/16 games)
	61.36	1977 (859 yards/14 games)
	59.75	1978 (956 yards/16 games)

<b>GAME</b>	134	Nov. 10, 2013 at Baltimore
	133	Oct. 1, 1978 at San Francisco
	132	Nov. 1, 1987 vs. Houston



# OPPONENTS' INDIVIDUAL GAME RECORDS

## SCORING

### TOTAL POINTS

<b>GAME</b>	24	Roland Hooks, Sept. 9, 1979 at Buffalo (four rushing TDs)
	24	Az-Zahir Hakim, Oct. 3, 1999 vs. St. Louis (three receiving TDs/one punt return TD)
	24	LaDainian Tomlinson, Nov. 12, 2006 vs. San Diego (four rushing TDs)

### TOUCHDOWNS

<b>GAME</b>	4	Roland Hooks, Sept. 9, 1979 at Buffalo (four rushing TDs)
	4	Az-Zahir Hakim, Oct. 3, 1999 vs. St. Louis (three receiving TDs/one punt return TD)
	4	LaDainian Tomlinson, Nov. 12, 2006 vs. San Diego (four rushing TDs)

### FIELD GOALS

<b>GAME</b>	5	Pat Leahy, Sept. 16, 1984 at N.Y. Jets (five for five)
	5	Nick Lowery, Nov. 13, 1988 at Kansas City (five for five)
	5	Rich Karlis, Dec. 25, 1989 at Minnesota (five for six)
	5	Matt Stover, Oct. 29, 1995 vs. Cleveland (five for five)
	5	Matt Stover, Dec. 26, 1999 at Baltimore (five for five)
	5	Steve Christie, Dec. 26, 2004 vs. N.Y. Giants (five for five)
	5	Dan Carpenter, Oct. 31, 2010 vs. Miami (five for five)

### LONGEST FIELD GOALS

60	Steve Cox, Oct. 21, 1984 vs. Cleveland
58	Robbie Gould, Sept. 8, 2013 at Chicago
55	Sebastian Janikowski, Nov. 25, 2012 vs. Oakland
54	Eddie Murray, Dec. 11, 1983 vs. Detroit
54	Dan Carpenter, Oct. 31, 2010 vs. Miami
54	Phil Dawson, Nov. 27, 2011 vs. Cleveland

## RUSHING

### TOTAL RUSHING ATTEMPTS

<b>GAME</b>	45	Jamie Morris, Dec. 17, 1988 vs. Washington (OT) (152 rushing yards)
	41	Franco Harris, Oct. 17, 1976 at Pittsburgh (143 rushing yards)
	40	Adrian Murrell, Sept. 28, 1997 vs. N.Y. Jets (156 rushing yards)

### RUSHING YARDS

<b>GAME</b>	227	Priest Holmes, Nov. 22, 1998 vs. Baltimore (36 attempts)
	216	Jamal Lewis, Sept. 16, 2007 at Cleveland (27 attempts)
	215	Terrell Davis, Sept. 21, 1997 at Denver (27 attempts)
	202	Earl Campbell, Oct. 26, 1980 at Houston (27 attempts)
	201	Larry Johnson, Jan. 1, 2006 at Kansas City (26 attempts)

### RUSHING TOUCHDOWNS

<b>GAME</b>	4	Roland Hooks, Sept. 9, 1979 at Buffalo
	4	LaDainian Tomlinson, Nov. 12, 2006 vs. San Diego
	3	(many times, most recently Larry Johnson, Jan. 1, 2006 at Kansas City)

### LONGEST RUSHES

92-td	Bo Jackson, Nov. 5, 1989 at L.A. Raiders
88	Bo Jackson, Dec. 16, 1990 at L.A. Raiders
80-td	Warren McVea, Oct. 26, 1969 at Kansas City

## PASSING

### TOTAL PASSING ATTEMPTS

<b>GAME</b>	63	Elvis Grbac, Sept. 23, 2001 vs. Baltimore (33 completions)
	62	Phil Simms, Oct. 13, 1985 vs. N.Y. Giants (40 completions)
	58	Donovan McNabb, Nov. 16, 2008 vs. Philadelphia (28 completions)
	56	Jason Campbell, Nov. 17, 2013 vs. Cleveland (27 completions)
	54	Jerry Rhome, Dec. 13, 1970 at Houston (27 completions)

### COMPLETIONS

<b>GAME</b>	40	Phil Simms, Oct. 13, 1985 vs. N.Y. Giants (62 attempts)
	37	Drew Brees, Nov. 19, 2006 at New Orleans (52 attempts)
	33	Dan Marino, Oct. 1, 1995 vs. Miami (48 attempts)
	33	Elvis Grbac, Sept. 23, 2001 vs. Baltimore (63 attempts)
	31	Brett Favre, Dec. 3, 1995 at Green Bay (43 attempts)

### PASSING YARDS

<b>GAME</b>	513	Phil Simms, Oct. 13, 1985 vs. N.Y. Giants (40 completions/62 attempts)
	510	Drew Brees, Nov. 19, 2006 at New Orleans (37 completions/52 attempts)
	450	Dan Marino, Oct. 1, 1995 vs. Miami (33 completions/48 attempts)
	437	Jeff Garcia, Dec. 5, 1999 vs. San Francisco (33 completions/49 attempts)
	435	Dan Fouts, Dec. 20, 1982 at San Diego (25 completions, 40 attempts)

### TOUCHDOWN PASSES

<b>GAME</b>	5	Warren Moon, Oct. 14, 1990 at Houston
	5	Jim Kelly, Oct. 21, 1991 at Buffalo
	5	Warren Moon, Oct. 11, 1992 vs. Houston
	5	Kelly Holcomb, Nov. 28, 2004 vs. Cleveland
	5	Derek Anderson, Sept. 16, 2007 at Cleveland

### PASSES HAD INTERCEPTED

<b>GAME</b>	5	Daryle Lamonica, Nov. 2, 1969 vs. Oakland (44 passes)
	5	Daunte Culpepper, Sept. 18, 2005 vs. Minnesota (37 passes)
	5	Kyle Orton, Sept. 25, 2005 at Chicago (39 passes)
	5	Brett Favre, Oct. 30, 2005 vs. Green Bay (39 passes)

## LONGEST PASSES

99-td	Jeff Garcia to Andre' Davis.....	Oct. 17, 2004 at Cleveland
87-td	Jerry Rhome to Charlie Joiner.....	Dec. 13, 1970 at Houston
87-td	Kyle Orton to Brandon Stokley.....	Sept. 13, 2009 vs. Denver
84-td	Jim Kelly to Chris Burkett.....	Sept. 14, 1986 vs. Buffalo
84-td	Jay Schroeder to Willie Gault.....	Nov. 5, 1989 at L.A. Raiders

## RECEIVING

### TOTAL RECEPTIONS

<b>GAME</b>	14	Jimmy Smith, Jan. 2, 2000 at Jacksonville (165 receiving yards)
	13	Art Monk, Dec. 15, 1985 at Washington (230 receiving yards)
	13	Hines Ward, Nov. 30, 2003 at Pittsburgh (149 receiving yards)
	12	Mark Bavaro, Oct. 13, 1985 vs. N.Y. Giants (176 receiving yards)

### RECEIVING YARDS

<b>GAME</b>	260	Wes Chandler, Dec. 20, 1982 at San Diego (10 receptions)
	230	Art Monk, Dec. 15, 1985 at Washington (13 receptions)
	220	James Lofton, Oct. 21, 1991 at Buffalo (eight receptions)
	201	Roddy White, Oct. 24, 2010 at Atlanta (11 receptions)

### RECEIVING TOUCHDOWNS

<b>GAME</b>	3	Warren Wells, Dec. 7, 1969 at Oakland
	3	Roger Carr, Sept. 19, 1976 at Baltimore
	3	Haywood Jeffries, Oct. 11, 1992 vs. Houston
	3	Haywood Jeffries, Nov. 14, 1993 vs. Houston
	3	Az-Zahir Hakim, Oct. 3, 1999 vs. St. Louis
	3	Steve Heiden, Nov. 28, 2004 vs. Cleveland
	3	Marvin Harrison, Dec. 18, 2006 at Indianapolis
	3	Stevie Johnson, Nov. 21, 2010 vs. Buffalo

## PUNTING

### TOTAL PUNTS

<b>GAME</b>	12	Bill Van Heusen, Oct. 6, 1968 at Denver (532 punting yards)
	12	Josh Miller, Oct. 15, 2000 at Pittsburgh (526 punting yards)

### LONGEST PUNTS

76	Lee Johnson, Sept. 9, 2001 vs. New England
74	Dan Pastorini, Oct. 24, 1976 at Houston
72	Brian Hansen, Oct. 17, 1993 vs. Cleveland
72	Sean Landeta, Sept. 20, 1998 vs. Green Bay
72	Josh Miller, Nov. 30, 2003 at Pittsburgh

## PUNT RETURNS

### PUNT RETURN YARDS

<b>GAME</b>	153	Steve Smith, Dec. 8, 2002 at Carolina (three returns)
	127	Billy "White Shoes" Johnson, Oct. 5, 1975 at Houston (six returns)
	120	Josh Cribbs, Oct. 4, 2009 at Cleveland (six returns)

### LONGEST PUNT RETURNS

95-td	Lamont Brightful, Nov. 10, 2002 at Baltimore
92-td	Eric Metcalf, Sept. 4, 1994 vs. Cleveland
87-td	Jermaine Lewis, Sept. 27, 1998 at Baltimore
87-td	Steve Smith, Dec. 8, 2002 at Carolina

## KICKOFF RETURNS

### KICKOFF RETURN YARDS

<b>GAME</b>	229	Desmond Howard, Oct. 28, 2001 at Detroit (five returns)
	220	Terrence McGee, Dec. 24, 2005 vs. Buffalo (five returns)
	212	Richard Alston, Nov. 28, 2004 vs. Cleveland (10 returns)

### LONGEST KICKOFF RETURNS

105-td	Mercury Morris, Sept. 14, 1969 vs. Miami
105-td	Trindon Holliday, Nov. 4, 2012 vs. Denver
103-td	Bob Gresham, Sept. 23, 1973 vs. Houston
101-td	Derrick Mason, Nov. 18, 2001 vs. Tennessee
100-td	Max Anderson, Sept. 22, 1968 vs. Buffalo
100-td	Jon Vaughn, Dec. 20, 1992 vs. New England

## INTERCEPTIONS

### TOTAL INTERCEPTIONS

<b>GAME</b>	3	Mike Wagner, Oct. 28, 1973 at Pittsburgh
	3	Lee Roy Jordan, Nov. 4, 1973 at Dallas
	3	Anthony Leonard, Oct. 1, 1978 at San Francisco
	3	Todd Scott, Sept. 27, 1992 vs. Minnesota
	3	Antrel Rolle, Nov. 18, 2007 vs. Arizona

### LONGEST INTERCEPTION RETURNS

98-td	Chad Williams, Dec. 1, 2002 vs. Baltimore
94-td	Brent Grimes, Oct. 31, 2013 at Miami
85-td	Kelvin Hayden, Dec. 7, 2008 at Indianapolis
83-td	Phillip Buchanon, Sept. 14, 2003 at Oakland





# TEAM HISTORY

## PRE-1966

Paul Brown had left the Cleveland Browns following the 1962 season, with an NFL coaching record of 115-49-6 and three league championships. He had also won four titles with the Browns in the All-America Football Conference, before they joined the NFL. But Brown was ousted from Cleveland by Art Modell, who had bought the Browns franchise in 1961. Despite Brown's founder's status with the Cleveland club, he had never been majority owner, and Modell showed Brown the door while telling the already legendary coach, "This can never be my team as long as you are here." It was a compliment, in a fashion, but it was a bitter blow to pro football's legendary innovator. Brown sought to return to the game, with operational control of a franchise, and in 1965 his son Mike completed a study on pro football expansion. The study recommended Cincinnati as a potential site. Later that year, Paul Brown met with Ohio Governor James Rhodes, who agreed to support a push for a second team for the state.

## 1966

Faced with serious concerns from the Reds baseball team regarding Crosley Field, as well as with growing civic support to push for pro football, Cincinnati's city council approved the construction of a dual-purpose downtown riverfront stadium, with seating capacity of more than 50,000.

## 1967

Cincinnati was awarded an American Football League expansion franchise on May 24, and on Sept. 26, the league's ownership decision came down in favor of the group led by Paul Brown. The franchise was to begin play in 1968, but it acquired its first player late in '67, trading two draft picks to the Miami Dolphins for QB John Stofa. And what would the team's nickname be? A Cincinnati newspaper poll showed much sentiment among Queen City fans for the name "Buckeyes," but Brown nixed that idea. Brown said that the name "belonged to Ohio State," and he added that the "Buckeyes" weren't all that popular in Kentucky, Indiana and West Virginia, which he considered part of a regional fan base for his team. Ownership instead chose the nickname "Bengals," with Brown making the announcement at an Oct. 26 news conference. The tiger theme was familiar to Brown, who had enjoyed great success with the Massillon (Ohio) High School Tigers early in his coaching career. Also, "Bengals" had been the nickname of a Cincinnati pro football franchise of the late 1930s and early '40s, and Brown had three members of that original Bengals team at his news conference. Brown cited a "precedence for reviving old team nicknames," noting that the Baltimore Colts and Buffalo Bills carried the same nicknames as previous unrelated pro teams in their towns. As for how the original team came to be known as Bengals, one school of thought associated the name with a hugely popular mid-'30s movie called "The Lives of a Bengal Lancer." The movie dealt not with tigers, but with the exploits of British soldiers in colonial India. That concept was clearly in Paul Brown's mind some 32 years after the movie's 1935 nomination for Best Picture, because Brown said at the nickname news conference, "We mean the tigers, not the lancers." But whatever connection may have been made between the original team and the movie, it seems to have been more a case of coincidence than design. The original Bengals indisputably used a tiger images in promoting the team. And Hal Pennington, who coached and managed the team after his 1934 graduation from Xavier University as a multi-sport star, said in a '67 interview that he named the team to represent a tiger theme. Pennington said he was sitting in his mother's kitchen when he was struck by a product or advertisement — he couldn't remember exactly what — whose trademark included the name "Bengal" and a tiger-head image. "The (tiger) picture was so animated, it inspired me," Pennington recalled. "I just figured 'Bengals' would be a good name for the team."

## 1968

The Bengals fielded their first team, with an agreement to play two seasons at Nippert Stadium, on the University of Cincinnati campus, during construction of the as-yet-unnamed downtown stadium. The Bengals were placed as the fifth team the AFL's Western Division, bringing league membership to 10. They were awarded 40 veteran players in the AFL allocation draft, but the draft was not generous to Cincinnati, allowing existing teams wide latitude to protect the best talent. Of the 40 selections, only 16 ever played for Cincinnati, and only three would play as many as four seasons. G Pat Matson of Oregon, obtained from the Denver Broncos, would play the most Bengals seasons (seven) of any of the expansion draft signees. In the college draft, the Bengals selected Tennessee

center Bob Johnson as their first pick. Johnson would go on to play 12 Bengals seasons, with an AFL All-Star game selection. The Bengals played their first preseason game on Aug. 3 at Nippert, losing 38-14 to Kansas City before a crowd of 21,682. Jon Stofa was the starting QB against the Chiefs. In the regular season, the Bengals lost their opener at San Diego, with rookie Dewey Warren as starting QB, but Cincinnati won its next two, posting double-digit margins at home over Denver and Buffalo. The team would win only once more, however, finishing 3-11. Though Warren, a sixth-round draft choice from Tennessee, took the first regular-season snap at QB, Stofa and future Bengals head coach Sam Wyche also saw significant time at QB during the season. Regular-season home attendance averaged 25,766. Rookie RB Paul Robinson led the AFL in rushing with 1023 yards and was named AFL Rookie of the Year.

## 1969

The team selected QB Greg Cook of the University of Cincinnati with its first draft pick (fifth overall), and Cook was an immediate sensation. He led the second-year club to a 3-0 start, including victories over AFL powerhouses Oakland and Kansas City. "If (Cook) stays with it, I've got myself another Otto Graham," Paul Brown said. But Cook suffered a shoulder injury in Cincinnati's Game 3 win over Kansas City, and though he returned to play later in the season, winning the AFL passing title and league Offensive Rookie of the Year honors, he never fully recovered from the injury. The Chillicothe, Ohio native would play in only one more game after '69, and likely more than any other Bengals player, he has inspired thoughts of "what might have been." Cook's average-yards-per-pass-attempt in '69 was 9.41, still a team record through 2013 and the oldest surviving mark in the franchise record book. Although the team faltered after Cook's injury, finishing 4-9-1, Brown was named AFL Coach of the Year, and LB Bill Bergey, the team's second-round draft pick, was named AFL Defensive Rookie of the Year. Local support for the Bengals grew steadily, and on Oct. 7, the club announced that the remainder of the home season at Nippert Stadium was sold out. On Nov. 9, the Bengals played the franchise's first game on an artificial surface, tying Houston 31-31 at the Astrodome. The club experienced a tragedy on the morning of Sept. 15, day of the season opener, when LB Frank Buncom of Southern California, a 29-year-old about to enter his eighth NFL season, was found dead at the team hotel, due to a blood clot that had reached a lung.

## 1970

The year was a highly significant one for the Bengals, in both a football and a civic sense. On the football side, the Bengals moved into the NFL as part of the league's merger with the AFL. Paul Brown's quest in returning to pro football, following his ouster from Cleveland by Art Modell in 1962, had always been about re-joining the NFL. So when the Bengals began play in the AFL in 1968, it was key for Brown to know that the '70 NFL-AFL merger was already approved. There was much debate and controversy over exactly how the leagues would combine. The Bengals pushed strongly for a full merger, with the 26 clubs divided into two 13-team conferences. Other interests sought to keep the 16 NFL teams and 10 AFL teams in separate conferences of unequal size. But the full-merger view prevailed, with the NFL's Baltimore Colts, Cleveland Browns and Pittsburgh Steelers agreeing to join the 10 AFL teams in the new American Football Conference (AFC). The remaining 13 NFL teams formed the National Conference. The Bengals were part of a four-team AFC Central Division, joined by Cleveland, Pittsburgh and the AFL Houston Oilers. Thus was born the twice-annual "Battle of Ohio" between the Bengals and Browns. The Bengals started horribly on the field, losing six of their first seven games, but they roared to life in winning their last seven and claimed the first AFC Central title at 8-6, by a game over Cleveland. The Bengals became, at that time, the youngest franchise (third year of existence) to reach the NFL playoffs. Baltimore squelched the Bengals 17-0 in the first round of the playoffs, but that Colts club would go on to win Super Bowl V, and Brown won the Associated Press NFL Coach of the Year award. On the civic side, 1970 was the debut season for Cincinnati's dual-sport downtown stadium, which would be the Bengals' home through 1999. It was announced on Jan. 9 that the facility was officially named "Cincinnati Riverfront Stadium," but in popular usage the name soon became just "Riverfront Stadium." Though seating capacity for football varied, due to whether the Reds' home baseball season was still on, the new stadium roughly doubled the capacity of Nippert Stadium. The Bengals first played at Riverfront on Aug. 8, defeating Washington in a preseason game. The first regular-season game was on Sept. 20, a 31-21 win over Oakland, with QB and future Bengals head coach Sam



Wyche scoring the new facility's first regular-season football points, on a five-yard TD run in the first quarter. The club averaged 58,251 home attendance in the regular season. The baseball Reds had begun their tenure at Riverfront with a game vs. Atlanta on June 30.

#### 1971

The Bengals went 5-0-1 in preseason and opened the regular season with high hopes of defending their AFC Central Division title. They started off with a 37-14 rout of Philadelphia at home, but they lost the next seven and finished at 4-10. The puzzling outfit stumbled despite outgaining foes by more than 25 yards per game and posting a plus-16 turnover differential. Six of their losses came by four points or less. QB Sam Wyche, who would become Bengals head coach in 1984, was traded in May to Washington, and Virgil Carter was the starting QB for most of the season. But Carter missed some time with injuries, allowing for the debut of third-round draft pick Ken Anderson, who immediately attracted notice as a prospect of great promise. Anderson could not turn the '71 season around, but it was the start of a 16-year career (longest in Bengals history through 2013) that would end with him holding all the team's major passing records at that time. The first of Anderson's career 197 Bengals TD passes was a five-yarder to WR Eric Crabtree in the fourth quarter of a 20-17 loss on Oct. 3 at Green Bay. On Nov. 28, the Bengals posted the first shutout in franchise history, 31-0 at home over San Diego. Regular-season home attendance was strong in Riverfront Stadium's second year, as the average of 59,266 would not be topped until the 2003 season at Paul Brown Stadium. Cincinnati's Dave Lewis won his second consecutive NFL punting title, averaging 44.8 yards.

#### 1972

The team rallied from the disappointment of 1971 to finish 8-6 for the second time in three seasons. It wasn't enough for a second playoff berth in three years, but Coach Paul Brown said at season's end that the Bengals had met his goal of becoming a "fully competitive" NFL franchise by Year Five. (The Bengals would back up those words by going 38-18 over the next four seasons.) Besides the drama of a playoff bid that ended with a loss to Cleveland in Game 13, the season's major storyline was the battle between veteran Virgil Carter and second-year Ken Anderson for the No. 1 QB spot. Anderson got Brown's nod in preseason, but Carter took the job back for Game 9 vs. Oakland, after Anderson had struggled in a 40-17 loss to Pittsburgh. Carter was injured in the Oakland game, however, and Anderson started Game 10, a 20-19 upset loss to a Baltimore team that had won only twice. Carter started in a Game 11 win at Chicago, but passed for only 120 yards with two INTs, and Anderson was re-installed at No. 1 for a Game 12 win vs. the Giants. Anderson started the crucial Game 13 vs. Cleveland, but he was sidelined with an injury, and the Browns sealed a 27-24 win when Carter suffered an INT by LB Billy Andrews on a short pass to Cleveland's goal line with 0:36 to play. Anderson came back to start the play-for-pride season finale, directing a 61-17 romp at Houston, and Anderson would not again be seriously challenged until 1984, when at age 35 he was bothered by injuries and began to give way to Boomer Esiason. DT Mike Reid, Cincinnati's top pick from the 1970 draft, was the only Bengal named to the Pro Football Writers' first-team All-Pro squad, but rookie S Tommy Casanova also made a big impression and was voted by his teammates as the club's MVP. The 61 points scored at Houston stands through 2013 as a club record. It has been matched once since, in a 61-7 win vs. the same Houston franchise in 1989.

#### 1973

The Bengals claimed their second AFC Central title in the division's four-year existence, winning their last six games after a 4-4 start and claiming the crown over 10-4 Pittsburgh via conference-record tiebreaker. The Bengals' rivalry with the Steelers heated up in '73, with Pittsburgh QB Terry Bradshaw saying, "I'd really rather beat Cincinnati than anybody." The Bengals and Steelers split their two season meetings. In postseason, the Bengals lost 34-16 at Miami, which would go on to win Super Bowl VIII. It marked the second time in two playoff appearances that the Bengals were eliminated by the team that would go on to win it all. Though the schedule at this time remained at just 14 games, the Bengals missed by just 15 total yards having two 1000-yard rushers. Veteran Essex Johnson had 997 yards, and bruising 12th-round draft choice Boobie Clark had 988. Clark was named AFC Rookie of the Year. Through 2013, only six teams in NFL history have had two 1000-yard rushers in a season (Bengals not among them), and four of those instances came in 16-game seasons. The '73 offense was further improved by WR Isaac Curtis, a first-round draft pick who would go on to play 12 excellent seasons for Cincinnati. The NFL's rules on home television blackouts were changed for 1973, with blackouts lifted on games

sold out 72 hours in advance, and the Sept. 24 game vs. Houston — a 24-10 Bengals victory — became the first Bengals home contest with live local TV. Paul Brown turned 65 on Sept. 7, but retirement was not on his mind. He would go on to serve through 1975 as head coach, and he would remain the Bengals' chief executive until his death in 1991 at age 82.

#### 1974

A break-even (7-7) season for Cincinnati included the individual highlight of QB Ken Anderson winning the first of his four NFL passing titles. He posted a league-best 95.7 rating, with 213 completions in 328 attempts (64.9 percent) for 2667 yards, with 18 TDs and 10 INTs. In a Nov. 10 win vs. Pittsburgh, Anderson set a Bengals record (still standing through 2013) for completion percentage, ringing up a 90.9 by connecting on 20-of-22. Through 2013, that's third-best in NFL history (minimum 20 attempts). CB Lemar Parrish led the NFL in punt returns, with an 18.8-yard average that remains through '13 as the franchise record. The Bengals were 7-4 through 11 games, but were still a game and a half behind first-place Pittsburgh, and Cincinnati lost its last three contests. The Bengals swept the "Battle of Ohio" series vs. Cleveland for the first time, winning 33-7 at home in the season opener and 34-24 at Cleveland in Game 5. The campaign was preceded by a tumultuous offseason. Labor unrest roiled the league scene well into the preseason. The NFL Players Association called a strike, but not all players were on board, and most teams welcomed willing veterans into training camps. The Bengals were at the top in terms of veterans reporting to camp. Early preseason games were played with large numbers of rookies and other new personnel, however, and the Bengals offered fans refunds to those games. Most fans kept their tickets. The strike effort dwindled as preseason neared its end, and the regular season opened normally. Prior to preseason, the Bengals also were in the thick of an NFL battle against player raids by the new World Football League, as they disputed the WFL Philadelphia franchise's signing of star LB Bill Bergey to a contract to begin in 1976, even though Bergey still was obligated to the Bengals through 1975. The Bengals lost that battle in court, but the decision wound up being moot. Bergey's offers from the unstable new league eventually fell through, and on July 10 of '74, Cincinnati traded Bergey to Philadelphia's NFL team, the Eagles, for first-round draft choices in 1976 and '77, plus a second-rounder in '77.

#### 1975

In their final season with Paul Brown as head coach, the Bengals opened with six straight wins and went on to post an 11-3 record. Their .786 winning percentage stands through 2013 as the best in franchise history, and their plus-differential in yards per game (81.2, on 361.4 offensively vs. 280.2 defensively) also stands as a franchise record. The team also set a franchise record for fumble recoveries per game (1.57, on 22 total). But two of Cincinnati's losses were to AFC Central Division rival Pittsburgh, and the Steelers took the division title at 12-2, setting up their drive to the Super Bowl X championship. The Bengals qualified as the AFC Wild Card team for the playoffs, but had to play on the road at Oakland, which also had finished 11-3, and the Raiders prevailed, 31-28, withstanding a Bengals rally from a 31-14 deficit. QB Ken Anderson won the second of his four NFL passing championships, with a 93.9 rating, and he was also named Dodge NFL Man of the Year, an award reflecting both athletic and civic achievement. Attempts to revive the injury-plagued career of iconic QB Greg Cook ended on July 9, when the Bengals allowed Kansas City to claim Cook on waivers. Cook played in preseason for the Chiefs but did not reach the regular season with the club. The Bengals opened the preseason in the Hall of Fame game at Canton, Ohio, playing Washington on Aug. 2 on a day when the on-field temperature was estimated at 105, believed to be the hottest conditions ever (through 2013) for any Bengals game. Labor unrest forced the preseason to unfold under another strike threat, but it was averted just before the regular season began. The Bengals defense was strong despite the pre-training camp loss of Pro Bowl DT Mike Reid, who retired at age 26 to pursue a career in music. The last player still with the Bengals from the 1968 expansion draft, G Pat Matson, was traded to Green Bay on Sept. 10. Prior to the season, Paul Brown hired Kim Wood as the first "strength coach" in franchise history, citing the need for a more comprehensive year-round conditioning program for players. Wood would serve in the job through 2002.

#### 1976

On Jan. 1, Paul Brown announced his retirement as head coach, while remaining general manager and overall chief executive. Brown had coached 41 seasons at various levels of football, with a career including dominance at the high school level, a national championship at Ohio State, and an AAFC and NFL dynasty with the Cleveland Browns. Brown also led the expansion Bengals into the playoffs in their third season (1970), making them the "youngest franchise" in

league history at that time to reach postseason. His overall coaching record was 342-126-15, for a winning percentage of .724. Brown named Bill "Tiger" Johnson, Bengals offensive line coach since the franchise's inception, as his successor as head coach. Johnson led the team to a 10-4 record, tied with Pittsburgh atop the AFC Central, but the Steelers won a tiebreaker (head-to-head sweep) for the division title, and the Bengals lost out to 11-3 New England for what was then a lone AFC Wild Card spot in the playoffs. The Bengals' .714 winning percentage is the highest (through 2013) of any Cincinnati team not to make the playoffs. The Bengals entered the final regular-season weekend tied with Pittsburgh at 9-4, but the Steelers clinched the playoff spot with a Saturday win against Houston. The Bengals were playing only for pride the following day when they swamped the New York Jets 42-3 in what was to be the last Jets appearance by Hall of Fame QB Joe Namath. The Bengals acquired defensive end Coy Bacon in a March 31 trade with San Diego for WR Charlie Joiner, and Bacon contributed 22.0 sacks, still the Bengals record through 2013, and by a margin of 9.0. The team had 46 sacks, and its average of 3.29 per game is still the franchise record through 2013. Also still a record through '13 is the club's average yield of only 15.0 points per game. CB Ken Riley led the AFC with nine INTs. In the first round of the draft, Cincinnati selected HB Archie Griffin, the two-time Heisman Trophy winner from Ohio State, and Griffin went on to play for the Bengals through 1983.

#### 1977

Head coach Bill Johnson posted a second straight winning record (8-6), but the team missed the playoffs, one game behind AFC Central champion Pittsburgh. The Bengals logged a huge win in Game 15, beating Pittsburgh 17-10 in a Saturday afternoon contest at frigid Riverfront Stadium (temperatures hovering between five and 10 degrees). The game left the teams tied for the division lead, and the Bengals were assured of winning a season-end tiebreaker, based on better point differential in their 1-1 season split with the Steelers. But on the final weekend, Pittsburgh won 10-9 over San Diego, and the Bengals fell 21-16 at Houston. The Oilers tied the Bengals' 8-6 record and officially took second place in a tiebreaker, but Houston also missed the postseason. The Bengals rallied into contention after a 2-3 start that included a season-opening loss to underdog Cleveland, the first time the Bengals had lost in a season opener played at home, following six straight wins in that situation. On Nov. 13 at Minnesota, QB Ken Anderson and WR Billy Brooks teamed up for a 94-yard TD pass, which stands through 2013 as the longest pass play in franchise history. The season ended the NFL's 17-year run (1961-77) of playing a 14-game regular-season schedule.

#### 1978

The Bengals and the NFL played the first year with a 16-game schedule, and it was a long 16 for Cincinnati. QB Ken Anderson missed the first four games with a broken bone in his right hand, and Bill Johnson resigned as head coach following an 0-5 start. Among the first four games, Cincinnati's losing margins included one point (vs. Kansas City), three points (in overtime at Cleveland) and two points (vs. New Orleans). Johnson was replaced as head coach by Homer Rice, who had joined the staff for '78 as quarterbacks coach. The team dropped to a 1-12 mark before rallying to win the last three games. The Bengals closed the year with a 48-16 rout of Cleveland, a 32-point winning margin that stands through 2013 as Cincinnati's largest in the Battle of Ohio series. Prior to the season, CB Lemar Parrish and DE Coy Bacon were traded to Washington for the Redskins' first-round draft pick in 1979 (used to select RB Charles Alexander). Two Pro Bowlers, TE Bob Trumpy and S Tommy Casanova, retired prior to the season. On July 26, Paul Brown's eldest son, Robin, died of cancer at age 46, and Paul Brown had to cancel plans to be the presenter for Weeb Ewbank at Ewbank's Pro Football Hall of Fame induction. The Ben-Gals cheerleaders were in the news in '78. They attracted considerable new attention, going away from their "malt shop" look to a more revealing uniform, described at the time as "chic, smart and sexy, but not vulgar."

#### 1979

Fullback Pete Johnson powered his way to 15 TDs, a club record at the time. But the team finished 4-12 in its only full season under head coach Homer Rice, who was released the day after the Dec. 16 season finale. The team struggled despite a plus-15 mark in turnover differential (44 takeaways, 29 giveaways). On Dec. 28, Rice was replaced by former Cleveland Browns head coach Forrest Gregg, who resigned as head coach of the CFL Toronto Argonauts to take the job. During the season, controversy flared over the publication of "PB: The Paul Brown Story," an autobiography written by Brown in collaboration with

sportswriter Jack Clary. The book included lengthy and explicit criticism of Cleveland Browns owner Art Modell, who had fired Brown as Cleveland head coach after the 1962 season. Modell made a formal complaint to the league office, charging Brown with violating league policy on public criticism of other teams' management. Brown eventually was fined \$10,000 by Pete Rozelle, whose appointment as NFL Commissioner in 1960 had been spearheaded by Brown. After paying his fine, Brown told reporters, "I have sent (Rozelle) his check, but I stand by the book as written. His (Rozelle's) action is not based on any judgment on the facts I have presented." Prior to the season, on Jan. 17, the Bengals created the coaching staff's first full-time position in charge of special teams, hiring Frank Gansz. On Nov. 14, after an injury to C Blair Bush, C Bob Johnson was coaxed out of retirement and played the remainder of the season. Johnson was the team's original No. 1 draft pick in 1968, and when he hung up his cleats for good after the '79 season, it marked the final departure of the last player who had been on the inaugural '68 club. On Sept. 23 vs. Houston, Bengal Chris Bahr kicked a 55-yard FG, which would stand alone as longest in franchise history for 33 years, until Mike Nugent tied it in 2012.

#### 1980

Forrest Gregg managed only a 6-10 record in his first season as head coach, but he was laying the groundwork for a trip to the Super Bowl the following year. The first building block in that plan was the drafting of Southern California OT Anthony Munoz with the No. 3 overall selection. Munoz, who 18 years later would be a first-ballot Hall-of-Fame inductee, having played his entire career with Cincinnati, was enthusiastically endorsed by Gregg as Cincinnati's top choice. Gregg's deciding moment came when he was accidentally knocked to the ground by an errant Munoz forearm while working Munoz out in a supposedly "light-contact" drill on a scouting trip. Gregg himself was a Hall of Fame OT, inducted in 1977. After drafting Munoz, the Bengals endured a high-profile and acrimonious contract negotiation with Munoz agent Mike Trope. But Munoz was signed just before training camp, hyped as "the NFL's first million-dollar offensive tackle," and he started all season at LOT. Gregg instituted notably tougher discipline policies on Bengals players and became the first Cincinnati head coach to insist players wear sport coats and ties on road trips. But on the field, QB Ken Anderson was injury-plagued and wound up splitting time with Jack Thompson on an offense whose 244 total points ranked last in the AFC. Gregg notched two of his wins against defending league champion Pittsburgh, but his club lost twice to eventual AFC Central champ Cleveland, which had fired him as head coach after the 1977 campaign.

#### 1981

The Bengals began the year with a dramatically redesigned uniform, highlighted by their now-signature striped helmets, and they ended the season in the Super Bowl, losing a heartbreaking 26-21 decision to San Francisco. The Bengals were favored in Super Bowl XVI at Pontiac, Mich., but they finished minus-three in turnover differential and fell short in trying to erase a 20-0 halftime deficit. Still, it was a foundational year for Bengals-mania in the Tri-State. Coach Forrest Gregg's second Bengals edition won the AFC Central Division title by four games, with a 12-4 record, and they won home playoff games over Buffalo and San Diego. Cincinnati's 27-7 "Freezer Bowl" AFC Championship win over the Chargers was played in conditions of minus-59 wild chill, still the lowest in NFL history through 2013. (The recorded temperature was minus-nine, second lowest in league history). Attendance at the Freezer Bowl was 46,302, more than creditable considering the weather, and having weathered the cold is such a point of pride among longtime fans, it's said jokingly that more than 10 times that number of 46,302 now claim to have been in the stands. QB Ken Anderson earned NFL Most Valuable Player honors with a league-best and career-high passer rating of 98.4. With 29 TD passes and just 10 INTs, Anderson posted a 2.9-to-1 ratio, best in franchise history through 2013. TE Dan Ross and rookie WR Cris Collinsworth had big receiving years. Ross' 71 receptions was a club record to that point. FB Pete Johnson rumbled for a then club-record 1077 rushing yards, with 12 TDs. Future Hall of Fame OT Anthony Munoz played his second season and earned his first of what would be 11 Pro Bowl berths. Defensively, the front line trio of DEs Ross Browner and Eddie Edwards and DT Wilson Whitley were in the fourth of their five seasons starting together. An outstanding veteran LB corps of Jim LeClair, Reggie Williams, Glenn Cameron and Bo Harris finished 1-4 in tackles. CB Ken Riley, by far the franchise's all-time INT leader, was in the 13th of his 15-season Bengals career. For QB Anderson, getting to his eventual season accolades was no easy journey. The year began with Anderson trade rumors (nothing materialized), and Anderson went through preseason in an open competition with Jack Thompson, the franchise's No. 1 draft pick from 1979. Anderson became sure of the season-opening job only when Thompson became unavailable, due to an injury in the final preseason



contest. Anderson fared poorly in the season opener vs. Seattle and was benched in favor of Turk Schonert. But although Schonert was a hero that day, leading a wild come-from-behind win, Anderson was re-installed by Gregg the following week and went on to his memorable season. Cincinnati swooned over rookie WR Collinsworth, who produced the franchise's first 1000-yard receiving season (1009) and displayed a magnetic personality that by year's end infected fans far beyond the Queen City. In December, Collinsworth became the first Bengals player featured on a Sports Illustrated cover. The offense had four Pro Bowlers (Anderson, Collinsworth, Johnson and OT Anthony Munoz), and the special teams had one (P Pat McNally), but the defense had none. Paul Brown was named NFL Executive of the Year by The Sporting News. Tickets for Super Bowl XVI were only \$40 face value, 20 times less expensive than the bottom-rung price of \$800 which prevailed for SB XLVIII after the 2013 season. 1981 was also an historic year for technology in the Bengals organization. On Sept. 25, it was confirmed to media that the club had bought and installed its first office-wide computer system, with "several terminals available for the ticket office and other business needs." As noted above, the new uniforms for 1981 featured tiger-striped helmets, and they made quite a splash. The design was chosen by Paul Brown, who said he wanted the helmet to be "instantly recognizable even from a distance." The bold look sparked debate among fans, and the Cincinnati Enquirer quoted a source from NFL Properties as saying "the design was not our first choice" among several presented to the Bengals. "But," the Enquirer source continued, "these helmets will definitely get recognized." Indeed, they have become an institution, still distinctive among NFL headgear after 30-plus years.

## 1982

The Bengals finished a strike-shortened season at 7-2, tied for the second-best record in the AFC. QB Ken Anderson was at the height of his Cincinnati prowess, winning his fourth NFL passing title (95.3 rating). Anderson stands through 2013 as the only Bengal to win more than two major NFL season titles of any variety. Anderson's 70.55 completion percentage was an NFL season record at the time, and through '13 it still stands as third-best in league history. Anderson also set a standing Bengals season record for passing yards per game, at 277.2. Isaac Curtis and Cris Collinsworth were in their second year as a Cadillac duo at wide receiver, helping Anderson to his high marks. But a players' strike began after Week 2 and lasted 57 days, until Nov. 17. Games scheduled in Weeks 3-9 wound up being cancelled, and Week 10 games were rescheduled for Jan. 2, a week after the regular season had been scheduled to end. They were the first NFL regular-season games not played in the calendar year of the season. The defending AFC champion Bengals split their first two games, and when play resumed after the strike, they established themselves as again one of the top clubs in the conference, winning four straight to stand at 5-1. Cincinnati was 6-1 in its seven post-strike games, the only loss being a memorable 50-34 Monday night shootout at San Diego. In that game, Anderson set a Bengals record for completions (40) that still stands through 2013, but the Chargers' 661 yards net offense stands as the most ever allowed by the Bengals, and Chargers WR Wes Chandler set a still-standing Cincinnati opponents' record with 260 receiving yards. Buoyed by the previous season's AFC championship and the strong regular-season finish, Bengals fans had high hopes of a second straight Super Bowl appearance as the playoffs began. But in one of the most stunning losses in Bengals history, Cincinnati opened an expanded playoff format by falling 44-17 to the underdog New York Jets at Riverfront Stadium. The Jets' point total stands through 2013 as the most ever in the playoffs against the Bengals, and Freeman McNeil's 202 rushing yards also still stand as a Bengals opponent playoff record. Four Bengals went to the Pro Bowl — Anderson, WR Cris Collinsworth, OT Anthony Munoz and TE Dan Ross. The nine regular-season games played were the fewest in the NFL since 1934, the year before the league adopted standard number of games for all teams. Bengals players were among the first to vote as a team to end the strike, doing so Nov. 11 in a meeting at the club's Spinney Field practice facility.

## 1983

It was a tumultuous year from start to finish as the Bengals posted a 7-9 record, dropping from the postseason picture after going 19-6 over the previous two regular seasons. In January, the new United States Football League announced that it would begin play in the spring of 1984, and the USFL roiled the '83 offseason by pursuing contracts with NFL players and coaches, including a number of Bengals. G Dave Lapham and TE Dan Ross signed "future contracts" with the new league for 1984, and they would indeed go there, but they played out their Bengals contracts for Cincinnati in '83. The biggest stunner to Cincinnati fans came June 27, when star WR Cris Collinsworth signed a future contract to

begin in 1985 with the USFL Tampa Bay Bandits. But over an extended period of angst in Bengals Nation, extending into February 1985, Collinsworth and Bandits owner John Bassett never fully consummated their deal. Collinsworth wound up playing his full pro football career (through 1988) with the Bengals. In July, offensive coordinator Lindy Infante signed a future deal as head coach of the USFL Jacksonville Bulls, and rather than let him coach in Cincinnati under his '83 contract, the Bengals fired him for breach of contract. On June 3, once highly-touted QB Jack Thompson was traded to the Tampa Bay Bucs for a 1984 first-round draft choice. On July 26, Bengals DE Ross Browner and FB Pete Johnson were among the first four NFL players ever suspended by the NFL for illegal drug activity. They missed all of training camp and Games 1-4 of the regular season. The team lost six of its first seven games, and in Game 6, a Monday night Riverfront Stadium visit by Pittsburgh, Steelers DE Keith Gary inflicted a severe neck sprain on QB Ken Anderson, bringing him down with a visually sickening twist of the face mask. Though Gary would in the end be only fined by the NFL (not suspended), the play proved to be key in raising NFL awareness that QBs were often in vulnerable positions and needed more rules protection. "It's fortunate (the play) was on national television," said Paul Brown. "Maybe now it won't be repeated." Anderson missed the next three games. On Nov. 20 vs. Houston, an obscure rookie drafted in the 10th round made his first NFL start, as an injury replacement. The player was Tim Krumrie, who would take over as full-time starter the next season and become one of the best defensive linemen and most admired players in franchise history. The Bengals rallied to finish 6-3 over their last nine games, and coach Forrest Gregg was under contract through 1984. But on Dec. 24, Gregg resigned with the team's blessing to take the head coaching job in Green Bay, where he had played his way into the Hall of Fame as an offensive tackle. On Dec. 29, the Bengals replaced Gregg with University of Indiana head coach Sam Wyche, a former Bengals QB who five years later would join Gregg as the only other Bengal coach to take the team to the Super Bowl. Despite their disappointing season, the Bengals led the NFL in total defense under Gregg and coordinator Hank Bullough, allowing only 270.4 yards per game. The performance stands through 2013 as the club's only No. 1 defensive ranking.

## 1984

Rookie head coach Sam Wyche took the Bengals on a wild ride that ended just short of a playoff berth. The team rose from an 0-5 start to finish 8-8, winning its last four. After routing Buffalo 52-21 in a 1 p.m. ET season finale, the Bengals needed the 11-4 L.A. Raiders to win at home over 8-7 Pittsburgh in a 4 p.m. game. That result would have produced a Bengals-Steelers tie for the AFC Central title, and the Bengals would have been declared champions via tiebreaker. But the Steelers dashed Cincinnati's hopes in a 13-7 win over the Raiders, as Wyche and a number of invited media members watched on television at the coach's home. Wyche juggled his quarterbacks all season, due to injuries and/or coaching decisions. Ken Anderson began and finished the year as No. 1, starting nine games, but rookie Boomer Esiason started four and veteran Turk Schonert started three. Esiason made the first of his eventual 123 Bengals starts on Oct. 5 vs. Houston, in a battle of 0-5 teams. Esiason didn't dazzle, passing for 159 yards with no TDs and two INTs, but the Bengals won 13-3, and Esiason would finish 3-1 in his four starts on the year. Prior to the season, it was a big year for Cincinnati in the trade department. The Bengals entered April holding the No. 1 overall pick in the draft, via their 1983 trade of QB Jack Thompson to Tampa Bay. But with the top prospect, Brigham Young QB Steve Young, having signed with the USFL Los Angeles Express, the Bengals traded the pick on April 5 to New England, gaining the Nos. 16 and 28 spots in round one. The Bengals selected DE Pete Koch of Maryland at No. 16 and G Brian Blados of North Carolina at No. 28. The Patriots used the No. 1 pick on Nebraska WR Irving Fryar. On May 29, the Bengals made arguably the best straight player-for-player trade in franchise history, sending FB Pete Johnson to San Diego for RB James Brooks. Johnson would prove to be on the downside of his career, while Brooks would have a stellar Bengals tenure through 1991. The year 1984 was, and remains through 2013, the second time in club history for the Bengals to have three first-round draft picks (first year was 1977). With their own first-round '84 selection, the Bengals chose LB Ricky Hunley of Arizona, but Hunley became (and remains through 2013) the only Bengals first-rounder never to sign with Cincinnati. Hunley's stalemated contract negotiations set a Bengals record for length, and on Oct. 9, he was traded to Denver for three future selections, two of which brought Cincinnati productive WR Tim McGee (first round 1986) and Pro Bowl S David Fulcher (third round 1986).

## 1985

The 7-9 Bengals scored 441 points in Sam Wyche's second season as head coach, a club record at the time. But their 437 points allowed also was a record

to that point. Rookie WR Eddie Brown, who had surprisingly been available with the No. 13 pick in the '85 draft, missed the first 18 days of training camp due to contract talks, but he wound up as Associated Press NFL Rookie of the Year after catching 53 passes for 942 yards and eight TDs. Bengals icon Ken Anderson opened the season as the starting QB, but the 15th-year vet was supplanted in Game 3 by second-year pro Boomer Esiason, who went on to pass for 27 TDs and just 12 INTs while posting a 93.2 passer rating. The team rebounded from an 0-3 start to stand 7-7 after a rousing 50-24 win over Dallas, and a playoff berth was clearly within range in an AFC Central Division race in which no team was able to dominate. But in Game 15, the Bengals lost 27-24 at Washington after leading 24-7, and their only hope for the playoffs entering the final weekend was via tiebreaker in a possible three-way deadlock with Pittsburgh and Cleveland. The day before their season finale at New England, they were eliminated — and Cleveland became division champion — when Pittsburgh lost a Saturday game to the New York Giants. Prior to and during the season, the team had a number of high-profile personnel issues. Star WR Cris Collinsworth, who had stunned Cincinnati fans in 1983 by signing a "future contract" with the United States Football League's Tampa Bay Bandits, was to join the Bandits for their 1985 spring season. But after a soap-opera series of "will he go or will he stay?" events, Collinsworth re-signed with Cincinnati on Feb. 27. WR Isaac Curtis, a premier Bengal for 12 years, was released in July and shortly thereafter announced his retirement from pro football. DE Ross Browner went to Houston of the USFL in the spring, but he re-signed with Cincinnati in late August. TE Dan Ross, another ex-Bengal who had gone to the USFL, was re-acquired by Cincinnati in late August but was traded to Seattle in October.

## 1986

The '86 team was the second Bengals club, and the last one through 2013, to win 10 or more games and not make the playoffs. They lost their chance for a division title when they were bombed 34-3 by eventual champ Cleveland in Game 15 at Riverfront Stadium, but they stayed alive for a Wild Card berth to the very end. After swamping the N.Y. Jets 52-21 on the season's final Sunday, they were set to qualify with a Miami win over visiting New England on Monday night. But as many Bengals players gathered to watch at a popular Cincinnati night spot, the Patriots won 34-27, taking the AFC East title by a game over the Jets and eliminating Cincinnati from postseason. The 10-6 Jets and 10-6 Chiefs took the Wild Card spots over the Bengals via tiebreaker, with better records against AFC foes. In his first full season as Bengals starting QB, Boomer Esiason passed for a then-club-record 3959 yards, and RB James Brooks posted a club record that still stands through 2013 for yards from scrimmage (1773, on 1087 rushing and 686 receiving). LB Reggie Williams won the prestigious NFL Man of the Year award, for his combined football and community efforts. In late July, the NFL completed successful defense of a multi-million-dollar antitrust suit filed by the U.S. Football League. The courts ruled technically in favor of the USFL, but awarded only a token \$1 in damages. "The suit could have been catastrophic to the NFL," Bengals assistant GM Mike Brown told reporters. "We are glad to see it end in what we consider a complete victory." In '86, the NFL began the regular use of instant replay officiating and stepped up its drug-testing program, two measures that were supported by the Bengals. After a year of instant replay, however, the Bengals joined a minority of teams that unsuccessfully opposed its continuation.

## 1987

The Bengals entered the season with big plans, after finishing 10-6 in 1986, but their aspirations were to be dashed. They started 1-1, but the loss was an exceedingly painful one, as Cincinnati lost to San Francisco despite having a lead and the ball with :06 to play. After that loss, the NFL players' union went on strike. Games scheduled for Week 3 were cancelled, the next three games were played primarily by replacement players. Cincinnati went 1-2 in the three "replacement games." The replacement-player strategy led to picketing by Bengals veterans outside the team's practice facility, but replacement ball was effective in breaking the strike. A total of 85 NFL veterans crossed picket lines to play in the first replacement games, and though the Bengals were a stronger union team than many, LB Reggie Williams was among the 85. The flow increased after the first replacement game, though the Bengals had only one additional defection from the strike ranks, DE Eddie Edwards. But veterans agreed leaguewide to return for Game 6 and beyond, without a settlement to their labor issues. The "real Bengals," however, could not get it back together again, posting a 2-8 record after their return, for a 4-11 overall team finish. The season ended with widespread speculation that fourth-year head coach Sam

Wyche would be replaced, but Bengals general manager Paul Brown announced Dec. 30 that the club would honor the final year of Wyche's five-year contract. Brown termed the 1987 season "an aberration" for which Wyche should not take the brunt of blame, and looking ahead to 1988, Brown told media, "We have a team with talent, and yours truly does not consider this to be a rebuilding year." Brown and Wyche, of course, were to be vindicated as the Bengals would go on to win the 1988 AFC Championship. One bright spot from '87 was the first Pro Bowl berth for NT Tim Krumrie, the 10th-round '83 draft choice who had already earned status as a key player and fan favorite. Prior to the '87 campaign, Bengals Nation saw the end of an era, as QB Ken Anderson announced his retirement on June 2. The 1986 season had been Anderson's 16th as a Bengal, a term that stands through 2013 as the longest in franchise history. Anderson had participated in the team's spring minicamp, but changed his mind about a 17th season following a late May exam that showed reduced strength in his right (throwing) shoulder. "The doc told me, 'You're starting to wear out a little bit,'" Anderson said, "and there is life after football. I want to make sure that I can continue to play golf and otherwise enjoy that life."

## 1988

Snubbed on the NFL's prime-time TV schedule after a 4-11 season, the Bengals staged one of the biggest turnarounds in NFL history, posting a 12-4 record. They clinched the AFC home field advantage for the playoffs, and won games at Riverfront Stadium over Seattle and Buffalo before losing a dramatic Super Bowl XXIII by 20-16 to San Francisco at Joe Robbie Stadium in Miami. In the Super Bowl, the Bengals took a 16-13 lead on a 40-yard Jim Breech FG with 3:20 remaining, but the 49ers drove 92 yards in 11 plays to seize victory with 0:34 to play, on a 10-yard pass from Joe Montana to John Taylor. The Bengals suffered two dramatic player losses for the Super Bowl, as troubled FB Stanley Wilson missed the Sunday game due to a Saturday night drug relapse, and Pro Bowl NT Tim Krumrie suffered a broken leg early in the first quarter, with TV cameras catching the fracture in grim detail. NFL Commissioner Pete Rozelle called Super Bowl XXIII the most exciting to that point in history of the game, which had recently suffered from very lopsided results. (The five previous winners had an average victory margin of 27.6 points). Nine Bengals were selected for the Pro Bowl, a club record that still stands through 2013. FB Ickey Woods did not make the Pro Bowl, but in his only full season of a career later derailed by injuries, he rushed for 1066 yards and a club-record 15 rushing TDs. His "Ickey Shuffle" dance became an iconic TD celebration nationally and would bring him widespread notice for many years, despite the brevity of his playing career. Sam Wyche, whose continued status as head coach was questioned by many entering the season, was named NFL Coach of the Year by the Pro Football Writers Association. But the more prestigious coaching award, from Associated Press, went to Mike Ditka of Chicago, whose team lost 28-3 in the NFC Championship game. Cincinnati's two playoff wins were fraught with high-level controversy over Wyche's hurry-up "no huddle" offense. In the Divisional game, Seattle players transparently feigned injuries to buy time for situational defensive substitutions, and that flap, raised to a higher level by comments from Buffalo coach Marv Levy, led the NFL to ban the no-huddle for the AFC Championship game against the Bills. But the Bengals dispatched Buffalo 21-10 without their full bag of tricks, and the NFL later admitted its ban was a mistake. The Bengals were allowed to use the no-huddle in the Super Bowl. In developments prior to the season, the Ben-Gals cheerleading squad was reinstated after a year's absence — "We heard from the fans that they wanted them back," said assistant general manager Mike Brown — and LB Reggie Williams on June 16 became the first (and still only) Bengal to serve on Cincinnati City Council, appointed by the Charter Party to a seat from which Charterite Arn Bortz had retired. In January of '88, Williams had received the "Sportsman of the Year" award from Sports Illustrated, and he was presented the award by President Reagan in a ceremony at the White House.

## 1989

The defending AFC champions showed the ability to be among the NFL's most powerful teams, winning games by scores of 41-10, 56-23, 42-7 and 61-7. But injuries and inconsistencies defined the season, and Cincinnati finished 8-8 and out of the playoffs despite outscoring foes by 404-285. The plus-119 point differential stands through 2013 as the biggest plus in NFL history by a team without a winning record. The Bengals had a chance to claim a Wild Card berth in the final game of the league's regular season, a Monday night (Christmas night) match in Minnesota. But the Vikings, needing a win to clinch the NFL Central title, prevailed by 29-21. The Bengals started 4-1 but lost four of their next five. Colorful and controversial head coach Sam Wyche helped keep fans' emotions high as he sparred throughout the season with division rivals Cleveland and Houston. Wyche took repeated issue with rowdy crowd behavior in

Cleveland Stadium's "Dawg Pound," and when Bengals fans threw snowballs on the field during a Dec. 10 home game vs. Seattle, Wyche grabbed a public address microphone and scolded the crowd, saying "You don't live in Cleveland, you live in Cincinnati." The next week, in the highest-drama moment of Wyche's long feud with Houston coach Jerry Glanville, Wyche eschewed running out the clock in the final minute despite holding a 58-7 lead over the Oilers. He called for a FG and got a 61-7 conquest, then blasted Glanville as a "phony" in his post-game news conference. Prior to the season, iconic Bengals WR Cris Collinsworth was released in final cuts. On Sept. 17 vs. Pittsburgh, 1988 rookie sensation Ickey Woods suffered a knee injury that would play a big part in short-circuiting his career. Woods would play only two more partial seasons (1990 and '91). On May 11, the long-troubled saga of Bengals FB Stanley Wilson ended when Wilson was permanently barred from the NFL by Commissioner Pete Rozelle. NFL fans had been shocked in March when Rozelle announced his impending retirement. Rozelle, noted often as the most successful sports commissioner in United States history, had been boosted into the job in 1960 as an unknown compromise candidate supported by the Bengals' Paul Brown. Rozelle was replaced by Paul Tagliabue on Oct. 26. The '89 draft stands through 2013 as the only one in which Cincinnati did not exercise a first-round choice. Slated originally to have the next-to-last selection in round one, the Bengals traded down with Atlanta and made RB Eric Ball their first selection, with the seventh pick of Round 2. LB Reggie Williams retired with the end of the season, his 14th as a Bengal. In November, Williams was elected to Cincinnati City Council, after having already served five months as an appointed replacement to fill a Charter Party vacancy.

#### 1990

The Bengals weathered a season with the only five-game road trip in franchise history, finishing 9-7 and claiming the AFC Central title out of a three-way tie with Houston and Pittsburgh. Cincinnati finished first based on best head-to-head record against the other two teams (3-1). Houston earned a Wild Card berth, and Pittsburgh missed postseason, based on the Oilers topping the Steelers in the tiebreaker of record against all AFC opponents. The Bengals had no assurance of making the playoffs entering the season's final day, but they earned the division title by beating Cleveland in an afternoon game, combined with a Houston victory over Pittsburgh that night. The Bengals had stayed in the race in Week 15 by pounding Houston 40-20 at Riverfront Stadium, and they pounded the Oilers again at home in the Wild Card round of the playoffs, prevailing 41-14. Cincinnati was eliminated the next week in the Divisional round at Los Angeles, falling 20-10 to the Raiders. In the L.A. game, Raiders RB Bo Jackson, the dual-sport superstar, suffered a hip injury in the third quarter when tackled by Bengals LB Kevin Walker. Though the tackle looked routine and the injury was not initially considered serious, it proved to be a hip dislocation that ended Jackson's pro football career. He never would play in another NFL game, and in baseball, he would not again appear in as many as 100 games in a season. The Bengals had to play five straight regular-season games on the road because their scheduled Oct. 14 home game against Houston was moved to Houston, due to a stadium conflict with Reds postseason baseball play. The Reds in fact did not wind up playing at home on Oct. 14, but the schedule change had to be made in advance — on the basis of the baseball game being possible — because Riverfront Stadium's baseball/football conversion process was too cumbersome to allow a late decision. The Bengals schedule had called for two road games prior to Oct. 14 and two road games after Oct. 14. The Bengals finished 2-3 on the trip, and their scheduled Dec. 23 game at Houston was moved to Cincinnati. In the second of the five straight road games, a 34-31 overtime win against the L.A. Rams at Anaheim Stadium, Boomer Esiason passed for 490 yards, a team record that still stands through 2013. Esiason passed for only 412 yards before the overtime, however, leaving Ken Anderson's 447 in 1975 vs. Buffalo as the highest club total in regulation time. Prior to the season, offensive coordinator Bruce Coslet left the Bengals to become head coach of the New York Jets, and in the Sept. 9 regular-season opener, at Riverfront, the Bengals beat the Jets 25-20.

#### 1991

Paul Brown, the Bengals' founder and first head coach, and a member of the Pro Football Hall of Fame, died on Aug. 5 at age 82, at his Cincinnati home. The cause of his death was complications from pneumonia. His funeral was held Aug. 7 in his hometown of Massillon, Ohio. Among those in attendance were NFL Commissioner Paul Tagliabue, former commissioner Pete Rozelle, numerous team owners and eight Hall of Famers. Pall bearers included former Bengals Ken Anderson, Reggie Williams and Dave Lapham. As directed by

Brown during his final days, the current coaches and players remained at work in training camp at Wilmington, Ohio during the days after Brown's death. But head coach Sam Wyche, a private pilot, flew his own plane from Wilmington to Massillon during a short break in his camp schedule. At the funeral, Pete Rozelle said: "Whether they know it or not, nearly everyone in the game of football has been affected by Paul Brown. His wealth of ideas changed the game." Brown's son Mike, a key figure in both bringing the Bengals to Cincinnati and in operating the club, took over as chief executive. The season, a major disappointment at 3-13, would be the eighth and final one for Wyche as Bengals coach. Following a Dec. 24 end-of-season meeting between Wyche and Mike Brown, the team announced that Wyche had unexpectedly resigned. Wyche interpreted events as his being fired, but there was no disagreement that his tenure had ended. On Dec. 27, the Bengals announced that WRs coach Dave Shula was promoted to replace Wyche. Shula, the son of legendary coach Don Shula, became at age 32 the second-youngest head coach in NFL history. (Harland Svare took over the L.A. Rams in 1962 at age 31). Mike Brown and Wyche went on to maintain cordial relations, and a disagreement over compensation for Wyche from his 1992 contract was later settled amicably. Wyche would go on to join the Tampa Bay Buccaneers as head coach from 1992-95. Prior to the season, the NFL announced new guidelines for media locker room access, action that had been sparked in large part by Wyche repeatedly expressing concern over the propriety of having female reporters in the locker room. Though the NFL maintained full access for all reporters, teams were instructed to screen shower areas from view, provide robes or extra-large towels to all players, and provide separate post-game interview areas for head coaches and key players.

#### 1992

In the franchise's 25th anniversary season, the team started 2-0 under new head coach Dave Shula, with wins at Seattle and vs. the L.A. Raiders. And they seemed a lock to go 3-0 the next week against an 0-2 Green Bay team under rookie head coach Mike Holmgren, leading almost all the way. But a little-known Packers QB, Brett Favre, made the first splash of what would become one of the NFL's greatest careers. Favre directed a 21-point fourth quarter for a 24-23 win. A second-year pro at the time, playing in only his fourth game, Favre had come off the bench to replace injured starter Don Majkowski in the first quarter. Favre's two TD passes, including a 35-yarder to unheralded WR Kittrick Taylor with 0:13 to play, were the first two of a total that would rise to an NFL-record 508. The Green Bay game was the start of a five-game losing streak for Cincinnati, and the team finished 5-11. The year was marked by news involving many of the franchise's biggest names. All-Pro OT Anthony Munoz, with 11 Pro Bowl selections on his resume, was limited to eight games by injuries and announced his retirement prior to playing in the season finale. Another Bengals icon, QB Boomer Esiason, was benched in favor of '92 top draft pick David Klingler after the team fell to 4-7. Esiason asked to be traded as the season ended, and the club said it would try to accommodate him. Early '92 was the end of the line for Ickey Woods, Cincinnati's 1988 rookie RB sensation. Woods had seen some action in '90 and '91, after suffering a season-ending '89 left knee injury, but his '91 year included a significant right knee injury, and he was waived after failing to show well in the '92 spring minicamp. WR Eddie Brown, a standout performer from 1985-91, saw his NFL career essentially ended by a ruptured disc in his neck discovered early in training camp. Brown underwent surgery and missed the season. He gained free agency after the season, but found the market slow and wound up re-signing with the Bengals. He was released in final 1993 preseason cuts and did not play again in the NFL. Through 1991 Brown ranked third in Bengals history in receiving yards (6134) and held club records for receiving yards in a game (216) and a season (1273). Bright spots in '92 included WR Carl Pickens, named Associated Press NFL Rookie of the Year, and RB Harold Green, whose 1170 rushing yards were second-most in club history to that point. After the season finale, the Bengals hired team QB legend Ken Anderson as QBs coach. In the Game 3 loss at Green Bay, Bengals rookie WR Carl Pickens turned in a 95-yard punt return for a TD, the longest punt return through 2013 in Bengals history.

#### 1993

The difficult road toward the eventual 2000 completion of Paul Brown Stadium began in earnest in November of '93. At that time, Bengals president Mike Brown, with support from NFL Commissioner Paul Tagliabue, sounded the call that Riverfront Stadium had become economically obsolete in the changing world of pro football. Brown warned that absent real progress on improving the Bengals' stadium situation, the club might be forced to consider moving. The first step toward a solution came in December, when the club agreed to stay at least through 1998, in exchange for a deal to partially renovate Riverfront and amend the team's lease. It was also stated that civic leaders would explore construction

of a new stadium by the "early 2000s." The Bengals played their first season since 1984 without QB Boomer Esiason, who was traded to the N.Y. Jets in March for a third-round 1993 draft pick. David Klingler, Cincinnati's first-round 1992 selection, had taken over at QB at the end of 1992. Klingler directed late-season victories in '93 over the Rams and Falcons, but the bottom line was a 3-13 finish. Klingler had missed three games at midseason, due to back problems, but veteran backup Jay Schroeder had been unable to right the ship. The '93 season was the most defense-dominated in Bengals history (through 2013), as Cincinnati and its foes averaged total combined points of only 31.6 per game. Preseason cuts had seen the Bengals release longtime kicker Jim Breech in favor of rookie Doug Pelfrey of Kentucky, a Greater Cincinnati native (Fort Thomas) who would play for the team through 1999. Breech through 2013 is still Cincinnati's all-time leading scorer (1151). Breech started his Bengals career in 1980, after one season with Oakland, and through '13 he ranks third in NFL history in consecutive games played scoring at least one point (186). Changing public attitudes on smoking impacted Bengals fans in April, as Cincinnati City Council enacted a ban on smoking in seating areas at Riverfront Stadium, to take effect in 1994.

## 1994

A shot of "Blake-mania" livened a 3-13 overall season. Due to injuries to QBs David Klingler and Donald Hollas, late-August waiver pickup Jeff Blake got a chance to start on Oct. 30 against Dallas, the two-time defending Super Bowl champions. Blake couldn't engineer the season's first win, but he threw for two TDs and had the Bengals up 20-17 until late in the third quarter of an eventual 23-20 loss. Blake went on to lead wins the next two weeks, at Seattle and vs. Houston. He remained the starter despite Klingler's return to health, and finished the year as a huge fan favorite, leading the NFL in pass completions of 50 or more yards (eight). In a nationally televised Oct. 2 Sunday night game at Riverfront, Miami's Don Shula and Cincinnati's Dave Shula became the first father and son to oppose one another as head coaches in North American major pro sports. The Dolphins won, 23-7. The Bengals closed the season with a unique comeback, beating Philadelphia 33-30 when Doug Pelfrey kicked two FGs in the last :03 of the fourth quarter. He connected from 22 yards at :03 to tie the score, then kicked a 54-yarder at :01, after the Bengals kickoff team recovered an Eagles muff at the Philadelphia 37. Though there is no official NFL record for multiple FGs in the waning seconds of a game, the Elias Sports Bureau confirms that from 1970 through 2013, no other player has kicked two in the last :03. On May 5, the Bengals signed Ohio State DT Dan Wilkinson, the first overall pick in the '94 draft. Wilkinson was the first player ever drafted No. 1 overall by the Bengals (later to be joined in 1995 by RB Ki-Jana Carter and in 2003 by QB Carson Palmer). In December, fan favorite Tim Krumrie, a two-time Pro Bowler, announced his retirement, effective at season's end. Krumrie was honored by team at the regular-season finale, and shortly after the season he was hired to the coaching staff. He served as a defensive assistant in 1995 and was promoted to defensive line coach in 1996. The two-point conversion was added to NFL rules prior to the '94 season, with the Bengals among 23 teams voting in favor, and in the first preseason game, when Cincinnati played against Tampa Bay and former head coach Sam Wyche, a Buccaneers two-point conversion was the deciding play in a 17-16 Tampa Bay win. Much debate and some controversy continued through the year as the Bengals and baseball's Reds negotiated with Cincinnati leaders about the need for a new stadium, or even two. As co-tenants with the Bengals at Riverfront, the Reds balked at parts of an agreement the Bengals had reached in 1993 for interim improvements at Riverfront, and in an attempt to resolve issues, a city/county Stadium Task Force was formed, led by Cincinnati mayor Roxanne Qualls and Hamilton County Commission president Guy Guckenberger. The Bengals meanwhile agreed to share the cost of major improvements to Spinney Field, the team's city-owned practice facility.

## 1995

The Bengals were alive in the playoff race through Game 14, but were eliminated in a 26-10 loss at Cleveland in Game 15. The Dec. 17 Browns game was the last home game for Cleveland prior to the franchise's controversial move to Baltimore. The Bengals' 7-9 finish included a 2-0 start and wins in four of the last seven games, but Cincinnati lost six of seven in a midseason stretch, including a 26-23 home loss to Miami in "Shula Bowl II," as Bengals head coach Dave Shula opposed his father, Don, for the second straight year. The Bengals closed the season by erasing a 21-point deficit in a 27-24 win vs. Minnesota, tying the largest comeback to win in club history. Jeff Blake held serve on the No. 1 QB job he had gained in 1994, keeping David Klingler in a backup role,

and both Blake and WR Carl Pickens earned Pro Bowl berths. Pickens set a franchise record for TDs (17, all receiving) that stands through 2013. (In receiving TDs only, no other Bengals player through 2013 has had more than 12.) The Bengals had retained Pickens for 1995 by matching a free agency offer he received from Arizona. The Bengals suffered a severe blow in preseason game three on Aug. 17 at Detroit, as RB Ki-Jana Carter of Penn State, the top overall pick in the '95 draft, was lost for the season to a severe knee injury. Carter, who had missed the first two preseason games with an ankle sprain, was lost at Detroit on his third Cincinnati carry. The Bengals had traded with Carolina to gain Carter as an offensive centerpiece, trading up in the first round for the first time in franchise history. Carter would come back to play seven NFL seasons, four of those for Cincinnati, but he never matched his college form at the pro level and closed with only 1144 career rushing yards. 1995 was a year filled with issues regarding the Bengals' need for a new stadium. Slow progress on the local front led club president Mike Brown to explore the possibility of a move to Baltimore, pressed by a deadline on Baltimore's end. But Brown repeatedly professed he had no desire to move the team unless forced to by an untenable local situation. On June 28, just minutes before a Bengals-set deadline, Cincinnati City Council voted 5-4 to approve a Hamilton County plan from Commissioner Bob Bedinghaus to raise the county sales tax by one percent to fund two new stadiums. In the end that proposal was scaled down to a one-half percent hike, funding stadiums and also providing homeowners with property tax relief. But after the County Commission voted to implement the tax, forces opposed to the increase successfully petitioned to make approval subject to a public referendum to be held in March of 1996. In October, Mike Brown announced that the Bengals for 1996 would move most of their front-office operation from Riverfront Stadium to the team's new practice facility building at Spinney Field.

## 1996

Progress continued to be forged on the Bengals' efforts to secure their future in Cincinnati with a new stadium. The biggest step came on March 19, when Hamilton County voters approved by 61-to-39 percent a measure to fund new Bengals and Reds stadiums with a half-cent sales tax increase. The vote came after vigorous public debate, and the Cincinnati Post termed it a "landslide victory" for backers of the issue. On Sept. 11, the Bengals reached preliminary agreement with Hamilton County on a 30-year lease, for an as-yet unnamed and un-sited stadium. The Bengals pushed vigorously for a riverfront site, opposing proposals to build in the Broadway Commons area just northeast of downtown. Both public polls and experts' recommendations indicated a preference for a riverfront site, but the question remained undecided as the year ended. The new stadium's name also remained undecided, but early public response showed strong support for naming it after Bengals founder Paul Brown. On Sept. 25, Riverfront Stadium was re-named Cinergy Field, as the energy utility Cinergy reached a \$6 million naming rights deal with Hamilton County to cover the stadium's remaining years of use. On the field, the team lost six of its first seven games, but Cincinnati's fortunes took a U-turn after offensive coordinator Bruce Coslet was promoted to head coach on Oct. 21, replacing the released Dave Shula. Coslet directed the team to a 7-2 finish, including a 5-0 mark at Cinergy Field. The Bengals stayed alive for the playoffs until the next-to-last week of the season, when despite defeating Houston they were eliminated due to results elsewhere. Coslet, signed only through '96 when he took over as head coach, was extended on Dec. 14 through 2000. A signature win for Coslet came Nov. 3 at Baltimore, when the Bengals rallied from a 21-3 deficit to win 24-21. The 18-point deficit stands through 2013 as largest ever overcome by the Bengals in a road win. WR Carl Pickens, who in 1995 had become the first Bengal to lead the AFC in receptions, led the conference again with 100, the first Bengal to hit the century mark. The defense had 34 INTs, a club record that stands through 2013. CB Ashley Ambrose, a veteran free agent in his first Bengals season, led the team with eight INTs and went to the Pro Bowl along with Pickens.

## 1997

On Feb. 13, the Bengals and Hamilton County reached tentative agreement on a western riverfront site for a new football stadium. The Bengals yielded to County wishes for a site one block farther west than the club's preferred spot, supporting the goal of opening central riverfront space for development of other attractions and neighborhoods between a football and a baseball stadium (though the baseball site had yet to be agreed upon.). A drawback for the development of the more western football site was that some of the needed land was not owned by the county, and that would lead to future delays, as well as higher costs than the Bengals' preferred site. On May 29, the 30-year Bengals lease was completed and signed. It was announced on May 29 that the facility would be named Paul Brown Stadium, with the Bengals agreeing to cover

\$5 million for the loss of potential corporate naming rights. On April 29, the Bengals received a favorable ruling in a tax case that had threatened the viability of the franchise. In United States Tax Court in Chicago, Judge John O. Colvin ruled that the heirs of the late Paul Brown were not liable for \$40 million sought by the Internal Revenue Service, due to a dispute over Paul Brown's acquisition of team shares held formerly by John Sawyer. The Cincinnati Enquirer editorial page opined that the Bengals had been spared an unfair "ambush by the IRS." The football team opened training camp in a state-of-the-art new facility at Georgetown (Ky.) College, after 29 seasons of training at Wilmington (Ohio) College. On April 5, the Bengals had re-signed QB Boomer Esiason as a veteran No. 2 to back up Jeff Blake. Esiason had gone on to play for the Jets and Cardinals since playing for the Bengals from 1984-92. The team was struggling with a 2-7 record on Nov. 9 at Indianapolis when Blake was sidelined with a concussion, and the 36-year-old Esiason entered the game in the third quarter and led a comeback victory. The Bengals lost the next week at Pittsburgh with Blake as the starter, and Esiason was named starter for the final five games. The Bengals were 4-1 in his starts, and they scored 42 points in the start he lost. Esiason did not have enough pass attempts to qualify for a Bengals-record season passer rating, or for the NFL passing title, but he finished the season with a 106.9 rating. The team finished the season 7-9. It was the last Bengals hurrah for Esiason, who retired after the season to take a broadcasting job with ABC's Monday Night Football. The '97 season saw the debut of HB Corey Dillon, a second-round draft choice who stands through 2013 as the club's all-time leading rusher (8061 yards). On Dec. 4 vs. Tennessee at Cinergy Field, Dillon rushed for 246 yards and four TDs, breaking Jim Brown's NFL record for rushing yards in a game by a rookie (237) and tying the Bengals record for TDs and points in a game. Dillon's four TDs and 24 points remain tied for the Bengals record through 2013.

## 1998

On Jan. 24, Bengals OT Anthony Munoz (1980-92) was voted to the Pro Football Hall of Fame. Munoz was part of a five-member induction class, and he and Chicago Bears LB Mike Singletary became the 47th and 48th players among the then-194 members to be elected in their first year of eligibility. The official induction ceremony took place Aug. 1, at the Hall in Canton, Ohio. NFL labor events had led to Munoz gaining free agent status after announcing his retirement following the 1992 season, and he had signed with Tampa Bay (and his former Bengals head coach, Sam Wyche) as a free agent in '93. But Munoz gave up the comeback bid after suffering a shoulder injury in training camp, and because he was not with the Bucs in the regular season, he is recognized in the Hall as having played only for the Bengals. Plans for the Bengals' new stadium hit a serious snag in January of '98, due to a dispute between Hamilton County and the city over the county acquiring 12.5 acres of city land that it needed to build at its preferred western riverfront site. As the stalemate dragged on, the Bengals announced that if no agreement was reached by Jan. 31, the club would no longer be bound by the lease it had signed in spring of 1997. Tension continued to build until, at 1:15 a.m. on Feb. 1, City Council forged a past-the-11th-hour agreement to accept a county proposal. On April 25, officials from the county, city and the Bengals joined in a public groundbreaking for Paul Brown Stadium construction, with plans for the facility to be ready for the 2000 season. The news on the field was not so encouraging, as the team dipped to 3-13 in its second full season under head coach Bruce Coslet. QB Boomer Esiason, who had a sensational late-season return to the starting job in 1997, after four seasons playing elsewhere, announced prior to the season that he was retiring to join ABC's Monday Night Football as a broadcaster. The Bengals signed former Steeler Neil O'Donnell to compete with Jeff Blake for the starting QB job. O'Donnell won the job in training camp, but the team lost nine straight after beating Pittsburgh in Game 5. Blake started Games 14 and 15 before being injured, and the season ended with no clear starter in sight for 1999. HB Corey Dillon rushed for 1130 yards, becoming the first Bengal (and still through 2013 the only Bengal) to top 1000 in each of his first two Cincinnati seasons. In the season opener vs. Tennessee, injury-plagued HB Ki-Jana Carter, top overall pick in the 1995 draft, suffered a season-ending wrist fracture. DT Dan Wilkinson, drafted No. 1 overall by the Bengals in 1994, saw a rather stormy Cincinnati career end prior to the season, when he was traded to Washington for picks in the first and third rounds of the '98 draft. The Bengals used the picks to obtain LB Brian Simmons (first round) and G Mike Goff (third round).

## 1999

For the first time since the idea's original proposal in 1993, plans for the Bengals' new stadium proceeded with only minor issues. The rise of the seating

bowl of Paul Brown Stadium was watched by citizens throughout the year. However, past issues — particularly a delay in Hamilton County's acquisition of needed land from the city — put construction on a very tight schedule to meet the goal of an August, 2000, inaugural game. On the field in '99, veteran Jeff Blake and rookie first-round draft choice Akili Smith would up sharing QB duties during a 4-12 season. Blake was benched after an 0-4 start, and Smith started and won his NFL debut, 18-17 on Oct. 10 at Cleveland. The game marked the renewal of the "Battle of Ohio" series, as the Browns returned to play as an expansion team. Cleveland had spent three years without NFL football after the Browns moved to Baltimore for 1996. The Bengals did not win again until Game 12, however, and Smith suffered a season-ending ankle injury in Game 9 vs. Jacksonville. Blake engineered three straight wins in Games 12-14, but the team lost the final two. HB Corey Dillon rushed for 1200 yards and went to the Pro Bowl along with KOR Tremain Mack, whose 27.1-yard average stands through 2013 as the team season record.

## 2000

The Paul Brown Stadium era began on Aug. 19, as the Bengals christened Cincinnati's new football showplace with a 24-20 preseason win over the Chicago Bears. WR Peter Warrick scored the first Bengals preseason points in PBS on a 14-yard end-around run in the first quarter. In the stadium's Grand Opening regular-season game Sept. 10 vs. Cleveland, a Cincinnati sports record crowd of 64,006 (since surpassed) turned out, but the Browns won the game, 24-7. Rookie WR Ron Dugans scored the first Bengals regular-season points in PBS on a four-yard TD pass from Akili Smith. The '00 Bengals drew four other crowds which exceeded the pre-PBS record for a sports crowd in Cincinnati, but the Browns game stood as the new record through 2000. On Sept. 25, following an 0-3 start to the season, Bruce Coslet resigned as head coach and was replaced by assistant head coach/defensive coordinator Dick LeBeau, who was named interim head coach. The team finished 4-9 under LeBeau, including 4-6 in the final 10 games and a 2-2 mark in the final four. On Dec. 20, LeBeau signed a multi-year contract to begin in 2001. LeBeau's first victory, on Oct. 22 vs. Denver, featured a then NFL-record 278 rushing yards by Corey Dillon, who went on to set a Bengals record (since broken) of 1435 yards for the season, earning his second straight trip to the Pro Bowl. Against Denver, Dillon broke a 1977 record of 275 yards set by Chicago's Walter Payton. It was an all-or-nothing day for Dillon, as he was stopped on 10 of his 22 carries for one or fewer yards, but he had five runs of 30-plus, including TD runs of 65 and 41 yards. "It seemed like a high school game," Dillon said of his numbers. Dillon's 278 stood as the NFL record until Sept. 14, 2003, when Baltimore's Jamal Lewis had a 295-yard game vs. Cleveland, and Dillon's total ranks fourth in league history through 2013. The Denver game was Cincinnati's first win at Paul Brown Stadium. Akili Smith opened the year as starting QB, but the offense stalled, and he was replaced after a Nov. 5 loss at Dallas by veteran 2000 free agent signee Scott Mitchell. Prior to the season, on June 1, the Bengals released HB Ki-Jana Carter, their injury-prone 1995 top draft pick. On July 20, Cincinnati released talented but malcontented WR Carl Pickens. Pickens' departure had left Darnay Scott set to take over as the No. 1 wideout, but Scott suffered a broken leg in training camp on Aug. 1 and missed the season.

## 2001

The Bengals got off to a 4-3 start in Dick LeBeau's first full season as head coach, but they did not win again until the final two games, finishing 6-10. The defense finished No. 9 in the NFL, but the offense ranked 23rd. The early season was played amidst the tragedy of the Sept. 11 terrorist attacks in New York and Washington D.C. All of the NFL's Week 2 games, scheduled for Sept. 16-17, were postponed until the first weekend in January, the weekend after the regular season had been scheduled to end. The Bengals resumed play on Sept. 23, moving to 2-0 with a win over Baltimore at Paul Brown Stadium, and by that time stadium security procedures had been strengthened, including a ban on "coolers, backpacks and oversize purses." Also, the Federal Aviation Administration moved to ban aircraft from operating within three miles of outdoor venues with events in progress. Free agent signee Jon Kitna took over as the starting QB, winning a training camp battle with Scott Mitchell and Akili Smith. The '01 season featured the Bengals' first visit to Pittsburgh's new Heinz Field, on Oct. 7. On Oct. 28 at Detroit, a 31-27 Bengals win featured a 96-yard TD run by HB Corey Dillon, which stands through 2013 as the longest scrimmage play in Bengals history. The '01 season was the first for flamboyant WR Chad Johnson, who through 2013 is Cincinnati's all-time leader in receptions (751) and receiving yards (10,783). Johnson, a second-round draft pick from Oregon State, put up only modest rookie numbers, missing four games with a collarbone fracture, but he publicly pleaded with coaches and medical staff to let him come back sooner from the injury, and he promised, "I'm going to make a lot of noise here early."

On Oct. 14, the Bengals re-set their own record for the largest crowd ever at a Cincinnati sports event, as 64,217 fans watched a 24-14 win over Cleveland.

## 2002

The Bengals began the season in a new division, the AFC North, as the NFL realigned into eight four-team divisions. The Bengals were successful in efforts to keep longtime rivals Cleveland and Pittsburgh as division foes, and the Baltimore Ravens completed the four-team lineup. The Bengals entered the season after an encouraging 2001 finish. But despite some noteworthy individual performances, the team sunk to the worst record (2-14) in franchise history. The team was hit hard by injuries, losing the league's second-highest number of games by starters. The offense got off to a very slow start with free agent signee Gus Frerotte at QB. The offense perked up noticeably after the 2001 starter, Jon Kitna, returned to the No. 1 QB role. For the first time since 1989, Cincinnati had a 3000-yard passer (Kitna), a 1000-yard rusher (Corey Dillon) and a 1000-yard receiver (Chad Johnson). Johnson had the first of his club-record 31 games of 100 receiving yards on Nov. 10 at Baltimore (seven-for-110). On Oct. 27 vs. Tennessee, Dillon raised his Bengals career rushing total to 6542 yards, passing James Brooks (6447) into the all-time franchise lead that he still holds through 2013 with 8061 yards. The Bengals set a team record for pass completions with 350 (since surpassed). But the team was 0-7 before getting a win at expansion Houston. The defense was inconsistent, and with nine TDs allowed on special teams or by the offense, the Bengals as a team allowed the second-most points (456) in club history. On Dec. 30, it was announced that head coach Dick LeBeau would not be retained for 2003.

## 2003

The Bengals launched a new era on Jan. 14, when Marvin Lewis was hired as the ninth head coach in franchise history. "We've turned over a new leaf," said Bengals president Mike Brown, and the Bengals have had no other coach since. Lewis has become the franchise's all-time leader in tenure (12 seasons including 2014) and wins (90). At the time of his hiring, Lewis was the eighth African-American to be named an NFL head coach. Architect of the Baltimore Ravens' record-setting Super Bowl defense in 2000, Lewis received a broad mandate from Bengals ownership to implement his program, and the team finished 8-8, six games better than the 2-14 Bengals of 2002. Though the Bengals missed the playoffs — eliminated on the final weekend of the season — their six-game improvement was the biggest of any NFL team from '02 to '03. It was also the second-biggest one-year improvement in Bengals history. Lewis finished second to Bill Belichick, coach of the World Champion New England Patriots, in Associated Press voting for NFL Coach of the Year. The season included the four largest pro sports crowds in Cincinnati history (to that time), topped by 65,362 on Dec. 28 vs. Cleveland, and the highlight game was a 24-19 win on Nov. 16 over an unbeaten (9-0) Kansas City team. The Chiefs game started what would be a franchise-record streak of 57 consecutive home sellouts in regular season and postseason. WR Chad Johnson, who led the AFC with 1355 receiving yards, signed a five-year contract extension in November. Prior to the season, the Bengals had the No. 1 overall pick in the NFL Draft for the third time in team history, and the club chose Southern California QB Carson Palmer. Palmer was signed on April 24, just before the actual draft, as the Bengals took the option to execute an early signing. Palmer did not play as a rookie, as veteran Jon Kitna was the only NFL QB to play every offensive snap for his team, but Palmer would go on to set numerous Bengals passing records, beginning his playing career in 2004. QB Akili Smith, an unsuccessful first-round QB choice in 1999, was released on June 2. In an ironic twist for longtime Bengals followers, the club prior to the season hired Ricky Hunley as LBs coach. Hunley was a Bengals first-round draft choice as a player (LB) in 1984, but he never signed with Cincinnati, staging the longest holdout in franchise history before being traded to Denver on Oct. 9, 1984.

## 2004

In their second season under head coach Marvin Lewis, the rebuilding process continued as the Bengals posted a second straight 8-8 record. All eight regular-season games at Paul Brown Stadium were sellouts — the first sold-out regular season since 1992 at Riverfront Stadium — and the total regular-season attendance of 524,248 put the team over the half-million mark for the first time. The team's break-even finish was a creditable performance, given that injuries were severe (18 players were placed on season-ending medical reserve lists) and that second-year QB Carson Palmer was seeing his first NFL playing time. Palmer, the 2003 first overall NFL draft pick, had not played as a rookie while backing up Jon Kitna. Palmer started the first 13 games before missing the final

three with a knee strain. HB Rudi Johnson rushed for a club-record 1454 yards (a mark he later broke), and the team had four players named to the Pro Bowl, its highest total since 1990. The Pro Bowl quartet was Rudi Johnson, WR Chad Johnson, OT Willie Anderson and CB Tory James. K Shayne Graham set a club record with 122 points (a mark he later broke). Home games were played on a new, synthetic FieldTurf surface, on which installation was complete in early July. PBS had grass fields from 2000-03, but durability and maintenance issues dictated a switch. The team also made its first significant uniform change since 1981. The signature striped helmet was not changed, but the jersey design was modernized, black pants were added as a regular option to white pants, and a special-occasion orange jersey was added for up to two games per year. The team wore orange jerseys for the first time in franchise history in a 26-3 win vs. Dallas on Nov. 7. On Nov. 28, the Bengals played in what remains through 2013 as the second-highest scoring game in NFL history, a 58-48 home win over Cleveland (106 total points). The game stands through '13 as the only one in which the Bengals have scored in double figures in all four quarters (14-13-14-17). Prior to the season, HB Corey Dillon, the club's all-time rushing yards leader, was traded to New England for a second-round 2005 draft choice (Bengals chose S Madiou Williams).

## 2005

In head coach Marvin Lewis' third season, the Bengals returned to the playoffs, winning the AFC North Division title with an 11-5 record. But Cincinnati lost 31-17 to Pittsburgh in a Wild Card round playoff game, the first postseason game at Paul Brown Stadium, and QB Carson Palmer's postseason was regrettably short. Palmer, who posted a 101.1 regular-season passer rating, still the club record through 2013, was lost to a serious knee injury on the club's second offensive snap in the playoff game, downed by former Bengal Kimo von Oelhoffen. On the play, Palmer had launched a 66-yard completion to WR Chris Henry. In the regular season, the team won its first four games, including an 88-29 point margin in the first three. The Bengals clinched the division title in Game 14, with a 41-17 victory at Detroit. A number of club individual single-season records were set, including two that still stand through 2013 — 1458 rushing yards by HB Rudi Johnson and 10 INTs by CB Deltha O'Neal. Five Bengals were voted to the Pro Bowl, the largest Cincinnati contingent since the 1989 team placed six. The five were Palmer, O'Neal, OT Willie Anderson, K Shayne Graham and WR Chad Johnson. On Dec. 29, just before the end of the regular season, Palmer signed a new contract with the club, extending through 2014. The season's home crowds included the top four attendance figures in franchise history to that time, headed by 66,104 for the Bengals-Steelers game on Oct. 23. Two notable Bengals "voices" passed away in '05. Phil Samp, the team's radio play-by-play man from 1968-90, died on March 10, and Tom Kinder Sr., the stadium public address announcer from 1968-2004, died on April 10.

## 2006

For the first time since 1992, the Bengals sold out all games before the season began, and a waiting list was established for new season ticket buyers. The regular-season attendance mark was 527,870, for an average of 65,984, and both the total and the averages stand through 2013 as club records. Also prior to the season, it was also announced that head coach Marvin Lewis had signed a contract extension through 2010. Lewis completed his fourth season by joining Paul Brown as the only Bengals head coaches to go four straight seasons without a losing record, but though the team remained in contention until the final weekend, it missed the '06 playoffs with an 8-8 mark. The Bengals lost their last three games after standing 8-5. A win in either of the two final games could have secured a playoff berth, but Cincinnati lost 24-23 in Game 15 at Denver when an errant PAT snap foiled a chance to force overtime, and the Bengals lost the season finale in overtime vs. Pittsburgh, after record-setting K Shayne Graham missed a 39-yard FG try on the final play of regulation. QB Carson Palmer, sidelined with a major knee injury in the 2005 postseason, made good on his bid to play the full 2006 regular season, starting every game. He set a club record to that point with 4035 passing yards, and he boldfaced his status as the cornerstone of the roster by winning the Most Valuable Player Award in the Pro Bowl on Feb. 10, 2007. He stands through the 2013 season as the only Bengal to win the award. The season was a particularly notable one for flamboyant WR Chad Johnson. In March, NFL owners voted to clamp down on player end-zone celebrations, an art that Johnson had been increasingly expanding in production value. In April, Johnson was signed to a contract extension through 2011. He was featured on a Sports Illustrated cover in October, and for the season he became the only Bengal (through 2013) to lead the NFL in receiving yards, with 1369. Johnson set a still-standing Bengals record for receiving yards in a game, with 260 on Nov. 12 vs. San Diego, and with 190 the next week at New Orleans,



he set an NFL record that still stands for receiving yards in consecutive games (450). Also in '06, Johnson became the only player to lead the AFC or NFC in receiving yards for a fourth consecutive season. No other player has done it since (through 2013). In February, federal judge S. Arthur Spiegel dismissed a Hamilton County lawsuit against the Bengals regarding the Paul Brown Stadium lease, ending two years of legal disputes. In March, the Bengals and Buffalo Bills were the only NFL teams to vote against a new Collective Bargaining Agreement with the players, deeming it unsound, and as time would pass, numerous owners and analysts would in hindsight praise the Cincinnati-Buffalo stance. The 2006 agreement, in some views, ultimately led to the conditions that caused a lockout of players from March through July of 2011. The Bengals in '06 were among a number of teams responding to concerns about rowdy fan behavior at NFL games. The club installed and staffed a "Jerk Line" that fans could call during games to report problems. LB David Pollack, Cincinnati's top draft choice in 2005, suffered what would prove to a career-ending neck fracture in the season opener at Cleveland. Pollack was never paralyzed and made a full recovery, but after some consideration of a comeback, he ultimately decided against it and moved into a successful career as a sports broadcaster.

## 2007

In a Harris Interactive survey released in February, Paul Brown Stadium was the only football stadium to make a list of "America's Favorite 150 Buildings and Structures." PBS ranked 101st on the list, whose range included all manner of major structures, including skyscrapers, museums, churches, hotels and even bridges. (The Empire State Building ranked first). Among all sports venues, only Wrigley Field (31) and the old Yankee Stadium (84) ranked higher than PBS. For the second straight season, the Bengals sold out all games before the season began. The team entered the season with high expectations, with its first two home games selected for ESPN Monday Night Football. But the season's first half ended with a disappointing 2-6 record, and a second-half rally lifted the club only to 7-9, the first losing season for head coach Marvin Lewis. WR T.J. Houshmandzadeh tied for the league receptions title (112), setting a club record that still stands through 2013 and becoming the only Bengal ever to gain a share of the league lead. WR Chad Johnson broke his own team receiving yards record with 1440, a season mark that stands through 2013, and K Shayne Graham set two marks that stand through '13 — season field-goal percentage (91.2 on 31-of-34) and FGs in a game (seven). Graham was seven-for-seven on Nov. 11 at Baltimore, scoring all of Cincinnati's points in a 21-7 win. On Sept. 16 at Cleveland, QB Carson Palmer set a Bengals game record (still standing through 2013) with six TD passes, but the Bengals lost in a 51-45 shootout to the underdog Browns, starting a four-game losing streak that followed a season opening Monday night win vs. Baltimore. On Oct. 28 vs. Pittsburgh, the team established a franchise record for single-game attendance, recording a figure of 66,188. That number stands through 2013 as the largest crowd ever to attend a sports event in Cincinnati, and other Bengals crowds at Paul Brown Stadium more than fill out the other spots on the all-time Cincinnati top 10.

## 2008

With a club-record 23 players sent to the Reserve/Injured list, the Bengals struggled to a 4-11-1 finish. And that list of 23 did not include the biggest missing name, QB Carson Palmer, who stayed on the roster all season but played in only four games due to an elbow injury. Ryan Fitzpatrick replaced Palmer at QB. The team partly salvaged the season, going 4-3-1 in the campaign's second half, but that was after an 0-8 start. Though the offense was near record lows in many statistical categories, the defense was promising under new coordinator Mike Zimmer, rising to a No. 12 NFL yardage ranking, the team's best since 2001. For the third straight year, all home games were declared sold out before the season began. The Bengals' 13-13 tie on Nov. 16 vs. Philadelphia was the NFL's first deadlock since 2002, and some players on both teams would admit that they had been expecting the contest to continue when the 15-minute overtime ended scoreless, not realizing that NFL games still could end in ties. It was the first overtime tie in Bengals history (and still the only one through 2013). The Bengals had played one other tie, at Houston in 1969, but that game went just the regulation four quarters, as overtime was not yet in the rules. On Aug. 29, star WR Chad Johnson legally changed his name to Chad Ochocinco, a Spanish reference to his uniform number (85). But he was not permitted to have the new name on his jersey until 2009, after he had fulfilled contractual obligations regarding the purchase of existing licensed "Johnson" merchandise. In 2012, while with the Miami Dolphins, Ochocinco would change his name back to Johnson, and the league subsequently determined that in all future references in league material, the player would be known as Johnson, regardless of the year

involved. The 2008 preseason ended with dramatic final cuts, as those released included three Bengals with six Pro Bowls among them — OT Willie Anderson, HB Rudi Johnson and CB Deltha O'Neal. On May 19, the Bengals waived talented but troubled LB Odell Thurman, who had been a rookie sensation in 2005. Thurman had not played in 2006 or '07, suspended by the NFL for various behavior issues, and on May 19 Bengals coach Marvin Lewis said the team "had not seen the right steps taken" by Thurman to justify another chance to play for Cincinnati. Thurman would not play again anywhere in the NFL.

## 2009

Rebounding from the disappointment of injury-plagued 2008, the Bengals won their second division championship under coach Marvin Lewis, finishing with a 10-6 record. Their march to the AFC North title included a 6-0 mark in division games, marking the only time in franchise history (through 2013) for Cincinnati to sweep its division opponents. The Bengals were eliminated in the first round of the playoffs, however, losing 24-14 to the visiting New York Jets, who went on to reach the AFC Championship Game. The Bengals weathered tragedy en route to the title. On Oct. 8, Vikki Zimmer, wife for 27 years to Bengals defensive coordinator Mike Zimmer, died unexpectedly in Cincinnati. And on Dec. 17, WR Chris Henry died in New Orleans from injuries suffered in a Dec. 16 fall from a moving pickup truck. Henry was not with the team at the time, recuperating in his hometown from a forearm fracture suffered Nov. 8 vs. Baltimore. The Bengals chartered a plane for the entire team to attend Henry's funeral in New Orleans on Dec. 22, and NFL Commissioner Roger Goodell also attended. On the field in '09, the Bengals were led by their defense, which continued rapid improvement under coordinator Zimmer. The Bengals finished fourth in the NFL in fewest yards allowed (301.4 per game). The team suffered a stunning home loss to Denver in the season opener, on a wildly improbable late play, but Cincinnati rebounded to win its next four. The Bengals led Denver 7-6 with less than a minute to play, but the Broncos won 12-7 on an 87-yard TD pass that was deflected by the Bengals defense to Denver's Brandon Stokley, who was not the intended receiver. The play stands through 2013 as the NFL's longest game-winning TD play from scrimmage in the final minute of the fourth quarter. On Oct. 4, Shayne Graham's 31-yard FG beat the Browns 23-20 in the longest Bengals game not to end in a tie. Graham's winning kick came with :04 remaining in overtime. On Oct. 25 vs. Chicago, Bengals HB Cedric Benson vaulted into the NFL rushing lead with a 189-yard game against Chicago, the team with which he had debuted unsuccessfully as a high first-round draft choice. The Bengals won 45-10 in a game nicknamed the "Benson Bowl," and NFL Network reported that Benson's rushing total was the most by a player against his former team in league history, with research going back to 1950. Long known for his mischievous on-field antics, WR Chad Johnson logged his last significant zany move as a Bengal on Nov. 8 vs. Baltimore, when he playfully offered a dollar bill to the officiating crew as they were discussing a ruling. The NFL was not amused, and Johnson was fined \$20,000. In Games 10-12, for the only time in franchise history (through 2013), the Bengals got 100-yard rushing games from three different players in a span of three games (Bernard Scott at Oakland, Larry Johnson vs. Cleveland and Cedric Benson vs. Detroit). It was the first such instance in the NFL since 1993. Benson set a Bengals individual record for 100-yard rushing games in a season (six), and the club set a mark with eight. Both marks stand through 2013.

## 2010

The most recent non-playoff season for the Bengals was a trying one. Following a 2009 division championship, the team never jelled despite having veteran talent, including a season as a free agent for high-profile WR Terrell Owens. After a 2-1 start, the Bengals tied a dubious team one-season record by losing 10 in a row. Wins in two of the last three games did little to ease the dissatisfaction. Head coach Marvin Lewis ended the season with an expired contract, but two days after the season finale, it was announced that Lewis had signed to return for a franchise-record ninth season in 2011, a wise move given that the next three Bengals teams would make the playoffs. In '10, Owens and WR Chad Johnson combined for 139 receptions for 1814 yards and 13 TDs, and Cedric Benson rushed for 1111 yards while Carson Palmer passed for 3970. But the team could not deliver in the clutch. Opponents scored eight TDs on returns (INTs, fumbles, kicks), and the Bengals were minus-eight in turnover differential. Injuries played a part, as the Bengals were forced to place 17 players on the Reserve/Injured list, and nine were veteran defensive players who would have started or seen significant action if healthy. The season was the last one in stripes for Chad Johnson, who completed the year with franchise career record records (still standing through 2013) for receptions (751), receiving yards (10,783), receiving TDs (66) and most 100-yard receiving games (31). The club recorded a franchise-record 57th consecutive sellout (regular and postseason)

for a Monday night game on Nov. 8 vs. Pittsburgh, but the streak ended when the Nov. 21 Buffalo game failed to sell out. The Bengals played five preseason games, their most since 1988, as the club was selected to open the NFL preseason against Dallas in the Pro Football Hall of Fame Game on Aug. 8 at Canton, Ohio. On Aug. 7, former Bengals assistant coach and head coach Dick LeBeau was inducted into the Hall of Fame. LeBeau, who spent 18 years on the Cincinnati coaching staff, also had a stellar playing career as a DB with the Detroit Lions, and since leaving Cincinnati he has become a successful defensive coordinator with Pittsburgh.

## 2011

Shortly after re-signing for a Bengals-record ninth season as head coach, Marvin Lewis had a message for Bengals fans upset over the 2010 team's 4-12 record. "I will fix us," Lewis pledged, and the record would bear him out. Lewis led a young team — the AFC's youngest as of Week 1 — to a 9-7 record and a Wild Card playoff berth. Cincinnati lost at Houston in the Wild Card game. The young Bengals squad was not able to work with the coaching staff until late July, due to a player lockout over labor issues that had begun in March. The lockout ended just as training camps were due to open, with the announcement of a new NFL Collective Bargaining Agreement. But Cincinnati's players had staged numerous workouts on their own during the lockout, and two veteran leaders — DT Domata Peko and OT Andrew Whitworth — were accorded great credit for helping the team hang together in preparation for its surprise season. The Bengals defied widespread last-place predictions from preseason analysts by putting new offensive pieces together quickly. Working in the scheme of new coordinator Jay Gruden, the club's top two draft picks — WR A.J. Green and QB Andy Dalton — became the first rookie QB-WR duo in NFL history to make the Pro Bowl. K Mike Nugent, from nearby Centerville, Ohio, set club records (still standing through 2013) for points (132) and FGs (33) in a season. The defense, in its fourth season under coordinator Mike Zimmer, ranked seventh in the NFL. DT Geno Atkins, a fourth-round 2010 draft pick, began emerging as one of the best draft steals in franchise history, tying for the NFL lead in sacks (7.5) among interior linemen and earning his first Pro Bowl berth. Dalton's success at QB led to the Bengals trading holdout veteran QB Carson Palmer to Oakland on Oct. 18, and Cincinnati received Oakland's first-round 2012 draft choice and second-round 2013 draft choice. The picks were used on CB Dre Kirkpatrick (2012) and HB Giovani Bernard (2013). On July 29, the Bengals traded talented but problematic Chad Johnson, their all-time leader in receptions (751) and receiving yards (10,783), to New England for a fifth-round and a sixth-round draft choice. Cincinnati used the picks to draft WRs Marvin Jones (2012) and Cobi Hamilton (2013). Johnson would make only 15 more NFL catches, released by New England in June of 2012 and released by Miami the following August. Lewis closed the year with 69 career victories, passing Sam Wyche (64) for most by a Bengals head coach. Through 2010, Lewis had been tied with Wyche and Paul Brown for most seasons as Bengals head coach (eight).

## 2012

The Bengals brought training camp to downtown Cincinnati, holding camp at the club's home facility for the first time. The team had trained for 29 seasons at Wilmington (Ohio) College and for the next 15 at Georgetown (Ky.) College. Changes in the NFL's Collective Bargaining Agreement helped drive the change, as the Bengals joined a majority of other NFL teams which had switched to their home bases. With the new CBA reducing the amount of time players could be on the practice field, it was thought that their increased non-field time could be much better used at Paul Brown Stadium, where medical and classroom facilities were far superior to any remote camp site. Plans for a second straight playoff season seemed to have gone awry when the team lost four straight after a 3-1 start, standing 3-5 at the season's halfway point. But the Bengals stormed back to go 7-1 in the second half and clinched a Wild Card postseason berth with a 10-6 record. The only loss in the final eight games came by one point, 20-19 to Dallas, on a Cowboys FG at the final gun. Of 131 NFL teams to post 3-5 starts between 1990-2012, the Bengals were one of only nine to reach the playoffs, and the 7-1

finish tied the 1981 Cincinnati Super Bowl team for best second-half record in a 16-game season. Cincinnati lost at Houston in the first round of the playoffs for the second straight year, but it was the first time for the Bengals to reach postseason two years in a row since 1981-82. The Bengals clinched their playoff berth with a 13-10 win at Pittsburgh in Game 15, at the same time eliminating the rival Steelers from contention. CB Leon Hall got the only Bengals TD against the Steelers, on a 17-yard INT return. The defense ranked sixth in the NFL in fewest yards allowed (319.7 per game), and it collected a team-record 51 sacks (though the 1976 team, in a 14-game season, had a higher average of sacks per game). All-Pro DT Geno Atkins led the sack parade with 12.5, third-most in club history and most on the season by a margin of 4.5 among NFL interior linemen. WR A.J. Green scored at least one TD in nine straight games (Games 2-10), a Bengals record for within one season. He became only the second NFL player in a 48-year span to have at least one receiving TD in nine straight games in a season, joining Hall of Famer Jerry Rice. P Kevin Huber posted averages of 46.6 gross and 42.0 net, both club records through 2013. New technology lessened the need of the '12 team for notebooks and attention to bulletin boards, as the Bengals became one of the first NFL clubs to issue players iPads, for easy distribution of schedules, video and other key information. Shortly after the end of the season, Bengals RBs coach Jim Anderson announced his retirement. Anderson had joined the Bengals staff in 1984, and his 29 seasons stand through 2013 as a franchise record for most total seasons on the Cincinnati coaching staff. During his last six seasons, Anderson had the most consecutive years with his team of any position coach in the NFL.

## 2013

Coach Marvin Lewis led the Bengals to their third straight playoff appearance — a franchise first. Cincinnati won its third AFC North Division title under Lewis, posting an 11-5 record and clinching the crown with a 42-14 rout of Minnesota in Game 15. The Bengals went 8-0 at home for the second time in club history (also 1988), and they were among only five NFL clubs to reach the postseason each year from 2011-13. They were in the postseason for the fourth time in five years, among only six teams to qualify four or more times in that span. For the third straight season, however, the playoffs ended all too soon for Cincinnati, as San Diego prevailed 27-10 in a first round game at Paul Brown Stadium. The '13 team played three overtime games, most in a season in franchise history. They won the first OT contest, but lost in OT in consecutive weeks in Games 9 and 10. It was the first time in franchise history for the team to play two straight OT games. The consecutive losses dropped the team's record to 6-4, but Lewis' club closed the season with five wins in the last six games. QB Andy Dalton set franchise records for passing yards (4293) and TD passes in a season (33), and he became one of only five QBs in NFL history to pilot a playoff club in his first three seasons in the league. WR A.J. Green was named to the Pro Bowl for the third time in his three-year career, and he set club records for most 100-yard receiving games in a season (six) and most consecutive 100-yard receiving games (five). Second-year WR Marvin Jones also posted a club mark, becoming the first Bengal in franchise history with four TD receptions in a game (Oct. 27 vs. N.Y. Jets). Jones accomplished his feat in the franchise's 700th regular-season game. Green (11) and Jones (10) became the first Bengals duo to each hit double figures in TD receptions in a season. Marvin Lewis earned a "coaching-tree" compliment after the season when, in an NFL rarity, each of his coordinators signed as NFL head coaches. Offensive coordinator Jay Gruden went to Washington, and defensive boss Mike Zimmer went to Minnesota. With the San Diego playoff game, the Bengals ran to 137 an impressive popularity streak. From December 2004 through the first week of January 2014, in each of the 137 Cincinnati TV ratings weeks that included a Bengals regular-season or postseason game, the Bengals were the top-rated show among all programming in the Cincinnati market — and usually by a wide margin. Also in the TV realm, the Bengals in '13 agreed for the second time in five years to be featured during preseason on the all-access HBO series, "Hard Knocks." The club allowed virtually unfettered access to team activities to crews from NFL Films. Though many NFL clubs have shied from invitations to be a Hard Knocks team, the Bengals won the AFC North title for the second straight time after doing the show, as they also won after doing Hard Knocks in 2009.

# ALL-TIME RESULTS

## REGULAR SEASON AND POSTSEASON

All-time regular-season record: 316-390-2 (194-159-1 home, 122-231-1 road)

All-time postseason record: 5-12 (5-4 home, 0-6 road, 0-2 neutral)

(All games listed are Sunday afternoon games unless noted otherwise. Opponents are capitalized for games in which the Bengals were the home team, including those games played at neutral sites.)

1968

3-11-0 (2-5 HOME, 1-6 ROAD) 5TH IN AFL WEST

HEAD COACH: PAUL BROWN

DATE	OPPONENT	W-L	SCORE	ATT.	STADIUM/NOTES
Sept. 6	at San Diego Chargers.....	L	13-29	33,687	San Diego Stadium/Friday night
Sept. 15	DENVER BRONCOS.....	W	24-10	25,049	Nippert Stadium
Sept. 22	BUFFALO BILLS.....	W	34-23	24,045	Nippert Stadium
Sept. 29	SAN DIEGO CHARGERS.....	L	10-31	28,642	Nippert Stadium
Oct. 6	at Denver Broncos.....	L	7-10	41,257	Bears Stadium
Oct. 13	at Kansas City Chiefs.....	L	3-13	47,096	Municipal Stadium
Oct. 20	MIAMI DOLPHINS.....	L	22-24	25,942	Nippert Stadium
Oct. 27	at Oakland Raiders.....	L	10-31	37,083	Oakland Coliseum
Nov. 3	HOUSTON OILERS.....	L	17-27	24,012	Nippert Stadium
Nov. 10	KANSAS CITY CHIEFS.....	L	9-16	25,537	Nippert Stadium
Nov. 17	at Miami Dolphins.....	W	38-21	31,747	Orange Bowl
Nov. 24	OAKLAND RAIDERS.....	L	0-34	27,116	Nippert Stadium
Dec. 1	at Boston Patriots.....	L	14-33	17,796	Fenway Park
Dec. 8	at N.Y. Jets.....	L	14-27	61,111	Shea Stadium
Dec. 15	— BYE —				

REGULAR-SEASON TOTALS 3-11-0 215-329 — Regular-season home att.: 180,343

1969

4-9-1 (4-3 HOME, 0-6-1 ROAD) 5TH IN AFL WEST

HEAD COACH: PAUL BROWN

DATE	OPPONENT	W-L	SCORE	ATT.	STADIUM/NOTES
Sept. 14	MIAMI DOLPHINS.....	W	27-21	25,335	Nippert Stadium
Sept. 21	SAN DIEGO CHARGERS.....	W	34-20	26,243	Nippert Stadium
Sept. 28	KANSAS CITY CHIEFS.....	W	24-19	27,812	Nippert Stadium
Oct. 4	at San Diego Chargers.....	L	14-21	52,748	San Diego Stadium/Saturday night
Oct. 12	N.Y. JETS.....	L	7-21	27,927	Nippert Stadium
Oct. 19	DENVER BRONCOS.....	L	23-30	27,920	Nippert Stadium
Oct. 26	at Kansas City Chiefs.....	L	22-42	50,934	Municipal Stadium
Nov. 2	OAKLAND RAIDERS.....	W	31-17	27,927	Nippert Stadium
Nov. 9	at Houston Oilers.....	T	31-31	45,298	Astrodome
Nov. 16	BOSTON PATRIOTS.....	L	14-25	25,913	Nippert Stadium
Nov. 23	at N.Y. Jets.....	L	7-40	62,128	Shea Stadium
Nov. 30	at Buffalo Bills.....	L	13-16	35,122	War Memorial Stadium
Dec. 7	at Oakland Raiders.....	L	17-37	54,427	Oakland Coliseum
Dec. 14	at Denver Broncos.....	L	16-27	42,198	Mile High Stadium

REGULAR-SEASON TOTALS 4-9-1 280-367 — Regular-season home att.: 189,077

1970

8-6-0 (5-2 HOME, 3-4 ROAD) 1ST IN AFC CENTRAL

HEAD COACH: PAUL BROWN

DATE	OPPONENT	W-L	SCORE	ATT.	STADIUM/NOTES
Sept. 20	OAKLAND RAIDERS.....	W	31-21	56,616	Riverfront Stadium
Sept. 27	at Detroit Lions.....	L	3-38	58,202	Tiger Stadium
Oct. 4	HOUSTON OILERS.....	L	13-20	55,094	Riverfront Stadium
Oct. 11	at Cleveland Browns.....	L	27-30	83,520	Cleveland Stadium
Oct. 18	KANSAS CITY CHIEFS.....	L	19-27	57,265	Riverfront Stadium
Oct. 25	at Washington Redskins.....	L	0-20	50,415	RFK Stadium
Nov. 2	at Pittsburgh Steelers.....	L	10-21	38,968	Three Rivers Stadium/Monday night
Nov. 8	at Buffalo Bills.....	W	43-14	43,587	War Memorial Stadium
Nov. 15	CLEVELAND BROWNS.....	W	14-10	60,007	Riverfront Stadium
Nov. 22	PITTSBURGH STEELERS.....	W	34-7	59,276	Riverfront Stadium
Nov. 29	NEW ORLEANS SAINTS.....	W	26-6	59,342	Riverfront Stadium
Dec. 6	at San Diego Chargers.....	W	17-14	41,461	San Diego Stadium
Dec. 13	at Houston Oilers.....	W	30-20	34,435	Astrodome
Dec. 20	BOSTON PATRIOTS.....	W	45-7	60,157	Riverfront Stadium

REGULAR-SEASON TOTALS 8-6-0 312-255 — Regular-season home att.: 407,757

AFC DIVISIONAL PLAYOFF

Dec. 26 at Baltimore Colts.....L 0-17 51,127 Memorial/Saturday afternoon

1971

4-10-0 (3-4 HOME, 1-6 ROAD) 4TH IN AFC CENTRAL

HEAD COACH: PAUL BROWN

DATE	OPPONENT	W-L	SCORE	ATT.	STADIUM/NOTES
Sept. 19	PHILADELPHIA EAGLES.....	W	37-14	55,880	Riverfront Stadium
Sept. 26	at Pittsburgh Steelers.....	L	10-21	48,448	Three Rivers Stadium
Oct. 3	at Green Bay Packers.....	L	17-20	56,263	Lambeau Field
Oct. 10	MIAMI DOLPHINS.....	L	13-23	60,099	Riverfront Stadium
Oct. 17	CLEVELAND BROWNS.....	L	24-27	60,284	Riverfront Stadium
Oct. 24	at Oakland Raiders.....	L	27-31	54,699	Oakland Coliseum
Oct. 31	at Houston Oilers.....	L	6-10	37,947	Astrodome
Nov. 7	ATLANTA FALCONS.....	L	6-9	59,604	Riverfront Stadium
Nov. 14	at Denver Broncos.....	W	24-10	51,200	Mile High Stadium
Nov. 21	HOUSTON OILERS.....	W	28-13	59,390	Riverfront Stadium
Nov. 28	SAN DIEGO CHARGERS.....	W	31-0	59,580	Riverfront Stadium
Dec. 5	at Cleveland Browns.....	L	27-31	82,705	Cleveland Stadium
Dec. 12	PITTSBURGH STEELERS.....	L	13-21	60,022	Riverfront Stadium
Dec. 19	at N.Y. Jets.....	L	21-35	63,151	Shea Stadium

REGULAR-SEASON TOTALS 4-10-0 284-265 — Regular-season home att.: 414,859

1972

8-6-0 (4-3 HOME, 4-3 ROAD) 3RD IN AFC CENTRAL

HEAD COACH: PAUL BROWN

DATE	OPPONENT	W-L	SCORE	ATT.	STADIUM/NOTES
Sept. 17	at New England Patriots.....	W	31-7	60,999	Schaefer Stadium
Sept. 24	PITTSBURGH STEELERS.....	W	15-10	54,292	Riverfront Stadium
Oct. 1	at Cleveland Browns.....	L	6-27	81,564	Cleveland Stadium
Oct. 8	DENVER BRONCOS.....	W	21-10	55,812	Riverfront Stadium
Oct. 15	at Kansas City Chiefs.....	W	23-16	79,068	Arrowhead Stadium
Oct. 22	at L.A. Rams.....	L	12-15	73,385	Los Angeles Coliseum
Oct. 29	HOUSTON OILERS.....	W	30-7	59,409	Riverfront Stadium
Nov. 5	at Pittsburgh Steelers.....	L	17-40	50,350	Three Rivers Stadium
Nov. 12	OAKLAND RAIDERS.....	L	14-20	59,485	Riverfront Stadium
Nov. 19	BALTIMORE COLTS.....	L	19-20	49,512	Riverfront Stadium
Nov. 26	at Chicago Bears.....	W	13-3	55,701	Soldier Field
Dec. 3	N.Y. GIANTS.....	W	13-10	59,523	Riverfront Stadium
Dec. 9	CLEVELAND BROWNS.....	L	24-27	59,524	Riverfront Stadium/Saturday afternoon
Dec. 17	at Houston Oilers.....	W	61-17	32,482	Astrodome

REGULAR-SEASON TOTALS 8-6-0 299-229 — Regular-season home att.: 397,557

1973

10-4-0 (7-0 HOME, 3-4 ROAD) 1ST IN AFC CENTRAL

HEAD COACH: PAUL BROWN

DATE	OPPONENT	W-L	SCORE	ATT.	STADIUM/NOTES
Sept. 16	at Denver Broncos.....	L	10-28	49,059	Mile High Stadium
Sept. 23	HOUSTON OILERS.....	W	24-10	51,823	Riverfront Stadium
Sept. 30	at San Diego Chargers.....	W	20-13	46,733	San Diego Stadium
Oct. 7	at Cleveland Browns.....	L	10-17	70,805	Cleveland Stadium
Oct. 14	PITTSBURGH STEELERS.....	W	19-7	55,819	Riverfront Stadium
Oct. 21	KANSAS CITY CHIEFS.....	W	14-6	56,397	Riverfront Stadium
Oct. 28	at Pittsburgh Steelers.....	L	13-20	45,761	Three Rivers Stadium
Nov. 4	at Dallas Cowboys.....	L	10-38	54,944	Texas Stadium
Nov. 11	at Buffalo Bills.....	W	16-13	76,927	Rich Stadium
Nov. 18	N.Y. JETS.....	W	20-14	55,745	Riverfront Stadium
Nov. 25	ST. LOUIS CARDINALS.....	W	42-24	50,918	Riverfront Stadium
Dec. 2	MINNESOTA VIKINGS.....	W	27-0	57,859	Riverfront Stadium
Dec. 9	CLEVELAND BROWNS.....	W	34-17	58,266	Riverfront Stadium
Dec. 16	at Houston Oilers.....	W	27-24	21,955	Astrodome

REGULAR-SEASON TOTALS 10-4-0 286-231 — Regular-season home att.: 386,827

AFC DIVISIONAL PLAYOFF

Dec. 23 at Miami Dolphins.....L 16-34 74,651 Orange Bowl

1974

7-7-0 (4-3 HOME, 3-4 ROAD) 3RD IN AFC CENTRAL

HEAD COACH: PAUL BROWN

DATE	OPPONENT	W-L	SCORE	ATT.	STADIUM/NOTES
Sept. 15	CLEVELAND BROWNS.....	W	33-7	53,113	Riverfront Stadium
Sept. 22	SAN DIEGO CHARGERS.....	L	17-20	51,178	Riverfront Stadium
Sept. 29	at San Francisco 49ers.....	W	21-3	49,895	Candlestick Park
Oct. 6	WASHINGTON REDSKINS.....	W	28-17	56,175	Riverfront Stadium
Oct. 13	at Cleveland Browns.....	W	34-24	70,897	Cleveland Stadium
Oct. 20	at Oakland Raiders.....	L	27-30	51,821	Oakland Coliseum
Oct. 27	HOUSTON OILERS.....	L	21-34	55,434	Riverfront Stadium
Nov. 3	at Baltimore Colts.....	W	24-14	36,110	Memorial Stadium
Nov. 10	PITTSBURGH STEELERS.....	W	17-10	57,532	Riverfront Stadium
Nov. 17	at Houston Oilers.....	L	3-20	44,054	Astrodome
Nov. 24	KANSAS CITY CHIEFS.....	W	33-6	49,777	Riverfront Stadium
Dec. 2	at Miami Dolphins.....	L	3-24	71,962	Orange Bowl/Monday night
Dec. 8	DETROIT LIONS.....	L	19-23	45,159	Riverfront Stadium
Dec. 14	at Pittsburgh Steelers.....	L	3-27	42,878	Three Rivers Stadium/Saturday afternoon

REGULAR-SEASON TOTALS 7-7-0 283-259 — Regular-season home att.: 368,368

1975

11-3-0 (6-1 HOME, 5-2 ROAD) 2ND IN AFC CENTRAL (WILD CARD QUALIFIER)

HEAD COACH: PAUL BROWN

DATE	OPPONENT	W-L	SCORE	ATT.	STADIUM/NOTES
Sept. 21	CLEVELAND BROWNS.....	W	24-17	52,874	Riverfront Stadium
Sept. 28	at New Orleans Saints.....	W	21-0	52,531	Louisiana Superdome
Oct. 5	at Houston Oilers.....	W	21-19	45,321	Astrodome
Oct. 12	NEW ENGLAND PATRIOTS.....	W	27-10	51,220	Riverfront Stadium
Oct. 19	OAKLAND RAIDERS.....	W	14-10	48,122	Riverfront Stadium
Oct. 26	at Atlanta Falcons.....	W	21-14	45,811	Atlanta-Fulton County Stadium
Nov. 2	PITTSBURGH STEELERS.....	L	24-30	58,418	Riverfront Stadium
Nov. 9	at Denver Broncos.....	W	17-16	49,919	Mile High Stadium
Nov. 17	BUFFALO BILLS.....	W	33-24	56,666	Riverfront Stadium/Monday night
Nov. 23	at Cleveland Browns.....	L	23-35	56,427	Cleveland Stadium
Nov. 30	HOUSTON OILERS.....	W	23-19	46,128	Riverfront Stadium
Dec. 7	at Philadelphia Eagles.....	W	31-0	56,984	Veterans Stadium
Dec. 13	at Pittsburgh Steelers.....	L	14-35	48,889	Three Rivers Stadium/Saturday afternoon
Dec. 21	SAN DIEGO CHARGERS.....	W	47-17	46,474	Riverfront Stadium

REGULAR-SEASON TOTALS 11-3-0 340-246 — Regular-season home att.: 359,902

AFC DIVISIONAL PLAYOFF

Dec. 28 at Oakland Raiders.....L 28-31 53,030 Oakland Coliseum

1976

10-4-0 (6-1 HOME, 4-3 ROAD)

2ND IN AFC CENTRAL

HEAD COACH: BILL JOHNSON

DATE	OPPONENT	W-L	SCORE	ATT.	STADIUM/NOTES
Sept. 12	DENVER BRONCOS.....	W	17-7	53,464	Riverfront Stadium
Sept. 19	at Baltimore Colts.....	L	27-28	50,374	Memorial Stadium
Sept. 26	GREEN BAY PACKERS.....	W	28-7	44,103	Riverfront Stadium
Oct. 3	at Cleveland Browns.....	W	45-24	75,817	Cleveland Stadium
Oct. 10	TAMPA BAY BUCCANEERS.....	W	21-0	49,700	Riverfront Stadium
Oct. 17	at Pittsburgh Steelers.....	L	6-23	48,311	Three Rivers Stadium
Oct. 24	at Houston Oilers.....	W	27-7	45,999	Astrodome
Oct. 31	CLEVELAND BROWNS.....	W	21-6	54,776	Riverfront Stadium
Nov. 8	L.A. RAMS.....	W	20-12	52,480	Riverfront Stadium/Monday night
Nov. 14	HOUSTON OILERS.....	W	31-27	53,243	Riverfront Stadium
Nov. 21	at Kansas City Chiefs.....	W	27-24	46,259	Arrowhead Stadium
Nov. 28	PITTSBURGH STEELERS.....	L	3-7	55,142	Riverfront Stadium
Dec. 6	at Oakland Raiders.....	L	20-35	52,430	Oakland Coliseum/Monday night
Dec. 12	at N.Y. Jets.....	W	42-3	31,067	Shea Stadium
REGULAR-SEASON TOTALS		10-4-0	335-210	—	Regular-season home att.: 362,908

1977

8-6-0 (5-2 HOME, 3-4 ROAD)

2ND IN AFC CENTRAL

HEAD COACH: BILL JOHNSON

DATE	OPPONENT	W-L	SCORE	ATT.	STADIUM/NOTES
Sept. 18	CLEVELAND BROWNS.....	L	3-13	52,847	Riverfront Stadium
Sept. 25	SEATTLE SEAHAWKS.....	W	42-20	45,579	Riverfront Stadium
Oct. 2	at San Diego Chargers.....	L	3-24	40,352	San Diego Stadium
Oct. 9	at Green Bay Packers.....	W	17-7	53,653	Milwaukee County Stadium
Oct. 17	at Pittsburgh Steelers.....	L	14-20	47,950	Three Rivers Stadium/Monday night
Oct. 23	DENVER BRONCOS.....	L	13-24	54,395	Riverfront Stadium
Oct. 30	HOUSTON OILERS.....	W	*13-10	53,194	Riverfront Stadium/*OT
Nov. 6	at Cleveland Browns.....	W	10-7	81,932	Cleveland Stadium
Nov. 13	at Minnesota Vikings.....	L	10-42	45,371	Metropolitan Stadium
Nov. 20	MIAMI DOLPHINS.....	W	23-17	46,733	Riverfront Stadium
Nov. 27	N.Y. GIANTS.....	W	30-13	32,705	Riverfront Stadium
Dec. 4	at Kansas City Chiefs.....	W	27-7	38,488	Arrowhead Stadium
Dec. 10	PITTSBURGH STEELERS.....	W	17-10	36,133	Riverfront Stadium/Saturday afternoon
Dec. 18	at Houston Oilers.....	L	16-21	46,212	Astrodome
REGULAR-SEASON TOTALS		8-6-0	238-235	—	Regular-season home att.: 321,586

1978

4-12-0 (3-5 HOME, 1-7 ROAD)

4TH IN AFC CENTRAL

HEAD COACHES: BILL JOHNSON (0-5), HOMER RICE (4-7)

DATE	OPPONENT	W-L	SCORE	ATT.	STADIUM/NOTES
Sept. 3	KANSAS CITY CHIEFS .....	L	23-24	41,810	Riverfront Stadium
Sept. 10	at Cleveland Browns .....	L	*10-13	72,691	Cleveland Stadium/*OT
Sept. 17	PITTSBURGH STEELERS .....	L	3-28	50,260	Riverfront Stadium
Sept. 24	NEW ORLEANS SAINTS .....	L	18-20	40,455	Riverfront Stadium
Oct. 1	at San Francisco 49ers .....	L	12-28	41,107	Candlestick Park
Oct. 9	at Miami Dolphins .....	L	0-21	54,729	Orange Bowl/Monday night
Oct. 15	NEW ENGLAND PATRIOTS .....	L	3-10	48,699	Riverfront Stadium
Oct. 22	at Buffalo Bills .....	L	0-5	47,754	Rich Stadium
Oct. 29	HOUSTON OILERS .....	W	28-13	50,532	Riverfront Stadium
Nov. 5	at San Diego Chargers .....	L	13-22	43,639	San Diego Stadium
Nov. 13	OAKLAND RAIDERS .....	L	21-34	51,374	Riverfront Stadium/Monday night
Nov. 19	at Pittsburgh Steelers .....	L	6-7	47,578	Three Rivers Stadium
Nov. 26	at Houston Oilers .....	L	10-17	43,245	Astrodome
Dec. 3	ATLANTA FALCONS .....	W	37-7	25,336	Riverfront Stadium
Dec. 11	at L.A. Rams .....	W	20-19	47,471	Los Angeles Coliseum/Monday night
Dec. 17	CLEVELAND BROWNS .....	W	48-16	46,985	Riverfront Stadium
REGULAR-SEASON TOTALS		4-12-0	252-284	—	Regular-season home att.: 355,451

1979

4-12-0 (4-4 HOME, 0-8 ROAD)

4TH IN AFC CENTRAL

HEAD COACH: HOMER RICE

DATE	OPPONENT	W-L	SCORE	ATT.	STADIUM/NOTES
Sept. 2	at Denver Broncos .....	L	0-10	74,788	Mile High Stadium
Sept. 9	at Buffalo Bills .....	L	24-51	43,504	Rich Stadium
Sept. 16	NEW ENGLAND PATRIOTS .....	L	14-20	41,805	Riverfront Stadium
Sept. 23	HOUSTON OILERS .....	L	*27-30	45,615	Riverfront Stadium/*OT
Sept. 30	at Dallas Cowboys .....	L	13-38	63,179	Texas Stadium
Oct. 7	KANSAS CITY CHIEFS .....	L	7-10	40,041	Riverfront Stadium
Oct. 14	PITTSBURGH STEELERS .....	W	34-10	52,381	Riverfront Stadium
Oct. 21	at Cleveland Browns .....	L	27-28	75,119	Cleveland Stadium
Oct. 28	PHILADELPHIA EAGLES .....	W	37-13	42,036	Riverfront Stadium
Nov. 4	at Baltimore Colts .....	L	28-38	37,740	Memorial Stadium
Nov. 11	SAN DIEGO CHARGERS .....	L	24-26	40,782	Riverfront Stadium
Nov. 18	at Houston Oilers .....	L	21-42	49,829	Astrodome
Nov. 25	ST. LOUIS CARDINALS .....	W	34-28	25,103	Riverfront Stadium
Dec. 2	at Pittsburgh Steelers .....	L	17-37	46,521	Three Rivers Stadium
Dec. 9	at Washington Redskins .....	L	14-28	52,882	RFK Stadium
Dec. 16	CLEVELAND BROWNS .....	W	16-12	42,183	Riverfront Stadium
REGULAR-SEASON TOTALS		4-12-0	337-421	—	Regular-season home att.: 329,946

1980					
6-10-0 (3-5 HOME, 3-5 ROAD)			4TH IN AFC CENTRAL		
HEAD COACH: FORREST GREGG					
DATE	OPPONENT	W-L	SCORE	ATT.	STADIUM/NOTES
Sept. 7	TAMPA BAY BUCCANEERS .....	L	12-17	43,211	Riverfront Stadium
Sept. 14	at Miami Dolphins .....	L	16-17	38,322	Orange Bowl
Sept. 21	PITTSBURGH STEELERS .....	W	30-28	52,490	Riverfront Stadium
Sept. 28	HOUSTON OILERS .....	L	10-13	50,413	Riverfront Stadium
Oct. 5	at Green Bay Packers .....	L	9-14	55,006	Lambeau Field
Oct. 12	at Pittsburgh Steelers .....	W	17-16	53,668	Three Rivers Stadium
Oct. 19	MINNESOTA VIKINGS .....	W	14-0	44,487	Riverfront Stadium
Oct. 26	at Houston Oilers .....	L	3-23	49,189	Astrodome
Nov. 2	SAN DIEGO CHARGERS .....	L	14-31	46,406	Riverfront Stadium
Nov. 9	at Oakland Raiders .....	L	17-28	44,132	Oakland Coliseum
Nov. 16	BUFFALO BILLS .....	L	0-14	40,836	Riverfront Stadium
Nov. 23	at Cleveland Browns .....	L	7-31	79,253	Cleveland Stadium
Nov. 30	at Kansas City Chiefs .....	W	20-6	41,594	Arrowhead Stadium
Dec. 7	BALTIMORE COLTS .....	W	34-33	35,651	Riverfront Stadium
Dec. 14	at Chicago Bears .....	W	*17-14	48,808	Soldier Field/*OT
Dec. 21	CLEVELAND BROWNS .....	L	24-27	50,058	Riverfront Stadium
REGULAR-SEASON TOTALS		6-10-0	244-312	—	Regular-season home att.: 363,552

1981					
12-4-0 (6-2 HOME, 6-2 ROAD)				1ST IN AFC CENTRAL	
HEAD COACH: FORREST GREGG					
DATE	OPPONENT	W-L	SCORE	ATT.	STADIUM/NOTES
Sept. 6	SEATTLE SEAHAWKS .....	W	27-21	41,177	Riverfront Stadium
Sept. 13	at N.Y. Jets .....	W	31-30	49,454	Shea Stadium
Sept. 20	CLEVELAND BROWNS .....	L	17-20	52,170	Riverfront Stadium
Sept. 27	BUFFALO BILLS .....	W	*27-24	46,418	Riverfront Stadium/*OT
Oct. 4	at Houston Oilers .....	L	10-17	44,350	Astrodome
Oct. 11	at Baltimore Colts .....	W	41-19	33,060	Memorial Stadium
Oct. 18	PITTSBURGH STEELERS .....	W	34-7	57,090	Riverfront Stadium
Oct. 25	at New Orleans Saints .....	L	7-17	46,336	Louisiana Superdome
Nov. 1	HOUSTON OILERS .....	W	34-21	54,736	Riverfront Stadium
Nov. 8	at San Diego Chargers .....	W	40-17	51,259	San Diego Jack Murphy Stadium
Nov. 15	L.A. RAMS .....	W	24-10	56,836	Riverfront Stadium
Nov. 22	DENVER BRONCOS .....	W	38-21	57,207	Riverfront Stadium
Nov. 29	at Cleveland Browns .....	W	41-21	75,186	Cleveland Stadium
Dec. 6	SAN FRANCISCO 49ERS .....	L	3-21	56,796	Riverfront Stadium
Dec. 13	at Pittsburgh Steelers .....	W	17-10	50,623	Three Rivers Stadium
Dec. 20	at Atlanta Falcons .....	W	30-28	35,972	Atlanta-Fulton County Stadium

AFC DIVISIONAL PLAYOFF					
Jan. 3	BUFFALO BILLS.....	W	28-21	55,420	Riverfront Stadium
AFC CHAMPIONSHIP					
Jan. 10	SAN DIEGO CHARGERS.....	W	27-7	46,302	Riverfront/"Freezer Bowl" (-59° wind chill)
SUPER BOWL XVI (AT PONTIAC, MICHIGAN)					
Jan. 24	SAN FRANCISCO 49ERS.....	L	21-26	81,270	Pontiac Silverdome

1982

7-2-0 (4-0 HOME, 3-2 ROAD)

3RD IN AFC

(SUPER BOWL TOURNAMENT QUALIFIER)

HEAD COACH: FORREST GREGG

DATE	OPPONENT	W-L	SCORE	ATT.	STADIUM/NOTES
Sept. 12	HOUSTON OILERS.....	W	27-6	52,268	Riverfront Stadium
Sept. 19	at Pittsburgh Steelers.....	L	*20-26	53,973	Three Rivers Stadium/*OT
— PLAYERS' STRIKE BEGINS, SEPT. 20 —					
Sept. 27	at Cleveland Browns.....				Monday night/game canceled due to players' strike
Oct. 3	MIAMI DOLPHINS.....	—	—	—	Game canceled due to players' strike
Oct. 10	at New England Patriots.....	—	—	—	Game canceled due to players' strike
Oct. 17	at N.Y. Giants.....	—	—	—	Game canceled due to players' strike
Oct. 24	DALLAS COWBOYS.....	—	—	—	Game canceled due to players' strike
Oct. 31	PITTSBURGH STEELERS.....	—	—	—	Game canceled due to players' strike
Nov. 7	WASHINGTON REDSKINS.....	—	—	—	Game canceled due to players' strike
Nov. 14	at Houston Oilers.....	—	—	—	Game rescheduled due to players' strike
— PLAYERS' STRIKE ENDS AT 57 DAYS, NOV. 17 —					
Nov. 21	at Philadelphia Eagles.....	W	18-14	65,172	Veterans Stadium
Nov. 28	L.A. RAIDERS.....	W	31-17	53,330	Riverfront Stadium
Dec. 5	at Baltimore Colts.....	W	20-17	23,598	Memorial Stadium
Dec. 12	CLEVELAND BROWNS.....	W	23-10	54,305	Riverfront Stadium
Dec. 20	at San Diego Chargers.....	L	34-50	51,296	S.D. Jack Murphy Stadium/Monday night
Dec. 26	SEATTLE SEAHAWKS.....	W	24-10	55,330	Riverfront Stadium
Jan. 2	at Houston Oilers.....	W	35-27	26,522	Astrodome/rescheduled from Nov. 14

FIRST-ROUND PLAYOFF (SUPER BOWL TOURNAMENT)					
Jan. 9	N.Y. JETS.....	L	17-44	57,560	Riverfront Stadium

1983					
7-9-0 (4-4 HOME, 3-5 ROAD)			3RD IN AFC CENTRAL		
HEAD COACH: FORREST GREGG					
DATE	OPPONENT	W-L	SCORE	ATT.	STADIUM/NOTES
Sept. 4	L.A. RAIDERS .....	L	10-20	50,956	Riverfront Stadium
Sept. 11	BUFFALO BILLS .....	L	6-10	46,839	Riverfront Stadium
Sept. 15	at Cleveland Browns .....	L	7-17	79,700	Cleveland Stadium/Thursday night
Sept. 25	at Tampa Bay Buccaneers .....	W	23-17	56,023	Tampa Stadium
Oct. 2	BALTIMORE COLTS .....	L	31-34	48,104	Riverfront Stadium
Oct. 10	PITTSBURGH STEELERS .....	L	14-24	56,086	Riverfront Stadium/Monday night
Oct. 16	at Denver Broncos .....	L	17-24	74,305	Mile High Stadium
Oct. 23	CLEVELAND BROWNS .....	W	28-21	50,047	Riverfront Stadium
Oct. 30	GREEN BAY PACKERS .....	W	34-14	53,349	Riverfront Stadium
Nov. 6	at Houston Oilers .....	W	55-14	39,706	Astrodome
Nov. 13	at Kansas City Chiefs .....	L	15-20	44,711	Arrowhead Stadium
Nov. 20	HOUSTON OILERS .....	W	38-10	46,375	Riverfront Stadium
Nov. 28	at Miami Dolphins .....	L	14-38	74,506	Orange Bowl/Monday night
Dec. 4	at Pittsburgh Steelers .....	W	23-10	55,832	Three Rivers Stadium
Dec. 11	DETROIT LIONS .....	W	17-9	45,728	Riverfront Stadium
Dec. 17	at Minnesota Vikings .....	L	14-20	51,565	Metrodome/Saturday afternoon
REGULAR-SEASON TOTALS		7-9-0	346-302	—	Regular-season home att.: 397,484



1984

8-8-0 (5-3 HOME, 3-5 ROAD)

2ND IN AFC CENTRAL

HEAD COACH: SAM WYCHE

DATE	OPPONENT	W-L	SCORE	ATT.	STADIUM/NOTES
Sept. 2	at Denver Broncos .....	L	17-20	74,178	Mile High Stadium
Sept. 9	KANSAS CITY CHIEFS .....	L	22-27	47,111	Riverfront Stadium
Sept. 16	at N.Y. Jets .....	L	23-43	64,193	Giants Stadium
Sept. 23	L.A. RAMS .....	L	14-24	45,406	Riverfront Stadium
Oct. 1	at Pittsburgh Steelers .....	L	17-38	57,098	Three Rivers Stadium/Monday night
Oct. 7	HOUSTON OILERS .....	W	13-3	43,637	Riverfront Stadium
Oct. 14	at New England Patriots .....	L	14-20	48,154	Sullivan Stadium
Oct. 21	CLEVELAND BROWNS .....	W	12-9	50,667	Riverfront Stadium
Oct. 28	at Houston Oilers .....	W	31-13	34,010	Astrodome
Nov. 4	at San Francisco 49ers .....	L	17-23	58,324	Candlestick Park
Nov. 11	PITTSBURGH STEELERS .....	W	22-20	52,497	Riverfront Stadium
Nov. 18	SEATTLE SEAHAWKS .....	L	6-26	50,280	Riverfront Stadium
Nov. 25	ATLANTA FALCONS .....	W	35-14	44,678	Riverfront Stadium
Dec. 2	at Cleveland Browns .....	W	*20-17	51,774	Cleveland Stadium/*OT
Dec. 9	at New Orleans Saints .....	W	24-21	40,855	Louisiana Superdome
Dec. 16	BUFFALO BILLS .....	W	52-21	55,771	Riverfront Stadium
REGULAR-SEASON TOTALS			8-8-0	339-339	— Regular-season home att.: 390,047

1985

7-9-0 (5-3 HOME, 2-6 ROAD)

2ND IN AFC CENTRAL

HEAD COACH: SAM WYCHE

DATE	OPPONENT	W-L	SCORE	ATT.	STADIUM/NOTES
Sept. 8	SEATTLE SEAHAWKS.....	L	24-28	51,625	Riverfront Stadium
Sept. 15	at St. Louis Cardinals.....	L	27-41	46,321	Busch Stadium
Sept. 22	SAN DIEGO CHARGERS.....	L	41-44	52,270	Riverfront Stadium
Sept. 30	at Pittsburgh Steelers.....	W	37-24	59,541	Three Rivers Stadium/Monday night
Oct. 6	N.Y. JETS.....	L	20-29	51,785	Riverfront Stadium
Oct. 13	N.Y. GIANTS.....	W	35-30	53,112	Riverfront Stadium
Oct. 20	at Houston Oilers.....	L	27-44	35,590	Astrodome
Oct. 27	PITTSBURGH STEELERS.....	W	26-21	55,421	Riverfront Stadium
Nov. 3	at Buffalo Bills.....	W	23-17	25,640	Rich Stadium
Nov. 10	CLEVELAND BROWNS.....	W	27-10	57,293	Riverfront Stadium
Nov. 17	at L.A. Raiders.....	L	6-13	52,501	Los Angeles Coliseum
Nov. 24	at Cleveland Browns.....	L	6-24	74,439	Cleveland Stadium
Dec. 1	HOUSTON OILERS.....	W	45-27	46,140	Riverfront Stadium
Dec. 8	DALLAS COWBOYS.....	W	50-24	56,936	Riverfront Stadium
Dec. 15	at Washington Redskins.....	L	24-27	50,544	RFK Stadium
Dec. 22	at New England Patriots.....	L	23-34	57,953	Sullivan Stadium
REGULAR-SEASON TOTALS			7-9-0	441-437	— Regular-season home att.: 424,582

1986

10-6-0 (6-2 HOME, 4-4 ROAD)

2ND IN AFC CENTRAL

HEAD COACH: SAM WYCHE

DATE	OPPONENT	W-L	SCORE	ATT.	STADIUM/NOTES
Sept. 7	at Kansas City Chiefs.....	L	14-24	43,430	Arrowhead Stadium
Sept. 14	BUFFALO BILLS.....	W	*36-33	52,714	Riverfront Stadium/*OT
Sept. 18	at Cleveland Browns.....	W	30-13	78,779	Cleveland Stadium/Thursday night
Sept. 28	CHICAGO BEARS.....	L	7-44	55,146	Riverfront Stadium
Oct. 5	at Green Bay Packers.....	W	34-28	51,230	Milwaukee County Stadium
Oct. 13	PITTSBURGH STEELERS.....	W	24-22	54,283	Riverfront Stadium/Monday night
Oct. 19	HOUSTON OILERS.....	W	31-28	53,844	Riverfront Stadium
Oct. 26	at Pittsburgh Steelers.....	L	9-30	50,815	Three Rivers Stadium
Nov. 2	at Detroit Lions.....	W	24-17	52,423	Pontiac Silverdome
Nov. 9	at Houston Oilers.....	L	28-32	32,130	Astrodome
Nov. 16	SEATTLE SEAHAWKS.....	W	34-7	54,410	Riverfront Stadium
Nov. 23	MINNESOTA VIKINGS.....	W	24-20	53,003	Riverfront Stadium
Nov. 30	at Denver Broncos.....	L	28-34	58,705	Mile High Stadium
Dec. 7	at New England Patriots.....	W	31-7	60,633	Sullivan Stadium
Dec. 14	CLEVELAND BROWNS.....	L	3-34	58,062	Riverfront Stadium
Dec. 21	N.Y. JETS.....	W	52-21	51,619	Riverfront Stadium
REGULAR-SEASON TOTALS		10-6-0	409-394	—	Regular-season home att.: 433,081

1987

4-11-0 (1-7 HOME, 3-4 ROAD)

4TH IN AFC CENTRAL

HEAD COACH: SAM WYCHE

DATE	OPPONENT	W-L	SCORE	ATT.	STADIUM/NOTES
Sept. 13	at Indianapolis Colts.....	W	23-21	59,387	Hoosier Dome
Sept. 20	SAN FRANCISCO 49ERS.....	L	26-27	53,498	Riverfront Stadium
— PLAYERS' STRIKE BEGINS, SEPT. 22 —					
Sept. 27	at L.A. Rams.....	—	—	—	Game canceled due to players' strike
Oct. 4	SAN DIEGO CHARGERS.....	L	9-10	18,074	Riverfront Stadium/strike replacement game
Oct. 11	at Seattle Seahawks.....	W	17-10	31,739	Kingdome/strike replacement game
— PLAYERS' STRIKE ENDS AT 24 DAYS, OCT. 15 —					
Oct. 18	CLEVELAND BROWNS.....	L	0-34	40,179	Riverfront Stadium/strike replacement game
Oct. 25	at Pittsburgh Steelers.....	L	20-23	53,692	Three Rivers Stadium
Nov. 1	HOUSTON OILERS.....	L	29-31	52,700	Riverfront Stadium
Nov. 8	MIAMI DOLPHINS.....	L	14-20	53,840	Riverfront Stadium
Nov. 15	at Atlanta Falcons.....	W	16-10	25,758	Atlanta-Fulton County Stadium
Nov. 22	PITTSBURGH STEELERS.....	L	16-30	59,910	Riverfront Stadium
Nov. 29	at N.Y. Jets.....	L	20-27	41,135	Giants Stadium
Dec. 6	KANSAS CITY CHIEFS.....	W	*30-27	46,489	Riverfront Stadium/*OT
Dec. 13	at Cleveland Browns.....	L	24-38	77,331	Cleveland Stadium
Dec. 20	NEW ORLEANS SAINTS.....	L	24-41	43,424	Riverfront Stadium
Dec. 27	at Houston Oilers.....	L	17-21	49,775	Astrodome
REGULAR-SEASON TOTALS		4-11-0	285-370	—	Regular-season home att.: 376,249

1988					
12-4-0 (8-0 HOME, 4-4 ROAD)			1ST IN AFC CENTRAL		
HEAD COACH: SAM WYCHE					
DATE	OPPONENT	W-L	SCORE	ATT.	STADIUM/NOTES
Sept. 4	PHOENIX CARDINALS.....	W	21-14	50,404	Riverfront Stadium
Sept. 11	at Philadelphia Eagles.....	W	28-24	66,459	Veterans Stadium
Sept. 18	at Pittsburgh Steelers.....	W	17-12	56,647	Three Rivers Stadium
Sept. 25	CLEVELAND BROWNS.....	W	24-17	54,943	Riverfront Stadium
Oct. 2	at L.A. Raiders.....	W	45-21	42,594	Los Angeles Coliseum
Oct. 9	N.Y. JETS.....	W	36-19	57,482	Riverfront Stadium
Oct. 16	at New England Patriots.....	L	21-27	59,969	Foxboro Stadium
Oct. 23	HOUSTON OILERS.....	W	44-21	54,659	Riverfront Stadium
Oct. 30	at Cleveland Browns.....	L	16-23	79,147	Cleveland Stadium
Nov. 6	PITTSBURGH STEELERS.....	W	42-7	56,403	Riverfront Stadium
Nov. 13	at Kansas City Chiefs.....	L	28-31	34,614	Arrowhead Stadium
Nov. 20	at Dallas Cowboys.....	W	38-24	37,865	Texas Stadium
Nov. 27	BUFFALO BILLS.....	W	35-21	58,672	Riverfront Stadium
Dec. 4	SAN DIEGO CHARGERS.....	W	27-10	56,866	Riverfront Stadium
Dec. 11	at Houston Oilers.....	L	6-41	50,269	Astrodome
Dec. 17	WASHINGTON REDSKINS.....	W	*20-17	52,157	Riverfront Stadium/Sat. afternoon/*OT
REGULAR-SEASON TOTALS		12-4-0	448-329	Regular-season home att.: 441,586	

AFC DIVISIONAL PLAYOFF					
Dec. 31	SEATTLE SEAHAWKS.....	W	21-13	58,560	Riverfront Stadium/Saturday afternoon
AFC CHAMPIONSHIP					
Jan. 8	BUFFALO BILLS.....	W	21-10	59,747	Riverfront Stadium
SUPER BOWL XXIII (AT MIAMI, FLORIDA)					
Jan. 22	San Francisco 49ers.....	L	16-20	75,129	Joe Robbie Stadium/Sunday night

1989					
8-8-0 (5-3 HOME, 3-5 ROAD)				4TH IN AFC CENTRAL	
HEAD COACH: SAM WYCHE					
DATE	OPPONENT	W-L	SCORE	ATT.	STADIUM/NOTES
Sept. 10	at Chicago Bears .....	L	14-17	64,730	Soldier Field
Sept. 17	PITTSBURGH STEELERS .....	W	41-10	53,885	Riverfront Stadium
Sept. 25	CLEVELAND BROWNS .....	W	21-14	55,996	Riverfront Stadium/Monday night
Oct. 1	at Kansas City Chiefs .....	W	21-17	61,165	Arrowhead Stadium
Oct. 8	at Pittsburgh Steelers .....	W	26-16	52,785	Three Rivers Stadium
Oct. 15	MIAMI DOLPHINS .....	L	13-20	58,184	Riverfront Stadium
Oct. 22	INDIANAPOLIS COLTS .....	L	12-23	57,642	Riverfront Stadium
Oct. 29	TAMPA BAY BUCCANEERS .....	W	56-23	57,225	Riverfront Stadium
Nov. 5	at L.A. Raiders .....	L	7-28	51,080	Los Angeles Coliseum
Nov. 13	at Houston Oilers .....	L	24-26	60,694	Astrodome/Monday night
Nov. 19	DETROIT LIONS .....	W	42-7	55,720	Riverfront Stadium
Nov. 26	at Buffalo Bills .....	L	7-24	80,074	Rich Stadium
Dec. 3	at Cleveland Browns .....	W	21-0	76,236	Cleveland Stadium
Dec. 10	SEATTLE SEAHAWKS .....	L	17-24	54,744	Riverfront Stadium
Dec. 17	HOUSTON OILERS .....	W	61-7	47,510	Riverfront Stadium
Dec. 25	at Minnesota Vikings .....	L	21-29	58,829	Metrodome/Monday night
REGULAR-SEASON TOTALS		8-8-0	404-285	—	Regular-season home att.: 440,906

1990					
9-7-0 (5-3 HOME, 4-4 ROAD)			1ST IN AFC CENTRAL		
HEAD COACH: SAM WYCHE					
DATE	OPPONENT	W-L	SCORE	ATT.	STADIUM/NOTES
Sept. 9	N.Y. JETS.....	W	25-20	56,467	Riverfront Stadium
Sept. 16	at San Diego Chargers.....	W	21-16	48,098	San Diego Jack Murphy Stadium
Sept. 23	NEW ENGLAND PATRIOTS.....	W	41-7	56,470	Riverfront Stadium
Oct. 1	at Seattle Seahawks.....	L	16-31	60,135	Kingdome/Monday night
Oct. 7	at L.A. Rams.....	W	*34-31	62,619	Anaheim Stadium/* OT
Oct. 14	at Houston Oilers.....	L	17-48	53,501	Astrodome
Oct. 22	at Cleveland Browns.....	W	34-13	78,567	Cleveland Stadium/Monday night
Oct. 28	at Atlanta Falcons.....	L	17-38	53,214	Atlanta-Fulton County Stadium/Sun. night
Nov. 4	NEW ORLEANS SAINTS.....	L	7-21	60,067	Riverfront Stadium
Nov. 11	— BYE —				
Nov. 18	PITTSBURGH STEELERS.....	W	27-3	60,064	Riverfront Stadium/Sunday night
Nov. 25	INDIANAPOLIS COLTS.....	L	20-34	60,051	Riverfront Stadium
Dec. 2	at Pittsburgh Steelers.....	W	16-12	58,200	Three Rivers Stadium
Dec. 9	SAN FRANCISCO 49ERS.....	L	*17-20	60,084	Riverfront Stadium/*OT
Dec. 16	at L.A. Raiders.....	L	7-24	54,132	Los Angeles Coliseum
Dec. 23	HOUSTON OILERS.....	W	40-20	60,044	Riverfront Stadium
Dec. 30	CLEVELAND BROWNS.....	W	21-14	60,041	Riverfront Stadium

AFC WILDCARD PLAYOFF					
Jan. 6	HOUSTON OILERS.....	W	41-14	60,012	Riverfront Stadium
AFC DIVISIONAL PLAYOFF					
Jan. 13	at L.A. Raiders.....	L	10-20	92,045	Los Angeles Coliseum

1991					
3-13-0 (3-5 HOME, 0-8 ROAD)			4TH IN AFC CENTRAL		
HEAD COACH: SAM WYCHE					
DATE	OPPONENT	W-L	SCORE	ATT.	STADIUM/NOTES
Sept. 1	at Denver Broncos.....	L	14-45	72,855	Mile High Stadium
Sept. 8	HOUSTON OILERS.....	L	7-30	56,463	Riverfront Stadium/Sunday night
Sept. 15	at Cleveland Browns.....	L	13-14	78,269	Cleveland Stadium
Sept. 22	WASHINGTON REDSKINS.....	L	27-34	52,038	Riverfront Stadium
Sept. 29	— BYE —				
Oct. 6	SEATTLE SEAHAWKS.....	L	7-13	60,010	Riverfront Stadium
Oct. 13	at Dallas Cowboys.....	L	23-35	63,275	Texas Stadium
Oct. 21	at Buffalo Bills.....	L	16-35	80,131	Rich Stadium/Monday night
Oct. 27	at Houston Oilers.....	L	3-35	58,634	Astrodome
Nov. 3	CLEVELAND BROWNS.....	W	23-21	55,077	Riverfront Stadium
Nov. 10	PITTSBURGH STEELERS.....	L	*27-33	55,503	Riverfront Stadium/*OT
Nov. 17	at Philadelphia Eagles.....	L	10-17	63,189	Veterans Stadium
Nov. 24	L.A. RAIDERS.....	L	14-38	52,044	Riverfront Stadium
Dec. 1	N.Y. GIANTS.....	W	27-24	45,063	Riverfront Stadium
Dec. 9	at Miami Dolphins.....	L	13-37	60,616	Joe Robbie Stadium/Monday night
Dec. 15	at Pittsburgh Steelers.....	L	10-17	35,420	Three Rivers Stadium
Dec. 22	NEW ENGLAND PATRIOTS.....	W	29-7	46,394	Riverfront Stadium
REGULAR-SEASON TOTALS		3-13-0	263-435	—	Regular-season home att.: 422,592

## 1992

5-11-0 (3-5 HOME, 2-6 ROAD) 4TH IN AFC CENTRAL

HEAD COACH: DAVE SHULA					
DATE	OPPONENT	W-L	SCORE	ATT.	STADIUM/NOTES
Sept. 6	at Seattle Seahawks	.....W	21-3	57,350	Kingdome
Sept. 13	L.A. RAIDERS	.....W	*24-21	54,240	Riverfront Stadium/*OT
Sept. 20	at Green Bay Packers	.....L	23-24	57,272	Lambeau Field
Sept. 27	MINNESOTA VIKINGS	.....L	7-42	53,847	Riverfront Stadium
Oct. 4	— BYE —				
Oct. 11	HOUSTON OILERS	.....L	24-38	54,254	Riverfront Stadium
Oct. 19	at Pittsburgh Steelers	.....L	0-20	55,411	Three Rivers Stadium/Monday night
Oct. 25	at Houston Oilers	.....L	10-26	58,701	Astrodome
Nov. 1	CLEVELAND BROWNS	.....W	30-10	54,765	Riverfront Stadium
Nov. 8	at Chicago Bears	.....W	*31-28	56,120	Soldier Field/Sunday night/*OT
Nov. 15	at N.Y. Jets	.....L	14-17	60,196	Giants Stadium
Nov. 22	DETROIT LIONS	.....L	13-19	48,574	Riverfront Stadium
Nov. 29	PITTSBURGH STEELERS	.....L	9-21	54,253	Riverfront Stadium
Dec. 6	at Cleveland Browns	.....L	21-37	68,368	Cleveland Stadium
Dec. 13	at San Diego Chargers	.....L	10-27	50,579	San Diego Jack Murphy Stadium
Dec. 20	NEW ENGLAND PATRIOTS	.....W	20-10	45,355	Riverfront Stadium
Dec. 27	INDIANAPOLIS COLTS	.....L	17-21	47,837	Riverfront Stadium
REGULAR-SEASON TOTALS		5-11-0	274-364	—	Regular-season home att.: 413,125

## 1993

3-13-0 (3-5 HOME, 0-8 ROAD) 4TH IN AFC CENTRAL

HEAD COACH: DAVE SHULA					
DATE	OPPONENT	W-L	SCORE	ATT.	STADIUM/NOTES
Sept. 5	at Cleveland Browns	.....L	14-27	75,508	Cleveland Stadium
Sept. 12	INDIANAPOLIS COLTS	.....L	6-9	50,299	Riverfront Stadium
Sept. 19	at Pittsburgh Steelers	.....L	7-34	53,682	Three Rivers Stadium
Sept. 26	SEATTLE SEAHAWKS	.....L	10-19	46,880	Riverfront Stadium
Oct. 3	— BYE —				
Oct. 10	at Kansas City Chiefs	.....L	15-17	75,394	Arrowhead Stadium
Oct. 17	CLEVELAND BROWNS	.....L	17-28	55,647	Riverfront Stadium
Oct. 24	at Houston Oilers	.....L	12-28	50,039	Astrodome
Oct. 31	— BYE —				
Nov. 7	PITTSBURGH STEELERS	.....L	16-24	51,202	Riverfront Stadium
Nov. 14	HOUSTON OILERS	.....L	3-38	42,347	Riverfront Stadium
Nov. 21	at N.Y. Jets	.....L	12-17	64,264	Giants Stadium
Nov. 28	L.A. RAIDERS	.....W	16-10	43,272	Riverfront Stadium
Dec. 5	at San Francisco 49ers	.....L	8-21	60,039	Candlestick Park/Sunday night
Dec. 12	at New England Patriots	.....L	2-7	29,794	Foxboro Stadium
Dec. 19	L.A. RAMS	.....W	15-3	36,612	Riverfront Stadium
Dec. 26	ATLANTA FALCONS	.....W	21-17	27,014	Riverfront Stadium
Jan. 2	at New Orleans Saints	.....L	13-20	58,036	Louisiana Superdome
REGULAR-SEASON TOTALS		3-13-0	187-319	—	Regular-season home att.: 353,273

## 1994

3-13-0 (2-6 HOME, 1-7 ROAD) 3RD IN AFC CENTRAL

HEAD COACH: DAVE SHULA					
DATE	OPPONENT	W-L	SCORE	ATT.	STADIUM/NOTES
Sept. 4	CLEVELAND BROWNS	.....L	20-28	52,778	Riverfront Stadium
Sept. 11	at San Diego Chargers	.....L	10-27	53,217	San Diego Jack Murphy Stadium
Sept. 18	NEW ENGLAND PATRIOTS	.....L	28-31	46,640	Riverfront Stadium
Sept. 25	at Houston Oilers	.....L	13-20	44,253	Astrodome
Oct. 2	MIAMI DOLPHINS	.....L	7-23	55,056	Riverfront Stadium/Sunday night
Oct. 9	— BYE —				
Oct. 16	at Pittsburgh Steelers	.....L	10-14	55,353	Three Rivers Stadium
Oct. 23	at Cleveland Browns	.....L	13-37	77,588	Cleveland Stadium
Oct. 30	DALLAS COWBOYS	.....L	20-23	57,096	Riverfront Stadium
Nov. 6	at Seattle Seahawks	.....W	*20-17	46,630	Kingdome/*OT
Nov. 13	HOUSTON OILERS	.....W	34-31	54,908	Riverfront Stadium
Nov. 20	INDIANAPOLIS COLTS	.....L	13-17	55,566	Riverfront Stadium
Nov. 27	at Denver Broncos	.....L	13-15	69,714	Mile High Stadium
Dec. 4	PITTSBURGH STEELERS	.....L	15-38	53,401	Riverfront Stadium
Dec. 11	at N.Y. Giants	.....L	20-27	67,530	Giants Stadium
Dec. 18	at Arizona Cardinals	.....L	7-28	50,110	Sun Devil Stadium
Dec. 24	PHILADELPHIA EAGLES	.....W	33-30	39,923	Riverfront Stadium/Saturday afternoon
REGULAR-SEASON TOTALS		3-13-0	276-406	—	Regular-season home att.: 415,368

## 1995

7-9-0 (3-5 HOME, 4-4 ROAD) 2ND IN AFC CENTRAL

HEAD COACH: DAVE SHULA					
DATE	OPPONENT	W-L	SCORE	ATT.	STADIUM/NOTES
Sept. 3	at Indianapolis Colts	.....W	*24-21	42,445	RCA Dome/*OT
Sept. 10	JACKSONVILLE JAGUARS	.....W	24-17	48,318	Riverfront Stadium
Sept. 17	at Seattle Seahawks	.....L	21-24	39,492	Kingdome
Sept. 24	HOUSTON OILERS	.....L	28-38	46,332	Riverfront Stadium
Oct. 1	MIAMI DOLPHINS	.....L	23-26	52,671	Riverfront Stadium
Oct. 8	at Tampa Bay Buccaneers	.....L	16-19	41,732	Tampa Stadium
Oct. 15	— BYE —				
Oct. 19	at Pittsburgh Steelers	.....W	27-9	56,684	Three Rivers Stadium/Thursday night
Oct. 29	CLEVELAND BROWNS	.....L	*26-29	58,639	Riverfront Stadium/*OT
Nov. 5	OAKLAND RAIDERS	.....L	17-20	51,265	Riverfront Stadium
Nov. 12	at Houston Oilers	.....W	32-25	32,998	Astrodome
Nov. 19	PITTSBURGH STEELERS	.....L	31-49	54,636	Riverfront Stadium
Nov. 26	at Jacksonville Jaguars	.....W	17-13	68,249	Jacksonville Municipal Stadium
Dec. 3	at Green Bay Packers	.....L	10-24	60,318	Lambeau Field
Dec. 10	CHICAGO BEARS	.....W	16-10	38,642	Riverfront Stadium
Dec. 17	at Cleveland Browns	.....L	10-26	55,875	Cleveland Stadium
Dec. 24	MINNESOTA VIKINGS	.....W	27-24	34,568	Riverfront Stadium
REGULAR-SEASON TOTALS		7-9-0	349-374	—	Regular-season home att.: 385,071

1996					
8-8-0 (6-2 HOME, 2-6 ROAD)			3RD IN AFC CENTRAL		
HEAD COACHES: DAVE SHULA (1-6), BRUCE COSLET (7-2)					
DATE	OPPONENT	W-L	SCORE	ATT.	STADIUM/NOTES
Sept. 1	at St. Louis Rams .....	L	16-26	62,659	Trans World Dome
Sept. 8	at San Diego Chargers .....	L	14-27	55,880	San Diego Jack Murphy Stadium
Sept. 15	NEW ORLEANS SAINTS .....	W	30-15	45,412	Cinergy Field
Sept. 22	— BYE —				
Sept. 29	DENVER BRONCOS .....	L	10-14	51,798	Cinergy Field
Oct. 6	HOUSTON OILERS .....	L	*27-30	44,680	Cinergy Field/Sunday night/*OT
Oct. 13	at Pittsburgh Steelers .....	L	10-20	58,875	Three Rivers Stadium
Oct. 20	at San Francisco 49ers .....	L	21-28	63,218	3Com Park
Oct. 27	JACKSONVILLE JAGUARS .....	W	28-21	45,890	Cinergy Field
Nov. 3	at Baltimore Ravens .....	W	24-21	60,743	Memorial Stadium
Nov. 10	PITTSBURGH STEELERS .....	W	34-24	57,265	Cinergy Field
Nov. 17	at Buffalo Bills .....	L	17-31	75,549	Rich Stadium
Nov. 24	ATLANTA FALCONS .....	W	41-31	44,468	Cinergy Field
Dec. 1	at Jacksonville Jaguars .....	L	27-30	57,408	Jacksonville Municipal Stadium
Dec. 8	BALTIMORE RAVENS .....	W	21-14	43,022	Cinergy Field
Dec. 15	at Houston Oilers .....	W	21-13	15,131	Astrodome
Dec. 22	INDIANAPOLIS COLTS .....	W	31-24	49,389	Cinergy Field
REGULAR-SEASON TOTALS		8-8-0	372-369	—	Regular-season home att.: 382,324

## 1997

7-9-0 (6-2 HOME, 1-7 ROAD) 4TH IN AFC CENTRAL

HEAD COACH: BRUCE COSLET					
DATE	OPPONENT	W-L	SCORE	ATT.	STADIUM/NOTES
Aug. 31	ARIZONA CARDINALS	.....W	24-21	53,644	Cinergy Field
Sept. 7	at Baltimore Ravens	.....L	10-23	52,968	Memorial Stadium
Sept. 14	— BYE —				
Sept. 21	at Denver Broncos	.....L	20-38	73,871	Mile High Stadium
Sept. 28	N.Y. JETS	.....L	14-31	57,209	Cinergy Field
Oct. 5	at Jacksonville Jaguars	.....L	13-21	67,128	ALLTEL Stadium
Oct. 12	at Tennessee Oilers	.....L	7-30	17,071	Liberty Bowl (Memphis)
Oct. 19	PITTSBURGH STEELERS	.....L	10-26	60,020	Cinergy Field
Oct. 26	at N.Y. Giants	.....L	27-29	72,584	Giants Stadium
Nov. 2	SAN DIEGO CHARGERS	.....W	38-31	53,754	Cinergy Field
Nov. 9	at Indianapolis Colts	.....W	28-13	58,473	RCA Dome
Nov. 16	at Pittsburgh Steelers	.....L	3-20	55,226	Three Rivers Stadium
Nov. 23	JACKSONVILLE JAGUARS	.....W	31-26	55,158	Cinergy Field
Nov. 30	at Philadelphia Eagles	.....L	42-44	66,263	Veterans Stadium
Dec. 4	TENNESSEE OILERS	.....W	41-14	49,086	Cinergy Field/Thursday night
Dec. 14	DALLAS COWBOYS	.....W	31-24	60,043	Cinergy Field
Dec. 21	BALTIMORE RAVENS	.....W	16-14	50,917	Cinergy Field
REGULAR-SEASON TOTALS		7-9-0	355-405	—	Regular-season home att.: 439,831

## 1998

3-13-0 (1-7 HOME, 2-6 ROAD) 5TH IN AFC CENTRAL

HEAD COACH: BRUCE COSLET					
DATE	OPPONENT	W-L	SCORE	ATT.	STADIUM/NOTES
Sept. 6	TENNESSEE OILERS	.....L	14-23	55,848	Cinergy Field
Sept. 13	at Detroit Lions	.....W	*34-28	66,354	Pontiac Silverdome/*OT
Sept. 20	GREEN BAY PACKERS	.....L	6-13	56,346	Cinergy Field
Sept. 27	at Baltimore Ravens	.....L	24-31	68,154	Ravens Stadium at Camden Yards/Sunday night
Oct. 4	— BYE —				
Oct. 11	PITTSBURGH STEELERS	.....W	25-20	59,979	Cinergy Field
Oct. 18	at Tennessee Oilers	.....L	14-44	33,288	Vanderbilt Stadium
Oct. 25	at Oakland Raiders	.....L	10-27	40,089	Network Associates Coliseum
Nov. 1	DENVER BRONCOS	.....L	26-33	59,974	Cinergy Field
Nov. 8	at Jacksonville Jaguars	.....L	11-24	67,040	ALLTEL Stadium
Nov. 15	at Minnesota Vikings	.....L	3-24	64,232	Metrodome
Nov. 22	BALTIMORE RAVENS	.....L	13-20	52,571	Cinergy Field
Nov. 29	JACKSONVILLE JAGUARS	.....L	17-34	55,432	Cinergy Field
Dec. 6	BUFFALO BILLS	.....L	20-33	54,359	Cinergy Field
Dec. 13	at Indianapolis Colts	.....L	26-39	55,179	RCA Dome
Dec. 20	at Pittsburgh Steelers	.....W	25-24	52,017	Three Rivers Stadium
Dec. 27	TAMPA BAY BUCCANEERS	.....L	0-35	49,826	Cinergy Field
REGULAR-SEASON TOTALS		3-13-0	268-452	—	Regular-season home att.: 444,335

## 1999

4-12-0 (2-6 HOME, 2-6 ROAD) 5TH IN AFC CENTRAL

HEAD COACH: BRUCE COSLET					
DATE	OPPONENT	W-L	SCORE	ATT.	STADIUM/NOTES
Sept. 12	at Tennessee Titans	.....L	35-36	65,272	Adelphia Coliseum
Sept. 19	SAN DIEGO CHARGERS	.....L	7-34	47,660	Cinergy Field
Sept. 26	at Carolina Panthers	.....L	3-27	61,269	Ericsson Stadium
Oct. 3	ST. LOUIS RAMS	.....L	10-38	45,481	Cinergy Field
Oct. 10	at Cleveland Browns	.....W	18-17	73,048	Cleveland Browns Stadium
Oct. 17	PITTSBURGH STEELERS	.....L	3-17	59,669	Cinergy Field
Oct. 24	at Indianapolis Colts	.....L	10-31	55,996	RCA Dome
Oct. 31	JACKSONVILLE JAGUARS	.....L	10-41	49,138	Cinergy Field
Nov. 7	at Seattle Seahawks	.....L	20-37	66,303	Kingdome
Nov. 14	TENNESSEE TITANS	.....L	14-24	46,017	Cinergy Field
Nov. 21	BALTIMORE RAVENS	.....L	31-34	43,279	Cinergy Field
Nov. 28	at Pittsburgh Steelers	.....W	27-20	50,907	Three Rivers Stadium
Dec. 5	SAN FRANCISCO 49ERS	.....W	44-30	53,463	Cinergy Field
Dec. 12	CLEVELAND BROWNS	.....W	44-28	59,972	Cinergy Field
Dec. 19	— BYE —				
Dec. 26	at Baltimore Ravens	.....L	0-22	68,036	PSINet Stadium
Jan. 2	at Jacksonville Jaguars	.....L	7-24	70,532	ALLTEL Stadium
REGULAR-SEASON TOTALS		4-12-0	283-460	—	Regular-season home att.: 404,679



2000					
4-12-0 (3-5 HOME, 1-7 ROAD)			5TH IN AFC CENTRAL		
HEAD COACHES: BRUCE COSLET (0-3), DICK LEBEAU (4-9)					
DATE	OPPONENT	W-L	SCORE	ATT.	STADIUM/NOTES
Sept. 3	— BYE —				
Sept. 10	CLEVELAND BROWNS.....	L	7-24	64,006	Paul Brown Stadium
Sept. 17	at Jacksonville Jaguars.....	L	0-13	45,653	ALLTEL Stadium
Sept. 24	at Baltimore Ravens.....	L	0-37	68,481	PSINet Stadium
Oct. 1	MIAMI DOLPHINS.....	L	16-31	61,535	Paul Brown Stadium
Oct. 8	TENNESSEE TITANS.....	L	14-23	63,406	Paul Brown Stadium
Oct. 15	at Pittsburgh Steelers.....	L	0-15	54,328	Three Rivers Stadium
Oct. 22	DENVER BRONCOS.....	W	31-21	61,603	Paul Brown Stadium
Oct. 29	at Cleveland Browns.....	W	12-3	73,118	Cleveland Browns Stadium
Nov. 5	BALTIMORE RAVENS.....	L	7-27	54,759	Paul Brown Stadium
Nov. 12	at Dallas Cowboys.....	L	6-23	62,170	Texas Stadium
Nov. 19	at New England Patriots.....	L	13-16	60,292	Foxboro Stadium
Nov. 26	PITTSBURGH STEELERS.....	L	28-48	63,925	Paul Brown Stadium
Dec. 3	ARIZONA CARDINALS.....	W	24-13	50,289	Paul Brown Stadium
Dec. 10	at Tennessee Titans.....	L	3-35	68,498	Adelphia Coliseum
Dec. 17	JACKSONVILLE JAGUARS.....	W	17-14	50,469	Paul Brown Stadium
Dec. 24	at Philadelphia Eagles.....	L	7-16	64,902	Veterans Stadium
REGULAR-SEASON TOTALS		4-12-0	185-359	—	Regular-season home att.: 469,992

2001					
6-10-0 (4-4 HOME, 2-6 ROAD)			6TH IN AFC CENTRAL		
HEAD COACH: DICK LEBEAU					
DATE	OPPONENT	W-L	SCORE	ATT.	STADIUM/NOTES
Sept. 9	NEW ENGLAND PATRIOTS .....	W	23-17	51,521	Paul Brown Stadium
Sept. 16	at Tennessee Titans** .....	—	—	—	**Sept. 16-17 NFL games not played due to Sept. 11 terrorist attacks/all games rescheduled for Jan. 6
Sept. 23	BALTIMORE RAVENS.....	W	21-10	51,121	Paul Brown Stadium
Sept. 30	at San Diego Chargers.....	L	14-28	56,048	Qualcomm Stadium
Oct. 7	at Pittsburgh Steelers.....	L	7-16	62,335	Heinz Field
Oct. 14	CLEVELAND BROWNS.....	W	24-14	64,217	Paul Brown Stadium
Oct. 21	CHICAGO BEARS.....	L	0-24	63,408	Paul Brown Stadium
Oct. 28	at Detroit Lions.....	W	31-27	69,343	Pontiac Silverdome
Nov. 4	— BYE —				
Nov. 11	at Jacksonville Jaguars.....	L	13-30	57,161	ALLTEL Stadium
Nov. 18	TENNESSEE TITANS.....	L	7-20	63,865	Paul Brown Stadium
Nov. 25	at Cleveland Browns.....	L	0-18	72,918	Cleveland Browns Stadium
Dec. 2	TAMPA BAY BUCCANEERS.....	L	*13-16	52,135	Paul Brown Stadium*/OT
Dec. 9	JACKSONVILLE JAGUARS.....	L	10-14	44,920	Paul Brown Stadium
Dec. 16	at N.Y. Jets.....	L	14-15	77,745	Giants Stadium
Dec. 23	at Baltimore Ravens.....	L	0-16	68,987	PSINet Stadium
Dec. 30	PITTSBURGH STEELERS.....	W	*26-23	63,751	Paul Brown Stadium*/OT
Jan. 6	at Tennessee Titans** .....	W	23-21	68,798	Adelphia Coliseum/**Rescheduled from Sept. 16
REGULAR-SEASON TOTALS		6-10-0	226-309	—	Regular-season home att.: 454,938

2002					
2-14-0 (1-7 HOME, 1-7 ROAD)			4TH IN AFC NORTH		
HEAD COACH: DICK LEBEAU					
DATE	OPPONENT	W-L	SCORE	ATT.	STADIUM/NOTES
Sept. 8	SAN DIEGO CHARGERS.....	L	6-34	53,705	Paul Brown Stadium
Sept. 15	at Cleveland Browns.....	L	7-20	73,358	Cleveland Browns Stadium
Sept. 22	at Atlanta Falcons.....	L	3-30	68,129	Georgia Dome/Sunday night
Sept. 29	TAMPA BAY BUCCANEERS.....	L	7-35	57,234	Paul Brown Stadium
Oct. 6	at Indianapolis Colts.....	L	21-28	56,570	RCA Dome
Oct. 13	PITTSBURGH STEELERS.....	L	7-34	63,900	Paul Brown Stadium
Oct. 20	— BYE —				
Oct. 27	TENNESSEE TITANS.....	L	24-30	52,822	Paul Brown Stadium
Nov. 3	at Houston Texans.....	W	38-3	69,827	Reliant Stadium
Nov. 10	at Baltimore Ravens.....	L	27-38	69,024	Ravens Stadium
Nov. 17	CLEVELAND BROWNS.....	L	20-27	64,060	Paul Brown Stadium
Nov. 24	at Pittsburgh Steelers.....	L	21-29	60,473	Heinz Field
Dec. 1	BALTIMORE RAVENS.....	L	23-27	44,878	Paul Brown Stadium
Dec. 8	at Carolina Panthers.....	L	31-52	66,799	Ericsson Stadium
Dec. 15	JACKSONVILLE JAGUARS.....	L	15-29	42,092	Paul Brown Stadium
Dec. 22	NEW ORLEANS SAINTS.....	W	20-13	43,544	Paul Brown Stadium
Dec. 29	at Buffalo Bills.....	L	9-27	47,850	Ralph Wilson Stadium
REGULAR-SEASON TOTALS		2-14-0	279-456	—	Regular-season home att.: 422,235

2003

8-8-0 (5-3 HOME, 3-5 ROAD)

2ND IN AFC NORTH

HEAD COACH: MARVIN LEWIS

DATE	OPPONENT	W-L	SCORE	ATT.	STADIUM/NOTES
Sept. 7	DENVER BRONCOS .....	L	10-30	63,820	Paul Brown Stadium
Sept. 14	at Oakland Raiders .....	L	20-23	50,135	Network Associates Coliseum
Sept. 21	PITTSBURGH STEELERS .....	L	10-17	64,596	Paul Brown Stadium
Sept. 28	at Cleveland Browns .....	W	21-14	73,428	Cleveland Browns Stadium
Oct. 5	at Buffalo Bills .....	L	*16-22	72,615	Ralph Wilson Stadium*OT
Oct. 12	— BYE —				
Oct. 19	BALTIMORE RAVENS .....	W	34-26	53,553	Paul Brown Stadium
Oct. 26	SEATTLE SEAHAWKS .....	W	27-24	52,131	Paul Brown Stadium
Nov. 2	at Arizona Cardinals .....	L	14-17	23,531	Sun Devil Stadium
Nov. 9	HOUSTON TEXANS .....	W	34-27	50,437	Paul Brown Stadium
Nov. 16	KANSAS CITY CHIEFS .....	W	24-19	64,923	Paul Brown Stadium
Nov. 23	at San Diego Chargers .....	W	34-27	52,069	Qualcomm Stadium
Nov. 30	at Pittsburgh Steelers .....	W	24-20	58,797	Heinz Field
Dec. 7	at Baltimore Ravens .....	L	13-31	69,468	M&T Bank Stadium
Dec. 14	SAN FRANCISCO 49ERS .....	W	41-38	64,666	Paul Brown Stadium
Dec. 21	at St. Louis Rams .....	L	10-27	66,061	Edward Jones Dome
Dec. 28	CLEVELAND BROWNS .....	L	14-22	65,362	Paul Brown Stadium
REGULAR-SEASON TOTALS		8-8-0	346-384	—	Regular-season home att.: 479,488

2004					
8-8-0 (5-3 HOME, 3-5 ROAD)				3RD IN AFC NORTH	
HEAD COACH: MARVIN LEWIS					
DATE	OPPONENT	W-L	SCORE	ATT.	STADIUM/NOTES
Sept. 12	at N.Y. Jets.....	L	24-31	77,230	The Meadowlands
Sept. 19	MIAMI DOLPHINS.....	W	16-13	65,705	Paul Brown Stadium/Sunday night
Sept. 26	BALTIMORE RAVENS.....	L	9-23	65,575	Paul Brown Stadium
Oct. 3	at Pittsburgh Steelers.....	L	17-28	62,402	Heinz Field
Oct. 10	— BYE —				
Oct. 17	at Cleveland Browns.....	L	17-34	73,263	Cleveland Browns Stadium
Oct. 25	DENVER BRONCOS.....	W	23-10	65,806	Paul Brown Stadium/Monday night
Oct. 31	at Tennessee Titans.....	L	20-27	68,932	The Coliseum
Nov. 7	DALLAS COWBOYS.....	W	26-3	65,721	Paul Brown Stadium
Nov. 14	at Washington Redskins.....	W	17-10	87,786	FedExField
Nov. 21	PITTSBURGH STEELERS.....	L	14-19	65,780	Paul Brown Stadium
Nov. 28	CLEVELAND BROWNS.....	W	58-48	65,677	Paul Brown Stadium
Dec. 5	at Baltimore Ravens.....	W	27-26	69,695	M&T Bank Stadium
Dec. 12	at New England Patriots.....	L	28-35	68,756	Gillette Stadium
Dec. 19	BUFFALO BILLS.....	L	17-33	65,378	Paul Brown Stadium
Dec. 26	N.Y. GIANTS.....	W	23-22	64,606	Paul Brown Stadium
Jan. 2	at Philadelphia Eagles.....	W	38-10	67,074	Lincoln Financial Field
REGULAR-SEASON TOTALS		8-8-0	374-372	—	Regular-season home att.: 524,248

2005					
11-5-0 (5-3 HOME, 6-2 ROAD)				1ST IN AFC NORTH	
HEAD COACH: MARVIN LEWIS					
DATE	OPPONENT	W-L	SCORE	ATT.	STADIUM/NOTES
Sept. 11	at Cleveland Browns.....	W	27-13	73,013	Cleveland Browns Stadium
Sept. 18	MINNESOTA VIKINGS.....	W	37-8	65,763	Paul Brown Stadium
Sept. 25	at Chicago Bears.....	W	24-7	62,045	Soldier Field
Oct. 2	HOUSTON TEXANS.....	W	16-10	65,714	Paul Brown Stadium
Oct. 9	at Jacksonville Jaguars.....	L	20-23	66,137	ALLTEL Stadium/Sunday night
Oct. 16	at Tennessee Titans.....	W	31-23	69,149	The Coliseum
Oct. 23	PITTSBURGH STEELERS.....	L	13-27	66,104	Paul Brown Stadium
Oct. 30	GREEN BAY PACKERS.....	W	21-14	65,940	Paul Brown Stadium
Nov. 6	at Baltimore Ravens.....	W	21-9	70,540	M&T Bank Stadium
Nov. 13	— BYE —				
Nov. 20	INDIANAPOLIS COLTS.....	L	37-45	65,995	Paul Brown Stadium
Nov. 27	BALTIMORE RAVENS.....	W	42-29	65,680	Paul Brown Stadium
Dec. 4	at Pittsburgh Steelers.....	W	38-31	63,044	Heinz Field
Dec. 11	CLEVELAND BROWNS.....	W	23-20	65,788	Paul Brown Stadium
Dec. 18	at Detroit Lions.....	W	41-17	61,749	Ford Field
Dec. 24	BUFFALO BILLS.....	L	27-37	65,485	Paul Brown Stadium/Saturday afternoon
Jan. 1	at Kansas City Chiefs.....	L	3-37	77,211	Arrowhead Stadium
REGULAR-SEASON TOTALS		11-5-0	421-350	—	Regular-season home att.: 526,469

AFC WILD CARD PLAYOFF					
Jan. 8	PITTSBURGH STEELERS.....	L	17-31	65,870	Paul Brown Stadium

2006					
8-8-0 (4-4 HOME, 4-4 ROAD)				2ND IN AFC NORTH	
HEAD COACH: MARVIN LEWIS					
DATE	OPPONENT	W-L	SCORE	ATT.	STADIUM/NOTES
Sept. 10	at Kansas City Chiefs .....	W	23-10	77,956	Arrowhead Stadium
Sept. 17	CLEVELAND BROWNS .....	W	34-17	66,072	Paul Brown Stadium
Sept. 24	at Pittsburgh Steelers .....	W	28-20	64,922	Heinz Field
Oct. 1	NEW ENGLAND PATRIOTS .....	L	13-38	66,035	Paul Brown Stadium
Oct. 8	— BYE —				
Oct. 15	at Tampa Bay Buccaneers.....	L	13-14	65,732	Raymond James Stadium
Oct. 22	CAROLINA PANTHERS .....	W	17-14	65,964	Paul Brown Stadium
Oct. 29	ATLANTA FALCONS .....	L	27-29	65,978	Paul Brown Stadium
Nov. 5	at Baltimore Ravens .....	L	20-26	70,792	M&T Bank Stadium
Nov. 12	SAN DIEGO CHARGERS .....	L	41-49	65,917	Paul Brown Stadium
Nov. 19	at New Orleans Saints .....	W	31-16	68,001	Louisiana Superdome
Nov. 26	at Cleveland Browns .....	W	30-0	72,926	Cleveland Browns Stadium
Nov. 30	BALTIMORE RAVENS .....	W	13-7	65,973	Paul Brown Stadium/Thursday night
Dec. 10	OAKLAND RAIDERS .....	W	27-10	65,882	Paul Brown Stadium
Dec. 18	at Indianapolis Colts .....	L	16-34	57,292	RCA Dome/Monday night
Dec. 24	at Denver Broncos .....	L	23-24	75,759	INVESCO Field at Mile High
Dec. 31	PITTSBURGH STEELERS .....	L	*17-23	66,049	Paul Brown Stadium/*OT
REGULAR-SEASON TOTALS		8-8-0	373-331	—	Regular-season home att.: 527,870

2007					
7-9-0 (5-3 HOME, 2-6 ROAD)			3RD IN AFC NORTH		
HEAD COACH: MARVIN LEWIS					
DATE	OPPONENT	W-L	SCORE	ATT.	STADIUM/NOTES
Sept. 10	BALTIMORE RAVENS .....	W	27-20	66,093	Paul Brown Stadium/Monday night
Sept. 16	at Cleveland Browns .....	L	45-51	72,801	Cleveland Browns Stadium
Sept. 23	at Seattle Seahawks .....	L	21-24	68,110	Qwest Field
Oct. 1	NEW ENGLAND PATRIOTS .....	L	13-34	66,113	Paul Brown Stadium/Monday night
Oct. 7	— BYE —				
Oct. 14	at Kansas City Chiefs .....	L	20-27	76,846	Arrowhead Stadium
Oct. 21	N.Y. JETS .....	W	38-31	65,686	Paul Brown Stadium
Oct. 28	PITTSBURGH STEELERS .....	L	13-24	66,188	Paul Brown Stadium
Nov. 4	at Buffalo Bills .....	L	21-33	70,745	Ralph Wilson Stadium
Nov. 11	at Baltimore Ravens .....	W	21-7	71,130	M&T Bank Stadium
Nov. 18	ARIZONA CARDINALS .....	L	27-35	65,403	Paul Brown Stadium
Nov. 25	TENNESSEE TITANS .....	W	35-6	65,489	Paul Brown Stadium
Dec. 2	at Pittsburgh Steelers .....	L	10-24	58,842	Heinz Field/Sunday night
Dec. 9	ST. LOUIS RAMS .....	W	19-10	65,143	Paul Brown Stadium
Dec. 15	at San Francisco 49ers .....	L	13-20	68,053	Monster Park/Saturday night
Dec. 23	CLEVELAND BROWNS .....	W	19-14	66,023	Paul Brown Stadium
Dec. 30	at Miami Dolphins .....	W	38-25	70,461	Dolphin Stadium
REGULAR-SEASON TOTALS		7-9-0	380-385	—	Regular-season home att.: 526,320

## 2008

4-11-1 (3-4-1 HOME, 1-7 ROAD) 3RD IN AFC NORTH

HEAD COACH: MARVIN LEWIS					
DATE	OPPONENT	W-L	SCORE	ATT.	STADIUM/NOTES
Sept. 7	at Baltimore Ravens.....	L	10-17	70,978	M&T Bank Stadium
Sept. 14	TENNESSEE TITANS.....	L	7-24	64,540	Paul Brown Stadium
Sept. 21	at N.Y. Giants.....	L	*23-26	79,276	Giants Stadium/*OT
Sept. 28	CLEVELAND BROWNS.....	L	12-20	65,541	Paul Brown Stadium
Oct. 5	at Dallas Cowboys.....	L	22-31	62,655	Texas Stadium
Oct. 12	at N.Y. Jets.....	L	14-26	78,161	The Meadowlands
Oct. 19	PITTSBURGH STEELERS.....	L	10-38	65,860	Paul Brown Stadium
Oct. 26	at Houston Texans.....	L	6-35	70,112	Reliant Stadium/rescheduled from Nov. 9 due to damage caused by Hurricane Ike
Nov. 2	JACKSONVILLE JAGUARS.....	W	21-19	64,238	Paul Brown Stadium
Nov. 9	— BYE —				
Nov. 16	PHILADELPHIA EAGLES.....	T	*13-13	64,633	Paul Brown Stadium/*OT
Nov. 20	at Pittsburgh Steelers.....	L	10-27	59,854	Heinz Field/Thursday night
Nov. 30	BALTIMORE RAVENS.....	L	3-34	63,871	Paul Brown Stadium
Dec. 7	at Indianapolis Colts.....	L	3-35	66,402	Lucas Oil Stadium
Dec. 14	WASHINGTON REDSKINS.....	W	20-13	63,996	Paul Brown Stadium
Dec. 21	at Cleveland Browns.....	W	14-0	72,361	Cleveland Browns Stadium
Dec. 28	KANSAS CITY CHIEFS.....	W	16-6	63,984	Paul Brown Stadium
REGULAR-SEASON TOTALS		4-11-1	204-364	—	Regular-season home att.: 516,663

## 2009

10-6-0 (6-2 HOME, 4-4 ROAD) 1ST IN AFC NORTH

HEAD COACH: MARVIN LEWIS					
DATE	OPPONENT	W-L	SCORE	ATT.	STADIUM/NOTES
Sept. 13	DENVER BRONCOS.....	L	7-12	62,831	Paul Brown Stadium
Sept. 20	at Green Bay Packers.....	W	31-24	70,768	Lambeau Field
Sept. 27	PITTSBURGH STEELERS.....	W	23-20	64,538	Paul Brown Stadium
Oct. 4	at Cleveland Browns.....	W	*23-20	69,844	Cleveland Browns Stadium/*OT
Oct. 11	at Baltimore Ravens.....	W	17-14	71,161	M&T Bank Stadium
Oct. 18	HOUSTON TEXANS.....	L	17-28	64,019	Paul Brown Stadium
Oct. 25	CHICAGO BEARS.....	W	45-10	64,900	Paul Brown Stadium
Nov. 1	— BYE —				
Nov. 8	BALTIMORE RAVENS.....	W	17-7	64,313	Paul Brown Stadium
Nov. 15	at Pittsburgh Steelers.....	W	18-12	65,392	Heinz Field
Nov. 22	at Oakland Raiders.....	L	17-20	34,112	Oakland Coliseum
Nov. 29	CLEVELAND BROWNS.....	W	16-7	64,553	Paul Brown Stadium
Dec. 6	DETROIT LIONS.....	W	23-13	62,545	Paul Brown Stadium
Dec. 13	at Minnesota Vikings.....	L	10-30	63,854	Hubert H. Humphrey Metrodome
Dec. 20	at San Diego Chargers.....	L	24-27	68,889	Qualcomm Stadium
Dec. 27	KANSAS CITY CHIEFS.....	W	17-10	64,333	Paul Brown Stadium
Jan. 3	at N.Y. Jets.....	L	0-37	79,106	The Meadowlands/Sun. night (flexed from 1)
REGULAR-SEASON TOTALS		10-6-0	305-291	—	Regular-season home att.: 512,032
AFC WILD CARD PLAYOFF					
Jan. 9	N.Y. JETS.....	L	14-24	63,686	Paul Brown Stadium/Saturday afternoon

## 2010

4-12-0 (3-5 HOME, 1-7 ROAD) 4TH IN AFC NORTH

HEAD COACH: MARVIN LEWIS					
DATE	OPPONENT	W-L	SCORE	ATT.	STADIUM/NOTES
Sept. 12	at New England Patriots.....	L	24-38	68,756	Gillette Stadium
Sept. 19	BALTIMORE RAVENS.....	W	15-10	64,071	Paul Brown Stadium
Sept. 26	at Carolina Panthers.....	W	20-7	72,887	Bank of America Stadium
Oct. 3	at Cleveland Browns.....	L	20-23	66,731	Cleveland Browns Stadium
Oct. 10	TAMPA BAY BUCCANEERS.....	L	21-24	63,888	Paul Brown Stadium
Oct. 17	— BYE —				
Oct. 24	at Atlanta Falcons.....	L	32-39	67,665	Georgia Dome
Oct. 31	MIAMI DOLPHINS.....	L	14-22	63,179	Paul Brown Stadium
Nov. 8	PITTSBURGH STEELERS.....	L	21-27	65,626	Paul Brown Stadium/Monday night
Nov. 14	at Indianapolis Colts.....	L	17-23	67,404	Lucas Oil Stadium
Nov. 21	BUFFALO BILLS.....	L	31-49	55,654	Paul Brown Stadium
Nov. 25	at N.Y. Jets.....	L	10-26	78,903	New Meadowlands/Thursday night
Dec. 5	NEW ORLEANS SAINTS.....	L	30-34	59,963	Paul Brown Stadium
Dec. 12	at Pittsburgh Steelers.....	L	7-23	57,501	Heinz Field
Dec. 19	CLEVELAND BROWNS.....	W	19-17	56,342	Paul Brown Stadium
Dec. 26	SAN DIEGO CHARGERS.....	W	34-20	54,194	Paul Brown Stadium (flexed from 8:20 to 1)
Jan. 2	at Baltimore Ravens.....	L	7-13	71,088	M&T Bank Stadium
REGULAR-SEASON TOTALS		4-12-0	322-395	—	Regular-season home att.: 482,917

## 2011

9-7-0 (4-4 HOME, 5-3 ROAD) 3RD IN AFC NORTH (WILD CARD QUALIFIER)

HEAD COACH: MARVIN LEWIS					
DATE	OPPONENT	W-L	SCORE	ATT.	STADIUM/NOTES
Sept. 11	at Cleveland Browns.....	W	27-17	67,321	Cleveland Browns Stadium
Sept. 18	at Denver Broncos.....	L	22-24	73,281	Sport Authority Field at Mile High
Sept. 25	SAN FRANCISCO 49ERS.....	L	8-13	43,363	Paul Brown Stadium
Oct. 2	BUFFALO BILLS.....	W	23-20	41,142	Paul Brown Stadium
Oct. 9	at Jacksonville Jaguars.....	W	30-20	61,799	EverBank Field
Oct. 16	INDIANAPOLIS COLTS.....	W	27-17	52,068	Paul Brown Stadium
Oct. 23	— BYE —				
Oct. 30	at Seattle Seahawks.....	W	34-12	66,004	CenturyLink Field
Nov. 6	at Tennessee Titans.....	W	24-17	69,143	LP Field
Nov. 13	PITTSBURGH STEELERS.....	L	17-24	63,262	Paul Brown Stadium
Nov. 20	at Baltimore Ravens.....	L	24-31	71,320	M&T Bank Stadium
Nov. 27	CLEVELAND BROWNS.....	W	23-20	48,260	Paul Brown Stadium
Dec. 4	at Pittsburgh Steelers.....	L	7-35	63,697	Heinz Field
Dec. 11	HOUSTON TEXANS.....	L	19-20	41,202	Paul Brown Stadium
Dec. 18	at St. Louis Rams.....	W	20-13	56,431	Edward Jones Dome
Dec. 24	ARIZONA CARDINALS.....	W	23-16	41,273	Paul Brown Stadium/Saturday afternoon
Jan. 1	BALTIMORE RAVENS.....	L	16-24	63,439	Paul Brown Stadium
REGULAR-SEASON TOTALS		9-7-0	344-323	—	Regular-season home att.: 394,009
AFC WILD CARD PLAYOFF					
Jan. 7	at Houston Texans.....	L	10-31	71,725	Reliant Stadium/Saturday afternoon

## 2012

10-6-0 (4-4 HOME, 6-2 ROAD) 2ND IN AFC NORTH (WILD CARD QUALIFIER)

HEAD COACH: MARVIN LEWIS					
DATE	OPPONENT	W-L	SCORE	ATT.	STADIUM/NOTES
Sept. 10	at Baltimore Ravens.....	L	13-44	71,064	M&T Bank Stadium/Monday night
Sept. 16	CLEVELAND BROWNS.....	W	34-27	63,036	Paul Brown Stadium
Sept. 23	at Washington Redskins.....	W	38-31	80,060	FedExField
Sept. 30	at Jacksonville Jaguars.....	W	27-10	63,030	EverBank Field
Oct. 7	MIAMI DOLPHINS.....	L	13-17	61,162	Paul Brown Stadium
Oct. 14	at Cleveland Browns.....	L	24-34	67,060	Cleveland Browns Stadium
Oct. 21	PITTSBURGH STEELERS.....	L	17-24	63,411	Paul Brown Stadium/Sunday night
Oct. 28	— BYE —				
Nov. 4	DENVER BRONCOS.....	L	23-31	63,623	Paul Brown Stadium
Nov. 11	N.Y. GIANTS.....	W	31-13	56,614	Paul Brown Stadium
Nov. 18	at Kansas City Chiefs.....	W	28-6	63,336	Arrowhead Stadium
Nov. 25	OAKLAND RAIDERS.....	W	34-10	56,503	Paul Brown Stadium
Dec. 2	at San Diego Chargers.....	W	20-13	54,980	Qualcomm Stadium
Dec. 9	DALLAS COWBOYS.....	L	19-20	63,590	Paul Brown Stadium
Dec. 13	at Philadelphia Eagles.....	W	34-13	69,144	Lincoln Financial Field/Thursday night
Dec. 23	at Pittsburgh Steelers.....	W	13-10	63,236	Heinz Field
Dec. 30	BALTIMORE RAVENS.....	W	23-17	61,565	Paul Brown Stadium
REGULAR-SEASON TOTALS		10-6-0	391-320	—	Regular-season home att.: 489,504
AFC WILD CARD PLAYOFF					
Jan. 5	at Houston Texans.....	L	13-19	71,738	Reliant Stadium/Saturday afternoon

## 2013

11-5-0 (8-0 HOME, 3-5 ROAD) 1ST IN AFC NORTH

HEAD COACH: MARVIN LEWIS					
DATE	OPPONENT	W-L	SCORE	ATT.	STADIUM/NOTES
Sept. 8	at Chicago Bears.....	L	21-24	62,213	Soldier Field
Sept. 16	PITTSBURGH STEELERS.....	W	20-10	64,585	Paul Brown Stadium/Monday night
Sept. 22	GREEN BAY PACKERS.....	W	34-30	64,633	Paul Brown Stadium
Sept. 29	at Cleveland Browns.....	L	6-17	71,481	FirstEnergy Stadium
Oct. 6	NEW ENGLAND PATRIOTS.....	W	13-6	64,259	Paul Brown Stadium
Oct. 13	at Buffalo Bills.....	W	*27-24	67,739	Ralph Wilson Stadium/*OT
Oct. 20	at Detroit Lions.....	W	27-24	63,207	Ford Field
Oct. 27	N.Y. JETS.....	W	49-9	62,576	Paul Brown Stadium
Oct. 31	at Miami Dolphins.....	L	*20-22	52,388	Sun Life Stadium/Thursday night/*OT
Nov. 10	at Baltimore Ravens.....	L	*17-20	70,992	M&T Banks Stadium/*OT
Nov. 17	CLEVELAND BROWNS.....	W	41-20	63,856	Paul Brown Stadium
Nov. 24	— BYE —				
Dec. 1	at San Diego Chargers.....	W	17-10	61,536	Qualcomm Stadium
Dec. 8	INDIANAPOLIS COLTS.....	W	42-28	62,507	Paul Brown Stadium
Dec. 15	at Pittsburgh Steelers.....	L	20-30	45,873	Heinz Field/Sunday night
Dec. 22	MINNESOTA VIKINGS.....	W	42-14	61,555	Paul Brown Stadium
Dec. 29	BALTIMORE RAVENS.....	W	34-17	62,406	Paul Brown Stadium
REGULAR-SEASON TOTALS		11-5-0	489-320	—	Regular-season home att.: 512,032
AFC WILD CARD PLAYOFF					
Jan. 5	SAN DIEGO CHARGERS.....	L	10-27	62,277	Paul Brown Stadium

## ALL-TIME RESULTS — PRESEASON

All-time preseason record: 99-105-2

(All games listed are night games unless noted otherwise. Opponents are capitalized for games in which the Bengals were the home team, including those games played at neutral sites.)

1968 (2-3-0)				
DATE	OPPONENT	W-L	SCORE	NOTES
Aug. 3	KANSAS CITY CHIEFS.....	L	14-38	
Aug. 10	at Denver Broncos.....	L	13-15	
Aug. 17	BUFFALO BILLS.....	L	6-10	
Aug. 25	vs. Pittsburgh Steelers.....	W	19-3	Afternoon game/at Morgantown, W.Va.
Aug. 30	VS. N.Y. JETS.....	W	13-9	At Memphis, Tenn.
1969 (3-2-0)				
DATE	OPPONENT	W-L	SCORE	NOTES
Aug. 10	vs. Boston Patriots.....	L	13-21	Afternoon game/at Bowling Green, Ohio
Aug. 16	vs. Kansas City Chiefs.....	L	7-23	At Jackson, Miss.
Aug. 23	MIAMI DOLPHINS.....	W	28-21	
Aug. 30	at Pittsburgh Steelers.....	W	23-13	
Sept. 6	DENVER BRONCOS.....	W	13-11	
1970 (2-3-1)				
DATE	OPPONENT	W-L	SCORE	NOTES
Aug. 8	WASHINGTON REDSKINS.....	W	27-12	
Aug. 15	at Miami Dolphins.....	L	10-20	
Aug. 22	at St. Louis Cardinals.....	L	20-41	
Aug. 29	CLEVELAND BROWNS.....	W	31-24	
Sept. 5	at Green Bay Packers.....	T	10-10	At Milwaukee
Sept. 12	DETROIT LIONS.....	L	14-31	
1971 (5-0-1)				
DATE	OPPONENT	W-L	SCORE	NOTES
Aug. 7	at Miami Dolphins.....	W	27-10	
Aug. 14	at Detroit Lions.....	W	31-24	
Aug. 23	PITTSBURGH STEELERS.....	W	20-13	
Aug. 28	ST. LOUIS CARDINALS.....	W	22-21	
Sept. 4	GREEN BAY PACKERS.....	W	27-24	
Sept. 11	at Washington Redskins.....	T	17-17	
1972 (3-3-0)				
DATE	OPPONENT	W-L	SCORE	NOTES
Aug. 5	at Green Bay Packers.....	L	14-24	
Aug. 12	DETROIT LIONS.....	W	28-20	
Aug. 19	MIAMI DOLPHINS.....	L	17-35	
Aug. 28	at Philadelphia Eagles.....	W	34-20	
Sept. 3	VS. CLEVELAND BROWNS.....	W	27-21	Afternoon game/at Columbus, Ohio
Sept. 9	ATLANTA FALCONS.....	L	14-44	
1973 (4-2-0)				
DATE	OPPONENT	W-L	SCORE	NOTES
Aug. 4	at Miami Dolphins.....	L	13-14	
Aug. 11	PHILADELPHIA EAGLES.....	W	45-21	
Aug. 19	vs. Cleveland Browns.....	L	6-24	Afternoon game/at Columbus, Ohio
Aug. 24	at Detroit Lions.....	W	17-10	
Sept. 1	ATLANTA FALCONS.....	W	31-20	
Sept. 8	GREEN BAY PACKERS.....	W	13-10	
1974 (4-2-0)				
DATE	OPPONENT	W-L	SCORE	NOTES
Aug. 3	MIAMI DOLPHINS.....	W	19-13	
Aug. 10	PHILADELPHIA EAGLES.....	W	35-21	
Aug. 17	at Atlanta Falcons.....	W	*13-7	*OT
Aug. 26	DETROIT LIONS.....	W	27-14	
Sept. 1	VS. CLEVELAND BROWNS.....	L	17-21	Afternoon game/at Columbus, Ohio
Sept. 6	at Green Bay Packers.....	L	24-26	At Milwaukee
1975 (4-3-0)				
DATE	OPPONENT	W-L	SCORE	NOTES
Aug. 2	VS. WASHINGTON REDSKINS.....	L	9-17	Afternoon game/Hall of Fame Game at Canton, Ohio
Aug. 9	at Miami Dolphins.....	L	3-7	
Aug. 15	at Buffalo Bills.....	W	38-28	
Aug. 23	GREEN BAY PACKERS.....	W	27-10	
Aug. 28	at Philadelphia Eagles.....	L	20-30	
Sept. 6	at Detroit Lions.....	W	22-14	Afternoon game
Sept. 13	NEW ORLEANS SAINTS.....	W	20-0	
1976 (4-2-0)				
DATE	OPPONENT	W-L	SCORE	NOTES
July 31	at Green Bay Packers.....	W	23-17	
Aug. 7	BUFFALO BILLS.....	W	31-10	
Aug. 14	DETROIT LIONS.....	W	26-14	
Aug. 22	at Minnesota Vikings.....	L	17-23	Afternoon game
Aug. 28	at New Orleans Saints.....	L	10-13	
Sept. 4	at Tampa Bay Buccaneers.....	W	24-13	
1977 (5-1-0)				
DATE	OPPONENT	W-L	SCORE	NOTES
Aug. 6	at Green Bay Packers.....	L	20-23	
Aug. 13	TAMPA BAY BUCCANEERS.....	W	45-0	
Aug. 21	at Detroit Lions.....	W	17-13	Afternoon game
Aug. 27	at St. Louis Cardinals.....	W	33-9	
Sept. 3	MINNESOTA VIKINGS.....	W	26-7	
Sept. 10	at Chicago Bears.....	W	24-6	

1978 (2-2-0)				
DATE	OPPONENT	W-L	SCORE	NOTES
Aug. 5	at Tampa Bay Buccaneers.....	L	0-17	
Aug. 12	DETROIT LIONS.....	L	10-14	
Aug. 19	CHICAGO BEARS.....	W	27-3	
Aug. 26	at Green Bay Packers.....	W	17-14	At Milwaukee
1979 (2-2-0)				
DATE	OPPONENT	W-L	SCORE	NOTES
Aug. 4	at Detroit Lions.....	W	40-28	
Aug. 11	GREEN BAY PACKERS.....	W	20-5	
Aug. 18	at Chicago Bears.....	L	13-17	
Aug. 25	TAMPA BAY BUCCANEERS.....	L	13-24	
1980 (1-3-0)				
DATE	OPPONENT	W-L	SCORE	NOTES
Aug. 9	at Denver Broncos.....	L	6-17	
Aug. 16	CHICAGO BEARS.....	W	21-3	
Aug. 23	at Tampa Bay Buccaneers.....	L	*14-20	*OT
Aug. 30	DETROIT LIONS.....	L	10-15	
1981 (2-2-0)				
DATE	OPPONENT	W-L	SCORE	NOTES
Aug. 8	at Tampa Bay Buccaneers.....	W	24-17	
Aug. 15	at Detroit Lions.....	W	30-20	
Aug. 22	at Chicago Bears.....	L	21-24	
Aug. 29	DENVER BRONCOS.....	L	20-24	
1982 (1-3-0)				
DATE	OPPONENT	W-L	SCORE	NOTES
Aug. 13	at Kansas City Chiefs.....	L	20-26	
Aug. 20	at Green Bay Packers.....	L	27-41	At Milwaukee
Aug. 28	DETROIT LIONS.....	L	23-27	
Sept. 3	WASHINGTON REDSKINS.....	W	28-21	
1983 (0-4-0)				
DATE	OPPONENT	W-L	SCORE	NOTES
Aug. 6	KANSAS CITY CHIEFS.....	L	7-24	
Aug. 12	at Washington Redskins.....	L	23-27	
Aug. 18	N.Y. JETS.....	L	*17-20	*OT
Aug. 27	at Detroit Lions.....	L	7-34	
1984 (3-1-0)				
DATE	OPPONENT	W-L	SCORE	NOTES
Aug. 4	at N.Y. Jets.....	W	21-15	
Aug. 11	at Tampa Bay Buccaneers.....	L	13-21	
Aug. 18	at Chicago Bears.....	W	25-17	
Aug. 24	DETROIT LIONS.....	W	35-14	
1985 (2-2-0)				
DATE	OPPONENT	W-L	SCORE	NOTES
Aug. 10	KANSAS CITY CHIEFS.....	L	27-35	
Aug. 17	N.Y. JETS.....	W	24-20	
Aug. 23	at Detroit Lions.....	L	17-31	
Aug. 30	at Indianapolis Colts.....	W	31-21	
1986 (1-3-0)				
DATE	OPPONENT	W-L	SCORE	NOTES
Aug. 9	at Kansas City Chiefs.....	L	0-20	
Aug. 16	at N.Y. Jets.....	L	17-28	
Aug. 23	GREEN BAY PACKERS.....	W	34-12	
Aug. 29	DETROIT LIONS.....	L	20-30	
1987 (2-2-0)				
DATE	OPPONENT	W-L	SCORE	NOTES
Aug. 15	at Tampa Bay Buccaneers.....	W	31-30	
Aug. 22	at Detroit Lions.....	L	9-23	
Aug. 29	at Green Bay Packers.....	W	28-20	
Sept. 4	NEW ORLEANS SAINTS.....	L	14-26	
1988 (4-1-0)				
DATE	OPPONENT	W-L	SCORE	NOTES
July 30	vs. Los Angeles Rams.....	W	14-7	Afternoon game/Hall of Fame Game at Canton, Ohio
Aug. 6	at Kansas City Chiefs.....	L	21-34	
Aug. 13	at Buffalo Bills.....	W	24-13	
Aug. 20	DETROIT LIONS.....	W	24-7	
Aug. 26	at New England Patriots.....	W	27-21	
1989 (2-2-0)				
DATE	OPPONENT	W-L	SCORE	NOTES
Aug. 13	BUFFALO BILLS.....	W	24-20	
Aug. 19	at Detroit Lions.....	W	35-3	
Aug. 28	at New Orleans Saints.....	L	10-27	
Sept. 1	at Minnesota Vikings.....	L	10-17	
1990 (1-3-0)				
DATE	OPPONENT	W-L	SCORE	NOTES
Aug. 11	at Tampa Bay Buccaneers.....	L	17-30	
Aug. 18	at Atlanta Falcons.....	L	17-34	
Aug. 24	at New England Patriots.....	W	*13-10	*OT
Aug. 31	DETROIT LIONS.....	L	24-26	

1991 (2-2-0)				
DATE	OPPONENT	W-L	SCORE	NOTES
Aug. 2	at Detroit Lions.....	L	20-24	
Aug. 10	PHILADELPHIA EAGLES.....	L	24-29	
Aug. 17	MINNESOTA VIKINGS.....	W	*27-24	*OT
Aug. 24	at Green Bay Packers.....	W	*19-16	At Milwaukee/OT
1992 (2-2-0)				
DATE	OPPONENT	W-L	SCORE	NOTES
Aug. 9	at N.Y. Giants.....	L	7-13	
Aug. 15	at Philadelphia Eagles.....	L	17-27	
Aug. 22	INDIANAPOLIS COLTS.....	W	20-0	
Aug. 28	DETROIT LIONS.....	W	34-17	
1993 (2-2-0)				
DATE	OPPONENT	W-L	SCORE	NOTES
Aug. 7	N.Y. GIANTS.....	L	16-27	
Aug. 14	at Indianapolis Colts.....	W	24-7	
Aug. 20	at Detroit Lions.....	L	7-30	
Aug. 27	PHILADELPHIA EAGLES.....	W	23-3	
1994 (1-3-0)				
DATE	OPPONENT	W-L	SCORE	NOTES
Aug. 6	at Tampa Bay Buccaneers.....	L	16-17	
Aug. 13	INDIANAPOLIS COLTS.....	L	21-26	
Aug. 20	at Philadelphia Eagles.....	L	7-17	
Aug. 26	DETROIT LIONS.....	W	38-14	
1995 (1-3-0)				
DATE	OPPONENT	W-L	SCORE	NOTES
Aug. 4	at Indianapolis Colts.....	W	34-21	
Aug. 11	TAMPA BAY BUCCANEERS.....	L	7-31	
Aug. 17	at Detroit Lions.....	L	13-20	
Aug. 25	N.Y. JETS.....	L	24-30	
1996 (2-2-0)				
DATE	OPPONENT	W-L	SCORE	NOTES
Aug. 3	INDIANAPOLIS COLTS.....	W	28-25	
Aug. 10	at Arizona Cardinals.....	L	10-13	
Aug. 16	at Washington Redskins.....	W	28-7	
Aug. 23	DETROIT LIONS.....	L	17-24	
1997 (2-2-0)				
DATE	OPPONENT	W-L	SCORE	NOTES
Aug. 1	at Indianapolis Colts.....	L	16-20	
Aug. 8	at Detroit Lions.....	W	27-23	
Aug. 16	MINNESOTA VIKINGS.....	W	37-13	
Aug. 22	SEATTLE SEAHAWKS.....	L	28-31	
1998 (1-3-0)				
DATE	OPPONENT	W-L	SCORE	NOTES
Aug. 8	at N.Y. Giants.....	L	17-24	
Aug. 17	INDIANAPOLIS COLTS.....	L	27-30	
Aug. 22	DETROIT LIONS.....	W	33-19	
Aug. 28	at Atlanta Falcons.....	L	0-17	
1999 (0-4-0)				
DATE	OPPONENT	W-L	SCORE	NOTES
Aug. 14	at Indianapolis Colts.....	L	17-20	
Aug. 20	at Detroit Lions.....	L	0-16	
Aug. 28	BUFFALO BILLS.....	L	3-30	
Sept. 3	ATLANTA FALCONS.....	L	16-28	
2000 (1-3-0)				
DATE	OPPONENT	W-L	SCORE	NOTES
Aug. 4	at Buffalo Bills.....	L	20-21	
Aug. 11	at Atlanta Falcons.....	L	16-31	
Aug. 19	CHICAGO BEARS.....	W	24-20	
Aug. 25	DETROIT LIONS.....	L	13-21	
2001 (1-3-0)				
DATE	OPPONENT	W-L	SCORE	NOTES
Aug. 4	at Chicago Bears.....	L	*13-16	*OT
Aug. 10	at Detroit Lions.....	W	27-24	
Aug. 25	BUFFALO BILLS.....	L	10-20	
Aug. 30	INDIANAPOLIS COLTS.....	L	17-23	
2002 (2-2-0)				
DATE	OPPONENT	W-L	SCORE	NOTES
Aug. 9	at Buffalo Bills.....	W	24-17	
Aug. 17	at Indianapolis Colts.....	W	22-10	
Aug. 24	NEW ORLEANS SAINTS.....	L	23-31	
Aug. 29	ATLANTA FALCONS.....	L	14-27	
2003 (1-3-0)				
DATE	OPPONENT	W-L	SCORE	NOTES
Aug. 10	at N.Y. Jets.....	L	13-28	Afternoon game
Aug. 16	DETROIT LIONS.....	W	23-10	
Aug. 23	TENNESSEE TITANS.....	L	15-23	
Aug. 29	at Indianapolis Colts.....	L	20-21	
2004 (2-2-0)				
DATE	OPPONENT	W-L	SCORE	NOTES
Aug. 16	at Tampa Bay Buccaneers.....	L	6-20	
Aug. 21	NEW ENGLAND PATRIOTS.....	W	31-3	
Aug. 28	at Atlanta Falcons.....	L	10-37	
Sept. 3	INDIANAPOLIS COLTS.....	W	16-13	



## 2005 (2-2-0)

DATE	OPPONENT	W-L	SCORE	NOTES
Aug. 12	NEW ENGLAND PATRIOTS.....	L	13-23	
Aug. 19	at Washington Redskins.....	W	24-17	
Aug. 26	at Philadelphia Eagles.....	L	17-27	
Sept. 2	INDIANAPOLIS COLTS.....	W	38-0	

## 2006 (4-0-0)

DATE	OPPONENT	W-L	SCORE	NOTES
Aug. 13	WASHINGTON REDSKINS.....	W	19-3	
Aug. 18	at Buffalo Bills.....	W	44-31	
Aug. 28	GREEN BAY PACKERS.....	W	48-17	
Sept. 1	at Indianapolis Colts.....	W	20-3	

## 2007 (1-3-0)

DATE	OPPONENT	W-L	SCORE	NOTES
Aug. 9	at Detroit Lions.....	L	26-27	
Aug. 18	NEW ORLEANS SAINTS.....	L	19-27	
Aug. 27	at Atlanta Falcons.....	L	19-24	
Aug. 31	INDIANAPOLIS COLTS.....	W	14-6	

## 2008 (2-2-0)

DATE	OPPONENT	W-L	SCORE	NOTES
Aug. 11	at Green Bay Packers.....	W	20-17	
Aug. 17	DETROIT LIONS.....	L	10-27	
Aug. 23	NEW ORLEANS SAINTS.....	L	0-13	
Aug. 28	at Indianapolis Colts.....	W	27-7	

## 2009 (2-2-0)

DATE	OPPONENT	W-L	SCORE	NOTES
Aug. 14	at New Orleans Saints.....	L	7-17	
Aug. 20	at New England Patriots.....	W	7-6	
Aug. 27	ST. LOUIS RAMS.....	L	21-24	
Sept. 3	INDIANAPOLIS COLTS.....	W	38-7	

## 2010 (3-2-0)

DATE	OPPONENT	W-L	SCORE	NOTES
Aug. 8	VS. DALLAS COWBOYS.....	L	7-16	Hall of Fame Game at Canton, Ohio
Aug. 15	DENVER BRONCOS.....	W	33-24	
Aug. 20	PHILADELPHIA EAGLES.....	W	22-9	
Aug. 28	at Buffalo Bills.....	L	20-35	
Sept. 2	at Indianapolis Colts.....	W	30-28	

## 2011 (1-3-0)

DATE	OPPONENT	W-L	SCORE	NOTES
Aug. 12	at Detroit Lions.....	L	3-34	
Aug. 21	at N.Y. Jets.....	L	7-27	
Aug. 25	CAROLINA PANTHERS.....	W	24-13	
Sept. 1	INDIANAPOLIS COLTS.....	L	13-17	

## 2012 (2-2-0)

DATE	OPPONENT	W-L	SCORE	NOTES
Aug. 10	N.Y. JETS.....	W	17-6	
Aug. 16	at Atlanta Falcons.....	W	24-19	
Aug. 23	GREEN BAY PACKERS.....	L	13-27	
Aug. 30	at Indianapolis Colts.....	L	16-20	

## 2013 (3-1-0)

DATE	OPPONENT	W-L	SCORE	NOTES
Aug. 8	at Atlanta Falcons.....	W	34-10	
Aug. 17	TENNESSEE TITANS.....	W	27-19	
Aug. 24	at Dallas Cowboys.....	L	18-24	
Aug. 29	INDIANAPOLIS COLTS.....	W	27-10	

## ALL-TIME RESULTS — BY OPPONENT

(The years listed are the seasons in which games were scheduled, not necessarily the calendar years in which games were played.)

## ARIZONA CARDINALS

Bengals lead regular-season series, 6-4-0

(Cardinals franchise known as Phoenix prior to 1994 and in St. Louis prior to 1988)

YEAR	DATE	SITE	W-L	SCORE
1973	Nov. 25	Cincinnati	W	42-24
1979	Nov. 25	Cincinnati	W	34-28
1985	Sept. 15	St. Louis	L	27-41
1988	Sept. 4	Cincinnati	W	21-14
1994	Dec. 18	Arizona	L	7-28
1997	Aug. 31	Cincinnati	W	24-21
2000	Dec. 3	Cincinnati	W	24-13
2003	Nov. 2	Arizona	L	14-17
2007	Nov. 18	Cincinnati	L	27-35
2011	Dec. 24	Cincinnati	W	23-16

## ATLANTA FALCONS

Bengals lead regular-season series, 7-5-0

YEAR	DATE	SITE	W-L	SCORE
1971	Nov. 7	Cincinnati	L	6-9
1975	Oct. 26	Atlanta	W	21-14
1978	Dec. 3	Cincinnati	W	37-7
1981	Dec. 20	Atlanta	W	30-28
1984	Nov. 25	Cincinnati	W	35-14
1987	Nov. 15	Atlanta	W	16-10
1990	Oct. 28	Atlanta	L	17-38
1993	Dec. 26	Cincinnati	W	21-17
1996	Nov. 24	Cincinnati	W	41-31
2002	Sept. 22	Atlanta	L	3-30
2006	Oct. 29	Cincinnati	L	27-29
2010	Oct. 24	Atlanta	L	32-39

## BALTIMORE RAVENS

Ravens lead regular-season series, 20-16-0

YEAR	DATE	SITE	W-L	SCORE
1996	Nov. 3	Baltimore	W	24-21
	Dec. 8	Cincinnati	W	21-14
1997	Sept. 7	Baltimore	L	10-23
	Dec. 21	Cincinnati	W	16-14
1998	Sept. 27	Baltimore	L	24-31
	Nov. 22	Cincinnati	L	13-20
1999	Nov. 21	Cincinnati	L	31-34
	Dec. 26	Baltimore	L	0-22
2000	Sept. 24	Baltimore	L	0-37
	Nov. 5	Cincinnati	L	7-27
2001	Sept. 23	Cincinnati	W	21-10
	Dec. 23	Baltimore	L	0-16
2002	Nov. 10	Baltimore	L	27-38
	Dec. 1	Cincinnati	L	23-27
2003	Oct. 19	Cincinnati	W	34-26
	Dec. 7	Baltimore	L	13-31
2004	Sept. 26	Cincinnati	L	9-23
	Dec. 5	Baltimore	W	27-26
2005	Nov. 6	Baltimore	W	21-9
	Nov. 27	Cincinnati	W	42-29
2006	Nov. 5	Baltimore	L	20-26
	Nov. 30	Cincinnati	W	13-7
2007	Sept. 10	Cincinnati	W	27-20
	Nov. 11	Baltimore	W	21-7
2008	Sept. 7	Baltimore	L	10-17
	Nov. 30	Cincinnati	L	3-34
2009	Oct. 11	Baltimore	W	17-14
	Nov. 8	Cincinnati	W	17-7
2010	Sept. 19	Cincinnati	W	15-10
	Jan. 2	Baltimore	L	7-13
2011	Nov. 20	Baltimore	L	24-31
	Jan. 1	Cincinnati	L	16-24
2012	Sept. 10	Baltimore	L	13-44
	Dec. 30	Cincinnati	W	23-17
2013	Nov. 10	Baltimore	L (OT)	17-20
	Dec. 29	Cincinnati	W	34-17

## BUFFALO BILLS

Bills lead regular-season series, 15-11-0

Bengals lead postseason series, 2-0

YEAR	DATE	SITE	W-L	SCORE
1968	Sept. 22	Cincinnati	W	34-23
1969	Nov. 30	Buffalo	L	13-16
1970	Nov. 8	Buffalo	W	43-14
1973	Nov. 11	Buffalo	W	16-13
1975	Nov. 17	Cincinnati	W	33-24
1978	Oct. 22	Buffalo	L	0-5
1979	Sept. 9	Buffalo	L	24-51
1980	Nov. 16	Cincinnati	L	0-14
1981	Sept. 27	Cincinnati	W (OT)	27-24
	Jan. 3	Cincinnati**	W	28-21
1983	Sept. 11	Cincinnati	L	6-10
1984	Dec. 16	Cincinnati	W	52-21
1985	Nov. 3	Buffalo	W	23-17
1986	Sept. 14	Cincinnati	W (OT)	36-33
1988	Nov. 27	Cincinnati	W	35-21
	Jan. 8	Cincinnati***	W	21-10
1989	Nov. 26	Buffalo	L	7-24
1991	Oct. 21	Buffalo	L	16-35
1996	Nov. 17	Buffalo	L	17-31
1998	Dec. 6	Cincinnati	L	20-33
2002	Dec. 29	Buffalo	L	9-27
2003	Oct. 5	Buffalo	L (OT)	16-22
2004	Dec. 19	Cincinnati	L	17-33
2005	Dec. 24	Cincinnati	L	27-37
2007	Nov. 4	Buffalo	L	21-33
2010	Nov. 21	Cincinnati	L	31-49
2011	Oct. 2	Cincinnati	W	23-20
2013	Oct. 13	Buffalo	W (OT)	27-24

\*AFC Divisional Playoff; \*\*AFC Championship

## CAROLINA PANTHERS

Regular-season series tied, 2-2-0

YEAR	DATE	SITE	W-L	SCORE
1999	Sept. 26	Carolina	L	3-27
2002	Dec. 8	Carolina	L	31-52
2006	Oct. 22	Cincinnati	W	17-14
2010	Sept. 26	Carolina	W	20-7

## CHICAGO BEARS

Bengals lead regular-season series, 6-4-0

YEAR	DATE	SITE	W-L	SCORE
1972	Nov. 26	Chicago	W	13-3
1980	Dec. 14	Chicago	W (OT)	17-14
1986	Sept. 28	Cincinnati	L	7-44
1989	Sept. 10	Chicago	L	14-17
1992	Nov. 8	Chicago	W (OT)	31-28
1995	Dec. 10	Cincinnati	W	16-10
2001	Oct. 21	Cincinnati	L	0-24
2005	Sept. 25	Chicago	W	24-7
2009	Oct. 25	Cincinnati	W	45-10
2013	Sept. 8	Chicago	L	21-24

## CLEVELAND BROWNS

Bengals lead regular-season series, 43-38-0

YEAR	DATE	SITE	W-L	SCORE
1970	Oct. 11	Cleveland	L	27-30
	Nov. 15	Cincinnati	W	14-10
1971	Oct. 17	Cincinnati	L	24-27
	Dec. 5	Cleveland	L	27-31
1972	Oct. 1	Cleveland	L	6-27
	Dec. 9	Cincinnati	L	24-27
1973	Oct. 7	Cleveland	L	10-17
	Dec. 9	Cincinnati	W	34-17
1974	Sept. 15	Cincinnati	W	33-7
	Oct. 13	Cleveland	W	34-24

1975	Sept. 21	Cincinnati	W	24-17
	Nov. 23	Cleveland	L	23-35
1976	Oct. 3	Cleveland	W	45-24
	Oct. 31	Cincinnati	W	21-6
1977	Sept. 18	Cincinnati	L	3-13
	Nov. 6	Cleveland	W	10-7
1978	Sept. 10	Cleveland	L (OT)	10-13
	Dec. 17	Cincinnati	W	48-16
1979	Oct. 21	Cleveland	L	27-28
	Dec. 16	Cincinnati	W	16-12
1980	Nov. 23	Cleveland	L	7-31
	Dec. 21	Cincinnati	L	24-27
1981	Sept. 20	Cincinnati	L	17-20
	Nov. 29	Cleveland	W	41-21
1982	Sept. 27	Cleveland	CANCELED	
	Dec. 12	Cincinnati	W	23-10
1983	Sept. 15	Cleveland	L	7-17
	Oct. 23	Cincinnati	W	28-21
1984	Oct. 21	Cincinnati	W	12-9
	Dec. 2	Cleveland	W (OT)	20-17
1985	Nov. 10	Cincinnati	W	27-10
	Nov. 24	Cleveland	L	6-24
1986	Sept. 18	Cleveland	W	30-13
	Dec. 14	Cincinnati	L	3-34
1987	Oct. 18	Cincinnati	L	0-34
	Dec. 13	Cleveland	L	24-38
1988	Sept. 25	Cincinnati	W	24-17
	Oct. 30	Cleveland	L	16-23
1989	Sept. 25	Cincinnati	W	21-14
	Dec. 3	Cleveland	W	21-0
1990	Oct. 22	Cleveland	W	34-13
	Dec. 30	Cincinnati	W	21-14
1991	Sept. 15	Cleveland	L	13-14
	Nov. 3	Cincinnati	W	23-21
1992	Nov. 1	Cincinnati	W	30-10
	Dec. 6	Cleveland	L	21-37
1993	Sept. 5	Cleveland	L	14-27
	Oct. 17	Cincinnati	L	17-28
1994	Sept. 4	Cincinnati	L	20-28
	Oct. 23	Cleveland	L	13-37
1995	Oct. 29	Cincinnati	L (OT)	26-29
	Dec. 17	Cleveland	L	10-26
1999	Oct. 10	Cleveland	W	18-17
	Dec. 12	Cincinnati	W	44-28
2000	Sept. 10	Cincinnati	L	7-24
	Oct. 29	Cleveland	W	12-3
2001	Oct. 14	Cincinnati	W	24-14
	Nov. 25	Cleveland	L	0-18
2002	Sept. 15	Cleveland	L	7-20
	Nov. 17	Cincinnati	L	20-27
2003	Sept. 28	Cleveland	W	21-14
	Dec. 28	Cincinnati	L	14-22
2004	Oct. 17	Cleveland	L	17-34
	Nov. 28	Cincinnati	W	58-48
2005	Sept. 11	Cleveland	W	27-13
	Dec. 11	Cincinnati	W	23-20
2006	Sept. 17	Cincinnati	W	34-17
	Nov. 26	Cleveland	W	30-0
2007	Sept. 16	Cleveland	L	45-51
	Dec. 23	Cincinnati	W	19-14
2008	Sept. 28	Cincinnati	L	12-20
	Dec. 21	Cleveland	W	14-0
2009	Oct. 4	Cleveland	W (OT)	23-20
	Nov. 29	Cincinnati	W	16-7
2010	Oct. 3	Cleveland	L	20-23
	Dec. 19	Cincinnati	W	19-17
2011	Sept. 11	Cleveland	W	27-17
	Nov. 27	Cincinnati	W	23-20
2012	Sept. 16	Cincinnati	W	34-27
	Oct. 14	Cleveland	L	24-34
2013	Sept. 29	Cleveland	L	6-17
	Nov. 17	Cincinnati	W	41-20

## DALLAS COWBOYS

Cowboys lead regular-season series, 7-4-0

YEAR	DATE	SITE	W
------	------	------	---

**GREEN BAY PACKERS**

Packers lead regular-season series, 7-5-0

YEAR	DATE	SITE	W-L	SCORE
1971	Oct. 3	Green Bay	L	17-20
1976	Sept. 26	Cincinnati	W	28-7
1977	Oct. 9	Milwaukee	W	17-7
1980	Oct. 5	Green Bay	L	9-14
1983	Oct. 30	Cincinnati	W	34-14
1986	Oct. 5	Milwaukee	W	34-28
1992	Sept. 20	Green Bay	L	23-24
1995	Dec. 3	Green Bay	L	10-24
1998	Sept. 20	Cincinnati	L	6-13
2005	Oct. 30	Cincinnati	W	21-14
2009	Sept. 20	Green Bay	W	31-24
2013	Sept. 22	Cincinnati	W	34-30

**HOUSTON TEXANS**

Regular-season series tied, 3-3-0

Texans lead postseason series, 2-0

YEAR	DATE	SITE	W-L	SCORE
2002	Nov. 3	Houston	W	38-3
2003	Nov. 9	Cincinnati	W	34-27
2005	Oct. 2	Cincinnati	W	16-10
2008	Oct. 26	Houston	L	6-35
2009	Oct. 18	Cincinnati	L	17-28
2011	Dec. 11	Cincinnati	L	19-20
	Jan. 7	Houston*	L	10-31
2012	Jan. 5	Houston*	L	13-19

\*AFC Wild Card Playoff

**INDIANAPOLIS COLTS**

Colts lead regular-season series, 16-10-0

Colts lead postseason series, 1-0

(Colts franchise in Baltimore prior to 1984)

YEAR	DATE	SITE	W-L	SCORE
1970	Dec. 26	Baltimore**	L	0-17
1972	Nov. 19	Cincinnati	L	19-20
1974	Nov. 3	Baltimore	W	24-14
1976	Sept. 19	Baltimore	L	27-28
1979	Nov. 4	Baltimore	L	28-38
1980	Dec. 7	Cincinnati	W	34-33
1981	Oct. 11	Baltimore	W	41-19
1982	Dec. 5	Baltimore	W	20-17
1983	Oct. 2	Cincinnati	L	31-34
1987	Sept. 13	Indianapolis	W	23-21
1989	Oct. 22	Cincinnati	L	12-23
1990	Nov. 25	Cincinnati	L	20-34
1992	Dec. 27	Cincinnati	L	17-21
1993	Sept. 12	Cincinnati	L	6-9
1994	Nov. 20	Cincinnati	L	13-17
1995	Sept. 3	Indianapolis	W (OT)	24-21
1996	Dec. 22	Cincinnati	W	31-24
1997	Nov. 9	Indianapolis	W	28-13
1998	Dec. 13	Indianapolis	L	26-39
1999	Oct. 24	Indianapolis	L	10-31
2002	Oct. 6	Indianapolis	L	21-28
2005	Nov. 20	Cincinnati	L	37-45
2006	Dec. 18	Indianapolis	L	16-34
2008	Dec. 7	Indianapolis	L	3-35
2010	Nov. 14	Indianapolis	L	17-23
2011	Oct. 16	Cincinnati	W	27-17
2013	Dec. 8	Cincinnati	W	42-28

\*\*AFC Divisional Playoff

**JACKSONVILLE JAGUARS**

Jaguars lead regular-season series, 11-8-0

YEAR	DATE	SITE	W-L	SCORE
1995	Sept. 10	Cincinnati	W	24-17
	Nov. 26	Jacksonville	W	17-13
1996	Oct. 27	Cincinnati	W	28-21
	Dec. 1	Jacksonville	L	27-30
1997	Oct. 5	Jacksonville	L	13-21
	Nov. 23	Cincinnati	W	31-26
1998	Nov. 8	Jacksonville	L	11-24
	Nov. 29	Cincinnati	L	17-34
1999	Oct. 31	Cincinnati	L	10-41
	Jan. 2	Jacksonville	L	7-24
2000	Sept. 17	Jacksonville	L	0-13
	Dec. 17	Cincinnati	W	17-14
2001	Nov. 11	Jacksonville	L	13-30
	Dec. 9	Cincinnati	L	10-14
2002	Dec. 15	Cincinnati	L	15-29
2005	Oct. 9	Jacksonville	L	20-23
2008	Nov. 2	Cincinnati	W	21-19
2011	Oct. 9	Jacksonville	W	30-20
2012	Sept. 30	Jacksonville	W	27-10

**KANSAS CITY CHIEFS**

Chiefs lead regular-season series, 14-13-0

YEAR	DATE	SITE	W-L	SCORE
1968	Oct. 13	Kansas City	L	3-13
	Nov. 10	Cincinnati	L	9-16
1969	Sept. 28	Cincinnati	W	24-19
	Oct. 26	Kansas City	L	22-42
1970	Oct. 18	Cincinnati	L	19-27
1972	Oct. 15	Kansas City	W	23-16
1973	Oct. 21	Cincinnati	W	14-6
1974	Nov. 24	Cincinnati	W	33-6
1976	Nov. 21	Kansas City	W	27-24
1977	Dec. 4	Kansas City	W	27-7
1978	Sept. 3	Cincinnati	L	23-24
1979	Oct. 7	Cincinnati	L	7-10
1980	Nov. 30	Kansas City	W	20-6
1983	Nov. 13	Kansas City	L	15-20
1984	Sept. 9	Cincinnati	L	22-27
1986	Sept. 7	Kansas City	L	14-24
1987	Dec. 6	Cincinnati	W (OT)	30-27
1988	Nov. 13	Kansas City	L	28-31
1989	Oct. 1	Kansas City	W	21-17
1993	Oct. 10	Kansas City	L	15-17
2003	Nov. 16	Cincinnati	W	24-19
2005	Jan. 1	Kansas City	L	3-37
2006	Sept. 10	Kansas City	W	23-10
2007	Oct. 14	Kansas City	L	20-27
2008	Dec. 28	Cincinnati	W	16-6
2009	Dec. 27	Cincinnati	W	17-10
2012	Nov. 18	Kansas City	W	28-6

**MIAMI DOLPHINS**

Dolphins lead regular-season series, 15-5-0

Dolphins lead postseason series, 1-0

YEAR	DATE	SITE	W-L	SCORE
1968	Oct. 20	Cincinnati	L	22-24
	Nov. 17	Miami	W	38-21
1969	Sept. 14	Cincinnati	W	27-21
1971	Oct. 10	Cincinnati	L	13-23
1973	Dec. 23	Miami**	L	16-34
1974	Dec. 2	Miami	L	3-24
1977	Nov. 20	Cincinnati	W	23-17
1978	Oct. 9	Miami	L	0-21
1980	Sept. 14	Miami	L	16-17
1982	Oct. 3	Cincinnati	CANCELED	
1983	Nov. 28	Miami	L	14-38
1987	Nov. 8	Cincinnati	L	14-20
1989	Oct. 15	Cincinnati	L	13-20
1991	Dec. 9	Miami	L	13-37
1994	Oct. 2	Cincinnati	L	7-23
1995	Oct. 1	Cincinnati	L	23-26
2000	Oct. 1	Cincinnati	L	16-31
2004	Sept. 19	Cincinnati	W	16-13
2007	Dec. 30	Miami	W	38-25
2010	Oct. 31	Cincinnati	L	14-22
2012	Oct. 7	Cincinnati	L	13-17
2013	Oct. 31	Miami	L (OT)	20-22

\*\*AFC Divisional Playoff

**MINNESOTA VIKINGS**

Regular-season series tied, 6-6-0

YEAR	DATE	SITE	W-L	SCORE
1973	Dec. 2	Cincinnati	W	27-0
1977	Nov. 13	Minnesota	L	10-42
1980	Oct. 19	Cincinnati	W	14-0
1983	Dec. 17	Minnesota	L	14-20
1986	Nov. 23	Cincinnati	W	24-20
1989	Dec. 25	Minnesota	L	21-29
1992	Sept. 27	Cincinnati	L	7-42
1995	Dec. 24	Cincinnati	W	27-24
1998	Nov. 15	Minnesota	L	3-24
2005	Sept. 18	Cincinnati	W	37-8
2009	Dec. 13	Minnesota	L	10-30
2013	Dec. 22	Cincinnati	W	42-14

**NEW ENGLAND PATRIOTS**

Patriots lead regular-season series, 14-9-0

(Patriots franchise in Boston prior to 1971)

YEAR	DATE	SITE	W-L	SCORE
1968	Dec. 1	Boston	L	14-33
1969	Nov. 16	Cincinnati	L	14-25
1970	Dec. 20	Cincinnati	W	45-7
1972	Sept. 17	New England	W	31-7
1975	Oct. 12	Cincinnati	W	27-10
1978	Oct. 15	Cincinnati	L	3-10
1979	Sept. 16	Cincinnati	L	14-20
1982	Oct. 10	New England	CANCELED	
1984	Oct. 14	New England	L	14-20
1985	Dec. 22	New England	L	23-34
1986	Dec. 7	New England	W	31-7
1988	Oct. 16	New England	L	21-27
1990	Sept. 23	Cincinnati	W	41-7
1991	Dec. 22	Cincinnati	W	29-7
1992	Dec. 20	Cincinnati	W	20-10
1993	Dec. 12	New England	L	2-7
1994	Sept. 18	Cincinnati	L	28-31
2000	Nov. 19	New England	L	13-16
2001	Sept. 9	Cincinnati	W	23-17
2004	Dec. 12	New England	L	28-35
2006	Oct. 1	Cincinnati	L	13-38
2007	Oct. 1	Cincinnati	L	13-34
2010	Sept. 12	New England	L	24-38
2013	Oct. 6	Cincinnati	W	13-6

**NEW ORLEANS SAINTS**

Regular-season series tied, 6-6-0

YEAR	DATE	SITE	W-L	SCORE
1970	Nov. 29	Cincinnati	W	26-6
1975	Sept. 28	New Orleans	W	21-0
1978	Sept. 24	Cincinnati	L	18-20
1981	Oct. 25	New Orleans	L	7-17
1984	Dec. 9	New Orleans	W	24-21
1987	Dec. 20	Cincinnati	L	24-41
1990	Nov. 4	Cincinnati	L	7-21
1993	Jan. 2	New Orleans	L	13-20
1996	Sept. 15	Cincinnati	W	30-15
2002	Dec. 22	Cincinnati	W	20-13
2006	Nov. 19	New Orleans	W	31-16
2010	Dec. 5	Cincinnati	L	30-34

**N.Y. GIANTS**

Giants lead regular-season series, 6-3-0

YEAR	DATE	SITE	W-L	SCORE
1972	Dec. 3	Cincinnati	W	13-10
1977	Nov. 27	Cincinnati	W	30-13
1982	Oct. 17	New York	CANCELED	
1985	Oct. 13	Cincinnati	W	35-30
1991	Dec. 1	Cincinnati	W	27-24
1994	Dec. 11	New York	L	20-27
1997	Oct. 26	New York	L	27-29
2004	Dec. 26	Cincinnati	W	23-22
2008	Sept. 21	New York	L (OT)	23-26
2012	Nov. 11	Cincinnati	W	31-13

**N.Y. JETS**

Jets lead regular-season series, 15-8-0

Jets lead postseason series, 2-0

YEAR	DATE	SITE	W-L	SCORE
1968	Dec. 8	New York	L	14-27
1969	Oct. 12	Cincinnati	L	7-21
	Nov. 23	New York	L	7-40
1971	Dec. 19	New York	L	21-35
1973	Nov. 18	Cincinnati	W	20-14
1976	Dec. 12	New York	W	42-3
1981	Sept. 13	New York	W	31-30
1982	Jan. 9	Cincinnati+	L	17-44
1984	Sept. 16	New York	L	23-43
1985	Oct. 6	Cincinnati	L	20-29
1986	Dec. 21	Cincinnati	W	52-21
1987	Nov. 29	New York	L	20-27
1988	Oct. 9	Cincinnati	W	36-19
1990	Sept. 9	Cincinnati	W	25-20
1992	Nov. 15	New York	L	14-17
1993	Nov. 21	New York	L	12-17
1997	Sept. 28	Cincinnati	L	14-31
2001	Dec. 16	New York	L	14-15
2004	Sept. 12	New York	L	24-31
2007	Oct. 21	Cincinnati	W	38-31
2008	Oct. 12	New York	L	14-26
2009	Jan. 3	New York	L	0-37
	Jan. 9	Cincinnati*	L	14-24
2010	Nov. 25	New York	L	10-26
2013	Oct. 27	Cincinnati	W	49-9

+AFC First-Round Playoff; \*AFC Wild Card Playoff

**OAKLAND RAIDERS**

Raiders lead regular-season series, 18-9-0

Raiders lead postseason series, 2-0

(Raiders franchise in Los Angeles from 1982-94)

YEAR	DATE	SITE	W-L	SCORE
1968	Oct. 27	Oakland	L	10-31
	Nov. 24	Cincinnati	L	0-34
1969	Nov. 2	Cincinnati	W	31-17
	Dec. 7	Oakland	L	17-37
1970	Sept. 20	Cincinnati	W	31-21
1971	Oct. 24	Oakland	L	27-31
1972	Nov. 12	Cincinnati	L	14-20
1974	Oct. 20	Oakland	L	27-30
1975	Oct. 19	Cincinnati	W	14-10
	Dec. 28	Oakland**	L	28-31
1976	Dec. 6	Oakland	L	20-35
1978	Nov. 13	Cincinnati	L	21-34
1980	Nov. 9	Oakland	L	17-28
1982	Nov. 28	Cincinnati	W	31-17
1983	Sept. 4	Cincinnati	L	10-20
1985	Nov. 17	Los Angeles	L	6-13
1988	Oct. 2	Los Angeles	W	45-21
1989	Nov. 5	Los Angeles	L	7-28
1990	Dec. 16	Los Angeles	L	7-24
	Jan. 13	Los Angeles**	L	10-20
1991	Nov. 24	Cincinnati	L	14-38
1992	Sept. 13	Cincinnati	W (OT)	24-21
1993	Nov. 28	Cincinnati	W	16-10
1995	Nov. 5	Cincinnati	L	17-20
1998	Oct. 25	Oakland	L	10-27
2003	Sept. 14	Oakland	L	20-23
2006	Dec. 10	Cincinnati	W	27-10
2009	Nov. 22	Oakland	L	17-20
2012	Nov. 25	Cincinnati	W	34-10
**AFC Divisional Playoff				



(All-time results — by opponents, cont.)

1990	Nov. 18	Cincinnati	W	27-3
	Dec. 2	Pittsburgh	W	16-12
1991	Nov. 10	Cincinnati	L (OT)	27-33
	Dec. 15	Pittsburgh	L	10-17
1992	Oct. 19	Pittsburgh	L	0-20
	Nov. 29	Cincinnati	L	9-21
1993	Sept. 19	Pittsburgh	L	7-34
	Nov. 7	Cincinnati	L	16-24
1994	Oct. 16	Pittsburgh	L	10-14
	Dec. 4	Cincinnati	L	15-38
1995	Oct. 19	Pittsburgh	W	27-9
	Nov. 19	Cincinnati	L	31-49
1996	Oct. 13	Pittsburgh	L	10-20
	Nov. 10	Cincinnati	W	34-24
1997	Oct. 19	Cincinnati	L	10-26
	Nov. 16	Pittsburgh	L	3-20
1998	Oct. 11	Cincinnati	W	25-20
	Dec. 20	Pittsburgh	W	25-24
1999	Oct. 17	Cincinnati	L	3-17
	Nov. 28	Pittsburgh	W	27-20
2000	Oct. 15	Pittsburgh	L	0-15
	Nov. 26	Cincinnati	L	28-48
2001	Oct. 7	Pittsburgh	L	7-16
	Dec. 30	Cincinnati	W (OT)	26-23
2002	Oct. 13	Cincinnati	L	7-34
	Nov. 24	Pittsburgh	L	21-29
2003	Sept. 21	Cincinnati	L	10-17
	Nov. 30	Pittsburgh	W	24-20
2004	Oct. 3	Pittsburgh	L	17-28
	Nov. 21	Cincinnati	L	14-19
2005	Oct. 23	Cincinnati	L	13-27
	Dec. 4	Pittsburgh	W	38-31
	Jan. 8	Cincinnati*	L	17-31
2006	Sept. 24	Pittsburgh	W	28-20
	Dec. 31	Cincinnati	L (OT)	17-23
2007	Oct. 28	Cincinnati	L	13-24
	Dec. 2	Pittsburgh	L	10-24
2008	Oct. 19	Cincinnati	L	10-38
	Nov. 20	Pittsburgh	L	10-27
2009	Sept. 27	Cincinnati	W	23-20
	Nov. 15	Pittsburgh	W	18-12
2010	Nov. 8	Cincinnati	L	21-27
	Dec. 12	Pittsburgh	L	7-23
2011	Nov. 13	Cincinnati	L	17-24
	Dec. 4	Pittsburgh	L	7-35
2012	Oct. 21	Cincinnati	L	17-24
	Dec. 23	Pittsburgh	W	13-10
2013	Sept. 16	Cincinnati	W	20-10
	Dec. 15	Pittsburgh	L	20-30

\*AFC Wild Card Playoff

ST. LOUIS RAMS

Bengals lead regular-season series, 7-5-0  
(Rams franchise in Los Angeles prior to 1995)

YEAR	DATE	SITE	W-L	SCORE
1972	Oct. 22	Los Angeles	L	12-15
1976	Nov. 8	Cincinnati	W	20-12
1978	Dec. 11	Los Angeles	W	20-19
1981	Nov. 15	Cincinnati	W	24-10
1984	Sept. 23	Cincinnati	L	14-24
1987	Sept. 27	Los Angeles	CANCELED	
1990	Oct. 7	Los Angeles	W (OT)	34-31
1993	Dec. 19	Cincinnati	W	15-3
1996	Sept. 1	St. Louis	L	16-26
1999	Oct. 3	Cincinnati	L	10-38
2003	Dec. 21	St. Louis	L	10-27
2007	Dec. 9	Cincinnati	W	19-10
2011	Dec. 18	St. Louis	W	20-13

SAN DIEGO CHARGERS

Chargers lead regular-season series, 19-13-0  
Postseason series tied, 1-1

YEAR	DATE	SITE	W-L	SCORE
1968	Sept. 6	San Diego	L	13-29
	Sept. 29	Cincinnati	L	10-31
1969	Sept. 21	Cincinnati	W	34-20
	Oct. 4	San Diego	L	14-21
1970	Dec. 6	San Diego	W	17-14
1971	Nov. 28	Cincinnati	W	31-0
1973	Sept. 30	San Diego	W	20-13
1974	Sept. 22	Cincinnati	L	17-20
1975	Dec. 21	Cincinnati	W	47-17
1977	Oct. 2	San Diego	L	3-24
1978	Nov. 5	San Diego	L	13-22
1979	Nov. 11	Cincinnati	L	24-26
1980	Nov. 2	Cincinnati	L	14-31
	Nov. 8	San Diego	W	40-17
	Jan. 10	Cincinnati***	W	27-7
1982	Dec. 20	San Diego	L	34-50
1985	Sept. 22	Cincinnati	L	41-44
1987	Oct. 4	Cincinnati	L	9-10
1988	Dec. 4	Cincinnati	W	27-10
1990	Sept. 16	San Diego	W	21-16
1992	Dec. 13	San Diego	L	10-27
1994	Sept. 11	San Diego	L	10-27
1996	Sept. 8	San Diego	L	14-27
1997	Nov. 2	Cincinnati	W	38-31
1999	Sept. 19	Cincinnati	L	7-34
2001	Sept. 30	San Diego	L	14-28
2002	Sept. 8	Cincinnati	L	6-34
2003	Nov. 23	San Diego	W	34-27
2006	Nov. 12	Cincinnati	L	41-49
2009	Dec. 20	San Diego	L	24-27
2010	Dec. 26	Cincinnati	W	34-20
2012	Dec. 2	San Diego	W	20-13
2013	Dec. 1	San Diego	W	17-10
	Jan. 5	Cincinnati*	L	10-27

\*AFC Wild Card Playoff; \*\*AFC Championship

SAN FRANCISCO 49ERS

49ers lead regular-season series, 9-3-0  
49ers lead postseason series, 2-0

YEAR	DATE	SITE	W-L	SCORE
1974	Sept. 29	San Francisco	W	21-3
1978	Oct. 1	San Francisco	L	12-28
1981	Dec. 6	Cincinnati	L	3-21
	Jan. 24	Pontiac, Mich.#	L	21-26
1984	Nov. 4	San Francisco	L	17-23
1987	Sept. 20	Cincinnati	L	26-27
1988	Jan. 22	Miami ##	L	16-20
1990	Dec. 9	Cincinnati	L (OT)	17-20
1993	Dec. 5	San Francisco	L	8-21
1996	Oct. 20	San Francisco	L	21-28
1999	Dec. 5	Cincinnati	W	44-30
2003	Dec. 14	Cincinnati	W	41-38
2007	Dec. 15	San Francisco	L	13-20
2011	Sept. 25	Cincinnati	L	8-13

#Super Bowl XVI; ##Super Bowl XXIII

SEATTLE SEAHAWKS

Regular-season series tied, 9-9-0  
Bengals lead postseason series, 1-0

YEAR	DATE	SITE	W-L	SCORE
1977	Sept. 25	Cincinnati	W	42-20
1981	Sept. 6	Cincinnati	W	27-21
1982	Dec. 26	Cincinnati	W	24-10
1984	Nov. 18	Cincinnati	L	6-26
1985	Sept. 8	Cincinnati	L	24-28
1986	Nov. 16	Cincinnati	W	34-7
1987	Oct. 11	Seattle	W	17-10
1988	Dec. 31	Cincinnati**	W	21-13
1989	Dec. 10	Cincinnati	L	17-24
1990	Oct. 1	Seattle	L	16-31
1991	Oct. 6	Cincinnati	L	7-13
1992	Sept. 6	Seattle	W	21-3
1993	Sept. 26	Cincinnati	L	10-19
1994	Nov. 6	Seattle	W (OT)	20-17
1995	Sept. 17	Seattle	L	21-24
1999	Nov. 7	Seattle	L	20-37
2003	Oct. 26	Cincinnati	W	27-24
2007	Sept. 23	Seattle	L	21-24
2011	Oct. 30	Seattle	W	34-12

\*\*AFC Divisional Playoff

TAMPA BAY BUCCANEERS

Buccaneers lead regular-season series, 7-3-0

YEAR	DATE	SITE	W-L	SCORE
1976	Oct. 10	Cincinnati	W	21-0
1980	Sept. 7	Cincinnati	L	12-17
1983	Sept. 25	Tampa Bay	W	23-17
1989	Oct. 29	Cincinnati	W	56-23
1995	Oct. 8	Tampa Bay	L	16-19
1998	Dec. 27	Cincinnati	L	0-35
2001	Dec. 2	Cincinnati	L (OT)	13-16
2002	Sept. 29	Cincinnati	L	7-35
2006	Oct. 15	Tampa Bay	L	13-14
2010	Oct. 10	Cincinnati	L	21-24

TENNESSEE TITANS

Titans lead regular-season series, 39-32-1

Bengals lead postseason series, 1-0

(Titans franchise in Houston prior to 1997  
and known as Oilers prior to 1999)

YEAR	DATE	SITE	W-L	SCORE
1968	Nov. 3	Cincinnati	L	17-27
1969	Nov. 9	Houston	T	31-31
1970	Oct. 4	Cincinnati	L	13-20
	Dec. 13	Houston	W	30-20
1971	Oct. 31	Houston	L	6-10
	Nov. 21	Cincinnati	W	28-13
1972	Oct. 29	Cincinnati	W	30-7
	Dec. 17	Houston	W	61-17
1973	Sept. 23	Cincinnati	W	24-10
	Dec. 16	Houston	W	27-24/1974
	Oct. 27	Cincinnati	L	21-34
	Nov. 17	Houston	L	3-20
1975	Oct. 5	Houston	W	21-19
	Nov. 30	Cincinnati	W	23-19
1976	Oct. 24	Houston	W	27-7
	Nov. 14	Cincinnati	W	31-27
1977	Oct. 30	Cincinnati	W (OT)	13-10
	Dec. 18	Houston	L	16-21
1978	Oct. 29	Cincinnati	W	28-13
	Nov. 26	Houston	L	10-17
1979	Sept. 23	Cincinnati	L (OT)	27-30
	Nov. 18	Houston	L	21-42

1980	Sept. 28	Cincinnati	L	10-13
	Oct. 26	Houston	L	3-23
1981	Oct. 4	Houston	L	10-17
	Nov. 1	Cincinnati	W	34-21
1982	Sept. 12	Cincinnati	W	27-6
	Jan. 2	Houston	W	35-27
1983	Nov. 6	Houston	W	55-14
	Nov. 20	Cincinnati	W	38-10
1984	Oct. 7	Cincinnati	W	13-3
	Oct. 28	Houston	W	31-13
1985	Oct. 20	Houston	L	27-44
	Dec. 1	Cincinnati	W	45-27
1986	Oct. 19	Cincinnati	W	31-28
	Nov. 9	Houston	L	28-32
1987	Nov. 1	Cincinnati	L	29-31
	Dec. 27	Houston	L	17-21
1988	Oct. 23	Cincinnati	W	44-21
	Dec. 11	Houston	L	6-41
1989	Nov. 13	Houston	L	24-26
	Dec. 17	Cincinnati	W	61-7
1990	Oct. 14	Houston	L	17-48
	Dec. 23	Cincinnati	W	40-20
	Jan. 6	Cincinnati*	W	41-14
1991	Sept. 8	Cincinnati	L	7-30
	Oct. 27	Houston	L	3-35
1992	Oct. 11	Cincinnati	L	24-38
	Oct. 25	Houston	L	10-26
1993	Oct. 24	Houston	L	12-28
	Nov. 14	Cincinnati	L	3-38
1994	Sept. 25	Houston	L	13-20
	Nov. 13	Cincinnati	W	34-31
1995	Sept. 24	Cincinnati	L	28-38
	Nov. 12	Houston	W	32-25
1996	Oct. 6	Cincinnati	L (OT)	27-30
	Dec. 15	Houston	W	21-13
1997	Oct. 12	Tennessee	L	7-30
	Dec. 4	Cincinnati	W	41-14
1998	Sept. 6	Cincinnati	L	14-23
	Oct. 18	Tennessee	L	14-44
1999	Sept. 12	Tennessee	L	35-36
	Nov. 14	Cincinnati	L	14-24
2000	Oct. 8	Cincinnati	L	14-23
	Dec. 10	Tennessee	L	3-35
2001	Nov. 18	Cincinnati	L	7-20
	Jan. 6	Tennessee	W	23-21
2002	Oct. 27	Cincinnati	L	24-30
2004	Oct. 31	Tennessee	L	20-27
2005	Oct. 16	Tennessee	W	31-23
2007	Nov. 25	Cincinnati	W	35-6
2008	Sept. 14	Cincinnati	L	7-24
2011	Nov. 6	Tennessee	W	24-17

\*AFC Wild Card Playoff

WASHINGTON REDSKINS

Bengals lead regular-season series, 5-4-0

YEAR	DATE	SITE	W-L	SCORE
1970	Oct. 25	Washington	L	0-20
1974	Oct. 6	Cincinnati	W	28-17
1979	Dec. 9	Washington	L	14-28
1982	Nov. 7	Cincinnati	CANCELED	
1985	Dec. 15	Washington	L	24-27
1988	Dec. 17	Cincinnati	W (OT)	20-17
1991	Sept. 22	Cincinnati	L	27-34
2004	Nov. 14	Washington	W	17-10
2008	Dec. 14	Cincinnati	W	20-13
2012	Sept. 23	Washington	W	38-31

ALL-TIME PRESEASON RESULTS — VS. 2014 PRESEASON OPPONENTS

GAME 1

KANSAS CITY CHIEFS

Chiefs lead preseason series, 7-0-0

YEAR	DATE	SITE	SCORE
1968	Aug. 3	Cincinnati	L, 14-38
1969	Aug. 16	Jackson, Miss.	L, 7-23
1982	Aug. 13	Kansas City	L, 20-26
1983	Aug. 6	Cincinnati	L, 7-24
1985	Aug. 10	Cincinnati	L, 27-35
1986	Aug. 9	Kansas City	L, 0-20
1988	Aug. 6	Kansas City	L, 21-34

GAME 2

N.Y. JETS

Jets lead preseason series, 5-4-0

YEAR	DATE	SITE	SCORE
1968	Aug. 30	Memphis, Tenn.	W, 13-9
1983	Aug. 18	Cincinnati	L, 17-20 (OT)
1984	Aug. 4	N.Y. Jets	W, 21-15
1985	Aug. 17	Cincinnati	W, 24-20
1986	Aug. 16	N.Y. Jets	L, 17-28
1995	Aug. 25	Cincinnati	L, 24-30
2003	Aug. 10	N.Y. Jets	L, 13-28
2011	Aug. 21	N.Y. Jets	L, 7-27
2012	Aug. 10	Cincinnati	W, 17-6

GAME 3

ARIZONA CARDINALS

Preseason series tied, 2-2-0

YEAR	DATE	SITE	SCORE
1970	Aug. 22	St. Louis	L, 20-41
1971	Aug. 28	Cincinnati	W, 22-21
1977	Aug. 27	St. Louis	W, 33-9
1996	Aug. 10	Arizona	L, 10-13

# COACHING HISTORY

## HEAD COACHES

REGULAR SEASON				
SEASON	COACH	W	L	T PCT.
1968	Paul Brown	3	11	0 .214
1969	Paul Brown	4	9	1 .308
1970-x	Paul Brown	8	6	0 .571
1971	Paul Brown	4	10	0 .286
1972	Paul Brown	8	6	0 .571
1973-x	Paul Brown	10	4	0 .714
1974	Paul Brown	7	7	0 .500
1975-y	Paul Brown	11	3	0 .786
1976	Bill Johnson	10	4	0 .714
1977	Bill Johnson	8	6	0 .571
1978	Bill Johnson	0	5	0 .000
	Homer Rice	4	7	0 .364
1979	Homer Rice	4	12	0 .250
1980	Forrest Gregg	6	10	0 .375
1981-x, z	Forrest Gregg	12	4	0 .750
1982-z	Forrest Gregg	7	2	0 .778
1983	Forrest Gregg	7	9	0 .438
1984	Sam Wyche	8	8	0 .500
1985	Sam Wyche	7	9	0 .438
1986	Sam Wyche	10	6	0 .625
1987	Sam Wyche	4	11	0 .267
1988-x, z	Sam Wyche	12	4	0 .750
1989	Sam Wyche	8	8	0 .500
1990-x	Sam Wyche	9	7	0 .563
1991	Sam Wyche	3	13	0 .188
1992	Dave Shula	5	11	0 .313
1993	Dave Shula	3	13	0 .188
1994	Dave Shula	3	13	0 .188
1995	Dave Shula	7	9	0 .438
1996	Dave Shula	1	6	0 .143
	Bruce Coslet	7	2	0 .778
1997	Bruce Coslet	7	9	0 .438
1998	Bruce Coslet	3	13	0 .188
1999	Bruce Coslet	4	12	0 .250
2000	Bruce Coslet	0	3	0 .000
	Dick LeBeau	4	9	0 .308
2001	Dick LeBeau	6	10	0 .375
2002	Dick LeBeau	2	14	0 .125
2003	Marvin Lewis	8	8	0 .500
2004	Marvin Lewis	8	8	0 .500
2005-**	Marvin Lewis	11	5	0 .688
2006	Marvin Lewis	8	8	0 .500

2007	Marvin Lewis	7	9	0 .438
2008	Marvin Lewis	4	11	1 .281
2009-**	Marvin Lewis	10	6	0 .625
2010	Marvin Lewis	4	12	0 .250
2011-y	Marvin Lewis	9	7	0 .563
2012-y	Marvin Lewis	10	6	0 .625
2013-**	Marvin Lewis	11	5	0 .688

TOTALS 316 390 2 .447

x-AFC Central Division Champion

y-Wild Card Playoff Qualifier

z-AFC Champions

\*AFC Super Bowl Tournament Qualifier

\*\*AFC North Division Champion

## POSTSEASON


SEASON	COACH	W	L	T PCT.
1970	Paul Brown	0	1	.000
1973	Paul Brown	0	1	.000
1975	Paul Brown	0	1	.000
1981	Forrest Gregg	2	1	.667
1982	Forrest Gregg	0	1	.000
1988	Sam Wyche	2	1	.667
1990	Sam Wyche	1	1	.500
2005	Marvin Lewis	0	1	.000
2009	Marvin Lewis	0	1	.000
2011	Marvin Lewis	0	1	.000
2012	Marvin Lewis	0	1	.000
2013	Marvin Lewis	0	1	.000

TOTALS 5 12 .294

## HEAD COACHES BY ERA

Marvin Lewis became the ninth head coach of the Bengals on January 14, 2003. Here are Bengals coaches' records, including playoff games:

SEASONS	COACH	RECORD	PCT.
1968-75	Paul Brown	55-59-1	.482
1976-78	Bill Johnson	18-15-0	.545
1978-79	Homer Rice	8-19-0	.296
1980-83	Forrest Gregg	34-27-0	.557
1984-91	Sam Wyche	64-68-0	.485
1992-96	Dave Shula	19-52-0	.268
1996-2000	Bruce Coslet	21-39-0	.350
2000-02	Dick LeBeau	12-33-0	.267
2003-13	Marvin Lewis	90-90-1	.500



Head coach Paul Brown is carried off the field on Dec. 20, 1970, following a 45-7 win over the Boston Patriots at Riverfront Stadium. The win clinched a playoff berth for the three-year-old Bengals franchise. At the time, no other team had reached the playoffs so early in its history.

## ASSISTANT COACHES

\*NOTE: Coaches noted with asterisks also have served as Bengals head coaches

NAME	COLLEGE	SEASONS
Alexander, Paul	Cortland State	1994-2013
Anderson, Jim	Cal-Western	1984-2012
Anderson, Ken	Augustana (Ill.)	1993-2002
Bass, Tom	San Jose State	1968-69
Bible, Dana	Cincinnati	1990-92
Braden, Marv	Southwest Missouri State	1990-94
Bratkowski, Bob	Washington State	2001-10
Bresnahan, Chuck	Navy	2004-07
Brinker, Howard	Miami (Ohio)	1974-79
Bullough, Hank	Michigan State	1980-83
Carrier, Mark	Southern California	2012-13
Caskey, Kyle	Texas A&M	2010-13
Cioffi, Louie	C.W. Post	1997-2010
Coombs, Brayden	Miami (Ohio)	2012-13
Coslet, Bruce*	Pacific	1981-89, '94-96
Costello, Vince	Ohio	1969-73
Coyle, Kevin	Massachusetts	2001-11
DePaul, Bobby	Maryland	1994-96
Donaldson, Jack	Ohio State	1969-77
Dowler, Boyd	Colorado	1976-79
Duffner, Mark	College of William & Mary	1997-2002
Faragalli, Joe	Villanova	1984
FitzGerald, Jeff	Oregon State	2008-11
Forzano, Rick	Kent State	1968
Frazier, Leslie	Alcorn State	2003-04

Friday, Jeff	Wisconsin-Milwaukee	2010-13
Gansz, Frank	Navy	1979-80
Garrett, John	Princeton	1995-98, 2001-02
Grudden, Jay	Louisville	2011-13
Guenther, Paul	Ursinus	2005-13
Haluchak, Mike	Southern California	1992-93
Hayes, Jay	Idaho	2003-13
Hayes, Jonathan	Iowa	2003-13
Holman, Rodney	Tulane	2001-02
Horton, Ray	Washington	1997-2001
Hunley, Ricky	Arizona	2003-07
Infante, Lindy	Florida	1980-82
Jackson, Hue	Pacific	2004-06, '12-13
Johnson, Bill*	Texas A&M	1968-75, '85-90
Karmelowicz, Bob	Bridgeport	1992-93
Krumrie, Tim	Wisconsin	1995-2002
LeBeau, Dick*	Ohio State	1980-91, '97-2000
Lippincott, David	Dayton	2011-13
Lynn, Ron	Mount Union	1992-93
McCormack, Mike	Kansas	1976-79
McNally, Jim	Buffalo	1980-94
Meeks, Ron	Arkansas State	1992-96
Modzelewski, Dick	Maryland	1979-83
Moeller, Gary	Ohio State	1995-96
Mooshagian, Steve	Fresno State	1999-2002
Morton, Chip	North Carolina	2003-13
Oliver, Ray	Ohio State	2004-09
Pascale, Joe	Connecticut	1994-96
Peccatiello, Larry	College of William & Mary	1994-96

Perry, Darren	Penn State	2002
Pope, Mike	Lenoir-Rhyne	1992-93
Rice, Homer*	Centre College	1978
Roberts, Al	Washington	1997-2002
Sefcik, George	Notre Dame	1978-83
Selcer, Dick	Notre Dame	1984-91
Sheppard, Mike	Cal Lutheran	2007-10
Shula, Dave*	Dartmouth	1991
Shultz, Kurtis	Maryland	2003
Simmons, Darrin	Kansas	2003-13
Smouse, Frank	Youngstown State	1968
Stock, Mike	Northwestern	1987-91
Studley, Chuck	Illinois	1969-78, '89-91
Surace, Bob	Princeton	2002-09
Urban, James	Washington & Lee	2011-13
Urbanik, Bill	Ohio State	1984-88
Verducci, Frank	Seton Hall	1999-2001
Walsh, Bill	San Jose State	1968-75
Walters, Trent	Indiana	1984
Weber, Chuck	West Chester State College	1970-75
Wessel, Joe	Florida State	1994-96
Williamson, Richard	Alabama	1992-94
Winner, Charley	Southeast Missouri	1976-79
Wood, Alex	Iowa	2003
Wood, Kim	Wisconsin	1975-2002
Wylie, Bob	Colorado	1997-98
Zampese, Ken	San Diego	2003-13
Zimmer, Adam	Trinity University (Texas)	2013
Zimmer, Mike	Illinois State	2008-13

## YEAR-BY-YEAR COACHING STAFFS

1968

## HEAD COACH — PAUL BROWN

Tom Bass.....	Defensive Backfield
Jack Donaldson.....	Defensive Line
Rick Forzano.....	Offensive Backfield
Bill Johnson.....	Offensive Line
Frank Smouse.....	Linebackers
Bill Walsh.....	Offensive Ends

1969

## HEAD COACH — PAUL BROWN

Tom Bass.....	Defensive Coordinator/ Defensive Backfield
Vince Costello.....	Linebackers
Jack Donaldson.....	Offensive Backfield
Bill Johnson.....	Offensive Line
Chuck Studley.....	Defensive Line
Bill Walsh.....	Receivers

1970

## HEAD COACH — PAUL BROWN

Vince Costello.....	Linebackers
Jack Donaldson.....	Offensive Backfield
Bill Johnson.....	Offensive Line
Chuck Studley.....	Defensive Line
Bill Walsh.....	Receivers
Chuck Weber.....	Defensive Coordinator/ Defensive Backfield

1971

## HEAD COACH — PAUL BROWN

Vince Costello.....	Linebackers
Jack Donaldson.....	Offensive Backfield
Bill Johnson.....	Offensive Line
Chuck Studley.....	Defensive Line
Bill Walsh.....	Receivers/Quarterbacks
Chuck Weber.....	Defensive Coordinator/ Defensive Backfield

1972

## HEAD COACH — PAUL BROWN

Vince Costello.....	Linebackers
Jack Donaldson.....	Offensive Backfield
Bill Johnson.....	Offensive Line
Chuck Studley.....	Defensive Line
Bill Walsh.....	Receivers/Quarterbacks
Chuck Weber.....	Defensive Coordinator/ Defensive Backfield

1973

## HEAD COACH — PAUL BROWN

Vince Costello.....	Linebackers
Jack Donaldson.....	Offensive Backfield
Bill Johnson.....	Offensive Line
Chuck Studley.....	Defensive Line
Bill Walsh.....	Receivers/Quarterbacks
Chuck Weber.....	Defensive Coordinator/ Defensive Backfield

1974

## HEAD COACH — PAUL BROWN

Howard Brinker.....	Linebackers
Jack Donaldson.....	Offensive Backfield
Bill Johnson.....	Offensive Line
Chuck Studley.....	Defensive Line
Bill Walsh.....	Receivers/Quarterbacks
Chuck Weber.....	Defensive Coordinator/ Defensive Backfield

1975

## HEAD COACH — PAUL BROWN\*

Howard Brinker.....	Linebackers
Jack Donaldson.....	Offensive Backfield
Bill Johnson.....	Offensive Line
Chuck Studley.....	Defensive Line
Bill Walsh.....	Receivers/Quarterbacks
Chuck Weber.....	Defensive Backfield
Kim Wood.....	Strength

\*Retired after 1975 season.

1976

## HEAD COACH — BILL JOHNSON

Howard Brinker.....	Defensive Coordinator
Jack Donaldson.....	Offensive Backfield
Boyd Dowler.....	Quarterbacks/Receivers
Mike McCormack.....	Offensive Line
Chuck Studley.....	Defensive Line
Charley Winner.....	Defensive Backfield
Kim Wood.....	Strength

1977

## HEAD COACH — BILL JOHNSON

Howard Brinker.....	Defensive Coordinator/Linebackers
Jack Donaldson.....	Offensive Backfield
Boyd Dowler.....	Quarterbacks/Receivers
Mike McCormack.....	Offensive Line
Chuck Studley.....	Defensive Line
Charley Winner.....	Defensive Backfield
Kim Wood.....	Strength

1978

HEAD COACHES — BILL JOHNSON\*  
AND HOMER RICE\*\*

Howard Brinker.....	Defensive Coordinator/Linebackers
Boyd Dowler.....	Receivers
Mike McCormack.....	Offensive Line
Homer Rice**.....	Quarterbacks
George Sefcik.....	Offensive backfield
Chuck Studley.....	Defensive Line
Charley Winner.....	Defensive Backfield
Kim Wood.....	Strength

\*Resigned after Game 5.

\*\*Was Quarterbacks Coach for Games 1-5 and Head Coach for Games 6-16.

1979

## HEAD COACH — HOMER RICE

Howard Brinker.....	Defensive Coordinator/Linebackers
Boyd Dowler.....	Receivers
Frank Gansz.....	Special Teams
Mike McCormack.....	Offensive Line
Dick Modzelewski.....	Defensive Line
George Sefcik.....	Offensive Backfield
Charley Winner.....	Defensive Backfield
Kim Wood.....	Strength

1980

## HEAD COACH — FORREST GREGG

Hank Bullough.....	Defensive Coordinator/Linebackers
Frank Gansz.....	Special Teams/Tight Ends
Lindy Infante.....	Receivers/Quarterbacks
Dick LeBeau.....	Defensive Backfield
Jim McNally.....	Offensive Line
Dick Modzelewski.....	Defensive Line
George Sefcik.....	Offensive Backfield
Kim Wood.....	Strength

1981

## HEAD COACH — FORREST GREGG

Hank Bullough.....	Defensive Coordinator/Linebackers
Bruce Coslet.....	Special Teams/Tight Ends
Lindy Infante.....	Receivers/Quarterbacks
Dick LeBeau.....	Defensive Backfield
Jim McNally.....	Offensive Line
Dick Modzelewski.....	Defensive Line
George Sefcik.....	Offensive Backfield
Kim Wood.....	Strength

1982

## HEAD COACH — FORREST GREGG

Hank Bullough.....	Defensive Coordinator/Linebackers
Bruce Coslet.....	Special Teams/Tight Ends
Lindy Infante.....	Offensive Coordinator
Dick LeBeau.....	Defensive Backfield
Jim McNally.....	Offensive Line
Dick Modzelewski.....	Defensive Line
George Sefcik.....	Offensive Backfield
Kim Wood.....	Strength

1983

## HEAD COACH — FORREST GREGG

Hank Bullough.....	Defensive Coordinator/Linebackers
Bruce Coslet.....	Receivers/Quarterbacks
Dick LeBeau.....	Defensive Backfield
Jim McNally.....	Offensive Line
Dick Modzelewski.....	Defensive Line
George Sefcik.....	Offensive Backfield
Kim Wood.....	Strength

1984

## HEAD COACH — SAM WYCHE

Jim Anderson.....	Running Backs
Bruce Coslet.....	Wide Receivers
Joe Faragalli.....	Quarterbacks/Tight Ends
Dick LeBeau.....	Defensive Coordinator
Jim McNally.....	Offensive Line
Dick Selcer.....	Linebackers
Bill Urbanik.....	Defensive Line
Trent Walters.....	Defensive Backfield
Kim Wood.....	Strength

1985

## HEAD COACH — SAM WYCHE

Jim Anderson.....	Running Backs
Bruce Coslet.....	Wide Receivers
Bill Johnson.....	Tight Ends
Dick LeBeau.....	Defensive Coordinator
Jim McNally.....	Offensive Line
Dick Selcer.....	Linebackers
Bill Urbanik.....	Defensive Line
Kim Wood.....	Strength

1986

## HEAD COACH — SAM WYCHE

Jim Anderson.....	Running Backs
Bruce Coslet.....	Offensive Coordinator
Bill Johnson.....	Tight Ends
Dick LeBeau.....	Defensive Coordinator
Jim McNally.....	Offensive Line
Dick Selcer.....	Linebackers
Bill Urbanik.....	Defensive Line
Kim Wood.....	Strength

1987

## HEAD COACH — SAM WYCHE

Jim Anderson.....	Running Backs
Bruce Coslet.....	Offensive Coordinator
Bill Johnson.....	Tight Ends
Dick LeBeau.....	Defensive Coordinator
Jim McNally.....	Offensive Line
Dick Selcer.....	Linebackers
Mike Stock.....	Special Teams
Bill Urbanik.....	Defensive Line
Kim Wood.....	Strength

1988

## HEAD COACH — SAM WYCHE

Jim Anderson.....	Running Backs
Bruce Coslet.....	Offensive Coordinator
Bill Johnson.....	Tight Ends
Dick LeBeau.....	Defensive Coordinator
Jim McNally.....	Offensive Line
Dick Selcer.....	Linebackers
Mike Stock.....	Special Teams
Bill Urbanik.....	Defensive Line
Kim Wood.....	Strength

1989

## HEAD COACH — SAM WYCHE

Jim Anderson.....	Running Backs
Bruce Coslet.....	Offensive Coordinator
Bill Johnson.....	Tight Ends
Dick LeBeau.....	Defensive Coordinator
Jim McNally.....	Offensive Line
Dick Selcer.....	Linebackers
Mike Stock.....	Special Teams
Chuck Studley.....	Defensive Line
Kim Wood.....	Strength

1990

## HEAD COACH — SAM WYCHE

Jim Anderson.....	Running Backs
Dana Bible.....	Quarterbacks
Marv Braden.....	Special Teams
Bill Johnson.....	Tight Ends
Dick LeBeau.....	Defensive Coordinator
Jim McNally.....	Offensive Line
Dick Selcer.....	Linebackers
Mike Stock.....	Receivers
Chuck Studley.....	Defensive Line
Kim Wood.....	Strength

1991

## HEAD COACH — SAM WYCHE

Jim Anderson.....	Running Backs
Dana Bible.....	Quarterbacks
Marv Braden.....	Special Teams
Dick LeBeau.....	Defensive Coordinator
Jim McNally.....	Offensive Line
Dick Selcer.....	Linebackers
Dave Shula.....	Wide receivers
Mike Stock.....	Tight Ends
Chuck Studley.....	Defensive Line
Kim Wood.....	Strength

1992

## HEAD COACH — DAVE SHULA

Jim Anderson.....	Running Backs
Dana Bible.....	Quarterbacks
Marv Braden.....	Special Teams
Mike Haluchak.....	Linebackers
Bob Karmelowicz.....	Defensive line
Ron Lynn.....	Defensive Coordinator
Jim McNally.....	Offensive Line
Ron Meeks.....	Defensive Backfield
Mike Pope.....	Tight Ends
Richard Williamson.....	Wide Receivers
Kim Wood.....	Strength

1993

## HEAD COACH — DAVE SHULA

Jim Anderson.....	Running Backs
Ken Anderson.....	Quarterbacks
Marv Braden.....	Special Teams
Mike Haluchak.....	Linebackers
Bob Karmelowicz.....	Defensive Line
Ron Lynn.....	Defensive Coordinator
Jim McNally.....	Offensive Line
Ron Meeks.....	Defensive Backfield
Mike Pope.....	Offensive Coordinator/Tight Ends
Richard Williamson.....	Wide Receivers
Kim Wood.....	Strength

1994

## HEAD COACH — DAVE SHULA

Paul Alexander.....	Tight Ends
Jim Anderson.....	Running Backs
Ken Anderson.....	Quarterbacks
Marv Braden.....	Special Teams
Bruce Coslet.....	Offensive Coordinator
Bobby DePaul.....	Defensive Assistant
Jim McNally.....	Offensive Line
Ron Meeks.....	Defensive Backfield
Joe Pascale.....	Linebackers
Larry Peccatiello.....	Defensive Coordinator
Joe Wessel.....	Defensive Line
Richard Williamson.....	Wide Receivers
Kim Wood.....	Strength

1995

## HEAD COACH — DAVE SHULA

Paul Alexander.....	Offensive Line
Jim Anderson.....	Running Backs
Ken Anderson.....	Quarterbacks
Bruce Coslet.....	Offensive Coordinator
Bobby DePaul.....	Defensive Line
John Garrett.....	Offensive Assistant/Wide Receivers
Tim Krumrie.....	Defensive Assistant
Ron Meeks.....	Defensive Backfield
Gary Moeller.....	Tight Ends
Joe Pascale.....	Linebackers
Larry Peccatiello.....	Defensive Coordinator
Joe Wessel.....	Special Teams
Kim Wood.....	Strength and Conditioning

1996

HEAD COACHES — DAVE SHULA\*  
AND BRUCE COSLET\*\*

Paul Alexander.....	Offensive Line
Jim Anderson.....	Running Backs
Ken Anderson***.....	Quarterbacks
Bruce Coslet**.....	Offensive Coordinator
Bobby DePaul.....	Staff Assistant
John Garrett.....	Wide Receivers
Tim Krumrie.....	Defensive Line
Ron Meeks.....	Defensive Backfield
Gary Moeller.....	Tight Ends
Joe Pascale.....	Linebackers
Larry Peccatiello.....	Defensive Coordinator
Joe Wessel.....	Special Teams
Kim Wood.....	Strength and Conditioning

\*Released after Game 7.

\*\*Was Offensive Coordinator for Game 1-7 and Head Coach for Games 8-16.

\*\*\*Was Quarterbacks Coach for Games 1-7 and Offensive Coordinator for Games 8-16.

1997

## HEAD COACH — BRUCE COSLET

Paul Alexander.....	Offensive Line
Jim Anderson.....	Running Backs
Ken Anderson.....	Offensive Coordinator
Louie Cioffi.....	Defensive Staff Assistant
Mark Duffner.....	Linebackers
John Garrett.....	Offensive Staff Assistant
Ray Horton.....	Defensive Backs
Tim Krumrie.....	Defensive Line
Dick LeBeau.....	Assistant Head Coach/ Defensive Coordinator
Al Roberts.....	Special Teams
Kim Wood.....	Strength and Conditioning
Bob Wylie.....	Tight Ends

1998

## HEAD COACH — BRUCE COSLET

Paul Alexander.....	Offensive Line
Jim Anderson.....	Running Backs
Ken Anderson.....	Offensive Coordinator
Louie Cioffi.....	Defensive Staff Assistant
Mark Duffner.....	Linebackers
John Garrett.....	Offensive Staff Assistant
Ray Horton.....	Defensive Backs
Tim Krumrie.....	Defensive Line
Dick LeBeau.....	Assistant Head Coach/ Defensive Coordinator
Al Roberts.....	Special Teams
Kim Wood.....	Strength and Conditioning
Bob Wylie.....	Tight Ends



**1999****HEAD COACH — BRUCE COSLET**

Paul Alexander	..... Offensive Line
Jim Anderson	..... Running Backs
Ken Anderson	..... Offensive Coordinator
Louie Cioffi	..... Defensive Staff Assistant
Mark Duffner	..... Linebackers
Ray Horton	..... Defensive Backs
Tim Krumrie	..... Defensive Line
Dick LeBeau	..... Assistant Head Coach/ ..... Defensive Coordinator
Steve Mooshagian	..... Wide Receivers
Al Roberts	..... Special Teams
Frank Verducci	..... Tight Ends
Kim Wood	..... Strength and Conditioning

**2000****HEAD COACHES — BRUCE COSLET\*  
AND DICK LeBEAU\*\***

Paul Alexander	..... Offensive Line
Jim Anderson	..... Running Backs
Ken Anderson	..... Offensive Coordinator
Louie Cioffi	..... Defensive Staff Assistant
Mark Duffner	..... Linebackers
Ray Horton	..... Defensive Backs
Tim Krumrie	..... Defensive Line
Dick LeBeau**	..... Assistant Head Coach/ ..... Defensive Coordinator
Steve Mooshagian	..... Wide Receivers
Al Roberts	..... Special Teams
Frank Verducci	..... Tight Ends
Kim Wood	..... Strength and Conditioning
<i>*Resigned after Game 3.</i>	
<i>**Was Assistant Head Coach/Defensive Coordinator for Games 1-3 and Head Coach for Games 4-16.</i>	

**2001****HEAD COACH — DICK LeBEAU**

Paul Alexander	..... Offensive Line
Jim Anderson	..... Running Backs
Ken Anderson	..... Quarterbacks
Bob Bratkowski	..... Offensive Coordinator
Louie Cioffi	..... Defensive Assistant
Kevin Coyle	..... Cornerbacks
Mark Duffner	..... Defensive Coordinator/Linebackers
John Garrett	..... Offensive Assistant
Rodney Holman	..... Strength and Conditioning ..... Assistant
Ray Horton	..... Safeties
Tim Krumrie	..... Defensive Line
Steve Mooshagian	..... Wide Receivers
Al Roberts	..... Special Teams
Frank Verducci	..... Tight Ends
Kim Wood	..... Strength and Conditioning

**2002****HEAD COACH — DICK LeBEAU**

Paul Alexander	..... Offensive Line
Jim Anderson	..... Running Backs
Ken Anderson	..... Quarterbacks
Bob Bratkowski	..... Offensive Coordinator
Louie Cioffi	..... Defensive Assistant
Kevin Coyle	..... Cornerbacks
Mark Duffner	..... Defensive Coordinator/Linebackers
John Garrett	..... Tight Ends
Rodney Holman	..... Strength and Conditioning ..... Assistant
Tim Krumrie	..... Defensive Line
Steve Mooshagian	..... Wide Receivers
Darren Perry	..... Safeties
Al Roberts	..... Special Teams
Bob Surace	..... Offensive Assistant
Kim Wood	..... Strength and Conditioning

**2003****HEAD COACH — MARVIN LEWIS**

Paul Alexander	..... Assistant Head Coach/ ..... Offensive Line
Jim Anderson	..... Running Backs
Bob Bratkowski	..... Offensive Coordinator
Louie Cioffi	..... Assistant Defensive Backs
Kevin Coyle	..... Defensive Backs
Leslie Frazier	..... Defensive Coordinator
Jay Hayes	..... Defensive Line
Jonathan Hayes	..... Tight Ends
Ricky Hunley	..... Linebackers
Chip Morton	..... Strength and Conditioning
Kurtis Shultz	..... Assistant Strength and Conditioning
Darrin Simmons	..... Special Teams
Bob Surace	..... Offensive Assistant
Alex Wood	..... Wide Receivers
Ken Zampese	..... Quarterbacks

**2004****HEAD COACH — MARVIN LEWIS**

Paul Alexander	..... Assistant Head Coach/ ..... Offensive Line
Jim Anderson	..... Running Backs
Bob Bratkowski	..... Offensive Coordinator
Chuck Bresnahan	..... Assistant
Louie Cioffi	..... Assistant Defensive Backs
Kevin Coyle	..... Defensive Backs
Leslie Frazier	..... Defensive Coordinator
Jay Hayes	..... Defensive Line
Jonathan Hayes	..... Tight Ends
Ricky Hunley	..... Linebackers
Hue Jackson	..... Wide Receivers
Chip Morton	..... Strength and Conditioning
Ray Oliver	..... Assistant Strength and Conditioning
Darrin Simmons	..... Special Teams
Bob Surace	..... Assistant Offensive Line
Ken Zampese	..... Quarterbacks

**2005****HEAD COACH — MARVIN LEWIS**

Paul Alexander	..... Assistant Head Coach/ ..... Offensive Line
Jim Anderson	..... Running Backs
Bob Bratkowski	..... Offensive Coordinator
Chuck Bresnahan	..... Defensive Coordinator
Louie Cioffi	..... Assistant Defensive Backs
Kevin Coyle	..... Defensive Backs
Paul Guenther	..... Staff Assistant
Jay Hayes	..... Defensive Line
Jonathan Hayes	..... Tight Ends
Ricky Hunley	..... Linebackers
Hue Jackson	..... Wide Receivers
Chip Morton	..... Strength and Conditioning
Ray Oliver	..... Assistant Strength and Conditioning
Darrin Simmons	..... Special Teams
Bob Surace	..... Assistant Offensive Line
Ken Zampese	..... Quarterbacks

**2006****HEAD COACH — MARVIN LEWIS**

Paul Alexander	..... Assistant Head Coach/ ..... Offensive Line
Jim Anderson	..... Running Backs
Bob Bratkowski	..... Offensive Coordinator
Chuck Bresnahan	..... Defensive Coordinator
Louie Cioffi	..... Assistant Defensive Backs
Kevin Coyle	..... Defensive Backs
Paul Guenther	..... Assistant Special Teams/ ..... Assistant Linebackers
Jay Hayes	..... Defensive Line
Jonathan Hayes	..... Tight Ends
Ricky Hunley	..... Linebackers
Hue Jackson	..... Wide Receivers
Chip Morton	..... Strength and Conditioning
Ray Oliver	..... Assistant Strength and Conditioning
Darrin Simmons	..... Special Teams
Bob Surace	..... Assistant Offensive Line
Ken Zampese	..... Quarterbacks

**2007****HEAD COACH — MARVIN LEWIS**

Paul Alexander	..... Assistant Head Coach/ ..... Offensive Line
Jim Anderson	..... Running Backs
Bob Bratkowski	..... Offensive Coordinator
Chuck Bresnahan	..... Defensive Coordinator
Louie Cioffi	..... Assistant Defensive Backs
Kevin Coyle	..... Defensive Backs
Paul Guenther	..... Assistant Special Teams/ ..... Assistant Linebackers
Jay Hayes	..... Defensive Line
Jonathan Hayes	..... Tight Ends
Ricky Hunley	..... Linebackers
Chip Morton	..... Strength and Conditioning
Ray Oliver	..... Assistant Strength and Conditioning
Mike Sheppard	..... Wide Receivers
Darrin Simmons	..... Special Teams
Bob Surace	..... Assistant Offensive Line
Ken Zampese	..... Quarterbacks

**2008****HEAD COACH — MARVIN LEWIS**

Paul Alexander	..... Assistant Head Coach/ ..... Offensive Line
Jim Anderson	..... Running Backs
Bob Bratkowski	..... Offensive Coordinator
Louie Cioffi	..... Assistant Defensive Backs
Kevin Coyle	..... Defensive Backs
Jeff FitzGerald	..... Linebackers
Paul Guenther	..... Assistant Special Teams/ ..... Assistant Linebackers
Jay Hayes	..... Defensive Line
Jonathan Hayes	..... Tight Ends
Chip Morton	..... Strength and Conditioning
Ray Oliver	..... Associate Strength and Conditioning
Mike Sheppard	..... Wide Receivers
Darrin Simmons	..... Special Teams
Bob Surace	..... Assistant Offensive Line
Ken Zampese	..... Quarterbacks
Mike Zimmer	..... Defensive Coordinator

**2009****HEAD COACH — MARVIN LEWIS**

Paul Alexander	..... Assistant Head Coach/ ..... Offensive Line
Jim Anderson	..... Running Backs
Bob Bratkowski	..... Offensive Coordinator
Louie Cioffi	..... Assistant Defensive Backs
Kevin Coyle	..... Defensive Backs
Jeff FitzGerald	..... Linebackers
Paul Guenther	..... Assistant Special Teams/ ..... Assistant Linebackers
Jay Hayes	..... Defensive Line
Jonathan Hayes	..... Tight Ends
Chip Morton	..... Strength and Conditioning
Ray Oliver	..... Associate Strength and Conditioning
Mike Sheppard	..... Wide Receivers
Darrin Simmons	..... Special Teams
Bob Surace	..... Assistant Offensive Line
Ken Zampese	..... Quarterbacks
Mike Zimmer	..... Defensive Coordinator

**2010****HEAD COACH — MARVIN LEWIS**

Paul Alexander	..... Assistant Head Coach/ ..... Offensive Line
Jim Anderson	..... Running Backs
Bob Bratkowski	..... Offensive Coordinator
Kyle Caskey	..... Offensive Quality Control
Louie Cioffi	..... Assistant Defensive Backs
Kevin Coyle	..... Defensive Backs
Jeff FitzGerald	..... Linebackers
Jeff Friday	..... Assistant Strength and Conditioning
Paul Guenther	..... Assistant Special Teams/ ..... Assistant Linebackers
Jay Hayes	..... Defensive Line
Jonathan Hayes	..... Tight Ends
Chip Morton	..... Strength and Conditioning
Mike Sheppard	..... Wide Receivers
Darrin Simmons	..... Special Teams
Ken Zampese	..... Quarterbacks
Mike Zimmer	..... Defensive Coordinator

**2011****HEAD COACH — MARVIN LEWIS**

Paul Alexander	..... Assistant Head Coach/ ..... Offensive Line
Jim Anderson	..... Running Backs
Kyle Caskey	..... Offensive Quality Control
Kevin Coyle	..... Defensive Backs
Jeff FitzGerald	..... Linebackers
Jeff Friday	..... Assistant Strength and Conditioning
Jay Gruden	..... Offensive Coordinator
Paul Guenther	..... Assistant Defensive Backs/ ..... Assistant Special Teams
Jay Hayes	..... Defensive Line
Jonathan Hayes	..... Tight Ends
David Lippincott	..... Defensive Quality Control
Chip Morton	..... Strength and Conditioning
Darrin Simmons	..... Special Teams
James Urban	..... Wide Receivers
Ken Zampese	..... Quarterbacks
Mike Zimmer	..... Defensive Coordinator

**2012****HEAD COACH — MARVIN LEWIS**

Paul Alexander	..... Assistant Head Coach/ ..... Offensive Line
Jim Anderson	..... Running Backs
Mark Carrier	..... Defensive Backs
Kyle Caskey	..... Offensive Quality Control/ ..... Assistant Offensive Line
Brayden Coombs	..... Offensive Assistant
Jeff Friday	..... Assistant Strength and Conditioning
Jay Gruden	..... Offensive Coordinator
Paul Guenther	..... Linebackers
Jay Hayes	..... Defensive Line
Jonathan Hayes	..... Tight Ends
Hue Jackson	..... Assistant Special Teams/ ..... Assistant Defensive Backs
David Lippincott	..... Defensive Quality Control/ ..... Assistant Linebackers
Chip Morton	..... Strength and Conditioning
Darrin Simmons	..... Special Teams
James Urban	..... Wide Receivers
Ken Zampese	..... Quarterbacks
Mike Zimmer	..... Defensive Coordinator

**2013****HEAD COACH — MARVIN LEWIS**

Paul Alexander	..... Assistant Head Coach/ ..... Offensive Line
Mark Carrier	..... Defensive Backs
Kyle Caskey	..... Assistant Offensive Line/ ..... Quality Control
Brayden Coombs	..... Assistant Special Teams/ ..... Quality Control
Jeff Friday	..... Assistant Strength and Conditioning
Jay Gruden	..... Offensive Coordinator
Paul Guenther	..... Linebackers
Jay Hayes	..... Defensive Line
Jonathan Hayes	..... Tight Ends
Hue Jackson	..... Special Assistant to the Head Coach/ ..... Running Backs
David Lippincott	..... Assistant Linebackers/ ..... Quality Control
Chip Morton	..... Strength and Conditioning
Darrin Simmons	..... Special Teams Coordinator
James Urban	..... Wide Receivers
Ken Zampese	..... Quarterbacks
Adam Zimmer	..... Assistant Defensive Backs
Mike Zimmer	..... Defensive Coordinator

# PLAYER HISTORY

## ALL-TIME ROSTER

To be eligible for the all-time roster, a player must have been in uniform for at least one regular-season or postseason game, or spent a minimum of four games on the roster (including inactive status). A player who qualifies at any point under these guidelines also will be credited for seasons in which he was on a reserve list but did not play or dress for a game. Players who spend time on a reserve list but have never played or dressed for a game do not qualify for the all-time roster. The Practice Squad does not qualify.

— A —			
NO.	NAME	POS.	YRS. COLLEGE
53	Abdullah, Khalid	LB	'03-04 Mars Hill
46	Adams, Blue	CB	'07 Cincinnati
52	Adams, Doug	LB	'71-74 Ohio State
95	Adams, Sam	DT	'06 Texas A&M
90	Adeyanju, Victor	DE	'10 Indiana
40	Alexander, Charles	HB-FB	'79-85 Louisiana State
82	Alexis, Alton	WR	'80 Tulane
25	Allen, Jason	CB	'12 Tennessee
33	Ambrose, Ashley	CB	'96-98 Mississippi Valley St.
89	Amsler, Martin	DE	'70 Evansville
92	Anderson, Jamaal	DE	'12 Arkansas
31	Anderson, Jerry	S	'77 Oklahoma
14	Anderson, Ken	QB	'71-86 Augusta (Ill.)
71	Anderson, Willie	OT	'96-07 Auburn
79	Andrews, Stacy	G-OT	'04-08 Mississippi
78	Archer, Dan	OT	'68 Oregon
33	Armour, JoJuan	S-LB	'99-02 Miami (Ohio)
61	Aronson, Doug	G	'87 San Diego State
65	Arthur, Mike	C	'91-92 Texas A&M
96	Askew, Matthias	DT	'04-05 Michigan State
97	Atkins, Geno	DT	'10-13 Georgia
51	Avery, Ken	LB	'69-74 Southern Mississippi

— B —			
NO.	NAME	POS.	YRS. COLLEGE
85	Baccaglio, Martin	DE	'68-70 San Jose State
79	Bacon, Coy	DE	'76-77 Jackson State
10	Bahr, Chris	K	'76-79 Penn State
18	Bailey, Thomas	WR	'95 Auburn
42	Bail, Eric	FB-KOR	'89-94 UCLA
38	Banks, Estes	RB	'68 Colorado
90	Bankston, Michael	DE	'88 Sam Houston State
35	Barber, Chris	S	'87-89 North Carolina A&T
86	Barber, Mike	WR	'90-92 Marshall
53	Barker, Leo	LB	'84-91 New Mexico State
93	Barndt, Tom	DT	'00 Pittsburgh
38,35	Basnight, Michael	RB	'99-00 North Carolina A&T
84	Bass, Don	WR-TE	'78-81 Houston
89	Battaglia, Marco	TE	'96-01 Rutgers
31	Battle, Ralph	DB	'84 Jacksonville State
21	Bauman, Rashad	CB	'04-06 Oregon
23,49	Bean, Robert	CB	'00-01 Mississippi State
45	Beauchamp, Al	LB	'68-75 Southern
58	Beckett, Rogers	S	'03-04 Marshall
26	Bell, Leonard	S	'87 Indiana
40	Bell, Myron	S	'98-99 Michigan State
21	Benjamin, Ryan	RB	'93 Pacific
35	Bennett, Antoine	CB	'91-92 Florida A&M
16	Bennett, Ben	QB	'87 Duke
26	Bennett, Brandon	RB-KOR	'98-03 South Carolina
33	Bennett, Fred	CB	'10 South Carolina
32	Benson, Cedric	RB	'08-11 Texas
57	Bentley, Ray	LB	'92 Central Michigan
66	Bergey, Bill	LB	'69-73 Arkansas State
25	Bernard, Giovanni	RB	'13 North Carolina
82	Berry, Royce	DE	'69-75 Houston
79	Berthussen, Bill	DE	'87 Iowa State
21	Bieniemy, Eric	RB-KOR	'95-98 Colorado
24	Billups, Lewis	CB	'86-91 North Alabama
90	Bilukidi, Christo	DT	'13 Georgia State
85	Binns, Armon	WR	'12 Cincinnati
66	Blackman, Ken	G	'96-99 Illinois
37	Blackmon, Roosevelt	CB	'98-99 Morris Brown
56	Blackstock, Darryl	LB-DE	'08 Virginia
29	Blackwood, Lyle	S-PR	'73-75 Texas Christian
74	Blados, Brian	G-OT	'84-91 North Carolina
45	Blair, Michael	FB	'98 Ball State
8	Blake, Jeff	QB	'94-99 East Carolina
41	Body, Patrick	CB	'05 Toledo
53	Boley, Michael	LB	'13 Southern Mississippi
65	Boling, Clint	G	'11-13 Georgia
66	Booker, Vaughn	DE	'00-02 Cincinnati
32	Borders, Nate	S	'87 Indiana
61	Boyarsky, Jerry	NT	'82-85 Pittsburgh
85	Boyd, LaVell	WR	'00 Louisville
85	Brabham, Dan	LB	'68 Arkansas
60	Bradley, Chuck	OT	'93 Kentucky
55	Brady, Ed	LB-LS	'86-91 Illinois
74	Braham, Rich	C-G	'94-06 West Virginia
4	Bramlet, Casey	QB	'04 Wyoming
58	Braxton, David	LB	'94 Wake Forest
3,10	Breech, Jim	K	'80-92 California
34	Breedon, Louis	CB	'77-81 N. Carolina Central
18	Breen, Adrian	QB	'87 Morehead State
83	Brennan, Brian	WR	'92 Boston College
60	Brennan, Mike	OT	'90-91 Notre Dame
88	Brewer, Sean	TE	'01-02 San Jose State

10	Brice, Will	P	'99 Virginia
47	Brigh, Greg	S	'80-81 Morehead State
65	Briz, Darrick	C	'94-98 Oregon State
43	Brim, Mike	CB	'93-95 Virginia Union
50,55	Brooks, Ahmad	LB	'06-07 Virginia
82	Brooks, Billy	WR	'76-79 Oklahoma
27	Brooks, Greg	CB	'04-06 Southern Mississippi
21	Brooks, James	RB	'84-91 Auburn
33	Broussard, Steve	RB	'94 Washington State
75	Brown, Anthony	OT-G	'95-98 Utah
81	Brown, Bob	DT	'75-76 Arkansas AM&N
8	Brown, Eddie	WR	'85-91 Nebraska
3	Brown, Josh	K	'12 Nebraska
86	Brown, Ken	WR	'87 Southern Arkansas
80	Brown, Tom	WR	'87 Augustana (S.D.)
21	Browner, Jim	S	'79-80 Notre Dame
79	Browner, Ross	DE	'78-86 Notre Dame
72	Brumfield, Scott	G	'93-97 Brigham Young
52	Buchanan, Tim	LB	'69 Hawaii
99	Buck, Jason	DE	'87-90 Brigham Young
96	Buckner, Brentson	NT	'97 Clemson
89	Buie, Drew	WR	'72 Catawba
74	Bujnoch, Glenn	G	'76-82 Texas A&M
55	Buncom, Frank	LB	'68 Southern California
55	Burfit, Vontaze	LB	'12-13 Arizona State
28	Burk, Scott	S	'79 Oklahoma State
33	Burhead, Rex	RB	'13 Nebraska
67	Burley, Gary	DE	'75-83 Pittsburgh
38	Burns, Jason	RB	'95 Wisconsin
21	Burris, Jeff	CB	'02-03 Notre Dame
58	Bush, Blair	C	'78-82 Michigan State
88	Bush, Steve	TE-FB-LS	'97-00 Arizona State
36,40	Busing, John	S	'06-08 Miami (Ohio)
27	Bussey, Barney	S-KOR	'86-92 South Carolina State

— C —			
NO.	NAME	POS.	YRS. COLLEGE
68	Cadigan, Dave	G	'94 Southern California
87	Caldwell, Andre	WR-KOR	'08-11 Florida
50	Cameron, Glenn	LB	'75-85 Florida
64	Canale, Justin	G	'69 Mississippi State
34	Carey, Richard	CB	'89 Idaho
70	Carpenter, Ron	DT-DE	'70-76 North Carolina State
32	Carpenter, Ron	S	'93 Miami (Ohio)
86	Carroll, Wesley	WR	'93 Miami (Fla.)
45	Carter, Carl	CB	'90 Texas Tech
42	Carter, Chris	S	'00-01 Texas
32	Carter, Ki-Jana	RB	'95-99 Penn State
21	Carter, Tom	CB	'99-01 Notre Dame
11	Carter, Virgil	QB	'70-73 Brigham Young
37	Casanova, Tommy	S-PR	'72-77 Louisiana State
21	Castille, Simeon	CB	'08 Alabama
56	Catchings, Toney	LB	'87 Cincinnati
55	Chamberlin, Frank	LB	'03-'04 Boston College
72	Chambers, Kirk	OT	'10 Stanford
81	Chandler, Al	TE	'73-74 Oklahoma
24	Chapman, Clarence	CB	'80-81 Eastern Michigan
80	Charles, Orson	TE	'12-13 Georgia
83	Chalman, Antonio	WR-PR	'06-09 Cincinnati
91	Chevrier, Randy	LS	'01 McGill (Canada)
79	Chomyszak, Steve	DT-DE	'68-73 Syracuse
11	Christensen, Jeff	QB	'83 Eastern Illinois
57	Clark, Bernard	LB	'90-91 Miami (Fla.)
42,35	Clark, Boobie	FB	'73-78 Bethune-Cookman
11	Clark, Bryan	QB	'84 Michigan State
21	Clark, Rico	CB	'99 Louisville
11	Clark, Wayne	QB	'74 U.S. International
22	Clements, Nate	CB-S	'11-12 Ohio State
42	Clemons, Duane	DE	'03-05 California
86,46	Coats, Daniel	TE-FB	'07-10 Brigham Young
61	Coats, Tony	G	'99 Washington
24	Cobb, Marvin	S	'75-79 Southern California
89	Cobb, Mike	TE	'77 Michigan State
81	Cochart, Colin	TE	'11 South Dakota State
80	Coffman, Chase	TE	'09-10 Missouri
23	Coleman, Al	S	'69-71 Tennessee State
60	Coleman, Reggie	OT	'02 Tennessee
11	Coles, Laveranues	WR	'09 Florida State
55	Collins, Andre	LB	'95-97 Penn State
73	Collins, Anthony	OT	'08-13 Kansas
90	Collins, Gerald	LB	'95 Vanderbilt
76	Collins, Glen	DE	'82-85 Mississippi State
80	Collinsworth, Cris	WR	'81-88 Florida
38	Conley, Steve	RB	'72 Kansas
32	Conner, John	FB	'12 Kentucky
12	Cook, Greg	QB	'69-74 Cincinnati
64	Cook, Kyle	C	'08-13 Michigan State
92	Copeland, John	DE-DT	'93-00 Alabama
81	Corbett, Jim	TE	'77-80 Pittsburgh
76	Cornish, Frank	DT	'70 Grambling
12	Cosby, Quan	WR-PR	'09-10 Texas
88	Coslet, Bruce	TE	'69-76 Pacific
6	Costello, Brad	P	'98-99 Boston University
46,29	Cottrhan, Jeff	FB	'94-96 Ohio State
70	Cotton, Barney	G	'79 Nebraska
52	Cosino, Brad	LB	'75 Miami (Ohio)
4	Covington, Scott	QB	'99-01 Miami (Fla.)

10	Crabtree, Eric	WR	'69-71 Pittsburgh
34	Craig, Neal	S	'71-73 Fisk
42,33			
32	Crocker, Chris	S	'08-13 Marshall
60	Crummey, Andrew	C	'08 Maryland
72	Cupp, Keith	OT	'87 Findlay
98	Curtis, Canute	LB	'97-02 West Virginia
85	Curtis, Isaac	WR	'73-84 San Diego State

— D —			
NO.	NAME	POS.	YRS. COLLEGE
14	Dalton, Andy	QB	'11-13 Texas Christian
96	Davidson, Kenny	DE	'96 Louisiana State
26	Davis, Charlie	RB	'74-75 Colorado
31	Davis, Lee	CB	'85 Mississippi
21	Davis, Oliver	S	'81-82 Tennessee State
27	Davis, Ricky	S	'75 Alabama
35,25	Davis, Tony	RB-PR	'76-78 Nebraska
34	Dawson, Clifton	RB	'07 Harvard
93	DeAvala, Kiki	LB	'86-87 Texas
85	DeGraffenreid, Allen	WR	'93 Ohio State
50	DeLeon, Tom	G-C	'72-73 Ohio State
73	DeMarco, Brian	G	'99 Michigan State
63	Dennis, Guy	G	'69-72 Florida
74	Dennis, Mark	OT	'94 Illinois
56	DePaso, Tom	LB	'78 Penn State
51	Devlin, Chris	LB	'75-78 Penn State
34	Dillahunt, Ellis	S	'88 East Carolina
28	Dillon, Corey	RB	'97-03 Washington
51	DiManche, Jayson	LB	'13 Southern Illinois
38	Dingle, Mike	WR	'91-92 South Carolina
52,51	Dinkel, Tom	LB	'78-83, 85 Kansas
51	Dixon, Gerald	LB	'96-97 South Carolina
29	Dixon, Rickey	DB	'88-92 Oklahoma
66	Donahue, Mark	G	'78-79 Michigan
10	Dorsch, Travis	P-K	'02 Purdue
27	Dorsey, DeDe	RB	'07-08 Lindenwood
44	Doss, Mike	S	'08 Ohio State
76	Doughty, Mike	OT	'99-00 Notre Dame
67	Douglas, David	OT	'86-88 Tennessee
45	Douthard, Ty	RB	'97 Illinois
44	Dressler, Doug	RB	'70-74 Chico State
41	Duckett, Forey	DB	'94 Nevada-Reno
81	Dugans, Ron	WR	'00-02 Florida State
96	Dunlap, Carlos	DE	'10-13 Florida
80	Dunn, David	WR-KOR	'95-98 Fresno State
21	Dunn, Paul	RB	'70 U.S. International
29	Durko, Sandy	S	'70-72 Southern California
44	Dye, Tony	S	'12-13 UCLA
27	Dyer, Ken	S	'69-71 Arizona State

— E —			
NO.	NAME	POS.	YRS. COLLEGE
70	Eaddy, James	NT	'87 New York Tech
53,87			
41	Edmonds, Chris	LB-TE-FB	'01-03 West Virginia
73	Edwards, Eddie	DE-DT	'77-88 Miami (Fla.)
85	Eifert, Tyler	TE	'13 Notre Dame
36	Elliott, Lenvil	RB	'73-78 Northeast Missouri St.
59	Ely, Larry	LB	'70-71 Iowa
52	Elzey, Paul	LB	'68 Toledo
50	Erickson, Bernard	LB	'68 Abilene Christian
17	Ernst, Mike	QB	'73-74 Cal State-Fullerton
7	Esiason, Boomer	QB	'84-92, 97 Maryland

— F —			
NO.	NAME	POS.	YRS. COLLEGE
31	Fain, Richard	CB	'91 Florida
62	Faine, Jeff	C	'12 Notre Dame
63	Fairchild, Greg	G	'76-77 Tulsa
68	Fanene, Jonathan	DE-DT	'05-11 Utah
33	Farley, John	RB	'84 Cal State-Sacramento
83	Farmer, Danny	WR	'00-02 UCLA
96	Fears, Willie	DE	'87 Northwestern St. (La.)
44	Fenner, Derrick	FB	'92-94 North Carolina
72	Fest, Howard	G-OT	'68-75 Texas
25	Fisher, Charles	CB	'99-00 West Virginia
11	Fitzpatrick, Ryan	QB	'07-08 Harvard
52	Flaherty, Tom	LB	'87 Northwestern
25	Fletcher, Jamar	CB	'08 Wisconsin
71	Fletcher, John	G	'87 Texas A&I
95	Foley, Steve	LB	'98-02 Northeast Louisiana
67	Fontenot, Jerry	C	'04 Texas A&M
11	Ford, Mike	QB	'82 Southern Methodist
88	Foschi, J.P.	TE	'09-10 Georgia Tech
50	Francis, James	LB	'90-98 Baylor
39	Franklin, Pat	RB	'87 Southwest Texas St.
57	Frazier, Andre	LB	'06-07 Cincinnati
43	Frazier, Curt	CB	'68 Fresno State
49,58	Frazier, Guy	LB	'81-84 Wyoming
12	Frerotte, Gus	QB	'02 Tulsa
97	Frier, Mike	DE	'92-94 Appalachian State
47,83	Frisch, David	TE	'93-94 Colorado State
33	Fritts, Stan	RB	'75-76 North Carolina State
33	Fulcher, David	S	'86-92 Arizona State
17	Fulhage, Scott	P	'87-88 Kansas State
42	Fuller, Mike	S-PR	'81-82 Auburn



(Player history — all-time roster, continued)

— G —			
NO.	NAME	POS.	YRS.
18	Gallery, Jim.....	K	'89
48	Garrett, John.....	WR	'89
89	Garrett, Shane.....	WR-KOR	'91-92
11	Gaynor, Doug.....	QB	'86
91	Geathers, Robert.....	DE-LB	'04-13
26	Gehrke, Jack.....	WR	'69
89	George, Tim.....	WR	'73
21	Ghee, Brandon.....	CB	'10-13
53	Ghiaciuc, Eric.....	C	'05-08
48	Gibler, Andy.....	TE	'83
64	Gibson, Damon.....	WR-PR	'98
99	Gibson, Oliver.....	DT-NT	'99-03
95	Gilberry, Wallace.....	DE	'12-13
30	Gilliard, Cory.....	S	'97
64	Glass, Bill.....	G	'80
42	Glover, LaVar.....	CB	'02
63	Goff, Mike.....	G-OT-C	'98-03
58	Gordon, Alex.....	LB	'91-93
7	Gradowski, Bruce.....	QB	'11-12
33	Graham, Kenny.....	S	'70
41	Graham, Scottie.....	RB	'97
17	Graham, Shayne.....	K	'03-09
24	Grant, Alan.....	CB	'93
98	Grant, David.....	NT	'88-91
91	Granville, Billy.....	LB	'97-00
41	Graves, White.....	S	'68
18	Green, A.J.....	WR	'11-13
41	Green, Dave.....	P-K	'74-75
28	Green, Harold.....	RB	'90-95
18	Green, Skyler.....	WR	'07
42	Green-Ellis, BenJarvus.....	RB	'12-13
84	Gresham, Jermaine.....	TE	'10-13
45	Griffin, Archie.....	RB	'76-83
87	Griffin, Damon.....	WR-PR	'99-00
22	Griffin, James.....	S	'83-85
76	Griffin, Jim.....	DE	'68
44	Griffin, Ray.....	CB-KOR	'78-84
46	Groce, Cliff.....	FB	'99-00
28	Guillory, John.....	DB	'69-70
27	Gunn, Lance.....	S	'93
89	Gunner, Harry.....	DE	'68-69
62	Gutierrez, Brock.....	C-G	'96-02

— H —			
NO.	NAME	POS.	YRS.
45	Haddix, Wayne.....	CB	'91
35	Haffner, Mike.....	WR	'71
26	Hall, Cory.....	S	'99-02
29	Hall, Leon.....	CB	'07-13
88	Hamilton, Lawrence.....	WR	'03
71	Hammerstein, Mike.....	DE-NT	'86-90
66	Hannula, Jim.....	OT	'83
45,41	Hardy, Adrian.....	CB	'94-95
51	Hardy, Kevin.....	LB	'03-04
36	Hargrove, Jim.....	RB	'81
57	Harmon, Ed.....	LB	'69
96	Harrington, Chris.....	DE	'08
53	Harris, Bo.....	LB	'75-82
46	Harris, Clark.....	LS	'09-13
26	Harris, Jim.....	DB	'71
83	Harris, M.L.....	TE	'80-85
8	Harris, Nick.....	P	'01-03
95	Harris, Orien.....	DT	'08-09
92	Harrison, James.....	LB	'13
16	Hawkins, Andrew.....	WR	'11-13
27	Hawkins, Artrell.....	CB	'98-03
72	Hawkinson, Tanner.....	G	'13
98	Hayden, Nick.....	DT	'11
5	Hayes, Jeff.....	P	'86
69	Headrick, Sherrill.....	LB	'68
20	Hearst, Garrison.....	RB	'96
36	Heath, Jo-Jo.....	DB	'80
22	Heath, Rodney.....	CB	'99-01
34	Hebert, Kyries.....	S	'08-09
50	Henderson, Eric.....	DE-LB	'07-08
15	Henry, Chris.....	WR	'05-09
38	Henson, Champ.....	RB	'75
34	Herock, Ken.....	TE	'68
22	Herring, Kim.....	S	'04-05
34	Herron, Daniel.....	RB	'12
16	Hertel, Rob.....	QB	'78
56	Hibler, Mike.....	LB	'68
27	Hicks, Bryan.....	S	'80-84
49	Hill, Darius.....	TE	'09
84,19	Hill, Jeff.....	WR	'94-96
89	Hilliary, Ira.....	WR-PR	'87-89
98	Hinkle, George.....	DE	'93
58	Hobson, Victor.....	LB	'08
52	Hodge, Abdul.....	LB	'08-09
83	Holden, Steve.....	WR	'77
40	Hollifield, John.....	RB	'88-89
76	Holland, Vernon.....	OT	'71-79
12	Hollas, Donald.....	QB	'91-94
82	Holman, Rodney.....	TE	'82-92
16	Holt, Glenn.....	WR-KOR	'06-08
71	Horn, Rod.....	NT	'80-81
10	Horne, Greg.....	P	'87
20	Horton, Ray.....	CB	'83-88
84	Houshmandzadeh, T.J.....	WR-PR	'01-08

53	Howard, Thomas.....	LB	'11-12
20	Howard, Ty.....	CB	'99
71	Howe, Garry.....	NT	'93
10	Huber, Kevin.....	P	'09-13
60	Hudson, Otis.....	G	'11
85	Hundon, James.....	WR	'96-99
20	Hunt, Bobby.....	S	'68-69
31	Hunt, Gary.....	DB	'87
72	Hunt, Ron.....	OT	'76-78
99	Hunt, Margus.....	DE	'13

— I —			
NO.	NAME	POS.	YRS.
43	Iloka, George.....	S	'12-13
92	Inglis, Tim.....	LB	'87-88

— J —			
NO.	NAME	POS.	YRS.
23	Jackson, Bernard.....	S-CB-KOR	'72-76
28	Jackson, Dexter.....	S	'06-08
65	Jackson, John.....	OT	'00-01
95	Jackson, LaDairis.....	LB	'03-04
37	Jackson, Robert.....	S	'81-87, '89
80	Jackson, Willie.....	WR	'98-99
80	James, Lynn.....	WR	'90-91
20,26	James, Tory.....	CB	'03-06
30	Jaunon, Dick.....	S	'78-81
93,53	Jeanty, Rashad.....	LB	'06-09
57	Jefferson, Kevin.....	LB	'94-95
87	Jeffries, Curtis.....	TE	'87
84	Jenkins, Mike.....	WR	'97
23	Jennings, Kelly.....	CB	'11
25	Jennings, Ligarius.....	CB	'01-02
36	Jennings, Stanford.....	RB-KOR	'84-90
68	Jetton, Paul.....	C-G	'89-91
30	Johnson, Bill.....	RB	'85-87
54	Johnson, Bob.....	C	'68-79
59	Johnson, Brandon.....	LB	'08-11
85	Johnson, Chad (changed last name to Ochocinco in 2008; was known as Ochocinco from '08-11)	WR	'01-10
68,99	Johnson, Donnell.....	OT	'93
11	Johnson, Doug.....	QB	'06
19	Johnson, Essex.....	RB-PR-KOR	'68-75
39	Johnson, James.....	RB	'08
31,23	Johnson, Jeremi.....	FB	'03-09
29	Johnson, Jim.....	DB	'69
55	Johnson, John.....	LB	'94
8	Johnson, Josh.....	QB	'13
80	Johnson, Ken.....	DE	'71-77
59	Johnson, Landon.....	LB	'04-07
27	Johnson, Larry.....	RB	'09
11	Johnson, Lee.....	P-K	'88-98
43	Johnson, Mark.....	S	'87
93	Johnson, Michael.....	DE-LB	'09-13
46	Johnson, Pete.....	FB	'77-83
50	Johnson, Riall.....	LB	'01-03
32	Johnson, Rudi.....	RB	'01-07
99	Johnson, Tank.....	DT	'09-10
90	Johnson, Tim.....	DT	'96
78	Johnson, Walter.....	DT	'77
18	Joiner, Charlie.....	WR	'72-75
57	Jolitz, Evan.....	LB	'74
24	Jones, Adam.....	CB-PR	'10-13
32	Jones, Bob.....	S	'73-74
66	Jones, Dan.....	OT	'93-95
20	Jones, David.....	CB	'07-09
57	Jones, Dhani.....	LB	'07-10
44	Jones, Herana-Daze.....	S	'06-08
76	Jones, Levi.....	OT	'02-08
82	Jones, Marvin.....	WR	'12-13
25	Jones, Rod (Roderick).....	CB	'90-96
60	Jones, Rod (Rodrek).....	OT-G	'96-00
24	Jones, Roger.....	CB	'94-96
77	Jones, Scott.....	OT	'89, '91
74,78	Jones, Willie Lee.....	DT-DE	'68, '70-71
83	Jordan, Kevin.....	WR	'96
36	Joseph, James.....	RB	'95
22	Joseph, Johnathan.....	CB	'06-10
12	Joseph, Kerry.....	QB	'96
10	Justin, Paul.....	QB	'98

— K —			
NO.	NAME	POS.	YRS.
34	Kaesviharn, Kevin.....	S-CB	'01-06
62	Kalis, Todd.....	G	'95
84	Kattus, Eric.....	TE	'86-91
56	Keamey, Tim.....	LB	'72-74
29	Keaton, Curtis.....	RB-KOR	'00-01
44	Keeling, Rex.....	P	'68
24	Kellerman, Ernie.....	S	'72
77	Kelly, Bob.....	OT	'68
58	Kelly, Joe.....	LB	'86-89
87	Kelly, Mike.....	TE	'70-72
82	Kelly, Reggie.....	TE	'03-10
98	Kelly, Todd.....	DE	'95-96
26	Kemp, Bobby.....	S	'81-86
98	Kern, Don.....	TE	'84-85
43	Kilmer, Ethan.....	S	'06-08
65	Kindricks, Bill.....	DT	'68
47	King, Charlie.....	CB	'68-69
90	King, Emanuel.....	LB	'85-88
41	King, Joe.....	S	'91
28	Kinnebrew, Larry.....	FB	'83-87

— L —			
NO.	NAME	POS.	YRS.
55	Kirk, Randy.....	LB	'92-93
27	Kirkpatrick, Dre.....	CB	'12-13
3	Kilna, Jon.....	QB	'01-05
7,15	Klingler, David.....	QB	'92-95
71	Koch, Pete.....	DT	'84
50	Koegel, Vic.....	LB	'74
68	Kollar, Bill.....	DT	'74-76
75	Koosier, Scott.....	G-OT	'03-09
30	Kors, R.J.....	S	'93
64	Kozerski, Bruce.....	C-G-OT	'84-95
86	Kreider, Steve.....	WR	'79-86
6	Krenzel, Craig.....	QB	'05
15	Kresser, Eric.....	QB	'97-99
75	Krevis, Al.....	OT	'75
69	Krumrie, Tim.....	NT	'83-94
59	Kurnick, Howie.....	LB	'79-80

— M —			
NO.	NAME	POS.	YRS.
40	Lamb, Ron.....	RB	'68-71
59	Lamur, Emmanuel.....	LB	'12-13
94,58	Langford, Jevon.....	DE	'96-01
62	Lapham, Dave.....	G-C-OT	'74-83
19	Larson, Kyle.....	P	'04-08
83	Law, Dennis.....	WR-PR	'78
80	Lawrie, Nate.....	TE	'07-08
99	Lawson, Manny.....	LB	'11-12
68	Lawson, Steve.....	G	'71-72
55	LeClair, Jim.....	LB	'72-83
86	Lee, Donald.....	TE	'11
58	Leeuwenburg, Jay.....	G-C	'99
8	LeFevour, Dan.....	QB	'10
40	Leonard, Brian.....	RB	'09-12
52	Levels, Dwayne.....	LB	'03
88	Levenseller, Mike.....	WR	'79-80
15	Lewis, Dave.....	P-QB	'70-73
37	Lewis-Harris, Chris.....	CB	'12-13
77	Leyva, Victor.....	G-T	'01-03
75	Linn, Jack.....	G-OT	'93
62	Livingston, Dale.....	G	'08-11
11	Livingston, Dale.....	P-K	'68-69
52	Logan, James.....	LB	'95
29,23	Logan, Marc.....	RB	'87-88
30	Lofit, Anthony.....	CB	'97
30	Luchey, Nick (formerly Nick Williams)	FB/H-B	'99-02, '05
50	Luigs, Jonathan.....	C	'09
29	Lusby, Vaughn.....	CB-PR	'79
47	Lynch, Corey.....	S	'08
35	Lynch, James.....	FB	'04

— M —			
NO.	NAME	POS.	YRS.
34	Mack, Tremain.....	S-CB-KOR	'97-00
77	Maddox, Bob.....	DE	'74
47	Maidlow, Steve.....	LB	'83-84
96	Mallard, Josh.....	DE	'08
9	Manca, Massimo.....	K	'87
44	Manning, Aaron.....	CB	'87
95	Manning, Roy.....	LB	'07
58	Manos, Sam.....	C	'87
44	Manuel, Marquand.....	S	'02-03
22	Marsh, Curtis.....	CB	'13
83	Marshall, Ed.....	WR	'71
52	Marshall, Lemar.....	LB	'07
88	Martin, Mike.....	WR-PR-KOR	'83-89
98	Martin, Terrance.....	DT	'04
24	Mathias, Ric.....	CB	'98-99
66	Mathis, Evan.....	G	'08-10
57,52	Matlock, John.....	C	'68
73	Matson, Pat.....	G	'68-74
6	Matthews, Shane.....	QB	'03
58	Mauluga, Rey.....	LB	'09-13
36	Mauri, Reagan.....	FB	'08
96	Maxey, Curtis.....	NT	'88
50,58	Maxwell, Jim.....	LB	'07-08
10	Maxwell, Marcus.....	WR	'07-08
71	Mayes, Rufus.....	OT	'70-78
51	Mays, Corey.....	LB	'07-08
26	Mays, Taylor.....	S	'11-13
82	McCall, Ed.....	WR	'68
72	McClendon, Skip.....	DE	'87-91
65,66	McClure, Wayne.....	LB	'68, '70
40	McCluskey, David.....	RB	'87
86	McDaniel, John.....	WR	'74-77
69	McDonald, Clinton.....	DT	'10
56	McDonald, Ricardo.....	LB	'92-97
85	McGee, Tim.....	WR-KOR	'86-92, '94-95

— M —			
NO.	NAME	POS.	YRS.
82	McGee, Tony.....	TE	'93-01
96	McGhee, Kanavis.....	LB	'94
59	McGill, Kameeyleah.....	LB	'93
66	McGlynn, Mike.....	G	'11
87	McInally, Pat.....	P-WR	'76-85
43	McMullen, Kirk.....	TE	'01
10	McNeal, Reggie.....	WR	'06
42	McVea, Warren.....	WR-KOR	'68
85	Meehan, Greg.....	WR	'87
58	Megna, Marc.....	LB	'00
62	Melander, Jon.....	G	'92
59	Melontree, Andrew.....	LB	'80
3	Mesko, Zoltan.....	P	'13
68	Middendorf, Dave.....	G	'68-69
45	Miles, Jeremy.....	S	'10-13

(Player history — all-time roster, continued)

36	Miles, Ostell	RB	'92-93	Houston
58	Miller, Caleb	LB	'04-07	Arkansas
44	Milne, Brian	FB	'96-99	Penn State
42	Mitchell, Anthony	S	'04-06	Tuskegee
72	Mitchell, Mack	DE	'79	Houston
19	Mitchell, Scott	QB	'00-01	Utah
99	Mitz, Alonzo	DE	'91-92	Florida
52	Moch, Dontay	LB	'11-12	Nevada
93	Monds, Mario	DT	'01-02	Cincinnati
28	Montgomery, Cleotha	RB-KOR-PR	'80	Abilene Christian
65	Montoya, Max	G-OT	'79-89	UCLA
60	Moore, Blake	C	'80-83	Wooster
60	Moore, Eric	OT	'94	Indiana
29	Moore, Kelvin	S	'98-99	Morgan State
60	Moore, Langston	DT	'04	South Carolina
50	Moore, Larry	G-C	'04-05	Brigham Young
65	Moore, Mauly	DT	'75	Bethune-Cookman
93	Morabito, Tim	DT	'96	Boston College
21	Morgan, Melvin	CB	'76-78	Mississippi Valley St.
26	Morrison, Reece	RB	'72-73	Southwest Texas St.
73	Moyer, Ken	G-OT	'89-94	Toledo
56	Muckelroy, Rodrick	LB	'10-12	Texas
16	Muhlmann, Horst	K	'69-74	(none)
78	Munoz, Anthony	OT	'80-92	Southern California
44	Murray, Rico	CB-S	'09-11	Kent State
25	Myers, Chip	WR	'69-76	Northwestern Okla.
31	Myers, Greg	S-PR	'96-99	Colorado State
96	Myers, Michael	DT	'07	Alabama
37	Myles, Reggie	CB-S	'02-05	Alabama

— N —

NO.	NAME	POS.	YRS.	COLLEGE
57	Navies, Hannibal	LB	'05	Colorado
47	Ndukwe, Chinedum	S	'07-10	Notre Dame
41	Neal, Lorenzo	FB	'01-02	Fresno State
52	Neal, Randy	LB	'95-96	Virginia
53	Neidert, John	LB	'68	Louisville
20	Nelson, Reggie	S	'10-13	Florida
43	Nelson, Tom	S	'09-10	Illinois State
23	Newman, Terence	CB	'12-13	Kansas State
52	Nicholson, A.J.	LB	'06	Florida State
42	Niehoff, Rob	S	'87	Cincinnati
95	Nix, Roosevelt	DE	'92-93	Central State (Ohio)
12	Norseth, Mike	QB	'87-88	Kansas
89	Novak, Jack	TE	'75	Wisconsin
2	Nugent, Mike	K	'10-13	Ohio State

— O —

NO.	NAME	POS.	YRS.	COLLEGE
68	Obrovac, Mike	G-OT	'81-83	Bowling Green
58	Ochocinco, Chad (see Chad Johnson)			
98	Odum, Antwan	DE	'08-10	Alabama
12	O'Donnell, Neil	QB	'98	Maryland
72	O'Dwyer, Matt	G	'99-03	Northwestern
92	Ogobogu, Eric	DE	'02	Maryland
96	Oglesby, Alfred	DT	'95	Houston
52	Ogletree, Craig	LB	'90	Auburn
26	Ohaletle, Ifeanyi	S	'05	Southern California
29	Oliver, Louis	S	'94	Florida
24	O'Neal, Deltha	CB	'04-07	California
26	Orlando, Bo	S	'96-97	California
4	O'Sullivan, J.T.	QB	'09	California, Davis
81	Owens, Terrell	WR	'10	Tenn.-Chattanooga

— P —

NO.	NAME	POS.	YRS.	COLLEGE
9	Palmer, Carson	QB	'03-10	Southern California
5	Palmer, Jordan	QB	'08-10	Texas-El Paso
74	Park, Ernie	G	'69	McMurry
86	Parker, Carl	WR	'88-89	Vanderbilt
24	Parker, Sirr	CB	'00	Texas A&M
20	Parrish, Lemar	CB-PR-KOR	'70-77	Lincoln
93	Parten, Ty	DE	'93-95	Arizona
98	Patterson, Elton	DE	'03-04	Central Florida
27	Paul, Tito	CB	'97	Ohio State
64	Payne, Rod	C	'97-98	Michigan
20	Peacock, Elvis	RB	'81	Oklahoma
30	Peerman, Cedric	RB	'10-13	Virginia
94	Peko, Domata	DT	'06-13	Michigan State
9	Pelfrey, Doug	K	'93-99	Kentucky
64	Perreault, Pete	G	'68	Boston University
23,26	Perry, Chris	RB-KOR	'04-08	Michigan
31	Perry, Jason	S	'02	North Carolina State
32	Perry, Scott	CB	'76-79	Williams
88	Perry, Tab	WR-KOR	'05-07	UCLA
77	Peters, Frank	OT	'69	Ohio
50	Peterson, Ben	LB-LS	'99	Pittsburg State
53,7	Peterson, Bill	LB	'68-72	San Jose State
4	Pettrey, Aaron	K	'10	Ohio State
10	Phicox, Todd	QB	'90	Syracuse
30	Phillips, Jess	RB-DB	'68-72	Michigan State
59	Phillips, Ray	LB	'77-78	Nebraska
81,80	Pickens, Carl	WR-PR	'92-99	Tennessee
42	Pickering, Clay	WR	'84-85	Maine
58,97	Pillman, Brian	LB	'84	Miami (Ohio)
81	Pleasant, Marquis	WR	'87	Southern Methodist
61	Poe, Bill	G	'87	Morehead State
99	Pollack, David	LB	'05-07	Georgia

67	Pollak, Mike	G	'13	Arizona State
76	Pollard, Trent	G-OT	'94-96	Eastern Washington
35	Poole, Nathan	RB	'79-80	Louisville
13	Pope, Daniel	P	'00	Alabama
24	Pope, Geoffrey	CB	'08-09	Howard
72,91	Powell, Carl	DE	'03-05	Louisville
9	Powell, Shawn	P	'13	Florida State
36	Pressley, Chris	FB	'10-13	Wisconsin
32	Price, Mitchell	CB-PR	'90-93	Tulane
60	Pritchard, Ron	LB	'72-77	Arizona State
68	Pureiford, Dave	DT	'78	Eastern Michigan
14	Purify, Maurice	WR	'09	Nebraska
97	Purvis, Andre	DT-DE	'97-99	North Carolina

— Q —

NO.	NAME	POS.	YRS.	COLLEGE
89	Query, Jeff	WR	'92-95	Millikin
89	Quinn, Richard	TE	'12	North Carolina

— R —

NO.	NAME	POS.	YRS.	COLLEGE
5	Rackers, Neil	K	'00-02	Illinois
81	Randall, Dennis	DE	'68	Oklahoma State
90	Randall, Kheeston	DT	'13	Texas
27	Randolph, Al	CB	'72	Iowa
20	Randolph, Thomas	CB	'98	Kansas State

25,26	34	Ratliff, Keiwan	CB-PR	'04-07, '09-10	Florida
-------	----	-----------------	-------	----------------	---------

61	Rayam, Tom	G	'92-93	Alabama
3	Rayner, Dave	K	'08	Michigan State
51	Razzano, Rick	LB	'80-84	Virginia Tech
52	Reasons, Gary	LB	'92	Northwestern St. (La.)
11	Reaves, John	QB	'75-78	Florida
79	Rehberg, Scott	G-OT	'00-03	Central Michigan
74	Reid, Mike	DT	'70-74	Penn State
75	Reimers, Bruce	G-OT	'84-91	Iowa State
67	Reinke, Jeff	DE	'87	Mankato State
88	Rember, Reggie	WR	'91-93	West Virginia
57,53	Rey, Vincent	LB	'10-13	Duke
70	Rice, Andy	DT	'68-69	Texas Southern
46	Rice, Dan	RB	'87	Michigan
10	Richardson, Kyle	P	'03-04	Arkansas State
68	Richey, Tom	G-OT	'87	Kentucky
72	Riddle, Elston	DE	'92	Nevada-Reno
87	Riggs, Jim	TE	'87-92	Clemson
66	Riley, Bob	OT	'87	Indiana
13	Riley, Ken	CB	'69-83	Florida A&M

52,64	50	Rimington, Dave	C	'83-87	Nebraska
55	Rivers, Keith	LB	'08-11	Southern California	
30	Roberts, Terrell	CB	'03-04	Oregon State	
98	Robinson, Bryan	DE-DT	'05-07	Fresno State	
23	Robinson, Frank	CB	'92	Boise State	
81	Robinson, Patrick				

18	Robinson, Paul	WR-PR-KOR	'93	Tennessee State
66	Robinson, Trevor	RB-KOR	'68-72	Arizona
12	Roby, Courtney	C	'12-13	Notre Dame
72	Roby, Courtney	WR	'07	Indiana
79	Rogers, Lamar	DE	'91-92	Auburn
74	Roland, Dennis	OT	'08-13	Georgia
20	Roman, Mark	CB-S	'00-03	Louisiana State
81	Roman, Nick	DE	'70-71	Ohio State
83	Romasko, Dave	TE	'87	Carroll College
94	Romer, Rich	LB	'88-89	Union (N.Y.)
57	Ross, Adrian	LB	'98-03	Colorado State
89,84	Ross, Dan	TE	'79-83, '85	Northeastern
77	Rourke, Jim	OL	'88	Boston College
3	Rowe, Jeff	QB	'07	Nevada
92	Rucker, Frostee	DE	'06-11	Southern California
95	Rucker, Keith	DT	'94-95	Ohio Wesleyan
88	Russell, Cliff	WR-KOR	'04	Utah
82	Russell, Wade	TE	'87	Taylor
51	Ruud, Tom	LB	'78-79	Nebraska

— S —

NO.	NAME	POS.	YRS.	COLLEGE
70	Saddler, Rod	DE	'91	Texas A&M
87	Sadowski, Troy	TE	'94-96	Georgia
27	Saffold, Saint	WR	'68	San Jose State
72	St. Clair, Mike	DE	'80-82	Grambling
48	St. Louis, Brad	LS-TE	'00-09	Southwest Missouri St.
31	Sands, Robert	S	'11-12	West Virginia
65	Santucci, Dan	C	'07-09	Notre Dame
12	Sanu, Mohamed	WR	'12-13	Rutgers
11	Sanzenbacher, Dane	WR	'13	Ohio State
77	Sargent, Kevin	OT-G	'92-98	Eastern Washington
89	Savage, Tony	DE	'92	Washington State
23	Sawyer, Corey	CB-PR	'94-98	Florida State
22	Sawyer, Ken	S	'74	Syracuse
50	Schaffer, J.K.	LB	'13	Cincinnati
56	Schlegel, Anthony	LB	'07	Ohio State
89	Schobel, Matt	TE	'02-05	Texas Christian
15	Schonert, Turk	QB	'80-85, '87-89	Stanford

10	Schroeder, Jay	QB	'93	UCLA
59	Schuh, Jeff	LB	'81-85	Minnesota
59	Schutt, Scott	LB	'87	North Dakota State
28	Scott, Bernard	RB-KOR	'09-13	Abilene Christian
37	Scott, Bill	CB	'68	Idaho
86	Scott, Darnay	WR	'94-01	San Diego State
93	Scott, Greg	DT	'04	Hampton

74	Scott, Tom	OT	'93	East Carolina
76	Scraftord, Kirk	OT	'90-92	Montana
55	Sellers, Lance	LB	'87	Boise State
35	Shade, Sam	S	'95-98	Alabama
90	Shaw, Eric	LB	'92-94	Louisiana Tech
68	Shaw, Scott	C	'98	Michigan State
39	Shaw, Sedrick	RB	'99	Iowa
30	Shelby, Willie	RB-KOR-PR	'76-77	Alabama
30	Shelling, Chris	S	'95-96	Auburn
23	Sherman, Rod	WR-K	'68	Southern California
64	Shinners, John	G	'73-77	Xavier (Ohio)
11	Shiple, Jordan	WR	'10-11	Texas
99,70	Shirley, Jason	DT-G	'08, '10	Fresno State
59	Shumon, Ron	LB	'78	Wichita State
56	Simmons, Brian	LB	'98-06	North Carolina
96	Simmons, Clyde	DE	'98	Western Carolina
25	Simmons, John	CB-PR-KOR	'81-86	Southern Methodist
22	Simmons, Marcello	CB	'93	Southern Methodist
56	Simpkins, Ron	LB	'80-86	Michigan
89	Simpson, Jerome	WR	'08-11	Coastal Carolina
90	Sims, Pat	DT	'08-12	Auburn
84	Sims, Reggie	TE	'87	Northern Illinois
70	Skow, Jim	DE	'86-89	Nebraska
51	Skuta, Dan	LB	'09-12	Grand Valley State
45	Smiley, Tom	RB	'68	Lamar
11	Smith, Akili	QB	'99-02	Oregon
81	Smith, Alex	TE	'13	Stanford
71	Smith, Andre	OT	'09-13	Alabama
70	Smith, Artie	DE	'94-96	Louisiana Tech
91	Smith, Brad	LB	'93	Texas Christian
25	Smith, Daryl	CB	'87-88	North Alabama
60	Smith, Dave	OT	'88	Southern Illinois
31	Smith, Fletcher	CB-S-P	'68-71	Tennessee State
62	Smith, Gary	G	'84	Virginia Tech
76	Smith, Jeff	DE	'87	Earlham College
90	Smith, Justin	DE	'01-07	Missouri
62	Smith, Ken	G	'87	Miami (Ohio)
83	Smith, Kendal	WR	'89-90	Utah State
68	Smith, Ron	DT	'02	Lane College

66,99					
96	Smith, Shaun.....	DT	'04-06, '09	South Carolina	
24	Smith, Tommie.....	WR	'69	San Jose State	
59	Spearman, Armegis.....	LB	'00-02	Mississippi	
22	Spencer, Jimmy.....	CB	'96-97	Florida	
51	Spikes, Takeo.....	LB	'98-02	Auburn	
48	Spiller, Phil.....	S	'68	Los Angeles State	
52	Sprotte, Jimmy.....	LB	'98-99	Arizona	
83	Staley, Bill.....	DT	'68-69	Utah	
79	Stallings, Ramondo.....	DE	'94-98	San Diego State	
70	Steele, Glen.....	DT-DE	'98-03	Michigan	
84	Stegall, Milt.....	WR-KOR	'92-94	Miami (Ohio)	
65	Steinbach, Eric.....	G	'03-06	Iowa	
69	Stepanovich, Alex.....	C	'07	Ohio State	
75	Stephens, Jamain.....	OT-TE	'99-02	North Carolina A&T	
61	Stephens, Reggie.....	C	'10	Iowa State	
53	Stephens, Santo.....	LB	'94	Temple	
95	Stevens, Larry.....	LB	'04-05	Michigan	
86	Stewart, Tony.....	TE	'02-06	Penn State	
75	Still, Devon.....	DT	'12-13	Penn State	
3	Stiltser, Clint.....	K	'10	Fresno State	
15	Stofa, John.....	QB	'68-69	Buffalo	
96,67	Stubbs, Daniel.....	DE	'91-93	Miami (Fla.)	
23	Suggs, Shafer.....	S	'80	Ball State	
62	Sulstied, Alex.....	OT-G	'04	Miami (Ohio)	
19	Sunter, Ian.....	K	'80	(none)	
41	Swanson, Terry.....	P	'69	Massachusetts	
66	Szalay, Thatcher.....	G	'02	Montana	

— T —

NO.	NAME	POS.	YRS.	COLLEGE
71	Tamm, Ralph.....	G	'91	West Chester
19	Tate, Brandon.....	WR-KOR-PR	'11-13	North Carolina
23	Tate, Rodney.....	RB	'82-83	Texas
20	Taylor, Craig.....	RB	'89-91	West Virginia
52	Terry, Tim.....	LB	'97	Temple
22	Thomas, Eric.....	CB	'87-92	Tulane
78	Thomas, Lee.....	DE	'73	Jackson State
24	Thomas, Sean.....	CB	'85	Texas Christian
17	Thomas, Speedy.....	WR	'69-72	Utah
49	Thomason, Jeff.....	TE	'92-93	Oregon
98,79	Thompson, Brandon.....	DT	'12-13	Clemson
48	Thompson, Craig.....	TE	'92-93	North Carolina A&T
12	Thompson, Jack.....	QB	'79-82	Washington State
24	Thompson, Lamont.....	S	'02	Washington State
93	Thompson, Mike.....	NT	'98	Wisconsin
97	Thornton, John.....	DT	'03-08	West Virginia
83	Thornton, Reggie.....	WR	'93	Bowling Green
51	Thurman, Odell.....	LB	'05	Georgia
77	Tigges, Mark.....	OT	'87	Western Illinois
58,51	Tovar, Steve.....	LB	'93-97	Ohio State
51	Townsend, Brian.....	LB	'92	Michigan
25	Trent, Morgan.....	CB	'09-11	Michigan
59	Truitt, Greg.....	LS	'94-99	Penn State
84	Trumpy, Bob.....	TE-WR	'68-77	Utah
96	Tuatagaloa, Natu.....	DE	'89-91	California
53	Tumulty, Tom.....	LB	'96-99	Pittsburgh
43	Turner, Clem.....	RB	'69	Cincinnati
22	Turner, Deacon.....	RB-KOR	'78-80	San Diego State
35	Turner, Jimmy.....	CB	'83-86	UCLA
61	Tuten, Melvin.....	OT-TE	'95-96	Syracuse
84	Tweet, Rodney.....	WR	'87	South Dakota
17,83	Twynner, Gunnard.....	WR	'97	Western Illinois

(Player history — all-time roster, continued)

— U —

NO.	NAME	POS.	YRS.	COLLEGE
81	Utecht, Ben.....	TE	'08-09	Minnesota

— V —

NO.	NAME	POS.	YRS.	COLLEGE
37	Vakapuna, Fui.....	FB	'09-10	Brigham Young
81	Verser, David.....	WR-KOR	'81-84	Kansas
78	Vincent, Ted.....	DT	'78	Wichita State
34	Vinson, Fernandus.....	S	'91-94	North Carolina State
11	Vitiello, Sandro.....	K	'80	Massachusetts
67	von Oelhoffen, Kimo.....	DL	'94-99	Boise State

— W —

NO.	NAME	POS.	YRS.	COLLEGE
26	Wade, Jonathan.....	CB	'10	Tennessee
63	Wagner, Ray.....	OT	'82	Kent State
27	Walker, Bracey.....	S	'94-96	North Carolina
59	Walker, Kevin.....	LB	'88-92	Maryland
88,83	Walker, Rick.....	TE	'77-79	UCLA
91	Wallerstedt, Brett.....	LB	'94-96	Arizona State
10	Walsh, John.....	OB	'95	Brigham Young
11	Walter, Dave.....	OB	'87	Michigan Tech
63	Waller, Joe.....	OT	'85-97	Texas Tech
83	Walter, Kevin.....	WR	'03-05	Eastern Michigan
75	Walters, Stan.....	OT	'72-74	Syracuse
51	Ward, David.....	LB	'87	Southern Arkansas
88	Ware, Derek.....	TE	'95	Central State (Okla.)
16	Warren, Dewey.....	OB	'68	Tennessee
80	Warrick, Peter.....	WR-PR	'00-04	Florida State
87	Washington, Kelley.....	WR	'03-06	Tennessee
41	Washington, Sam.....	CB	'85	Mississippi Valley St.
22	Washington, Ted.....	RB	'68	San Diego State

33	Watson, Kenny.....	RB	'03-08	Penn State
40	Watson, Pete.....	RB	'72	Tufts
23	Weathersby, Dennis.....	CB	'03-04	Oregon State
70	Weaver, Emanuel.....	NT	'82-83	South Carolina
73	Webb, Richmond.....	OT	'01-02	Texas A&M
52	Webster, Nate.....	LB	'04-05	Miami (Fla.)
79	Wells, Dana.....	NT	'89	Arizona
15	Wells, Mike.....	QB	'77	Illinois
82	Westbrook, Michael.....	WR	'02	Colorado
88	Whalen, Ryan.....	WR	'11-13	Stanford
39	Wheeler, Leonard.....	CB	'92-96	Troy State
86	White, Andre.....	TE	'68	Florida A&M
51	White, Leon.....	LB	'86-91	Brigham Young
26,47	White, Marvin.....	S	'07-08,'10	Texas Christian
63	White, Mike.....	DT	'79-80	Albany State (Ga.)
39	White, Sheldon.....	CB	'93	Miami (Ohio)
83	White, Sherman.....	DE	'72-75	California
55	Whiteside, Keyon.....	LB	'03	Tennessee
75	Whitley, Wilson.....	DT	'77-82	Houston
70	Whitten, Bobby.....	OT	'81	Kansas
97	Whittington, Bernard.....	DT-DE	'01-02	Indiana
77	Whitworth, Andrew.....	OT-G	'06-13	Louisiana State
41	Wilcots, Solomon.....	S-CB	'87-90	Colorado
4,12	Wilhelm, Erik.....	QB	'89-91,'93-97	Oregon State
64	Wilkerson, Ben.....	C	'05-06	Louisiana State
55	Wilkins, Marcus.....	LB	'04-06	Texas
99	Wilkinson, Dan.....	DT-DE	'94-97	Ohio State
94	Williams, Alfried.....	LB-DE	'91-94	Colorado
63	Williams, Bobbie.....	G	'04-11	Arkansas
31	Williams, Darryl.....	S	'92-95,'00-01	Miami (Fla.)
43	Williams, Ed.....	RB	'74-75	Langston
84	Williams, Gary.....	WR	'84	Ohio State
33	Williams, Jim.....	DB	'69	Alcorn State
40	Williams, Madieu.....	S-CB	'04-07	Maryland
6	Williams, Monk.....	WR	'68	Arkansas AM&N
67	Williams, Nick (changed name: see Nick Luchey)			

57	Williams, Reggie.....	LB	'76-89	Dartmouth
31	Williams, Roy.....	S	'09-10	Oklahoma
40	Williams, Shawn.....	S	'13	Georgia
87	Williams, Stepfret.....	WR	'98	Northeast Louisiana
94	Williams, Tony.....	DT	'01-04	Memphis
33	Willis, Fred.....	RB	'71-72	Boston College
27	Wilson, Gibril.....	S	'10-11	Tennessee
46	Wilson, Joe.....	RB	'73	Holy Cross
67	Wilson, Mike.....	OT-RB	'69-70	Dayton
77	Wilson, Mike.....	OT	'78-85	Georgia
35	Wilson, Quincy.....	RB	'06-07	West Virginia
55,57	Wilson, Reinard.....	LB-DE	'97-02	Florida State
32	Wilson, Stanley.....	RB	'83-84,'86,'88	Oklahoma
83	Winans, Tydus.....	WR	'96	Fresno State
60	Withycombe, Mike.....	OT	'91-92	Fresno State
30,31	Woods, Ickey.....	FB	'88-91	Nevada-Las Vegas
2	Wright, Anthony.....	QB	'06	South Carolina
49	Wright, Dana.....	RB	'87	Findlay
75	Wright, Ernie.....	OT	'68-71	Ohio State
42	Wright, Lawrence.....	S	'97,'99	Florida
14	Wyche, Sam.....	QB	'68-70	Furman

— X —

NO.	NAME	POS.	YRS.	COLLEGE
(none)				

— Y —

NO.	NAME	POS.	YRS.	COLLEGE
84	Yeast, Craig.....	WR-PR	'99-00	Kentucky

— Z —

NO.	NAME	POS.	YRS.	COLLEGE
91	Zander, Carl.....	LB	'85-91	Tennessee
68	Zeitler, Kevin.....	G	'12-13	Wisconsin
45	Zellers, Ray.....	FB	'98	Notre Dame

PLAYER HISTORY — UNIFORM NUMBERS

This all-time uniform numbers list is organized in chronological order for each number.

Generally, this list credits a player for having ownership of a uniform number for an entire season, even if he was with the team for only part of that season. However, game-by-game breakdowns within seasons are provided if (1) a player changed his uniform number during a season, or (2) more than one player wore the same number in the same season.

Numbers in parentheses behind players' names denote other uniform numbers worn by those players during their careers with the Bengals.

No. 1

NAME	YEARS
(never assigned)	

No. 2

NAME	YEARS
Anthony Wright.....	2006
Mike Nugent.....	2010-13

No. 3

NAME	YEARS
Jim Breech (10).....	1985-92
Jon Kitna.....	2001-05
Jeff Rowe.....	2007
Dave Rayner.....	2008
Clint Stitser.....	2010
Josh Brown.....	2012
Zoltan Mesko.....	2013

No. 4

NAME	YEARS
Erik Wilhelm (12).....	1991,'93-97
Scott Covington.....	1999-2001
Casey Bramlet.....	2004
J.T. O'Sullivan.....	2009
Aaron Pettrey.....	2010

No. 5

NAME	YEARS
Jeff Hayes.....	1986
Neil Rackers.....	2000-02
Jordan Palmer.....	2008-10

No. 6

NAME	YEARS
Monk Williams.....	1968
Brad Costello.....	1998-99
Shane Matthews.....	2003
Craig Krenzle.....	2005

No. 7

NAME	YEARS
Boomer Esiason.....	1984-92
David Klingler (15).....	1993-95
Boomer Esiason.....	1997
Bruce Gradkowski.....	2011-12

No. 8

NAME	YEARS
Jeff Blake.....	1994-99
Nick Harris.....	2001-03
Dan LeFevour.....	2010
Josh Johnson.....	2013

No. 9

NAME	YEARS
Massimo Manca.....	1987
Doug Pelfrey.....	1993-99
Carson Palmer.....	2003-10
Shawn Powell.....	2013

No. 10

NAME	YEARS
Eric Crabtree.....	1969-71
Chris Bahr.....	1976-79
Jim Breech (3).....	1980-84
Greg Horne.....	1987
Todd Philcox.....	1990
Jay Schroeder.....	1993
John Walsh.....	1995
Paul Justin.....	1998
Will Brice.....	1999
Travis Dorsch.....	2002
Kyle Richardson.....	2003-04
Reggie McNeal.....	2006
Marcus Maxwell.....	2007-08
Kevin Huber.....	2009-13

No. 11

NAME	YEARS
Dale Livingston.....	1968-69
Virgil Carter.....	1970-73
Wayne Clark.....	1974
John Reaves.....	1975-78
Sandro Vitiello.....	1980
Mike Ford.....	1982
Jeff Christensen.....	1983
Bryan Clark.....	1984
Doug Gaynor.....	1986
Dave Walter.....	1987
Lee Johnson.....	1988-98
Akili Smith.....	1999-2002
Doug Johnson.....	2006
Ryan Fitzpatrick.....	2007-08
Laveranues Coles.....	2009
Jordan Shipley.....	2010-11
Dane Sanzenbacher.....	2013

No. 12

NAME	YEARS
Greg Cook.....	1969-74
Jack Thompson.....	1979-82
Mike Norseth.....	1987-88
Erik Wilhelm (4).....	1989-90
Donald Hollas.....	1991-94
Kerry Joseph.....	1996
Neil O'Donnell.....	1998
Gus Frerotte.....	2002
Courtney Roby.....	2007
Quan Cosby.....	2009-10
Mohamed Sanu.....	2012-13

No. 13

NAME	YEARS
Ken Riley.....	1969-83
Daniel Pope.....	2000

No. 14

NAME	YEARS
Sam Wyche.....	1968-70
Ken Anderson.....	1971-86
Maurice Purify.....	2009
Andy Dalton.....	2011-13

No. 15

NAME	YEARS
John Stofa.....	1968-69
Dave Lewis.....	1970-73
Mike Wells.....	1977
Turk Schonert.....	1980-85,'87-89
David Klingler (7).....	1992
Eric Kresser.....	1997-99
Chris Henry.....	2005-09

No. 16

NAME	YEARS
Dewey Warren.....	1968
Horst Muhlmann.....	1969-74
Rob Hertel.....	1978
Ben Bennett.....	1987
Glenn Holt.....	2006-08
Andrew Hawkins.....	2011-13

No. 17

NAME	YEARS
Speedy Thomas.....	1969-72
Mike Ernst.....	1973-74
Scott Fulhage.....	1987-88
Gunnard Twyner (83).....	1997 (Game 1)
Shayne Graham.....	2003-09

No. 18

NAME	YEARS
Paul Robinson.....	1968-71,'72 (Games 1-6)
Charlie Joiner.....	1972 (Games 7-14),'73-75
Adrian Breen.....	1987
Jim Gallery.....	1989
Thomas Bailey.....	1995
Skyler Green.....	2007
A.J. Green.....	2011-13

No. 19

NAME	YEARS
Essex Johnson.....	1968-75
Ian Sunter.....	1980
Jeff Hill (84).....	1994,'95 (Game 1)
Scott Mitchell.....	2000-01
Kyle Larson.....	2004-08
Brandon Tate.....	2011-13



(Uniform numbers, continued)

No. 24	
NAME	YEARS
Tommie Smith.....	1969
Ernie Kellermann.....	1972
Marvin Cobb.....	1975-79
Clarence Chapman.....	1980-81
Sean Thomas.....	1985
Lewis Billups.....	1986-91
Alan Grant.....	1993
Roger Jones.....	1994-96
Ric Mathias.....	1998-99
Sirr Parker.....	2000
Lamont Thompson.....	2002
Deltha O'Neal.....	2004-07
Geoffrey Pope.....	2008-09
Adam Jones.....	2010-13

No. 25	
NAME	YEARS
Chip Myers.....	1969-76
Tony Davis (35).....	1977-78
John Simmons.....	1981-86
Daryl Smith.....	1987-88
Rod (Roderick) Jones.....	1990-96
Charles Fisher.....	1999-2000
Ligarius Jennings.....	2001-02
Keiwan Ratliff (26, 34).....	2004-07
Jamar Fletcher.....	2008
Morgan Trent.....	2009-11
Jason Allen.....	2012
Giovani Bernard.....	2013

No. 26	
NAME	YEARS
Jack Gehrke.....	1969
Jim Harris.....	1971
Reece Morrison.....	1972-73
Charlie Davis.....	1974-75
Bobby Kemp.....	1981-86
Leonard Bell.....	1987
Bo Orlando.....	1996-97
Cory Hall.....	1999-2002
Tory James (20).....	2003
Chris Perry (23).....	2004
Ifeanyi Ohaleté.....	2005
Marvin White (47).....	2007-08
Keiwan Ratliff (25, 34).....	2009
Jonathan Wade.....	2010
Taylor Mays.....	2011-13

No. 27	
NAME	YEARS
Saint Saffold.....	1968
Ken Dyer.....	1969-71
Al Randolph.....	1972
Ricky Davis.....	1975
Bryan Hicks.....	1980-84
Barney Bussey.....	1986-92
Lance Gunn.....	1993
Bracey Walker.....	1994-96
Tito Paul.....	1997
Artrell Hawkins.....	1998-2003
Greg Brooks.....	2004-06
DeDe Dorsey.....	2007-08
Larry Johnson.....	2009
Gibril Wilson.....	2010-11
Dre Kirkpatrick.....	2012-13

No. 28	
NAME	YEARS
John Guillory.....	1969-70
Scott Burk.....	1979
Cleotha Montgomery.....	1980
Larry Kinnebrew.....	1983-87
Harold Green.....	1990-95
Corey Dillon.....	1997-2003
Dexter Jackson.....	2006-08
Bernard Scott.....	2009-13

No. 29	
NAME	YEARS
Jim Johnson.....	1969
Sandy Durko.....	1970-72
Lyle Blackwood.....	1973-75
Vaughn Lusby.....	1979
Marc Logan (23).....	1987
Rickey Dixon.....	1988-92
Louis Oliver.....	1994
Jeff Cothran (46).....	1996
Kelvin Moore.....	1998-99
Curtis Keaton.....	2000-01
Leon Hall.....	2007-13

No. 30	
NAME	YEARS
Jess Phillips.....	1968-72
Willie Shelby.....	1976-77
Dick Jauron.....	1978-81
Bill Johnson.....	1985-87
Ickey Woods (31).....	1988 (Games 9-16 and playoffs), '89-91
R.J. Kors.....	1993
Chris Shelling.....	1995-96
Anthone Lott.....	1997 (Games 1-7)
Cory Gilliard.....	1997 (Games 15-16)
Nick Luchey (formerly Nick Williams) 1999-2002	
Terrell Roberts.....	2003-04
Nick Luchey (formerly Nick Williams) 2005	
Cedric Peerman.....	2010-13

No. 31	
NAME	YEARS
Fletcher Smith.....	1968-71
Jerry Anderson.....	1977
Ralph Battle.....	1984
Lee Davis.....	1985
Gary Hunt.....	1987
Ickey Woods (30).....	1988 (Games 1-8)
Richard Fain.....	1991
Darryl Williams.....	1992-95
Greg Myers.....	1996-99
Darryl Williams.....	2000-01
Jason Perry.....	2002
Jeremi Johnson (23).....	2003-08
Roy Williams.....	2009-10
Robert Sands.....	2011-12

No. 32	
NAME	YEARS
Bob Jones.....	1973-74
Scott Perry.....	1976-79
Stanley Wilson.....	1983-84, '86
Nate Borders.....	1987
Stanley Wilson.....	1988
Mitchell Price.....	1990-92, '93 (Games 1-4)
Ron Carpenter.....	1993 (Games 9-16)
Ki-Jana Carter.....	1995-99
Rudi Johnson.....	2001-07
Cedric Benson.....	2008-11
John Conner.....	2012
Chris Crocker (33, 42).....	2013

No. 33	
NAME	YEARS
Jim Williams.....	1969
Kenny Graham.....	1970
Fred Willis.....	1971-72
Stan Fritts.....	1975-76
John Farley.....	1984
David Fulcher.....	1986-92
Steve Broussard.....	1994
Ashley Ambrose.....	1996-98
JoJuan Armour.....	1999-2002
Kenny Watson.....	2003-08
Chris Crocker (32, 42).....	2012
Rex Burkhead.....	2013

No. 34	
NAME	YEARS
Ken Herock.....	1968
Neal Craig.....	1971-73
Louis Breeden.....	1978-87
Ellis Dillahunt.....	1988
Richard Carey.....	1989
Fernandus Vinson.....	1991-94
Tremain Mack.....	1997-2000
Kevin Kaesviharn.....	2001-06
Clifton Dawson.....	2007
Kyries Hebert.....	2008-09
Keiwan Ratliff (25, 26).....	2010
Daniel Herron.....	2012

No. 35	
NAME	YEARS
Mike Halfner.....	1971
Boobie Clark (42).....	1973
Tony Davis (25).....	1976
Nathan Poole.....	1979-80
Jimmy Turner.....	1983-86
Chris Barber.....	1987-89
Antoine Bennett.....	1991-92
Sam Shade.....	1995-98
Michael Basnight (38).....	2000
James Lynch.....	2004
Quincy Wilson.....	2006-07

No. 36	
NAME	YEARS
Lenvil Elliott.....	1973-78
Jo-Jo Heath.....	1980
Jim Hargrove.....	1981
Stanford Jennings.....	1984-90
Ostell Miles.....	1992-93
James Joseph.....	1995
Brandon Bennett.....	1998-2003
John Busing (40).....	2006-07
Reagan Maui'a.....	2008
Chris Pressley.....	2010-13

No. 37	
NAME	YEARS
Bill Scott.....	1968
Tommy Casanova.....	1972-77
Robert Jackson.....	1981-87, '89
Leonard Wheeler.....	1992-96
Roosevelt Blackmon.....	1998-99
Reggie Myles.....	2002-05
Fui Vakapuna.....	2009-10
Chris Lewis-Harris.....	2012-13

No. 38	
NAME	YEARS
Estes Banks.....	1968
Steve Conley.....	1972
Champ Henson.....	1975
Mike Dingle.....	1991-92
Jason Burns.....	1995
Michael Basnight (35).....	1999

No. 39	
NAME	YEARS
Pat Franklin.....	1987
Sheldon White.....	1993
Sedrick Shaw.....	1999
James Johnson.....	2008

No. 40	
NAME	YEARS
Ron Lamb.....	1968-71
Pete Watson.....	1972
Charles Alexander.....	1979-85
David McCluskey.....	1987
John Hollifield.....	1988-89
Myron Bell.....	1998-99
Madieu Williams.....	2004-07
John Busing (36).....	2008
Brian Leonard.....	2009-12
Shawn Williams.....	2013

No. 41	
NAME	YEARS
White Graves.....	1968
Terry Swanson.....	1969
Dave Green.....	1974-75
Sam Washington.....	1985
Solomon Wilcotts.....	1987-90
Joe King.....	1991
Forey Duckett.....	1994 (Games 1-2)
Adrian Hardy (45).....	1994 (Game 3)
Scottie Graham.....	1997
Lorenzo Neal.....	2001-02
Chris Edmonds (53, 87).....	2003
Patrick Body.....	2005
Chinedum Ndukwe.....	2007-10

No. 42	
NAME	YEARS
Warren McVea.....	1968
Boobie Clark (35).....	1974-78
Mike Fuller.....	1981-82
Clay Pickering.....	1984-85
Rob Niehoff.....	1987
Eric Ball.....	1989-94
Lawrence Wright.....	1997, '99
Chris Carter.....	2000-01
LaVar Glover.....	2002
Anthony Mitchell.....	2004-06
Chris Crocker (32, 33).....	2008-11
BenJarvus Green-Ellis.....	2012-13

No. 43	
NAME	YEARS
Curt Frazier.....	1968
Clem Turner.....	1969
Ed Williams.....	1974-75
Mark Johnson.....	1987
Mike Brim.....	1993-95
Kirk McMullen.....	2001
Ethan Kilmer.....	2006-08
Tom Nelson.....	2009-10
George Iloka.....	2012-13

No. 44	
NAME	YEARS
Rex Keeling.....	1968
Doug Dressler.....	1970-74
Ray Griffin.....	1978-84
Aaron Manning.....	1987
Derrick Fenner.....	1992-94
Brian Milne.....	1996-99
Marquand Manuel.....	2002-03
Herana-Daze Jones.....	2006-07, '08 (Games 1-9)
Mike Doss.....	2008 (Games 14-16)
Rico Murray.....	2009-11
Tony Dye.....	2012-13

No. 45	
NAME	YEARS
Tom Smiley.....	1968
Archie Griffin.....	1976-83
Carl Carter.....	1990
Wayne Haddix.....	1991
Adrian Hardy (41).....	1994 (Games 4-16), '95
Ty Douthard.....	1997
Michael Blair.....	1998 (Games 5-9)
Ray Zellars.....	1998 (Games 14-16)
Rogers Beckett.....	2003-04
Jeromy Miles.....	2010-13

No. 46	
NAME	YEARS
Joe Wilson.....	1973
Pete Johnson.....	1977-83
Dan Rice.....	1987
Jeff Cothran (29).....	1994-95
Cliff Groce.....	1999-2000
Blue Adams.....	2007
Daniel Coats (86).....	2008 (Games 9-16)
Clark Harris.....	2009-13

No. 47	
NAME	YEARS
Charlie King.....	1968-69
Greg Bright.....	1980-81
Steve Maidlow.....	1983-84
David Frisch (83).....	1993
Corey Lynch.....	2008
Marvin White (26).....	2010

No. 48	
NAME	YEARS
Phil Spiller.....	1968
Andy Gible.....	1983
John Garrett.....	1989
Craig Thompson.....	1992-93
Brad St. Louis.....	2000-09

No. 49	
NAME	YEARS
Guy Frazier (58).....	1981-83, '84 (Games 1-3, 5)
Dana Wright.....	1987
Jeff Thomason.....	1992-93
Robert Bean (23).....	2000
Darius Hill.....	2009

No. 50	
NAME	YEARS
Bernard Erickson.....	1968
Tom DeLeone.....	1972-73
Vic Koegel.....	1974
Glenn Cameron.....	1975-85
Dave Rimington (52, 64).....	1986-87
James Francis.....	1990-98
Ben Peterson.....	1999
Riall Johnson.....	2001-03
Larry Moore.....	2004-05
Ahmad Brooks (55).....	2006
Jim Maxwell (58).....	2007*
Eric Henderson.....	2007-08*
Jonathan Luigs.....	2009
J.K. Schaffer.....	2013

*\*NOTE: Maxwell and Henderson both were assigned uniform No. 50 for Games 12-16 of 2007. At the time, however, only Maxwell was on the active roster. Henderson was on the Reserve/Injured list.*

No. 51	
NAME	YEARS
Ken Avery.....	1969-74
Chris Devlin.....	1975-77, '78 (Game 1)
Tom Ruud.....	1978 (Games 9-16), '79
Rick Razzano.....	1980-84
Tom Dinkel (52).....	1985
Leon White.....	1986, '87 (Games 1-2)
David Ward.....	1987 (Games 3-5)
Leon White.....	1987 (Games 6-15), '88-91
Brian Townsend.....	1992
Steve Tovar (58).....	1993-94
Gerald Dixon.....	1996-97
Takeo Spikes.....	1998-2002
Kevin Hardy.....	2003-04
Odell Thurman.....	2005
Corey Mays.....	2007-08
Dan Skuta.....	2009-12
Jayson DiManche.....	2013

(Uniform numbers, continued)

No. 52	
NAME	YEARS
John Matlock (57)	1968 (Games 1-2)
Paul Elzey	1968 (Games 10-14)
Tim Buchanan	1969
Doug Adams	1971-74
Brad Cousino	1975
Tom Dinkel (51)	1978-83
Dave Rimington (50, 64)	1984-85
Tom Flaherty	1987
Craig Ogletree	1990
Gary Reasons	1992
James Logan	1995 (Games 7-8)
Randy Neal	1995-96 (Games 12-16)
Tim Terry	1997
Jimmy Spottle	1998-99
Dwayne Levels	2003
Nate Webster	2004-05
A.J. Nicholson	2006
Lemar Marshall	2007
Abdul Hodge	2008-09
Dontay Moch	2011-12

No. 53	
NAME	YEARS
John Neidert	1968
Bill Peterson (87)	1969-72
Bo Harris	1975-82
Leo Barker	1984-91
Santo Stephens	1994
Tom Tumulty	1996-99
Chris Edmonds (41, 87)	2001
Khalid Abdullah	2003-04
Eric Ghiaciu	2005-08
Rashad Jeanty (93)	2009
Vincent Rey (57)	2010
Thomas Howard	2011-12
Michael Boley	2013

No. 54*	
NAME	YEARS
Bob Johnson	1968-79
*NOTE: Bob Johnson's No. 54 is the Bengals' only retired uniform number.	

No. 55	
NAME	YEARS
Frank Buncom	1968
Jim LeClair	1972-83
Ed Brady	1986, '87 (Games 1-2)
Lance Sellers	1987 (Games 3-5)
Ed Brady	1987 (Games 6-15), '88-91
Randy Kirk	1992-93
John Johnson	1994
Andre Collins	1995-97
Reinard Wilson (57)	1998-2002
Keyon Whiteside	2003 (Games 1-6)
Frank Chamberlin	2003 (Games 12-16), '04*
Marcus Wilkins	2004-06*
Ahmad Brooks (50)	2007
Keith Rivers	2008-11
Vontaze Burfict	2012-13
*NOTE: Chamberlin and Wilkins both were assigned uniform No. 55 for the entire 2004 season. At the time, however, only Wilkins was on the active roster. Chamberlin was on the Reserve/Injured list.	

No. 56	
NAME	YEARS
Mike Hibler	1968
Tim Kearney	1972-74
Tom DePaso	1978
Ron Simpkins	1980-86
Toney Catchings	1987
Ricardo McDonald	1992-97
Brian Simmons	1998-2006
Anthony Schlegel	2007
Darryl Blackstock	2008
Rodrick Muckelroy	2010-12

No. 57	
NAME	YEARS
John Matlock (52)	1968 (Games 3-14)
Ed Harmon	1969
Evan Jolitz	1974
Reggie Williams	1976-89
Bernard Clark	1990-91
Ray Bentley	1992
Kevin Jefferson	1994-95
Reinard Wilson (55)	1997
Adrian Ross	1998-2003
Hannibal Navies	2005
Andre Frazier	2006, '07 (Games 1-2)
Dhani Jones	2007 (Games 3-16), '08-10
Vincent Rey (53)	2011-13

No. 58	
NAME	YEARS
Al Beauchamp	1968-75
Blair Bush	1978-82
Brian Pillman (97)	1984 (Games 1-3)
Guy Frazier (49)	1984 (Game 4)
Brian Pillman (97)	1984 (Game 5)
Guy Frazier (49)	1984 (Games 6-16)
Joe Kelly	1986, '87 (Games 1-2)
Sam Manos	1987 (Games 3-5)
Joe Kelly	1987 (Games 6-15), '88-89
Alex Gordon	1991-93
David Braxton	1994
Steve Tovar (51)	1995-97
Jay Leeuwenburg	1999
Marc Megna	2000
Jevon Langford (94)	2001
Caleb Miller	2004-07
Victor Hobson	2008 (Games 13-14)
Jim Maxwell (50)	2008 (Games 15-16)
Rey Mauluga	2009-13

No. 59	
NAME	YEARS
Larry Ely	1970-71
Ray Phillips	1977, '78 (Games 1-3)
Ron Shumon	1978 (Games 4-16)
Howie Kurnick	1979-80*
Andrew Melontree	1980*
Jeff Schuh	1981-85
Scott Schult	1987
Kevin Walker	1988-92
Karmeeleyah McGill	1993
Greg Truitt	1994-99
Armegis Spearman	2000-02
Landon Johnson	2004-07
Brandon Johnson	2008-11
Emmanuel Lamur	2012-13

\*NOTE: Kurnick and Melontree both were assigned uniform No. 59 for the entire 1980 season. At the time, however, only Melontree was on the active roster. Kurnick was on the Reserve/Non-Football Injury list.

No. 60	
NAME	YEARS
Ron Pritchard	1972-77
Blake Moore	1980-83
Dave Smith	1988
Mike Brennan	1990, '91 (Games 1-3)
Mike Withycombe	1991 (Games 14-16), '92
Chuck Bradley	1993
Eric Moore	1994
Rod (Rodrek) Jones	1996-2000
Reggie Coleman	2002
Langston Moore	2004
Andrew Crummey	2008
Otis Hudson	2011

No. 61	
NAME	YEARS
Jerry Boyarsky	1982-85
Bill Poe	1987 (Games 3-5)
Doug Aronson	1987 (Games 10-12)
Tom Rayam	1992-93
Melvin Tuten	1995-96
Tony Coats	1999
Reggie Stephens	2010

No. 62	
NAME	YEARS
Dave Lapham	1974-83
Gary Smith	1984
Ken Smith	1987
Jon Melander	1992
Todd Kalis	1995
Brock Gutierrez	1996-2002
Alex Sulfsted	2004
Nate Livings	2008-11
Jeff Faine	2012

No. 63	
NAME	YEARS
Guy Dennis	1969-72
Greg Fairchild	1976-77
Mike White	1979-80
Ray Wagner	1982
Joe Walter	1985-97
Mike Goff	1998-2003
Bobbie Williams	2004-11

No. 64	
NAME	YEARS
Pete Perreault	1968
Justin Canale	1969
John Shinnars	1973-77
Bill Glass	1980
Dave Rimington (50, 52)	1983
Bruce Kozerski	1984-95
Rod Payne	1997-98
Ben Wilkerson	2005-06
Kyle Cook	2008-13

No. 65	
NAME	YEARS
Bill Kindricks	1968
Wayne McClure (66)	1970
Maulty Moore	1975
Max Montoya	1979-89
Mike Arthur	1991-92
Darrick Briz	1994-98
John Jackson	2000-01
Eric Steinbach	2003-06
Dan Santucci	2007-09
Clint Boling	2011-13

No. 66	
NAME	YEARS
Wayne McClure (65)	1968
Bill Bergey	1969-73
Mark Donahue	1978-79
Jim Hannula	1983
Bob Riley	1987
Dan Jones	1993-95
Ken Blackman	1996-99
Thatcher Szalay	2002
Shaun Smith (99, 96)	2005-06
Evan Mathis	2008-10
Mike McGlynn	2011
Trevor Robinson	2012-13

No. 67	
NAME	YEARS
Mike Wilson	1969-70
Gary Burley	1975-83
David Douglas	1986, '87 (Games 1-2)
Jeff Reinke	1987 (Game 3)
David Douglas	1987 (Games 6-15), '88
Daniel Stubbs (96)	1991, '92 (Games 1-4)
Kimo von Oelhoffen	1994-99
Jerry Fontenot	2004
Mike Pollak	2013

No. 68	
NAME	YEARS
Dave Middendorf	1968-69
Steve Lawson	1971-72
Bill Kollar	1974-76
Dave Pureifory	1978
Mike Obrovac	1981-83
Tom Richey	1987
Paul Jetton	1989-91
Donnell Johnson (99)	1993 (Games 4-16)
Dave Cadigan	1994
Scott Shaw	1998
Ron Smith	2002
Jonathan Fanene	2005-11
Kevin Zeitler	2012-13

No. 69	
NAME	YEARS
Sherrill Headrick	1968
Tim Krumrie	1983-94
Alex Stepanovich	2007
Clinton McDonald	2010

No. 70	
NAME	YEARS
Andy Rice	1968-69
Ron Carpenter	1970-76
Barney Colton	1979
Bobby Whitten	1981
Emanuel Weaver	1982-83
Jim Skow	1986, '87 (Games 1-2)
James Eaddy	1987 (Games 4-5)
Jim Skow	1987 (Games 6-15), '88-89
Rod Saddler	1991
Artie Smith	1994-96
Glen Steele	1998-2003
Jason Shirley (99)	2010

No. 71	
NAME	YEARS
Rufus Mayes	1970-78
Rod Horn	1980-81
Pete Koch	1984
Mike Hammerstein	1986, '87 (Games 1-2)
John Fletcher	1987 (Games 3-5)
Mike Hammerstein	1987 (Games 6-15), '88-90
Ralph Hamm	1991
Garry Howe	1993
Willie Anderson	1996-2007
Andre Smith	2009-13

No. 72	
NAME	YEARS
Howard Fest	1968-75
Ron Hunt	1976-78
Mack Mitchell	1979
Mike St. Clair	1980-82
Skip McClendon	1987 (Games 1-2)
Keith Cupp	1987 (Games 3-5)
Skip McClendon	1987 (Games 6-15), '88-91
Elston Riddle	1992
Scott Brumfield	1993-97
Matt O'Dwyer	1999-2003
Carl Powell (91)	2004-05
Kirk Chambers	2010
Tanner Hawkinson	2013

No. 73	
NAME	YEARS
Pat Matson	1968-74
Eddie Edwards	1977-88
Ken Moyer	1989-94
Brian DeMarco	1999
Richmond Webb	2001-02
Anthony Collins	2008-13

No. 74	
NAME	YEARS
Willie Lee Jones (78)	1968
Ernie Park	1969
Mike Reid	1970-74
Glenn Bujnoch	1976-82
Brian Blados	1984-91
Tom Scott	1993
Mark Dennis	1994 (Games 4-10)
Rich Braham	1994 (Games 11-16), '95-2006
Dennis Roland	2008-13

No. 75	
NAME	YEARS
Ernie Wright	1968-71
Stan Walters	1972-74
Al Kreviss	1975
Wilson Whitley	1977-82
Bruce Reimers	1984-91
Jack Linn	1993
Anthony Brown	1995-98
Jamain Stephens	1999-2002
Scott Kooistra	2003-09
Devon Still	2012-13

No. 76	
NAME	YEARS
Jim Griffin	1968
Frank Cornish	1970
Vernon Holland	1971-79
Glen Collins	1982-85
Jeff Smith	1987
Kirk Scrafford	1990-92
Trent Pollard	1994-96
Mike Doughty	1999-2000
Levi Jones	2002-08

No. 77	
NAME	YEARS
Bob Kelly	1968
Frank Peters	1969
Bob Maddox	1974
Mike Wilson	1978-85
Mark Tigges	1987
Jim Rourke	1988
Scott Jones	1989, '91
Kevin Sargent	1992-98
Victor Leyva	2001-03
Andrew Whitworth	2006-13

No. 78	
NAME	YEARS
Dan Archer	1968
Willie Lee Jones (74)	1970-71
Lee Thomas	1973
Bob Brown	1975-76
Walter Johnson	1977
Ted Vincent	1978
Anthony Munoz	1980-92

No. 79	
NAME	YEARS
Steve Chomyszak	1968-73
Coy Bacon	1976-77
Ross Browner	1978-86
Bill Berthusen	1987
Dana Wells	1989
Lamar Rogers	1991-92
Ramondo Stallings	1994-98
Scott Rehberg	2000-03
Stacy Andrews	2004-08
Brandon Thompson (98)	2012



(Uniform numbers, continued)

**No. 80**

NAME	YEARS
Ken Johnson.....	1971-77
Cris Collinsworth.....	1981-86, '87 (Games 1-2)
Tom Brown.....	1987 (Games 4-5)
Cris Collinsworth.....	1987 (Games 6-15), '88
Lynn James.....	1990-91
Carl Pickens (81).....	1992-94
David Dunn.....	1995-97, '98 (Game 1)
Willie Jackson.....	1998 (Games 2-16), '99
Peter Warrick.....	2000-04
Nate Lawrie.....	2007-08
Chase Coffman.....	2009-10
Orson Charles.....	2012-13

**No. 81**

NAME	YEARS
Dennis Randall.....	1968
Nick Roman.....	1970-71
Al Chandler.....	1973-74
Jim Corbett.....	1977-80
David Verser.....	1981-84
Eddie Brown.....	1985-86, '87 (Games 1-2)
Marquis Pleasant.....	1987 (Games 3-5)
Eddie Brown.....	1987 (Games 6-15), '88-91
Patrick Robinson.....	1993
Carl Pickens (80).....	1995-99
Ron Dugans.....	2000-02
Ben Utecht.....	2008-09
Terrell Owens.....	2010
Colin Cochart.....	2011
Alex Smith.....	2013

**No. 82**

NAME	YEARS
Ed McCall.....	1968
Royce Berry.....	1969-75
Billy Brooks.....	1976-79
Alton Alexis.....	1980
Rodney Holman.....	1982-86, '87 (Games 1-2)
Wade Russell.....	1987 (Games 3-5)
Rodney Holman.....	1987 (Games 6-15), '88-92
Tony McGee.....	1993-2001
Michael Westbrook.....	2002
Reggie Kelly.....	2003-10
Marvin Jones.....	2012-13

**No. 83**

NAME	YEARS
Bill Staley.....	1968-69
Ed Marshall.....	1971
Sherman White.....	1972-75
Steve Holden.....	1977
Dennis Law.....	1978
Rick Walker (88).....	1979
M.L. Harris.....	1980-85
Dave Romasko.....	1987
Kendal Smith.....	1989-90
Brian Brennan.....	1992
Reggie Thornton.....	1993
David Frisch (47).....	1994
Tyodus Winans.....	1996 (Games 1-6)
Kevin Jordan.....	1996 (Games 7-11)
Gunnard Twynner (17).....	1997 (Games 2-3)
Danny Farmer.....	2000-02
Kevin Walter.....	2003-05
Antonio Chatman.....	2006-09

**No. 84**

NAME	YEARS
Bob Trumpy.....	1968-77
Don Bass.....	1978-81
Gary Williams.....	1984
Dan Ross (89).....	1985
Eric Kattus.....	1986, '87 (Games 1-2)
Reggie Sims.....	1987 (Game 3)
Rodney Tweet.....	1987 (Games 4-5)
Eric Kattus.....	1987 (Games 6-15), '88-91
Milt Stegall.....	1992-94
Jeff Hill (19).....	1995 (Games 2-16), '96
Mike Jenkins.....	1997
Damon Gibson.....	1998
Craig Yeast.....	1999-2000
T.J. Houshmandzadeh.....	2001-08
Jermaine Gresham.....	2010-13

**No. 85**

NAME	YEARS
Dan Brabham.....	1968 (Games 1-9)
Martin Baccaglio.....	1968 (Games 12-14), '69-70
Isaac Curtis.....	1973-84
Tim McGee.....	1986, '87 (Games 1-2)
Greg Meehan.....	1987 (Games 3-5)
Tim McGee.....	1987 (Games 6-15), '88-92
Allen DeGraffenreid.....	1993
Tim McGee.....	1994-95
James Hundon.....	1996-99
LaVell Boyd.....	2000
Chad Johnson.....	2001-10
Armon Binns.....	2012
Tyler Eifert.....	2013

**No. 86**

NAME	YEARS
Andre White.....	1968
John McDaniel.....	1974-77
Steve Kreider.....	1979-86
Ken Brown.....	1987
Carl Parker.....	1988-89
Mike Barber.....	1990-92
Wesley Carroll.....	1993
Darnay Scott.....	1994-2001
Tony Stewart.....	2002-06
Daniel Coats (46).....	2007, '08 (Games 1-8), '09-10
Donald Lee.....	2011

**No. 87**

NAME	YEARS
Bill Peterson (53).....	1968
Mike Kelly.....	1970-72
Pat McNally.....	1976-85
Jim Riggs.....	1987 (Games 1-2)
Curtis Jeffries.....	1987 (Games 3-5)
Jim Riggs.....	1987 (Games 6-15), '88-92
Troy Sadowski.....	1994-96
Stepfret Williams.....	1998
Damon Griffin.....	1999-2000
Chris Edmonds (41, 53).....	2002
Kelley Washington.....	2003-06
Andre Caldwell.....	2008-11

**No. 88**

NAME	YEARS
Bruce Coslet.....	1969-76
Rick Walker (83).....	1977-78
Mike Levenseller.....	1979-80
Mike Martin.....	1983-89
Reggie Rembert.....	1991-93
Derek Ware.....	1995
Steve Bush.....	1997-2000
Sean Brewer.....	2001-02
Lawrence Hamilton.....	2003
Cliff Russell.....	2004
Tab Perry.....	2005-07
J.P. Foschi.....	2009-10
Ryan Whalen.....	2011-13

**No. 89**

NAME	YEARS
Harry Gunner.....	1968-69
Martin Amsler.....	1970
Drew Buie.....	1972
Tim George.....	1973
Jack Novak.....	1975
Mike Cobb.....	1977
Dan Ross (84).....	1979-83
Don Kern.....	1984-85
Ira Hillary.....	1987-89
Shane Garrett.....	1991-92*
Jeff Query.....	1992* (Games 5-16), '95
Marco Battaglia.....	1996-2001
Matt Schobel.....	2002-05
Jerome Simpson.....	2008-11
Richard Quinn.....	2012

\*NOTE: Garrett and Query both were assigned uniform No. 89 for Games 5-16 of 1992. At the time, however, only Query was on the active roster. Garrett was on the Reserve/Injured list.

**No. 90**

NAME	YEARS
Emanuel King.....	1985-88
Eric Shaw.....	1992-94
Gerald Collins.....	1995
Tim Johnson.....	1996
Michael Bankston.....	1998-2000
Justin Smith.....	2001-07
Pat Sims.....	2008-12
Kheeston Randall.....	2013 (Games 10-11)
Christo Bilukidi.....	2013 (Games 12-16 and playoffs)

**No. 91**

NAME	YEARS
Carl Zander.....	1985-91
Brad Smith.....	1993
Brett Wallerstedt.....	1994-96
Billy Granville.....	1997-2000
Randy Chevrier.....	2001
Carl Powell (72).....	2003
Robert Geathers.....	2004-13

**No. 92**

NAME	YEARS
Tim Inglis.....	1987-88
John Copeland.....	1993-2000
Eric Ogbogu.....	2002
Duane Clemons.....	2003-05
Frostee Rucker.....	2006-11
Jamaal Anderson.....	2012
James Harrison.....	2013

**No. 93**

NAME	YEARS
Kiki DeAyala.....	1986-87
Ty Parten.....	1993-95
Tim Morabito.....	1996
Mike Thompson.....	1998
Tom Barndt.....	2000
Mario Monds.....	2001-02
Greg Scott.....	2004
Rashad Jeanty (53).....	2006-08
Michael Johnson.....	2009-13

**No. 94**

NAME	YEARS
Rich Romer.....	1988-89
Alfred Williams.....	1991-94
Jevon Langford (58).....	1996-2000
Tony Williams.....	2001-04
Domata Peko.....	2006-13

**No. 95**

NAME	YEARS
Roosevelt Nix.....	1992-93
Keith Rucker.....	1994-95
Steve Foley.....	1998-2002
LaDairis Jackson.....	2003-04*
Larry Stevens.....	2004* (Games 8-16), '05
Sam Adams.....	2006
Roy Manning.....	2007
Orien Harris.....	2008-09
Victor Adeyanju.....	2010
Wallace Gilberry.....	2012-13

\*NOTE: Jackson and Stevens both were assigned uniform No. 95 for Games 8-16 of 2004. At the time, however, only Stevens was on the active roster. Jackson was on the Reserve/Injured list.

**No. 96**

NAME	YEARS
Willie Fears.....	1987
Curtis Maxey.....	1988
Natu Tualagaloa.....	1989-91
Daniel Stubbs (67).....	1992 (Games 5-16), '93
Kanavis McGhee.....	1994
Alfred Oglesby.....	1995
Kenny Davidson.....	1996
Brentson Buckner.....	1997
Clyde Simmons.....	1998
Vaughn Booker.....	2000-02
Matthias Askew.....	2004-05
Michael Myers.....	2007
Josh Mallard.....	2008 (Games 12-13)
Chris Harrington.....	2008 (Games 14-16)
Shaun Smith (66, 99).....	2009
Carlos Dunlap.....	2010-13

**No. 97**

NAME	YEARS
Brian Pillman (58).....	1984 (Games 4, 6)
Mike Frier.....	1992-94
Andre Purvis.....	1997-99
Bernard Whittington.....	2001-02
John Thornton.....	2003-08
Geno Atkins.....	2010-13

**No. 98**

NAME	YEARS
David Grant.....	1988-91
Tony Savage.....	1992
George Hinkle.....	1993
Todd Kelly.....	1995-96
Canute Curtis.....	1997-2002
Elton Patterson.....	2003, '04 (Games 3-4)
Terrance Martin.....	2004 (Games 8-16)
Bryan Robinson.....	2005-07
Antwan Odom.....	2008-10
Nick Hayden.....	2011
Brandon Thompson (79).....	2013

**No. 99**

NAME	YEARS
Jason Buck.....	1987-90
Alonzo Mitz.....	1991-92
Donnell Johnson (68).....	1993 (Games 1-3)
Dan Wilkinson.....	1994-97
Oliver Gibson.....	1999-2003
Shaun Smith (66, 96).....	2004
David Pollack.....	2005-07
Jason Shirley (70).....	2008
Tank Johnson.....	2009-10
Manny Lawson.....	2011-12
Margus Hunt.....	2013

## PLAYER HISTORY — DRAFTS

1968				
RD.	PLAYER	POS.	COLLEGE	SEL. #
1	Bob Johnson	C	Tennessee	2
2a	Bill Staley	DE/T	Utah State	28
2b	Tom Smiley	RB	Lamar	55
3a	Gary Davis	QB	Vanderbilt	56
3b	Paul Robinson	RB	Arizona	82
3c	Dale Livingston	P/PK	Western Michigan	83
4a	Jess Phillips	DB	Michigan State	84
4b	Warren McVea	RB	Houston	109
5a	Dave Middelendorf	G	Washington State	112
5b	Al Beauchamp	LB	Southern University	138
6a	Howard Fest	T	Texas	139
6b	Bill Kendrick	DT	Alabama A&M	143
6c	John Neidert	LB	Louisville	145
6d	Dewey Warren	QB	Tennessee	155
6e	Essex Johnson	RB	Grambling	156
6f	Elmo Maples	WR	Southern University	158
6g	Sidney Ellis	DB	Jackson State	160
6h	Monk Williams	RB	Arkansas AM&N	163
6i	Jim Johnson	DB	South Carolina State	165
7a	Steve Smith	TE	Miami (Fla.)	166
7b	Wes Bean	LB	Grambling	192
8a	Harry Gunner	LB	Oregon State	193
8b	Ed Brantley	T	North Texas State	219
9a	Phil Johnson	DB	Long Beach State	220
9b	Steve Hanrahan	DT	Weber State	246
10a	Wayne Patrick	RB	Louisville	247
10b	James Russell	TE	North Texas State	273
11a	Wally Scott	CB	Arizona	274
11b	Jeff Banks	LB	Pacific	300
12a	Bob Trumpy	TE	Utah	301
12b	Harold Jones	T	Grambling	327
13a	James Bivins	LB	Texas Southern	328
13b	Ted Washington	RB	San Diego State	354
14a	Les Webster	RB	Iowa State	355
14b	Steve Lewicke	DE	Texas-El Paso	381
15a	Harvey Palmore	G	Morgan State	382
15b	Joe Mira	WR	Miami (Fla.)	408
16a	James Williams	DB	Alcorn A&M	409
16b	Brown Marks	LB	Indiana	435
17a	Don Manning	LB	UCLA	436
17b	James Smith	TE	Jackson State	462

1969				
RD.	PLAYER	POS.	COLLEGE	SEL. #
1	Greg Cook	QB	Cincinnati	5
2	Bill Bergey	LB	Arkansas State	31
3	Speedy Thomas	WR	Utah	57
4	Clem Turner	RB	Cincinnati	83
5	Guy Dennis	G	Florida	109
6	Ken Riley	CB	Florida A&M	135
7	Royce Berry	DE	Houston	161
8	Tim Buchanan	LB	Hawaii	187
9	Mike Stripling	RB	Tulsa	213
10	Steve Howell	TE	Ohio State	239
11	Mark Stewart	S	Georgia	265
12	Lonnice Paige	DT	North Carolina State	290
13	Chuck Benson	WR	Southern Illinois	316
14	Mike Wilson	RB	Dayton	343
15	Bill Shoemaker	PK	Stanford	369
16	Bill Schmitt	LB	Missouri	395
17	Terry Story	T	Georgia Tech	421

1970				
RD.	PLAYER	POS.	COLLEGE	SEL. #
1	Mike Reid	DT	Penn State	7
2	Ron Carpenter	DT	North Carolina State	32
3	Chip Bennett	G	Abilene Christian	60
4a	Joe Stephens	LB	Jackson State	85
4b	Billie Hayes	DB	San Diego State	104
5	(none)			
6	Sandy Durko	S	Southern California	137
7	Lemar Parrish	CB	Lincoln University (Mo.)	163
8	Bill Trout	DT	Miami (Fla.)	188
9	Bill Bolden	RB	UCLA	216
10	Nick Roman	LB	Ohio State	241
11	Sam Wallace	LB	Grambling	266
12	Tom Truesdell	DE	Ohio Wesleyan	294
13	Paul Dunn	RB	U.S. International	319
14	Joe Johnson	WR	Johnson C. Smith	344
15	Marvin Weeks	DB	Alcorn A&M	372
16	Larry Ely	LB	Iowa	397
17	Richard Lee Smith	RB	Washington	422

1971				
RD.	PLAYER	POS.	COLLEGE	SEL. #
1	Vernon Holland	T	Tennessee State	15
2	Steve Lawson	G	Kansas	41
3	Ken Anderson	QB	Augustana (Ill.)	67
4	Fred Willis	DE	Boston College	93
5	Arthur May	DE	Tuskegee	110
6	(none)			
7	Neal Craig	S	Fisk	171
8	Fred Herring	CB	Tennessee State	197
9	Gary Gustafson	LB	Montana State	223
10	Jack Stambaugh	G	Oregon	249
11	Ed Marshall	WR	Cameron	275
12	J. Rod Hayden	DE	Memphis State	301
13	David Knapman	TE	Central Washington	327
14	Irvin Mallory	DB	Virginia Union	353
15	Bob Thomas	RB	Arizona State	379
16	Mark Debevc	LB	Ohio State	405
17	Sam Pearson	CB	Western Kentucky	432

1972				
RD.	PLAYER	POS.	COLLEGE	SEL. #
1	Sherman White	DE	California	2
2	Tommy Casanova	DB	Louisiana State	29
3	Jim LeClair	LB	North Dakota	54
4	Bernard Jackson	DB	Washington State	81
5	Tom DeLeone	C	Ohio State	106
6	(none)			
7	Steve Conley	LB/RB	Kansas	158
8	Dan Kratzer	WR	Missouri Valley	185
9	Stan Walters	T	Syracuse	210
10	Brian Foster	CB	Colorado	237
11	Kent Pederson	TE	California, Santa Barbara	261
12	Rick Wegis	S	Cal Poly-SLO	289
13	James Hamilton	P/OB	Arkansas State	314
14	Steve Porter	WR	Indiana	341
15	Hosea Minnieweather	DT	Jackson State	366
16	John Wiegmann	WR	Cal Poly-Pomona	393
17	Dave Green	P/K	Ohio	418

1973				
RD.	PLAYER	POS.	COLLEGE	SEL. #
1	Isaac Curtis	WR	San Diego State	15
2	Al Chandler	TE	Oklahoma	43
3	Tim George	WR	Carson-Newman	68
4	(none)			
5	Bob McCall	RB	Arizona	121
6	Bob Jones	CB	Virginia Union	146
7	Bob Maddox	DT/DE	Frostburg State	171
8	Joe Wilson	RB	Holy Cross	199
9	John Dampeer	G	Notre Dame	224
10	Lenvil Elliott	RB	Northeast Missouri State	249
11	William Montgomery	DB	Morehouse (Ga.)	277
12	Boobie Clark	RB	Bethune-Cookman	302
13	Brooks West	DT	Texas-El Paso	327
14	Hurles Scales	DB	North Texas State	355
15	Ted McNulty	QB	Indiana	380
16	Harry Unger	RB	Auburn	405
17	Wayne Estabrook	QB	Whittier	433

1974				
RD.	PLAYER	POS.	COLLEGE	SEL. #
1	Bill Kollar	DT	Montana State	23
2	Charlie Davis	RB	Colorado	48
3a	Dave Lapham	T	Syracuse	61
3b	Evan Joltz	LB	Cincinnati	73
4a	Mike Boryla	QB	Stanford	87
4b	Daryl White	G	Nebraska	98
4c	Richard Williams	WR	Abilene Christian	103
5a	Haskel Stanback	RB	Tennessee	114
5b	Richard Bishop	DT	Louisville	127
6a	Robin Sinclair	DB	Washington State	152
6b	William Bryant	DB	Grambling	153
7	Ken Sawyer	DE	Syracuse	177
8	John McDaniel	WR	Lincoln	202
9	Ed Johnson	DE	Southern Methodist	231
10	Chuck Herd	WR	Penn State	256
11	Ed Kezirian	T	UCLA	281
12	Rudy McClinton	DB	Xavier (Ohio)	306
13	Ted Jorнов	LB	Iowa State	335
14	Mike Phillips	DE	Cornell	360
15	Isaac Jackson	RB	Kansas State	385
16	Daryl Bishop	DB	Kentucky	410
17	Jim Smith	RB	North Carolina Central	439

1975				
RD.	PLAYER	POS.	COLLEGE	SEL. #
1	Glenn Cameron	LB	Florida	14
2	Al Kreviss	T	Boston College	39
3a	Gary Burley	DE	Pittsburgh	55
3b	Gary Sheide	QB	Brigham Young	64
3c	Bo Harris	LB	Louisiana State	77
4	Stan Fritts	RB	North Carolina State	97
5a	Pat McNally	P/WR	Harvard	120
5b	Jeff West	P/TE	Cincinnati	122
6a	Tom Shuman	QB	Penn State	142
6b	Rollen Smith	CB	Arkansas	145
7	Chris Devlin	LB	Penn State	170
8	Ricky Davis	S	Alabama	195
9a	Greg Dubinetz	G	Yale	220
9b	Lofell Williams	WR/RB	Virginia Union	227
10	Rocky Felker	QB	Mississippi State	245
11	Marvin Cobb	CB	Southern California	276
12	Jack Novak	TE	Wisconsin	301
13	Ron Rosenberg	LB	Montana	326
14	Frank Haywood	DT	North Carolina State	351
15	Greg Enright	PK	Southern Oregon	376
16	John Tuttle	WR	Kansas State	401
17	Elvin Charity	CB	Yale	432

1976				
RD.	PLAYER	POS.	COLLEGE	SEL. #
1a	Billy Brooks	WR	Oklahoma	11
1b	Archie Griffin	RB	Ohio State	24
2a	Glenn Bujnoch	G	Texas A&M	38
2b	Chris Bahr	PK	Penn State	51
3a	Danny Reece	DB	Southern California	69
3b	Reggie Williams	LB	Dartmouth	82
4a	Tony Davis	RB	Nebraska	106
4b	Greg Fairchild	T/G	Tulsa	116
5a	Willie Shelby	DB/WR	Alabama	138
5b	Scott Perry	DB	Williams	147
6	Orlando Nelson	TE	Utah State	176
7a	Bob Bateman	QB	Brown	187
7b	Pete Rome	DB	Miami (Ohio)	192
7c	Ken Kuhn	LB	Ohio State	205
8	Ron Hunt	T	Oregon	232
9	Lonnice Algood	WR	Syracuse	259
10	Tom Klaban	K	Ohio State	287
11	Melvin Morgan	DB	Mississippi Valley State	314
12	Joe Dale Harris	WR	Alabama	340
13	Randy Walker	RB	Miami (Ohio)	371
14	Greg Coleman	P/PK	Florida A&M	398
15	Lynn Hieber	QB	Indiana (Pa.)	425
16	George Demopoulos	C	Miami (Fla.)	455
17	Scott Dannelley	T/G	Ohio State	482

1977				
RD.	PLAYER	POS.	COLLEGE	SEL. #
1a	Eddie Edwards	DT	Miami (Fla.)	3
1b	Wilson Whitley	DT	Houston	8
1c	Mike Cobb	TE	Michigan State	22
2	Pete Johnson	RB	Ohio State	49
3	Mike Voight	RB	North Carolina	76
4a	Rick Walker	TE	UCLA	85
4b	Mike Wilson	T	Georgia	103
4c	Jerry Anderson	CB	Oklahoma	105
5	Ray Phillips	LB	Nebraska	133
6	Tom Duniven	QB	Texas Tech	160
7a	Louis Breeden	DB	North Carolina Central	187
7b	Jim Corbett	TE	Pittsburgh	194
8	Jose Saint-Victor	G	Syracuse	214
9	Willie Zachary	WR	Central State (Ohio)	245
10	Bob Bialk	P	Hillsdale (Mich.)	272
11a	Joel Parrish	G	Georgia	292
11b	Carl Allen	DB	Southern Mississippi	299
12	Alex Percival	WR	Morehouse (Ga.)	326

1978				
RD.	PLAYER	POS.	COLLEGE	SEL. #
1a	Ross Browner	DL	Notre Dame	8
1b	Blair Bush	C	Washington	16
2a	Ray Griffin	CB	Ohio State	35
2b	Deacon Turner	RB	San Diego State	45
3a	Ted Vincent	DT	Wichita State	72
3b	Don Bass	WR	Houston	83
4	Dennis Law	WR	East Tennessee State	99
5a	Tom Dinkel	LB	Kansas	126
5b	Rob Hertel	QB	Southern California	131
6	Steve Geise	RB	Penn State	155
7a	Joe Branson	S	Livingstone (N.C.)	182
7b	Danny Bass	T	Elon (N.C.)	193
8	Bill Miller	T	Western Illinois	211
9	Ron Shuman	LB	Wichita State	238
10	Tom DePaso	LB	Penn State	267
11a	Calvin Prince	RB	Louisville	293
11b	Mark Donahue	G	Michigan	294
12	Kim Featsent	WR	Kent State	323

(Player history — drafts, continued)

1979

RD.	PLAYER	POS.	COLLEGE	SEL. #
1a	Jack Thompson	QB	Washington State	3
1b	Charles Alexander	RB	Louisiana State	*12
2	Dan Ross	TE	Northeastern	30
3	Barney Cotton	G	Nebraska	59
4a	James White	DT	Albany State	84
4b	Vaughn Lusby	CB	Arkansas	91
5	Casey Merrill	DE	California, Davis	113
6	Steve Kreider	WR	Lehigh	139
7	Max Montoya	T	UCLA	168
8	Howie Kurnick	LB	Cincinnati	194
9	Scott Burk	S	Oklahoma State	223
10	Nathan Poole	RB	Louisville	250
11	Ken Bungarda	DE	Missouri	278
12	Jim Browner	S	Notre Dame	304

\*NOTE: Cincinnati traded CB Lemar Parrish and DE Coy Bacon to Washington on June 26, 1978 for the Redskins' first-round pick in '79 (which ended up being No. 12 overall).

1980

RD.	PLAYER	POS.	COLLEGE	SEL. #
1	Anthony Munoz	T	Southern California	3
2	Kirby Criswell	LB	Kansas	31
3	Rod Horn	DL	Nebraska	59
4	Bill Glass	G	Baylor	86
5	Bryan Hicks	S	McNeese State	113
6a	Jo Jo Heath	KR/DB	Pittsburgh	141
6b	Andrew Melontree	LB	Baylor	159
7a	Ron Simpkins	LB	Michigan	167
7b	Gary Don Johnson	DT	Baylor	168
8	Mark Lyles	RB	Florida State	196
9	Greg Bright	S	Morehead State	224
10	Sandro Vitiello	K	Massachusetts	252
11	Alton Alexis	WR	Tulane	281
12	Mike Wright	QB	Vanderbilt	308

1981

RD.	PLAYER	POS.	COLLEGE	SEL. #
1	David Verser	WR	Kansas	10
2	Cris Collinsworth	WR	Florida	37
3	John Simmons	CB	Southern Methodist	64
4	Guy Frazier	LB	Wyoming	93
5	Benjie Pryor	TE	Pittsburgh	120
6	Rex Robinson	PK	Georgia	146
7	Jeff Schuh	LB	Minnesota	176
8	Bobby Kemp	S	Cal State-Fullerton	202
9a	Jim Hannula	OL	Northern Illinois	229
9b	Samoa Samoa	RB	Washington State	230
10	Hubert Simpson	RB	Tennessee	258
11	Robert Jackson	S	Central Michigan	285
12	Mark O'Connell	QB/K	Ball State	312

1982

RD.	PLAYER	POS.	COLLEGE	SEL. #
1	Glen Collins	DE	Mississippi State	26
2	Emanuel Weaver	NT	South Carolina	54
3	Rodney Holman	TE	Tulane	82
4	Rodney Tate	RB	Texas	110
5	Paul Sorensen	DB	Washington State	138
6	Arthur King	NT	Grambling	166
7	Ben Needham	LB	Michigan	194
8	Karl Yli-Renko	T	Cincinnati	222
9	James Bennett	WR	Northwestern State (La.)	250
10	Larry Hogue	CB	Utah State	278
11	Russell Davis	RB	Idaho	305
12	Dan Feraday	QB	Toronto	333

1983

RD.	PLAYER	POS.	COLLEGE	SEL. #
1	Dave Rimington	C	Nebraska	25
2	Ray Horton	CB	Washington	53
3	Jimmy Turner	CB	UCLA	81
4	Steve Maidlow	LB	Michigan State	109
5	Jeff Christensen	QB	Eastern Illinois	137
6a	Kiki DeAyala	LB	Texas	152
6b	Larry Kinnebrew	RB	Tennessee State	165
7	James Griffin	S	Middle Tennessee State	193
8	Mike Martin	WR	Illinois	221
9	Stanley Wilson	RB	Oklahoma	248
10	Tim Krumrie	NT	Wisconsin	276
11	Gary Williams	WR	Ohio State	304
12	Andre Young	LB	Bowling Green	332

1984

RD.	PLAYER	POS.	COLLEGE	SEL. #
1a	Ricky Hunley	LB	Arizona	7
1b	Pete Koch	DE	Maryland	*16
1c	Brian Blados	OL	North Carolina	*28
2	Boomer Esiason	QB	Maryland	38
3	Stanford Jennings	RB	Furman	62
4	John Farley	RB	Cal State-Sacramento	95
5	Barney Bussey	DB	South Carolina State	119
6	Don Kern	TE	Arizona State	150
7	Leo Barker	LB	New Mexico State	177
8	Bruce Reimers	T	Iowa State	204
9	Bruce Kozerski	OL	Holy Cross	231
10a	Aaron Jackson	LB	North Carolina	262
10b	Brent Ziegler	RB	Syracuse	265
11	Steve McKeaver	RB	Central State (Okla.)	289
12	Steve Racquet	LB	Holy Cross	316

\*NOTE: Cincinnati traded No. 1 selection to New England for the Nos. 16 and 28 picks. Cincinnati had obtained the No. 1 pick from a 1983 trade of QB Jack Thompson to Tampa Bay.

1985

RD.	PLAYER	POS.	COLLEGE	SEL. #
1a	Eddie Brown	WR	Miami (Fla.)	13
1b	Emanuel King	LB	Alabama	25
2	Carl Zander	LB	Tennessee	43
3	Sean Thomas	CB	Texas Christian	70
4	Anthony Tuggle	CB	Nicholls State	97
5a	Tony Degrate	NT	Texas Tech	127
5b	Lee Davis	CB	Mississippi	129
6a	Eric Stokes	T	Northeastern	148
6b	Keith Lester	TE	Murray State	154
7a	Kim Locklin	RB	New Mexico State	172
7b	Joe Walter	T	Texas Tech	181
8	Dave Strobel	LB	Iowa	211
9	Keith Cruise	DE	Northwestern	238
10	Bernard King	LB	Syracuse	265
11	Harold Stanfield	TE	Mississippi College	296
12	Louis Garza	T	New Mexico State	322

1986

RD.	PLAYER	POS.	COLLEGE	SEL. #
1a	Joe Kelly	LB	Washington	11
1b	Tim McGee	WR	Tennessee	21
2	Lewis Billups	CB	North Alabama	38
3a	Jim Skow	DE	Nebraska	58
3b	Mike Hammerstein	DE	Michigan	65
3c	David Fulcher	S	Arizona State	78
4a	Eric Kattus	TE	Michigan	91
4b	Doug Gaynor	QB	Cal State-Long Beach	99
5	Leon White	LB	Brigham Young	123
6	Gary Hunt	CB	Memphis State	152
7	Pat Franklin	RB	Southwest Texas State	177
8	David Douglas	T	Tennessee	204
9	Cary Whittingham	LB	Brigham Young	230
10	Jeff Shaw	NT	Salem College	262
11a	Tim Stone	T	Kansas State	289
11b	Tom Flaherty	LB	Northwestern	294
12	Steve Bradley	QB	Indiana	316

1987

RD.	PLAYER	POS.	COLLEGE	SEL. #
1	Jason Buck	DE	Brigham Young	17
2	Eric Thomas	CB	Tulane	49
3a	Leonard Bell	FS	Indiana	76
3b	Skip McClendon	DE	Arizona State	77
4	Jim Riggs	TE	Clemson	103
5a	Marc Logan	RB	Kentucky	130
5b	Greg Horne	P/PK	Arkansas	139
6	Sonny Gordon	FS	Ohio State	157
7	Chris Thatcher	G/C	Lafayette	188
8	Solomon Wilcots	CB	Colorado	215
9	Craig Raddatz	LB	Wisconsin	242
10	David McCluskey	RB	Georgia	269
11	Jim Wame	T	Arizona State	296
12	John Hollifield	RB	West Virginia	328

1988

RD.	PLAYER	POS.	COLLEGE	SEL. #
1	Rickey Dixon	CB	Oklahoma	5
2	Elbert "Ickey" Woods	RB	Nevada-Las Vegas	31
3	Kevin Walker	LB	Maryland	57
4	David Grant	NT	West Virginia	84
5	Herb Wester	T	Iowa	114
6	Paul Jetton	OL	Texas	141
7	Rich Romer	LB	Union (N.Y.)	168
8	Curtis Maxey	NT	Grambling	195
9	Brandy Wells	DB	Notre Dame	226
10	Ellis Dillahunt	DB	East Carolina	253
11	Paul Hickert	K	Murray State	280
12	Carl Parker	WR	Vanderbilt	307

1989

RD.	PLAYER	POS.	COLLEGE	SEL. #
1	(none)			
2a	Eric Ball	RB	UCLA	*35
2b	Freddie Childress	G	Arkansas	55
3	Erik Wilhelm	QB	Oregon State	83
4a	Kerry Owens	LB	Arkansas	*89
4b	Rob Woods	T	Arizona	111
5	Natu Tuiatagaloa	NT	California	138
6	Craig Taylor	RB	West Virginia	166
7	Kendal Smith	WR	Utah State	194
8	Chris Chenault	LB	Kentucky	222
9	Richard Stephens	T	Tulsa	250
10a	Cornell Holloway	CB	Pittsburgh	256
10b	Bob Jean	QB	New Hampshire	278
11	Dana Wells	NT	Arizona	306
12	Scott Jones	T	Washington	334

\*NOTE: Cincinnati traded the No. 27 selection to Atlanta for the Nos. 35, 89 and 256 picks.

1990

RD.	PLAYER	POS.	COLLEGE	SEL. #
1	James Francis	LB	Baylor	12
2	Harold Green	RB	South Carolina	38
3	Bernard Clark	LB	Miami (Fla.)	65
4	Mike Brennan	T	Notre Dame	91
5	Lynn James	WR	Arizona State	122
6	Don Odegard	CB	Nevada-Las Vegas	150
7	Craig Ogletree	LB	Auburn	177
8	Doug Wellsandt	TE	Washington State	204
9	Mitchell Price	CB	Tulane	234
10	Eric Crigler	T	Murray State	261
11	Tim O'Connor	T	Virginia	288
12	Andre Riley	WR	Washington	314

1991

RD.	PLAYER	POS.	COLLEGE	SEL. #
1	Alfred Williams	LB	Colorado	18
2	Lamar Rogers	DE	Auburn	52
3	Bob Dahl	DE	Notre Dame	72
4a	Donald Hollas	QB	Rice	99
4b	Rob Carpenter	WR	Syracuse	109
5	Mike Arthur	C	Texas A&M	130
6	Richard Fair	CB	Florida	157
7	Fernandus Vinson	S	North Carolina State	184
8	Mike Dingle	RB	South Carolina	211
9	Shane Garrett	WR	Texas A&M	241
10	Jim Lavin	G/T	Georgia Tech	263
11	Chris Smith	TE	Brigham Young	295
12	Antoine Bennett	CB	Florida A&M	322

1992

RD.	PLAYER	POS.	COLLEGE	SEL. #
1a	David Klingler	QB	Houston	*6
1b	Darryl Williams	S	Miami (Fla.)	*28
2	Carl Pickens	WR	Tennessee	31
3	Leonard Wheeler	CB	Troy State	84
4	Ricardo McDonald	LB	Pittsburgh	88
5	Craig Thompson	TE	North Carolina A&T	115
6	Chris Burns	DE	Middle Tennessee State	142
7	Lance Olberding	T	Iowa	172
8	Roosevelt Nix	DE	Central State (Ohio)	199
9	Ostell Miles	RB	Houston	226
10	Horace Smith	CB	Oregon Tech	256
11	John Earle	OL	Western Illinois	283
12	Eric Shaw	LB	Louisiana Tech	310

\*NOTE: Cincinnati traded the No. 5 selection to Washington for the No. 6 and No. 28 picks.

1993

RD.	PLAYER	POS.	COLLEGE	SEL. #
1	John Copeland	DE	Alabama	5
2	Tony McGee	TE	Michigan	37
3a	Steve Tovar	LB	Ohio State	59
3b	Ty Parten	DT	Arizona	63
4	Marcello Simmons	CB	Southern Methodist	90
5	Forey Duckett	CB	Nevada-Reno	117
6	Tom Scott	T	East Carolina	148
7	Lance Gunn	S	Texas	175
8	Doug Pelfrey	K	Kentucky	202

1994

RD.	PLAYER	POS.	COLLEGE	SEL. #
1	Dan Wilkinson	DT	Ohio State	1
2	Darnay Scott	WR	San Diego State	30
3a	Jeff Coltran	FB	Ohio State	66
3b	Steve Shine	LB	Northwestern	86
4	Corey Sawyer	CB	Florida State	104
5	Trent Pollard	T	Eastern Washington	132
6a	Kimo von Oelhoffen	DT	Boise State	162
6b	Jerry Reynolds	T	Nevada-Las Vegas	184
7	Ramondo Stallings	DE	San Diego State	195

(Player history — drafts, continued)

1995

RD.	PLAYER	POS.	COLLEGE	SEL. #
1	Ki-Jana Carter	RB	Penn State	*1
2	(none)			
3	Melvin Tuten	T	Syracuse	69
4	Sam Shade	S	Alabama	102
5	David Dunn	WR	Fresno State	139
6	Ryan Grigson	T	Purdue	175
7	John Walsh	QB	Brigham Young	213

\*NOTE: Cincinnati traded the No. 5 and No. 36 selections to Carolina for the No. 1 pick.

1996

RD.	PLAYER	POS.	COLLEGE	SEL. #
1	Willie Anderson	T	Auburn	10
2	Marco Battaglia	TE	Rutgers	39
3	Ken Blackman	G/T	Illinois	69
4	Jevon Langford	DE	Oklahoma State	108
5	Greg Myers	S	Colorado State	144
6	Tom Tumulty	LB	Pittsburgh	178
7	Rod Jones	G/T	Kansas	219

1997

RD.	PLAYER	POS.	COLLEGE	SEL. #
1	Reinard Wilson	LB	Florida State	14
2	Corey Dillon	RB	Washington	43
3	Rod Payne	C	Michigan	76
4	Tremain Mack	S	Miami (Fla.)	111
5	Andre Purvis	NT	North Carolina	144
6	Canute Curtis	LB	West Virginia	176
7	William Carr	NT	Michigan	217

1998

RD.	PLAYER	POS.	COLLEGE	SEL. #
1a	Takeo Spikes	LB	Auburn	13
1b	Brian Simmons	LB	North Carolina	*17
2	Artrel Hawkins	CB	Cincinnati	43
3a	Steve Foley	LB	Northeast Louisiana	75
3b	Mike Goff	G	Iowa	*78
4	Glen Steele	DL	Michigan	105
5	(none)			
6	Jason Tucker	WR	Texas Christian	167
7a	Marcus Parker	FB	Virginia Tech	202
7b	Damian Vaughn	TE	Miami (Ohio)	222

\*NOTE: Cincinnati traded DE Dan Wilkinson to Washington for the No. 17 and No. 78 picks, and traded the No. 135 pick to Indianapolis for QB Paul Justin.

1999

RD.	PLAYER	POS.	COLLEGE	SEL. #
1	Akili Smith	QB	Oregon	3
2	Charles Fisher	CB	West Virginia	33
3	Cory Hall	S	Fresno State	65
4	Craig Yeast	WR	Kentucky	98
5	Nick Luchey	FB	Miami (Fla.)	135
6	Kelly Gregg	NT	Oklahoma	173
7a	Tony Coats	G	Washington	209
7b	Scott Covington	QB	Miami (Fla.)	245
7c	Donald Broomfield	DE	Clemson	249

2000

RD.	PLAYER	POS.	COLLEGE	SEL. #
1	Peter Warrick	WR	Florida State	4
2	Mark Roman	CB	Louisiana State	34
3	Ron Dugans	WR	Florida State	66
4	Curtis Keaton	HB	James Madison	97
5	Robert Bean	CB	Mississippi State	133
6	Neil Rackers	K	Illinois	169
7	Brad St. Louis	TE-LS	Southwest Missouri State	210

2001

RD.	PLAYER	POS.	COLLEGE	SEL. #
1	Justin Smith	DE	Missouri	4
2	Chad Johnson	WR	Oregon State	36
3	Sean Brewer	TE	San Jose State	66
4	Rudi Johnson	HB	Auburn	100
5	Victor Leyva	G	Arizona State	135
6	Riall Johnson	LB	Stanford	168
7	T.J. Houshmandzadeh	WR	Oregon State	204

2002

RD.	PLAYER	POS.	COLLEGE	SEL. #
1	Levi Jones	OT	Arizona State	10
2	Lamont Thompson	FS	Washington State	41
3	Matt Schobel	TE	Texas Christian	*67
4	Travis Dorsch	K-P	Purdue	109
5	(none)			
6	Marquand Manuel	FS	Florida	181
7	Joey Evans	DE	North Carolina	219

\*NOTE: Cincinnati traded the No. 73 and No. 145 picks to Carolina for the No. 67 pick.

2003

RD.	PLAYER	POS.	COLLEGE	SEL. #
1	Carson Palmer	QB	Southern California	1
2	Eric Steinbach	G	Iowa	33
3	Kelley Washington	WR	Tennessee	65
4a	Dennis Weathersby	CB	Oregon State	98
4b	Jeremi Johnson	FB	Western Kentucky	118
5	Khalid Abdullah	OLB	Mars Hill	136
6	Langston Moore	DT	South Carolina	174
7a	Scott Kooistra	OT	North Carolina State	215
7b	Elton Patterson	DE	Central Florida	259

2004

RD.	PLAYER	POS.	COLLEGE	SEL. #
1	Chris Perry	HB	Michigan	*26
2a	Keiwan Ratliff	CB	Florida	49
2b	Madieu Williams	FS	Maryland	*56
3a	Caleb Miller	MLB	Arkansas	80
3b	Landon Johnson	OLB	Purdue	96
4a	Matthias Askew	DT	Michigan State	114
4b	Robert Geathers	DE	Georgia	*117
4c	Stacy Andrews	OT	Mississippi	*123
5	Maurice Mann	WR	Nevada	149
6	Greg Brooks	CB	Southern Mississippi	183
7	Casey Bramlet	QB	Wyoming	218

\*NOTE: Cincinnati traded the No. 17 pick to Denver for CB Delltha O'Neal and the No. 24 and No. 117 selections; Cincinnati later traded the No. 24 pick to St. Louis for the No. 26 and No. 123 choices. Cincinnati also traded HB Corey Dillon to New England for the No. 56 pick.

2005

RD.	PLAYER	POS.	COLLEGE	SEL. #
1	David Pollack	LB	Georgia	17
2	Odell Thurman	LB	Georgia	48
3	Chris Henry	WR	West Virginia	83
4	Eric Ghiaciuc	C	Central Michigan	119
5	Adam Kieft	OT	Central Michigan	153
6	Tab Perry	WR	UCLA	190
7	Jonathan Fanene	DE	Utah	233

2006

RD.	PLAYER	POS.	COLLEGE	SEL. #
1	Johnathan Joseph	CB	South Carolina	24
2	Andrew Whitworth	OL	Louisiana State	55
3	Frostee Rucker	DE	Southern California	91
4	Domata Peko	DT	Michigan State	123
5	A.J. Nicholson	LB	Florida State	157
6	Reggie McNeal	WR	Texas A&M	193
7a	Ethan Kilmer	S	Penn State	209
7b	Bernie Brazell	WR	Louisiana State	231
3-s	Ahmad Brooks	LB	Virginia	—

\*NOTE: Selected in third round of NFL Supplemental Draft

2007

RD.	PLAYER	POS.	COLLEGE	SEL. #
1	Leon Hall	CB	Michigan	18
2	Kenny Irons	HB	Auburn	49
3	(none)			
4	Marvin White	S	Texas Christian	114
5	Jeff Rowe	QB	Nevada	151
6	Matt Toeaina	DT	Oregon	187
7a	Dan Santucci	C	Notre Dame	230
7b	Chinedum Ndukwue	S	Notre Dame	253

2008

RD.	PLAYER	POS.	COLLEGE	SEL. #
1	Keith Rivers	LB	Southern California	9
2	Jerome Simpson	WR	Coastal Carolina	46
3a	Pat Sims	DT	Auburn	77
3b	Andre Caldwell	WR	Florida	97
4	Anthony Collins	OT	Kansas	112
5	Jason Shirley	DT	Fresno State	145
6a	Corey Lynch	S	Appalachian State	177
6b	Matt Sherry	TE	Villanova	207
7a	Angelo Craig	DE	Cincinnati	244
7b	Mario Urrutia	WR	Louisville	246

2009

RD.	PLAYER	POS.	COLLEGE	SEL. #
1	Andre Smith	OT	Alabama	6
2	Rey Mauluga	LB	Southern California	38
3a	Michael Johnson	DE	Georgia Tech	70
3b	Chase Coffman	TE	Missouri	98
4	Jonathan Luigs	C	Arkansas	106
5	Kevin Huber	P	Cincinnati	142
6a	Morgan Trent	CB	Michigan	179
6b	Bernard Scott	HB	Abilene Christian	209
7a	Fui Vakapuna	FB	Brigham Young	215
7b	Clinton McDonald	DT	Memphis	249
7c	Fredddie Brown	WR	Utah	252

2010

RD.	PLAYER	POS.	COLLEGE	SEL. #
1	Jermaine Gresham	TE	Oklahoma	21
2	Carlos Dunlap	DE	Florida	54
3a	Jordan Shipley	WR	Texas	84
3b	Brandon Ghee	CB	Wake Forest	96
4a	Geno Atkins	DT	Georgia	120
4b	Rodrick Muckelroy	LB	Texas	131
5	Otis Hudson	G	Eastern Illinois	152
6	Dezmon Briscoe	WR	Kansas	191
7	Reggie Stephens	C	Iowa State	228

2011

RD.	PLAYER	POS.	COLLEGE	SEL. #
1	A.J. Green	WR	Georgia	4
2	Andy Dalton	QB	Texas Christian	35
3	Dontay Moch	LB	Nevada	66
4	Clint Boling	G	Georgia	101
5	Robert Sands	S	West Virginia	134
6	Ryan Whalen	WR	Stanford	167
7a	Korey Lindsey	CB	Southern Illinois	207
7b	Jay Finley	HB	Baylor	246

2012

RD.	PLAYER	POS.	COLLEGE	SEL. #
1a	Dre Kirkpatrick	CB	Alabama	*17
1b	Kevin Zeitler	G	Wisconsin	*27
2	Devon Still	DT	Penn State	53
3a	Mohamed Sanu	WR	Rutgers	83
3b	Brandon Thompson	DT	Clemson	*93
4	Orson Charles	TE	Georgia	116
5a	Shawn Prater	CB	Iowa	156
5b	Marvin Jones	WR	California	*166
5c	George Iloka	S	Boise State	*167
6	Dan Herron	HB	Ohio State	191

\*NOTE: The No. 17 pick (Round 1) was acquired by Cincinnati in a 10-18-11 trade with Oakland for QB Carson Palmer. Cincinnati traded the No. 21 pick (Round 1) to New England for the No. 27 (Round 1) and No. 93 picks (Round 3) on 4-26-12. The No. 166 pick (Round 5) was acquired by Cincinnati in a 7-29-11 trade with New England for WR Chad Johnson. The No. 167 pick (Round 5) was acquired by Cincinnati in a 4-12-12 trade with the N.Y. Giants for LB Keith Rivers. Cincinnati traded the No. 228 pick (Round 7) and CB David Jones to Jacksonville for S Reggie Nelson on 9-4-10.

2013

RD.	PLAYER	POS.	COLLEGE	SEL. #
1	Tyler Eifert	TE	Notre Dame	21
2a	Giovani Bernard	HB	North Carolina	*37
2b	Margus Hunt	DE	Southern Methodist	53
3	Shawn Williams	S	Georgia	84
4	Sean Porter	LB	Texas A&M	118
5	Tanner Hawkinson	G	Kansas	156
6a	Rex Burkhead	HB	Nebraska	190
6b	Cobi Hamilton	WR	Arkansas	*197
7a	Reid Fragel	OT	Ohio State	*240
7b	T.J. Johnson	C	South Carolina	*251

\*NOTE: The No. 37 pick (Round 2) was acquired by Cincinnati in a 10-18-11 trade with Oakland for QB Carson Palmer. The No. 197 pick (Round 6) was acquired by Cincinnati in a 7-29-11 trade with New England for WR Chad Johnson. Cincinnati traded the No. 227 pick (Round 7) to San Francisco for S Taylor Mays on 8-23-11. Cincinnati was awarded two compensatory picks: No. 240 (Round 7) and No. 251 (Round 7).

2014

RD.	PLAYER	POS.	COLLEGE	SEL. #
1	Darqueze Dennard	CB	Michigan State	24
2	Jeremy Hill	HB	Louisiana State	55
3	Will Clarke	DE	West Virginia	88
4	Russell Bodine	C	North Carolina	111
5	A.J. McCarron	QB	Alabama	164
6	Marquis Flowers	LB	Arizona	212
7a	James Wright	WR	Louisiana State	239
7b	Lavelle Westbrook	CB	Georgia Southern	252

\*NOTE: Cincinnati traded the No. 123 pick (Round 4) and the No. 199 pick (Round 6) to Seattle for the No. 111 pick (Round 4). Cincinnati was awarded two compensatory picks: No. 212 (Round 6) and No. 252 (Round 7).

COLLEGE	PLAYERS	Cincinnati	17	Illinois	8	Michigan Tech	1	Oklahoma State	5	Texas A&I	1
Abilene Christian <td>3</td> <td>Clemson<td>4<th>Illinois State</th><th>1</th><td>Middle Tennessee State</td><td>1</td><td>Oregon<td>8</td><th>Texas A&amp;M</th><th>11</th></td></td></td>	3	Clemson <td>4<th>Illinois State</th><th>1</th><td>Middle Tennessee State</td><td>1</td><td>Oregon<td>8</td><th>Texas A&amp;M</th><th>11</th></td></td>	4 <th>Illinois State</th> <th>1</th> <td>Middle Tennessee State</td> <td>1</td> <td>Oregon<td>8</td><th>Texas A&amp;M</th><th>11</th></td>	Illinois State	1	Middle Tennessee State	1	Oregon <td>8</td> <th>Texas A&amp;M</th> <th>11</th>	8	Texas A&M	11
Alabama <td>15</td> <td>Coastal Carolina<td>1</td><td>Indiana<td>9</td><td>Miles College<td>1</td><td>Oregon State<td>8</td><th>Texas Christian</th><th>7</th></td></td></td></td>	15	Coastal Carolina <td>1</td> <td>Indiana<td>9</td><td>Miles College<td>1</td><td>Oregon State<td>8</td><th>Texas Christian</th><th>7</th></td></td></td>	1	Indiana <td>9</td> <td>Miles College<td>1</td><td>Oregon State<td>8</td><th>Texas Christian</th><th>7</th></td></td>	9	Miles College <td>1</td> <td>Oregon State<td>8</td><th>Texas Christian</th><th>7</th></td>	1	Oregon State <td>8</td> <th>Texas Christian</th> <th>7</th>	8	Texas Christian	7
Alabama A&M <td>1</td> <td>Colorado<td>10</td><td>Iowa<td>7</td><td>Millikin<td>1</td><td>Pacific<td>2</td><th>Texas-El Paso</th><th>2</th></td></td></td></td>	1	Colorado <td>10</td> <td>Iowa<td>7</td><td>Millikin<td>1</td><td>Pacific<td>2</td><th>Texas-El Paso</th><th>2</th></td></td></td>	10	Iowa <td>7</td> <td>Millikin<td>1</td><td>Pacific<td>2</td><th>Texas-El Paso</th><th>2</th></td></td>	7	Millikin <td>1</td> <td>Pacific<td>2</td><th>Texas-El Paso</th><th>2</th></td>	1	Pacific <td>2</td> <th>Texas-El Paso</th> <th>2</th>	2	Texas-El Paso	2
Albany State (Ga.) <td>1</td> <td>Colorado State<td>3</td><td>Iowa State<td>4</td><td>Minnesota<td>5</td><td>Penn State<td>16</td><th>Texas Southern</th><th>1</th></td></td></td></td>	1	Colorado State <td>3</td> <td>Iowa State<td>4</td><td>Minnesota<td>5</td><td>Penn State<td>16</td><th>Texas Southern</th><th>1</th></td></td></td>	3	Iowa State <td>4</td> <td>Minnesota<td>5</td><td>Penn State<td>16</td><th>Texas Southern</th><th>1</th></td></td>	4	Minnesota <td>5</td> <td>Penn State<td>16</td><th>Texas Southern</th><th>1</th></td>	5	Penn State <td>16</td> <th>Texas Southern</th> <th>1</th>	16	Texas Southern	1
Alcorn State (Alcorn A&M) <td>1</td> <td>Dartmouth<td>1</td><td>Jackson State<td>2</td><td>Mississippi<td>5</td><td>Pittsburgh State<td>2</td><th>Texas Tech</th><th>2</th></td></td></td></td>	1	Dartmouth <td>1</td> <td>Jackson State<td>2</td><td>Mississippi<td>5</td><td>Pittsburgh State<td>2</td><th>Texas Tech</th><th>2</th></td></td></td>	1	Jackson State <td>2</td> <td>Mississippi<td>5</td><td>Pittsburgh State<td>2</td><th>Texas Tech</th><th>2</th></td></td>	2	Mississippi <td>5</td> <td>Pittsburgh State<td>2</td><th>Texas Tech</th><th>2</th></td>	5	Pittsburgh State <td>2</td> <th>Texas Tech</th> <th>2</th>	2	Texas Tech	2
Appalachian State <td>2</td> <td>Davidson<td>1</td><td>Jacksonville State<td>5</td><td>Mississippi State<td>5</td><td>Pittsburgh<td>10</td><td>Toledo<td>6</td></td></td></td></td></td>	2	Davidson <td>1</td> <td>Jacksonville State<td>5</td><td>Mississippi State<td>5</td><td>Pittsburgh<td>10</td><td>Toledo<td>6</td></td></td></td></td>	1	Jacksonville State <td>5</td> <td>Mississippi State<td>5</td><td>Pittsburgh<td>10</td><td>Toledo<td>6</td></td></td></td>	5	Mississippi State <td>5</td> <td>Pittsburgh<td>10</td><td>Toledo<td>6</td></td></td>	5	Pittsburgh <td>10</td> <td>Toledo<td>6</td></td>	10	Toledo <td>6</td>	6
Arizona <td>5</td> <td>Dayton<td>1</td><td>James Madison<td>1</td><td>Mississippi Valley State<td>3</td><td>Portland State<td>1</td><td>Troy<td>1</td></td></td></td></td></td>	5	Dayton <td>1</td> <td>James Madison<td>1</td><td>Mississippi Valley State<td>3</td><td>Portland State<td>1</td><td>Troy<td>1</td></td></td></td></td>	1	James Madison <td>1</td> <td>Mississippi Valley State<td>3</td><td>Portland State<td>1</td><td>Troy<td>1</td></td></td></td>	1	Mississippi Valley State <td>3</td> <td>Portland State<td>1</td><td>Troy<td>1</td></td></td>	3	Portland State <td>1</td> <td>Troy<td>1</td></td>	1	Troy <td>1</td>	1
Arizona State <td>15</td> <td>Duke<td>3</td><td>Johnson C. Smith<td>1</td><td>Missouri<td>3</td><td>Princeton<td>1</td><td>Tufts<td>1</td></td></td></td></td></td>	15	Duke <td>3</td> <td>Johnson C. Smith<td>1</td><td>Missouri<td>3</td><td>Princeton<td>1</td><td>Tufts<td>1</td></td></td></td></td>	3	Johnson C. Smith <td>1</td> <td>Missouri<td>3</td><td>Princeton<td>1</td><td>Tufts<td>1</td></td></td></td>	1	Missouri <td>3</td> <td>Princeton<td>1</td><td>Tufts<td>1</td></td></td>	3	Princeton <td>1</td> <td>Tufts<td>1</td></td>	1	Tufts <td>1</td>	1
Arkansas <td>7</td> <td>Earlham College<td>1</td><td>Kansas<td>9</td><td>Montana<td>2</td><td>Purdue<td>4</td><td>Tulane<td>4</td></td></td></td></td></td>	7	Earlham College <td>1</td> <td>Kansas<td>9</td><td>Montana<td>2</td><td>Purdue<td>4</td><td>Tulane<td>4</td></td></td></td></td>	1	Kansas <td>9</td> <td>Montana<td>2</td><td>Purdue<td>4</td><td>Tulane<td>4</td></td></td></td>	9	Montana <td>2</td> <td>Purdue<td>4</td><td>Tulane<td>4</td></td></td>	2	Purdue <td>4</td> <td>Tulane<td>4</td></td>	4	Tulane <td>4</td>	4
Arkansas AM&N <td>2</td> <td>East Carolina<td>3</td><td>Kansas State<td>7</td><td>Montana State<td>1</td><td>Rice<td>1</td><td>Tulsa<td>2</td></td></td></td></td></td>	2	East Carolina <td>3</td> <td>Kansas State<td>7</td><td>Montana State<td>1</td><td>Rice<td>1</td><td>Tulsa<td>2</td></td></td></td></td>	3	Kansas State <td>7</td> <td>Montana State<td>1</td><td>Rice<td>1</td><td>Tulsa<td>2</td></td></td></td>	7	Montana State <td>1</td> <td>Rice<td>1</td><td>Tulsa<td>2</td></td></td>	1	Rice <td>1</td> <td>Tulsa<td>2</td></td>	1	Tulsa <td>2</td>	2
Arkansas State <td>3</td> <td>East Tennessee State<td>1</td><td>Kent State<td>3</td><td>Morehead State<td>3</td><td>Richmond<td>1</td><td>Tuskegee<td>1</td></td></td></td></td></td>	3	East Tennessee State <td>1</td> <td>Kent State<td>3</td><td>Morehead State<td>3</td><td>Richmond<td>1</td><td>Tuskegee<td>1</td></td></td></td></td>	1	Kent State <td>3</td> <td>Morehead State<td>3</td><td>Richmond<td>1</td><td>Tuskegee<td>1</td></td></td></td>	3	Morehead State <td>3</td> <td>Richmond<td>1</td><td>Tuskegee<td>1</td></td></td>	3	Richmond <td>1</td> <td>Tuskegee<td>1</td></td>	1	Tuskegee <td>1</td>	1
Auburn <td>12</td> <td>Eastern Illinois<td>2</td><td>Kentucky<td>7</td><td>Morgan State<td>1</td><td>Rutgers<td>4</td><td>UCLA<td>10</td></td></td></td></td></td>	12	Eastern Illinois <td>2</td> <td>Kentucky<td>7</td><td>Morgan State<td>1</td><td>Rutgers<td>4</td><td>UCLA<td>10</td></td></td></td></td>	2	Kentucky <td>7</td> <td>Morgan State<td>1</td><td>Rutgers<td>4</td><td>UCLA<td>10</td></td></td></td>	7	Morgan State <td>1</td> <td>Rutgers<td>4</td><td>UCLA<td>10</td></td></td>	1	Rutgers <td>4</td> <td>UCLA<td>10</td></td>	4	UCLA <td>10</td>	10
Augustana (Ill.) <td>1</td> <td>Eastern Kentucky<td>1</td><td>Lamar<td>1</td><td>Morris Brown<td>1</td><td>Samford<td>1</td><td>Union (N.Y.)<td>1</td></td></td></td></td></td>	1	Eastern Kentucky <td>1</td> <td>Lamar<td>1</td><td>Morris Brown<td>1</td><td>Samford<td>1</td><td>Union (N.Y.)<td>1</td></td></td></td></td>	1	Lamar <td>1</td> <td>Morris Brown<td>1</td><td>Samford<td>1</td><td>Union (N.Y.)<td>1</td></td></td></td>	1	Morris Brown <td>1</td> <td>Samford<td>1</td><td>Union (N.Y.)<td>1</td></td></td>	1	Samford <td>1</td> <td>Union (N.Y.)<td>1</td></td>	1	Union (N.Y.) <td>1</td>	1
Augustana (S.D.) <td>2</td> <td>Eastern Michigan<td>3</td><td>Lane College<td>1</td><td>Nebraska<td>11</td><td>Sam Houston State<td>1</td><td>U.S. International<td>2</td></td></td></td></td></td>	2	Eastern Michigan <td>3</td> <td>Lane College<td>1</td><td>Nebraska<td>11</td><td>Sam Houston State<td>1</td><td>U.S. International<td>2</td></td></td></td></td>	3	Lane College <td>1</td> <td>Nebraska<td>11</td><td>Sam Houston State<td>1</td><td>U.S. International<td>2</td></td></td></td>	1	Nebraska <td>11</td> <td>Sam Houston State<td>1</td><td>U.S. International<td>2</td></td></td>	11	Sam Houston State <td>1</td> <td>U.S. International<td>2</td></td>	1	U.S. International <td>2</td>	2
Ball State <td>4</td> <td>Eastern Washington<td>2</td><td>Langston<td>1</td><td>Nevada-Las Vegas<td>1</td><td>San Diego<td>1</td><td>Utah<td>8</td></td></td></td></td></td>	4	Eastern Washington <td>2</td> <td>Langston<td>1</td><td>Nevada-Las Vegas<td>1</td><td>San Diego<td>1</td><td>Utah<td>8</td></td></td></td></td>	2	Langston <td>1</td> <td>Nevada-Las Vegas<td>1</td><td>San Diego<td>1</td><td>Utah<td>8</td></td></td></td>	1	Nevada-Las Vegas <td>1</td> <td>San Diego<td>1</td><td>Utah<td>8</td></td></td>	1	San Diego <td>1</td> <td>Utah<td>8</td></td>	1	Utah <td>8</td>	8
Baylor <td>4</td> <td>Evansville<td>1</td><td>Lehigh<td>2</td><td>Nevada<td>4</td><td>San Diego State<td>7</td><td>Utah State<td>2</td></td></td></td></td></td>	4	Evansville <td>1</td> <td>Lehigh<td>2</td><td>Nevada<td>4</td><td>San Diego State<td>7</td><td>Utah State<td>2</td></td></td></td></td>	1	Lehigh <td>2</td> <td>Nevada<td>4</td><td>San Diego State<td>7</td><td>Utah State<td>2</td></td></td></td>	2	Nevada <td>4</td> <td>San Diego State<td>7</td><td>Utah State<td>2</td></td></td>	4	San Diego State <td>7</td> <td>Utah State<td>2</td></td>	7	Utah State <td>2</td>	2
Bethune-Cookman <td>2</td> <td>Findlay<td>2</td><td>Liberty<td>1</td><td>New Mexico State<td>2</td><td>San Jose State<td>5</td><td>Vanderbilt<td>2</td></td></td></td></td></td>	2	Findlay <td>2</td> <td>Liberty<td>1</td><td>New Mexico State<td>2</td><td>San Jose State<td>5</td><td>Vanderbilt<td>2</td></td></td></td></td>	2	Liberty <td>1</td> <td>New Mexico State<td>2</td><td>San Jose State<td>5</td><td>Vanderbilt<td>2</td></td></td></td>	1	New Mexico State <td>2</td> <td>San Jose State<td>5</td><td>Vanderbilt<td>2</td></td></td>	2	San Jose State <td>5</td> <td>Vanderbilt<td>2</td></td>	5	Vanderbilt <td>2</td>	2
Boise State <td>4</td> <td>Fisk<td>1</td><td>Lincoln<td>2</td><td>New York Tech<td>1</td><td>South Carolina<td>12</td><td>Virginia<td>5</td></td></td></td></td></td>	4	Fisk <td>1</td> <td>Lincoln<td>2</td><td>New York Tech<td>1</td><td>South Carolina<td>12</td><td>Virginia<td>5</td></td></td></td></td>	1	Lincoln <td>2</td> <td>New York Tech<td>1</td><td>South Carolina<td>12</td><td>Virginia<td>5</td></td></td></td>	2	New York Tech <td>1</td> <td>South Carolina<td>12</td><td>Virginia<td>5</td></td></td>	1	South Carolina <td>12</td> <td>Virginia<td>5</td></td>	12	Virginia <td>5</td>	5
Boston College <td>6</td> <td>Florida<td>18</td><td>Lindenwood<td>1</td><td>North Alabama<td>2</td><td>South Carolina State<td>2</td><td>Virginia Tech<td>3</td></td></td></td></td></td>	6	Florida <td>18</td> <td>Lindenwood<td>1</td><td>North Alabama<td>2</td><td>South Carolina State<td>2</td><td>Virginia Tech<td>3</td></td></td></td></td>	18	Lindenwood <td>1</td> <td>North Alabama<td>2</td><td>South Carolina State<td>2</td><td>Virginia Tech<td>3</td></td></td></td>	1	North Alabama <td>2</td> <td>South Carolina State<td>2</td><td>Virginia Tech<td>3</td></td></td>	2	South Carolina State <td>2</td> <td>Virginia Tech<td>3</td></td>	2	Virginia Tech <td>3</td>	3
Boston University <td>2</td> <td>Florida A&amp;M<td>3</td><td>Los Angeles State<td>2</td><td>North Carolina<td>9</td><td>South Dakota<td>1</td><td>Virginia Union<td>2</td></td></td></td></td></td>	2	Florida A&M <td>3</td> <td>Los Angeles State<td>2</td><td>North Carolina<td>9</td><td>South Dakota<td>1</td><td>Virginia Union<td>2</td></td></td></td></td>	3	Los Angeles State <td>2</td> <td>North Carolina<td>9</td><td>South Dakota<td>1</td><td>Virginia Union<td>2</td></td></td></td>	2	North Carolina <td>9</td> <td>South Dakota<td>1</td><td>Virginia Union<td>2</td></td></td>	9	South Dakota <td>1</td> <td>Virginia Union<td>2</td></td>	1	Virginia Union <td>2</td>	2
Bowling Green <td>3</td> <td>Florida State<td>8</td><td>Louisiana-Lafayette<td>1</td><td>North Carolina A&amp;T<td>4</td><td>South Dakota State<td>1</td><td>Wake Forest<td>3</td></td></td></td></td></td>	3	Florida State <td>8</td> <td>Louisiana-Lafayette<td>1</td><td>North Carolina A&amp;T<td>4</td><td>South Dakota State<td>1</td><td>Wake Forest<td>3</td></td></td></td></td>	8	Louisiana-Lafayette <td>1</td> <td>North Carolina A&amp;T<td>4</td><td>South Dakota State<td>1</td><td>Wake Forest<td>3</td></td></td></td>	1	North Carolina A&T <td>4</td> <td>South Dakota State<td>1</td><td>Wake Forest<td>3</td></td></td>	4	South Dakota State <td>1</td> <td>Wake Forest<td>3</td></td>	1	Wake Forest <td>3</td>	3
Brigham Young <td>9</td> <td>Fresno State<td>9</td><td>Louisiana State<td>11</td><td>North Carolina Central<td>1</td><td>Southern Arkansas<td>7</td><td>Washington<td>7</td></td></td></td></td></td>	9	Fresno State <td>9</td> <td>Louisiana State<td>11</td><td>North Carolina Central<td>1</td><td>Southern Arkansas<td>7</td><td>Washington<td>7</td></td></td></td></td>	9	Louisiana State <td>11</td> <td>North Carolina Central<td>1</td><td>Southern Arkansas<td>7</td><td>Washington<td>7</td></td></td></td>	11	North Carolina Central <td>1</td> <td>Southern Arkansas<td>7</td><td>Washington<td>7</td></td></td>	1	Southern Arkansas <td>7</td> <td>Washington<td>7</td></td>	7	Washington <td>7</td>	7
Buffalo <td>1</td> <td>Frostburg State<td>1</td><td>Louisiana Tech<td>2</td><td>North Carolina State<td>7</td><td>Southern California<td>13</td><td>Washington State<td>8</td></td></td></td></td></td>	1	Frostburg State <td>1</td> <td>Louisiana Tech<td>2</td><td>North Carolina State<td>7</td><td>Southern California<td>13</td><td>Washington State<td>8</td></td></td></td></td>	1	Louisiana Tech <td>2</td> <td>North Carolina State<td>7</td><td>Southern California<td>13</td><td>Washington State<td>8</td></td></td></td>	2	North Carolina State <td>7</td> <td>Southern California<td>13</td><td>Washington State<td>8</td></td></td>	7	Southern California <td>13</td> <td>Washington State<td>8</td></td>	13	Washington State <td>8</td>	8
California <td>7</td> <td>Furman<td>2</td><td>Louisville<td>8</td><td>North Dakota<td>1</td><td>Southern Illinois<td>2</td><td>West Chester<td>1</td></td></td></td></td></td>	7	Furman <td>2</td> <td>Louisville<td>8</td><td>North Dakota<td>1</td><td>Southern Illinois<td>2</td><td>West Chester<td>1</td></td></td></td></td>	2	Louisville <td>8</td> <td>North Dakota<td>1</td><td>Southern Illinois<td>2</td><td>West Chester<td>1</td></td></td></td>	8	North Dakota <td>1</td> <td>Southern Illinois<td>2</td><td>West Chester<td>1</td></td></td>	1	Southern Illinois <td>2</td> <td>West Chester<td>1</td></td>	2	West Chester <td>1</td>	1
California, Davis <td>1</td> <td>Gardner-Webb<td>1</td><td>Maine<td>2</td><td>North Dakota State<td>1</td><td>Southern Methodist<td>6</td><td>West Virginia<td>16</td></td></td></td></td></td>	1	Gardner-Webb <td>1</td> <td>Maine<td>2</td><td>North Dakota State<td>1</td><td>Southern Methodist<td>6</td><td>West Virginia<td>16</td></td></td></td></td>	1	Maine <td>2</td> <td>North Dakota State<td>1</td><td>Southern Methodist<td>6</td><td>West Virginia<td>16</td></td></td></td>	2	North Dakota State <td>1</td> <td>Southern Methodist<td>6</td><td>West Virginia<td>16</td></td></td>	1	Southern Methodist <td>6</td> <td>West Virginia<td>16</td></td>	6	West Virginia <td>16</td>	16
Cal State-Fullerton <td>2</td> <td>Georgia<td>14</td><td>Mankato State<td>1</td><td>Northeast Louisiana<td>2</td><td>Southern Mississippi<td>3</td><td>Western Carolina<td>1</td></td></td></td></td></td>	2	Georgia <td>14</td> <td>Mankato State<td>1</td><td>Northeast Louisiana<td>2</td><td>Southern Mississippi<td>3</td><td>Western Carolina<td>1</td></td></td></td></td>	14	Mankato State <td>1</td> <td>Northeast Louisiana<td>2</td><td>Southern Mississippi<td>3</td><td>Western Carolina<td>1</td></td></td></td>	1	Northeast Louisiana <td>2</td> <td>Southern Mississippi<td>3</td><td>Western Carolina<td>1</td></td></td>	2	Southern Mississippi <td>3</td> <td>Western Carolina<td>1</td></td>	3	Western Carolina <td>1</td>	1
Cal State-Long Beach <td>2</td> <td>Georgia State<td>1</td><td>Mars Hill<td>1</td><td>Northeast Missouri State<td>1</td><td>Southern University<td>1</td><td>Western Illinois<td>2</td></td></td></td></td></td>	2	Georgia State <td>1</td> <td>Mars Hill<td>1</td><td>Northeast Missouri State<td>1</td><td>Southern University<td>1</td><td>Western Illinois<td>2</td></td></td></td></td>	1	Mars Hill <td>1</td> <td>Northeast Missouri State<td>1</td><td>Southern University<td>1</td><td>Western Illinois<td>2</td></td></td></td>	1	Northeast Missouri State <td>1</td> <td>Southern University<td>1</td><td>Western Illinois<td>2</td></td></td>	1	Southern University <td>1</td> <td>Western Illinois<td>2</td></td>	1	Western Illinois <td>2</td>	2
Cal State-Sacramento <td>1</td> <td>Georgia Tech<td>3</td><td>Marshall<td>5</td><td>Northeastern<td>1</td><td>Southwest Missouri State<td>1</td><td>Western Kentucky<td>2</td></td></td></td></td></td>	1	Georgia Tech <td>3</td> <td>Marshall<td>5</td><td>Northeastern<td>1</td><td>Southwest Missouri State<td>1</td><td>Western Kentucky<td>2</td></td></td></td></td>	3	Marshall <td>5</td> <td>Northeastern<td>1</td><td>Southwest Missouri State<td>1</td><td>Western Kentucky<td>2</td></td></td></td>	5	Northeastern <td>1</td> <td>Southwest Missouri State<td>1</td><td>Western Kentucky<td>2</td></td></td>	1	Southwest Missouri State <td>1</td> <td>Western Kentucky<td>2</td></td>	1	Western Kentucky <td>2</td>	2
Cameron <td>1</td> <td>Grambling<td>6</td><td>Maryland<td>2</td><td>Northern Illinois<td>2</td><td>Southwest Texas State<td>2</td><td>Western Michigan<td>1</td></td></td></td></td></td>	1	Grambling <td>6</td> <td>Maryland<td>2</td><td>Northern Illinois<td>2</td><td>Southwest Texas State<td>2</td><td>Western Michigan<td>1</td></td></td></td></td>	6	Maryland <td>2</td> <td>Northern Illinois<td>2</td><td>Southwest Texas State<td>2</td><td>Western Michigan<td>1</td></td></td></td>	2	Northern Illinois <td>2</td> <td>Southwest Texas State<td>2</td><td>Western Michigan<td>1</td></td></td>	2	Southwest Texas State <td>2</td> <td>Western Michigan<td>1</td></td>	2	Western Michigan <td>1</td>	1
Carroll College <td>1</td> <td>Grand Valley State<td>1</td><td>Massachusetts<td>3</td><td>Northern Michigan<td>1</td><td>Stanford<td>9</td><td>Wichita State<td>2</td></td></td></td></td></td>	1	Grand Valley State <td>1</td> <td>Massachusetts<td>3</td><td>Northern Michigan<td>1</td><td>Stanford<td>9</td><td>Wichita State<td>2</td></td></td></td></td>	1	Massachusetts <td>3</td> <td>Northern Michigan<td>1</td><td>Stanford<td>9</td><td>Wichita State<td>2</td></td></td></td>	3	Northern Michigan <td>1</td> <td>Stanford<td>9</td><td>Wichita State<td>2</td></td></td>	1	Stanford <td>9</td> <td>Wichita State<td>2</td></td>	9	Wichita State <td>2</td>	2
Carson-Newman <td>1</td> <td>Hampton (Va.)<td>2</td><td>McGill (Canada)<td>3</td><td>Northwestern<td>2</td><td>Stephen F. Austin<td>1</td><td>Williams<td>1</td></td></td></td></td></td>	1	Hampton (Va.) <td>2</td> <td>McGill (Canada)<td>3</td><td>Northwestern<td>2</td><td>Stephen F. Austin<td>1</td><td>Williams<td>1</td></td></td></td></td>	2	McGill (Canada) <td>3</td> <td>Northwestern<td>2</td><td>Stephen F. Austin<td>1</td><td>Williams<td>1</td></td></td></td>	3	Northwestern <td>2</td> <td>Stephen F. Austin<td>1</td><td>Williams<td>1</td></td></td>	2	Stephen F. Austin <td>1</td> <td>Williams<td>1</td></td>	1	Williams <td>1</td>	1
Catawba <td>1</td> <td>Harvard<td>3</td><td>McMurry<td>1</td><td>Northwestern Oklahoma<td>1</td><td>Syracuse<td>6</td><td>Wingate<td>1</td></td></td></td></td></td>	1	Harvard <td>3</td> <td>McMurry<td>1</td><td>Northwestern Oklahoma<td>1</td><td>Syracuse<td>6</td><td>Wingate<td>1</td></td></td></td></td>	3	McMurry <td>1</td> <td>Northwestern Oklahoma<td>1</td><td>Syracuse<td>6</td><td>Wingate<td>1</td></td></td></td>	1	Northwestern Oklahoma <td>1</td> <td>Syracuse<td>6</td><td>Wingate<td>1</td></td></td>	1	Syracuse <td>6</td> <td>Wingate<td>1</td></td>	6	Wingate <td>1</td>	1
Central Florida <td>2</td> <td>Hawaii<td>2</td><td>McNeese State<td>2</td><td>Northwestern State (La.)<td>3</td><td>Taylor<td>1</td><td>Wisconsin<td>8</td></td></td></td></td></td>	2	Hawaii <td>2</td> <td>McNeese State<td>2</td><td>Northwestern State (La.)<td>3</td><td>Taylor<td>1</td><td>Wisconsin<td>8</td></td></td></td></td>	2	McNeese State <td>2</td> <td>Northwestern State (La.)<td>3</td><td>Taylor<td>1</td><td>Wisconsin<td>8</td></td></td></td>	2	Northwestern State (La.) <td>3</td> <td>Taylor<td>1</td><td>Wisconsin<td>8</td></td></td>	3	Taylor <td>1</td> <td>Wisconsin<td>8</td></td>	1	Wisconsin <td>8</td>	8
Central Michigan <td>6</td> <td>Holy Cross<td>2</td><td>Memphis<td>4</td><td>Notre Dame<td>15</td><td>Temple<td>2</td><td>Wisconsin-LaCrosse<td>1</td></td></td></td></td></td>	6	Holy Cross <td>2</td> <td>Memphis<td>4</td><td>Notre Dame<td>15</td><td>Temple<td>2</td><td>Wisconsin-LaCrosse<td>1</td></td></td></td></td>	2	Memphis <td>4</td> <td>Notre Dame<td>15</td><td>Temple<td>2</td><td>Wisconsin-LaCrosse<td>1</td></td></td></td>	4	Notre Dame <td>15</td> <td>Temple<td>2</td><td>Wisconsin-LaCrosse<td>1</td></td></td>	15	Temple <td>2</td> <td>Wisconsin-LaCrosse<td>1</td></td>	2	Wisconsin-LaCrosse <td>1</td>	1
Central State (Ohio) <td>1</td> <td>Houston<td>8</td><td>Miami (Fla.)<td>13</td><td>Ohio State<td>27</td><td>Tennessee<td>13</td><td>Wooster<td>1</td></td></td></td></td></td>	1	Houston <td>8</td> <td>Miami (Fla.)<td>13</td><td>Ohio State<td>27</td><td>Tennessee<td>13</td><td>Wooster<td>1</td></td></td></td></td>	8	Miami (Fla.) <td>13</td> <td>Ohio State<td>27</td><td>Tennessee<td>13</td><td>Wooster<td>1</td></td></td></td>	13	Ohio State <td>27</td> <td>Tennessee<td>13</td><td>Wooster<td>1</td></td></td>	27	Tennessee <td>13</td> <td>Wooster<td>1</td></td>	13	Wooster <td>1</td>	1
Central State (Okla.) <td>1</td> <td>Howard<td>1</td><td>Miami (Ohio)<td>10</td><td>Ohio Univ.<td>2</td><td>Tennessee-Chattanooga<td>2</td><td>Wyoming<td>2</td></td></td></td></td></td>	1	Howard <td>1</td> <td>Miami (Ohio)<td>10</td><td>Ohio Univ.<td>2</td><td>Tennessee-Chattanooga<td>2</td><td>Wyoming<td>2</td></td></td></td></td>	1	Miami (Ohio) <td>10</td> <td>Ohio Univ.<td>2</td><td>Tennessee-Chattanooga<td>2</td><td>Wyoming<td>2</td></td></td></td>	10	Ohio Univ. <td>2</td> <td>Tennessee-Chattanooga<td>2</td><td>Wyoming<td>2</td></td></td>	2	Tennessee-Chattanooga <td>2</td> <td>Wyoming<td>2</td></td>	2	Wyoming <td>2</td>	2
Central Washington <td>1</td> <td>Howard Payne<td>1</td><td>Michigan<td>17</td><td>Ohio Wesleyan<td>1</td><td>Tennessee State<td>8</td><td>Xavier (Ohio)<td>1</td></td></td></td></td></td>	1	Howard Payne <td>1</td> <td>Michigan<td>17</td><td>Ohio Wesleyan<td>1</td><td>Tennessee State<td>8</td><td>Xavier (Ohio)<td>1</td></td></td></td></td>	1	Michigan <td>17</td> <td>Ohio Wesleyan<td>1</td><td>Tennessee State<td>8</td><td>Xavier (Ohio)<td>1</td></td></td></td>	17	Ohio Wesleyan <td>1</td> <td>Tennessee State<td>8</td><td>Xavier (Ohio)<td>1</td></td></td>	1	Tennessee State <td>8</td> <td>Xavier (Ohio)<td>1</td></td>	8	Xavier (Ohio) <td>1</td>	1
Chico State <td>1</td> <td>Idaho<td>2</td><td>Michigan State<td>12</td><td>Oklahoma<td>8</td><td>Texas<td>12</td><td>Yale<td>2</td></td></td></td></td></td>	1	Idaho <td>2</td> <td>Michigan State<td>12</td><td>Oklahoma<td>8</td><td>Texas<td>12</td><td>Yale<td>2</td></td></td></td></td>	2	Michigan State <td>12</td> <td>Oklahoma<td>8</td><td>Texas<td>12</td><td>Yale<td>2</td></td></td></td>	12	Oklahoma <td>8</td> <td>Texas<td>12</td><td>Yale<td>2</td></td></td>	8	Texas <td>12</td> <td>Yale<td>2</td></td>	12	Yale <td>2</td>	2



## RECORD: 3-11-0

DATE	W-L	SCORE	OPPONENT	ATTENDANCE
9-6-68	L	13-29	at San Diego	33,687
9-15-68	W	24-10	DENVER	25,049
9-22-68	W	34-23	BUFFALO	24,045
9-29-68	L	10-31	SAN DIEGO	28,642
10-6-68	L	7-10	at Denver	41,257
10-13-68	L	3-13	at Kansas City	47,096
10-20-68	L	22-24	MIAMI	25,942
10-27-68	L	10-31	at Oakland	37,083
11-3-68	L	17-27	HOUSTON	24,012
11-10-68	L	9-16	KANSAS CITY	25,537
11-17-68	W	38-21	at Miami	31,747
11-24-68	L	0-34	OAKLAND	27,116
12-1-68	L	14-33	at Boston	17,796
12-8-68	L	14-27	at N.Y. Jets	61,111
12-15-68			— BYE —	

TEAM STATISTICS	BENGALS	OPPONENTS
TOTAL FIRST DOWNS .....	171	275
Rushing .....	85	116
Passing .....	73	140
Penalty .....	13	19
3rd Down: Made-Att. ....	—	—
3rd Down Pct. ....	—	—
4th Down: Made-Att. ....	—	—
4th Down Pct. ....	—	—
POSSESSION AVG. ....	("NA)	("NA)
TOTAL NET YARDS .....	3426	4717
Avg. Per Game .....	244.7	336.9
Total Plays .....	772	916
Avg. Per Play .....	4.4	5.1
NET YARDS RUSHING .....	1807	2097
Avg. Per Game .....	129.1	149.8
Total Rushes .....	421	473
NET YARDS PASSING .....	1619	2620
Avg. Per Game .....	115.6	187.1
Sacked-Yards Lost .....	38-277	32-283
Gross Yards .....	1896	2903
Att.-Completions .....	313-167	411-212
Completion Pct. ....	53.4	51.6
Had Intercepted .....	11	10
PUNTS-AVG. ....	84-40.9	63-44.2
Net Punting Avg. ....	—	—
PENALTIES-YARDS .....	55-586	62-632
FUMBLES-BALLS LOST .....	27-10	19-9
TOUCHDOWNS .....	25	39
Rushing .....	14	13
Passing .....	8	25
Returns .....	3	—

SCORE BY PERIODS	1	2	3	4	OT	PTS
BENGALS.....	20	49	70	76	(**NA)	215
OPPONENTS.....	70	78	73	108	(**NA)	329

SCORING	TD	TD-R	TD-P	TD-R	PAT	FG	S	PTS
Dale Livingston.....0	0	0	0	0	20-20	13-26	0	59
Paul Robinson.....9	8	1	1	0	—	—	0	54
Essex Johnson.....3	3	0	0	—	—	0	0	18
Warren McVea.....3	1	2	0	—	—	0	0	18
Bob Trumpy.....3	0	3	0	—	—	—	0	18
Rod Sherman.....1	0	1	0	—	4-4	0-1	0	10
Estes Banks.....1	0	1	0	—	—	—	0	6
Al Beauchamp.....1	0	0	1	—	—	—	0	6
Jim Griffin.....1	0	0	1	—	—	—	0	6
Bobby Hunt.....1	1	0	0	—	—	—	0	6
Charlie King.....1	0	0	1	—	—	—	0	6
Tom Smiley.....1	1	0	0	—	—	—	0	6
Harry Gunner.....0	0	0	0	—	—	1	2	
BENGALS.....25	14	8	3	24-24	13-27	1	215	
OPPONENTS.....39	13	25	1	37-39	18-35	2	329	

Two-point conversions: None. BENGALS 0-1, OPPONENTS 0-0.

RUSHING	ATT	YDS	AVG	LG	TD
Paul Robinson.....	238	1023	4.3	871	8
Essex Johnson.....	26	178	6.8	411	3
Tom Smiley.....	63	146	2.3	11	1
Warren McVea.....	9	133	14.8	801	1
Estes Banks.....	34	131	3.9	20	0
Sam Wyche.....	12	74	6.2	21	0
Ron Lamb.....	17	44	2.6	17	0
Saint Saffold.....	1	21	21.0	21	0
Dewey Warren.....	4	17	4.3	12	0
Dale Livingston.....	1	11	11.0	11	0
Rex Keeling.....	1	10	10.0	10	0
Jess Phillips.....	1	7	7.0	7	0
Bobby Hunt.....	1	5	5.0	5t	1
Ted Washington.....	1	4	4.0	4	0
Rod Sherman.....	1	3	3.0	3	0
John Stofa.....	10	1	0.1	13	0
Bob Trumpy.....	1	-1	-1.0	-1	0
BENGALS.....	421	1807	4.3	871	14
OPPONENTS.....	473	2097	4.4	37	13

RECEIVING	REC	YDS	AVG	LG	TD
Bob Trumphy.....	37	639	17.3	80t	3
Rod Sherman.....	31	374	12.1	27t	1
Paul Robinson.....	24	128	5.3	68t	1
Warren McVea.....	21	264	12.6	55t	2
Tom Smiley.....	19	86	4.5	17	0
Saint Saffold.....	16	172	10.8	25	0
Ken Herock.....	6	75	12.5	22	0
Ron Lamb.....	4	77	19.3	60	0
Estes Banks.....	4	15	3.8	13	1
Andre White.....	2	18	9.0	11	0
Essex Johnson.....	1	33	33.0	33	0
Bill Peterson.....	1	10	10.0	10	0
Sam Wyche.....	1	5	5.0	5	0
BENGALS.....	167	1896	11.4	80t	8
OPPONENTS.....	212	2903	13.7	58	25

INTERCEPTIONS	NO	YDS	AVG	LG	TD
Jess Phillips.....	3	26	8.7	23	0
Al Beauchamp.....	2	35	17.5	18	1
Charlie King.....	1	32	32.0	32	1
Harry Gunner.....	1	20	20.0	20	0
Fletcher Smith.....	1	16	16.0	16	0
Bobby Hunt.....	1	15	15.0	15	0
Sherrell Headrick.....	1	0	0.0	0	0
BENGALS.....	10	144	14.4	32	2
OPPONENTS.....	11	79	7.2	21	0

PUNTING	NO	YDS	AVG	NET	TB	IN-20	LG	BLK.
Dale Livingston.....	70	3036	43.4	—	2	—	66	0
Fletcher Smith.....	8	230	28.8	—	0	—	45	0
Rex Keeling.....	6	170	28.3	—	0	—	35	0
BENGALS.....	84	3436	40.9	—	2	—	66	0
OPPONENTS.....	63	2782	44.2	—	—	—	—	—

PUNT RETURNS	NO	FC	YDS	AVG	LG	TD
Essex Johnson.....	22	2	111	5.0	45	0
Jess Phillips.....	2	1	16	8.0	11	0
Phil Spiller.....	2	4	51	25.5	40	0
Monk Williams.....	2	0	14	7.0	13	0
Charlie King.....	1	0	3	3.0	3	0
Paul Robinson.....	1	0	1	1.0	1	0
BENGALS.....	30	7	196	6.5	45	0
OPPONENTS.....	41	—	252	6.1	—	0

KICKOFF RETURNS	NO	YDS	AVG	LG	TD
Warren McVea.....	14	310	22.1	30	0
Essex Johnson.....	14	266	19.0	31	0
Estes Banks.....	6	106	17.7	24	0
Monk Williams.....	5	112	22.4	33	0
Phil Spiller.....	5	91	18.2	28	0
Bill Peterson.....	3	80	26.7	30	0
Paul Robinson.....	3	58	19.3	22	0
Jess Phillips.....	1	23	23.0	23	0
Wayne McClure.....	1	11	11.0	11	0
Dennis Randall.....	1	11	11.0	11	0
Saint Saffold.....	1	0	0.0	0	0
BENGALS.....	54	1068	19.8	33	0
OPPONENTS.....	40	977	24.4	100†	0

FIELD GOALS	1-19	20-29	30-39	40-49	50+
Dale Livingston.....	4-6	5-7	3-6	1-6	0-1
Rod Sherman .....	0-0	0-0	0-1	0-0	0-0
BENGALS .....	4-6	5-7	3-7	1-6	0-1

Dale Livingston: (35G, 22G), (49G, 43N), (30B, 32N, 11G, 39G), (41N, 21G, 37N), (44N, 52N), (15G), (19N), (49N, 37G), (28G, 42N, 16N), (29G, 23G, 16G, 28B, 27N), (12G), (—), (—), (—).

Rod Sherman: (—), (—), (—), (—), (—), (—), (—), (—), (—), (—), (—), (—), (—), (—), (32N).

PASSING	ATT	CMP	YDS	CMP%	YDS/ATT	TD	TD%	INT	INT%	LG	SKD-YDS	RAT
John Stofa.....	177	85	896	48.0	5.06	5	2.8	5	2.8	60	17-140	60.8
Dewey Warren.....	80	47	596	58.8	6.33	1	1.3	4	5.0	451	10-69	60.7
Sam Wyche.....	55	35	494	63.6	8.98	2	3.6	2	3.6	801	11-68	89.6
Rex Keeling.....	1	0	0		0.00	0	0.0	0	0.0	—	0-0	39.5
BENGALS.....	313	167	1896	53.4	6.06	8	2.6	11	3.5	801	38-277	65.7
OPPONENTS.....	411	212	2903	51.6	7.06	25	6.1	10	2.4	58	32-283	84.4

OFFENSE		DEFENSE	
SE	Warren McVea,	LDE	Jim Griffin
	Saint Saffold	LDI	Andy Rice
LOT	Ernie Wright	RDT	Bill Staley
LG	Dave Middendorf	RDE	Harry Gunner
C	Pat Johnson	LLB	Al Beachamp
RG	Bob Matson	MLB	Sherrill Headrick
ROT	Howard Fest	RLB	Frank Buncom
TE	Bob Trumpy	LHB	Fletcher Smith
FL	Rod Sherman	RHB	Charlie King
QB	John Stofa	LS	Jess Phillips
RB	Paul Robinson	RS	Bobby Hunt
RB	Tom Smiley		

DEFENSE	ST	AT	TT	SKS-YDS	INT-YDS	PD	FF	FR-YDS
(NA***).....	—	—	—	—	—	—	—	—

\* NOTE: Time of possession was not recorded until 1977.

\*\* NOTE: Overtime was not employed for regular-season games in the AFL.

\*\*\* NOTE: Regular-season defensive statistics were not kept regularly until 1976.

# 1969 STATISTICS

RECORD: 4-9-1

HEAD COACH: PAUL BROWN

DATE	W-L	SCORE	OPPONENT	ATTENDANCE
9-14-69	W	27-21	MIAMI	25,335
9-21-69	W	34-20	SAN DIEGO	26,243
9-28-69	W	24-19	KANSAS CITY	27,812
10-4-69	L	14-21	at San Diego	52,748
10-12-69	L	7-21	N.Y. JETS	27,927
10-19-69	L	23-30	DENVER	27,920
10-26-69	L	22-42	at Kansas City	50,934
11-2-69	W	31-17	OAKLAND	27,927
11-9-69	T	31-31	at Houston	45,298
11-16-69	L	14-25	BOSTON	25,913
11-23-69	L	7-40	at N.Y. Jets	62,128
11-30-69	L	13-16	at Buffalo	35,122
12-7-69	L	17-37	at Oakland	54,427
12-14-69	L	16-27	at Denver	42,198

TEAM STATISTICS	BENGALS	OPPONENTS
TOTAL FIRST DOWNS.....	172	278
Rushing.....	66	135
Passing.....	95	130
Penalty.....	11	13
3rd Down: Made-Att.....	—	—
3rd Down Pct.....	—	—
4th Down: Made-Att.....	—	—
4th Down Pct.....	—	—
POSSESSION AVG.....	(NA)	(NA)
TOTAL NET YARDS.....	3868	5337
Avg. Per Game.....	276.3	381.2
Total Plays.....	728	935
Avg. Per Play.....	5.3	5.7
NET YARDS RUSHING.....	1523	2651
Avg. Per Game.....	108.8	189.4
Total Rushes.....	363	523
NET YARDS PASSING.....	2345	2686
Avg. Per Game.....	167.5	191.9
Sacked-Yards Lost.....	57-375	16-180
Gross Yards.....	2720	2866
Att.-Completions.....	308-163	396-205
Completion Pct.....	52.9	51.8
Had Intercepted.....	15	21
PUNTS-AVG.....	85-38.8	55-41.4
Net Punting Avg.....	—	—
PENALTIES-YARDS.....	50-556	72-824
FUMBLES-BALLS LOST.....	30-25	19-16
TOUCHDOWNS.....	33	42
Rushing.....	10	13
Passing.....	22	24
Returns.....	1	5

SCORE BY PERIODS	1	2	3	4	OT	PTS
BENGALS.....	48	92	72	68	(NA)	280
OPPONENTS.....	78	130	68	91	(NA)	367

SCORING	TD	TD-R	TD-P	TD-RI	PAT	FG	S	PTS
Horst Muhlmann.....	0	0	0	0	32-33	16-24	0	80
Bob Trumpy.....	9	0	9	0	—	—	0	54
Eric Crabtree.....	7	0	7	0	—	—	0	42
Paul Robinson.....	4	4	0	0	—	—	0	24
Speedy Thomas.....	4	1	3	0	—	—	0	24
Jess Phillips.....	3	3	0	0	—	—	0	18
Chip Myers.....	2	0	2	0	—	—	0	12
Greg Cook.....	1	1	0	0	—	—	0	6
Bruce Coslet.....	1	0	1	0	—	—	0	6
Harry Gunner.....	1	0	0	1	—	—	0	6
Sam Wyche.....	1	1	0	0	—	—	0	6
(team).....	—	—	—	—	—	—	1	2
BENGALS.....	33	10	22	1	32-33	16-24	1	280
OPPONENTS.....	42	13	24	5	41-42	24-46	1	367

Two-point conversions: None. BENGALS 0-0, OPPONENTS 0-0.

RUSHING	ATT	YDS	AVG	LG	TD
Jess Phillips.....	118	578	4.9	83	3
Paul Robinson.....	160	489	3.1	24	4
Greg Cook.....	25	148	5.9	30	1
Sam Wyche.....	12	107	8.9	22	1
Clem Turner.....	23	105	4.6	34	0
Essex Johnson.....	15	54	3.6	13	0
Dale Livingston.....	1	18	18.0	18	0
Speedy Thomas.....	4	16	4.0	16t	1
Ron Lamb.....	5	8	1.6	7	0
BENGALS.....	363	1523	4.2	83	10
OPPONENTS.....	523	2651	5.1	80t	13

RECEIVING	REC	YDS	AVG	LG	TD
Eric Crabtree.....	40	855	21.4	73t	7
Bob Trumpy.....	37	835	22.6	80t	9
Speedy Thomas.....	33	481	14.6	62	3
Paul Robinson.....	20	104	5.2	25	0
Jess Phillips.....	13	128	9.8	31	0
Chip Myers.....	10	205	20.5	50	2
Clem Turner.....	5	14	2.8	8	0
Ken Riley.....	2	15	7.5	17	0
Tommie Smith.....	1	41	41.0	41	0
Bruce Coslet.....	1	39	39.0	39t	1
Essex Johnson.....	1	3	3.0	3	0
BENGALS.....	163	2720	16.7	80t	22
OPPONENTS.....	205	2866	14.0	71	24

INTERCEPTIONS	NO	YDS	AVG	LG	TD
Fletcher Smith.....	4	67	16.8	29	0
Bobby Hunt.....	4	66	16.5	27	0
Ken Riley.....	4	66	16.5	66	0
Bill Peterson.....	4	23	5.8	17	0
Bill Bergey.....	2	62	31.0	58	0
Harry Gunner.....	1	70	70.0	70t	1
Al Beauchamp.....	1	8	8.0	8	0
John Guillory.....	1	0	0.0	0	0
BENGALS.....	21	362	17.2	70t	1
OPPONENTS.....	15	239	16.0	53	0

PUNTING	NO	YDS	AVG	NET	TB	IN-20	LG	BLK.
Dale Livingston.....	70	2769	39.6	—	5	—	55	1
Terry Swanson.....	12	459	38.3	—	1	—	55	0
Horst Muhlmann.....	2	38	19.0	—	0	—	38	1
Ron Lamb.....	1	29	29.0	—	0	—	29	0
BENGALS.....	85	3295	38.8	—	6	—	55	2
OPPONENTS.....	55	2275	41.4	—	—	—	57	—

PUNT RETURNS	NO	FC	YDS	AVG	LG	TD
Essex Johnson.....	17	6	85	5.0	17	0
Speedy Thomas.....	4	3	15	3.8	12	0
Al Coleman.....	1	0	0	0.0	0	0
John Guillory.....	1	0	0	0.0	0	0
Charlie King.....	0	0	35	—	35	0
Jack Gehrke.....	0	1	0	—	0	0
BENGALS.....	23	10	135	5.9	35	0
OPPONENTS.....	39	—	297	7.6	—	0

KICKOFF RETURNS	NO	YDS	AVG	LG	TD
Essex Johnson.....	16	362	22.6	51	0
Ken Riley.....	14	334	23.9	40	0
John Guillory.....	8	170	21.3	28	0
Paul Robinson.....	5	168	33.6	74	0
Ron Lamb.....	5	64	12.8	19	0
Jess Phillips.....	3	52	17.3	29	0
Clem Turner.....	3	15	5.0	13	0
Harry Gunner.....	1	0	0.0	0	0
BENGALS.....	55	1165	21.2	74	0
OPPONENTS.....	39	1065	27.3	105t	1

FIELD GOALS	1-19	20-29	30-39	40-49	50+
Horst Muhlmann.....	6-6	5-5	3-4	1-3	1-6
BENGALS.....	6-6	5-5	3-4	1-3	1-6
Horst Muhlmann: (21G, 21G), (17G, 59B, 50N, 23G), (38G), (50B), (51N, 47N), (10G), (35G, 27G), (16G, 37N), (18G), (55N), (—), (16G, 45N, 26G), (50G), (30G, 14G, 43G).					

PASSING	ATT	CMP	YDS	CMP%	YDS/ATT	TD	TD%	INT	INT%	LG	SKD-YDS	RAT
Greg Cook.....	197	106	1854	53.8	9.41	15	7.6	11	5.6	78t	29-195	88.3
Sam Wyche.....	108	54	838	50.0	7.76	7	6.5	4	3.7	80t	28-180	82.3
Dale Livingston.....	2	2	15	100.0	7.50	0	0.0	0	0.0	17	0-0	97.9
Jack Gehrke.....	1	1	13	100.0	13.00	0	0.0	0	0.0	13	0-0	118.8
BENGALS.....	308	163	2720	52.9	8.83	22	7.1	15	4.9	80t	57-375	86.5
OPPONENTS.....	396	205	2866	51.8	7.24	24	6.1	21	5.3	71	16-180	73.5

## USUAL STARTERS

OFFENSE		DEFENSE	
WR	Eric Crabtree	LDE	Royce Berry
LOT	Ernie Wright	LDT	Andy Rice
LG	Ernie Park	RDT	Bill Staley
C	Bob Johnson	RDE	Steve Chomyszak
RG	Pat Matson,	LLB	Al Beauchamp
	Guy Dennis	MLB	Bill Bergey
ROT	Howard Fest	RLB	Bill Peterson
TE	Bob Trumpy	LCB	Fletcher Smith
WR	Speedy Thomas	RCB	Ken Riley
QB	Greg Cook	LS	Al Coleman
RB	Paul Robinson	RS	Bobby Hunt
RB	Jess Phillips		

DEFENSE	ST	AT	TT	SKS-YDS	INT-YDS	PD	FF	FR-YDS
(NA)**)	—	—	—	—	—	—	—	—

\* NOTE: Time of possession was not recorded until 1977.

\*\* NOTE: Overtime was not employed for regular-season games in the AFL.

\*\*\* NOTE: Regular-season defensive statistics were not kept regularly until 1976.

# 1970 STATISTICS

RECORD: 8-6-0

HEAD COACH: PAUL BROWN  
(BENGALS WON AFC CENTRAL DIVISION; SEE POSTSEASON  
PORTION OF TEAM HISTORY SECTION FOR POSTSEASON STATS)

DATE	W-L	SCORE	OPPONENT	ATTENDANCE
9-20-70	W	31-21	OAKLAND	56,616
9-27-70	L	3-38	at Detroit	58,202
10-4-70	L	13-20	HOUSTON	55,094
10-11-70	L	27-30	at Cleveland	83,520
10-18-70	L	19-27	KANSAS CITY	57,265
10-25-70	L	0-20	at Washington	50,415
11-2-70	L	10-21	at Pittsburgh	38,968
11-8-70	W	43-14	at Buffalo	43,587
11-15-70	W	14-10	CLEVELAND	60,007
11-22-70	W	34-7	PITTSBURGH	59,276
11-29-70	W	26-6	NEW ORLEANS	59,342
12-6-70	W	17-14	at San Diego	41,461
12-13-70	W	30-20	at Houston	34,435
12-20-70	W	45-7	BOSTON	60,157

TEAM STATISTICS	BENGALS	OPPONENTS
TOTAL FIRST DOWNS.....	210	236
Rushing.....	100	87
Passing.....	97	131
Penalty.....	13	18
3rd Down: Made-Att.....	—	—
3rd Down Pct.....	—	—
4th Down: Made-Att.....	—	—
4th Down Pct.....	—	—
POSSESSION AVG.....	(*NA)	(*NA)
TOTAL NET YARDS.....	3927	4178
Avg. Per Game.....	280.5	298.4
Total Plays.....	831	874
Avg. Per Play.....	4.7	4.8
NET YARDS RUSHING.....	2057	1543
Avg. Per Game.....	146.9	110.2
Total Rushes.....	461	418
NET YARDS PASSING.....	1870	2635
Avg. Per Game.....	133.6	188.2
Sacked-Yards Lost.....	31-227	28-250
Gross Yards.....	2097	2885
Att.-Completions.....	339-172	428-209
Completion Pct.....	50.7	48.8
Had Intercepted.....	11	23
PUNTS-AVG.....	79-46.2	80-43.8
Net Punting Avg.....	—	—
PENALTIES-YARDS.....	71-831	81-784
FUMBLES-BALLS LOST.....	22-12	28-16
TOUCHDOWNS.....	34	31
Rushing.....	11	11
Passing.....	12	18
Returns.....	6	2

SCORE BY PERIODS	1	2	3	4	OT	PTS
BENGALS.....	56	111	85	60	(*NA)	312
OPPONENTS.....	49	82	52	72	(*NA)	255

SCORING	TD	TD-R	TD-P	TD-R	PAT	FG	S	PTS
Horst Muhlmann.....	0	0	0	0	33-33	25-37	0	108
Paul Robinson.....	7	6	1	0	—	—	0	42
Jess Phillips.....	5	4	1	0	—	—	0	30
Essex Johnson.....	4	2	2	0	—	—	0	24
Lemar Parrish.....	3	0	0	3	—	—	0	18
Royce Berry.....	2	0	0	2	—	—	0	12
Virgil Carter.....	2	2	0	0	—	—	0	12
Eric Crabtree.....	2	0	2	0	—	—	0	12
Speedy Thomas.....	2	0	2	0	—	—	0	12
Bob Trumpy.....	2	0	2	0	—	—	0	12
Sam Wyche.....	2	2	0	0	—	—	0	12
Al Beauchamp.....	1	0	0	1	—	—	0	6
Bruce Coslet.....	1	0	1	0	—	—	0	6
Chip Myers.....	1	0	1	0	—	—	0	6
BENGALS.....	34	16	12	6	33-34	25-37	0	312
OPPONENTS.....	31	11	18	2	31-31	12-24	1	255

Two-point conversions: (NA\*\*).

PASSING	ATT	CMP	YDS	CMP%	YDS/ATT	TD	TD%	INT	INT%	LG	SKD-YDS	RAT
Virgil Carter.....	278	143	1647	51.4	5.92	9	3.2	9	3.2	56t	21-154	66.9
Sam Wyche.....	57	26	411	45.6	7.21	3	5.3	2	3.5	51t	10-73	73.1
Dave Lewis.....	4	3	39	75.0	9.75	0	0.0	0	0.0	18	0-0	105.2
BENGALS.....	339	172	2097	50.7	6.19	12	3.5	11	3.2	56t	31-227	68.4
OPPONENTS.....	428	209	2885	48.8	6.74	18	4.2	23	5.4	87t	28-250	62.5

## USUAL STARTERS

OFFENSE	DEFENSE
WR Eric Crabtree,	LDE Royce Berry
Chip Myers	LDT Mike Reid
LOT Ernie Wright	RDT Steve Chomyszak
LG Rufus Mayes	RDE Ron Carpenter
C Bob Johnson	LLB Al Beauchamp
RG Pat Matson	MLB Bill Bergey
ROT Mike Wilson	RLB Ken Avery
TE Bob Trumpy	LCB Lemar Parrish
WR Speedy Thomas	RCB Ken Riley
QB Virgil Carter	LS Fletcher Smith
RB Paul Robinson	RS Ken Dyer,
RB Jess Phillips	Al Coleman

DEFENSE	ST	AT	TT	SKS-YDS	INT-YDS	PD	FF	FR-YDS
(NA*).....	—	—	—	—	—	—	—	—

RUSHING	ATT	YDS	AVG	LG	TD
Jess Phillips.....	163	648	4.0	76t	4
Paul Robinson.....	149	622	4.2	26t	6
Essex Johnson.....	65	273	4.2	26	2
Virgil Carter.....	34	246	7.2	73	2
Sam Wyche.....	19	118	6.2	23	2
Doug Dressler.....	18	77	4.3	17	0
Ron Lamb.....	6	35	5.8	16	0
Eric Crabtree.....	3	23	7.7	16	0
Dave Lewis.....	2	8	4.0	7	0
Speedy Thomas.....	2	7	3.5	13	0
BENGALS.....	461	2057	4.5	76t	16
OPPONENTS.....	418	1543	3.7	36	11

RECEIVING	REC	YDS	AVG	LG	TD
Chip Myers.....	32	542	16.9	56t	1
Jess Phillips.....	31	124	4.0	17	1
Bob Trumpy.....	29	480	16.6	53t	2
Speedy Thomas.....	21	257	12.2	27	2
Eric Crabtree.....	19	231	12.2	29	2
Paul Robinson.....	17	175	10.3	27	1
Essex Johnson.....	15	190	12.7	51t	2
Bruce Coslet.....	8	98	12.3	24	1
BENGALS.....	172	2097	12.2	56t	12
OPPONENTS.....	209	2885	13.8	87t	18

INTERCEPTIONS	NO	YDS	AVG	LG	TD
Lemar Parrish.....	5	28	5.6	19	0
Ken Riley.....	4	17	4.3	14	0
Ken Dyer.....	3	45	15.0	22	0
Bill Bergey.....	3	35	11.7	26	0
Kenny Graham.....	3	31	10.3	31	0
Fletcher Smith.....	3	17	5.7	17	0
Ken Avery.....	1	5	5.0	5	0
Al Beauchamp.....	1	2	2.0	2	0
BENGALS.....	23	180	7.8	31	0
OPPONENTS.....	11	150	13.6	37	0

PUNTING	NO	YDS	AVG	NET	TB	IN-20	LG	BLK.
Dave Lewis.....	79	3651	46.2	—	9	—	63	0
BENGALS.....	79	3651	46.2	—	9	—	63	0
OPPONENTS.....	80	3505	43.8	—	—	—	61	—

PUNT RETURNS	NO	FC	YDS	AVG	LG	TD
Lemar Parrish.....	23	15	194	8.4	79t	1
Essex Johnson.....	7	1	72	10.3	36	0
Speedy Thomas.....	4	10	20	5.0	11	0
Kenny Graham.....	1	2	41	41.0	41	0
Paul Robinson.....	1	0	0	0.0	0	0
Fletcher Smith.....	1	0	0	0.0	0	0
BENGALS.....	37	28	327	8.8	79t	1
OPPONENTS.....	48	11	392	8.2	63t	2

KICKOFF RETURNS	NO	YDS	AVG	LG	TD
Lemar Parrish.....	16	482	30.1	95t	1
Paul Robinson.....	14	363	25.9	36	0
Essex Johnson.....	3	68	22.7	31	0
Doug Dressler.....	4	48	12.0	22	0
Ron Lamb.....	2	41	20.5	21	0
BENGALS.....	39	1002	25.7	95t	1
OPPONENTS.....	33	774	23.5	51	0

FIELD GOALS	1-19	20-29	30-39	40-49	50+
Horst Muhlmann.....	4-4	5-7	9-11	3-9	4-6
BENGALS.....	4-4	5-7	9-11	3-9	4-6

Horst Muhlmann: (43N, 38G, 51N), (35G), (51G, 36G, 23B), (23G, 39N, 50G), (35N, 42G, 22N, 47N, 50G), (52N), (43G, 47N), (36G, 43G, 22G, 30G, 13G), (—), (13G, 17G), (11G, 35G, 34G, 22G, 49N), (45N, 40B, 53G), (25G, 30G, 25G), (37G).

\* NOTE: Time of possession was not recorded until 1977.

\*\* NOTE: Overtime was not employed for regular-season games in the NFL until 1974.

\*\*\* NOTE: The two-point conversion was not instituted in the NFL until 1994.

▲ NOTE: Regular-season defensive statistics were not kept regularly until 1976.

# 1971 STATISTICS

RECORD: 4-10-0

HEAD COACH: PAUL BROWN

DATE	W-L	SCORE	OPPONENT	ATTENDANCE
9-19-71	W	37-14	PHILADELPHIA	55,880
9-26-71	L	10-21	at Pittsburgh	48,448
10-3-71	L	17-20	at Green Bay	56,263
10-10-71	L	13-23	MIAMI	60,099
10-17-71	L	24-27	CLEVELAND	60,284
10-24-71	L	27-31	at Oakland	54,699
10-31-71	L	6-10	at Houston	37,947
11-7-71	L	6-9	ATLANTA	59,604
11-14-71	W	24-10	at Denver	51,200
11-21-71	W	28-13	HOUSTON	59,390
11-28-71	W	31-0	SAN DIEGO	59,580
12-5-71	L	27-31	at Cleveland	82,705
12-12-71	L	13-21	PITTSBURGH	60,022
12-19-71	L	21-35	at N.Y. Jets	63,151

TEAM STATISTICS	BENGALS	OPPONENTS
TOTAL FIRST DOWNS.....	236	213
Rushing.....	109	93
Passing.....	115	102
Penalty.....	12	18
3rd Down: Made-Att.....	—	—
3rd Down Pct.....	—	—
4th Down: Made-Att.....	—	—
4th Down Pct.....	—	—
POSSESSION AVG.....	(NA)	(NA)
TOTAL NET YARDS.....	4266	3906
Avg. Per Game.....	304.7	279.0
Total Plays.....	867	811
Avg. Per Play.....	4.9	4.8
NET YARDS RUSHING.....	2142	1778
Avg. Per Game.....	153.0	127.0
Total Rushes.....	462	446
NET YARDS PASSING.....	2124	2128
Avg. Per Game.....	151.7	152.0
Sacked-Yards Lost.....	40-303	30-254
Gross Yards.....	2427	2382
Att.-Completions.....	365-214	335-157
Completion Pct.....	58.6	46.9
Had Intercepted.....	11	27
PUNTS-AVG.....	73-44.7	73-40.9
Net Punting Avg.....	—	—
PENALTIES-YARDS.....	82-921	72-722
FUMBLES-BALLS LOST.....	29-12	21-12
TOUCHDOWNS.....	32	32
Rushing.....	14	11
Passing.....	15	19
Returns.....	3	2

SCORE BY PERIODS	1	2	3	4	OT	PTS
BENGALS.....	58	64	91	71	(**NA)	284
OPPONENTS.....	44	71	48	102	(**NA)	265

SCORING	TD	TD-R	TD-P	TD-R	PAT	FG	S	PTS
Horst Muhlmann.....	0	0	0	0	31-31	20-36	0	91
Fred Willis.....	7	7	0	0	—	—	0	42
Essex Johnson.....	6	4	2	0	—	—	0	36
Bruce Coslet.....	4	0	4	0	—	—	0	24
Bob Trumpy.....	3	0	3	0	—	—	0	18
Eric Crabtree.....	2	0	2	0	—	—	0	12
Lemar Parrish.....	2	0	0	2	—	—	0	12
Speedy Thomas.....	2	0	2	0	—	—	0	12
Ken Anderson.....	1	1	0	0	—	—	0	6
Al Beauchamp.....	1	0	0	1	—	—	0	6
Doug Dressler.....	1	1	0	0	—	—	0	6
Chip Myers.....	1	0	1	0	—	—	0	6
Jess Phillips.....	1	0	1	0	—	—	0	6
Paul Robinson.....	1	1	0	0	—	—	0	6
Virgil Carter.....	0	0	0	0	^1	—	0	1
BENGALS.....	32	14	15	3	32-32	20-36	0	284
OPPONENTS.....	32	11	19	2	31-32	14-22	0	265

\*PAT scored on a run.

Two-point conversions: (NA\*\*).

RUSHING	ATT	YDS	AVG	LG	TD
Fred Willis.....	135	590	4.4	36	7
Essex Johnson.....	85	522	6.1	86t	4
Jess Phillips.....	94	420	4.5	31	0
Paul Robinson.....	49	213	4.3	17	1
Doug Dressler.....	54	204	3.8	13	1
Ken Anderson.....	22	125	5.7	16	1
Virgil Carter.....	8	42	5.3	19	0
Ron Lamb.....	5	13	2.6	7	0
Sandy Durko.....	1	7	7.0	7	0
Dave Lewis.....	6	6	1.0	9	0
Eric Crabtree.....	1	1	1.0	1	0
Speedy Thomas.....	2	-1	-0.5	0	0
BENGALS.....	462	2142	4.6	86t	14
OPPONENTS.....	446	1778	4.0	63t	11

RECEIVING	REC	YDS	AVG	LG	TD
Bob Trumpy.....	40	531	13.3	44	3
Chip Myers.....	27	286	10.6	20	1
Fred Willis.....	24	223	9.3	29	0
Speedy Thomas.....	22	327	14.9	90t	2
Jess Phillips.....	22	125	5.7	19	1
Bruce Coslet.....	21	356	17.0	71t	4
Doug Dressler.....	19	145	7.6	26	0
Essex Johnson.....	14	258	18.4	67t	2
Eric Crabtree.....	14	102	7.3	22	2
Paul Robinson.....	8	47	5.9	16	0
Ed Marshall.....	2	18	9.0	10	0
Mike Kelly.....	1	9	9.0	9	0
BENGALS.....	214	2427	11.3	90t	15
OPPONENTS.....	157	2382	15.2	74t	19

INTERCEPTIONS	NO	YDS	AVG	LG	TD
Lemar Parrish.....	7	105	15.0	65t	1
Al Beauchamp.....	6	53	8.8	18t	1
Ken Riley.....	5	22	4.4	21	0
Sandy Durko.....	4	46	11.5	25	0
Bill Bergey.....	1	16	16.0	16	0
Bill Peterson.....	1	16	16.0	16	0
Al Coleman.....	1	15	15.0	15	0
Neal Craig.....	1	0	0.0	0	0
Fletcher Smith.....	1	0	0.0	0	0
BENGALS.....	27	273	10.1	65t	2
OPPONENTS.....	11	219	19.9	48t	1

PUNTING	NO	YDS	AVG	NET	TB	IN-20	LG	BLK.
Dave Lewis.....	72	3229	44.8	—	8	—	56	0
Doug Dressler.....	1	34	34.0	—	0	—	34	0
BENGALS.....	73	3263	44.7	—	8	—	56	0
OPPONENTS.....	73	2988	40.9	—	—	—	—	—

PUNT RETURNS	NO	FC	YDS	AVG	LG	TD
Lemar Parrish.....	12	9	93	7.8	47	0
Sandy Durko.....	6	11	14	2.3	7	0
Speedy Thomas.....	4	4	10	2.5	7	0
Essex Johnson.....	3	5	28	9.3	14	0
BENGALS.....	25	29	145	5.8	47	0
OPPONENTS.....	41	—	304	7.4	—	1

KICKOFF RETURNS	NO	YDS	AVG	LG	TD
Paul Robinson.....	18	335	18.6	37	0
Lemar Parrish.....	13	296	22.8	30	0
Fred Willis.....	4	81	20.3	32	0
Jess Phillips.....	2	49	24.5	31	0
Ron Lamb.....	2	42	21.0	25	0
Essex Johnson.....	2	40	20.0	21	0
Doug Dressler.....	1	20	20.0	20	0
Mike Kelly.....	1	0	0.0	0	0
BENGALS.....	43	863	20.1	37	0
OPPONENTS.....	39	1024	26.3	—	0

FIELD GOALS	1-19	20-29	30-39	40-49	50+
Horst Muhlmann.....	6-6	5-8	4-9	4-10	1-3
BENGALS.....	6-6	5-8	4-9	4-10	1-3
Horst Muhlmann: (26G, 34N, 36G, 35G), (45N, 33G, 51N), (26G), (16G, 27N, 9G), (12G), (11G, 37B, 36G), (45G, 46G, 27N, 32N), (30N, 51G, 24G), (14G, 48N), (—), (40G, 35N, 43N), (52N, 46G, 24G), (27N, 18G, 22G), (43N, 49N, 44N).					

PASSING	ATT	CMP	YDS	CMP%	YDS/ATT	TD	TD%	INT	INT%	LG	SKD-YDS	RAT
Virgil Carter.....	222	138	1624	62.2	7.32	10	4.5	7	3.2	90t	13-122	86.2
Ken Anderson.....	131	72	777	55.0	5.93	5	3.8	4	3.1	44	23-159	72.6
Dave Lewis.....	10	3	18	30.0	1.80	0	0.0	0	0.0	13	4-22	39.6
Fred Willis.....	2	1	8	50.0	4.00	0	0.0	0	0.0	8	0-0	60.4
BENGALS.....	365	214	2427	58.6	6.65	15	4.1	11	3.0	90t	40-303	79.8
OPPONENTS.....	335	157	2382	46.9	7.11	19	5.7	27	8.1	74t	30-254	56.1

## USUAL STARTERS

OFFENSE	DEFENSE
WR Eric Crabtree,	LDE Royce Berry
Chip Myers	LDT Mike Reid
LOT Ernie Wright,	RDT Steve Chomyszak
Rufus Mayes	RDE Ron Carpenter
LG Howard Fest	LLB Al Beauchamp
C Bob Johnson	MLB Bill Bergey
RG Pat Matson	RLB Ken Avery
ROT Vernon Holland	LCB Lemar Parrish
TE Bob Trumpy,	RCB Ken Riley
Bruce Coslet	LS Fletcher Smith,
WR Speedy Thomas,	Neal Craig
Bob Trumpy	Sandy Durko
QB Virgil Carter	
RB Paul Robinson	
RB Jess Phillips	

DEFENSE	ST	AT	TT	SKS-YDS	INT-YDS	PD	FF	FR-YDS
(NA**)	—	—	—	—	—	—	—	—

\* NOTE: Time of possession was not recorded until 1977.

\*\* NOTE: Overtime was not employed for regular-season games in the NFL until 1974.

\*\*\* NOTE: The two-point conversion was not instituted in the NFL until 1994.

^^ NOTE: Regular-season defensive statistics were not kept regularly until 1976.

# 1972 STATISTICS

RECORD: 8-6-0

HEAD COACH: PAUL BROWN

DATE	W-L	SCORE	OPPONENT	ATTENDANCE
9-17-72	W	31-7	at New England	60,999
9-24-72	W	15-10	PITTSBURGH	54,292
10-1-72	L	6-27	at Cleveland	81,564
10-8-72	W	21-10	DENVER	55,812
10-15-72	W	23-16	at Kansas City	79,068
10-22-72	L	12-15	at Los Angeles	73,385
10-29-72	W	30-7	HOUSTON	59,409
11-5-72	L	17-40	at Pittsburgh	50,350
11-12-72	L	14-20	OAKLAND	59,485
11-19-72	L	19-20	BALTIMORE	49,512
11-26-72	W	13-3	at Chicago	55,701
12-3-72	W	13-10	N.Y. GIANTS	59,523
12-9-72	L	24-27	CLEVELAND	59,524
12-17-72	W	61-17	at Houston	32,482

TEAM STATISTICS	BENGALS	OPPONENTS
TOTAL FIRST DOWNS.....	255	207
Rushing.....	112	98
Passing.....	122	92
Penalty.....	21	17
3rd Down: Made-Att.....	—	—
3rd Down Pct.....	—	—
4th Down: Made-Att.....	—	—
4th Down Pct.....	—	—
POSSESSION AVG.....	(NA)	(NA)
TOTAL NET YARDS.....	4317	3552
Avg. Per Game.....	308.4	253.7
Total Plays.....	899	794
Avg. Per Play.....	4.8	4.5
NET YARDS RUSHING.....	1996	1815
Avg. Per Game.....	142.6	129.6
Total Rushes.....	491	406
NET YARDS PASSING.....	2321	1737
Avg. Per Game.....	165.8	124.1
Sacked-Yards Lost.....	24-192	38-296
Gross Yards.....	2513	2033
Att.-Completions.....	384-219	350-167
Completion Pct.....	57.0	47.7
Had Intercepted.....	11	20
PUNTS-AVG.....	66-42.1	84-42.4
Net Punting Avg.....	—	—
PENALTIES-YARDS.....	76-738	69-581
FUMBLES-BALLS LOST.....	28-18	30-9
TOUCHDOWNS.....	31	24
Rushing.....	16	11
Passing.....	10	11
Returns.....	5	2

SCORE BY PERIODS					1	2	3	4	OT	PTS
BENGALS.....	36	62	99	102	(**NA)	299				
OPPONENTS.....	37	79	42	71	(**NA)	229				
SCORING	TD	TD-R	TD-P	TD-Rt	PAT	FG	S	PTS		
Horst Muhlmann.....	0	0	0	0	30-31	27-40	0	111		
Doug Dressler.....	7	6	1	0	—	—	0	42		
Essex Johnson.....	6	4	2	0	—	—	0	36		
Ken Anderson.....	3	3	0	0	—	—	0	18		
Chip Myers.....	3	0	3	0	—	—	0	18		
Lemar Parrish.....	3	0	0	3	—	—	0	18		
Virgil Carter.....	2	2	0	0	—	—	0	12		
Bob Trumphy.....	2	0	2	0	—	—	0	12		
Tommy Casanova.....	1	0	0	1	—	—	0	6		
Bruce Coslet.....	1	0	1	0	—	—	0	6		
Neal Craig.....	1	0	0	1	—	—	0	6		
Jess Phillips.....	1	1	0	0	—	—	0	6		
Speedy Thomas.....	1	0	1	0	—	—	0	6		
Sherman White.....	0	0	0	0	—	—	1	2		
BENGALS.....	31	16	10	5	30-31	27-40	1	299		
OPPONENTS.....	24	11	11	2	23-24	20-29	1	229		

Two-point conversions: (NA\*\*\*).

PASSING	ATT	CMP	YDS	CMP%	YDS/ATT	TD	TD%	INT	INT%	LG	SKD-YDS	RAT
Ken Anderson.....	301	171	1918	56.8	6.37	7	2.3	7	2.3	65t	18-155	74.0
Virgil Carter.....	82	47	579	57.3	7.06	3	3.7	4	4.9	36	6-37	71.1
Fred Willis.....	1	1	16	100.0	16.00	0	0.0	0	0.0	16	0-0	118.8
BENGALS.....	384	219	2513	57.0	6.54	10	2.6	11	2.9	65t	24-192	73.6
OPPONENTS.....	350	167	2033	47.7	5.81	11	3.1	20	5.7	68	38-296	52.7

## USUAL STARTERS

OFFENSE	DEFENSE
WR Speedy Thomas	LDE Royce Berry
LOT Stan Walters	LDT Mike Reid
LG Howard Fest	RDT Steve Chomyszak
C Bob Johnson	RDE Sherman White
RG Pat Matson	LLB Al Beauchamp
ROT Vernon Holland	MLB Bill Bergey
TE Bob Trumphy	RLB Ken Avery
WR Chip Myers	LCB Lemar Parrish
QB Ken Anderson	RCB Ken Riley
RB Essex Johnson	LS Neal Craig
RB Doug Dressler	RS Tommy Casanova

DEFENSE	ST	AT	TT	SKS-YDS	INT-YDS	PD	FF	FR-YDS
(NA*).....	—	—	—	—	—	—	—	—

RUSHING	ATT	YDS	AVG	LG	TD
Essex Johnson.....	212	825	3.9	19	4
Doug Dressler.....	128	565	4.4	43t	6
Jess Phillips.....	48	207	4.3	20	1
Fred Willis.....	42	127	3.0	12	0
Ken Anderson.....	22	94	4.3	18	3
Paul Robinson.....	21	94	4.5	15	0
Virgil Carter.....	12	57	4.8	14	2
Dave Lewis.....	1	15	15.0	15	0
Steve Conley.....	3	8	2.7	5	0
Charlie Joiner.....	1	2	2.0	2	0
Reece Morrison.....	1	2	2.0	2	0
BENGALS.....	491	1996	4.1	43t	16
OPPONENTS.....	406	1815	4.5	41	11

RECEIVING	REC	YDS	AVG	LG	TD
Chip Myers.....	57	792	13.9	42	3
Bob Trumphy.....	44	500	11.4	38	2
Doug Dressler.....	39	348	8.9	33	1
Essex Johnson.....	29	420	14.5	65t	2
Speedy Thomas.....	17	171	10.1	18	1
Jess Phillips.....	10	50	5.0	15	0
Fred Willis.....	9	46	5.1	10	0
Charlie Joiner.....	8	133	16.6	25	0
Bruce Coslet.....	5	48	9.6	17	1
Drew Bule.....	1	5	5.0	5	0
BENGALS.....	219	2513	11.5	65t	10
OPPONENTS.....	167	2033	12.2	68t	11

INTERCEPTIONS	NO	YDS	AVG	LG	TD
Tommy Casanova.....	5	108	21.6	33	0
Lemar Parrish.....	5	90	18.0	33t	2
Doug Adams.....	3	44	14.7	19	0
Ken Riley.....	3	0	0.0	0	0
Neal Craig.....	2	76	38.0	63t	1
Al Beauchamp.....	1	8	8.0	8	0
Bernard Jackson.....	1	0	0.0	0	0
BENGALS.....	20	326	16.3	63t	3
OPPONENTS.....	11	70	6.4	28	0

PUNTING	NO	YDS	AVG	NET	TB	IN-20	LG	BLK.
Dave Lewis.....	66	2777	42.1	—	6	—	60	0
BENGALS.....	66	2777	42.1	—	6	—	60	0
OPPONENTS.....	84	3559	42.4	—	—	—	62	0

PUNT RETURNS	NO	FC	YDS	AVG	LG	TD
Tommy Casanova.....	30	19	289	9.6	66t	1
Lemar Parrish.....	15	2	141	9.4	51t	1
Essex Johnson.....	2	0	7	3.5	7	0
BENGALS.....	47	21	437	9.3	66t	2
OPPONENTS.....	26	16	152	5.8	54	0

KICKOFF RETURNS	NO	YDS	AVG	LG	TD
Bernard Jackson.....	21	509	24.2	62	0
Lemar Parrish.....	15	348	23.2	45	0
Charlie Joiner.....	5	88	17.6	25	0
Tommy Casanova.....	1	34	34.0	34	0
Dave Lewis.....	1	15	15.0	15	0
Essex Johnson.....	1	13	13.0	13	0
Guy Dennis.....	1	11	11.0	11	0
Mike Kelly.....	1	0	0.0	0	0
BENGALS.....	46	1018	22.1	62	0
OPPONENTS.....	44	984	22.4	34	0

FIELD GOALS	1-19	20-29	30-39	40-49	50+
Horst Muhlmann.....	6-7	6-10	9-12	5-8	1-3
BENGALS.....	6-7	6-10	9-12	5-8	1-3

Horst Muhlmann: (51B, 38G), (32G, 20G, 32G, 34G, 41G), (14G, 26G, 28N, 30N), (49N), (46G, 16G, 12G), (25G, 26N, 21N, 17N), (10G, 42G, 33G), (37G), (21B, 35B), (25G, 40G), (39G, 14G, 39N), (50N, 27G, 40N, 47N, 18G), (31G), (51G, 46G, 24G, 32G).

\* NOTE: Time of possession was not recorded until 1977.

\*\* NOTE: Overtime was not employed for regular-season games in the NFL until 1974.

\*\*\* NOTE: The two-point conversion was not instituted in the NFL until 1994.

^ NOTE: Regular-season defensive statistics were not kept regularly until 1976.



# 1973 STATISTICS

RECORD: 10-4-0

HEAD COACH: PAUL BROWN  
(BENGALS WON AFC CENTRAL DIVISION; SEE POSTSEASON  
PORTION OF TEAM HISTORY SECTION FOR POSTSEASON STATS)

DATE	W-L	SCORE	OPPONENT	ATTENDANCE
9-16-73	L	10-28	at Denver	49,059
9-23-73	W	24-10	HOUSTON	51,823
9-30-73	W	20-13	at San Diego	46,733
10-7-73	L	10-17	at Cleveland	70,805
10-14-73	W	19-7	PITTSBURGH	55,819
10-21-73	W	14-6	KANSAS CITY	56,397
10-28-73	L	13-20	at Pittsburgh	45,761
11-4-73	L	10-38	at Dallas	54,944
11-11-73	W	16-13	at Buffalo	76,927
11-18-73	W	20-14	N.Y. JETS	55,745
11-25-73	W	42-24	ST. LOUIS	50,918
12-2-73	W	27-0	MINNESOTA	57,859
12-9-73	W	34-17	CLEVELAND	58,266
12-16-73	W	27-24	at Houston	21,955

TEAM STATISTICS	BENGALS	OPPONENTS
TOTAL FIRST DOWNS	252	219
Rushing	124	109
Passing	108	97
Penalty	20	13
3rd Down: Made-Att.	—	—
3rd Down Pct.	—	—
4th Down: Made-Att.	—	—
4th Down Pct.	—	—
POSSESSION AVG.	(**NA)	(**NA)
TOTAL NET YARDS	4512	3705
Avg. Per Game	322.3	264.6
Total Plays	871	840
Avg. Per Play	5.2	4.4
NET YARDS RUSHING	2236	1807
Avg. Per Game	159.7	129.1
Total Rushes	515	459
NET YARDS PASSING	2276	1898
Avg. Per Game	162.6	135.6
Sacked-Yards Lost	24-163	43-342
Gross Yards	2439	2240
Att.-Completions	332-180	338-182
Completion Pct.	54.2	53.8
Had Intercepted	12	18
PUNTS-PUNTING	68-41.0	77-41.7
Net Punting Avg.	—	—
PENALTIES-YARDS	83-799	78-710
FUMBLES-BALLS LOST	25-14	31-16
TOUCHDOWNS	32	27
Rushing	13	15
Passing	18	9
Returns	1	3

SCORE BY PERIODS	1	2	3	4	OT	PTS
BENGALS	39	100	79	68	(**NA)	286
OPPONENTS	50	61	58	62	(**NA)	231

SCORING	TD	TD-R	TD-P	TD-Rt	PAT	FG	S	PTS
Horst Muhlmann	0	0	0	0	31-32	21-31	0	94
Isaac Curtis	9	0	9	0	—	—	0	54
Boobie Clark	8	8	0	0	—	—	0	48
Essex Johnson	7	4	3	0	—	—	0	42
Bob Trumphy	5	0	5	0	—	—	0	30
Lenvil Elliott	2	1	1	0	—	—	0	12
Lemar Parrish	1	0	0	1	—	—	0	6
BENGALS	32	13	18	1	31-32	21-31	0	286
OPPONENTS	27	15	9	3	27-27	14-23	0	231

Two-point conversions: (NA\*\*).

PASSING	ATT	CMP	YDS	CMP%	YDS/ATT	TD	TD%	INT	INT%	LG	SKD-YDS	RAT
Ken Anderson	329	179	2428	54.4	7.38	18	5.5	12	3.6	78t	24-163	81.2
Greg Cook	3	1	11	33.3	3.67	0	0.0	0	0.0	11	0-0	45.1
BENGALS	332	180	2439	54.2	7.35	18	5.4	12	3.6	78t	24-163	80.9
OPPONENTS	338	182	2240	53.8	6.63	9	2.7	18	5.3	67	43-342	61.3

RUSHING	ATT	YDS	AVG	LG	TD
Essex Johnson	195	997	5.1	46	4
Boobie Clark	254	988	3.9	26	8
Lenvil Elliott	22	122	5.5	15	1
Ken Anderson	26	97	3.7	17	0
Joe Wilson	10	39	3.9	11	0
Reece Morrison	3	11	3.7	8	0
Dave Lewis	3	-7	-2.3	5	0
Isaac Curtis	2	-11	-5.5	1	0
BENGALS	515	2236	4.3	46	13
OPPONENTS	459	1807	3.9	52	15

RECEIVING	REC	YDS	AVG	LG	TD
Isaac Curtis	45	843	18.7	77t	9
Boobie Clark	45	347	7.7	39	0
Bob Trumphy	29	435	15.0	53	5
Essex Johnson	28	356	12.7	78t	3
Charlie Joiner	13	214	16.5	26	0
Bruce Coslet	9	123	13.7	18	0
Chip Myers	7	77	11.0	18	0
Tim George	2	28	14.0	19	0
Lenvil Elliott	1	12	12.0	12t	1
Reece Morrison	1	4	4.0	4	0
BENGALS	180	2439	13.6	78t	18
OPPONENTS	182	2240	12.3	67	9

INTERCEPTIONS	NO	YDS	AVG	LG	TD
Tommy Casanova	4	33	8.3	16	0
Bill Bergey	3	50	16.7	22	0
Al Beauchamp	3	4	1.3	4	0
Neal Craig	2	52	26.0	30	0
Lemar Parrish	2	10	5.0	10	0
Ken Riley	2	2	1.0	5	0
Ken Avery	1	15	15.0	15	0
Bernard Jackson	1	0	0.0	0	0
BENGALS	18	166	9.2	30	0
OPPONENTS	12	198	16.5	37	1

PUNTING	NO	YDS	AVG	NET	TB	IN-20	LG	BLK.
Dave Lewis	68	2790	41.0	—	4	—	60	0
BENGALS	68	2790	41.0	—	4	—	60	0
OPPONENTS	77	3214	41.7	—	—	—	—	—

PUNT RETURNS	NO	FC	YDS	AVG	LG	TD
Lemar Parrish	25	1	200	8.0	47	0
Tommy Casanova	15	6	119	7.9	27	0
Lyle Blackwood	4	5	12	3.0	4	0
Dave Lewis	1	2	2	2.0	2	0
BENGALS	45	14	333	7.4	47	0
OPPONENTS	27	—	123	4.6	—	0

KICKOFF RETURNS	NO	YDS	AVG	LG	TD
Bernard Jackson	21	520	24.8	41	0
Joe Wilson	8	173	21.6	27	0
Lemar Parrish	7	143	20.4	29	0
Dave Lewis	2	40	20.0	27	0
Bruce Coslet	1	0	0.0	0	0
BENGALS	39	876	22.5	41	0
OPPONENTS	42	1170	27.9	103t	1

FIELD GOALS	1-19	20-29	30-39	40-49	50+
Horst Muhlmann	5-5	6-7	5-9	4-6	1-4
BENGALS	5-5	6-7	5-9	4-6	1-4

Horst Muhlmann: (21G), (39N, 27G, 51N), (42N, 34N, 26N), (38G), (41G, 20G, 52N, 20G, 19G), (32N, 57N), (41G, 17G), (29G), (35G, 33N, 36G, 47N, 33G), (16G, 51G), (—), (22G, 38G), (45G, 10G), (40G, 11G).

## USUAL STARTERS

OFFENSE	DEFENSE
WR Tim George,	LDE Royce Berry
Charlie Joiner,	LDT Mike Reid
Chip Myers	RDT Ron Carpenter
LOT Rufus Mayes	RDE Sherman White
LG Howard Fest	LLB Al Beauchamp
C Bob Johnson	MLB Bill Bergey
RG Pat Matson	RLB Ron Pritchard
ROT Vernon Holland	LCB Lemar Parrish
TE Bob Trumphy	RCB Ken Riley
QB Isaac Curtis	LS Neal Craig
HB Ken Anderson	RS Tommy Casanova
FB Boobie Clark	

DEFENSE	ST	AT	TT	SKS-YDS	INT-YDS	PD	FF	FR-YDS
(NA*)	—	—	—	—	—	—	—	—

\* NOTE: Time of possession was not recorded until 1977.

\*\* NOTE: Overtime was not employed for regular-season games in the NFL until 1974.

\*\*\* NOTE: The two-point conversion was not instituted in the NFL until 1994.

^ NOTE: Regular-season defensive statistics were not kept regularly until 1976.

# 1974 STATISTICS

RECORD: 7-7-0

HEAD COACH: PAUL BROWN

DATE	W-L	SCORE	OPPONENT	ATTENDANCE
9-15-74	W	33-7	CLEVELAND	53,113
9-22-74	L	17-20	SAN DIEGO	51,178
9-29-74	W	21-3	at San Francisco	49,895
10-6-74	W	28-17	WASHINGTON	56,175
10-13-74	W	34-24	at Cleveland	70,897
10-20-74	L	27-30	at Oakland	51,821
10-27-74	L	21-34	HOUSTON	55,434
11-3-74	W	24-14	at Baltimore	36,110
11-10-74	W	17-10	PITTSBURGH	57,532
11-17-74	L	3-20	at Houston	44,054
11-24-74	W	33-6	KANSAS CITY	49,777
12-2-74	L	3-24	at Miami	71,962
12-8-74	L	19-23	DETROIT	45,159
12-14-74	L	3-27	at Pittsburgh	42,878

TEAM STATISTICS	BENGALS	OPPONENTS
TOTAL FIRST DOWNS.....	260	256
Rushing.....	115	127
Passing.....	131	109
Penalty.....	14	20
3rd Down: Made-Att.....	—	—
3rd Down Pct.....	—	—
4th Down: Made-Att.....	—	—
4th Down Pct.....	—	—
POSSESSION AVG.....	(NA)	(NA)
TOTAL NET YARDS.....	4489	3942
Avg. Per Game.....	320.6	281.6
Total Plays.....	835	892
Avg. Per Play.....	5.4	4.4
NET YARDS RUSHING.....	1978	2152
Avg. Per Game.....	141.3	153.7
Total Rushes.....	445	497
NET YARDS PASSING.....	2511	1790
Avg. Per Game.....	179.4	127.9
Sacked-Yards Lost.....	37-293	36-320
Gross Yards.....	2804	2110
Att.-Completions.....	353-224	359-186
Completion Pct.....	63.5	51.8
Had Intercepted.....	13	9
PUNTS-AVG.....	66-40.9	81-37.8
Net Punting Avg.....	—	—
PENALTIES-YARDS.....	78-653	77-640
FUMBLES-BALLS LOST.....	27-18	23-11
TOUCHDOWNS.....	36	30
Rushing.....	14	16
Passing.....	18	13
Returns.....	4	1

SCORE BY PERIODS	1	2	3	4	OT	PTS
BENGALS.....	50	95	60	78	0	283
OPPONENTS.....	37	63	70	89	0	259

SCORING	TD	TD-R	TD-P	TD-RT	PAT	FG	S	PTS
Horst Muhlmann.....	0	0	0	0	32-35	11-18	0	65
Isaac Curtis.....	10	0	10	0	—	—	0	60
Boobie Clark.....	6	5	1	0	—	—	0	36
Ed Williams.....	4	3	1	0	—	—	0	24
Lemar Parrish.....	3	0	0	3	—	—	0	18
Ken Anderson.....	2	2	0	0	—	—	0	12
Doug Dressler.....	2	2	0	0	—	—	0	12
Lenvil Elliott.....	2	1	1	0	—	—	0	12
Bob Trumpy.....	2	0	2	0	—	—	0	12
Wayne Clark.....	1	1	0	0	—	—	0	6
Essex Johnson.....	1	0	1	0	—	—	0	6
Charlie Joiner.....	1	0	1	0	—	—	0	6
Bob Maddox.....	1	0	0	1	—	—	0	6
Chip Myers.....	1	0	1	0	—	—	0	6
Ron Carpenter.....	0	0	0	0	—	—	1	2
BENGALS.....	36	14	18	4	32-36	11-18	1	283
OPPONENTS.....	30	16	13	1	28-30	17-22	0	259

Two-point conversions: (NA\*\*).

PASSING	ATT	CMP	YDS	CMP%	YDS/ATT	TD	TD%	INT	INT%	LG	SKD-YDS	RAT
Ken Anderson.....	328	213	2667	64.9	8.13	18	5.5	10	3.0	77t	36-292	95.7
Wayne Clark.....	22	9	98	40.9	4.45	0	0.0	3	13.6	19	1-1	15.2
Dave Green.....	2	1	22	50.0	11.00	0	0.0	0	0.0	22	0-0	89.6
Lenvil Elliott.....	1	1	17	100.0	17.00	0	0.0	0	0.0	17	0-0	118.8
BENGALS.....	353	224	2804	63.5	7.94	18	5.1	13	3.7	77t	37-293	89.7
OPPONENTS.....	359	186	2110	51.8	5.88	13	3.6	9	2.5	64	36-320	71.4

RUSHING	ATT	YDS	AVG	LG	TD
Charlie Davis.....	72	375	5.2	29	0
Lenvil Elliott.....	68	345	5.1	26	1
Ken Anderson.....	43	314	7.3	20	2
Boobie Clark.....	99	312	3.2	22	5
Doug Dressler.....	72	255	3.5	17	2
Ed Williams.....	58	238	4.1	18	3
Isaac Curtis.....	8	62	7.8	20	0
Essex Johnson.....	19	44	2.3	11	0
Charlie Joiner.....	4	20	5.0	8	0
Wayne Clark.....	1	8	8.0	8t	1
John McDaniel.....	1	5	5.0	5	0
BENGALS.....	445	1978	4.4	29	14
OPPONENTS.....	497	2152	4.3	54	16

RECEIVING	REC	YDS	AVG	LG	TD
Chip Myers.....	32	383	12.0	22	1
Isaac Curtis.....	30	633	21.1	77t	10
Doug Dressler.....	29	196	6.8	23	0
Charlie Joiner.....	24	390	16.3	65t	1
Boobie Clark.....	23	194	8.4	23	1
Bob Trumpy.....	21	330	15.7	41	2
Charlie Davis.....	19	171	9.0	32	0
Lenvil Elliott.....	18	187	10.4	28t	1
Ed Williams.....	13	98	7.5	19t	1
Essex Johnson.....	8	85	10.6	27t	1
John McDaniel.....	2	79	39.5	60	0
Bruce Coslet.....	2	24	12.0	18	0
Bernard Jackson.....	1	22	22.0	22	0
Al Chandler.....	1	9	9.0	9	0
Bob Johnson.....	1	3	3.0	3	0
BENGALS.....	224	2804	12.5	77t	18
OPPONENTS.....	186	2110	11.3	64	13

INTERCEPTIONS	NO	YDS	AVG	LG	TD
Ken Riley.....	5	33	6.6	19	0
Tommy Casanova.....	2	26	13.0	26	0
Al Beauchamp.....	1	34	34.0	34	0
Bernard Jackson.....	1	17	17.0	17	0
BENGALS.....	9	110	12.2	34	0
OPPONENTS.....	13	140	10.8	40	0

PUNTING	NO	YDS	AVG	NET	TB	IN-20	LG	BLK.
Dave Green.....	66	2701	40.9	—	10	—	53	0
BENGALS.....	66	2701	40.9	—	10	—	53	0
OPPONENTS.....	81	3061	37.8	—	—	—	—	—

PUNT RETURNS	NO	FC	YDS	AVG	LG	TD
Tommy Casanova.....	24	2	265	11.0	74	0
Lemar Parrish.....	18	1	338	18.8	90t	2
Lyle Blackwood.....	10	3	29	2.9	11	0
BENGALS.....	52	6	632	12.2	90t	2
OPPONENTS.....	41	—	457	11.1	—	0

KICKOFF RETURNS	NO	YDS	AVG	LG	TD
Bernard Jackson.....	29	682	23.5	45	0
Charlie Davis.....	12	243	20.3	28	0
John McDaniel.....	3	64	21.3	24	0
Tommy Casanova.....	1	48	48.0	48	0
Lemar Parrish.....	2	36	18.0	21	0
Ed Williams.....	2	33	16.5	22	0
Doug Dressler.....	3	32	10.7	18	0
Lyle Blackwood.....	1	17	17.0	17	0
Lenvil Elliott.....	1	2	2.0	2	0
BENGALS.....	54	1157	21.4	48	0
OPPONENTS.....	55	1198	21.8	—	0

FIELD GOALS	1-19	20-29	30-39	40-49	50+
Horst Muhlmann.....	1-1	2-2	5-9	3-6	0-0
BENGALS.....	1-1	2-2	5-9	3-6	0-0

Horst Muhlmann: (32G), (34N, 34G), (—), (—), (45N), (—), (—), (40B, 18G, 33B), (30G), (28G, 46N), (39N), (29G), (42G, 34G, 40G, 47G), (38B, 32G).

## USUAL STARTERS

OFFENSE	DEFENSE
WR Isaac Curtis	LDE Ken Johnson
LOT Rufus Mayes	LDT Mike Reid
LG Howard Fest	ROT Ron Carpenter
C Bob Johnson	RDE Sherman White
RG John Shinnors,	LLB Al Beauchamp
Pat Matson	MLB Doug Adams,
Stan Walters	Jim LeClair,
TE Bob Trumpy	Ken Avery
WR Charlie Joiner	RLB Ron Pritchard
QB Ken Anderson	LCB Lemar Parrish
RB Charlie Davis	RCB Ken Riley
RB Boobie Clark	LS Bernard Jackson
	RS Tommy Casanova

DEFENSE	ST	AT	TT	SKS-YDS	INT-YDS	PD	FF	FR-YDS
(NA**)	—	—	—	—	—	—	—	—

\* NOTE: Time of possession was not recorded until 1977.

\*\* NOTE: The two-point conversion was not instituted in the NFL until 1994.

\*\*\* NOTE: Regular-season defensive statistics were not kept regularly until 1976.

# 1975 STATISTICS

RECORD: 11-3-0

HEAD COACH: PAUL BROWN  
(BENGALS WERE WILD CARD QUALIFIER; SEE POSTSEASON  
PORTION OF TEAM HISTORY SECTION FOR POSTSEASON STATS)

DATE	W-L	SCORE	OPPONENT	ATTENDANCE
9-21-75	W	24-17	CLEVELAND	52,874
9-28-75	W	21-0	at New Orleans	52,531
10-5-75	W	21-19	at Houston	45,321
10-12-75	W	27-10	NEW ENGLAND	51,220
10-19-75	W	14-10	OAKLAND	48,122
10-26-75	W	21-14	at Atlanta	45,811
11-2-75	L	24-30	PITTSBURGH	58,418
11-9-75	W	17-16	at Denver	49,919
11-17-75	W	33-24	BUFFALO	56,666
11-23-75	L	23-35	at Cleveland	56,427
11-30-75	W	23-19	HOUSTON	46,128
12-7-75	W	31-0	at Philadelphia	56,984
12-13-75	L	14-35	at Pittsburgh	48,889
12-21-75	W	47-17	SAN DIEGO	46,474

TEAM STATISTICS	BENGALS	OPPONENTS
TOTAL FIRST DOWNS	295	241
Rushing	107	115
Passing	166	107
Penalty	22	19
3rd Down: Made-Att.	—	—
3rd Down Pct.	—	—
4th Down: Made-Att.	—	—
4th Down Pct.	—	—
POSSESSION AVG.	(*NA)	(*NA)
TOTAL NET YARDS	5060	3923
Avg. Per Game	361.4	280.2
Total Plays	966	889
Avg. Per Play	5.2	4.4
NET YARDS RUSHING	1819	2194
Avg. Per Game	129.9	156.7
Total Rushes	499	473
NET YARDS PASSING	3241	1729
Avg. Per Game	231.5	123.5
Sacked-Yards Lost	34-256	27-272
Gross Yards	3497	2001
Att.-Completions	433-255	389-175
Completion Pct.	58.9	45.0
Had Intercepted	14	22
PUNTS-AVG.	68-39.0	77-40.9
Net Punting Avg.	—	—
PENALTIES-YARDS	88-783	91-824
FUMBLES-BALLS LOST	31-20	39-22
TOUCHDOWNS	45	30
Rushing	20	15
Passing	23	11
Returns	2	4

SCORE BY PERIODS	1	2	3	4	OT	PTS
BENGALS	84	120	54	82	0	340
OPPONENTS	36	77	68	65	0	246

SCORING	TD	TD-R	TD-P	TD-R	PAT	FG	S	PTS
Dave Green	0	0	0	0	40-45	10-21	0	70
Stan Fritts	10	8	2	0	—	—	0	60
Isaac Curtis	7	0	7	0	—	—	0	42
Charlie Joiner	5	0	5	0	—	—	0	30
Boobie Clark	4	4	0	0	—	—	0	24
Lenvil Elliott	4	1	3	0	—	—	0	24
Chip Myers	3	0	3	0	—	—	0	18
Ed Williams	3	2	1	0	—	—	0	18
Ken Anderson	2	2	0	0	—	—	0	12
Essex Johnson	2	1	1	0	—	—	0	12
John Reaves	2	2	0	0	—	—	0	12
Marvin Cobb	1	0	0	1	—	—	0	6
Ken Riley	1	0	0	1	—	—	0	6
Bob Trumpy	1	0	1	0	—	—	0	6
BENGALS	45	20	23	2	40-45	10-21	0	340
OPPONENTS	30	15	11	4	26-30	12-14	2	246

Two-point conversions: (NA\*).

PASSING	ATT	CMP	YDS	CMP%	YDS/ATT	TD	TD%	INT	INT%	LG	SKD-YDS	RAT
Ken Anderson	377	228	3169	60.5	8.41	21	5.6	11	2.9	55	32-247	93.9
John Reaves	51	25	297	49.0	5.82	2	3.9	3	5.9	51	2-9	55.8
Stan Fritts	4	2	31	50.0	7.75	0	0.0	0	0.0	16	0-0	76.0
Dave Green	1	0	0	0.0	0.00	0	0.0	0	0.0	—	0-0	39.6
BENGALS	433	255	3497	58.9	8.08	23	5.3	14	3.2	55	34-256	89.0
OPPONENTS	389	175	2001	45.0	5.14	11	2.8	22	5.7	48	27-272	46.9

## USUAL STARTERS

OFFENSE	DEFENSE
WR Isaac Curtis	LDE Ken Johnson
LOT Rufus Mayes	LDT Bob Brown
LG Howard Fest	RDT Ron Carpenter
C Bob Johnson	RDE Sherman White
RG Dave Lapham	LLB Al Beauchamp
ROT Vernon Holland	MLB Jim LeClair
TE Bob Trumpy	RLB Ron Pritchard
WR Charlie Joiner	LCB Lemar Parrish
QB Ken Anderson	RCB Ken Riley
HB Stan Fritts	LS Tommy Casanova
Lenvil Elliott	RS Bernard Jackson
Boobie Clark	

DEFENSE	ST	AT	TT	SKS-YDS	INT-YDS	PD	FF	FR-YDS
(NA**)	—	—	—	—	—	—	—	—

RUSHING	ATT	YDS	AVG	LG	TD
Boobie Clark	167	594	3.6	17	4
Stan Fritts	94	375	4.0	22	8
Lenvil Elliott	71	308	4.3	27	1
Ken Anderson	49	188	3.8	29	2
Essex Johnson	58	177	3.1	15	1
Ed Williams	35	136	3.9	19	2
Champ Henson	11	38	3.5	8	0
John Reaves	6	13	2.2	9	2
Bruce Coslet	1	1	1.0	1	0
John McDaniel	1	-2	-2.0	-2	0
Isaac Curtis	6	-9	-1.5	14	0
BENGALS	499	1819	3.6	29	20
OPPONENTS	473	2194	4.6	55	15

RECEIVING	REC	YDS	AVG	LG	TD
Isaac Curtis	44	934	21.2	55	7
Boobie Clark	42	334	8.0	27	0
Charlie Joiner	37	726	19.6	51	5
Chip Myers	36	527	14.6	34t	3
Essex Johnson	25	196	7.8	30	1
Bob Trumpy	22	276	12.5	35t	1
Lenvil Elliott	20	196	9.8	31	3
Bruce Coslet	10	117	11.7	18	0
Ed Williams	10	96	9.6	20	1
Stan Fritts	6	63	10.5	17t	2
Jack Novak	2	34	17.0	19	0
Champ Henson	1	-2	-2.0	-2	0
BENGALS	255	3497	13.7	55	23
OPPONENTS	175	2001	11.4	48	11

INTERCEPTIONS	NO	YDS	AVG	LG	TD
Ken Riley	6	76	12.7	30t	1
Bernard Jackson	5	97	19.4	34	0
Marvin Cobb	4	116	29.0	52t	1
Jim LeClair	3	25	8.3	21	0
Lyle Blackwood	2	44	22.0	40	0
Ricky Davis	1	26	26.0	26	0
Lemar Parrish	1	26	26.0	26	0
BENGALS	22	410	18.6	52t	2
OPPONENTS	14	244	17.4	65	1

PUNTING	NO	YDS	AVG	NET	TB	IN-20	LG	BLK.
Dave Green	68	2655	39.0	—	6	—	57	1
BENGALS	68	2655	39.0	—	6	—	57	1
OPPONENTS	77	3150	40.7	—	—	—	—	—

PUNT RETURNS	NO	FC	YDS	AVG	LG	TD
Lyle Blackwood	23	0	123	5.3	31	0
Lemar Parrish	13	1	83	6.4	34	0
Tommy Casanova	11	2	60	5.5	12	0
Marvin Cobb	1	3	1	1.0	1	0
BENGALS	48	6	267	5.6	34	0
OPPONENTS	42	—	386	9.2	—	1

KICKOFF RETURNS	NO	YDS	AVG	LG	TD
Bernard Jackson	25	587	23.5	39	0
Lenvil Elliott	13	272	20.9	46	0
Lemar Parrish	4	114	28.5	64	0
John McDaniel	3	69	23.0	26	0
Brad Cousino	1	0	0.0	0	0
BENGALS	46	1042	22.7	64	0
OPPONENTS	66	1558	23.6	—	0

FIELD GOALS	1-19	20-29	30-39	40-49	50+
Dave Green	1-1	5-8	1-7	3-5	0-0
BENGALS	1-1	5-8	1-7	3-5	0-0

Dave Green: (44G, 29N), (33N), (—), (21G, 29G), (37N), (41N), (23G), (45G, 28N, 35N), (28G, 18G, 37N), (21G, 25N), (33G), (37N), (48G), (36N, 47N), (—).

\* NOTE: Time of possession was not recorded until 1977.

\*\* NOTE: The two-point conversion was not instituted in the NFL until 1994.

\*\*\* NOTE: Regular-season defensive statistics were not kept regularly until 1976.

# 1976 STATISTICS

RECORD: 10-4-0

HEAD COACH: BILL JOHNSON

DATE	W-L	SCORE	OPPONENT	ATTENDANCE
9-12-76	W	17-7	DENVER	53,464
9-19-76	L	27-28	at Baltimore	50,374
9-26-76	W	28-7	GREEN BAY	44,103
10-3-76	W	45-24	at Cleveland	75,817
10-10-76	W	21-0	TAMPA BAY	49,700
10-17-76	L	6-23	at Pittsburgh	48,311
10-24-76	W	27-7	at Houston	45,499
10-31-76	W	21-6	CLEVELAND	54,776
11-8-76	W	20-12	LOS ANGELES	52,480
11-14-76	W	31-27	HOUSTON	53,243
11-21-76	W	27-24	at Kansas City	46,259
11-28-76	L	3-7	PITTSBURGH	55,142
12-6-76	L	20-35	at Oakland	52,430
12-12-76	W	42-3	at N.Y. Jets	31,067

TEAM STATISTICS	BENGALS	OPPONENTS
TOTAL FIRST DOWNS.....	238	234
Rushing.....	114	116
Passing.....	110	103
Penalty.....	14	15
3rd Down: Made-Att.....	—	—
3rd Down Pct.....	—	—
4th Down: Made-Att.....	—	—
4th Down Pct.....	—	—
POSSESSION AVG.....	(NA)	(NA)
TOTAL NET YARDS.....	4300	3670
Avg. Per Game.....	307.1	262.1
Total Plays.....	930	930
Avg. Per Play.....	4.9	3.9
NET YARDS RUSHING.....	2109	1912
Avg. Per Game.....	150.6	136.6
Total Rushes.....	481	520
NET YARDS PASSING.....	2191	1758
Avg. Per Game.....	156.5	125.6
Sacked-Yards Lost.....	37-252	46-444
Gross Yards.....	2443	2202
Att.-Completions.....	360-187	364-177
Completion Pct.....	51.9	48.6
Had Intercepted.....	15	26
PUNTS-AVG.....	76-39.5	86-38.2
Net Punting Avg.....	—	—
PENALTIES-YARDS.....	79-700	90-768
FUMBLES-BALLS LOST.....	38-20	34-15
TOUCHDOWNS.....	42	25
Rushing.....	15	11
Passing.....	21	13
Returns.....	6	1

SCORE BY PERIODS	1	2	3	4	OT	PTS
BENGALS.....	91	85	91	68	0	335
OPPONENTS.....	44	63	49	54	0	210

SCORING	TD	TD-R	TD-P	TD-RI	PAT	FG	S	PTS
Chris Bahr.....	0	0	0	0	39-42	14-27	0	81
Boobie Clark.....	8	7	1	0	—	—	0	48
Bob Trumphy.....	7	0	7	0	—	—	0	42
Isaac Curtis.....	6	0	6	0	—	—	0	36
Tommy Casanova.....	3	0	0	3	—	—	0	18
Lenvil Elliott.....	3	0	3	0	—	—	0	18
Stan Fritts.....	3	3	0	0	—	—	0	18
Archie Griffin.....	3	3	0	0	—	—	0	18
Bruce Coslet.....	2	0	2	0	—	—	0	12
Ken Anderson.....	1	1	0	0	—	—	0	6
Tony Davis.....	1	1	0	0	—	—	0	6
John McDaniel.....	1	0	1	0	—	—	0	6
Melvin Morgan.....	1	0	0	1	—	—	0	6
Chip Myers.....	1	0	1	0	—	—	0	6
Ken Riley.....	1	0	0	1	—	—	0	6
Willie Shelby.....	1	0	0	1	—	—	0	6
Coy Bacon.....	0	0	0	0	—	—	1	2
BENGALS.....	42	15	21	6	39-42	14-27	1	335
OPPONENTS.....	25	11	13	1	24-55	12-22	0	210

Two-point conversions: (NA\*\*).

PASSING	ATT	CMP	YDS	CMP%	YDS/ATT	TD	TD%	INT	INT%	LG	SKD-YDS	RAT
Ken Anderson.....	338	179	2367	53.0	7.00	19	5.6	14	4.1	85t	34-235	76.9
John Reaves.....	22	8	76	36.4	3.45	2	9.1	1	4.5	19	3-17	58.1
BENGALS.....	360	187	2443	51.9	6.79	21	5.8	15	4.2	85t	37-252	75.7
OPPONENTS.....	364	177	2202	48.6	6.05	13	3.6	26	7.1	68t	46-444	-50.0

RUSHING	ATT	YDS	AVG	LG	TD
Boobie Clark.....	151	671	4.4	24	7
Archie Griffin.....	138	625	4.5	77t	3
Lenvil Elliott.....	69	276	4.0	24	0
Stan Fritts.....	47	200	4.3	13	3
Tony Davis.....	36	178	4.9	16	1
Ken Anderson.....	31	134	4.3	25	1
Isaac Curtis.....	3	29	9.7	19	0
Willie Shelby.....	5	9	1.8	3	0
Billy Brooks.....	1	-13	-13.0	-13	0
BENGALS.....	481	2109	4.4	77t	15
OPPONENTS.....	520	1912	3.7	29	11

RECEIVING	REC	YDS	AVG	LG	TD
Isaac Curtis.....	41	766	18.7	85t	6
Boobie Clark.....	23	158	6.9	19	1
Lenvil Elliott.....	22	188	8.5	29t	3
Bob Trumphy.....	21	323	15.4	48t	7
Chip Myers.....	17	267	15.7	63	1
Billy Brooks.....	16	191	11.9	25	0
Archie Griffin.....	16	138	8.6	23	0
John McDaniel.....	12	232	19.3	46	1
Stan Fritts.....	9	75	8.3	19	0
Bruce Coslet.....	5	73	14.6	32	2
Tony Davis.....	4	29	7.3	11	0
Willie Shelby.....	1	3	3.0	3	0
BENGALS.....	187	2443	13.1	85t	21
OPPONENTS.....	177	2202	12.4	68t	13

INTERCEPTIONS	NO	YDS	AVG	LG	TD
Ken Riley.....	9	141	15.7	53t	1
Tommy Casanova.....	5	109	21.8	33t	2
Marvin Cobb.....	3	55	18.3	28	0
Lemar Parrish.....	2	0	0.0	0	0
Bo Harris.....	2	-3	-1.5	0	0
Reggie Williams.....	1	17	17.0	17	0
Jim LeClair.....	1	9	9.0	9	0
Chris Devlin.....	1	2	2.0	2	0
Bernard Jackson.....	1	0	0.0	0	0
Ron Pritchard.....	1	0	0.0	0	0
BENGALS.....	26	330	12.7	53t	3
OPPONENTS.....	15	102	6.8	29	0

PUNTING	NO	YDS	AVG	NET	TB	IN-20	LG	BLK.
Pat McNally.....	76	2999	39.5	—	6	—	61	0
BENGALS.....	76	2999	39.5	—	6	—	61	0
OPPONENTS.....	86	3287	38.2	—	—	—	—	—

PUNT RETURNS	NO	FC	YDS	AVG	LG	TD
Willie Shelby.....	21	4	162	7.7	30	0
Lemar Parrish.....	20	2	122	6.1	32	0
Tommy Casanova.....	10	2	45	4.5	15	0
Marvin Cobb.....	3	2	14	4.7	7	0
Tony Davis.....	0	3	0	—	—	0
BENGALS.....	54	13	343	6.4	32	0
OPPONENTS.....	41	—	323	7.9	—	1

KICKOFF RETURNS	NO	YDS	AVG	LG	TD
Willie Shelby.....	30	761	25.4	97t	1
Lenvil Elliott.....	5	98	19.6	22	0
Lemar Parrish.....	3	62	20.7	28	0
Archie Griffin.....	3	56	18.7	23	0
Ron Hunt.....	2	24	12.0	17	0
Tony Davis.....	4	21	5.3	12	0
Melvin Morgan.....	1	14	14.0	14	0
Stan Fritts.....	1	10	10.0	10	0
BENGALS.....	49	1046	21.3	97t	1
OPPONENTS.....	66	1616	24.5	—	0

FIELD GOALS	1-19	20-29	30-39	40-49	50+
Chris Bahr.....	1-1	6-8	2-4	3-8	2-6
BENGALS.....	1-1	6-8	2-4	3-8	2-6
Chris Bahr: (21G, 44N, 46N), (51G, 26G), (38B, 50N, 45B, 40N), (40G), (22N), (22G, 19G, 34N), (28G, 34G, 46N), (28N), (50N), (50G), (51N), (40G), (50N), (33G, 47G, 20G, 25G).					

## USUAL STARTERS

OFFENSE	DEFENSE
WR Billy Brooks	LDE Gary Burley
LOT Rufus Mayes	LDT Bob Brown
LG John Shiners	RDT Ron Carpenter
C Bob Johnson	RDE Coy Bacon
RG Dave Lapham	LLB Bo Harris
ROT Vernon Holland	MLB Jim LeClair
TE Bob Trumphy	RLB Reggie Williams
WR Isaac Curtis	LCB Lemar Parrish
QB Ken Anderson	RCB Ken Riley
HB Archie Griffin	LS Tommy Casanova
FB Boobie Clark	RS Marvin Cobb, Bernard Jackson

DEFENSE***	ST	AT	TT	SKS-YDS	INT-YDS	PD	FF	FR-YDS
Reggie Williams.....	83	23	106	2-24	1-17	7	0	0-0
Jim LeClair.....	81	25	106	0-0	1-9	3	1	0-0
Gary Burley.....	69	11	80	10-90.5	0-0	1	1	1-0
Bo Harris.....	54	15	69	1.5-5.5	2-(-3)	4	3	1-(-2)
Bob Brown.....	55	10	65	2-21	0-0	0	1	1-0
Ron Carpenter.....	50	15	65	5.5-54	0-0	3	0	2-0
Coy Bacon.....	52	10	62	22-217	0-0	2	5	2-48
Marvin Cobb.....	36	7	43	0-0	3-55	5	0	0-0
Lemar Parrish.....	36	7	43	0-0	2-0	12	0	0-0
Bernard Jackson.....	30	5	35	0-0	1-0	8	0	3-13
Glenn Cameron.....	27	6	33	0-0	0-0	1	0	0-0
Tommy Casanova.....	25	6	31	0-0	5-109	7	0	1-25
Ken Riley.....	28	2	30	0-0	9-141	14	0	2-0
Melvin Morgan.....	19	3	22	0-0	0-0	3	0	1-32
Chris Devlin.....	15	4	19	0-0	1-2	1	0	0-0
Scott Perry.....	14	3	17	0-0	0-0	2	0	1-0
Ron Pritchard.....	14	1	15	1-12	1-0	1	1	0-0
Tony Davis.....	9	2	11	0-0	0-0	0	0	0-0
Greg Fairchild.....	5	2	7	0-0	0-0	0	0	0-0
Ken Johnson.....	5	2	7	1-10	0-0	2	0	0-0
Bill Kollar.....	5	0	5	1-10	0-0	1	0	0-0
Willie Shelby.....	5	0	5	0-0	0-0	0	0	0-0
Bob Johnson.....	3	1	4	0-0	0-0	0	0	0-0
Dave Lapham.....	3	0	3	0-0	0-0	0	0	0-0
John McDaniel.....	3	0	3	0-0	0-0	0	0	0-0
Stan Fritts.....	2	0	2	0-0	0-0	0	0	0-0
Ron Hunt.....	2	0	2	0-0	0-0	0	0	0-0
Chip Myers.....	2	0	2	0-0	0-0	0	0	0-0
Bruce Coslet.....	1	1	2	0-0	0-0	0	0	0-0
Glenn Bujnoch.....	1	0	1	0-0	0-0	0	0	0-0
Boobie Clark.....	1	0	1	0-0	0-0	0	0	0-0
Lenvil Elliott.....	1	0	1	0-0	0-0	0	0	0-0
John Shiners.....	1	0	1	0-0	0-0	0	0	0-0

BLOCKED KICKS	BP	BFG	BXP
Coy Bacon.....	0	1	0
Ron Carpenter.....	0	1	0
Melvin Morgan.....	0	1	0

\* NOTE: Time of possession was not recorded until 1977.

\*\* NOTE: The two-point conversion was not instituted in the NFL until 1994.

\*\*\* NOTE: It was not standard practice to separate the three types of defensive statistics — defense, special teams and miscellaneous — until 1988. Thus, the defensive statistics listed above include the combined totals of all three types. All defensive statistics above are press box statistics produced at the games.

# 1977 STATISTICS

RECORD: 8-6-0

HEAD COACH: BILL JOHNSON

DATE	W-L	SCORE	OPPONENT	ATTENDANCE
9-18-77	L	3-13	CLEVELAND	52,847
9-25-77	W	42-20	SEATTLE	45,579
10-2-77	L	3-24	at San Diego	40,352
10-9-77	W	17-7	at Green Bay	53,653
10-17-77	L	14-20	at Pittsburgh	47,950
10-23-77	L	13-24	DENVER	54,395
10-30-77	W	13-10 (OT)	HOUSTON	53,194
11-6-77	W	10-7	at Cleveland	81,932
11-13-77	L	10-42	at Minnesota	45,371
11-20-77	W	23-17	MIAMI	46,733
11-27-77	W	30-13	N.Y. GIANTS	32,705
12-4-77	W	27-7	at Kansas City	38,488
12-10-77	W	17-10	PITTSBURGH	36,133
12-18-77	L	16-21	at Houston	46,212

TEAM STATISTICS	BENGALS	OPPONENTS
TOTAL FIRST DOWNS	248	253
Rushing	110	113
Passing	112	113
Penalty	26	27
3rd Down: Made-Att.	—	—
3rd Down Pct.	—	—
4th Down: Made-Att.	—	—
4th Down Pct.	—	—
POSSESSION AVG.	(*29:40)	(*30:40)
TOTAL NET YARDS	4194	4124
Avg. Per Game	299.6	294.6
Total Plays	904	901
Avg. Per Play	4.6	4.6
NET YARDS RUSHING	1861	1897
Avg. Per Game	132.9	135.5
Total Rushes	488	525
NET YARDS PASSING	2333	2227
Avg. Per Game	166.6	159.1
Sacked-Yards Lost	31-217	25-226
Gross Yards	2550	2453
Att.-Completions	385-192	351-196
Completion Pct.	49.9	55.8
Had Intercepted	16	16
PUNTS-AVG.	70-41.3	72-37.6
Net Punting Avg.	—	—
PENALTIES-YARDS	89-859	103-788
FUMBLES-BALLS LOST	37-16	34-23
TOUCHDOWNS	26	29
Rushing	10	15
Passing	12	14
Returns	4	0

SCORE BY PERIODS	1	2	3	4	OT	PTS
BENGALS	75	71	35	54	3	238
OPPONENTS	38	97	36	64	0	235

SCORING	TD	TD-R	TD-P	TD-RT	PAT	FG	S	PTS
Chris Bahr	0	0	0	0	25-26	19-27	0	82
Billy Brooks	4	0	4	0	—	—	0	24
Pete Johnson	4	4	0	0	—	—	0	24
Pat McInally	3	0	3	0	—	—	0	18
Ken Anderson	2	2	0	0	—	—	0	12
Isaac Curtis	2	0	2	0	—	—	0	12
Tony Davis	2	2	0	0	—	—	0	12
Reggie Williams	2	0	0	2	—	—	0	12
Glenn Bujnoch	1	1	0	0	—	—	0	6
Boobie Clark	1	1	0	0	—	—	0	6
Jim Corbett	1	0	1	0	—	—	0	6
Lenvil Elliott	1	0	1	0	—	—	0	6
Lemar Parrish	1	0	0	1	—	—	0	6
Willie Shelby	1	0	0	1	—	—	0	6
Bob Trumpy	1	0	1	0	—	—	0	6
BENGALS	26	10	12	4	25-26	19-27	0	238
OPPONENTS	29	15	14	0	26-29	11-18	1	235

Two-point conversions: (NA\*\*).

RUSHING	ATT	YDS	AVG	LG	TD
Pete Johnson	153	585	3.8	65	4
Archie Griffin	137	549	4.0	31	0
Lenvil Elliott	65	269	4.1	32	0
Boobie Clark	68	226	3.3	10t	1
Ken Anderson	26	128	4.9	17t	2
Tony Davis	27	81	3.0	13	2
Tommy Casanova	1	20	20.0	20	0
Glenn Bujnoch	1	4	4.0	4t	1
Pat McInally	1	4	4.0	4	0
Marvin Cobb	1	0	0.0	0	0
John Reaves	5	0	0.0	0	0
Jim Corbett	1	-1	-1.0	-1	0
Billy Brooks	2	-4	-2.0	4	0
BENGALS	488	1861	3.8	65	10
OPPONENTS	525	1897	3.6	38	15

RECEIVING	REC	YDS	AVG	LG	TD
Billy Brooks	39	772	19.8	94t	4
Lenvil Elliott	29	238	8.2	33	1
Archie Griffin	28	240	8.6	24	0
Isaac Curtis	20	338	16.9	54	2
Bob Trumpy	18	251	13.9	32	1
Pat McInally	17	258	15.2	43t	3
John McDaniel	12	148	12.3	31	0
Tony Davis	9	83	9.2	28	0
Jim Corbett	7	127	18.1	47t	1
Boobie Clark	7	33	4.7	11	0
Pete Johnson	5	49	9.8	21	0
Rick Walker	1	13	13.0	13	0
BENGALS	192	2550	13.3	94t	12
OPPONENTS	196	2453	12.5	82t	14

INTERCEPTIONS	NO	YDS	AVG	LG	TD
Lemar Parrish	3	95	31.7	47t	1
Reggie Williams	3	67	22.3	54t	1
Marvin Cobb	2	37	18.5	34	0
Bo Harris	2	17	8.5	10	0
Ken Riley	2	14	7.0	14	0
Jim LeClair	2	8	4.0	8	0
Tommy Casanova	1	0	0.0	0	0
Melvin Morgan	1	0	0.0	0	0
BENGALS	16	238	14.9	54t	2
OPPONENTS	16	192	12.0	41	0

PUNTING	NO	YDS	AVG	NET	TB	IN-20	LG	BLK.
Pat McInally	67	2802	41.8	—	3	—	67	1
Chris Bahr	2	88	44.0	—	0	—	45	0
BENGALS	70	2890	41.3	—	3	—	67	1
OPPONENTS	75	2822	37.6	—	—	—	—	—

PUNT RETURNS	NO	FC	YDS	AVG	LG	TD
Tony Davis	19	6	220	11.6	70	0
Willie Shelby	11	3	54	4.9	13	0
Lemar Parrish	4	0	30	7.5	11	0
Steve Holden	3	0	14	4.7	13	0
Jerry Anderson	1	0	0	0.0	0	0
Tommy Casanova	1	1	6	6.0	6	0
Marvin Cobb	1	0	4	4.0	4	0
Reggie Williams	1	0	0	0.0	0	0
BENGALS	41	10	328	8.0	70	0
OPPONENTS	38	—	260	6.8	—	0

KICKOFF RETURNS	NO	YDS	AVG	LG	TD
Willie Shelby	19	403	21.2	38	0
Archie Griffin	9	192	21.3	31	0
Jerry Anderson	8	129	16.1	21	0
Tony Davis	3	42	14.0	18	0
Steve Holden	2	42	21.0	24	0
Lenvil Elliott	1	23	23.0	23	0
Lemar Parrish	1	23	23.0	23	0
Marvin Cobb	1	15	15.0	15	0
Pete Johnson	1	11	11.0	11	0
Greg Fairchild	1	6	6.0	6	0
BENGALS	46	886	19.3	38	0
OPPONENTS	49	1029	21.4	—	0

FIELD GOALS	1-19	20-29	30-39	40-49	50+
Chris Bahr	1-1	10-11	4-8	4-6	0-1
BENGALS	1-1	10-11	4-8	4-6	0-1
Chris Bahr: (25G, 47N, 38N), (—), (35G), (36N, 32G), (—), (24G, 57N, 19G), (39N, 23G, 22G), (47G), (23G, 48N), (43G, 44G, 42G), (32G), (20G, 35G), (37N, 24N, 24G), (24G, 27G, 28G).					

PASSING	ATT	CMP	YDS	CMP%	YDS/ATT	TD	TD%	INT	INT%	LG	SKD-YDS	RAT
Ken Anderson	323	166	2145	51.4	6.64	11	3.4	11	3.4	94t	28-197	69.7
John Reaves	59	24	383	40.7	6.49	0	0.0	5	8.5	40	2-17	27.6
Marvin Cobb	1	0	0	0.0	0.00	0	0.0	0	0.0	—	0-0	39.6
Archie Griffin	1	1	18	100.0	18.00	1	100.0	0	0.0	18t	1-3	158.3
Pat McInally	1	1	4	100.0	4.00	0	0.0	0	0.0	4	0-0	83.3
BENGALS	385	192	2550	49.9	6.62	12	3.1	16	4.2	94t	31-217	64.3
OPPONENTS	351	196	2453	55.8	6.99	14	4.0	16	4.6	82t	25-226	72.0

## USUAL STARTERS

OFFENSE	DEFENSE
WR Isaac Curtis	LDE Gary Burley
LOT Rufus Mayes	LDT Eddie Edwards
LG John Shimmers	ROD Wilson Whitley
C Glenn Bujnoch	RDE Coy Bacon
RG Bob Johnson	LLB Bo Harris
ROT Dave Lapham	MLB Jim LeClair
TE Vernon Holland	RLB Reggie Williams
WR Bob Trumpy	LCB Lemar Parrish
QB Ken Anderson	RCB Ken Riley
HB Archie Griffin	SS Tommy Casanova
FB Pete Johnson	FS Marvin Cobb

DEFENSE***	ST	AT	TT	SKS-YDS	INT-YDS	PD	FF	FR-YDS
Reggie Williams	104	16	120	0.5-7.5	3-67	2	1	2-0
Jim LeClair	82	26	108	2-21	2-8	3	0	3-0
Eddie Edwards	60	11	71	4-31	0-0	1	1	1-0
Bo Harris	50	17	67	2-20.5	2-17	9	0	0-0
Gary Burley	55	11	66	8.5-71.5	0-0	1	0	1-0
Wilson Whitley	36	13	49	0-0	0-0	5	0	1-0
Ken Riley	43	3	46	0-0	2-14	11	0	1-6
Marvin Cobb	34	8	42	0-0	2-37	4	0	0-0
Jerry Anderson	35	6	41	0-0	0-0	1	1	2-0
Coy Bacon	27	9	36	5.5-45.5	0-0	3	0	2-0
Tommy Casanova	28	6	34	0.5-5	1-0	5	1	1-0
Walter Johnson	28	4	32	1-11	0-0	0	0	0-0
Lemar Parrish	25	2	27	0-0	3-95	12	0	0-0
Melvin Morgan	24	3	27	0-0	1-0	6	0	1-0
Glenn Cameron	16	6	22	0-0	0-0	1	0	0-0
Ray Phillips	15	1	16	0-0	0-0	2	1	1-0
Tony Davis	10	2	12	0-0	0-0	0	0	1-0
Jim Corbett	8	3	11	0-0	0-0	0	0	0-0
Ken Johnson	5	2	7	1-13	0-0	0	0	0-0
Scott Perry	6	0	6	0-0	0-0	0	0	0-0
Willie Shelby	6	0	6	0-0	0-0	0	0	0-0
Steve Holden	2	2	4	0-0	0-0	0	0	1-0
Bob Johnson	2	1	3	0-0	0-0	0	0	0-0
Boobie Clark	2	0	2	0-0	0-0	0	0	0-0
Lenvil Elliott	2	0	2	0-0	0-0	0	0	1-0
Archie Griffin	2	0	2	0-0	0-0	0	0	1-0
Pete Johnson	2	0	2	0-0	0-0	0	0	0-0
Billy Brooks	1	0	1	0-0	0-0	0	0	0-0
Glenn Bujnoch	1	0	1	0-0	0-0	0	0	0-0
Isaac Curtis	1	0	1	0-0	0-0	0	0	0-0
Greg Fairchild	1	0	1	0-0	0-0	0	0	0-0
John McDaniel	1	0	1	0-0	0-0	0	0	1-0
John Reaves	1	0	1	0-0	0-0	0	0	0-0
Rick Walker	1	0	1	0-0	0-0	0	0	0-0
Mike Wells	1	0	1	0-0	0-0	0	0	1-0
Pat McInally	0	0	0	0-0	0-0	0	0	1-0

BLOCKED KICKS	BP	BFG	BXP
Tony Davis	1	0	0
Jim LeClair	0	0	1
Scott Perry	1	0	0
Ray Phillips	1	0	0

\* NOTE: Time of possession became an official statistic in 1977. However, the game clock at Cincinnati's Oct. 23 game vs. Denver failed, thus no time of possession was documented for that contest. Without that information, it is impossible to determine the correct time of possession averages for both Cincinnati and Denver that season. The Bengals' averages listed above include only their remaining 13 games of '77, and thus are considered incomplete and unofficial.

\*\* NOTE: The two-point conversion was not instituted in the NFL until 1994.

\*\*\* NOTE: It was not standard practice to separate the three types of defensive statistics — defense, special teams and miscellaneous — until 1988. Thus, the defensive statistics listed above include the combined totals of all three types. All defensive statistics above are press box statistics produced at the games.



# 1978 STATISTICS

RECORD: 4-12-0

HEAD COACH: BILL JOHNSON (GAMES 1-5; RECORD 0-5),  
HOMER RICE (GAMES 6-16; RECORD 4-7)

DATE	W-L	SCORE	OPPONENT	ATTENDANCE
9-3-78	L	23-24	KANSAS CITY	41,810
9-10-78	L	10-13 (OT)	at Cleveland	72,691
9-17-78	L	3-28	PITTSBURGH	50,260
9-24-78	L	18-20	NEW ORLEANS	40,455
10-1-78	L	12-28	at San Francisco	41,107
10-9-78	L	0-21	at Miami	54,729
10-15-78	L	3-10	NEW ENGLAND	48,699
10-22-78	L	0-5	at Buffalo	47,754
10-29-78	W	28-13	HOUSTON	50,532
11-5-78	L	13-22	at San Diego	43,639
11-13-78	L	21-34	OAKLAND	51,374
11-19-78	L	6-7	at Pittsburgh	47,578
11-26-78	L	10-17	at Houston	43,245
12-3-78	W	37-7	ATLANTA	25,336
12-11-78	W	20-19	at Los Angeles	47,471
12-17-78	W	48-16	CLEVELAND	46,985

TEAM STATISTICS	BENGALS	OPPONENTS
TOTAL FIRST DOWNS	271	269
Rushing	105	121
Passing	141	118
Penalty	25	30
3rd Down: Made-Att	—	—
3rd Down Pct.	—	—
4th Down: Made-Att	—	—
4th Down Pct.	—	—
POSSESSION AVG.	29:58	30:02
TOTAL NET YARDS	4872	4632
Avg. Per Game	304.5	289.5
Total Plays	1034	1036
Avg. Per Play	4.7	4.5
NET YARDS RUSHING	2131	2396
Avg. Per Game	133.2	149.8
Total Rushes	526	607
NET YARDS PASSING	2741	2236
Avg. Per Game	171.3	139.8
Sacked-Yards Lost	38-298	33-284
Gross Yards	3039	2520
Att.-Completions	470-250	396-193
Completion Pct.	53.2	48.7
Had Intercepted	30	20
PUNTS-AVG.	95-42.4	108-41.6
Net Punting Avg.	—	—
PENALTIES-YARDS	110-956	123-1074
FUMBLES-BALLS LOST	36-19	36-17
TOUCHDOWNS	29	34
Rushing	10	16
Passing	14	14
Returns	5	4

SCORE BY PERIODS	1	2	3	4	OT	PTS
BENGALS	30	79	46	97	0	252
OPPONENTS	66	106	53	56	3	284

SCORING	TD	TD-R	TD-P	TD-Rt	PAT	FG	S	PTS
Chris Bahr	0	0	0	0	26-29	16-30	0	74
Pete Johnson	7	7	0	0	—	—	0	42
Don Bass	5	0	4	1	—	—	0	30
Isaac Curtis	3	0	3	0	—	—	0	18
Archie Griffin	3	0	3	0	—	—	0	18
Scott Perry	3	0	0	3	—	—	0	18
Billy Brooks	2	0	2	0	—	—	0	12
Tony Davis	2	2	0	0	—	—	0	12
Rick Walker	2	0	2	0	—	—	0	12
Ken Anderson	1	1	0	0	—	—	0	6
Dick Jauron	1	0	0	1	—	—	0	6
Gary Burley	0	0	0	0	—	—	1	2
(team)	—	—	—	—	—	—	1	2
BENGALS	29	10	14	5	26-29	16-30	2	252
OPPONENTS	34	16	14	4	30-34	16-23	1	284

Two-point conversions: (NA\*).

RUSHING	ATT	YDS	AVG	LG	TD
Pete Johnson	180	762	4.2	50t	7
Archie Griffin	132	484	3.7	30	0
Deacon Turner	84	333	4.0	65	0
Boobie Clark	40	187	4.7	20	0
Ken Anderson	29	167	5.8	16	1
Lenvil Elliott	29	75	2.6	12	0
Tony Davis	21	57	2.7	15	2
John Reaves	6	50	8.3	20	0
Tom Dinkel	1	20	20.0	20	0
Isaac Curtis	1	1	1.0	1	0
Rob Hertel	1	0	0.0	0	0
Dennis Law	1	-1	-1.0	-1	0
Don Bass	1	-4	-4.0	-4	0
BENGALS	526	2131	4.1	65	10
OPPONENTS	607	2396	3.9	70t	16

RECEIVING	REC	YDS	AVG	LG	TD
Isaac Curtis	47	737	15.7	57	3
Archie Griffin	35	284	8.1	27	3
Pete Johnson	31	236	7.6	34	0
Billy Brooks	30	506	16.9	45	2
Don Bass	27	447	16.6	51t	4
Pat McNally	15	189	12.6	49	0
Jim Corbett	12	187	15.6	51	0
Rick Walker	12	126	10.5	28	2
Lenvil Elliott	12	100	8.3	18	0
Boobie Clark	11	73	6.6	26	0
Deacon Turner	11	50	4.5	8	0
Dennis Law	5	81	16.2	20	0
Tony Davis	2	23	11.5	14	0
BENGALS	250	3039	12.2	57	14
OPPONENTS	193	2520	13.1	53	14

INTERCEPTIONS	NO	YDS	AVG	LG	TD
Dick Jauron	4	52	13.0	24t	1
Scott Perry	3	59	19.7	39t	2
Ken Riley	3	33	11.0	17	0
Louis Breeden	3	25	8.3	18	0
Melvin Morgan	1	64	64.0	64	0
Ron Shumon	1	48	48.0	48	0
Marvin Cobb	1	13	13.0	13	0
Jim LeClair	1	11	11.0	11	0
Reggie Williams	1	11	11.0	11	0
Eddie Edwards	1	2	2.0	2	0
Tom Dinkel	1	1	1.0	1	0
BENGALS	20	319	16.0	64	3
OPPONENTS	30	211	7.0	40	2

PUNTING	NO	YDS	AVG	NET	TB	IN-20	LG	BLK.
Pat McNally	91	3919	43.1	—	10	—	65	0
Chris Bahr	4	108	27.0	—	1	—	41	0
BENGALS	95	4027	42.4	—	11	—	65	0
OPPONENTS	108	4496	41.6	—	—	—	—	—

PUNT RETURNS	NO	FC	YDS	AVG	LG	TD
Dennis Law	25	4	106	4.2	17	0
Tony Davis	22	8	130	5.9	12	0
Louis Breeden	6	1	-12	-2.0	1	0
Don Bass	3	0	8	2.7	7	0
Dick Jauron	3	2	32	10.7	15	0
BENGALS	59	15	264	4.5	17	0
OPPONENTS	58	—	564	9.7	—	0

KICKOFF RETURNS	NO	YDS	AVG	LG	TD
Ray Griffin	37	787	21.3	39	0
Don Bass	7	138	19.7	33	0
Archie Griffin	4	94	23.5	26	0
Tony Davis	3	51	17.0	21	0
Dennis Law	2	30	15.0	17	0
Deacon Turner	1	24	24.0	24	0
Jim Corbett	1	15	15.0	15	0
Louis Breeden	1	12	12.0	12	0
Boobie Clark	1	11	11.0	11	0
Ted Vincent	1	2	2.0	2	0
BENGALS	58	1164	20.1	39	0
OPPONENTS	49	1105	22.6	—	0

FIELD GOALS	1-19	20-29	30-39	40-49	50+
Chris Bahr	0-0	5-7	4-8	6-12	1-3
BENGALS	0-0	5-7	4-8	6-12	1-3
Chris Bahr:	(42G), (30B, 37N, 37G), (50N, 33G), (47N, 42G, 22G, 20G), (46G), (29B), (25N, 52G, 44N, 51N), (—), (45N), (49N), (—), (48N, 29G, 48G), (38N, 34G), (46N, 32G), (24G, 37B, 42G), (23G, 49G).				

PASSING	ATT	CMP	YDS	CMP%	YDS/ATT	TD	TD%	INT	INT%	LG	SKD-YDS	RAT
Ken Anderson	319	173	2219	54.2	6.96	10	3.1	22	6.9	57	30-237	58.0
John Reaves	144	74	790	51.4	5.49	3	2.1	8	5.6	51t	8-61	51.6
Rob Hertel	4	1	9	25.0	2.25	0	0.0	0	0.0	9	0-0	39.6
Archie Griffin	3	2	21	66.7	7.00	1	33.3	0	0.0	18	0-0	126.4
BENGALS	470	250	3039	53.2	6.47	14	3.0	30	6.4	57	38-298	56.7
OPPONENTS	396	193	2520	48.7	6.36	14	3.5	20	5.1	53	33-284	60.0

## USUAL STARTERS

OFFENSE	DEFENSE
WR Isaac Curtis	LDE Gary Burley
LOT Mike Wilson	LDT Wilson Whitley
Rufus Mayes	RDT Eddie Edwards
LG Glenn Bujnoch	RDE Ross Browner
C Blair Bush	LLB Glenn Cameron
RG Dave Lapham	MLB Jim LeClair
ROT Vernon Holland	RLB Reggie Williams
TE Don Bass	LCB Louis Breeden
WR Billy Brooks	RCB Ken Riley
QB Ken Anderson	SS Marvin Cobb
HB Archie Griffin	FS Scott Perry
Deacon Turner	
Pete Johnson,	
Boobie Clark	

DEFENSE**	ST	AT	TT	SKS-YDS	INT-YDS	PD	FF	FR-YDS
Jim LeClair	91	27	118	2-22	1-11	2	1	0-0
Glenn Cameron	63	30	93	3-23	0-0	4	0	0-0
Reggie Williams	69	17	86	3-20	1-11	10	1	1-30
Gary Burley	63	19	82	4-29	0-0	2	2	0-0
Louis Breeden	60	9	69	1-4	3-25	12	0	0-0
Ross Browner	53	16	69	6.5-73.5	0-0	2	2	3-21
Marvin Cobb	50	12	62	0-0	1-13	12	0	0-0
Wilson Whitley	43	15	58	3-30	0-0	2	0	2-10
Eddie Edwards	45	12	57	5.5-39.5	1-2	0	0	2-0
Tom Dinkel	30	11	41	2-16	1-1	1	1	3-0
Dick Jauron	29	12	41	1-15	4-52	4	0	0-0
Scott Perry	35	14	49	0-0	3-59	8	0	1-0
Ken Riley	26	2	28	0-0	3-33	11	0	1-0
Tom DePaso	15	5	20	0-0	0-0	0	1	0-0
Melvin Morgan	14	6	20	0-0	1-64	3	1	0-0
Ron Shumon	6	5	11	0-0	1-48	0	0	0-0
Boobie Clark	10	0	10	0-0	0-0	0	0	0-0
Jim Corbett	9	1	10	0-0	0-0	0	0	0-0
Ted Vincent	6	4	10	0-0	0-0	1	0	0-0
Ray Griffin	9	0	9	0-0	0-0	0	0	1-0
Tony Davis	8	1	9	0-0	0-0	0	0	0-0
Bo Harris	7	0	7	2-12	0-0	2	0	1-0
Blair Bush	6	1	7	0-0	0-0	0	0	0-0
Chris Devlin	3	3	6	0-0	0-0	0	0	0-0
Tom Ruud	5	0	5	0-0	0-0	0	0	0-0
Don Bass	4	0	4	0-0	0-0	0	0	1-0
Lenvil Elliott	3	0	3	0-0	0-0	0	0	0-0
Ray Phillips	3	0	3	0-0	0-0	0	0	0-0
Dave Purefory	3	0	3	0-0	0-0	0	0	0-0
Archie Griffin	2	0	2	0-0	0-0	0	0	0-0
Bob Johnson	2	0	2	0-0	0-0	0	0	1-0
Dave Lapham	2	0	2	0-0	0-0	0	0	0-0
Dennis Law	2	0	2	0-0	0-0	0	0	0-0
Chris Bahr	1	1	2	0-0	0-0	0	0	0-0
Isaac Curtis	1	0	1	0-0	0-0	0	0	0-0
Pat McNally	1	0	1	0-0	0-0	0	0	0-0
Deacon Turner	0	1	1	0-0	0-0	0	0	0-0

BLOCKED KICKS	BP	BFG	BXP
Scott Perry	1	0	0

\* NOTE: The two-point conversion was not instituted in the NFL until 1994.

\*\* NOTE: It was not standard practice to separate the three types of defensive statistics — defense, special teams and miscellaneous — until 1988. Thus, the defensive statistics listed above include the combined totals of all three types. All defensive statistics above are press box statistics produced at the games.

# 1979 STATISTICS

RECORD: 4-12-0

HEAD COACH: HOMER RICE

DATE	W-L	SCORE	OPPONENT	ATTENDANCE
9-2-79	L	0-10	at Denver	74,788
9-9-79	L	24-51	at Buffalo	43,504
9-16-79	L	14-20	NEW ENGLAND	41,805
9-23-79	L	27-30 (OT)	HOUSTON	45,615
9-30-79	L	13-38	at Dallas	63,179
10-7-79	L	7-10	KANSAS CITY	40,041
10-14-79	W	34-10	PITTSBURGH	52,381
10-21-79	L	27-28	at Cleveland	75,119
10-28-79	W	37-13	PHILADELPHIA	42,036
11-4-79	L	28-38	at Baltimore	37,740
11-11-79	L	24-26	SAN DIEGO	40,782
11-18-79	L	21-42	at Houston	49,829
11-25-79	W	34-28	ST. LOUIS	25,103
12-2-79	L	17-37	at Pittsburgh	46,521
12-9-79	L	14-28	at Washington	52,882
12-16-79	W	16-12	CLEVELAND	42,183

TEAM STATISTICS	BENGALS	OPPONENTS
TOTAL FIRST DOWNS	289	334
Rushing	138	133
Passing	131	175
Penalty	20	26
3rd Down: Made-Att.	—	—
3rd Down Pct.	—	—
4th Down: Made-Att.	—	—
4th Down Pct.	—	—
POSSESSION AVG.	30:48	29:12
TOTAL NET YARDS	4639	5911
Avg. Per Game	289.9	369.4
Total Plays	1049	1052
Avg. Per Play	4.4	5.6
NET YARDS RUSHING	2329	2219
Avg. Per Game	145.6	138.7
Total Rushes	560	528
NET YARDS PASSING	2310	3692
Avg. Per Game	144.4	230.8
Sacked-Yards Lost	63-511	32-216
Gross Yards	2821	3908
Att.-Completions	426-228	492-275
Completion Pct.	53.5	55.9
Had Intercepted	15	20
PUNTS-AVG.	91-40.4	71-39.6
Net Punting Avg.	—	—
PENALTIES-YARDS	88-744	101-871
FUMBLES-BALLS LOST	24-14	39-24
TOUCHDOWNS	43	52
Rushing	23	22
Passing	17	27
Returns	3	3

SCORE BY PERIODS	1	2	3	4	OT	PTS
BENGALS	83	115	75	64	0	337
OPPONENTS	57	140	106	115	3	421

SCORING	TD	TD-R	TD-P	TD-RT	PAT	FG	S	PTS
Pete Johnson	15	14	1	0	—	—	0	90
Chris Bahr	0	0	0	0	40-42	13-23	0	79
Isaac Curtis	8	0	8	0	—	—	0	48
Jack Thompson	5	5	0	0	—	—	0	30
Don Bass	3	0	3	0	—	—	0	18
Ken Anderson	2	2	0	0	—	—	0	12
Archie Griffin	2	0	2	0	—	—	0	12
Charles Alexander	1	1	0	0	—	—	0	6
Billy Brooks	1	0	1	0	—	—	0	6
Ray Griffin	1	0	0	1	—	—	0	6
Howie Kurnick	1	0	0	1	—	—	0	6
Jim LeClair	1	0	0	1	—	—	0	6
Dan Ross	1	0	1	0	—	—	0	6
Deacon Turner	1	1	0	0	—	—	0	6
Rick Walker	1	0	1	0	—	—	0	6
BENGALS	43	23	17	3	40-43	13-23	0	337
OPPONENTS	52	22	27	3	49-52	20-27	0	421

Two-point conversions: (NA)\*.

PASSING	ATT	CMP	YDS	CMP%	YDS/ATT	TD	TD%	INT	INT%	LG	SKD-YDS	RAT
Ken Anderson	339	189	2340	55.8	6.90	16	4.7	10	2.9	73t	46-324	80.7
Jack Thompson	87	39	481	44.8	5.53	1	1.1	5	5.7	50	16-178	42.4
Steve Kreider	0	0	0	—	—	0	—	—	—	—	1-9	—
BENGALS	426	228	2821	53.5	6.62	17	4.0	15	3.5	73t	63-511	72.9
OPPONENTS	492	275	3908	55.9	7.94	27	5.5	20	4.1	59	32-216	83.1

RUSHING	ATT	YDS	AVG	LG	TD
Pete Johnson	243	865	3.6	35t	14
Archie Griffin	140	688	4.9	63	0
Charles Alexander	88	286	3.3	17	1
Ken Anderson	28	235	8.4	21	2
Jack Thompson	21	116	5.5	21	5
Deacon Turner	28	86	3.1	10	1
Don Bass	4	35	8.8	14	0
Pat McNally	1	18	18.0	18	0
Tom Dinkel	2	14	7.0	9	0
Steve Kreider	2	0	0.0	0	0
Nathan Poole	1	-3	-3.0	-3	0
Isaac Curtis	2	-11	-5.5	-4	0
BENGALS	560	2329	4.2	63	23
OPPONENTS	528	2219	4.2	36	22

RECEIVING	REC	YDS	AVG	LG	TD
Don Bass	58	724	12.5	50	3
Archie Griffin	43	417	9.7	52t	2
Dan Ross	41	516	12.6	41	1
Isaac Curtis	32	605	18.9	67t	8
Pete Johnson	24	154	6.4	15t	1
Charles Alexander	11	91	8.3	13	0
Billy Brooks	8	214	26.8	73t	1
Jim Corbett	3	34	11.3	15	0
Steve Kreider	3	20	6.7	8	0
Deacon Turner	2	18	9.0	10	0
Pat McNally	1	24	24.0	24	0
Rick Walker	1	14	14.0	14t	1
Nathan Poole	1	-10	-10.0	-10	0
BENGALS	228	2821	12.4	73t	17
OPPONENTS	275	3908	14.2	59	27

INTERCEPTIONS	NO	YDS	AVG	LG	TD
Dick Jauron	6	41	6.8	12	0
Ray Griffin	4	167	41.8	96t	1
Marvin Cobb	3	19	6.3	14	0
Reggie Williams	2	5	2.5	3	0
Jim Browner	1	15	15.0	15	0
Scott Perry	1	11	11.0	11	0
Wilson Whitley	1	2	2.0	2	0
Jim LeClair	1	0	0.0	0	0
Ken Riley	1	0	0.0	0	0
BENGALS	20	260	13.0	96t	1
OPPONENTS	15	305	20.3	68	2

PUNTING	NO	YDS	AVG	NET	TB	IN-20	LG	BLK.
Pat McNally	89	3678	41.3	—	12	—	61	2
BENGALS	91	3678	40.4	—	12	—	61	2
OPPONENTS	71	2812	39.6	—	—	—	—	—

PUNT RETURNS	NO	FC	YDS	AVG	LG	TD
Vaughn Lusby	32	4	260	8.1	40	0
Mike Levenseller	8	2	46	5.8	21	0
Scott Burk	1	1	0	0.0	0	0
Dick Jauron	1	2	10	10.0	10	0
BENGALS	42	9	316	7.5	40	0
OPPONENTS	48	—	325	6.8	—	0

KICKOFF RETURNS	NO	YDS	AVG	LG	TD
Deacon Turner	55	1149	20.9	36	0
Nathan Poole	7	128	18.3	24	0
Vaughn Lusby	6	92	15.3	28	0
Jim Browner	6	87	14.5	26	0
Howie Kurnick	4	60	15.0	20	0
Ross Browner	2	29	14.5	15	0
Ray Griffin	1	15	15.0	15	0
BENGALS	81	1560	19.3	36	0
OPPONENTS	63	1258	20.0	—	0

FIELD GOALS	1-19	20-29	30-39	40-49	50+
Chris Bahr	0-0	4-6	3-7	4-8	2-2
BENGALS	0-0	4-6	3-7	4-8	2-2
Chris Bahr: (—), (24G), (37N), (48N, 55G, 32N, 52G), (48G, 38G), (43N), (49N), (25N), (24G, 24G, 43G), (38N), (28G), (—), (38G, 33G, 27N), (37N, 46G), (—), (43G, 46N).					

## USUAL STARTERS

OFFENSE	DEFENSE
WR Don Bass	LDE Gary Burley
LOT Mike Wilson	LDT Eddie Edwards
LG Glenn Bujnoch	RDT Wilson Whitley
C Blair Bush	RDE Ross Browner
RG Dave Lapham	LLB Bo Harris
ROT Vernon Holland	MLB Jim LeClair
TE Dan Ross	RLB Reggie Williams
WR Isaac Curtis	LCB Louis Breeden
QB Ken Anderson	RCB Ken Riley
HB Archie Griffin	SS Marvin Cobb
FB Pete Johnson	FS Dick Jauron

DEFENSE**	ST	AT	TT	SKS-YDS	INT-YDS	PD	FF	FR-YDS
Jim LeClair	92	46	138	0-0	1-0	5	0	1-27
Reggie Williams	66	25	91	3-16	2-5	5	2	1-0
Bo Harris	59	18	77	4-33	0-0	4	1	0-0
Dick Jauron	55	18	73	0-0	6-41	5	2	3-0
Marvin Cobb	50	17	67	0-0	3-19	7	0	0-0
Gary Burley	56	10	66	5-40	0-0	2	0	0-0
Ross Browner	48	16	64	6-36.5	0-0	2	1	2-0
Jim Browner	48	13	61	0-0	1-15	4	2	1-0
Eddie Edwards	40	15	55	4.5-40	0-0	2	0	2-0
Wilson Whitley	32	11	43	3.5-19.5	1-2	3	1	2-0
Ken Riley	33	9	42	0-0	1-0	13	0	3-31
Tom Dinkel	31	11	42	1-1	0-0	1	0	0-0
Glenn Cameron	29	12	41	0-0	0-0	1	0	0-0
Scott Perry	23	9	32	0-0	1-11	3	0	0-0
Ray Griffin	30	1	31	0-0	4-167	6	0	1-0
Mike White	20	8	28	2-16	0-0	0	0	0-0
Louis Breeden	17	5	22	0-0	0-0	5	0	0-0
Mack Mitchell	13	7	20	3-14	0-0	1	0	0-0
Tom Ruud	14	5	19	0-0	0-0	0	0	0-0
Howie Kurnick	16	1	17	0-0	0-0	0	2	2-38
Mike Levenseller	14	2	16	0-0	0-0	0	0	2-0
Vaughn Lusby	11	1	12	0-0	0-0	0	1	2-0
Scott Burk	4	1	5	0-0	0-0	0	0	1-0
Nathan Poole	4	1	5	0-0	0-0	0	0	1-0
Jim Corbett	3	0	3	0-0	0-0	0	0	0-0
Rick Walker	3	0	3	0-0	0-0	0	0	0-0
Mike Wilson	2	0	2	0-0	0-0	0	0	0-0
Charles Alexander	1	0	1	0-0	0-0	0	0	0-0
Chris Bahr	1	0	1	0-0	0-0	0	0	0-0
Blair Bush	1	0	1	0-0	0-0	0	0	0-0
Isaac Curtis	1	0	1	0-0	0-0	0	0	0-0
Pete Johnson	1	0	1	0-0	0-0	0	0	0-0
Dave Lapham	1	0	1	0-0	0-0	0	0	0-0
Max Montoya	1	0	1	0-0	0-0	0	0	0-0

BLOCKED KICKS	BP	BFG	BXP
Gary Burley	0	1	0
Marvin Cobb	0	1	0

\* NOTE: The two-point conversion was not instituted in the NFL until 1994.

\*\* NOTE: It was not standard practice to separate the three types of defensive statistics — defense, special teams and miscellaneous — until 1988. Thus, the defensive statistics listed above include the combined totals of all three types. All defensive statistics above are press box statistics produced at the games.

# 1980 STATISTICS

RECORD: 6-10-0

HEAD COACH: FORREST GREGG

DATE	W-L	SCORE	OPPONENT	ATTENDANCE
9-7-80	L	12-17	TAMPA BAY	43,211
9-14-80	L	16-17	at Miami	38,322
9-21-80	W	30-28	PITTSBURGH	52,490
9-28-80	L	10-13	HOUSTON	50,413
10-5-80	L	9-14	at Green Bay	55,006
10-12-80	W	17-16	at Pittsburgh	53,668
10-19-80	W	14-0	MINNESOTA	44,487
10-26-80	L	3-23	at Houston	49,189
11-2-80	L	14-31	SAN DIEGO	46,406
11-9-80	L	17-28	at Oakland	44,132
11-16-80	L	0-14	BUFFALO	40,836
11-23-80	L	7-31	at Cleveland	79,253
11-30-80	W	20-6	at Kansas City	41,594
12-7-80	W	34-33	BALTIMORE	35,651
12-14-80	W	17-14 (OT)	at Chicago	48,808
12-21-80	L	24-27	CLEVELAND	50,058

TEAM STATISTICS	BENGALS	OPPONENTS
TOTAL FIRST DOWNS	283	286
Rushing	111	111
Passing	147	154
Penalty	25	21
3rd Down: Made-Att.	—	—
3rd Down Pct.	—	—
4th Down: Made-Att.	—	—
4th Down Pct.	—	—
POSSESSION AVG.	30:57	29:03
TOTAL NET YARDS	4884	4804
Avg. Per Game	305.3	300.3
Total Plays	1060	995
Avg. Per Play	4.6	4.8
NET YARDS RUSHING	2069	1680
Avg. Per Game	129.3	105.0
Total Rushes	513	469
NET YARDS PASSING	2815	3124
Avg. Per Game	175.9	195.3
Sacked-Yards Lost	37-287	35-302
Gross Yards	3102	3426
Att.-Completions	510-281	491-284
Completion Pct.	55.1	57.8
Had Intercepted	25	20
PUNTS-AVG.	87-39.7	72-38.5
Net Punting Avg.	—	—
PENALTIES-YARDS	118-949	106-809
FUMBLES-BALLS LOST	22-8	44-22
TOUCHDOWNS	28	38
Rushing	9	13
Passing	17	22
Returns	2	3

SCORE BY PERIODS	1	2	3	4	OT	PTS
BENGALS	80	65	30	66	3	244
OPPONENTS	17	109	85	101	0	312

SCORING	TD	TD-R	TD-P	TD-R	PAT	FG	S	PTS
Ian Sunter	0	0	0	0	15-15	11-20	0	48
Pete Johnson	7	6	1	0	—	—	0	42
Don Bass	6	0	6	0	—	—	0	36
Dan Ross	4	0	4	0	—	—	0	24
Jim Breech	0	0	0	0	11-12	4-7	0	23
Isaac Curtis	3	0	3	0	—	—	0	18
Charles Alexander	2	2	0	0	—	—	0	12
Ray Griffin	2	0	0	2	—	—	0	12
Pat McNally	2	0	2	0	—	—	0	12
Jack Thompson	1	1	0	0	—	—	0	6
Deacon Turner	1	0	1	0	—	—	0	6
Reggie Williams	0	0	0	0	—	—	1	2
Sandro Vitiello	0	0	0	0	1-1	0-2	0	1
(team)	—	—	—	—	—	—	1	2
BENGALS	28	9	17	2	27-28	15-29	2	244
OPPONENTS	38	13	22	3	36-38	16-27	0	312

Two-point conversions: (NA\*).

RUSHING	ATT	YDS	AVG	LG	TD
Pete Johnson	186	747	4.0	57t	6
Charles Alexander	169	702	4.2	37	2
Archie Griffin	85	260	3.1	14	0
Deacon Turner	30	130	4.3	24	0
Ken Anderson	16	122	7.6	20	0
Jack Thompson	18	84	4.7	15	1
Cleotha Montgomery	1	12	12.0	12	0
Mike Levenseller	1	6	6.0	6	0
Nathan Poole	5	6	1.2	7	0
M.L. Harris	1	0	0.0	0	0
Pat McNally	1	0	0.0	0	0
BENGALS	513	2069	4.0	57t	9
OPPONENTS	469	1680	3.6	55t	13

RECEIVING	REC	YDS	AVG	LG	TD
Dan Ross	56	724	12.9	37	4
Isaac Curtis	43	610	14.2	67t	3
Charles Alexander	36	192	5.3	23	0
Don Bass	32	409	12.8	55t	6
Archie Griffin	28	196	7.0	19	0
Pete Johnson	21	172	8.2	28t	1
Pat McNally	18	269	14.9	59t	2
Steve Kreider	17	272	16.0	30	0
Deacon Turner	12	73	6.1	15t	1
M.L. Harris	10	137	13.7	26	0
Jim Corbett	3	28	9.3	12	0
Mike Levenseller	2	30	15.0	22	0
Nathan Poole	2	-4	-2.0	3	0
Anthony Munoz	1	-6	-6.0	-6	0
BENGALS	281	3102	11.0	67t	17
OPPONENTS	284	3426	12.1	68t	22

INTERCEPTIONS	NO	YDS	AVG	LG	TD
Louis Breeden	7	91	13.0	29	0
Glenn Cameron	3	43	14.3	27	0
Ken Riley	3	9	3.0	9	0
Ray Griffin	2	80	40.0	52t	2
Reggie Williams	2	8	4.0	8	0
Dick Jauron	1	11	11.0	11	0
Bryan Hicks	1	8	8.0	8	0
Greg Bright	1	5	5.0	5	0
BENGALS	20	255	12.8	52t	2
OPPONENTS	25	351	14.0	47	0

PUNTING	NO	YDS	AVG	NET	TB	IN-20	LG	BLK.
Pat McNally	83	3390	40.8	—	12	—	61	2
Jim Breech	2	67	33.5	—	1	—	37	0
BENGALS	85	3457	40.7	—	13	—	61	2
OPPONENTS	72	2773	38.5	—	—	—	—	—

PUNT RETURNS	NO	FC	YDS	AVG	LG	TD
Cleotha Montgomery	31	7	223	7.2	42	0
Jo-Jo Heath	6	1	29	4.8	11	0
Greg Bright	1	0	0	0.0	0	0
Reggie Williams	1	0	0	0.0	0	0
BENGALS	39	8	252	6.5	42	0
OPPONENTS	46	—	478	10.4	—	0

KICKOFF RETURNS	NO	YDS	AVG	LG	TD
Cleotha Montgomery	44	843	19.2	40	0
Deacon Turner	9	173	19.2	31	0
Bryan Hicks	5	87	17.4	21	0
Jo-Jo Heath	3	51	17.0	21	0
Steve Kreider	1	19	19.0	19	0
Jim Browner	2	10	5.0	10	0
Nathan Poole	1	8	8.0	8	0
Ron Simpkins	3	8	2.7	8	0
BENGALS	68	1199	17.6	40	0
OPPONENTS	57	1180	20.7	—	1

FIELD GOALS	1-19	20-29	30-39	40-49	50+
Ian Sunter	0-0	7-7	3-7	1-5	0-1
Jim Breech	0-0	2-2	1-2	1-3	0-0
Sandro Vitiello	0-0	0-0	0-2	0-0	0-0
BENGALS	0-0	9-9	4-11	2-8	0-1

Ian Sunter: (35G), (48N, 46N), (32N, 21G, 42G, 27G), (26G), (20G, 31G, 34G), (24G, 52N, 38N), (33N), (23G, 43N), (35N), (29G, 43N), (—), (—), (—), (—), (—), (—).

Sandro Vitiello: (—), (—), (—), (—), (—), (—), (—), (—), (—), (—), (—), (30B, 33N), (—), (—), (—), (—).

Jim Breech: (—), (—), (—), (—), (—), (—), (—), (—), (—), (—), (—), (—), (47N), (21G, 32G), (28G, 45N), (33N, 42G).

PASSING	ATT	CMP	YDS	CMP%	YDS/ATT	TD	TD%	INT	INT%	LG	SKD-YDS	RAT
Ken Anderson	275	166	1778	60.4	6.47	6	2.2	13	4.7	67t	24-174	66.9
Jack Thompson	234	115	1324	49.1	5.66	11	4.7	12	5.1	59t	13-113	60.9
Steve Kreider	1	0	0	0.0	0.00	0	0.0	0	0.0	—	0-0	39.6
BENGALS	510	281	3102	55.1	6.08	17	3.3	25	4.9	67t	37-287	64.0
OPPONENTS	491	284	3426	57.8	6.98	22	4.5	20	4.1	68t	35-302	77.3

## USUAL STARTERS

OFFENSE	DEFENSE
WR Don Bass	LDE Eddie Edwards
LOT Anthony Munoz	NT Wilson Whitley
LG Glenn Bujnoch	RDE Ross Browner
C Blair Bush	LOLB Tom Dinkel,
RG Max Montoya	Bo Harris
ROT Mike Wilson	LILB Jim LeClair
TE Dan Ross	RILB Glenn Cameron
WR Isaac Curtis	ROLB Reggie Williams
QB Ken Anderson	LCB Ray Griffin
HB Charles Alexander,	RCB Ken Riley
Archie Griffin	SS Greg Bright
Pete Johnson,	FS Dick Jauron
Charles Alexander	

DEFENSE**	ST	AT	TT	SKS-YDS	INT-YDS	PD	FF	FR-YDS
Jim LeClair	74	24	98	0-0	0-0	7	0	1-0
Glenn Cameron	74	12	86	0-0	3-43	2	2	1-0
Reggie Williams	64	16	80	2-22	2-8	3	0	1-0
Tom Dinkel	49	14	63	1-11	0-0	2	0	3-0
Ray Griffin	50	8	58	0-0	2-80	8	1	2-14
Ross Browner	47	11	58	8-74	0-0	5	0	1-0
Bo Harris	44	11	55	2-11	0-0	3	2	2-15
Ken Riley	51	3	54	0-0	3-9	14	0	1-0
Bryan Hicks	46	6	52	1-10	1-8	4	1	1-0
Dick Jauron	40	9	49	0-0	1-11	3	1	1-0
Greg Bright	37	10	47	1-10	1-5	2	1	3-0
Eddie Edwards	42	1	43	12-105	0-0	1	0	1-0
Louis Breeden	38	0	38	0-0	7-91	12	0	0-0
Ron Simpkins	26	10	36	1-0	0-0	2	1	1-0
Wilson Whitley	25	7	32	2-16	0-0	0	0	0-0
Rick Razzano	11	4	15	0-0	0-0	0	0	1-0
Nathan Poole	10	1	11	0-0	0-0	0	1	1-0
Mike St. Clair	10	1	11	5-43	0-0	0	0	0-0
Gary Burley	9	0	9	0-0	0-0	1	0	0-0
Mike Levenseller	7	1	8	0-0	0-0	0	0	0-0
M.L. Harris	7	0	7	0-0	0-0	0	0	0-0
Mike White	6	1	7	0-0	0-0	0	0	0-0
Andrew Melontree	6	0	6	0-0	0-0	0	0	1-0
Blair Bush	4	1	5	0-0	0-0	0	0	0-0
Rod Horn	3	1	4	0-0	0-0	1	0	0-0
Jo-Jo Heath	3	0	3	0-0	0-0	1	0	0-0
Mike Wilson	3	0	3	0-0	0-0	0	0	0-0
Shafer Suggs	2	1	3	0-0	0-0	0	0	0-0
Jim Breech	2	0	2	0-0	0-0	0	0	0-0
Jim Browner	2	0	2	0-0	0-0	1	0	0-0
Bill Glass	2	0	2	0-0	0-0	0	0	0-0
Blake Moore	2	0	2	0-0	0-0	0	0	0-0
Anthony Munoz	2	0	2	0-0	0-0	0	0	0-0
Dan Ross	2	0	2	0-0	0-0	0	0	0-0
Charles Alexander	1	0	1	0-0	0-0	0	0	0-0
Glenn Bujnoch	1	0	1	0-0	0-0	0	0	0-0
Jim Corbett	1	0	1	0-0	0-0	0	0	0-0
Isaac Curtis	1	0	1	0-0	0-0	0	0	0-0
Archie Griffin	1	0	1	0-0	0-0	0	0	0-0
Dave Lapham	1	0	1	0-0	0-0	0	0	0-0
Cleotha Montgomery	1	0	1	0-0	0-0	0	0	0-0
Max Montoya	1	0	1	0-0	0-0	0	0	0-0
Jack Thompson	1	0	1	0-0	0-0	0	0	0-0

BLOCKED KICKS	BP	BFG	BXP
Bill Glass	0	1	0
Mike White	0	1	1

\* NOTE: The two-point conversion was not instituted in the NFL until 1994.

\*\* NOTE: It was not standard practice to separate the three types of defensive statistics — defense, special teams and miscellaneous — until 1988. Thus, the defensive statistics listed above include the combined totals of all three types. All defensive statistics above are press box statistics produced at the games.

# 1981 STATISTICS

RECORD: 12-4-0

HEAD COACH: FORREST GREGG  
(BENGALS WON AFC CENTRAL DIVISION; SEE POSTSEASON  
PORTION OF TEAM HISTORY SECTION FOR POSTSEASON STATS)

DATE	W-L	SCORE	OPPONENT	ATTENDANCE
9-6-81	W	27-21	SEATTLE	41,177
9-13-81	W	31-30	at N.Y. Jets	49,454
9-20-81	L	17-20	CLEVELAND	52,170
9-27-81	W	27-24 (OT)	BUFFALO	46,418
10-4-81	L	10-17	at Houston	44,350
10-11-81	W	41-19	at Baltimore	33,060
10-18-81	W	34-7	PITTSBURGH	57,090
10-25-81	L	7-17	at New Orleans	46,336
11-1-81	W	34-21	HOUSTON	54,736
11-8-81	W	40-17	at San Diego	51,259
11-15-81	W	24-10	LOS ANGELES	56,836
11-22-81	W	38-21	DENVER	57,207
11-29-81	W	41-21	at Cleveland	75,186
12-6-81	L	3-21	SAN FRANCISCO	56,796
12-13-81	W	17-10	at Pittsburgh	50,623
12-20-81	W	30-28	at Atlanta	35,972

TEAM STATISTICS	BENGALS	OPPONENTS
TOTAL FIRST DOWNS.....	361	324
Rushing.....	124	126
Passing.....	210	167
Penalty.....	27	31
3rd Down: Made-Att.....	100-221	96-226
3rd Down Pct.....	45.2	42.5
4th Down: Made-Att.....	—	—
4th Down Pct.....	—	—
POSSESSION AVG.....	30:52	29:08
TOTAL NET YARDS.....	5968	5289
Avg. Per Game.....	373.0	330.6
Total Plays.....	1078	1055
Avg. Per Play.....	5.5	5.0
NET YARDS RUSHING.....	1973	1881
Avg. Per Game.....	123.3	117.6
Total Rushes.....	493	465
NET YARDS PASSING.....	3995	3408
Avg. Per Game.....	249.7	213.0
Sacked-Yards Lost.....	35-205	42-349
Gross Yards.....	4200	3757
Att.-Completions.....	550-332	548-316
Completion Pct.....	60.4	57.7
Had Intercepted.....	12	19
PUNTS-AVG.....	73-44.8	81-40.3
Net Punting Avg.....	—	—
PENALTIES-YARDS.....	109-896	104-787
FUMBLES-BALLS LOST.....	25-12	32-18
TOUCHDOWNS.....	51	38
Rushing.....	19	12
Passing.....	30	24
Returns.....	2	2

SCORE BY PERIODS	1	2	3	4	OT	PTS
BENGALS.....	74	150	58	136	3	421
OPPONENTS.....	38	111	17	138	0	304

SCORING	TD	TD-R	TD-P	TD-RT	PAT	FG	S	PTS
Jim Breech.....	0	0	0	0	49-51	22-32	0	115
Pete Johnson.....	16	12	4	0	—	—	0	96
Cris Collinsworth.....	8	0	8	0	—	—	0	48
Steve Kreider.....	5	0	5	0	—	—	0	30
Dan Ross.....	5	0	5	0	—	—	0	30
Archie Griffin.....	4	3	1	0	—	—	0	24
Charles Alexander.....	3	2	1	0	—	—	0	18
Isaac Curtis.....	2	0	2	0	—	—	0	12
M.L. Harris.....	2	0	2	0	—	—	0	12
David Verser.....	2	0	2	0	—	—	0	12
Ken Anderson.....	1	1	0	0	—	—	0	6
Louis Breeden.....	1	0	0	1	—	—	0	6
Jim Hargrove.....	1	1	0	0	—	—	0	6
Mike St. Clair.....	1	0	0	1	—	—	0	6
BENGALS.....	51	19	30	2	49-51	22-32	0	421
OPPONENTS.....	38	12	24	2	38-38	12-21	1	304

Two-point conversions: (NA)\*.

PASSING	ATT	CMP	YDS	CMP%	YDS/ATT	TD	TD%	INT	INT%	LG	SKD-YDS	RAT
Ken Anderson.....	479	300	3754	62.6	7.84	29	6.1	10	2.1	74t	25-140	98.4
Jack Thompson.....	49	21	267	42.9	5.45	1	2.0	2	4.1	21	7-61	50.3
Turk Schonert.....	19	10	166	52.6	8.74	0	0.0	0	0.0	36	3-4	82.3
Steve Kreider.....	3	1	13	33.3	4.33	0	0.0	0	0.0	13	0-0	47.9
BENGALS.....	550	332	4200	60.4	7.64	30	5.5	12	2.2	74t	35-205	93.3
OPPONENTS.....	548	316	3757	57.7	6.86	24	4.4	19	3.5	65t	42-349	78.9

RUSHING	ATT	YDS	AVG	LG	TD
Pete Johnson.....	274	1077	3.9	39t	12
Ken Anderson.....	46	320	7.0	25	1
Charles Alexander.....	98	292	3.0	16	2
Archie Griffin.....	47	163	3.5	23	3
Jim Hargrove.....	16	66	4.1	27	1
Turk Schonert.....	7	41	5.9	19	1
Steve Kreider.....	1	21	21.0	21	0
David Verser.....	2	11	5.5	9	0
Don Bass.....	1	9	9.0	9	0
Pat McNally.....	1	-27	-27.0	-27	0
BENGALS.....	493	1973	4.0	39t	19
OPPONENTS.....	465	1881	4.0	43	12

RECEIVING	REC	YDS	AVG	LG	TD
Dan Ross.....	71	910	12.8	37	5
Cris Collinsworth.....	67	1009	15.1	74t	8
Pete Johnson.....	46	320	7.0	33	4
Isaac Curtis.....	37	609	16.5	68	2
Steve Kreider.....	37	520	14.1	46	5
Charles Alexander.....	28	262	9.4	65t	1
Archie Griffin.....	20	160	8.0	17	1
M.L. Harris.....	13	181	13.9	42	2
David Verser.....	6	161	26.8	73t	2
Pat McNally.....	6	68	11.3	20	0
Jim Hargrove.....	1	0	0.0	0	0
BENGALS.....	332	4200	12.7	74t	30
OPPONENTS.....	316	3757	11.9	65t	24

INTERCEPTIONS	NO	YDS	AVG	LG	TD
Ken Riley.....	5	6	1.2	6	0
Louis Breeden.....	4	145	36.3	102t	1
Reggie Williams.....	4	33	8.3	14	0
Bo Harris.....	2	92	46.0	49	0
Mike Fuller.....	1	31	31.0	31	0
Rick Razzano.....	1	11	11.0	11	0
Glenn Cameron.....	1	0	0.0	0	0
Jim LeClair.....	1	0	0.0	0	0
BENGALS.....	19	318	16.7	102t	1
OPPONENTS.....	12	143	11.9	38	1

PUNTING	NO	YDS	AVG	NET	TB	IN-20	LG	BLK.
Pat McNally .....	72	3272	45.4	—	11	—	62	1
BENGALS .....	73	3272	44.8	—	11	—	62	1
OPPONENTS .....	81	3266	40.3	—	—	—	—	—

PUNT RETURNS	NO	FC	YDS	AVG	LG	TD
Mike Fuller.....	23	13	177	7.7	34	0
John Simmons.....	5	6	24	4.8	11	0
Bryan Hicks.....	1	0	4	4.0	4	0
BENGALS.....	29	19	205	7.1	34	0
OPPONENTS.....	42	—	416	9.9	—	0

KICKOFF RETURNS	NO	YDS	AVG	LG	TD
David Verser.....	29	691	23.8	78	0
Clarence Chapman.....	8	171	21.4	29	0
Archie Griffin.....	6	119	19.8	28	0
Mike Fuller.....	1	34	34.0	34	0
Ray Griffin.....	2	31	15.5	17	0
John Simmons.....	1	10	10.0	10	0
Tom Dinkel.....	1	0	0.0	0	0
Bobby Kemp.....	1	0	0.0	0	0
Rick Razzano.....	0f	0	—	—	0
BENGALS.....	49	1056	21.6	78	0
OPPONENTS.....	80	1612	20.2	96t	1

FIELD GOALS	1-19	20-29	30-39	40-49	50+
Jim Breech.....	0-0	9-11	7-9	5-11	1-1
BENGALS.....	0-0	9-11	7-9	5-11	1-1
Jim Breech: (25G, 40G, 43N), (25N, 44G), (42B, 29N, 21G), (23G, 28G), (45G, 36N, 48N), (38G, 24G), (27G, 23G), (—), (30G, 51G), (43G, 33G), (37G), (38G, 46N, 48N), (—), (30G), (38G, 41N), (39N, 29G, 20G, 45G).					

## USUAL STARTERS

OFFENSE	DEFENSE
WR Cris Collinsworth	LDE Eddie Edwards
LOT Anthony Munoz	NT Wilson Whitley
LG Dave Lapham	RDE Ross Browner
C Blair Bush	LOLB Bo Harris
RG Max Montoya	LILB Jim LeClair
ROT Mike Wilson	RILB Glenn Cameron
TE Dan Ross	ROLB Reggie Williams
WR Isaac Curtis	LCB Louis Breeden
QB Ken Anderson	RCB Ken Riley
HB Charles Alexander	SS Bobby Kemp
FB Pete Johnson	FS Bryan Hicks

DEFENSE**	ST	AT	TT	SKS-YDS	INT-YDS	PD	FF	FR-YDS
Jim LeClair.....	81	31	112	1-10	1-0	7	0	1-0
Reggie Williams.....	83	23	106	11-90	4-33	3	3	3-0
Glenn Cameron.....	76	20	96	0-0	1-0	7	3	0-0
Bo Harris.....	69	20	89	2-11	2-92	5	0	2-3
Louis Breeden.....	67	13	80	0-0	4-145	12	1	1-10
Bryan Hicks.....	53	22	75	0-0	0-0	8	1	2-3
Bobby Kemp.....	53	17	70	1-6	0-0	8	2	0-0
Ross Browner.....	47	11	58	9-80	0-0	2	2	1-0
Eddie Edwards.....	36	11	47	10-89	0-0	0	2	1-0
Ken Riley.....	38	5	43	0-0	5-6	14	1	1-0
Rick Razzano.....	31	10	41	0-0	1-11	0	2	0-0
Wilson Whitley.....	23	8	31	2-12	0-0	0	0	0-0
Tom Dinkel.....	24	4	28	0-0	0-0	0	0	0-0
John Simmons.....	20	3	23	0-0	0-0	2	0	0-0
Rod Horn.....	18	5	23	0-0	0-0	0	0	1-0
Mike St. Clair.....	17	4	21	3-24	0-0	2	0	1-12
Guy Frazier.....	14	7	21	0-0	0-0	2	0	0-0
Ray Griffin.....	13	6	19	0-0	0-0	4	1	1-0
Mike Fuller.....	13	5	18	0-0	1-31	2	0	1-0
Gary Burley.....	11	3	14	2-26	0-0	0	0	0-0
Jeff Schuh.....	11	3	14	0-0	0-0	0	0	1-0
Oliver Davis.....	9	1	10	0-0	0-0	0	0	0-0
Blair Bush.....	7	2	9	0-0	0-0	0	0	0-0
Clarence Chapman.....	7	2	9	0-0	0-0	1	0	0-0
Steve Kreider.....	6	1	7	0-0	0-0	0	0	0-0
David Verser.....	6	1	7	0-0	0-0	0	0	0-0
Jim Hargrove.....	5	1	6	0-0	0-0	0	0	0-0
M.L. Harris.....	5	1	6	0-0	0-0	0	0	0-0
Greg Bright.....	3	1	4	0-0	0-0	0	0	0-0
Charles Alexander.....	2	0	2	0-0	0-0	0	0	0-0
Ken Anderson.....	2	0	2	0-0	0-0	0	0	0-0
Jim Breech.....	2	0	2	0-0	0-0	0	0	0-0
Dave Lapham.....	2	0	2	0-0	0-0	0	0	0-0
Anthony Munoz.....	2	0	2	0-0	0-0	0	0	0-0
Pat McNally.....	1	0	1	0-0	0-0	0	0	0-0
Dan Ross.....	1	0	1	0-0	0-0	0	0	0-0
Mike Wilson.....	1	0	1	0-0	0-0	0	0	0-0
Don Bass.....	0	0	0	0-0	0-0	0	0	1-0
(team).....	—	—	—	1-1	—	—	—	—

BLOCKED KICKS	BP	BFG	BXP
(none).....	0	0	0

\* NOTE: The two-point conversion was not instituted in the NFL until 1994.

\*\* NOTE: It was not standard practice to separate the three types of defensive statistics — defense, special teams and miscellaneous — until 1988. Thus, the defensive statistics listed above include the combined totals of all three types. All defensive statistics above are press box statistics produced at the games.



# 1982 STATISTICS

RECORD: 7-2-0

HEAD COACH: FORREST GREGG  
(BENGALS WERE SUPER BOWL TOURNAMENT QUALIFIER;  
SEE POSTSEASON PORTION OF TEAM HISTORY  
SECTION FOR POSTSEASON STATS)

DATE	W-L	SCORE	OPPONENT	ATTENDANCE
9-12-82	W	27-6	HOUSTON	52,268
9-19-82	L	20-26 (OT)	at Pittsburgh	53,973
— PLAYERS' STRIKE BEGINS, SEPT. 20 —				
9-27-82	—	—	at Cleveland	—
10-3-82	—	—	MIAMI	CANCELED
10-10-82	—	—	at New England	CANCELED
10-17-82	—	—	at N.Y. Giants	CANCELED
10-24-82	—	—	DALLAS	CANCELED
10-31-82	—	—	PITTSBURGH	CANCELED
11-7-82	—	—	WASHINGTON	CANCELED
11-14-82	—	—	at Houston	CANCELED
— PLAYERS' STRIKE ENDS AT 57 DAYS, NOV. 17 —				
11-21-82	W	18-14	at Philadelphia	65,172
11-28-82	W	31-17	L.A. RAIDERS	53,330
12-5-82	W	20-17	at Baltimore	23,598
12-12-82	W	23-10	CLEVELAND	54,305
12-20-82	L	34-50	at San Diego	51,296
12-26-82	W	24-10	SEATTLE	55,330
1-2-83	W	35-27	at Houston	26,522

TEAM STATISTICS	BENGALS	OPPONENTS
TOTAL FIRST DOWNS	207	170
Rushing	63	61
Passing	123	102
Penalty	21	7
3rd Down: Made-Att.	66-122	35-104
3rd Down Pct.	54.1	33.7
4th Down: Made-Att.	2-3	9-13
4th Down Pct.	66.7	69.2
POSSESSION AVG.	33:26	26:34
TOTAL NET YARDS	3288	2893
Avg. Per Game	365.3	321.4
Total Plays	606	551
Avg. Per Play	5.4	5.3
NET YARDS RUSHING	949	850
Avg. Per Game	105.4	94.4
Total Rushes	223	223
NET YARDS PASSING	2339	2043
Avg. Per Game	259.9	227.0
Sacked-Yards Lost	27-162	22-207
Gross Yards	2501	2250
Att.-Completions	310-219	306-187
Completion Pct.	70.6	61.1
Had Intercepted	9	14
PUNTS-AVG.	31-38.7	37-40.1
Net Punting Avg.	—	—
PENALTIES-YARDS	56-475	64-551
FUMBLES-BALLS LOST	12-7	19-6
TOUCHDOWNS	27	21
Rushing	13	8
Passing	12	12
Returns	2	1

SCORE BY PERIODS	1	2	3	4	OT	PTS
BENGALS	48	76	62	46	0	232
OPPONENTS	24	42	51	54	6	177

SCORING	TD	TD-R	TD-P	TD-RT	PAT	FG	S	PTS
Jim Breech	0	0	0	0	25-26	14-18	0	67
Pete Johnson	7	7	0	0	—	—	0	42
Ken Anderson	4	4	0	0	—	—	0	24
M.L. Harris	3	0	3	0	—	—	0	18
Dan Ross	3	0	3	0	—	—	0	18
Charles Alexander	2	1	1	0	—	—	0	12
Steve Kreider	1	0	1	0	*1	—	0	7
Cris Collinsworth	1	0	1	0	—	—	0	6
Isaac Curtis	1	0	1	0	—	—	0	6
Archie Griffin	1	1	0	0	—	—	0	6
Bo Harris	1	0	0	1	—	—	0	6
Rodney Holman	1	0	1	0	—	—	0	6
Ken Riley	1	0	0	1	—	—	0	6
David Verser	1	0	1	0	—	—	0	6
Reggie Williams	0	0	0	0	—	—	1	2
BENGALS	27	13	12	2	26-27	14-18	1	232
OPPONENTS	21	8	12	1	19-21	10-12	1	177

\*PAT scored on a run.

Two-point conversions: (NA\*).

PASSING	ATT	CMP	YDS	CMP%	YDS/ATT	TD	TD%	INT	INT%	LG	SKD-YDS	RAT
Ken Anderson	309	218	2495	70.6	8.07	12	3.9	9	2.9	56t	26-154	95.3
Turk Schonert	1	1	6	100.0	6.00	0	0.0	0	0.0	6	1-8	91.7
BENGALS	310	219	2501	70.6	8.07	12	3.9	9	2.9	56t	27-162	95.4
OPPONENTS	306	187	2250	61.1	7.35	12	3.9	14	4.6	66t	22-207	77.7

RUSHING	ATT	YDS	AVG	LG	TD
Pete Johnson	156	622	4.0	21	7
Charles Alexander	64	207	3.2	18	1
Ken Anderson	25	85	3.4	12t	4
Archie Griffin	12	39	3.3	10t	1
Isaac Curtis	3	15	5.0	8	0
Rodney Tate	2	2	1.0	2	0
David Verser	1	1	1.0	1	0
M.L. Harris	2	-3	-1.5	5	0
Turk Schonert	3	-8	-2.7	-3	0
Cris Collinsworth	1	-11	-11.0	-11	0
BENGALS	269	949	3.5	21	13
OPPONENTS	223	850	3.8	48t	8

RECEIVING	REC	YDS	AVG	LG	TD
Cris Collinsworth	49	700	14.3	50	1
Dan Ross	47	508	10.8	28	3
Pete Johnson	31	267	8.6	25	0
Isaac Curtis	23	320	13.9	45	1
Archie Griffin	22	172	7.8	22	0
Steve Kreider	16	230	14.4	28	1
Charles Alexander	14	85	6.1	14	1
M.L. Harris	10	103	10.3	17t	3
David Verser	4	98	24.5	56t	1
Rodney Holman	3	18	6.0	10	1
BENGALS	219	2501	11.4	56t	12
OPPONENTS	187	2250	12.0	66t	12

INTERCEPTIONS	NO	YDS	AVG	LG	TD
Ken Riley	5	88	17.6	56t	1
Louis Breeden	2	9	4.5	9	0
Bo Harris	1	62	62.0	62t	1
Ross Browner	1	29	29.0	29	0
Ray Griffin	1	21	21.0	21	0
Reggie Williams	1	20	20.0	20	0
Jim LeClair	1	11	11.0	11	0
Mike Fuller	1	0	0.0	0	0
Bobby Kemp	1	0	0.0	0	0
BENGALS	14	240	17.1	62t	2
OPPONENTS	9	93	10.3	35	1

PUNTING	NO	YDS	AVG	NET	TB	IN-20	LG	BLK.
Pat McNally	31	1201	38.7	—	4	—	53	0
BENGALS	31	1201	38.7	—	4	—	53	0
OPPONENTS	37	1484	40.1	—	—	—	—	—

PUNT RETURNS	NO	FC	YDS	AVG	LG	TD
Mike Fuller	17	8	95	5.6	13	0
BENGALS	17	8	95	5.6	13	0
OPPONENTS	17	—	68	4.0	—	0

KICKOFF RETURNS	NO	YDS	AVG	LG	TD
David Verser	16	320	20.0	33	0
Rodney Tate	14	314	22.4	55	0
Mike Fuller	1	9	9.0	9	0
BENGALS	31	643	20.7	55	0
OPPONENTS	45	851	18.9	—	0

FIELD GOALS	1-19	20-29	30-39	40-49	50+
Jim Breech	2-2	3-3	5-6	3-5	1-2
BENGALS	2-2	3-3	5-6	3-5	1-2
Jim Breech: (25G, 43G, 47N, 43N), (31G, 50G, 39B), (49G, 19G, 38G), (35G), (—), (36G, 21G, 44G), (27G, 19G), (34G), (51N).					

## USUAL STARTERS

OFFENSE		DEFENSE	
WR	Cris Collinsworth	LDE	Eddie Edwards
LOT	Anthony Munoz	NT	Wilson Whitley
LG	Dave Lapham	RDE	Ross Browner
C	Blair Bush	LOLB	Bo Harris
RG	Max Montoya	LILB	Jim LeClair
ROT	Mike Wilson	RILB	Glenn Cameron
TE	Dan Ross	ROLB	Reggie Williams
WR	Isaac Curtis	LCB	Louis Breeden
QB	Ken Anderson	RCB	Ken Riley
HB	Charles Alexander	SS	Bobby Kemp
FB	Pete Johnson	FS	Bryan Hicks

DEFENSE**	ST	AT	TT	SKS-YDS	INT-YDS	PD	FF	FR-YDS
Bobby Kemp	41	11	52	1-2	1-0	6	1	0-0
Jim LeClair	33	17	50	2.5-20	1-11	1	0	0-0
Bryan Hicks	31	17	48	0-0	0-0	9	0	0-0
Reggie Williams	34	9	43	4.5-41	1-20	3	0	4-0
Glenn Cameron	29	14	43	0-0	0-0	1	1	0-0
Ross Browner	28	13	41	3-38	1-29	1	1	0-0
Bo Harris	31	9	40	2-22	1-62	2	1	0-0
Eddie Edwards	25	5	30	6-53	0-0	1	0	1-0
Ken Riley	26	3	29	0-0	5-88	9	0	0-0
Louis Breeden	25	4	29	1-13	2-9	5	0	0-0
Ray Griffin	18	5	23	0-0	1-21	4	0	0-0
Robert Jackson	17	3	20	0-0	0-0	0	1	0-0
Mike Fuller	16	3	19	0-0	1-0	0	0	1-0
Rick Razzano	12	4	16	0-0	0-0	0	1	0-0
Wilson Whitley	11	4	15	1-12	0-0	0	1	0-0
Guy Frazier	10	2	12	0-0	0-0	0	0	0-0
Tom Dinkel	7	2	9	0-0	0-0	0	0	0-0
Oliver Davis	6	3	9	0-0	0-0	2	0	0-0
Jeff Schuh	6	3	9	0-0	0-0	0	0	0-0
Rodney Holman	5	1	6	0-0	0-0	0	0	0-0
David Verser	3	2	5	0-0	0-0	0	0	0-0
Mike St. Clair	4	0	4	0-0	0-0	0	0	0-0
M.L. Harris	3	0	3	0-0	0-0	0	0	0-0
Glen Collins	2	1	3	1-6	0-0	0	0	0-0
Gary Burley	2	0	2	0-0	0-0	0	0	0-0
Blair Bush	2	0	2	0-0	0-0	0	0	0-0
Jerry Boyarsky	1	1	2	0-0	0-0	0	0	0-0
Ron Simpkins	1	1	2	0-0	0-0	0	1	0-0
Ken Anderson	1	0	1	0-0	0-0	0	0	0-0
Cris Collinsworth	1	0	1	0-0	0-0	0	0	0-0
Isaac Curtis	1	0	1	0-0	0-0	0	0	0-0
Pete Johnson	1	0	1	0-0	0-0	0	0	0-0
Steve Kreider	1	0	1	0-0	0-0	0	0	0-0
John Simmons	1	0	1	0-0	0-0	0	0	0-0
Emanuel Weaver	1	0	1	0-0	0-0	0	0	0-0
Mike Wilson	1	0	1	0-0	0-0	0	0	0-0

BLOCKED KICKS	BP	BFG	BXP
(team)	—	—	1

\* NOTE: The two-point conversion was not instituted in the NFL until 1994.

\*\* NOTE: It was not standard practice to separate the three types of defensive statistics — defense, special teams and miscellaneous — until 1988. Thus, the defensive statistics listed above include the combined totals of all three types. All defensive statistics above are press box statistics produced at the games.



# 1983 STATISTICS

RECORD: 7-9-0

HEAD COACH: FORREST GREGG

DATE	W-L	SCORE	OPPONENT	ATTENDANCE
9-4-83	L	10-20	L.A. RAIDERS	50,956
9-11-83	L	6-10	BUFFALO	46,839
9-15-83	L	7-17	at Cleveland	79,700
9-25-83	W	23-17	at Tampa Bay	56,023
10-2-83	L	31-34	BALTIMORE	48,104
10-10-83	L	14-24	PITTSBURGH	56,086
10-16-83	L	17-24	at Denver	74,305
10-23-83	W	28-21	CLEVELAND	50,047
10-30-83	W	34-14	GREEN BAY	53,349
11-6-83	W	55-14	at Houston	39,706
11-13-83	L	15-20	at Kansas City	44,711
11-20-83	W	38-10	HOUSTON	46,375
11-28-83	L	14-38	at Miami	74,506
12-4-83	W	23-10	at Pittsburgh	55,832
12-11-83	W	17-9	DETROIT	45,728
12-17-83	L	14-20	at Minnesota	51,565

TEAM STATISTICS	BENGALS	OPPONENTS
TOTAL FIRST DOWNS.....	327	276
Rushing.....	127	96
Passing.....	179	156
Penalty.....	21	24
3rd Down: Made-Att.....	97-212	94-216
3rd Down Pct.....	45.8	43.5
4th Down: Made-Att.....	7-13	7-11
4th Down Pct.....	53.8	63.6
POSSESSION AVG.....	31:29	28:31
TOTAL NET YARDS.....	5287	4327
Avg. Per Game.....	330.4	270.4
Total Plays.....	1036	973
Avg. Per Play.....	5.1	4.4
NET YARDS RUSHING.....	2104	1499
Avg. Per Game.....	131.5	93.7
Total Rushes.....	542	430
NET YARDS PASSING.....	3183	2828
Avg. Per Game.....	198.9	176.8
Sacked-Yards Lost.....	40-309	41-335
Gross Yards.....	3492	3163
Att.-Completions.....	454-290	502-288
Completion Pct.....	63.9	57.4
Had Intercepted.....	18	23
PUNTS-AVG.....	69-40.6	76-42.3
Net Punting Avg.....	—	—
PENALTIES-YARDS.....	99-837	100-871
FUMBLES-BALLS LOST.....	35-15	35-16
TOUCHDOWNS.....	43	36
Rushing.....	24	16
Passing.....	14	17
Returns.....	5	3

SCORE BY PERIODS	1	2	3	4	OT	PTS
BENGALS.....	102	140	54	50	0	346
OPPONENTS.....	55	86	65	96	0	302

SCORING	TD	TD-R	TD-P	TD-R	PAT	FG	S	PTS
Jim Breech.....	0	0	0	0	39-41	16-23	0	87
Pete Johnson.....	14	14	0	0	—	—	0	84
Cris Collinsworth.....	5	0	5	0	—	—	0	30
Charles Alexander.....	3	3	0	0	—	—	0	18
Larry Kinnebrew.....	3	3	0	0	—	—	0	18
Dan Ross.....	3	0	3	0	—	—	0	18
Isaac Curtis.....	2	0	2	0	—	—	0	12
M.L. Harris.....	2	0	2	0	—	—	0	12
Ken Riley.....	2	0	0	2	—	—	0	12
Turk Schonert.....	2	2	0	0	—	—	0	12
Stanley Wilson.....	2	1	1	0	—	—	0	12
Ken Anderson.....	1	1	0	0	—	—	0	6
James Griffin.....	1	0	0	1	—	—	0	6
Ray Horton.....	1	0	0	1	—	—	0	6
Steve Kreider.....	1	0	1	0	—	—	0	6
Reggie Williams.....	1	0	0	1	—	—	0	6
Ross Browner.....	0	0	0	0	—	—	0	1
BENGALS.....	43	24	14	5	40-43	16-23	0	346
OPPONENTS.....	36	16	17	3	35-36	17-22	0	302

\*PAT scored on a pass from Steve Kreider.

Two-point conversions: (NA\*).

PASSING	ATT	CMP	YDS	CMP%	YDS/ATT	TD	TD%	INT	INT%	LG	SKD-YDS	RAT
Ken Anderson.....	297	198	2333	66.7	7.86	12	4.0	13	4.4	80t	25-187	85.6
Turk Schonert.....	156	92	1159	59.0	7.43	2	1.3	5	3.2	54	15-122	73.1
Steve Kreider.....	1	0	0	0.00	0.00	0	0.0	0	0.0	—	0-0	39.6
BENGALS.....	454	290	3492	63.9	7.69	14	3.1	18	4.0	80t	40-309	81.1
OPPONENTS.....	502	288	3163	57.4	6.30	17	3.4	23	4.6	53	41-335	68.3

RUSHING	ATT	YDS	AVG	LG	TD
Pete Johnson.....	210	763	3.6	16t	14
Charles Alexander.....	153	523	3.4	12	3
Stanley Wilson.....	56	267	4.8	18	1
Larry Kinnebrew.....	39	156	4.0	17	3
Ken Anderson.....	22	147	6.7	29	1
Turk Schonert.....	29	117	4.0	15	2
Rodney Tate.....	25	77	3.1	13	0
David Verser.....	2	31	15.5	29	0
Mike Martin.....	2	21	10.5	15	0
Cris Collinsworth.....	2	2	1.0	8	0
Steve Kreider.....	1	2	2.0	2	0
Jeff Christensen.....	1	-2	-2.0	-2	0
BENGALS.....	542	2104	3.9	29	24
OPPONENTS.....	430	1499	3.5	40	16

RECEIVING	REC	YDS	AVG	LG	TD
Cris Collinsworth.....	66	1130	17.1	63	5
Isaac Curtis.....	42	571	13.6	80t	2
Steve Kreider.....	42	554	13.2	54	1
Dan Ross.....	42	483	11.5	30	3
Charles Alexander.....	32	187	5.8	14	0
Rodney Tate.....	18	142	7.9	25	0
Pete Johnson.....	15	129	8.6	18	0
Stanley Wilson.....	12	107	8.9	19	1
M.L. Harris.....	8	66	8.3	14	2
David Verser.....	7	82	11.7	22	0
Mike Martin.....	2	22	11.0	12	0
Rodney Holman.....	2	15	7.5	10	0
Larry Kinnebrew.....	2	4	2.0	2	0
BENGALS.....	290	3492	12.0	80t	14
OPPONENTS.....	288	3163	11.0	53	17

INTERCEPTIONS	NO	YDS	AVG	LG	TD
Ken Riley.....	8	89	11.1	42t	2
Ray Horton.....	5	121	24.2	55t	1
Bobby Kemp.....	3	26	8.7	26	0
Louis Breen.....	2	47	23.5	39	0
Ray Griffin.....	2	24	12.0	24	0
Robert Jackson.....	2	21	10.5	15	0
James Griffin.....	1	41	41.0	41t	1
BENGALS.....	23	369	16.0	55t	4
OPPONENTS.....	18	298	16.6	70t	2

PUNTING	NO	YDS	AVG	NET	TB	IN-20	LG	BLK.
Pat McNally.....	67	2804	41.9	—	9	13	60	2
BENGALS.....	69	2804	40.6	—	9	13	60	2
OPPONENTS.....	76	3211	42.3	—	21	70	—	—

PUNT RETURNS	NO	FC	YDS	AVG	LG	TD
John Simmons.....	25	2	173	6.9	43	0
Mike Martin.....	23	3	227	9.9	19	0
Ray Horton.....	1	1	10	10.0	10	0
BENGALS.....	49	6	410	8.4	43	0
OPPONENTS.....	41	5	310	7.6	50	0

KICKOFF RETURNS	NO	YDS	AVG	LG	TD
John Simmons.....	14	317	22.6	36	0
David Verser.....	13	253	19.5	29	0
Rodney Tate.....	13	218	16.8	23	0
Stanley Wilson.....	7	161	23.0	32	0
Ray Horton.....	5	128	25.6	49	0
Mike Martin.....	1	19	19.0	19	0
Tom Dinkel.....	1	1	1.0	1	0
BENGALS.....	54	1097	20.3	49	0
OPPONENTS.....	68	1298	19.1	90	0

FIELD GOALS	1-19	20-29	30-39	40-49	50+
Jim Breech.....	2-2	7-7	5-7	2-5	0-2
BENGALS.....	2-2	7-7	5-7	2-5	0-2

Jim Breech: (36G), (40N, 47G, 30G), (—), (24G), (19G), (47N), (51N, 35G), (—), (—), (29G, 44G), (31G, 23G, 23G), (26G), (—), (32G, 19G, 27G), (32N, 28G), (44N, 35N, 52N).

## USUAL STARTERS

OFFENSE	DEFENSE
WR Cris Collinsworth	LDE Eddie Edwards
LOT Anthony Munoz	NT Jerry Boyarsky
LG Dave Lapham	RDE Ross Browner,
C Dave Rimington	Glenn Collins
RG Max Montoya	LOLB Tom Dinkel
ROT Mike Wilson	LILB Jim LeClair
TE Dan Ross	RILB Glenn Cameron
WR Isaac Curtis	ROLB Reggie Williams
QB Ken Anderson	LCB Louis Breen
HB Rodney Tate,	RCB Ken Riley
Charles Alexander,	SS Bobby Kemp
Pete Johnson	FS Robert Jackson

DEFENSE**	ST	AT	TT	SKS-YDS	INT-YDS	PD	FF	FR-YDS
Glenn Cameron.....	63	40	103	2-18	0-0	1	0	1-1
Reggie Williams.....	57	33	90	7.5-64.5	0-0	5	3	4-59
Robert Jackson.....	51	37	88	0-0	2-21	7	0	0-0
Jim LeClair.....	38	40	78	1-11	0-0	2	0	0-0
Louis Breen.....	44	15	59	1-9	2-47	10	1	1-0
Bobby Kemp.....	38	21	59	1-10	3-26	7	1	1-0
Tim Krumrie.....	32	21	53	1.5-2.5	0-0	0	0	1-0
Ken Riley.....	39	5	44	0-0	8-89	12	0	1-0
Ray Horton.....	28	16	44	0-0	5-121	6	0	0-0
Guy Frazier.....	28	14	42	1-8	0-0	0	0	0-0
Ross Browner.....	25	15	40	3-26	0-0	1	2	0-0
Eddie Edwards.....	23	15	38	13-94.5	0-0	0	0	1-0
Rick Razzano.....	20	16	36	0-0	0-0	0	0	1-0
Tom Dinkel.....	22	12	34	0.5-4	0-0	3	0	2-4
Jerry Boyarsky.....	18	14	32	1.5-13.5	0-0	0	0	0-0
Ray Griffin.....	20	4	24	1-10	2-24	0	1	1-13
Glen Collins.....	13	8	21	5-53	0-0	2	1	1-0
John Simmons.....	10	7	17	0-0	0-0	1	0	0-0
Jeff Schuh.....	8	5	13	0-0	0-0	0	0	0-0
Larry Kinnebrew.....	10	2	12	0-0	0-0	0	0	0-0
Steve Maidlow.....	10	1	11	0-0	0-0	0	0	0-0
Ron Simpkins.....	5	6	11	0-0	0-0	0	0	1-0
James Griffin.....	8	2	10	0-0	1-41	1	0	0-0
Jimmy Turner.....	6	2	8	0-0	0-0	0	1	0-0
Stanley Wilson.....	4	3	7	0-0	0-0	0	0	0-0
Gary Burley.....	5	0	5	2-11	0-0	2	0	0-0
Rodney Holman.....	4	1	5	0-0	0-0	0	0	0-0
M.L. Harris.....	3	1	4	0-0	0-0	0	0	0-0
Charles Alexander.....	3	0	3	0-0	0-0	0	0	0-0
Mike Martin.....	3	0	3	0-0	0-0	0	0	0-0
Isaac Curtis.....	2	0	2	0-0	0-0	0	0	0-0
Jim Hannula.....	0	2	2	0-0	0-0	0	0	0-0
Jim Breech.....	1	0	1	0-0	0-0	0	0	0-0
Cris Collinsworth.....	1	0	1	0-0	0-0	0	0	0-0
Pete Johnson.....	1	0	1	0-0	0-0	0	0	0-0
Steve Kreider.....	1	0	1	0-0	0-0	0	0	0-0
Dave Lapham.....	1	0	1	0-0	0-0	0	0	0-0
Anthony Munoz.....	1	0	1	0-0	0-0	0	0	0-0
Dave Rimington.....	1	0	1	0-0	0-0	0	0	0-0
Dan Ross.....	1	0	1	0-0	0-0	0	0	0-0
Bryan Hicks.....	0	1	1	0-0	0-0	1	0	0-0

BLOCKED KICKS	BP	BFG	BXP
Tim Krumrie.....	0	0	1

\* NOTE: The two-point conversion was not instituted in the NFL until 1994.

\*\* NOTE: It was not standard practice to separate the three types of defensive statistics — defense, special teams and miscellaneous — until 1988. Thus, the defensive statistics listed above include the combined totals of all three types. All defensive statistics above are press box statistics produced at the games.

# 1984 STATISTICS

RECORD: 8-8-0

HEAD COACH: SAM WYCHE

DATE	W-L	SCORE	OPPONENT	ATTENDANCE
9-2-84	L	17-20	at Denver	74,178
9-9-84	L	22-27	KANSAS CITY	47,111
9-16-84	L	23-43	at N.Y. Jets	64,193
9-23-84	L	14-24	L.A. RAMS	45,406
10-1-84	L	17-38	at Pittsburgh	57,098
10-7-84	W	13-3	HOUSTON	43,637
10-14-84	L	14-20	at New England	48,154
Oct. 21-84	W	12-9	CLEVELAND	50,667
10-28-84	W	31-13	at Houston	34,010
11-4-84	L	17-23	at San Francisco	58,324
11-11-84	W	22-20	PITTSBURGH	52,497
11-18-84	L	6-26	SEATTLE	50,280
11-25-84	W	35-14	ATLANTA	44,678
12-2-84	W	20-17 (OT)	at Cleveland	51,774
12-9-84	W	24-21	at New Orleans	40,855
12-16-84	W	52-21	BUFFALO	55,771

TEAM STATISTICS	BENGALS	OPPONENTS
TOTAL FIRST DOWNS	339	322
Rushing	135	115
Passing	179	191
Penalty	25	16
3rd Down: Made-Att.	93-211	82-202
3rd Down Pct.	44.1	40.6
4th Down: Made-Att.	10-14	5-11
4th Down Pct.	71.4	45.5
POSSESSION AVG.	30:50	29:10
TOTAL NET YARDS	5480	5259
Avg. Per Game	342.5	328.7
Total Plays	1081	1034
Avg. Per Play	5.1	5.1
NET YARDS RUSHING	2179	1868
Avg. Per Game	136.2	116.8
Total Rushes	540	477
NET YARDS PASSING	3301	3391
Avg. Per Game	206.3	211.9
Sacked-Yards Lost	45-358	40-298
Gross Yards	3659	3689
Att.-Completions	496-306	517-302
Completion Pct.	61.7	58.4
Had Intercepted	22	25
PUNTS-AVG.	67-42.3	67-41.4
Net Punting Avg.	35.3	31.6
PENALTIES-YARDS	85-693	90-743
FUMBLES-BALLS LOST	32-17	27-15
TOUCHDOWNS	39	39
Rushing	18	21
Passing	17	15
Returns	4	3

SCORE BY PERIODS	1	2	3	4	OT	PTS
BENGALS	53	105	77	101	3	339
OPPONENTS	40	98	78	123	0	339

SCORING	TD	TD-R	TD-P	TD-R	PAT	FG	S	PTS
Jim Breech	0	0	0	0	37-37	22-31	0	103
Larry Kinnebrew	10	9	1	0	—	—	0	60
Cris Collinsworth	6	0	6	0	—	—	0	36
Stanford Jennings	5	2	3	0	—	—	0	30
James Brooks	4	2	2	0	—	—	0	24
Charles Alexander	2	2	0	0	—	—	0	12
Boomer Esiason	2	2	0	0	—	—	0	12
M.L. Harris	2	0	2	0	—	—	0	12
James Griffin	1	0	0	1	—	—	0	6
Rodney Holman	1	0	1	0	—	—	0	6
Ray Horton	1	0	0	1	—	—	0	6
Robert Jackson	1	0	0	1	—	—	0	6
Steve Kreider	1	0	1	0	—	—	0	6
Anthony Munoz	1	0	1	0	—	—	0	6
Turk Schonert	1	1	0	0	—	—	0	6
John Simmons	1	0	0	1	—	—	0	6
(team)	—	—	—	—	—	—	1	2
BENGALS	39	18	17	4	37-39	22-31	1	339
OPPONENTS	39	21	15	3	37-39	22-27	1	339

Two-point conversions: (NA)\*.

RUSHING	ATT	YDS	AVG	LG	TD
Larry Kinnebrew	154	623	4.0	23	9
Charles Alexander	132	479	3.6	22	2
James Brooks	103	396	3.8	33	2
Stanford Jennings	79	379	4.8	20	2
Turk Schonert	13	77	5.9	17	1
Stanley Wilson	17	74	4.4	9	0
Ken Anderson	11	64	5.8	14	0
Boomer Esiason	19	63	3.3	9	2
John Farley	7	11	1.6	5	0
Cris Collinsworth	1	7	7.0	7	0
David Verser	2	5	2.5	3	0
Mike Martin	1	3	3.0	3	0
M.L. Harris	1	-2	-2.0	-2	0
BENGALS	540	2179	4.0	33	18
OPPONENTS	477	1868	3.9	36	21

RECEIVING	REC	YDS	AVG	LG	TD
Cris Collinsworth	64	989	15.5	57	6
M.L. Harris	48	759	15.8	80	2
Stanford Jennings	35	346	9.9	43	3
James Brooks	34	268	7.9	27	2
Charles Alexander	29	203	7.0	22	0
Rodney Holman	21	239	11.4	27	1
Steve Kreider	20	243	12.2	27	1
Larry Kinnebrew	19	159	8.4	22	1
Isaac Curtis	12	135	11.3	22	0
Mike Martin	11	164	14.9	42	0
David Verser	6	113	18.8	28	0
Stanley Wilson	2	15	7.5	11	0
Don Kern	2	14	7.0	9	0
John Farley	2	11	5.5	10	0
Anthony Munoz	1	1	1.0	11	1
BENGALS	306	3659	12.0	80	17
OPPONENTS	302	3689	12.2	76	15

INTERCEPTIONS	NO	YDS	AVG	LG	TD
Louis Breeden	4	96	24.0	70	0
Robert Jackson	4	32	8.0	28	1
Bobby Kemp	4	27	6.8	14	0
Ray Horton	3	48	16.0	48	1
John Simmons	2	43	21.5	43	1
Reggie Williams	2	33	16.5	33	0
Ray Griffin	2	13	6.5	13	0
James Griffin	1	57	57.0	57	1
Glenn Cameron	1	15	15.0	15	0
Jimmy Turner	1	4	4.0	4	0
Jeff Schuh	1	0	0.0	0	0
BENGALS	25	368	14.7	70	4
OPPONENTS	22	364	16.5	52	2

PUNTING	NO	YDS	AVG	NET	TB	IN-20	LG	BLK.
Pat McNally	67	2832	42.3	—	8	19	61	0
BENGALS	67	2832	42.3	—	8	19	61	0
OPPONENTS	67	2771	41.4	—	—	—	—	—

PUNT RETURNS	NO	FC	YDS	AVG	LG	TD
Mike Martin	24	5	376	15.7	55	0
John Simmons	12	6	98	8.2	30	0
Ray Horton	2	0	-1	-0.5	1	0
BENGALS	38	11	473	12.4	55	0
OPPONENTS	38	3	310	8.2	19	0

KICKOFF RETURNS	NO	YDS	AVG	LG	TD
Stanford Jennings	22	452	20.5	46	0
Mike Martin	19	386	20.3	44	0
James Brooks	7	144	20.6	37	0
John Farley	6	93	15.5	32	0
David Verser	3	46	15.3	23	0
John Simmons	1	15	15.0	15	0
M.L. Harris	1	12	12.0	12	0
Larry Kinnebrew	1	7	7.0	7	0
Gary Williams	1	0	0.0	0	0
BENGALS	61	1155	18.9	46	0
OPPONENTS	69	1446	21.0	73	1

FIELD GOALS	1-19	20-29	30-39	40-49	50+
Jim Breech	0-0	9-10	10-12	3-4	0-5
BENGALS	0-0	9-10	10-12	3-4	0-5
Jim Breech: (46G, 50N, 22N), (55N, 29G, 48G), (21G), (—), (32G), (22G, 33G, 51N), (37N, 35N), (24G, 23G, 33G, 25G), (33G), (39G), (42G, 21G, 28G), (30G, 33G), (51N), (22G, 43N, 35G), (50N, 35G), (36G).					

PASSING	ATT	CMP	YDS	CMP%	YDS/ATT	TD	TD%	INT	INT%	LG	SKD-YDS	RAT
Ken Anderson	275	175	2107	63.6	7.66	10	3.6	12	4.4	80	24-191	81.0
Turk Schonert	117	78	945	66.7	8.08	4	3.4	7	6.0	57	16-115	77.8
Boomer Esiason	102	51	530	50.0	5.20	3	2.9	3	2.9	36	5-52	62.9
Pat McNally	2	2	77	100.0	38.50	0	0.0	0	0.0	43	0-0	118.8
BENGALS	496	306	3659	61.7	7.38	17	3.4	22	4.4	80	45-358	77.2
OPPONENTS	517	302	3689	58.4	7.14	15	2.9	25	4.8	76	40-298	70.0

## USUAL STARTERS

OFFENSE		DEFENSE	
WR	Cris Collinsworth	LDE	Eddie Edwards
LOT	Anthony Munoz	NT	Tim Krumrie
LG	Brian Blados	RDE	Ross Browner
C	Dave Rimington	LOLB	Jeff Schuh
RG	Max Montoya	LILB	Ron Simpkins
ROT	Mike Wilson	RILB	Glenn Cameron
TE	M.L. Harris	ROLB	Reggie Williams
WR	Isaac Curtis	LCB	Louis Breeden
QB	Ken Anderson	RCB	Ray Horton
HB	James Brooks	SS	Jimmy Turner
FB	Charles Alexander	FS	Bobby Kemp
			Robert Jackson

DEFENSE**	ST	AT	TT	SKS-YDS	INT-YDS	PD	FF	FR-YDS
Reggie Williams	65	27	92	9-55	2-33	6	0	0-0
Tim Krumrie	57	27	84	5-46	0-0	0	0	1-8
Ron Simpkins	52	28	80	0-0	0-0	2	0	1-0
Robert Jackson	54	22	76	0-0	4-32	10	1	2-0
Ross Browner	48	26	74	8-54	0-0	3	3	1-0
Ray Horton	49	17	66	1-8	3-48	16	1	1-0
Eddie Edwards	48	16	64	9-68	0-0	1	2	3-(-2)
Glenn Cameron	38	22	60	1-7	1-15	2	0	0-0
Louis Breeden	43	15	58	0-0	4-96	14	0	0-0
Jeff Schuh	36	16	52	2-17	1-0	1	0	0-0
Jimmy Turner	38	12	50	0-0	1-4	6	0	1-0
Bobby Kemp	35	10	45	0-0	4-27	6	0	1-0
Guy Frazier	26	16	42	2-21	0-0	2	2	0-0
John Simmons	24	8	32	0-0	2-43	5	1	0-0
Rick Razzano	12	15	27	0-0	0-0	1	0	1-0
Ray Griffin	20	5	25	0-0	2-13	5	0	1-0
Jerry Boyarsky	8	10	18	0-0	0-0	0	0	0-0
James Griffin	13	3	16	0-0	1-57	4	0	0-0
Don Kern	8	7	15	0-0	0-0	0	1	0-0
Steve Maidlow	10	3	13	0-0	0-0	0	0	0-0
Leo Barker	8	4	12	0-0	0-0	0	0	0-0
Glen Collins	7	5	12	3-22	0-0	1	1	1-0
Bruce Kozerski	7	1	8	0-0	0-0	0	0	0-0
Rodney Holman	5	1	6	0-0	0-0	0	0	1-0
Pete Koch	5	1	6	0-0	0-0	0	0	0-0
Larry Kinnebrew	3	2	5	0-0	0-0	0	0	0-0
Charles Alexander	3	0	3	0-0	0-0	0	0	0-0
Mike Martin	3	0	3	0-0	0-0	0	0	0-0
Ralph Battle	2	1	3	0-0	0-0	0	0	0-0
Brian Pillman	2	1	3	0-0	0-0	0	0	0-0
M.L. Harris	2	0	2	0-0	0-0	0	0	0-0
David Verser	2	0	2	0-0	0-0	0	0	0-0
Jim Breech	1	1	2	0-0	0-0	0	0	0-0
Ken Anderson	1	0	1	0-0	0-0	0	0	0-0
Brian Blados	1	0	1	0-0	0-0	0	0	0-0
Isaac Curtis	1	0	1	0-0	0-0	0	0	0-0
John Farley	1	0	1	0-0	0-0	0	0	0-0
Max Montoya	1	0	1	0-0	0-0	0	0	0-0
Anthony Munoz	1	0	1	0-0	0-0	0	0	0-0
Dave Rimington	1	0	1	0-0	0-0	0	1	0-0
Mike Wilson	1	0	1	0-0	0-0	0	0	0-0
Stanley Wilson	1	0	1	0-0	0-0	0	0	0-0

BLOCKED KICKS	BP	BFG	BXP
Rodney Holman	1	0	0

\* NOTE: The two-point conversion was not instituted in the NFL until 1994.

\*\* NOTE: It was not standard practice to separate the three types of defensive statistics — defense, special teams and miscellaneous — until 1988. Thus, the defensive statistics listed above include the combined totals of all three types. All defensive statistics above are press box statistics produced at the games.

# 1985 STATISTICS

RECORD: 7-9-0

HEAD COACH: SAM WYCHE

DATE	W-L	SCORE	OPPONENT	ATTENDANCE
9-8-85	L	24-28	SEATTLE	51,625
9-15-85	L	27-41	at St. Louis	46,321
9-22-85	L	41-44	SAN DIEGO	52,270
9-30-85	W	37-24	at Pittsburgh	59,541
10-6-85	L	20-29	N.Y. JETS	51,785
10-13-85	W	35-30	N.Y. GIANTS	53,112
10-20-85	L	27-44	at Houston	35,590
10-27-85	W	26-21	PITTSBURGH	55,421
11-3-85	W	23-17	at Buffalo	25,640
11-10-85	W	27-10	CLEVELAND	57,293
11-17-85	L	6-13	at L.A. Raiders	52,501
11-24-85	L	6-24	at Cleveland	74,439
12-1-85	W	45-27	HOUSTON	46,140
12-8-85	W	50-24	DALLAS	56,936
12-15-85	L	24-27	at Washington	50,544
12-22-85	L	23-34	at New England	57,953

TEAM STATISTICS	BENGALS	OPPONENTS
TOTAL FIRST DOWNS	344	337
Rushing	125	118
Passing	191	194
Penalty	28	25
3rd Down: Made-Att.	82-208	85-197
3rd Down Pct.	39.4	43.1
4th Down: Made-Att.	9-19	8-12
4th Down Pct.	47.4	66.7
POSSESSION AVG.	31:18	28:42
TOTAL NET YARDS	5900	5663
Avg. Per Game	368.8	353.9
Total Plays	1062	1019
Avg. Per Play	5.6	5.6
NET YARDS RUSHING	2183	1999
Avg. Per Game	136.4	124.9
Total Rushes	503	461
NET YARDS PASSING	3717	3664
Avg. Per Game	232.3	229.0
Sacked-Yards Lost	41-365	40-334
Gross Yards	4082	3998
Att.-Completions	518-302	518-297
Completion Pct.	57.3	57.3
Had Intercepted	13	19
PUNTS-AVG.	63-40.7	60-41.3
Net Punting Avg.	29.7	34.5
PENALTIES-YARDS	110-795	84-731
FUMBLES-BALLS LOST	35-16	34-19
TOUCHDOWNS	53	51
Rushing	20	23
Passing	31	26
Returns	2	2

SCORE BY PERIODS	1	2	3	4	OT	PTS
BENGALS	115	106	119	101	0	441
OPPONENTS	61	131	107	138	0	437

SCORING	TD	TD-R	TD-P	TD-R	PAT	FG	S	PTS
Jim Breech	0	0	0	0	48-50	24-33	0	120
James Brooks	12	7	5	0	—	—	0	72
Larry Kinnebrew	10	9	1	0	—	—	0	60
Eddie Brown	8	0	8	0	—	—	0	48
Rodney Holman	7	0	7	0	—	—	0	42
Cris Collinsworth	5	0	5	0	—	—	0	30
Stanford Jennings	4	1	3	0	—	—	0	24
Charles Alexander	2	2	0	0	—	—	0	12
Steve Kreider	1	0	1	0	^1	—	0	7
Boomer Esiason	1	1	0	0	—	—	0	6
James Griffin	1	0	0	1	—	—	0	6
M.L. Harris	1	0	1	0	—	—	0	6
Robert Jackson	1	0	0	1	—	—	0	6
Ross Browner	0	0	0	0	—	—	1	2
BENGALS	53	20	31	2	49-53	24-33	1	441
OPPONENTS	51	23	26	2	51-51	26-34	1	437

\*PAT scored on a run.

Two-point conversions: (NA).

PASSING	ATT	CMP	YDS	CMP%	YDS/ATT	TD	TD%	INT	INT%	LG	SKD-YDS	RAT
Boomer Esiason	431	251	3443	58.2	7.99	27	6.3	12	2.8	68t	32-289	93.2
Turk Schonert	51	33	460	64.7	9.02	1	2.0	0	0.0	71	6-54	100.1
Ken Anderson	32	16	170	50.0	5.31	2	6.3	0	0.0	44t	2-16	86.7
James Brooks	1	1	8	100.0	8.00	1	100.0	0	0.0	8t	0-0	139.6
Steve Kreider	1	1	1	100.0	1.00	0	0.0	0	0.0	1	0-0	79.2
Cris Collinsworth	1	0	0	0.0	0.00	0	0.0	1	100.0	—	0-0	0.0
Pat McNally	1	0	0	0.0	0.00	0	0.0	0	0.0	—	0-0	39.6
Eddie Brown	0	0	0	—	—	0	—	0	—	—	1-6	—
BENGALS	518	302	4082	58.3	7.88	31	6.0	13	2.5	71	41-365	93.0
OPPONENTS	518	297	3998	57.3	7.72	26	5.0	19	3.7	72t	40-334	83.5

RUSHING	ATT	YDS	AVG	LG	TD
James Brooks	192	929	4.8	39	7
Larry Kinnebrew	170	714	4.2	29	9
Charles Alexander	44	156	3.5	18	2
Eddie Brown	14	129	9.2	35	0
Stanford Jennings	31	92	3.0	19	1
Boomer Esiason	33	79	2.4	20	1
Bill Johnson	8	44	5.5	15	0
Turk Schonert	8	39	4.9	17	0
Cris Collinsworth	1	3	3.0	3	0
Ken Anderson	1	0	0.0	0	0
Pat McNally	1	-2	-2.0	-2	0
BENGALS	503	2183	4.3	39	20
OPPONENTS	461	1999	4.3	56t	23

RECEIVING	REC	YDS	AVG	LG	TD
Cris Collinsworth	65	1125	17.3	71	5
James Brooks	55	576	10.5	57t	5
Eddie Brown	53	942	17.6	68t	8
Rodney Holman	38	479	12.6	64t	7
Larry Kinnebrew	22	187	8.5	29t	1
Charles Alexander	15	110	7.3	19	0
Mike Martin	14	187	13.4	28	0
Stanford Jennings	12	101	8.4	24	3
Steve Kreider	10	184	18.4	56	1
M.L. Harris	10	123	12.3	22t	1
Dan Ross	6	63	10.5	20	0
Brian Blados	1	4	4.0	4	0
Anthony Munoz	1	1	1.0	1	0
BENGALS	302	4082	13.5	71	31
OPPONENTS	297	3998	13.5	72t	26

INTERCEPTIONS	NO	YDS	AVG	LG	TD
James Griffin	7	116	16.6	33	1
Robert Jackson	6	100	16.7	57t	1
Louis Breeden	2	24	12.0	30	0
Ray Horton	2	3	1.5	3	0
Jimmy Turner	1	40	40.0	40	0
Bobby Kemp	1	0	0.0	0	0
BENGALS	19	283	14.9	57t	2
OPPONENTS	13	199	15.3	58	0

PUNTING	NO	YDS	AVG	NET	TB	IN-20	LG	BLK.
Pat McNally	57	2410	42.3	—	7	8	64	1
Jim Breech	5	153	30.6	—	0	2	43	0
BENGALS	63	2563	40.7	—	7	10	64	1
OPPONENTS	60	2477	41.3	—	7	11	63	0

PUNT RETURNS	NO	FC	YDS	AVG	LG	TD
Mike Martin	32	8	268	8.4	26	0
BENGALS	32	8	268	8.4	26	0
OPPONENTS	42	0	554	13.2	62t	1

KICKOFF RETURNS	NO	YDS	AVG	LG	TD
Mike Martin	48	1104	23.0	45	0
Stanford Jennings	13	218	16.8	26	0
James Brooks	3	38	12.7	15	0
Carl Zander	1	19	19.0	19	0
Eddie Brown	1	6	6.0	6	0
James Griffin	1	0	0.0	0	0
BENGALS	67	1385	20.7	45	0
OPPONENTS	81	1734	21.4	58	0

FIELD GOALS	1-19	20-29	30-39	40-49	50+
Jim Breech	0-0	7-8	12-13	4-6	1-6
BENGALS	0-0	7-8	12-13	4-6	1-6
Jim Breech: (22G), (46G, 33G), (—), (50N, 32G), (29G, 53G, 53N), (—), (47G, 22G), (32G, 39G, 40G, 37G), (31G), (28G, 33G, 51N, 50N), (37N, 39G, 37G), (30G, 29G), (48N, 28N, 29G), (49N), (51N, 38G), (22G, 42G, 30G).					

## USUAL STARTERS

OFFENSE		DEFENSE	
WR	Cris Collinsworth	LDE	Eddie Edwards
LOT	Anthony Munoz	NT	Tim Krumie
LG	Brian Blados	RDE	Ross Browner
C	Dave Rimington	LOLB	Jeff Schuh
RG	Max Montoya	LILB	Ron Simpkins,
ROT	Mike Wilson		Carl Zander
TE	Rodney Holman	RILB	Glenn Cameron
WR	Eddie Brown	ROLB	Reggie Williams
QB	Boomer Esiason	LCB	Louis Breeden
HB	James Brooks	RCB	Ray Horton
FB	Larry Kinnebrew	SS	Bobby Kemp
		FS	James Griffin

DEFENSE**	ST	AT	TT	SKS-YDS	INT-YDS	PD	FF	FR-YDS
Tim Krumie	68	28	96	3.5-25	0-0	1	1	2-0
Robert Jackson	70	16	86	0-0	6-100	12	2	1-0
Louis Breeden	60	21	81	1-10	2-24	17	0	0-0
Ron Simpkins	56	22	78	3.5-31	0-0	2	2	1-4
Bobby Kemp	57	17	74	1-5	1-0	3	1	0-0
Reggie Williams	44	22	66	3.5-31	0-0	4	3	4-4
Ray Horton	53	10	63	0-0	2-3	8	0	1-0
Ross Browner	48	15	63	9-69	0-0	1	0	2-0
Carl Zander	48	12	60	2-11	0-0	1	1	1-34
James Griffin	40	15	55	1-11	7-116	11	2	1-29
Eddie Edwards	36	10	46	8.5-71	0-0	0	3	2-0
Jeff Schuh	36	10	46	4-35	0-0	1	1	1-0
Glenn Cameron	30	8	38	0-0	0-0	0	0	0-0
Jimmy Turner	24	9	33	0-0	1-40	2	0	0-0
Leo Barker	24	8	32	0-0	0-0	1	3	0-0
Emmanuel King	15	2	17	2-21	0-0	0	0	1-0
Jerry Boyarsky	8	6	14	1-14	0-0	0	0	0-0
Bill Johnson	10	3	13	0-0	0-0	0	0	0-0
John Simmons	8	2	10	0-0	0-0	0	0	0-0
Lee Davis	4	4	8	0-0	0-0	1	0	0-0
Sam Washington	5	2	7	0-0	0-0	2	0	1-0
Glen Collins	5	1	6	0-0	0-0	1	0	0-0
Stanford Jennings	5	1	6	0-0	0-0	0	0	1-0
Don Kern	4	2	6	0-0	0-0	0	0	0-0
Tom Dinkel	3	0	3	0-0	0-0	0	0	0-0
Steve Kreider	3	0	3	0-0	0-0	0	0	0-0
Max Montoya	3	0	3	0-0	0-0	0	0	0-0
Rodney Holman	2	1	3	0-0	0-0	0	0	0-0
Sean Thomas	2	1	3	0-0	0-0	0	0	0-0
James Brooks	2	0	2	0-0	0-0	0	0	0-0
Boomer Esiason	2	0	2	0-0	0-0	0	0	0-0
M.L. Harris	2	0	2	0-0	0-0	0	0	0-0
Larry Kinnebrew	2	0	2	0-0	0-0	0	0	0-0
Mike Wilson	2	0	2	0-0	0-0	0	0	0-0
Charles Alexander	1	0	1	0-0	0-0	0	0	0-0
Eddie Brown	1	0	1	0-0	0-0	0	0	0-0
Pat McNally	1	0	1	0-0	0-0	0	0	0-0
Anthony Munoz	1	0	1	0-0	0-0	0	0	0-0
Bruce Reimers	1	0	1	0-0	0-0	0	0	0-0

BLOCKED KICKS	BP	BFG	BXP
(none)	0	0	0

\* NOTE: The two-point conversion was not instituted in the NFL until 1994.

\*\* NOTE: It was not standard practice to separate the three types of defensive statistics — defense, special teams and miscellaneous — until 1988. Thus, the defensive statistics listed above include the combined totals of all three types. All defensive statistics above are press box statistics produced at the games.

# 1986 STATISTICS

RECORD: 10-6-0

HEAD COACH: SAM WYCHE

DATE	W-L	SCORE	OPPONENT	ATTENDANCE
9-7-86	L	14-24	at Kansas City	43,430
9-14-86	W	36-33 (OT)	BUFFALO	52,714
9-18-86	W	30-13	at Cleveland	78,779
9-28-86	L	7-44	CHICAGO	55,146
10-5-86	W	34-28	at Green Bay	51,230
10-13-86	W	24-22	PITTSBURGH	54,283
10-19-86	W	31-28	HOUSTON	53,844
10-26-86	L	9-30	at Pittsburgh	50,815
11-2-86	W	24-17	at Detroit	52,423
11-9-86	L	28-32	at Houston	32,130
11-16-86	W	34-7	SEATTLE	54,410
11-23-86	W	24-20	MINNESOTA	53,003
11-30-86	L	28-34	at Denver	58,705
12-7-86	W	31-7	at New England	60,633
12-14-86	L	3-34	CLEVELAND	58,062
12-21-86	W	52-21	N.Y. JETS	51,619

TEAM STATISTICS	BENGALS	OPPONENTS
TOTAL FIRST DOWNS.....	348	336
Rushing.....	134	134
Passing.....	183	171
Penalty.....	31	31
3rd Down: Made-Att.....	79-199	84-218
3rd Down Pct.....	39.7	38.5
4th Down: Made-Att.....	9-16	12-16
4th Down Pct.....	56.3	75.0
POSSESSION AVG.....	28:48	31:12
TOTAL NET YARDS.....	6490	5274
Avg. Per Game.....	405.6	329.6
Total Plays.....	1046	1051
Avg. Per Play.....	6.2	5.0
NET YARDS RUSHING.....	2533	2122
Avg. Per Game.....	158.3	132.6
Total Rushes.....	521	514
NET YARDS PASSING.....	3957	3152
Avg. Per Game.....	247.3	197.0
Sacked-Yards Lost.....	28-203	42-368
Gross Yards.....	4160	3520
Att.-Completions.....	497-287	495-278
Completion Pct.....	57.7	56.2
Had Intercepted.....	20	17
PUNTS-AVG.....	59-33.8	77-39.8
Net Punting Avg.....	29.7	34.5
PENALTIES-YARDS.....	111-847	93-840
FUMBLES-BALLS LOST.....	31-16	30-11
TOUCHDOWNS.....	51	47
Rushing.....	24	23
Passing.....	25	17
Returns.....	2	7

SCORE BY PERIODS	1	2	3	4	OT	PTS
BENGALS.....	69	126	72	139	3	409
OPPONENTS.....	113	92	122	67	0	394

SCORING	TD	TD-R	TD-P	TD-R	PAT	FG	S	PTS
Jim Breech.....	0	0	0	0	50-51	17-32	0	101
Cris Collinsworth.....	10	0	10	0	—	—	0	60
James Brooks.....	9	5	4	0	—	—	0	54
Larry Kinnebrew.....	9	8	1	0	—	—	0	54
Stanley Wilson.....	8	8	0	0	—	—	0	48
Eddie Brown.....	4	0	4	0	—	—	0	24
Rodney Holman.....	2	0	2	0	—	—	0	12
Anthony Munoz.....	2	0	2	0	—	—	0	12
Louis Breeden.....	1	0	0	1	—	—	0	6
Eddie Edwards.....	1	0	0	1	—	—	0	6
Boomer Esiason.....	1	1	0	0	—	—	0	6
Jeff Hayes.....	1	1	0	0	—	—	0	6
Stanford Jennings.....	1	1	0	0	—	—	0	6
Eric Kattus.....	1	0	1	0	—	—	0	6
Tim McGee.....	1	0	1	0	—	—	0	6
Leon White.....	0	0	0	0	—	—	1	2
BENGALS.....	51	24	25	2	50-51	17-32	1	409
OPPONENTS.....	47	23	17	7	44-47	22-30	1	394

Two-point conversions: (NA)\*.

RUSHING	ATT	YDS	AVG	LG	TD
James Brooks.....	205	1087	5.3	56t	5
Larry Kinnebrew.....	131	519	4.0	39	8
Stanley Wilson.....	68	379	5.6	58t	8
Bill Johnson.....	39	226	5.8	34	0
Boomer Esiason.....	44	146	3.3	23	1
Jeff Hayes.....	3	92	30.7	61t	1
Stanford Jennings.....	16	54	3.4	10	1
Eddie Brown.....	8	32	4.0	17	0
Tim McGee.....	4	10	2.5	8	0
Doug Gaynor.....	1	4	4.0	4	0
Cris Collinsworth.....	2	-16	-8.0	-6	0
BENGALS.....	521	2533	4.9	61t	24
OPPONENTS.....	514	2122	4.1	75t	23

RECEIVING	REC	YDS	AVG	LG	TD
Cris Collinsworth.....	62	1024	16.5	46t	10
Eddie Brown.....	58	964	16.6	57	4
James Brooks.....	54	686	12.7	54	4
Rodney Holman.....	40	570	14.3	34t	2
Tim McGee.....	16	276	17.3	51	1
Larry Kinnebrew.....	13	136	10.5	31	1
Bill Johnson.....	13	103	7.9	17	0
Eric Kattus.....	11	99	9.0	28	1
Stanford Jennings.....	6	86	14.3	34	0
Steve Kreider.....	5	96	19.2	23	0
Stanley Wilson.....	4	45	11.3	34	0
Mike Martin.....	3	68	22.7	51	0
Anthony Munoz.....	2	7	3.5	5t	2
BENGALS.....	287	4160	14.5	57	25
OPPONENTS.....	278	3520	12.7	84t	17

INTERCEPTIONS	NO	YDS	AVG	LG	TD
Louis Breeden.....	7	72	10.3	36t	1
David Fulcher.....	4	20	5.0	15	0
Leo Barker.....	2	7	3.5	7	0
Barney Bussey.....	1	19	19.0	19	0
Carol Zander.....	1	18	18.0	18	0
Joe Kelly.....	1	6	6.0	6	0
Ray Horton.....	1	4	4.0	4	0
BENGALS.....	17	146	8.6	36t	1
OPPONENTS.....	20	189	9.5	49	0

PUNTING	NO	YDS	AVG	NET	TB	IN-20	LG	BLK.
Jeff Hayes.....	56	1965	35.1	—	3	11	52	2
Boomer Esiason.....	1	31	31.0	—	0	1	31	0
BENGALS.....	59	1996	33.8	—	3	12	52	2
OPPONENTS.....	77	3068	39.8	—	9	14	66	0

PUNT RETURNS	NO	FC	YDS	AVG	LG	TD
Mike Martin.....	13	6	96	7.4	14	0
Ray Horton.....	11	3	111	10.1	25	0
Tim McGee.....	3	4	21	7.0	9	0
John Simmons.....	2	4	7	3.5	6	0
BENGALS.....	29	17	235	8.1	25	0
OPPONENTS.....	19	14	182	9.6	54	0

KICKOFF RETURNS	NO	YDS	AVG	LG	TD
Tim McGee.....	43	1007	23.4	94	0
Stanford Jennings.....	12	257	21.4	41	0
Mike Martin.....	4	83	20.8	21	0
Ron Simpkins.....	2	24	12.0	15	0
Rodney Holman.....	1	18	18.0	18	0
John Simmons.....	1	0	0.0	0	0
BENGALS.....	63	1389	22.0	94	0
OPPONENTS.....	80	1611	20.1	96t	1

FIELD GOALS	1-19	20-29	30-39	40-49	50+
Jim Breech.....	1-2	4-5	5-7	5-14	2-4
BENGALS.....	1-2	4-5	5-7	5-14	2-4
OPPONENTS.....	4-4	4-5	6-6	8-13	0-2
Jim Breech: (—), (51G, 20G), (49G, 33G, 25G), (—), (48N), (40N, 40G), (49N, 51G, 41N), (27N, 19G, 30N, 40G, 31G), (50N, 38G, 44N), (49N, 47N), (37G, 51N, 34G), (19N, 49N, 40G), (39N), (24G, 44N), (23G), (43G).					
Opponents: (45N, 18G), (20G, 44G), (19G, 34G), (41G), (—), (27N, 24G, 44G), (—), (31G, 43G, 41G), (50N, 18G), (42G, 25G, 30G, 46G), (49N, 42N, 55N), (24G, 35G), (49G, 33G), (44N), (46N, 39G, 19G), (—).					

PASSING	ATT	CMP	YDS	CMP%	YDS/ATT	TD	TD%	INT	INT%	LG	SKD-YDS	RAT
Boomer Esiason.....	469	273	3959	58.2	8.44	24	5.1	17	3.6	57	26-194	87.7
Ken Anderson.....	233	11	171	47.8	7.43	1	4.3	2	8.7	43	1-4	51.2
Doug Gaynor.....	3	3	30	100.0	10.00	0	0.0	0	0.0	16	1-5	108.3
James Brooks.....	1	0	0	0.0	0.00	0	0.0	0	0.0	—	0-0	39.6
Steve Kreider.....	1	0	0	0.0	0.00	0	0.0	1	100.0	—	0-0	0.0
BENGALS.....	497	287	4160	57.7	8.37	25	5.0	20	4.0	57	28-203	85.1
OPPONENTS.....	495	278	3520	56.2	7.11	17	3.4	17	3.4	84t	42-368	75.7

## USUAL STARTERS

OFFENSE	DEFENSE
WR Cris Collinsworth	LDE Eddie Edwards
LOT Anthony Munoz	NT Tim Krumie
LG Bruce Kozerski	RDE Ross Browner
C Dave Rimington	LOLB Emanuel King
RG Max Montoya	LILB Carl Zander
ROT Brian Blados,	RILB Leo Barker,
Joe Walter	Joe Kelly
TE Rodney Holman	ROLB Reggie Williams
WR Eddie Brown	LCB Louis Breeden
QB Boomer Esiason	RCB Lewis Billups
HB James Brooks	SS David Fulcher
FB Larry Kinnebrew	FS Bobby Kemp

DEFENSE**	ST	AT	TT	SKS-YDS	INT-YDS	PD	FF	FR-YDS
Tim Krumie.....	73	40	113	1-4	0-0	0	0	2-18
David Fulcher.....	75	30	105	2-18	4-20	7	0	1-0
Carl Zander.....	61	36	97	3.5-34	1-18	4	0	1-0
Reggie Williams.....	73	23	96	4.5-34	0-0	3	2	1-0
Emmanuel King.....	52	18	70	9-88	0-0	1	2	1-1
Louis Breeden.....	49	7	56	0-0	7-72	14	1	0-0
Ray Horton.....	44	11	55	0-0	1-4	9	0	0-0
Bobby Kemp.....	37	14	51	0-0	0-0	3	0	0-0
Ross Browner.....	37	12	49	6.5-57	0-0	0	2	1-0
Eddie Edwards.....	35	10	45	6.5-49	0-0	3	0	2-0
Leo Barker.....	28	15	43	0-0	2-7	2	2	0-0
Joe Kelly.....	25	10	35	1-7	1-6	1	0	1-0
Lewis Billups.....	28	5	33	1-9	0-0	11	1	1-2
Ron Simpkins.....	21	6	27	0-0	0-0	0	0	0-0
Barney Bussey.....	19	5	24	1-12	1-19	1	0	0-0
Robert Jackson.....	19	5	24	0-0	0-0	3	0	0-0
Ron Simpkins.....	21	6	27	0-0	0-0	0	0	0-0
Jim Skow.....	16	3	19	3-24	0-0	1	0	0-0
John Simmons.....	16	1	17	1-15	0-0	4	0	0-0
Eric Kattus.....	13	1	14	0-0	0-0	0	0	0-0
Leon White.....	12	2	14	0-0	0-0	0	0	0-0
Ed Brady.....	9	3	12	0-0	0-0	0	1	0-0
Mike Hammerstein.....	3	7	10	1-6	0-0	0	0	0-0
Jimmy Turner.....	8	1	9	0-0	0-0	2	0	0-0
Kiki DeAyala.....	7	2	9	1-11	0-0	0	0	0-0
Bill Johnson.....	6	2	8	0-0	0-0	0	0	0-0
Stanford Jennings.....	5	1	6	0-0	0-0	0	0	0-0
Rodney Holman.....	3	0	3	0-0	0-0	0	0	0-0
Eddie Brown.....	2	0	2	0-0	0-0	0	0	0-0
Cris Collinsworth.....	2	0	2	0-0	0-0	0	0	0-0
Bruce Kozerski.....	2	0	2	0-0	0-0	0	0	0-0
Stanley Wilson.....	2	0	2	0-0	0-0	0	0	0-0
Jim Breech.....	1	1	2	0-0	0-0	0	0	0-0
Steve Kreider.....	1	1	2	0-0	0-0	0	0	0-0
James Brooks.....	1	0	1	0-0	0-0	0	0	0-0
Jeff Hayes.....	1	0	1	0-0	0-0	0	0	0-0
Larry Kinnebrew.....	1	0	1	0-0	0-0	0	0	0-0
Max Montoya.....	1	0	1	0-0	0-0	0	0	0-0
Joe Walter.....	1	0	1	0-0	0-0	0	0	0-0
David Douglas.....	0	1	1	0-0	0-0	0	0	0-0

BLOCKED KICKS	BP	BFG	BXP
Bruce Reimers.....	0	0	1

\* NOTE: The two-point conversion was not instituted in the NFL until 1994.

\*\* NOTE: It was not standard practice to separate the three types of defensive statistics — defense, special teams and miscellaneous — until 1988. Thus, the defensive statistics listed above include the combined totals of all three types. All defensive statistics above are press box statistics produced at the games.



## RECORD: 4-11-0



## RECORD: 12-4-0

DATE	W-L	SCORE	OPPONENT	ATTENDANCE
9-4-88	W	21-14	PHOENIX	50,404
9-11-88	W	28-24	at Philadelphia	66,459
9-18-88	W	17-12	at Pittsburgh	56,647
9-25-88	W	24-17	CLEVELAND	54,943
10-2-88	W	45-21	at L.A. Raiders	42,594
10-9-88	W	36-19	N.Y. JETS	57,482
10-16-88	L	21-27	at New England	59,969
10-23-88	W	44-21	HOUSTON	54,659
10-30-88	L	16-23	at Cleveland	79,147
11-6-88	W	42-7	PITTSBURGH	56,403
11-13-88	L	28-31	at Kansas City	34,614
11-20-88	W	38-24	at Dallas	37,865
11-27-88	W	35-21	BUFFALO	58,672
12-4-88	W	27-10	SAN DIEGO	56,866
12-11-88	L	6-41	at Houston	50,269
12-17-88	W	20-17 (OT)	WASHINGTON	52,157

TEAM STATISTICS	BENGALS	OPPONENTS
TOTAL FIRST DOWNS .....	351	322
Rushing .....	159	126
Passing .....	165	177
Penalty .....	27	19
3rd Down: Made-Att. ....	80-181	96-221
3rd Down Pct. ....	44.2	43.4
4th Down: Made-Att. ....	8-11	12-27
4th Down Pct. ....	72.7	44.4
POSSESSION AVG. ....	29.32	30.28
TOTAL NET YARDS .....	6057	5182
Avg. Per Game .....	378.6	323.9
Total Plays .....	985	1059
Avg. Per Play .....	6.1	4.9
NET YARDS RUSHING .....	2710	2048
Avg. Per Game .....	169.4	128.0
Total Rushes .....	563	493
NET YARDS PASSING .....	3347	3134
Avg. Per Game .....	209.2	195.9
Sacked-Yards Lost .....	30-245	42-374
Gross Yards .....	3592	3508
Att.-Completions .....	392-225	524-283
Completion Pct. ....	57.4	54.0
Had Intercepted .....	14	22
PUNTS-AVG. ....	64-36.7	65-39.9
Net Punting Avg. ....	30.2	35.6
PENALTIES-YARDS .....	82-647	95-873
FUMBLES-BALLS LOST .....	28-13	28-14
TOUCHDOWNS .....	59	39
Rushing .....	27	18
Passing .....	28	19
Returns .....	4	2

SCORE BY PERIODS	1	2	3	4	OT	PTS
BENGALS.....	99	147	107	92	3	448
OPPONENTS.....	67	79	95	88	0	329

SCORING	TD	TD-R	TD-P	TD-Rt	PAT	FG	S	PTS
Ickey Woods.....	15	15	0	0	—	—	0	90
Jim Breach.....	0	0	0	0	56-59	11-16	0	89
James Brooks.....	14	8	6	0	—	—	0	84
Eddie Brown.....	9	0	9	0	—	—	0	54
Tim McGee.....	6	0	6	0	—	—	0	36
Rodney Holman.....	3	0	3	0	—	—	0	18
Stanley Wilson.....	3	2	1	0	—	—	0	18
Stanford Jennings.....	2	1	0	1	—	—	0	12
Leo Barker.....	1	0	0	1	—	—	0	6
Lewis Billups.....	1	0	0	1	—	—	0	6
Cris Collinsworth.....	1	0	1	0	—	—	0	6
Boomer Esiason.....	1	1	0	0	—	—	0	6
David Fulcher.....	1	0	0	1	—	—	0	6
Ira Hillary.....	1	0	1	0	—	—	0	6
Mike Martin.....	1	0	1	0	—	—	0	6
Lee Johnson.....	0	0	0	0	0-0	1-2	0	3
(team).....	—	—	—	—	—	—	1	2
BENGALS.....	59	27	28	4	56-59	12-18	1	448
OPPONENTS.....	39	18	19	2	38-39	17-24	3	329

Two-point conversions: (NA\*).

RUSHING	ATT	YDS	AVG	LG	TD
Ickey Woods.....	203	1066	5.3	56	15
James Brooks.....	182	931	5.1	51	8
Stanley Wilson.....	112	398	3.6	19	2
Boomer Esiason.....	43	248	5.8	24	1
Stanford Jennings.....	17	47	2.8	9	1
Marc Logan.....	2	10	5.0	9	0
Turk Schonert.....	2	10	5.0	7	0
Mike Norseth.....	1	5	5.0	5	0
Eddie Brown.....	1	-5	-5.0	-5	0
BENGALS.....	563	2710	4.8	56	27
OPPONENTS.....	493	2048	4.2	48	18

RECEIVING	REC	YDS	AVG	LG	TD
Eddie Brown.....	53	1273	24.0	861	9
Rodney Holman.....	39	527	13.5	33	3
Tim McGee.....	36	686	19.1	781	6
James Brooks.....	29	287	9.9	281	6
Ickey Woods.....	21	199	9.5	25	0
Cris Collinsworth.....	13	227	17.5	36	1
Stanley Wilson.....	9	110	12.2	28	1
Jim Riggs.....	9	82	9.1	16	0
Ira Hillary.....	5	76	15.2	31	1
Stanford Jennings.....	5	75	15.0	31	0
Mike Martin.....	2	22	11.0	151	1
Marc Logan.....	2	20	10.0	17	0
Eric Kattus.....	2	8	4.0	11	0
BENGALS.....	225	3592	16.0	861	28
OPPONENTS.....	283	3508	12.4	651	19

INTERCEPTIONS	NO	YDS	AVG	LG	TD
Eric Thomas .....	7	61	8.7	37	0
David Fulcher .....	5	38	7.6	16l	1
Lewis Billups .....	4	47	11.8	29	0
Ray Horton .....	3	13	4.3	11	0
Rickey Dixon .....	1	13	13.0	13	0
Solomon Wilcoits .....	1	6	6.0	6	0
Carl Zander .....	1	3	3.0	3	0
BENGALS .....	22	181	8.2	37	1
OPPONENTS .....	14	185	13.2	46	0

PUNTING	NO	YDS	AVG	NET	TB	IN-20	LG	BLK.
Scott Fulhage .....	44	1672	38.0	—	5	13	53	2
Lee Johnson .....	14	594	42.4	—	1	4	52	0
Jim Breech .....	3	64	21.3	—	1	1	30	0
Boomer Esiason .....	1	21	21.0	—	0	0	21	0
BENGALS .....	64	2351	36.7	—	7	18	53	2
OPPONENTS .....	65	2596	39.9	—	2	12	53	0

PUNT RETURNS	NO	FC	YDS	AVG	LG	TD
Ira Hillary .....	17	5	166	9.8	20	0
Eddie Brown .....	10	7	48	4.8	13	0
Mike Martin .....	5	5	30	6.0	10	0
BENGALS .....	32	17	244	7.6	20	0
OPPONENTS .....	32	7	280	8.8	26	0

KICKOFF RETURNS	NO	YDS	AVG	LG	TD
Stanford Jennings.....	32	684	21.4	98t	1
Ira Hillary.....	12	195	16.3	24	0
Barney Bussey.....	7	83	11.9	22	0
Marc Logan.....	4	80	20.0	24	0
Rickey Dixon.....	1	18	18.0	18	0
James Brooks.....	1	-6	-6.0	-6	0
Jim Riggs.....	0f	0	—	—	0
BENGALS.....	57	1054	18.5	98t	1
OPPONENTS.....	61	1335	21.9	84	0

FIELD GOALS	1-19	20-29	30-39	40-49	50+
Jim Breech.....	1-1	5-5	3-4	2-5	0-1
Lee Johnson.....	0-0	0-0	0-0	0-0	1-2
BENGALS.....	1-1	5-5	3-4	2-5	1-3
OPPONENTS.....	1-1	4-5	7-7	5-10	0-1

Jim Breech: (42N), (—), (32G), (34G), (28G), (30N, 25G), (—), (—), (19G, 32G, 22G), (—), (—), (41G), (51N), (46N), (45G, 27G), (40N, 20G).

[illegible]

Opponents: (58N), (42N, 34G), (48N, 19G), (27G), (—), (30G), (43N), (45N), (34G, 39G, 29G), (—), (37G, 35G, 23G, 47G, 39G), (44G), (—), (26G, 41N), (43G, 48G), (43G, 29N).

PASSING	ATT	CMP	YDS	CMP%	YDS/ATT	TD	TD%	INT	INT%	LG	SKD-YDS	RAT
Boomer Esiason .....	388	223	3572	57.5	9.21	28	7.2	14	3.6	86f	30-245	97.4
Turk Schonert .....	4	2	20	50.0	5.00	0	0.0	0	0.0	17	0-0	64.6
BENGALS .....	392	225	3592	57.4	9.16	28	7.1	14	3.6	86f	30-245	97.0
OPPONENTS .....	524	283	3508	54.0	6.69	19	3.6	22	4.2	65f	42-374	69.6

OFFENSE		DEFENSE	
WR	Tim McGee	LDE	Skip McCleendon
LOT	Anthony Munoz	NT	Tim Krumrie
LG	Bruce Reimers	RDE	Jim Skow
C	Bruce Kozerski	LOLB	Leon White
RG	Max Montoya	LILB	Carl Zander
ROT	Joe Walter	RILB	Joe Kelly
TE	Rodney Holman	ROLB	Reggie Williams
WR	Eddie Brown	LCB	Lewis Billups
QB	Boomer Esiason	RCB	Eric Thomas
HB	James Brooks	SS	David Fulcher
FB	Ickey Woods	FS	Salomon Wilcots

DEFENSE**	ST	AT	TT	SKS-YDS	INT-YDS	PD	FF	FR-YDS
Tim Krumrie.....	95	56	151	3-26	0-0	1	4	3-0
David Fulcher.....	72	36	108	15-12.5	5-38	11	1	0-0
Solomon Wilcots.....	52	32	84	0-0	1-6	7	0	2-0
Carl Zander.....	46	34	80	0-0	1-3	1	0	1-0
Eric Thomas.....	49	18	67	0-0	7-61	32	1	0-0
Reggie Williams.....	34	31	65	2.5-19	0-0	4	0	0-0
Joe Kelly.....	40	21	61	0-0	0-0	1	0	0-0
Leon White.....	36	24	60	3-24	0-0	4	3	1-0
Lewis Billups.....	47	10	57	0-0	4-47	16	0	2-26
Jim Skow.....	31	13	44	9.5-86.5	0-0	2	2	0-0
Jason Buck.....	24	10	34	6-48.5	0-0	0	0	0-0
Leo Barker.....	22	12	34	3-33	0-0	1	1	1-34
Skip McCleendon.....	20	11	31	2-27	0-0	0	2	0-0
David Grant.....	17	13	30	5-37	0-0	2	0	1-0
Rickey Dixon.....	29	0	29	0-0	1-13	9	0	0-0
Barney Bussey.....	21	4	25	4-36	0-0	3	1	1-0
Ray Horton.....	21	4	25	1-11	3-13	2	0	0-0
Eddie Edwards.....	4	5	9	0.5-3.5	0-0	0	0	0-0
Daryl Smith.....	5	1	6	0-0	0-0	0	0	0-0
Emmanuel King.....	2	1	3	0-0	0-0	0	0	0-0
Curtis Maxey.....	0	2	2	0-0	0-0	0	0	0-0
Ed Brady.....	0	1	1	0-0	0-0	0	0	0-0
(team).....	—	—	—	1-10	—	—	—	—

SPECIAL TEAMS**	ST	AT	TT	FF	FR-YDS	BP	BFG	BXP
Barney Bussey .....	12	1	13	0	0-0	0	0	0
Rickey Dixon .....	11	1	12	0	1-(-3)	0	0	0
Ed Brady .....	9	2	11	1	0-0	0	0	0
Leo Barker .....	8	1	9	0	0-0	0	0	0
Marc Logan .....	6	1	7	0	0-0	0	0	0
Jim Riggs .....	6	0	6	0	1-0	0	0	0
Leon White .....	4	0	4	1	0-0	0	0	0
Emmanuel King .....	3	0	3	0	0-0	0	0	0
Solomon Wilcotts.....	3	0	3	0	0-0	0	0	0
Carl Zander .....	2	1	3	0	0-0	0	0	0
Ira Hillary .....	2	0	2	0	0-0	0	0	0
Ray Horton .....	2	0	2	0	0-0	0	0	0
Eric Kattus .....	2	0	2	0	0-0	0	0	0
Eric Thomas .....	2	0	2	0	0-0	0	0	0
David Fulcher .....	1	1	2	0	0-0	0	0	0
Daryl Smith.....	1	1	2	0	0-0	0	0	0
Cris Collinsworth .....	1	0	1	0	0-0	0	0	0
Ellis Dillahunt .....	1	0	1	0	0-0	0	0	0
Lee Johnson .....	1	0	1	0	0-0	0	0	0
Joe Kelly .....	1	0	1	0	0-0	0	0	0
Carl Parker .....	1	0	1	0	0-0	0	0	0
Kevin Walker .....	1	0	1	0	0-0	0	0	0
Stanley Wilson.....	1	0	1	0	0-0	0	0	0
Ikcey Woods .....	0	1	1	0	0-0	0	0	0
Rich Romer .....	0	0	0	1	0-0	0	0	0

MISCELLANEOUS DEFENSE**	ST	AT	FF	FR-YDS
Eddie Brown.....	3	0	3	0-0
Boomer Esiason.....	2	0	2	0-0
James Brooks.....	1	0	1	0-0
Rodney Holman.....	1	0	1	0-0
Ray Horton.....	1	0	1	0-0
Anthony Munoz.....	1	0	1	0-0
Bruce Reimers.....	1	0	1	0-0
Jim Riggs.....	1	0	1	0-0
Joe Walter.....	1	0	1	0-0

\* NOTE: The two-point conversion was not instituted in the NFL until 1994.

**\*\* NOTE:** All defensive statistics above are press box statistics produced at the games.

# 1989 STATISTICS

RECORD: 8-8-0

HEAD COACH: SAM WYCHE

DATE	W-L	SCORE	OPPONENT	ATTENDANCE
9-10-89	L	14-17	at Chicago	64,730
9-17-89	W	41-10	PITTSBURGH	53,885
9-25-89	W	21-14	CLEVELAND	55,996
10-1-89	W	21-17	at Kansas City	61,165
10-8-89	W	26-16	at Pittsburgh	52,785
10-15-89	L	13-20	MIAMI	58,184
10-22-89	L	12-23	INDIANAPOLIS	57,642
10-29-89	W	56-23	TAMPA BAY	57,225
11-5-89	L	7-28	at L.A. Raiders	51,080
11-13-89	L	24-26	at Houston	60,694
11-19-89	W	42-7	DETROIT	55,720
11-26-89	L	7-24	at Buffalo	80,074
12-3-89	W	21-0	at Cleveland	76,236
12-10-89	L	17-24	SEATTLE	54,744
12-17-89	W	61-7	HOUSTON	47,510
12-25-89	L	21-29	at Minnesota	58,829

TEAM STATISTICS	BENGALS	OPPONENTS
TOTAL FIRST DOWNS	348	280
Rushing	136	114
Passing	183	151
Penalty	29	15
3rd Down: Made-Att.	100-220	82-209
3rd Down Pct.	45.5	39.2
4th Down: Made-Att.	12-24	6-19
4th Down Pct.	50.0	31.6
POSSESSION AVG.	30:51	29:09
TOTAL NET YARDS	6101	5297
Avg. Per Game	381.3	331.1
Total Plays	1083	997
Avg. Per Play	5.6	5.3
NET YARDS RUSHING	2483	2162
Avg. Per Game	155.2	135.1
Total Rushes	529	482
NET YARDS PASSING	3618	3135
Avg. Per Game	226.1	195.9
Sacked-Yards Lost	41-332	33-248
Gross Yards	3950	3383
Att.-Completions	513-288	482-256
Completion Pct.	56.1	53.1
Had Intercepted	13	21
PUNTS-AVG.	65-38.5	75-39.1
Net Punting Avg.	29.9	34.7
PENALTIES-YARDS	85-637	121-1045
FUMBLES-BALLS LOST	29-19	26-16
TOUCHDOWNS	52	32
Rushing	17	9
Passing	32	22
Returns	3	1

SCORE BY PERIODS	1	2	3	4	OT	PTS
BENGALS	61	147	98	98	0	404
OPPONENTS	50	97	56	82	0	285

SCORING	TD	TD-R	TD-P	TD-R	PAT	FG	S	PTS
Jim Breech	0	0	0	0	37-38	12-14	0	73
James Brooks	9	7	2	0	—	—	0	54
Rodney Holman	9	0	9	0	—	—	0	54
Tim McGee	8	0	8	0	—	—	0	48
Eddie Brown	6	0	6	0	—	—	0	36
Craig Taylor	5	3	2	0	—	—	0	30
Jim Gallery	0	0	0	0	13-13	2-6	0	19
Eric Ball	3	3	0	0	—	—	0	18
Stanford Jennings	3	2	1	0	—	—	0	18
Mike Martin	2	0	2	0	—	—	0	12
Ickey Woods	2	2	0	0	—	—	0	12
Barney Bussey	1	0	0	1	—	—	0	6
Ira Hillary	1	0	1	0	—	—	0	6
Kendal Smith	1	0	1	0	—	—	0	6
Eric Thomas	1	0	0	1	—	—	0	6
Leon White	1	0	0	1	—	—	0	6
Lee Johnson	0	0	0	0	0-1	0-0	0	0
BENGALS	52	17	32	3	50-52	14-20	0	404
OPPONENTS	32	9	22	1	31-32	20-27	1	285

Two-point conversions: (NA\*).

RUSHING	ATT	YDS	AVG	LG	TD
James Brooks	221	1239	5.6	65t	7
Eric Ball	98	391	4.0	27	3
Stanford Jennings	83	293	3.5	17	2
Boomer Esiason	47	278	5.9	24	0
Craig Taylor	30	111	3.7	16	3
Ickey Woods	29	94	3.2	12	2
Tim McGee	2	36	18.0	25	0
Erik Wilhelm	6	30	5.0	14	0
John Holfield	11	20	1.8	11	0
Ira Hillary	1	-2	-2.0	-2	0
Lee Johnson	1	-7	-7.0	-7	0
BENGALS	529	2483	4.7	65t	17
OPPONENTS	482	2162	4.5	92t	9

RECEIVING	REC	YDS	AVG	LG	TD
Tim McGee	65	1211	18.6	74t	8
Eddie Brown	52	814	15.7	46	6
Rodney Holman	50	736	14.7	73t	9
James Brooks	37	306	8.3	25	2
Ira Hillary	17	162	9.5	17	1
Mike Martin	15	160	10.7	21	2
Eric Kattus	12	93	7.8	16	0
Kendal Smith	10	140	14.0	41t	1
Stanford Jennings	10	119	11.9	43t	1
Eric Ball	6	44	7.3	15	0
Jim Riggs	5	29	5.8	9	0
Craig Taylor	4	44	11.0	18t	2
John Garrett	2	29	14.5	18	0
John Holfield	2	18	9.0	14	0
Carl Parker	1	45	45.0	45	0
BENGALS	288	3950	13.7	74t	32
OPPONENTS	256	3383	13.2	84t	22

INTERCEPTIONS	NO	YDS	AVG	LG	TD
David Fulcher	8	87	10.9	22	0
Eric Thomas	4	18	4.5	18t	1
Rickey Dixon	3	47	15.7	28	0
Lewis Billups	2	0	0.0	0	0
Joe Kelly	1	25	25.0	25	0
Leon White	1	22	22.0	22	0
Richard Carey	1	5	5.0	5	0
Barney Bussey	1	0	0.0	0	0
BENGALS	21	204	9.7	28	1
OPPONENTS	13	42	3.2	19	0

PUNTING	NO	YDS	AVG	NET	TB	IN-20	LG	BLK.
Lee Johnson	61	2446	40.1	30.2	11	14	62	2
Jim Breech	2	58	29.0	19.0	1	1	32	0
BENGALS	65	2504	38.5	29.9	12	15	62	2
OPPONENTS	75	2935	39.1	34.7	6	16	57	1

PUNT RETURNS	NO	FC	YDS	AVG	LG	TD
Mike Martin	15	4	107	7.1	17	0
Kendal Smith	12	2	54	4.5	15	0
Ira Hillary	6	4	19	3.2	10	0
Richard Carey	3	2	29	9.7	13	0
BENGALS	36	12	209	5.8	17	0
OPPONENTS	33	5	323	9.8	45	0

KICKOFF RETURNS	NO	YDS	AVG	LG	TD
Stanford Jennings	26	525	20.2	33	0
Ira Hillary	14	223	15.9	29	0
Richard Carey	6	104	17.3	23	0
Kendal Smith	5	65	13.0	19	0
Eric Ball	1	19	19.0	19	0
Craig Taylor	1	5	5.0	5	0
John Holfield	1	0	0.0	0	0
Robert Jackson	0f	0	—	—	0
BENGALS	54	941	17.4	33	0
OPPONENTS	55	1203	21.9	66	0

FIELD GOALS	1-19	20-29	30-39	40-49	50+
Jim Breech	0-0	9-9	3-4	0-1	0-0
Jim Gallery	0-0	1-1	0-1	1-4	0-0
BENGALS	0-0	10-10	3-5	1-5	0-0
OPPONENTS	0-0	9-9	7-8	4-8	0-2

Jim Breech: (—), (—), (—), (—), (24G, 27G), (20G, 22G), (30G, 29G, 23G, 21G), (—), (34N), (38G), (49N), (—), (—), (24G), (27G, 30G), (—).

Jim Gallery: (45N), (26G, 47G), (48N, 44N), (31N), (—), (—), (—), (—), (—), (—), (—), (—), (—), (—), (—), (—), (—).

Opponents: (29G), (38G), (—), (23G), (46N, 24G, 40G, 34G), (29G, 33G), (27G), (—), (46N), (32G, 42G, 37G, 28G), (—), (24G), (51N, 48N), (41N, 48G), (32N), (31G, 37G, 22G, 42G, 24G, 52N).

PASSING	ATT	CMP	YDS	CMP%	YDS/ATT	TD	TD%	INT	INT%	LG	SKD-YDS	RAT
Boomer Esiason	455	258	3525	56.7	7.75	28	6.2	11	2.4	74t	36-288	92.1
Erik Wilhelm	56	30	425	53.6	7.59	4	7.1	2	3.6	46t	3-17	87.3
Turk Schonert	2	0	0	0.0	0.00	0	0.0	0	0.0	—	2-27	39.6
BENGALS	513	288	3950	56.1	7.70	32	6.2	13	2.5	74t	41-332	91.2
OPPONENTS	482	256	3383	53.1	7.02	22	4.6	21	4.4	84t	33-248	72.6

## USUAL STARTERS

OFFENSE	DEFENSE
WR Tim McGee	LDE Jim Skow
LOT Anthony Munoz	NT Tim Krumrie
LG Bruce Reimers	RDE Jason Buck
C Bruce Kozerski	LOLB Leon White
RG Max Montoya	LILB Carl Zander
ROT Brian Blados	RILB Joe Kelly
TE Joe Walter	ROLB Reggie Williams
WR Rodney Holman	LCB Lewis Billups
QB Eddie Brown	RCB Eric Thomas
QB Boomer Esiason	SS David Fulcher
HB James Brooks	FS Rickey Dixon
FB Eric Ball	
Stanford Jennings	

DEFENSE**	ST	AT	TT	SKS-YDS	INT-YDS	PD	FF	FR-YDS
David Fulcher	70	37	107	0-0	8-87	14	1	4-0
Rickey Dixon	84	19	103	0-0	3-47	16	1	0-0
Tim Krumrie	45	29	74	3-11	0-0	0	1	1-9
Joe Kelly	44	26	70	1-6	1-25	4	1	3-23
Carl Zander	43	24	67	1.5-14	0-0	3	1	1-25
Eric Thomas	49	9	58	2-23	4-18	23	1	1-0
Jason Buck	42	14	56	6-46	0-0	2	1	1-0
Lewis Billups	45	4	49	0-0	2-0	14	2	0-0
Reggie Williams	33	15	48	3.5-27	0-0	0	0	0-0
Leon White	32	15	47	2-17	1-22	4	2	2-22
Skip McClendon	24	9	33	1.5-10.5	0-0	2	1	1-0
Jim Skow	21	8	29	4.5-31	0-0	4	1	0-0
Mike Hammerstein	18	11	29	1.5-13	0-0	0	0	1-0
Leo Barker	21	6	27	0-0	0-0	2	0	0-0
Barney Bussey	20	5	25	2.5-13.5	1-0	6	0	0-0
David Grant	11	10	21	0.5-2.5	0-0	0	0	0-0
Robert Jackson	18	1	19	0-0	0-0	4	1	0-0
Solomon Wilcots	13	2	15	1-18	0-0	0	0	0-0
Kevin Walker	7	4	11	0-0	0-0	0	0	1-0
Richard Carey	6	3	9	0-0	1-5	3	0	0-0
Natu Tuatagaloa	6	1	7	2.5-15.5	0-0	2	0	0-0
Ed Brady	1	0	1	0-0	0-0	0	0	0-0

SPECIAL TEAMS**	ST	AT	TT	FF	FR-YDS	BP	BFG	BXP
Kevin Walker	11	0	11	0	0-0	0	0	0
Leo Barker	10	1	11	0	0-0	0	0	0
Ed Brady	9	1	10	0	0-0	0	0	0
Barney Bussey	9	1	10	0	0-0	0	0	0
Solomon Wilcots	8	2	10	0	0-0	0	0	0
Robert Jackson	6	0	6	0	0-0	0	0	0
Chris Barber	5	1	6	0	0-0	0	0	0
Leon White	5	1	6	0	0-0	0	0	0
Rickey Dixon	5	0	5	0	0-0	0	0	0
Richard Carey	1	2	3	0	0-0	0	0	0
Lee Johnson	2	0	2	0	0-0	0	0	0
Craig Taylor	2	0	2	0	0-0	0	0	0
Eric Thomas	2	0	2	0	0-0	1	0	0
Natu Tuatagaloa	2	0	2	0	0-0	0	0	0
Ira Hillary	1	0	1	0	0-0	0	0	0
Stanford Jennings	1	0	1	0	0-0	0	0	0
Eric Kattus	1	0	1	0	0-0	0	0	0
Rich Romer	1	0	1	0	0-0	0	0	0
Carl Zander	1	0	1	0	0-0	0	0	0
John Garrett	0	1	1	0	0-0	0	0	0

MISCELLANEOUS DEFENSE**	ST	AT	TT	FF	FR-YDS
Eddie Brown	2	0	2	0	0-0
Rodney Holman	2	0	2	0	0-0

# 1990 STATISTICS

RECORD: 9-7-0

HEAD COACH: SAM WYCHE  
(BENGALS WON AFC CENTRAL DIVISION; SEE POSTSEASON  
PORTION OF TEAM HISTORY SECTION FOR POSTSEASON STATS)

DATE	W-L	SCORE	OPPONENT	ATTENDANCE
9-9-90	W	25-20	N.Y. JETS	56,467
9-16-90	W	21-16	at San Diego	48,098
9-23-90	W	41-7	NEW ENGLAND	56,470
10-1-90	L	16-31	at Seattle	60,135
10-7-90	W	34-31 (OT)	at L.A. Rams	62,619
10-14-90	L	17-48	at Houston	53,501
10-22-90	W	34-13	at Cleveland	78,567
10-28-90	L	17-38	at Atlanta	53,214
11-4-90	L	7-21	NEW ORLEANS	60,067
11-11-90			— BYE —	
11-18-90	W	27-3	PITTSBURGH	60,064
11-25-90	L	20-34	INDIANAPOLIS	60,051
12-2-90	W	16-12	at Pittsburgh	58,200
12-9-90	L	17-20 (OT)	SAN FRANCISCO	60,084
12-16-90	L	7-24	at L.A. Raiders	54,132
12-23-90	W	40-20	HOUSTON	60,044
12-30-90	W	21-14	CLEVELAND	60,041

TEAM STATISTICS	BENGALS	OPPONENTS
TOTAL FIRST DOWNS	277	308
Rushing	107	116
Passing	151	180
Penalty	19	12
3rd Down: Made-Att.	79-196	93-213
3rd Down Pct.	40.3	43.7
4th Down: Made-Att.	12-19	2-12
4th Down Pct.	63.2	16.7
POSSESSION AVG.	29:21	30:39
TOTAL NET YARDS	5063	5605
Avg. Per Game	316.4	350.3
Total Plays	943	1010
Avg. Per Play	5.4	5.5
NET YARDS RUSHING	2120	2085
Avg. Per Game	132.5	130.3
Total Rushes	484	442
NET YARDS PASSING	2943	3520
Avg. Per Game	183.9	220.0
Sacked-Yards Lost	34-209	25-205
Gross Yards	3152	3725
Att. Completions	425-237	543-300
Completion Pct.	55.8	55.2
Had Intercepted	23	15
PUNTS-AVG.	65-42.1	63-41.8
Net Punting Avg.	34.0	36.5
PENALTIES-YARDS	83-627	101-824
FUMBLES-BALLS LOST	25-12	32-16
TOUCHDOWNS	44	41
Rushing	16	15
Passing	25	24
Returns	3	2

SCORE BY PERIODS	1	2	3	4	OT	PTS
BENGALS	79	110	78	90	3	360
OPPONENTS	70	115	101	63	3	352

SCORING	TD	TD-R	TD-P	TD-RT	PAT	FG	S	PTS
Jim Breech	0	0	0	0	41-44	17-21	0	92
James Brooks	9	5	4	0	—	—	0	54
Eddie Brown	0	9	0	0	—	—	0	54
Ickey Woods	6	6	0	0	—	—	0	36
Rodney Holman	5	0	5	0	—	—	0	30
Craig Taylor	3	2	1	0	—	—	0	18
Eric Ball	2	1	1	0	—	—	0	12
Harold Green	2	1	1	0	—	—	0	12
Eric Kattus	2	0	2	0	—	—	0	12
James Francis	1	0	0	1	—	—	1	8
Mike Barber	1	0	1	0	—	—	0	6
Barney Bussey	1	0	0	1	—	—	0	6
Stanford Jennings	1	1	0	0	—	—	0	6
Tim McGee	1	0	1	0	—	—	0	6
Mitchell Price	1	0	0	1	—	—	0	6
David Fulcher	0	0	0	0	—	—	1	2
Lee Johnson	0	0	0	0	—	—	0-1	0
BENGALS	44	16	25	3	41-44	17-22	2	360
OPPONENTS	41	15	24	2	40-41	22-29	0	352

Two-point conversions: (NA\*).

PASSING	ATT	CMP	YDS	CMP%	YDS/ATT	TD	TD%	INT	INT%	LG	SKD-YDS	RAT
Boomer Esiason	402	224	3031	55.7	7.54	24	6.0	22	5.5	53	31-198	77.0
Erik Wilhelm	19	12	117	63.2	6.16	0	0.0	0	0.0	19	1-2	80.4
Todd Philcox	2	0	0	0.0	0.00	0	0.0	1	50.0	—	2-9	0.0
Lynn James	1	0	0	0.0	0.00	0	0.0	0	0.0	—	0-0	39.6
Lee Johnson	1	1	4	100.0	4.00	1	100.0	0	0.0	41	0-0	122.9
BENGALS	425	237	3152	55.8	7.42	25	5.9	23	5.4	53	34-209	76.5
OPPONENTS	543	300	3725	55.2	6.86	24	4.4	15	2.8	75	25-205	79.9

RUSHING	ATT	YDS	AVG	LG	TD
James Brooks	195	1004	5.1	56t	5
Harold Green	83	353	4.3	39	1
Ickey Woods	64	268	4.2	32	6
Craig Taylor	51	216	4.2	24	2
Boomer Esiason	49	157	3.2	21	0
Eric Ball	22	72	3.3	15	1
Stanford Jennings	12	46	3.8	13	1
Lynn James	11	11.0	11	0	0
Erik Wilhelm	6	6	1.0	4	0
Mike Barber	1	-13	-13.0	-13	0
BENGALS	484	2120	4.4	56t	16
OPPONENTS	442	2085	4.7	88	15

RECEIVING	REC	YDS	AVG	LG	TD
Eddie Brown	44	706	16.0	50t	9
Tim McGee	43	737	17.1	52	1
Rodney Holman	40	596	14.9	53	5
James Brooks	26	269	10.3	35	4
Ickey Woods	20	162	8.1	22	0
Mike Barber	14	196	14.0	28	1
Harold Green	12	90	7.5	22	1
Eric Kattus	11	145	13.2	31	2
Jim Riggs	8	79	9.9	21	0
Kendal Smith	7	45	6.4	11	0
Stanford Jennings	4	23	5.8	13	0
Lynn James	3	36	12.0	16	0
Craig Taylor	3	22	7.3	20	1
Eric Ball	2	46	23.0	48t	1
BENGALS	237	3152	13.3	53	25
OPPONENTS	300	3725	12.4	75	24

INTERCEPTIONS	NO	YDS	AVG	LG	TD
Barney Bussey	4	37	9.3	18	0
David Fulcher	4	20	5.0	18	0
Lewis Billups	3	39	13.0	29	0
Leon White	1	21	21.0	21	0
James Francis	1	17	17.0	17t	1
Carl Zander	1	12	12.0	12	0
Mitchell Price	1	0	0.0	0	0
BENGALS	15	146	9.7	29	1
OPPONENTS	23	233	10.1	30t	1

PUNTING	NO	YDS	AVG	NET	TB	IN-20	LG	BLK.
Lee Johnson	64	2705	42.3	34.3	8	12	70	0
Jim Breech	1	34	34.0	14.0	1	0	34	0
BENGALS	65	2739	42.1	34.0	9	12	70	0
OPPONENTS	63	2634	41.8	36.5	4	19	65	0

PUNT RETURNS	NO	FC	YDS	AVG	LG	TD
Mitchell Price	29	14	251	8.7	66t	1
Kendal Smith	1	0	4	4.0	4	0
BENGALS	30	14	255	8.5	66t	1
OPPONENTS	36	11	352	9.8	79t	1

KICKOFF RETURNS	NO	YDS	AVG	LG	TD
Stanford Jennings	29	584	20.1	33	0
Eric Ball	16	366	22.9	38	0
Mitchell Price	10	191	19.1	33	0
Lynn James	1	43	43.0	43	0
Kendal Smith	2	35	17.5	20	0
Craig Taylor	1	16	16.0	16	0
Mike Barber	1	14	14.0	14	0
Eric Kattus	1	10	10.0	10	0
Jim Riggs	1	7	7.0	7	0
BENGALS	62	1266	20.4	43	0
OPPONENTS	43	945	22.0	64	0

FIELD GOALS	1-19	20-29	30-39	40-49	50+
Jim Breech	0-0	6-6	5-6	6-9	0-0
Lee Johnson	0-0	0-0	0-0	0-0	0-1
BENGALS	0-0	6-6	5-6	6-9	0-1
OPPONENTS	1-1	11-11	7-7	2-7	1-3
Jim Breech: (43G, 42N, 44G, 37G), (—), (46G, 23G), (34G, 26G, 43G), (40G, 44G), (29G), (20G, 21G), (35G), (43N), (21G, 31G), (—), (34N, 46N), (38G), (—), (—), (—).					
Lee Johnson: (—), (—), (—), (—), (52N), (—), (—), (—), (—), (—), (—), (—), (—), (—), (—).					
Opponents: (33G, 26G), (19G, 44N), (—), (51G), (40G), (22G, 23G), (21G, 41N, 30G), (27G, 52N), (48N), (31G), (51N, 22G, 26G), (32G, 36G, 29G, 48G), (23G, 23G), (39G), (29G, 36G, 42N), (48N).					

## USUAL STARTERS

OFFENSE	DEFENSE
WR Tim McGee	LDE Skip McClendon
LOT Anthony Munoz	NT Tim Krumrie
LG Bruce Reimers	RDE David Grant,
C Bruce Kozerski	Jason Buck
RG Ken Moyer	LOLB Leon White
ROT Joe Walter	LILB Carl Zander
TE Rodney Holman	RILB Kevin Walker
WR Eddie Brown	ROLB James Francis
QB Boomer Esiason	LCB Lewis Billups
HB James Brooks	RCB Carl Carter
FB Harold Green,	SS David Fulcher
Ickey Woods	FS Solomon Wilcotts

DEFENSE**	ST	AT	TT	SKS-YDS	INT-YDS	PD	FF	FR-YDS
James Francis	62	14	76	8-65	1-17	6	2	0-0
Kevin Walker	61	14	75	1-6	0-0	0	0	0-0
David Fulcher	53	22	75	1-12	4-20	10	3	0-0
Tim Krumrie	45	23	68	2-17	0-0	1	1	1-0
Barney Bussey	48	9	57	2-17	4-37	10	0	1-70
Lewis Billups	43	8	51	0-0	3-39	13	2	2-4
Rod Jones	39	8	47	0-0	0-0	12	0	1-1
Carl Carter	38	9	47	0-0	0-0	11	0	2-0
Carl Zander	37	10	47	0-0	1-12	1	1	2-40
David Grant	36	8	44	1-14	0-0	4	0	1-0
Solomon Wilcotts	33	8	41	0-0	0-0	2	2	1-3
Rickey Dixon	28	6	34	0-0	0-0	6	3	0-0
Leon White	28	6	34	1-4	1-21	4	0	0-0
Skip McClendon	25	3	28	2-17	0-0	2	0	0-0
Natu Tuatagaloa	17	7	24	4.5-32.5	0-0	1	2	2-0
Mike Hammerstein	13	6	19	2-15	0-0	0	0	0-0
Mitchell Price	13	2	15	0-0	1-0	5	0	0-0
Leo Barker	10	2	12	0-0	0-0	1	0	1-0
Eric Thomas	11	0	11	0-0	0-0	2	0	0-0
Jason Buck	7	4	11	0.5-5.5	0-0	1	0	0-0
Bernard Clark	6	4	10	0-0	0-0	0	1	0-0
Craig Ogletree	0	1	1	0-0	0-0	0	0	0-0

SPECIAL TEAMS**	ST	AT	TT	FF	FR-YDS	BP	BFG	BXP
Leo Barker.....	6	2	8	1	0-0	0	0	0
Mitchell Price.....	6	1	7	0	1-0	0	0	0
Kevin Walker.....	4	2	6	0	0-0	0	0	0
James Francis.....	5	0	5	0	0-0	0	0	0
Rod Jones.....	5	0	5	0	0-0	0	0	0
Eric Ball.....	4	1	5	0	0-0	0	0	0
Lynn James.....	4	0	4	0	0-0	0	0	0
Natu Tuatagaloa.....	4	0	4	0	0-0	0	0	0
Ed Brady.....	3	1	4	0	1-0	0	0	0
Barney Bussey.....	2	2	4	0	0-0	0	0	0
Craig Ogletree.....	3	0	3	0	0-0	0	0	0
Carl Carter.....	2	0	2	0	0-0	0	0	0
Rickey Dixon.....	2	0	2	0	0-0	0	0	0
Leon White.....	2	0	2	0	0-0	0	0	0
Solomon Wilcotts.....	2	0	2	0	0-0	0	0	0
Carl Zander.....	2	0	2	0	0-0	0	0	0
Stanford Jennings.....	1	1	2	0	0-0	0	0	0
Mike Barber.....	1	0	1	0	0-0	0	0	0
Lee Johnson.....	1	0	1	0	0-0	0	0	0
Kendal Smith.....	1	0	1	0	0-0	0	0	0
Bernard Clark.....	0	1	1	0	0-0	0	0	0
Craig Taylor.....	0	1	1	0	0-0	0	0	0

# 1991 STATISTICS

RECORD: 3-13-0

HEAD COACH: SAM WYCHE

DATE	W-L	SCORE	OPPONENT	ATTENDANCE
9-1-91	L	14-45	at Denver	72,855
9-8-91	L	7-30	HOUSTON	56,463
9-15-91	L	13-14	at Cleveland	78,269
9-22-91	L	27-34	WASHINGTON	52,038
9-29-91			— BYE —	
10-6-91	L	7-13	SEATTLE	60,010
10-13-91	L	23-35	at Dallas	63,275
10-21-91	L	16-35	at Buffalo	80,131
10-27-91	L	3-35	at Houston	58,634
11-3-91	W	23-21	CLEVELAND	55,077
11-10-91	L	27-33 (OT)	PITTSBURGH	55,503
11-17-91	L	10-17	at Philadelphia	63,189
11-24-91	L	14-38	L.A. RAIDERS	52,044
12-1-91	W	27-24	N.Y. GIANTS	45,063
12-9-91	L	13-37	at Miami	60,616
12-15-91	L	10-17	at Pittsburgh	35,420
12-22-91	W	29-7	NEW ENGLAND	46,394

TEAM STATISTICS	BENGALS	OPPONENTS
TOTAL FIRST DOWNS	286	308
Rushing	96	100
Passing	162	191
Penalty	28	17
3rd Down: Made-Att.	78-212	86-194
3rd Down Pct.	36.8	44.3
4th Down: Made-Att.	9-20	4-8
4th Down Pct.	45.0	50.0
POSSESSION AVG.	29.14	30.46
TOTAL NET YARDS	4969	5652
Avg. Per Game	310.6	353.3
Total Plays	993	980
Avg. Per Play	5.0	5.8
NET YARDS RUSHING	1811	1662
Avg. Per Game	113.2	103.9
Total Rushes	449	454
NET YARDS PASSING	3158	3990
Avg. Per Game	249.4	314.2
Sacked-Yards Lost	33-255	21-129
Gross Yards	3413	4119
Att.-Completions	511-290	505-303
Completion Pct.	56.8	60.0
Had Intercepted	22	17
PUNTS-AVG.	65-43.5	57-42.0
Net Punting Avg.	34.3	36.4
PENALTIES-YARDS	107-845	94-808
FUMBLES-BALLS LOST	30-20	23-14
TOUCHDOWNS	27	53
Rushing	11	20
Passing	14	26
Returns	2	7

SCORE BY PERIODS	1	2	3	4	OT	PTS
BENGALS	57	71	64	71	0	263
OPPONENTS	68	163	76	122	6	435

SCORING	TD	TD-R	TD-P	TD-R	PAT	FG	S	PTS
Jim Breech	0	0	0	0	27-27	23-29	0	96
James Brooks	4	2	2	0	—	—	0	24
Tim McGee	4	0	4	0	—	—	0	24
Ickey Woods	4	4	0	0	—	—	0	24
Eddie Brown	2	0	2	0	—	—	0	12
Harold Green	2	2	0	0	—	—	0	12
Rodney Holman	2	0	2	0	—	—	0	12
Craig Taylor	2	2	0	0	—	—	0	12
Eric Ball	1	1	0	0	—	—	0	6
Mike Barber	1	0	1	0	—	—	0	6
Mike Dingle	1	0	1	0	—	—	0	6
David Fulcher	1	0	0	1	—	—	0	6
Lynn James	1	0	1	0	—	—	0	6
Mitchell Price	1	0	0	1	—	—	0	6
Reggie Rember	1	0	1	0	—	—	0	6
Lee Johnson	0	0	0	0	0-0	1-3	0	3
Alex Gordon	0	0	0	0	—	—	1	2
BENGALS	27	11	14	2	27-27	24-32	1	263
OPPONENTS	53	20	26	7	49-52	22-31	1	435

Two-point conversions: (NA)\*.

RUSHING	ATT	YDS	AVG	LG	TD
Harold Green	158	731	4.6	75t	2
James Brooks	152	571	3.8	25	2
Craig Taylor	33	153	4.6	34t	2
Ickey Woods	36	97	2.7	12	4
Mike Dingle	21	91	4.3	21	0
Boomer Esiason	24	66	2.8	16	0
Donald Hollas	12	66	5.5	27	0
Eric Ball	10	21	2.1	10	1
Erik Wilhelm	1	9	9.0	9	0
Eddie Brown	1	8	8.0	8	0
Lee Johnson	1	-2	-2.0	-2	0
BENGALS	449	1811	4.0	75t	11
OPPONENTS	454	1662	3.7	43	20

RECEIVING	REC	YDS	AVG	LG	TD
Eddie Brown	59	827	14.0	53	2
Tim McGee	51	802	15.7	52t	4
James Brooks	40	348	8.7	40	2
Rodney Holman	31	445	14.4	39	2
Mike Barber	23	255	11.1	42t	1
Craig Taylor	21	122	5.8	16	0
Harold Green	16	136	8.5	18	0
Eric Kallus	12	136	11.3	24	0
Reggie Rember	9	117	13.0	23t	1
Lynn James	7	103	14.7	22	1
Ickey Woods	6	36	6.0	16	0
Mike Dingle	5	23	4.6	12	1
Jim Riggs	4	14	3.5	7	0
Shane Garrett	3	32	10.7	13	0
Eric Ball	3	17	5.7	9	0
BENGALS	290	3413	11.8	53	14
OPPONENTS	303	4119	13.6	74t	26

INTERCEPTIONS	NO	YDS	AVG	LG	TD
David Fulcher	4	51	12.8	27t	1
Eric Thomas	3	0	0.0	0	0
Rickey Dixon	2	62	31.0	47	0
Barney Bussey	2	18	9.0	18	0
Leo Barker	1	29	29.0	29	0
Alonzo Miltz	1	8	8.0	8	0
Richard Fain	1	1	1.0	1	0
James Francis	1	0	0.0	0	0
David Grant	1	0	0.0	0	0
Mitchell Price	1	0	0.0	0	0
BENGALS	17	169	9.9	47	1
OPPONENTS	22	331	15.0	52t	3

PUNTING	NO	YDS	AVG	NET	TB	IN-20	LG	BLK
Lee Johnson	64	2795	43.7	34.7	6	15	62	0
Jim Breech	1	33	33.0	13.0	1	0	33	0
BENGALS	65	2828	43.5	34.3	7	15	62	0
OPPONENTS	57	2394	42.0	36.4	2	14	59	0

PUNT RETURNS	NO	FC	YDS	AVG	LG	TD
Mitchell Price	14	6	203	14.5	78t	1
Mike Barber	13	5	70	5.4	15	0
Shane Garrett	1	0	7	7.0	7	0
Lynn James	1	0	0	0.0	0	0
BENGALS	29	11	280	9.7	78t	1
OPPONENTS	38	7	456	12.0	75t	2

KICKOFF RETURNS	NO	YDS	AVG	LG	TD
Eric Ball	13	262	20.2	24	0
Shane Garrett	13	214	16.5	24	0
James Brooks	11	190	17.3	35	0
Mike Dingle	7	176	25.1	63	0
Lynn James	8	143	17.9	26	0
Mitchell Price	5	91	18.2	22	0
Harold Green	4	66	16.5	20	0
Joe King	3	34	11.3	17	0
Jim Riggs	2	28	14.0	15	0
Rodney Holman	1	15	15.0	15	0
Mike Barber	1	7	7.0	7	0
Eric Thomas	1	-1	-1.0	-1	0
BENGALS	69	1225	17.8	63	0
OPPONENTS	38	741	19.5	34	0

FIELD GOALS	1-19	20-29	30-39	40-49	50+
Jim Breech	0-0	9-10	8-10	5-6	1-3
Lee Johnson	0-0	0-0	0-0	0-0	1-3
BENGALS	0-0	9-10	8-10	5-6	2-6
OPPONENTS	2-2	4-4	9-13	6-11	1-1
Jim Breech: (—), (33N), (21G, 36G), (46G, 25G), (—), (45G, 24G, 26G), (32G, 42G), (50N, 20G), (23G, 38G, 38G), (29G, 47G), (38G), (—), (35G, 35G), (39N, 27G, 50G), (50N, 39G, 48N, 26N), (49G, 25G).					
Lee Johnson: (—), (—), (—), (—), (—), (—), (53G), (—), (—), (—), (—), (55N), (—), (52N), (—), (—).					
Opponents: (30N, 42N, 19G), (19G, 21G, 37G), (30G, 42G, 38G, 45G), (40G, 26G), (45N, 36G, 31G), (—), (—), (33G, 45N), (47N, 34N), (44G, 46G, 37N), (42N, 37G), (29G), (37G), (50G, 22G, 36G), (47G, 39N), (—).					

PASSING	ATT	CMP	YDS	CMP%	YDS/ATT	TD	TD%	INT	INT%	LG	SKD-YDS	RAT
Boomer Esiason	413	233	2883	56.4	6.98	13	3.1	16	3.9	53	25-190	72.5
Donald Hollas	55	32	310	58.2	5.64	1	1.8	4	7.3	23t	7-57	49.8
Erik Wilhelm	42	24	217	57.1	5.17	0	0.0	2	4.8	29	1-8	51.4
Lee Johnson	1	1	3	100.0	3.00	0	0.0	0	0.0	3	0-0	79.2
BENGALS	511	290	3413	56.8	6.68	14	2.7	22	4.3	53	33-255	68.4
OPPONENTS	505	303	4119	60.0	8.16	26	5.1	17	3.4	74t	21-129	89.2

## USUAL STARTERS

OFFENSE	DEFENSE
WR Tim McGee	LDE Alonzo Miltz
LOT Anthony Munoz	NT Tim Krumrie
LG Bruce Reimers	RDE David Grant
C Bruce Kozerski	LOLB James Francis
RG Paul Jetton	LILB Leo Barker
Ken Moyer	RILB Carl Zander
ROT Joe Walter	ROLB Alfred Williams
TE Rodney Holman	LCB Wayne Haddix
WR Eddie Brown	RCB Lewis Billups
QB Boomer Esiason	SS David Fulcher
RB James Brooks	FS Rickey Dixon, Barney Bussey
RB Harold Green	

DEFENSE**	ST	AT	TT	SKS-YDS	INT-YDS	PD	FF	FR-YDS
David Fulcher	68	27	95	0-0	4-51	9	4	3-12
Tim Krumrie	56	12	68	4-26	0-0	1	1	1-0
James Francis	50	18	68	3-21	1-0	7	0	1-0
Rickey Dixon	58	7	65	0-0	2-62	8	1	0-0
Eric Thomas	51	5	56	0-0	3-0	18	0	1-0
Leo Barker	44	11	55	0-0	1-29	1	0	0-0
Alonzo Miltz	40	8	48	0-0	1-8	2	0	1-0
Carl Zander	37	10	47	0-0	0-0	1	2	1-0
Alfred Williams	36	4	40	3-16	0-0	3	1	2-24
Barney Bussey	31	8	39	0-0	2-18	3	0	1-0
David Grant	33	4	37	2-14	1-0	1	0	0-0
Lewis Billups	32	3	35	1-9	0-0	6	0	1-7
Mitchell Price	16	1	17	0-0	1-0	4	0	1-0
Kevin Walker	15	2	17	1-5	0-0	0	0	0-0
Natu Tuatagaloa	14	1	15	2-8	0-0	1	1	0-0
Lamar Rogers	10	4	14	0-0	0-0	1	0	0-0
Wayne Haddix	12	1	13	0-0	0-0	7	0	0-0
Richard Fain	8	2	10	0-0	1-1	3	0	0-0
Leon White	8	2	10	0-0	0-0	0	0	0-0
Rod Jones	9	0	9	0-0	0-0	3	0	0-0
Alex Gordon	6	2	8	2-8	0-0	0	0	0-0
Bernard Clark	5	3	8	0-0	0-0	0	0	0-0
Skip McClendon	5	1	6	0-0	0-0	0	0	0-0
Fernandus Vinson	4	2	6	0-0	0-0	2	0	0-0
Antoine Bennett	3	0	3	0-0	0-0	1	0	0-0
Daniel Stubbs	3	0	3	3-22	0-0	0	1	0-0
Joe King	2	1	3	0-0	0-0	0	0	0-0
Ed Brady	0	1	1	0-0	0-0	0	0	0-0
Rod Saddler	0	1	1	0-0	0-0	0	0	0-0

SPECIAL TEAMS**	ST	AT	TT	FF	FR-YDS	BP	BFG	BXP
Ed Brady .....	11	1	12	0	0-0	0	0	0
Alex Gordon .....	5	3	8	0	1-0	0	0	0
Leo Barker .....	6	0	6	0	0-0	0	0	0
Leon White .....	6	0	6	0	0-0	0	0	0
Bernard Clark .....	5	0	5	0	0-0	0	0	0
Reggie Rember .....	4	1	5	0	0-0	0	0	0
Fernandus Vinson .....	4	0	4	0	0-0	0	0	0
Lynn James .....	3	1	4	0	0-0	0	0	0
Mike Barber .....	3	0	3	0	0-0	0	0	0
Richard Fair .....	3	0	3	0	0-0	0	0	0
Mitchell Price .....	3	0	3	0	0-0	0	0	0
Barney Bussey .....	2	0	2	0	0-0	0	0	0
Rickey Dixon .....	2	0	2	0	0-0	0	0	0
Joe King .....	2	0	2	0	0-0	0	0	0
Eric Ball .....	1	0	1	0	0-0	0	0	0
Lewis Billups .....	1	0	1	0	0-0	0	0	0
Wayne Haddix .....	1	0	1	0	0-0	0	0	0
Donald Hollas .....	1	0	1	0	0-0	0	0	0
Rod Jones .....	1	0	1	0	0-0	0	0	0
Natu Tuatagaloa .....	1	0	1	0	0-0	0	0	0
Kevin Walker .....	1	0	1	0	0-0	0	0	0
Carl Zander .....	1	0	1	0	0-0	0	0	0
Mike Dingle .....	0	1	1	0	0-0	0	0	0
Eric Thomas .....	0	0	0	0	0-0	0	3	0
Rod Saddler .....	0	0	0	0	0-0	0	0	0



## RECORD: 5-11-0

PASSING	ATT	CMP	YDS	CMP%	YDS/ATT	TD	TD%	INT	INT%	LG	SKD-YDS	RAT
Boomer Esiason .....	278	144	1407	51.8	5.06	11	4.0	15	5.4	38	19-150	57.0
David Klingler .....	98	47	530	48.0	5.41	3	3.1	2	2.0	83½	18-146	66.3
Donald Hollas .....	58	35	335	60.3	5.78	2	3.4	0	0.0	24½	8-45	87.9
Jim Breech .....	1	1	12	100.0	12.00	0	0.0	0	0.0	12	0-0	116.7
BENGALS .....	435	227	2284	52.2	5.25	16	3.7	17	3.9	83½	45-341	63.4
OPPONENTS .....	489	288	3620	58.9	7.40	24	4.9	16	3.3	47	45-294	84.7

Jim Brecht: (47N, 48 N), (34G), (20G, 34G, 41G), (—), (29G, 43N), (47N), (24G), (26G, 21G, 32G), (36G), (44N), (40G, 20G, 50N), (33G, 42G, 38G), (—), (48G), (47N, 42N, 21G, 39G), (25G).

Lee Johnson: (—), (59B), (—), (—), (—), (—), (—), (—), (—), (—), (—), (—), (—), (—), (—), (—).

Opponents: (40G), (52N, 27B, 59N), (32N, 37G, 47N), (—), (39G), (21G, 45N, 27G), (27G, 47N), (39G), (47N, 52N), (27N, 42G, 36N), (35G, 27G, 20G, 29G), (49N), (34G, 30G, 27G), (21G, 48G, 27G), (—).

MISCELLANEOUS DEFENSE**	ST	AT	TT	FF	FR-YDS
Harold Green.....	3	0	3	0	0-0
Carl Pickens.....	3	0	3	0	0-0
Rodney Holman.....	2	0	2	0	0-0
Boomer Esiason.....	1	0	1	0	0-0
Bruce Kozerski.....	1	0	1	0	0-0
Tim McGee.....	1	0	1	0	0-0
Jeff Query.....	1	0	1	0	0-0

**\*\* NOTE:** All defensive statistics above are press box statistics produced at the games.



# 1993 STATISTICS

RECORD: 3-13-0

HEAD COACH: DAVE SHULA

DATE	W-L	SCORE	OPPONENT	ATTENDANCE
9-5-93	L	14-27	at Cleveland	75,508
9-12-93	L	6-9	INDIANAPOLIS	50,299
9-19-93	L	7-34	at Pittsburgh	53,682
9-26-93	L	10-19	SEATTLE	46,880
10-3-93			— BYE —	
10-10-93	L	15-17	at Kansas City	75,394
10-17-93	L	17-28	CLEVELAND	55,647
10-24-93	L	12-28	at Houston	50,039
10-31-93			— BYE —	
11-7-93	L	16-24	PITTSBURGH	51,202
11-14-93	L	3-38	HOUSTON	42,347
11-21-93	L	12-17	at N.Y. Jets	64,264
11-28-93	W	16-10	L.A. RAIDERS	43,272
12-5-93	L	8-21	at San Francisco	60,039
12-12-93	L	2-7	at New England	29,794
12-19-93	W	15-3	L.A. RAMS	36,612
12-26-93	W	21-17	ATLANTA	27,014
1-2-94	L	13-20	at New Orleans	58,036

TEAM STATISTICS	BENGALS	OPPONENTS
TOTAL FIRST DOWNS.....	239	306
Rushing.....	89	134
Passing.....	133	159
Penalty.....	17	13
3rd Down: Made-Att.....	80-232	85-212
3rd Down Pct.....	34.5	40.1
4th Down: Made-Att.....	10-26	7-11
4th Down Pct.....	38.5	63.6
POSSESSION AVG.....	28:58	31:02
TOTAL NET YARDS.....	4052	5018
Avg. Per Game.....	253.3	313.6
Total Plays.....	986	1000
Avg. Per Play.....	4.1	5.0
NET YARDS RUSHING.....	1511	2220
Avg. Per Game.....	94.4	138.8
Total Rushes.....	423	521
NET YARDS PASSING.....	2541	2798
Avg. Per Game.....	158.8	174.9
Sacked-Yards Lost.....	53-289	22-154
Gross Yards.....	2830	2952
Att.-Completions.....	510-272	457-251
Completion Pct.....	53.3	54.9
Had Intercepted.....	11	12
PUNTS-AVG.....	90-43.9	74-42.2
Net Punting Avg.....	36.6	36.2
PENALTIES-YARDS.....	105-773	73-567
FUMBLES-BALLS LOST.....	24-9	22-14
TOUCHDOWNS.....	16	37
Rushing.....	3	15
Passing.....	11	20
Returns.....	2	2

SCORE BY PERIODS	1	2	3	4	OT	PTS
BENGALS.....	41	74	18	54	0	187
OPPONENTS.....	42	119	63	95	0	319

SCORING	TD	TD-R	TD-P	TD-RT	PAT	FG	S	PTS
Doug Pelfrey.....	0	0	0	0	13-16	24-31	0	85
Carl Pickens.....	6	0	6	0	—	—	0	36
Jeff Query.....	4	0	4	0	—	—	0	24
Eric Ball.....	1	1	0	0	—	—	0	6
Mike Brim.....	1	0	0	1	—	—	0	6
Derrick Fenner.....	1	1	0	0	—	—	0	6
Ostell Miles.....	1	1	0	0	—	—	0	6
Craig Thompson.....	1	0	1	0	—	—	0	6
Darryll Williams.....	1	0	0	1	—	—	0	6
Alfred Williams.....	0	0	0	0	—	—	1	2
(team).....	—	—	—	—	—	—	2	4
BENGALS.....	16	3	11	2	13-16	24-31	3	187
OPPONENTS.....	37	15	20	2	37-37	20-28	0	319

Two-point conversions: (NA\*).

RUSHING	ATT	YDS	AVG	LG	TD
Harold Green.....	215	589	2.7	25	0
Derrick Fenner.....	121	482	4.0	26	1
David Klingler.....	41	282	6.9	29	0
Ostell Miles.....	22	56	2.5	15	1
Jay Schroeder.....	10	41	4.1	20	0
Eric Ball.....	8	37	4.6	18	1
Jeff Query.....	2	13	6.5	8	0
Patrick Robinson.....	1	6	6.0	6	0
Ryan Benjamin.....	3	5	1.7	2	0
BENGALS.....	423	1511	3.6	29	3
OPPONENTS.....	521	2220	4.3	38t	15

RECEIVING	REC	YDS	AVG	LG	TD
Jeff Query.....	56	654	11.7	51	4
Derrick Fenner.....	48	427	8.9	40	0
Tony McGee.....	44	525	11.9	37	0
Carl Pickens.....	43	565	13.1	36	6
Harold Green.....	22	115	5.2	16	0
Craig Thompson.....	17	87	5.1	10	1
Reggie Rembert.....	8	101	12.6	21	0
Patrick Robinson.....	8	72	9.0	14	0
Ostell Miles.....	6	89	14.8	27	0
Wesley Carroll.....	6	81	13.5	28	0
David Frisch.....	6	43	7.2	12	0
Eric Ball.....	4	39	9.8	24	0
Jeff Thomason.....	2	8	4.0	5	0
Ryan Benjamin.....	1	16	16.0	16	0
Milt Stegall.....	1	8	8.0	8	0
BENGALS.....	272	2830	10.4	51	11
OPPONENTS.....	251	2952	11.8	71t	20

INTERCEPTIONS	NO	YDS	AVG	LG	TD
Mike Brim.....	3	74	24.7	30	1
Darryll Williams.....	2	126	63.0	97t	1
Sheldon White.....	2	19	9.5	14	0
James Francis.....	2	12	6.0	12	0
Alan Grant.....	1	17	17.0	17	0
Rod Jones.....	1	0	0.0	0	0
Steve Tovar.....	1	0	0.0	0	0
Leonard Wheeler.....	0	^24	—	24	0
BENGALS.....	12	272	22.7	97t	2
OPPONENTS.....	11	49	4.5	30	0

\*Lateral.

PUNTING	NO	YDS	AVG	NET	TB	IN-20	LG	BLK
Lee Johnson.....	90	3954	43.9	36.6	12	24	60	0
BENGALS.....	90	3954	43.9	36.6	12	24	60	0
OPPONENTS.....	74	3123	42.2	36.2	6	20	72	1

PUNT RETURNS	NO	FC	YDS	AVG	LG	TD
Patrick Robinson.....	43	6	305	7.1	36	0
Carl Pickens.....	4	2	16	4.0	9	0
Marcello Simmons.....	1	0	0	0.0	0	0
BENGALS.....	48	8	321	6.7	36	0
OPPONENTS.....	47	13	416	8.9	39	0

KICKOFF RETURNS	NO	YDS	AVG	LG	TD
Patrick Robinson.....	30	567	18.9	42	0
Eric Ball.....	23	501	21.8	45	0
Ryan Benjamin.....	4	78	19.5	24	0
Ostell Miles.....	4	65	16.3	24	0
Eric Shaw.....	0f	0	—	—	0
BENGALS.....	61	1211	19.9	45	0
OPPONENTS.....	38	831	21.9	66	0

FIELD GOALS	1-19	20-29	30-39	40-49	50+
Doug Pelfrey.....	0-0	8-8	6-10	8-10	2-3
BENGALS.....	0-0	8-8	6-10	8-10	2-3
OPPONENTS.....	0-0	3-5	11-13	5-8	1-2

Opponents: (28G, 34G), (53G, 31G, 39N, 42G), (33G, 34G), (32G, 35G, 23G, 35G), (37G), (—), (—), (23G), (39G), (42G), (41N, 44N, 31N, 48N, 34G), (—), (27N), (26N, 32G), (49G), (54N, 43G, 49G).

PASSING	ATT	CMP	YDS	CMP%	YDS/ATT	TD	TD%	INT	INT%	LG	SKD-YDS	RAT
David Klingler.....	343	190	1935	55.4	5.64	6	1.7	9	2.6	51	40-202	66.6
Jay Schroeder.....	159	78	832	49.1	5.23	5	3.1	2	1.3	37	13-87	70.0
Erik Wilhelm.....	6	4	63	66.7	10.50	0	0.0	0	0.0	27	0-0	101.4
Lee Johnson.....	1	0	0	0.0	0.00	0	0.0	0	0.0	—	0-0	39.6
Carl Pickens.....	1	0	0	0.0	0.00	0	0.0	0	0.0	—	0-0	39.6
BENGALS.....	510	272	2830	53.3	5.55	11	2.2	11	2.2	51	53-289	67.9
OPPONENTS.....	457	251	2952	54.9	6.46	20	4.4	12	2.6	71t	22-154	78.4

## USUAL STARTERS

OFFENSE	DEFENSE
WR Jeff Query	LDE John Copeland
LOT Tom Scott	NT Tim Krumie
LG Ken Moyer	RDE George Hinkle
C Bruce Kozerski	LOLB James Francis
RG Tom Rayam	LILB Eric Shaw
ROT Joe Waller	Steve Tovar
TE Tony McGee	RILB Ricardo McDonald
WR Carl Pickens	ROLB Alfred Williams
QB David Klingler	LCB Mike Brim
HB Harold Green	RCB Rod Jones
FB Derrick Fenner	SS Lance Gunn
	FS Darryl Williams

DEFENSE**	ST	AT	TT	SKS-YDS	INT-YDS	PD	FF	FR-YDS
Darryll Williams.....	95	28	123	2-25	2-126	12	1	1-0
Ricardo McDonald.....	87	15	102	1-5	0-0	2	1	0-0
Steve Tovar.....	72	13	85	0-0	1-0	5	0	1-0
Tim Krumie.....	58	20	78	3-23	0-0	2	1	0-0
Rod Jones.....	46	7	53	0-0	1-0	10	1	1-0
Mike Brim.....	41	8	49	0-0	3-74	8	1	1-0
Eric Shaw.....	38	11	49	0-0	0-0	1	0	1-0
John Copeland.....	43	5	48	3-18	0-0	0	2	0-0
James Francis.....	35	6	41	2-16	2-12	7	0	1-0
Fernandus Vinson.....	27	5	32	0-0	0-0	2	1	3-0
Leonard Wheeler.....	22	7	29	0-0	0-24	1	0	0-0
Alfred Williams.....	22	7	29	4-28	0-0	3	1	0-0
Lance Gunn.....	25	3	28	0-0	0-0	5	0	1-0
Alex Gordon.....	23	3	26	0-0	0-0	2	0	0-0
Daniel Stubbs.....	20	4	24	5-31	0-0	0	0	1-0
Mike Frier.....	17	4	21	1-0	0-0	1	0	0-0
George Hinkle.....	10	6	16	1-8	0-0	1	0	0-0
Alan Grant.....	11	0	11	0-0	1-17	1	0	0-0
Marcello Simmons.....	9	0	9	0-0	0-0	5	0	0-0
Ty Parten.....	5	3	8	0-0	0-0	2	0	0-0
Sheldon White.....	5	3	8	0-0	2-19	2	0	1-0
Roosevelt Nix.....	5	0	5	0-0	0-0	1	0	0-0
R.J. Kors.....	2	2	2	0-0	0-0	0	0	0-0
Ron Carpenter.....	1	0	1	0-0	0-0	0	0	0-0
Karmeeleah McGill.....	1	0	1	0-0	0-0	0	0	0-0

SPECIAL TEAMS**	ST	AT	TT	FF	FR-YDS	BP	BFG	BXP
Steve Tovar.....	11	1	12	0	0-0	0	0	0
Randy Kirk.....	5	4	9	0	0-0	0	0	0
Eric Ball.....	7	1	8	0	0-0	0	0	0
Leonard Wheeler.....	6	1	7	1	1-0	0	0	0
R.J. Kors.....	5	1	6	0	0-0	0	0	0
Fernandus Vinson.....	5	1	6	1	0-0	1	0	0
Ricardo McDonald.....	5	0	5	0	0-0	0	0	0
Milt Stegall.....	4	1	5	0	0-0	0	0	0
Brad Smith.....	4	0	4	0	0-0	0	0	0
Ron Carpenter.....	3	1	4	0	0-0	0	0	0
Alex Gordon.....	3	1	4	0	0-0	0	0	0
James Francis.....	3	0	3	0	0-0	0	0	0
Marcello Simmons.....	3	0	3	0	0-0	0	0	0
Ostell Miles.....	2	1	3	0	0-0	0	0	0
Eric Shaw.....	2	1	3	0	0-0	0	0	0
Alan Grant.....	2	0	2	0	0-0	0	0	0
Lee Johnson.....	2	0	2	1	0-0	0	0	0
Tony McGee.....	2	0	2	0	0-0	0	0	0
Karmeeleah McGill.....	2	0	2	0	0-0	0	0	0
Sheldon White.....	2	0	2	0	0-0	0	0	0
Darryll Williams.....	0	2	2	0	1-0	0	0	0
Wesley Carroll.....	1	0	1	0	0-0	0	0	0
Carl Pickens.....	1	0	1	0	0-0	0	0	0
Reggie Rembert.....	1	0	1	0	0-0	0	0	0
Rod Jones.....	0	1	1	0	0-0	0	0	0
Craig Thompson.....	0	1	1	0	0-0	0	0	0

MISCELLANEOUS DEFENSE **	ST	AT	TT	FF	FR-YDS
Bruce Kozerski .....	1	0	1	0	0-0
Patrick Robinson .....	1	0	1	0	0-0
Milt Stegall.....	1	0	1	0	0-0
Jeff Thomason.....	1	0	1	0	0-0

# 1994 STATISTICS

RECORD: 3-13-0

HEAD COACH: DAVE SHULA

DATE	W-L	SCORE	OPPONENT	ATTENDANCE
9-4-94	L	20-28	CLEVELAND	52,778
9-11-94	L	10-27	at San Diego	53,217
9-18-94	L	28-31	NEW ENGLAND	46,640
9-25-94	L	13-20	at Houston	44,253
10-2-94	L	7-23	MIAMI	55,056
10-9-94			— BYE —	
10-16-94	L	10-14	at Pittsburgh	55,353
10-23-94	L	13-37	at Cleveland	77,588
10-30-94	L	20-23	DALLAS	57,096
11-6-94	W	20-17 (OT)	at Seattle	46,630
11-13-94	W	34-31	HOUSTON	54,908
11-20-94	L	13-17	INDIANAPOLIS	55,566
11-27-94	L	13-15	at Denver	69,714
12-4-94	L	15-38	PITTSBURGH	53,401
12-11-94	L	20-27	at N.Y. Giants	67,530
12-18-94	L	7-28	at Arizona	50,110
12-24-94	W	33-30	PHILADELPHIA	39,923

TEAM STATISTICS	BENGALS	OPPONENTS
TOTAL FIRST DOWNS	267	310
Rushing	84	126
Passing	158	168
Penalty	25	16
3rd Down: Made-Att	66-213	92-231
3rd Down Pct.	31.0	39.8
4th Down: Made-Att	12-22	4-8
4th Down Pct.	54.5	50.0
POSSESSION AVG.	27:11	32:49
TOTAL NET YARDS	4792	5154
Avg. Per Game	299.5	322.1
Total Plays	990	1053
Avg. Per Play	4.8	4.9
NET YARDS RUSHING	1556	1906
Avg. Per Game	97.3	119.1
Total Rushes	404	517
NET YARDS PASSING	3236	3248
Avg. Per Game	202.3	203.0
Sacked-Yards Lost	44-305	31-210
Gross Yards	3541	3458
Att.-Completions	542-289	505-294
Completion Pct.	53.3	58.2
Had Intercepted	19	10
PUNTS-AVG.	80-43.3	87-40.6
Net Punting Avg.	35.3	34.4
PENALTIES-YARDS	90-618	99-861
FUMBLES-BALLS LOST	31-22	26-8
TOUCHDOWNS	27	45
Rushing	5	16
Passing	21	22
Returns	1	7

SCORE BY PERIODS	1	2	3	4	OT	PTS
BENGALS	58	66	53	96	3	276
OPPONENTS	85	149	79	93	0	406

SCORING	TD	TD-R	TD-P	TD-Rt	K-PAT	FG	S	PTS
Doug Pelfrey	0	0	0	0	24-25	28-33	0	108
Carl Pickens	11	0	11	0	—	—	0	66
Darnay Scott	5	0	5	0	—	—	0	30
Steve Broussard	2	2	0	0	—	—	0	14
Derrick Fenner	2	1	1	0	—	—	0	12
Harold Green	2	1	1	0	—	—	0	12
Jeff Blake	1	1	0	0	—	—	0	8
Jeff Cothran	1	0	1	0	—	—	0	6
Tim McGee	1	0	1	0	—	—	0	6
Tony McGee	1	0	1	0	—	—	0	6
Corey Sawyer	1	0	0	1	—	—	0	6
Alfred Williams	0	0	0	0	—	—	1	2
BENGALS	27	5	21	1	24-25	28-33	1	276
OPPONENTS	45	16	22	7	41-41	31-35	0	406

Two-point conversions: Jeff Blake, Steve Broussard.  
BENGALS 2-2, OPPONENTS 1-4.

PASSING	ATT	CMP	YDS	CMP%	YDS/ATT	TD	TD%	INT	INT%	LG	SKD-YDS	RAT
Jeff Blake	306	156	2154	51.0	7.04	14	4.6	9	2.9	76	19-120	76.9
David Klingler	231	131	1327	56.7	5.74	6	2.6	9	3.9	56	24-165	65.7
Donald Hollas	2	0	0	0.0	0.00	0	0.0	1	50.0	—	1-20	0.0
Steve Broussard	1	0	0	0.0	0.00	0	0.0	0	0.0	—	0-0	39.6
Lee Johnson	1	1	7	100.0	7.00	1	100.0	0	0.0	71	0-0	135.4
Darnay Scott	1	1	53	100.0	53.00	0	0.0	0	0.0	53	0-0	118.8
BENGALS	542	289	3541	53.3	6.53	21	3.9	19	3.5	76	44-305	72.0
OPPONENTS	505	294	3458	58.2	6.85	22	4.4	10	2.0	81	31-210	85.4

RUSHING	ATT	YDS	AVG	LG	TD
Derrick Fenner	141	468	3.3	21	1
Steve Broussard	94	403	4.3	371	2
Harold Green	76	223	2.9	22	1
Jeff Blake	37	204	5.5	16	1
Darnay Scott	10	106	10.6	23	0
Jeff Cothran	26	85	3.3	13	0
David Klingler	17	85	5.0	15	0
Eric Ball	2	0	0.0	1	0
Tim McGee	1	-18	-18.0	-18	0
BENGALS	404	1556	3.9	371	5
OPPONENTS	517	1906	3.7	40	16

RECEIVING	REC	YDS	AVG	LG	TD
Carl Pickens	71	1127	15.9	701	11
Darnay Scott	46	866	18.8	76	5
Tony McGee	40	492	12.3	54	1
Derrick Fenner	36	276	7.7	29	1
Steve Broussard	34	218	6.4	25	0
Harold Green	27	267	9.9	34	1
Tim McGee	13	175	13.5	25	1
Troy Sadowski	11	54	4.9	11	0
Jeff Query	5	44	8.8	14	0
Jeff Cothran	4	24	6.0	8	1
Eric Ball	1	4	4.0	4	0
David Klingler	1	-6	-6.0	-6	0
BENGALS	289	3541	12.3	76	21
OPPONENTS	294	3458	11.8	81	22

INTERCEPTIONS	NO	YDS	AVG	LG	TD
Louis Oliver	3	36	12.0	19	0
Mike Brim	2	72	36.0	49	0
Darryl Williams	2	45	22.5	33	0
Corey Sawyer	2	0	0.0	0	0
Steve Tovar	1	14	14.0	14	0
BENGALS	10	167	16.7	49	0
OPPONENTS	19	176	9.3	41	2

PUNTING	NO	YDS	AVG	NET	TB	IN-20	LG	BLK.
Lee Johnson	79	3461	43.8	35.3	9	19	64	1
BENGALS	80	3461	43.3	35.3	9	19	64	1
OPPONENTS	87	3528	40.6	34.4	8	30	60	1

PUNT RETURNS	NO	FC	YDS	AVG	LG	TD
Corey Sawyer	26	16	307	11.8	821	1
Carl Pickens	9	2	62	6.9	16	0
Roger Jones	1	0	0	0.0	0	0
Darryl Williams	1	0	4	4.0	4	0
BENGALS	37	18	373	10.1	821	1
OPPONENTS	43	12	459	10.7	921	2

KICKOFF RETURNS	NO	YDS	AVG	LG	TD
Eric Ball	42	915	21.8	43	0
Darnay Scott	15	342	22.8	34	0
Adrian Hardy	8	185	23.1	42	0
Steve Broussard	7	115	16.4	24	0
Harold Green	5	113	22.6	31	0
Jeff Hill	4	97	24.3	40	0
Milt Stegall	1	16	16.0	16	0
Corey Sawyer	1	14	14.0	14	0
Steve Tovar	1	8	8.0	8	0
Tony McGee	1	4	4.0	4	0
Eric Shaw	1	1	1.0	1	0
BENGALS	86	1810	21.0	43	0
OPPONENTS	61	1408	23.1	941	2

FIELD GOALS	1-19	20-29	30-39	40-49	50+
Doug Pelfrey	1-1	8-8	8-10	9-10	2-4
BENGALS	1-1	8-8	8-10	9-10	2-4
OPPONENTS	1-1	10-10	14-15	5-7	1-2

Doug Pelfrey: (38G, 49G), (19G), (—), (21G, 49G), (47N), (47G), (36G, 49G, 50N), (22G, 33G), (36G, 44G, 36G, 47G, 28G, 26G), (50G, 40G), (29G, 46G, 34N), (43G, 32G, 51N), (—), (33N, 38G, 23G), (—), (28G, 36G, 22G, 54G).

Opponents: (19G, 22G), (37G, 20G), (43G, 24G, 28G, 35G), (45G, 24G), (28G, 27G, 32G), (—), (45G, 27G, 35G), (38N, 37G, 43G, 38G), (23G), (34G), (35G), (34G, 33G, 45N, 37G, 44N), (41G), (52G, 33G), (51N), (36G, 23G, 35G).

## USUAL STARTERS

OFFENSE	DEFENSE
WR Carl Pickens	LDE John Copeland
LOT Kevin Sargent	LDT Keith Rucker
LG Dave Cadigan	RDT Dan Wilkinson
C Darrick Brilz	RDE Alfred Williams
RG Ken Moyer	LLB James Francis
ROT Bruce Kozerski	MLB Steve Tovar
TE Tony McGee	RLB Ricardo McDonald
WR Darnay Scott	LCB Mike Brim
QB Jeff Blake	RCB Rod Jones
HB Harold Green	SS Louis Oliver
FB Derrick Fenner	FS Darryl Williams

DEFENSE*	ST	AT	TT	SKS-YDS	INT-YDS	PD	FF	FR-YDS
Steve Tovar	95	27	122	3-23	1-14	3	3	2-0
Darryl Williams	87	15	102	1-7	2-45	8	2	2-0
James Francis	88	13	101	4.5-35	0-0	6	3	0-0
Rod Jones	67	8	75	0-0	0-0	8	0	0-0
Louis Oliver	53	10	63	1-1	3-36	10	1	0-0
Keith Rucker	52	6	58	2-12	0-0	2	1	0-0
Mike Brim	44	4	48	0-0	2-72	15	0	1-1
Alfred Williams	40	8	48	9.5-62	0-0	1	1	1-0
Tim Krumie	38	9	47	1-8	0-0	1	0	0-0
Ricardo McDonald	30	15	45	1-3	0-0	0	1	0-0
Dan Wilkinson	37	7	44	5.5-37	0-0	1	0	0-0
John Copeland	36	5	41	1-6	0-0	1	1	0-0
Fernandus Vinson	29	5	34	0-0	0-0	0	1	0-0
Corey Sawyer	26	5	31	0-0	2-0	13	0	1-0
Ty Parten	16	4	20	0-0	0-0	2	0	0-0
Santo Stephens	9	4	13	0-0	0-0	1	0	0-0
Roger Jones	5	2	7	1.5-16	0-0	0	0	0-0
David Braxton	3	2	5	0-0	0-0	0	0	0-0
Brett Wallerstedt	3	2	5	0-0	0-0	0	0	0-0
John Johnson	3	1	4	0-0	0-0	0	0	0-0
Artie Smith	2	0	2	0-0	0-0	0	0	0-0
Kimo von Oelhoffen	2	0	2	0-0	0-0	0	0	0-0
Eric Shaw	1	1	2	0-0	0-0	0	0	0-0
Bracey Walker	1	1	2	0-0	0-0	1	0	0-0
Ramondo Stallings	1	0	1	0-0	0-0	0	0	0-0

SPECIAL TEAMS*	ST	AT	TT	FF	FR-YDS	BP	BFG	BXP
Jeff Cothran	10	2	12	0	0-0	0	0	0
Adrian Hardy	10	2	12	0	1-0	1	0	0
Eric Ball	9	3	12	0	0-0	0	0	0
Roger Jones	11	0	11	1	0-0	0	0	0
Santo Stephens	8	1	9	0	0-0	0	0	0
Brett Wallerstedt	8	0	8	0	0-0	0	0	0
Greg Truitt	4	2	6	0	0-0	0	0	0
David Braxton	5	0	5	0	0-0	0	0	0
Steve Tovar	5	0	5	0	0-0	0	0	0
Kevin Jefferson	4	1	5	0	0-0	0	0	0
Corey Sawyer	4	0	4	0	0-0	0	0	0
Fernandus Vinson	4	0	4	0	0-0	0	0	0
John Johnson	3	0	3	0	0-0	0	0	0
Darryl Williams	3	0	3	0	0-0	0	0	0
Ricardo McDonald	1	2	3	0	0-0	0	0	0
Lee Johnson	2	0	2	0	0-0	0	0	0
Forey Duckett	1	0	1	0	0-0	0	0	0
Ty Parten	1	0	1	0	0-0	0	0	0
Troy Sadowski	1	0	1	0	0-0	0	0	0
Bracey Walker	1	0	1	0	0-0	0	0	0
David Frisch	0	1	1	0	0-0	0	0	0

MISCELLANEOUS DEFENSE*	ST	AT	TT	FF	FR-YDS
Darrick Brilz.....	3	0	3	0	0-0
Tony McGee.....	3	0	3	0	0-0
Eric Ball.....	1	0	1	0	0-0
Steve Broussard.....	1	0	1	0	0-0
Mark Dennis.....	1	0	1	0	0-0
Derrick Fenner.....	1	0	1	0	0-0
Tim McGee.....	1	0	1	0	0-0
Carl Pickens.....	1	0	1	0	0-0
Kevin Sargent.....	1	0	1	0	0-0
Darnay Scott.....	1	0	1	0	0-0

# 1995 STATISTICS

RECORD: 7-9-0

HEAD COACH: DAVE SHULA

DATE	W-L	SCORE	OPPONENT	ATTENDANCE
9-3-95	W	24-21 (OT)	at Indianapolis	42,445
9-10-95	W	24-17	JACKSONVILLE	48,318
9-17-95	L	21-24	at Seattle	39,492
9-24-95	L	28-38	HOUSTON	46,332
10-1-95	L	23-26	MIAMI	52,671
10-8-95	L	16-19	at Tampa Bay	41,732
10-15-95			— BYE —	
10-19-95	W	27-9	at Pittsburgh	56,684
10-29-95	L	26-29 (OT)	CLEVELAND	58,639
11-5-95	L	17-20	OAKLAND	51,265
11-12-95	W	32-25	at Houston	32,998
11-19-95	L	31-49	PITTSBURGH	54,636
11-26-95	W	17-13	at Jacksonville	68,249
12-3-95	L	10-24	at Green Bay	60,318
12-10-95	W	16-10	CHICAGO	38,642
12-17-95	L	10-26	at Cleveland	55,875
12-24-95	W	27-24	MINNESOTA	34,568

TEAM STATISTICS	BENGALS	OPPONENTS
TOTAL FIRST DOWNS	288	355
Rushing	117	117
Passing	184	215
Penalty	28	23
3rd Down: Made-Att	72-205	107-243
3rd Down Pct.	35.1	44.0
4th Down: Made-Att	10-19	8-15
4th Down Pct.	52.6	53.3
POSSESSION AVG.	26:57	33:03
TOTAL NET YARDS	5192	6349
Avg. Per Game	324.5	396.8
Total Plays	975	1127
Avg. Per Play	5.3	5.6
NET YARDS RUSHING	1439	2104
Avg. Per Game	89.9	131.5
Total Rushes	364	483
NET YARDS PASSING	3753	4245
Avg. Per Game	234.6	265.3
Sacked-Yards Lost	25-162	42-267
Gross Yards	3915	4512
Att.-Completions	586-334	602-364
Completion Pct.	57.0	60.5
Had Intercepted	18	12
PUNTS-AVG.	70-41.6	64-38.4
Net Punting Avg.	38.3	33.3
PENALTIES-YARDS	103-835	116-1143
FUMBLES-BALLS LOST	23-14	27-12
TOUCHDOWNS	37	37
Rushing	7	10
Passing	29	25
Returns	1	2

SCORE BY PERIODS	1	2	3	4	OT	PTS
BENGALS	52	99	93	102	3	349
OPPONENTS	70	131	56	114	3	374

SCORING	TD	TD-R	TD-P	TD-R	K-PAT	FG	S	PTS
Doug Pelfrey	0	0	0	0	34-34	29-36	0	121
Carl Pickens	17	0	17	0	—	—	0	102
Darnay Scott	5	0	5	0	—	—	0	30
Tony McGee	4	0	4	0	—	—	0	24
Eric Bieniemy	3	3	0	0	—	—	0	18
Harold Green	3	2	1	0	—	—	0	18
Jeff Blake	2	2	0	0	—	—	0	14
David Dunn	1	0	1	0	—	—	0	6
Roger Jones	1	0	0	1	—	—	0	6
Melvin Tuten	1	0	1	0	—	—	0	6
Darryl Williams	0	0	0	0	—	—	1	2
(team)	—	—	—	—	—	—	1	2
BENGALS	37	7	29	1	34-34	29-36	2	349
OPPONENTS	37	10	25	2	34-34	38-49	0	374

Two-point conversions: Jeff Blake. BENGALS 1-3, OPPONENTS 2-3.

RUSHING	ATT	YDS	AVG	LG	TD
Harold Green	171	661	3.9	23t	2
Eric Bieniemy	98	381	3.9	27	3
Jeff Blake	53	309	5.8	30	2
Jeff Cothran	16	62	3.9	15	0
James Joseph	16	40	2.5	8	0
Darnay Scott	5	11	2.2	9	0
Carl Pickens	1	6	6.0	6	0
Jason Burns	1	1	1.0	1	0
Jeff Hill	1	-3	-3.0	-3	0
David Dunn	1	-13	-13.0	-13	0
Lee Johnson	1	-16	-16.0	-16	0
BENGALS	364	1439	4.0	30	7
OPPONENTS	483	2104	4.4	38	10

RECEIVING	REC	YDS	AVG	LG	TD
Carl Pickens	99	1234	12.5	68t	17
Tony McGee	55	754	13.7	41	4
Darnay Scott	52	821	15.8	88t	5
Eric Bieniemy	43	424	9.9	33	0
Harold Green	27	182	6.7	24	1
James Joseph	20	118	5.9	13	0
David Dunn	17	209	12.3	37	1
Jeff Cothran	8	44	5.5	15	0
Troy Sadowski	5	37	7.4	12	0
Jeff Hill	4	44	11.0	18	0
Derek Ware	2	36	18.0	21	0
Melvin Tuten	2	12	6.0	9	1
BENGALS	334	3915	11.7	88t	29
OPPONENTS	364	4512	12.4	71t	25

INTERCEPTIONS	NO	YDS	AVG	LG	TD
Bracey Walker	4	56	14.0	23	0
Corey Sawyer	2	61	30.5	61	0
Andre Collins	2	3	1.5	3	0
Rod Jones	1	24	24.0	24	0
Roger Jones	1	17	17.0	17t	1
Steve Tovar	1	13	13.0	13	0
Darryl Williams	1	1	1.0	1	0
BENGALS	12	175	14.6	61	1
OPPONENTS	18	307	17.1	74	2

PUNTING	NO	YDS	AVG	NET	TB	IN-20	LG	BLK.
Lee Johnson	68	2861	42.1	38.6	4	26	61	0
Doug Pelfrey	2	52	26.0	26.0	0	0	27	0
BENGALS	70	2913	41.6	38.3	4	26	61	0
OPPONENTS	64	2455	38.4	33.3	11	22	64	1

PUNT RETURNS	NO	FC	YDS	AVG	LG	TD
Corey Sawyer	9	8	58	6.4	21	0
Eric Bieniemy	7	1	47	6.7	10	0
Carl Pickens	5	2	-2	-0.4	4	0
Thomas Bailey	0	1	0	—	—	0
Jeff Query	0	1	0	—	—	0
BENGALS	21	13	103	4.9	21	0
OPPONENTS	27	20	154	5.7	19	0

KICKOFF RETURNS	NO	YDS	AVG	LG	TD
David Dunn	50	1092	21.8	45	0
Jeff Hill	17	454	26.7	55	0
Eric Bieniemy	8	168	21.0	34	0
Corey Sawyer	2	50	25.0	28	0
James Joseph	1	17	17.0	17	0
Kimo von Oelhoffen	1	10	10.0	10	0
Andre Collins	1	-3	-3.0	-3	0
BENGALS	80	1788	22.4	62	0
OPPONENTS	65	1475	22.7	64	0

FIELD GOALS	1-19	20-29	30-39	40-49	50+
Doug Pelfrey	0-0	8-9	10-11	10-14	1-2
BENGALS	0-0	8-9	10-11	10-14	1-2
OPPONENTS	1-1	13-14	14-17	8-13	2-4

Doug Pelfrey: (25G, 44G, 32G, 38G, 47G), (42G, 48N), (38N, 49N), (—), (28G, 45N), (34G, 45G, 44G), (31G, 23G), (37G, 63N, 41G), (45G, 28G, 48G), (33G, 49G, 27G), (27G), (31G), (28G), (28G, 37G, 39G, 42N), (30G, 22B), (44G, 51G).

Opponents: (27G, 40G, 42N), (29G), (53N, 38G), (41G), (21G, 46G, 36G, 35G), (25G, 47N, 27G, 45N, 33G, 53G), (39N, 36N, 25G, 28G, 38G), (44G, 25G, 36G, 38G, 28G), (37G, 50N, 46G), (40G, 34G, 34G, 23G), (50G, 26G), (41N, 47B, 36G, 39G), (41G), (27G), (37G, 42G, 19G, 35G), (20G, 38N, 25N).

PASSING	ATT	CMP	YDS	CMP%	YDS/ATT	TD	TD%	INT	INT%	LG	SKD-YDS	RAT
Jeff Blake	567	326	3822	57.5	6.74	28	4.9	17	3.0	88t	24-152	82.1
David Klingler	15	7	88	46.7	5.87	1	6.7	1	6.7	33	1-10	59.9
Eric Bieniemy	2	0	0	0.0	0.00	0	0.0	0	0.0	—	0-0	39.6
Lee Johnson	1	1	5	100.0	5.00	0	0.0	0	0.0	5	0-0	87.5
David Dunn	1	0	0	0.0	0.00	0	0.0	0	0.0	—	0-0	39.6
BENGALS	586	334	3915	57.0	6.68	29	4.9	18	3.1	88t	25-162	81.1
OPPONENTS	602	364	4512	60.5	7.50	25	4.2	12	2.0	71t	42-267	89.2

## USUAL STARTERS

OFFENSE	DEFENSE
WR Carl Pickens	LDE John Copeland
LOT Kevin Sargent	LDT Dan Wilkinson
LG Scott Brumfield	RDT Keith Rucker
C Darrick Briz	RDE Artie Smith
RG Bruce Kozerski,	LLB James Francis
Todd Kalis	MLB Steve Tovar
ROT Joe Walter	RLB Ricardo McDonald
TE Tony McGee	LCB Roger Jones
WR Darnay Scott	RCB Corey Sawyer,
QB Jeff Blake	Rod Jones
HB Harold Green	SS Bracey Walker
FB Jeff Cothran	FS Darryl Williams

DEFENSE*	ST	AT	TT	SKS-YDS	INT-YDS	PD	FF	FR-YDS
Steve Tovar	77	22	99	1-1	1-13	5	2	0-0
Darryl Williams	78	20	98	1-9	1-1	10	0	3-0
Roger Jones	75	11	86	2-8	1-17	11	2	0-0
Bracey Walker	60	25	85	0-0	4-56	13	1	2-9
James Francis	55	10	65	3-27	0-0	6	1	0-0
Ricardo McDonald	47	17	64	5-17	0-0	1	1	1-0
Andre Collins	50	12	62	4-30	2-3	6	0	0-0
John Copeland	53	8	61	9-61	0-0	4	2	0-0
Corey Sawyer	49	4	53	2-22	2-61	17	2	0-0
Artie Smith	38	6	44	2-4	0-0	0	2	0-0
Keith Rucker	32	10	42	2-8	0-0	0	1	0-0
Dan Wilkinson	30	10	40	8-48	0-0	1	1	0-0
Rod Jones	38	1	39	0-0	1-24	9	0	1-0
Leonard Wheeler	21	7	28	0-0	0-0	5	0	0-0
Brett Wallerstedt	20	2	22	0-0	0-0	1	0	0-0
Sam Shade	14	2	16	0-0	0-0	1	0	0-0
Ramondo Stallings	14	2	16	1-18	0-0	0	1	1-0
Chris Shelling	15	0	15	0-0	0-0	1	0	0-0
Kimo von Oelhoffen	7	1	8	0-0	0-0	1	0	0-0
Alfred Oglesby	3	1	4	1-3	0-0	0	0	0-0
Adrian Hardy	3	0	3	0-0	0-0	0	0	0-0
Todd Kelly	3	0	3	1-11	0-0	1	0	1-0
Ty Parten	1	2	3	0-0	0-0	0	0	0-0
Mike Brim	2	0	2	0-0	0-0	0	0	0-0
Kevin Jefferson	0	1	1	0-0	0-0	0	0	0-0

SPECIAL TEAMS*	ST	AT	TT	FF	FR-YDS	BP	BFG	BXP
Darryl Williams	10	4	14	0	0-0	1	0	0
Adrian Hardy	9	1	10	0	0-0	0	0	0
James Joseph	8	1	9	0	1-0	0	0	0
Roger Jones	8	0	8	0	0-0	0	0	0
Andre Collins	7	1	8	0	0-0	0	0	0
Kevin Jefferson	4	4	8	0	1-6	0	0	0
David Dunn	6	1	7	0	0-0	0	0	0
Chris Shelling	6	1	7	1	0-0	0	0	0
Leonard Wheeler	6	1	7	1	0-0	0	0	0
Eric Bieniemy	5	1	6	0	1-0	0	0	0
Sam Shade	4	1	5	0	0-0	0	0	0
Brett Wallerstedt	4	0	4	0	0-0	0	0	0
Jeff Hill	3	0	3	0	0-0	0	0	0
Doug Pelfrey	2	0	2	0	0-0	0	0	0
Greg Truitt	1	1	2	0	0-0	0	0	0
Randy Neal	1	0	1	0	0-0	0	0	0
Bracey Walker	1	0	1	0	0-0	0	0	0
Jeff Cothran	0	1	1	0	0-0	0	0	0
John Copeland	0	0	0	0	0-0	0	1	0

MISCELLANEOUS DEFENSE*	ST	AT	TT	FF	FR-YDS
Carl Pickens .....	4	0	4	0	0-0
Darnay Scott .....	2	0	2	0	0-0
Jeff Blake .....	1	0	1	0	0-0
David Dunn .....	1	0	1	0	0-0
Harold Green .....	1	0	1	0	0-0
Jeff Hill .....	1	0	1	0	0-0
James Joseph .....	1	0	1	0	0-0
Melvin Tuten .....	1	0	1	0	0-0
Joe Walter .....	1	0	1	0	0-0

# 1996 STATISTICS

RECORD: 8-8-0

HEAD COACH: DAVE SHULA (GAMES 1-7; RECORD 1-6),  
BRUCE COSLET (GAMES 8-16; RECORD 7-2)

DATE	W-L	SCORE	OPPONENT	ATTENDANCE
9-1-96	L	16-26	at St. Louis	62,659
9-8-96	L	14-27	at San Diego	55,880
9-15-96	W	30-15	NEW ORLEANS	45,412
9-22-96			— BYE —	
9-29-96	L	10-14	DENVER	51,798
10-6-96	L	27-30 (OT)	HOUSTON	44,680
10-13-96	L	10-20	at Pittsburgh	58,875
10-20-96	L	21-28	at San Francisco	63,218
10-27-96	W	28-21	JACKSONVILLE	45,890
11-3-96	W	24-21	at Baltimore	60,743
11-10-96	W	34-24	PITTSBURGH	57,265
11-17-96	L	17-31	at Buffalo	75,549
11-24-96	W	41-31	ATLANTA	44,868
12-1-96	L	27-30	at Jacksonville	57,408
12-8-96	W	21-14	BALTIMORE	43,022
12-15-96	W	21-13	at Houston	15,131
12-22-96	W	31-24	INDIANAPOLIS	49,389

TEAM STATISTICS	BENGALS	OPPONENTS
TOTAL FIRST DOWNS	332	317
Rushing	114	109
Passing	190	196
Penalty	28	12
3rd Down: Made-Att.	102-236	94-214
3rd Down Pct.	43.2	43.9
4th Down: Made-Att.	5-12	8-13
4th Down Pct.	41.7	61.5
POSSESSION AVG.	31:33	28:27
TOTAL NET YARDS	5225	5469
Avg. Per Game	326.6	341.8
Total Plays	1088	1047
Avg. Per Play	4.8	5.2
NET YARDS RUSHING	1793	1643
Avg. Per Game	112.1	102.7
Total Rushes	478	444
NET YARDS PASSING	3432	3826
Avg. Per Game	214.5	239.1
Sacked-Yards Lost	47-294	32-202
Gross Yards	3726	4028
Att.-Completions	563-316	571-319
Completion Pct.	56.1	55.9
Had Intercepted	16	34
PUNTS-AVG.	82-44.3	61-44.4
Net Punting Avg.	34.0	38.5
PENALTIES-YARDS	90-678	102-768
FUMBLES-BALLS LOST	19-9	16-10
TOUCHDOWNS	43	42
Rushing	14	15
Passing	25	22
Returns	4	5

SCORE BY PERIODS	1	2	3	4	OT	PTS
BENGALS	57	111	65	139	0	372
OPPONENTS	67	105	86	108	3	369

SCORING	TD	TD-R	TD-P	TD-R	K-PAT	FG	S	PTS
Doug Pelfrey	0	0	0	0	41-41	23-28	0	110
Carl Pickens	12	0	12	0	—	—	0	74
Ki-Jana Carter	9	8	1	0	—	—	0	54
Darnay Scott	5	0	5	0	—	—	0	30
Tony McGee	4	0	4	0	—	—	0	24
Eric Bieniemy	2	2	0	0	—	—	0	12
Jeff Blake	2	2	0	0	—	—	0	12
David Dunn	2	0	1	1	—	—	0	12
Garrison Hearst	1	0	1	0	—	—	0	8
Ashley Ambrose	1	0	0	1	—	—	0	6
Jeff Cothran	1	1	0	0	—	—	0	6
James Francis	1	0	0	1	—	—	0	6
James Hundon	1	0	1	0	—	—	0	6
Brian Milne	1	1	0	0	—	—	0	6
Jimmy Spencer	1	0	0	1	—	—	0	6
BENGALS	43	14	25	4	41-41	23-28	0	372
OPPONENTS	42	15	22	5	40-40	25-30	0	369

Two-point conversions: Garrison Hearst, Carl Pickens.  
BENGALS 2-2, OPPONENTS 1-2.

RUSHING	ATT	YDS	AVG	LG	TD
Garrison Hearst	225	847	3.8	24	0
Jeff Blake	72	317	4.4	18	2
Eric Bieniemy	56	269	4.8	33	2
Ki-Jana Carter	91	264	2.9	31	8
Jeff Cothran	15	44	2.9	9	1
Erik Wilhelm	6	24	4.0	18	0
Brian Milne	8	22	2.8	5	1
Darnay Scott	3	4	1.3	8	0
Carl Pickens	2	2	1.0	2	0
BENGALS	478	1793	3.8	33	14
OPPONENTS	444	1643	3.7	45	15

RECEIVING	REC	YDS	AVG	LG	TD
Carl Pickens	100	1180	11.8	61	12
Darnay Scott	58	833	14.4	50	5
Tony McGee	38	446	11.7	22	4
David Dunn	32	509	15.9	40	1
Eric Bieniemy	32	272	8.5	42	0
Ki-Jana Carter	22	169	7.7	20	1
Garrison Hearst	12	131	10.9	40	1
Marco Battaglia	8	79	9.9	17	0
Jeff Cothran	7	49	7.0	14	0
Brian Milne	3	29	9.7	15	0
Troy Sadowski	3	15	5.0	8	0
James Hundon	1	14	14.0	14	1
BENGALS	316	3726	11.8	61	25
OPPONENTS	319	4028	12.6	57	22

INTERCEPTIONS	NO	YDS	AVG	LG	TD
Ashley Ambrose	8	63	7.9	31	1
Jimmy Spencer	5	48	9.6	34	0
Steve Tovar	4	42	10.5	24	0
James Francis	3	61	20.3	42	1
Bracey Walker	2	35	17.5	35	0
Greg Myers	2	10	5.0	10	0
Rod (Roderick) Jones	2	2	1.0	2	0
Bo Orlando	2	0	0.0	0	0
Corey Sawyer	2	0	0.0	0	0
Roger Jones	1	30	30.0	30	0
Gerald Dixon	1	10	10.0	10	0
Dan Wilkinson	1	7	7.0	7	0
Jevon Langford	1	0	0.0	0	0
BENGALS	34	308	9.1	42	2
OPPONENTS	16	172	10.8	61	1

PUNTING	NO	YDS	AVG	NET	TB	IN-20	LG	BLK.
Lee Johnson	80	3630	45.4	34.4	17	16	67	1
Doug Pelfrey	1	4	4.0	4.0	0	0	4	0
BENGALS	82	3634	44.3	34.0	17	16	67	1
OPPONENTS	61	2706	44.4	38.5	7	20	65	0

PUNT RETURNS	NO	FC	YDS	AVG	LG	TD
Corey Sawyer	15	5	117	7.8	62	0
Greg Myers	9	2	51	5.7	12	0
David Dunn	7	1	54	7.7	20	0
James Hundon	1	0	-7	-7.0	-7	0
Carl Pickens	1	0	2	2.0	2	0
BENGALS	33	8	217	6.6	62	0
OPPONENTS	38	6	502	13.2	64	0

KICKOFF RETURNS	NO	YDS	AVG	LG	TD
David Dunn	35	782	22.3	90	1
Corey Sawyer	12	241	20.1	33	0
James Hundon	10	237	23.7	31	0
Jeff Hill	9	173	19.2	29	0
Troy Sadowski	2	7	3.5	7	0
Marco Battaglia	1	8	8.0	8	0
Jeff Cothran	1	11	11.0	11	0
BENGALS	70	1459	20.8	90	1
OPPONENTS	69	1642	23.8	95	1

FIELD GOALS	1-19	20-29	30-39	40-49	50+
Doug Pelfrey	1-1	7-7	10-11	5-9	0-0
BENGALS	1-1	7-7	10-11	5-9	0-0
OPPONENTS	0-0	9-9	6-7	9-12	1-2

Doug Pelfrey: (27G, 35G, 47G), (—), (33G, 21G, 35G, 37N), (44G), (42G, 31G, 40N), (19G), (—), (—), (41G, 49G, 34G), (32G, 34G), (30G), (36G, 20G), (42B, 22G, 34G), (49N, 23G, 26G), (47N), (25G).

PASSING	ATT	CMP	YDS	CMP%	YDS/ATT	TD	TD%	INT	INT%	LG	SKD-YDS	RAT
Jeff Blake	549	308	3624	56.1	6.60	24	4.4	14	2.6	61	44-278	80.3
Erik Wilhelm	13	7	90	53.8	6.92	1	7.7	2	15.4	38	3-16	61.9
Carl Pickens	1	1	12	100.0	12.00	0	0.0	0	0.0	12	0-0	116.7
BENGALS	563	316	3726	56.1	6.62	25	4.4	16	2.8	61	47-294	79.4
OPPONENTS	571	319	4028	55.9	7.05	22	3.9	34	6.0	57	32-202	66.1

## USUAL STARTERS

OFFENSE	DEFENSE
WR Carl Pickens	LDE John Copeland
LOT Willie Anderson,	LDT Dan Wilkinson
Melvin Tuten	RDT Tim Johnson
LG Rich Braham	RDE Artie Smith
C Darrick Brilz	LLB James Francis
RG Ken Blackman,	MLB Steve Tovar
Scott Brumfield	RLB Ricardo McDonald
ROT Joe Walter	LCB Ashley Ambrose
TE Tony McGee	RCB Jimmy Spencer
WR Darnay Scott	SS Bracey Walker
QB Jeff Blake	FS Bo Orlando
HB Garrison Hearst	
FB Jeff Cothran	

DEFENSE*	ST	AT	TT	SKS-YDS	INT-YDS	PD	FF	FR-YDS
Steve Tovar	74	30	104	3-15	4-42	11	0	0-0
Bo Orlando	72	12	84	1-6	2-0	7	1	0-0
James Francis	62	8	70	3-23	3-61	6	1	3-0
Bracey Walker	57	13	70	0-0	2-35	4	1	0-0
Jimmy Spencer	55	8	63	0-0	5-48	22	0	1-59
Ricardo McDonald	46	15	61	5-32	0-0	1	1	0-0
Ashley Ambrose	44	6	50	0-0	8-63	24	1	0-0
Dan Wilkinson	37	7	44	6.5-51.5	1-7	3	0	1-0
Tim Johnson	38	3	41	2.5-22	0-0	2	0	0-0
John Copeland	35	6	41	3-18.5	0-0	6	1	0-0
Corey Sawyer	32	6	38	1.5-11.5	2-0	10	1	0-0
Artie Smith	19	7	26	1-8	0-0	1	0	1-0
Jevon Langford	20	4	24	2-6	1-0	1	0	1-0
Tom Tumulty	16	8	24	0-0	0-0	1	0	0-0
Gerald Dixon	15	6	21	0-0	1-10	1	0	0-0
Greg Myers	17	1	18	0-0	2-10	3	0	0-0
Ramondo Stallings	13	2	15	2-6	0-0	0	2	0-0
Kimo von Oelhoffen	11	4	15	1-2.5	0-0	0	0	0-0
Rod Jones (Roderick)	13	1	14	0-0	2-2	4	0	0-0
Roger Jones	7	1	8	0-0	1-30	1	0	0-0
Sam Shade	6	2	8	0-0	0-0	0	0	0-0
Andre Collins	6	1	7	0-0	0-0	0	0	0-0
Tim Morabito	5	1	6	0.5-0	0-0	0	0	0-0
Kenny Davidson	1	0	1	0-0	0-0	0	0	1-0
Leonard Wheeler	1	0	1	0-0	0-0	0	0	0-0

SPECIAL TEAMS*	ST	AT	TT	FF	FR-YDS	BP	BFG	BXP
David Dunn	9	0	9	0	0-0	0	0	0
Tom Tumulty	8	1	9	0	0-0	0	0	0
Leonard Wheeler	8	1	9	0	0-0	0	0	0
Andre Collins	8	0	8	0	0-0	0	0	0
Eric Bieniemy	7	1	8	0	0-0	0	0	0
Greg Myers	6	2	8	0	0-0	0	0	0
Rod Jones (Roderick)	6	1	7	0	0-0	0	0	0
Gerald Dixon	5	1	6	0	0-0	0	0	0
Sam Shade	5	1	6	0	0-0	0	0	0
Ashley Ambrose	5	0	5	0	0-0	0	0	0
Bo Orlando	5	0	5	0	0-0	0	0	0
Marco Battaglia	4	0	4	0	1-0	0	0	0
Greg Trull	4	0	4	0	0-0	0	0	0
Roger Jones	2	2	4	0	0-0	0	0	0
James Hundon	3	0	3	0	0-0	0	0	0
Lee Johnson	3	0	3	0	0-0	0	0	0
Bracey Walker	3	0	3	0	0-0	0	0	0
Jeff Hill	2	0	2	0	1-0	0	0	0
Randy Neal	2	0	2	0	0-0	0	0	0
Jeff Cothran	1	0	1	0	0-0	0	0	0
Jevon Langford	1	0	1	0	0-0	0	0	0
Doug Pelfrey	1	0	1	0	0-0	0	0	0
Corey Sawyer	1	0	1	0	0-0	0	0	0

MISCELLANEOUS DEFENSE*	ST	AT	TT	FF	FR-YDS
Carl Pickens.....	2	0	2	0	0-0
Darnay Scott.....	2	0	2	0	0-0
Willie Anderson.....	1	0	1	0	0-0
Marco Battaglia.....	1	0	1	0	0-0
Rich Braham.....	1	0	1	0	0-0
Scott Brumfield.....	1	0	1	0	0-0
David Dunn.....	1	0	1	0	0-0
Garrison Hearst.....	1	0	1	0	0-0
Tony McGee.....	1	0	1	0	0-0



# 1997 STATISTICS

RECORD: 7-9-0

HEAD COACH: BRUCE COSLET

DATE	W-L	SCORE	OPPONENT	ATTENDANCE
8-31-97	W	24-21	ARIZONA	53,644
9-7-97	L	10-23	at Baltimore	52,968
9-14-97			— BYE —	
9-21-97	L	20-38	at Denver	73,871
9-28-97	L	14-31	N.Y. JETS	57,209
10-5-97	L	13-21	at Jacksonville	67,128
10-12-97	L	7-30	at Tennessee	17,071
10-19-97	L	10-26	PITTSBURGH	60,020
10-26-97	L	27-29	at N.Y. Giants	72,584
11-2-97	W	38-31	SAN DIEGO	53,754
11-9-97	W	28-13	at Indianapolis	58,473
11-16-97	L	3-20	at Pittsburgh	55,226
11-23-97	W	31-26	JACKSONVILLE	55,158
11-30-97	L	42-44	at Philadelphia	66,623
12-4-97	W	41-14	TENNESSEE	49,086
12-14-97	W	31-24	DALLAS	60,043
12-21-97	W	16-14	BALTIMORE	50,917

TEAM STATISTICS	BENGALS	OPPONENTS
TOTAL FIRST DOWNS	310	351
Rushing	104	141
Passing	171	188
Penalty	35	22
3rd Down: Made-Att	88-214	102-227
3rd Down Pct.	41.1	44.9
4th Down: Made-Att	10-20	11-16
4th Down Pct.	50.0	68.8
POSSESSION AVG.	27:56	32:04
TOTAL NET YARDS	5282	5682
Avg. Per Game	330.1	355.1
Total Plays	1002	1091
Avg. Per Play	5.3	5.2
NET YARDS RUSHING	1966	2223
Avg. Per Game	122.9	138.9
Total Rushes	452	514
NET YARDS PASSING	3316	3459
Avg. Per Game	207.3	216.2
Sacked-Yards Lost	46-287	35-209
Gross Yards	3603	3668
Att.-Completions	504-302	542-309
Completion Pct.	59.9	57.0
Had Intercepted	9	13
PUNTS-AVG.	81-42.9	69-44.7
Net Punting Avg.	35.9	40.3
PENALTIES-YARDS	98-877	107-951
FUMBLES-BALLS LOST	25-13	23-10
TOUCHDOWNS	46	48
Rushing	23	15
Passing	21	30
Returns	2	3

SCORE BY PERIODS	1	2	3	4	OT	PTS
BENGALS	77	110	80	88	0	355
OPPONENTS	65	108	90	142	0	405

SCORING	TD	TD-R	TD-P	TD-R	K-PAT	FG	S	PTS
Doug Pelfrey	0	0	0	0	41-43	12-16	0	77
Corey Dillon	10	10	0	0	—	—	0	60
Ki-Jana Carter	7	7	0	0	—	—	0	42
Tony McGee	6	0	6	0	—	—	0	38
Carl Pickens	5	0	5	0	—	—	0	30
Darnay Scott	5	0	5	0	—	—	0	30
Jeff Blake	3	3	0	0	—	—	0	18
Eric Beniemy	2	1	0	1	—	—	0	12
David Dunn	2	0	2	0	—	—	0	12
James Hundon	2	0	2	0	—	—	0	12
Brian Milne	2	2	0	0	—	—	0	12
Marco Battaglia	1	0	1	0	—	—	0	6
John Copeland	1	0	0	1	—	—	0	6
BENGALS	46	23	21	2	41-43	12-16	0	355
OPPONENTS	48	15	30	3	45-45	24-29	0	405

Two-point conversions: Tony McGee. BENGALS 1-3, OPPONENTS 0-3.

PASSING	ATT	CMP	YDS	CMP%	YDS/ATT	TD	TD%	INT	INT%	LG	SKD-YDS	RAT
Jeff Blake	317	184	2125	58.0	6.70	8	2.5	7	2.2	50t	39-244	77.6
Boomer Esiason	186	118	1478	63.4	7.95	13	7.0	2	1.1	77t	7-43	106.9
Ki-Jana Carter	1	0	0	0.0	0.00	0	0.0	0	0.0	—	0-0	39.6
BENGALS	504	302	3603	59.9	7.15	21	4.2	9	1.8	77t	46-287	88.3
OPPONENTS	542	309	3668	57.0	6.77	30	5.5	13	2.4	83t	35-209	86.2

RUSHING	ATT	YDS	AVG	LG	TD
Corey Dillon	233	1129	4.8	71t	10
Ki-Jana Carter	128	464	3.6	79t	7
Jeff Blake	45	234	5.2	16	3
Eric Beniemy	21	97	4.6	20t	1
Brian Milne	13	32	2.5	5	2
Boomer Esiason	8	11	1.4	8	0
Darnay Scott	1	6	6.0	6	0
Lee Johnson	1	0	0.0	0	0
Scottie Graham	1	-1	-1.0	-1	0
Carl Pickens	1	-6	-6.0	-6	0
BENGALS	452	1966	4.3	79t	23
OPPONENTS	514	2223	4.3	50t	15

RECEIVING	REC	YDS	AVG	LG	TD
Darnay Scott	54	797	14.8	77t	5
Carl Pickens	52	695	13.4	50t	5
Tony McGee	34	414	12.2	37	6
Eric Beniemy	31	249	8.0	21	0
David Dunn	27	414	15.3	39t	2
Corey Dillon	27	259	9.6	28	0
Brian Milne	23	138	6.0	20	0
Ki-Jana Carter	21	157	7.5	35	0
James Hundon	16	285	17.8	61	2
Marco Battaglia	12	149	12.4	34	1
Gunnard Twyner	4	45	11.3	16	0
Scottie Graham	1	1	1.0	1	0
BENGALS	302	3603	11.9	77t	21
OPPONENTS	309	3668	11.9	83t	30

INTERCEPTIONS	NO	YDS	AVG	LG	TD
Corey Sawyer	4	44	11.0	37	0
Ashley Ambrose	3	56	18.7	29	0
Tremain Mack	1	29	29.0	29	0
Greg Myers	1	25	25.0	25	0
Sam Shade	1	21	21.0	21	0
James Francis	1	7	7.0	7	0
Bo Orlando	1	3	3.0	3	0
Jimmy Spencer	1	-2	-2.0	-2	0
BENGALS	13	183	14.1	37	0
OPPONENTS	9	26	2.9	18	0

PUNTING	NO	YDS	AVG	NET	TB	IN-20	LG	BLK.
Lee Johnson	81	3471	42.9	35.9	8	27	66	0
BENGALS	81	3471	42.9	35.9	8	27	66	0
OPPONENTS	69	3082	44.7	40.3	5	21	59	0

PUNT RETURNS	NO	FC	YDS	AVG	LG	TD
Greg Myers	26	19	201	7.7	18	0
BENGALS	26	19	201	7.7	18	0
OPPONENTS	35	10	407	11.6	85t	2

KICKOFF RETURNS	NO	YDS	AVG	LG	TD
Eric Beniemy	34	789	23.2	102t	1
David Dunn	19	487	25.6	85	0
James Hundon	10	169	16.9	28	0
Corey Dillon	6	182	30.3	58	0
Gunnard Twyner	4	72	18.0	24	0
Ki-Jana Carter	1	9	9.0	9	0
BENGALS	74	1708	23.1	102t	1
OPPONENTS	67	1406	21.0	45	0

FIELD GOALS	1-19	20-29	30-39	40-49	50+
Doug Pelfrey	0-0	4-4	3-3	5-7	0-2
BENGALS	0-0	4-4	3-3	5-7	0-2
OPPONENTS	1-1	7-8	8-10	8-10	0-0

Doug Pelfrey: (38G), (46G, 51N, 43N, 46B), (56N, 38G, 43G), (—), (—), (—), (33G), (—), (27G), (—), (25G), (20G), (—), (26G, 40G), (42G), (44G).

Opponents: (—), (37G, 32G, 41G), (25G), (44G, 36N), (27N), (40N, 47G, 45G, 19G), (43G, 32G), (35G), (45G), (31N, 42G, 45G), (34G, 25G), (21G, 35G, 29G, 25G), (33G, 25G, 31G), (—), (23G), (44N).

## USUAL STARTERS

OFFENSE	DEFENSE
WR Carl Pickens	LDE John Copeland
LOT Kevin Sargent,	NT Kim von Oelhoffen
Rod Jones	RDE Dan Wilkinson
LG Rich Braham	LOLB James Francis
C Darrick Brilz	LILB Tom Tumulty
RG Ken Blackman	RILB Ricardo McDonald
ROT Willie Anderson	ROLB Gerald Dixon
TE Tony McGee	LCB Ashley Ambrose
WR Darnay Scott	RCB Jimmy Spencer
QB Jeff Blake	SS Sam Shade
HB Ki-Jana Carter,	FS Greg Myers
Corey Dillon	
FB Brian Milne	

DEFENSE*	ST	AT	TT	SKS-YDS	INT-YDS	PD	FF	FR-YDS
Sam Shade	81	15	96	4-25	1-21	7	1	1-0
Greg Myers	67	15	82	0-0	1-25	6	0	0-0
Ricardo McDonald	50	14	64	1-5	0-0	3	0	0-0
Ashley Ambrose	57	2	59	1-10	3-56	26	0	2-0
James Francis	46	11	57	3.5-9.5	1-7	6	2	1-0
Tom Tumulty	40	16	56	1-5	0-0	2	0	0-0
Gerald Dixon	41	9	50	8.5-55.5	0-0	2	1	0-0
John Copeland	35	14	49	3-16	0-0	1	0	2-25
Tito Paul	41	7	48	0-0	0-0	6	0	1-0
Kimo von Oelhoffen	32	10	42	0-0	0-0	0	0	0-0
Brentson Buckner	37	3	39	0-0	0-0	0	2	0-0
Jimmy Spencer	36	2	38	0-0	1-(-2)	12	0	0-0
Steve Tovar	30	6	36	0-0	0-0	1	0	0-0
Dan Wilkinson	24	10	34	5-29	0-0	2	1	0-0
Corey Sawyer	28	3	31	0-0	4-44	13	0	0-0
Andre Collins	25	5	30	3-10	0-0	0	0	1-0
Reinard Wilson	22	2	24	3-23	0-0	1	1	0-0
Bo Orlando	20	4	24	1-7	1-3	4	1	0-0
Billy Granville	16	4	20	0-0	0-0	2	0	0-0
Tremain Mack	14	4	18	0-0	1-29	1	0	0-0
Jevon Langford	9	5	14	1-14	0-0	1	0	0-0
Ramondo Stallings	6	0	6	0-0	0-0	0	0	0-0
Andre Purvis	2	1	3	0-0	0-0	0	0	0-0
Tim Terry	2	1	3	0-0	0-0	0	0	0-0
Canute Curtis	2	0	2	0-0	0-0	0	0	0-0
Anthone Lott	1	0	1	0-0	0-0	0	0	0-0

SPECIAL TEAMS*	ST	AT	TT	FF	FR-YDS	BP	BFG	BXP
Andre Collins	17	2	19	0	0-0	0	0	0
Sam Shade	15	2	17	1	0-0	0	0	0
Gerald Dixon	15	0	15	0	0-0	0	0	0
Steve Tovar	7	1	8	0	0-0	0	0	0
Greg Truitt	7	0	7	0	0-0	0	0	0
Greg Myers	5	1	6	0	0-0	0	0	0
Corey Sawyer	4	1	5	0	0-0	0	0	0
Marco Battaglia	4	0	4	0	1-0	0	0	0
Billy Granville	3	1	4	1	0-0	0	0	0
Eric Beniemy	3	0	3	0	0-0	0	0	0
Steve Bush	3	0	3	0	0-0	0	0	0
Bo Orlando	2	1	3	0	1-0	0	0	0
Tim Terry	2	1	3	0	0-0	0	0	0
Tom Tumulty	2	1	3	0	0-0	0	0	0
Ricardo McDonald	2	0	2	0	0-0	0	0	0
Canute Curtis	1	0	1	0	0-0	0	0	0
James Hundon	1	0	1	0	0-0	0	0	0
Mike Jenkins	1	0	1	0	0-0	0	0	0
Tito Paul	1	0	1	0	0-0	0	0	0
Lawrence Wright	1	0	1	0	0-0	0	0	0
Brian Milne	0	1	1	0	0-0	0	0	0

MISCELLANEOUS DEFENSE*	ST	AT	TT	FF	FR-YDS
David Dunn	3	0	3	0	0-0
Darnay Scott	2	0	2	0	0-0
Kevin Sargent	1	1	2	0	0-0
Willie Anderson	1	0	1	0	0-0
Eric Beniemy	1	0	1	0	0-0
Ken Blackman	1	0	1	0	0-0
Ki-Jana Carter	1	0	1	0	0-0
James Hundon	1	0	1	0	0-0
Carl Pickens	1	0	1	0	0-0
Darrick Brilz	0	1	1	0	0-0

\* NOTE: All defensive statistics above are press box statistics produced at the games.



# 1998 STATISTICS

RECORD: 3-13-0

HEAD COACH: BRUCE COSLET

DATE	W-L	SCORE	OPPONENT	ATTENDANCE
9-6-98	L	14-23	TENNESSEE	55,848
9-13-98	W	34-28 (OT)	at Detroit	66,354
9-20-98	L	6-13	GREEN BAY	56,346
9-27-98	L	24-31	at Baltimore	68,154
10-4-98			— BYE —	
10-11-98	W	25-20	PITTSBURGH	59,979
10-18-98	L	14-44	at Tennessee	33,288
10-25-98	L	10-27	at Oakland	40,089
11-1-98	L	26-33	DENVER	59,974
11-8-98	L	11-24	at Jacksonville	67,040
11-15-98	L	3-24	at Minnesota	64,232
11-22-98	L	13-20	BALTIMORE	52,571
11-29-98	L	17-34	JACKSONVILLE	55,432
12-6-98	L	20-33	BUFFALO	54,359
12-13-98	L	26-39	at Indianapolis	55,179
12-20-98	W	25-24	at Pittsburgh	52,017
12-27-98	L	0-35	TAMPA BAY	49,826

TEAM STATISTICS	BENGALS	OPPONENTS
TOTAL FIRST DOWNS	271	310
Rushing	92	142
Passing	148	152
Penalty	31	16
3rd Down: Made-Att	76-224	89-200
3rd Down Pct.	33.9	44.5
4th Down: Made-Att	11-29	4-9
4th Down Pct.	37.9	44.4
POSSESSION AVG.	28:31	31:29
TOTAL NET YARDS	4824	5763
Avg. Per Game	301.5	360.2
Total Plays	979	992
Avg. Per Play	4.9	5.8
NET YARDS RUSHING	1639	2612
Avg. Per Game	102.4	163.3
Total Rushes	405	558
NET YARDS PASSING	3185	3151
Avg. Per Game	199.1	196.9
Sacked-Yards Lost	53-360	28-199
Gross Yards	3545	3350
Att.-Completions	521-307	406-233
Completion Pct.	58.9	57.4
Had Intercepted	12	13
PUNTS-AVG.	81-44.2	64-44.5
Net Punting Avg.	35.2	39.6
PENALTY-YARDS	69-620	127-1012
FUMBLES-BALLS LOST	21-10	12-7
TOUCHDOWNS	31	53
Rushing	7	23
Passing	20	23
Returns	4	7

SCORE BY PERIODS	1	2	3	4	OT	PTS
BENGALS	26	90	66	80	6	268
OPPONENTS	113	143	99	97	0	452

SCORING	TD	TD-R	TD-P	TD-R	K-PAT	FG	S	PTS
Doug Pelfrey	0	0	0	0	21-21	19-27	0	78
Darnay Scott	7	0	7	0	—	—	0	42
Carl Pickens	5	0	5	0	—	—	0	32
Corey Dillon	5	4	1	0	—	—	0	30
Damon Gibson	4	0	3	1	—	—	0	24
Brandon Bennett	2	2	0	0	—	—	0	12
Marco Battaglia	1	0	1	0	—	—	0	6
James Hundon	1	0	1	0	—	—	0	6
Tremain Mack	1	0	0	1	—	—	0	6
Tony McGee	1	0	1	0	—	—	0	6
Brian Milne	1	1	0	0	—	—	0	6
Corey Sawyer	1	0	0	1	—	—	0	6
Sam Shade	1	0	0	1	—	—	0	6
Stepfret Williams	1	0	1	0	—	—	0	6
Paul Justin	0	0	0	0	—	—	0	2
BENGALS	31	7	20	4	21-21	19-27	0	268
OPPONENTS	53	23	23	7	51-51	27-31	0	452

Two-point conversions: Paul Justin, Carl Pickens. BENGALS 2-9, OPPONENTS 1-2.

RUSHING	ATT	YDS	AVG	LG	TD
Corey Dillon	262	1130	4.3	66	4
Brandon Bennett	77	243	3.2	17	2
Jeff Blake	15	103	6.9	18	0
Eric Bieniemy	17	56	3.3	9	0
Brian Milne	10	41	4.1	10	1
Neil O'Donnell	13	34	2.6	10	0
Darnay Scott	2	10	5.0	8	0
Damon Gibson	1	9	9.0	9	0
Michael Blair	1	4	4.0	4	0
Ki-Jana Carter	2	4	2.0	4	0
Carl Pickens	2	4	2.0	4	0
Paul Justin	1	2	2.0	2	0
Brad Costello	1	0	0.0	0	0
Eric Kresser	1	-1	-1.0	-1	0
BENGALS	405	1639	4.0	66	7
OPPONENTS	558	2612	4.7	67	23

RECEIVING	REC	YDS	AVG	LG	TD
Carl Pickens	82	1023	12.5	67	5
Darnay Scott	51	817	16.0	70	7
Corey Dillon	28	178	6.4	41	1
Eric Bieniemy	27	153	5.7	15	0
Brian Milne	26	124	4.8	18	0
Tony McGee	22	363	16.5	40	1
Damon Gibson	19	258	13.6	76	3
James Hundon	10	112	11.2	17	1
Marco Battaglia	10	47	4.7	16	1
Brandon Bennett	8	153	19.1	55	0
Willie Jackson	7	165	23.6	47	0
Stepfret Williams	6	81	13.5	19	1
Ki-Jana Carter	6	25	4.2	8	0
Steve Bush	4	39	9.8	18	0
Michael Blair	1	7	7.0	7	0
BENGALS	307	3545	11.5	76	20
OPPONENTS	233	3350	14.4	73	23

INTERCEPTIONS	NO	YDS	AVG	LG	TD
Sam Shade	3	33	11.0	32	0
Artrell Hawkins	3	21	7.0	12	0
Ashley Ambrose	2	0	0.0	0	0
Corey Sawyer	1	58	58.0	58	1
Brian Simmons	1	18	18.0	18	0
Adrian Ross	1	11	11.0	11	0
John Copeland	1	3	3.0	3	0
Thomas Randolph	1	0	0.0	0	0
BENGALS	13	144	11.1	58	1
OPPONENTS	12	206	17.2	56	1

PUNTING	NO	YDS	AVG	NET	TB	IN-20	LG	BLK.
Lee Johnson	69	3083	44.7	35.6	8	14	69	1
Brad Costello	10	495	49.5	32.7	3	0	73	1
BENGALS	81	3578	44.2	35.2	11	14	73	2
OPPONENTS	64	2850	44.5	39.6	4	29	72	0

PUNT RETURNS	NO	FC	YDS	AVG	LG	TD
Damon Gibson	27	19	218	8.1	65	1
Stepfret Williams	2	3	16	8.0	10	0
BENGALS	29	22	234	8.1	65	1
OPPONENTS	36	15	503	14.0	87	1

KICKOFF RETURNS	NO	YDS	AVG	LG	TD
Tremain Mack	45	1165	25.9	97	1
Damon Gibson	17	372	21.9	30	0
Eric Bieniemy	5	87	17.4	22	0
Brandon Bennett	3	61	20.3	21	0
Marco Battaglia	1	5	5.0	5	0
Stepfret Williams	1	20	20.0	20	0
BENGALS	72	1710	23.8	97	1
OPPONENTS	46	1199	26.1	51	0

FIELD GOALS	1-19	20-29	30-39	40-49	50+
Doug Pelfrey	1-1	4-4	6-7	6-10	2-5
BENGALS	1-1	4-4	6-7	6-10	2-5
OPPONENTS	0-1	5-6	12-12	8-10	2-2

Doug Pelfrey: (—), (35N, 48B), (37G, 19G), (48G), (44G, 48G), (—), (53N, 51G), (25G, 23G, 52N), (50G), (37G), (40G, 34G), (42N, 30G), (—), (41G, 26G), (33G, 37G, 43G, 53N, 46N, 21G), (40N).

Opponents: (38G, 31G, 48G, 47N), (—), (30G, 35G), (46G), (40G, 40G), (35G, 38G, 42G), (28N, 22G, 48G, 48N), (33G, 37G), (39G), (32G), (34G, 23G), (23G, 47G), (20G, 52G, 46G, 34G), (50G), (22G), (18N).

PASSING	ATT	CMP	YDS	CMP%	YDS/ATT	TD	TD%	INT	INT%	LG	SKD-YDS	RAT
Neil O'Donnell	343	212	2216	61.8	6.46	15	4.4	4	1.2	76	30-217	90.2
Jeff Blake	93	51	739	54.8	7.95	3	3.2	3	3.2	67	15-79	78.2
Paul Justin	63	34	426	54.0	6.76	1	1.6	3	4.8	41	7-60	60.7
Eric Kresser	21	10	164	47.6	7.81	1	4.8	2	9.5	37	0-0	50.6
Doug Pelfrey	1	0	0	0.0	0.00	0	0.0	0	0.0	0	0-0	39.6
Corey Dillon	0	0	0	—	—	0	—	0	—	—	1-4	—
BENGALS	521	307	3545	58.9	6.80	20	3.8	12	2.3	76	53-360	82.7
OPPONENTS	406	233	3350	57.4	8.25	23	5.7	13	3.2	73	28-199	89.8

## USUAL STARTERS

OFFENSE	DEFENSE
WR Carl Pickens	LDE Michael Bankston
LOT Kevin Sargent	NT Kim von Oelhoffen
LG Rich Braham	RDE Clyde Simmons
C Darrick Briz	LILB James Francis
RG Ken Blackman,	RILB Brian Simmons
Mike Goff	Takeo Spikes
ROT Willie Anderson	ROLB Reinard Wilson
TE Tony McGee	LCB Ashley Ambrose
WR Darnay Scott	RCB Artrell Hawkins
QB Neil O'Donnell	SS Sam Shade
HB Corey Dillon	FS Greg Myers
FB Brian Milne	

DEFENSE*	ST	AT	TT	SKS-YDS	INT-YDS	PD	FF	FR-YDS
Takeo Spikes	95	17	112	2-19	0-0	0	0	0-0
Brian Simmons	62	16	78	3-18	1-18	2	1	1-22
Sam Shade	60	18	78	1-8	3-33	6	0	2-55
Artrell Hawkins	65	5	70	1-9	3-21	17	2	1-25
Michael Bankston	49	21	70	4.5-19.5	0-0	1	0	1-5
Greg Myers	54	15	69	0-0	0-0	4	0	1-0
Reinard Wilson	46	17	63	6-39.5	0-0	1	2	0-0
Myron Bell	45	3	48	1-8	0-0	3	0	0-0
Kimo von Oelhoffen	36	9	45	0-0	0-0	3	0	0-0
Ashley Ambrose	36	4	40	0-0	2-0	15	0	0-0
James Francis	32	5	37	0-0	0-0	5	2	0-0
Clyde Simmons	28	2	30	5-37	0-0	2	1	0-0
Jevon Langford	17	7	24	0.5-5	0-0	0	0	0-0
Tom Tumulty	17	5	22	0.5-6	0-0	2	1	0-0
Thomas Randolph	19	1	20	0-0	1-0	7	0	0-0
Adrian Ross	12	2	14	0-0	1-11	4	0	0-0
Steve Foley	11	1	12	2-18	0-0	0	0	0-0
Corey Sawyer	9	1	10	0-0	1-58	3	0	0-0
Billy Granville	4	5	9	0-0	0-0	1	0	0-0
Glen Steele	6	1	7	0-0	0-0	0	0	0-0
Mike Thompson	3	4	7	0.5-6	0-0	0	0	0-0
Andre Purvis	4	2	6	1-6	0-0	0	0	0-0
John Copeland	5	0	5	0-0	1-3	1	0	0-0
Kelvin Moore	2	1	3	0-0	0-0	0	0	0-0
Tremain Mack	2	0	2	0-0	0-0	0	0	0-0
Canute Curtis	1	1	2	0-0	0-0	0	0	0-0

SPECIAL TEAMS*	ST	AT	TT	FF	FR-YDS	BP	BFG	BXP
Billy Granville.....	10	2	12	1	1-0	0	0	0
Eric Bieniemy.....	10	0	10	0	0-0	0	0	0
Greg Myers.....	7	2	9	0	0-0	0	0	0
Marco Battaglia.....	6	2	8	0	0-0	0	0	0
Adrian Ross.....	7	0	7	0	0-0	0	0	0
Sam Shade.....	6	1	7	0	0-0	0	0	0
Thomas Randolph.....	5	0	5	0	0-0	0	0	0
Brian Simmons.....	5	0	5	0	0-0	0	0	0
Steve Foley.....	3	0	3	1	0-0	0	0	0
Damon Gibson.....	3	0	3	0	0-0	0	0	0
Jimmy Sprotte.....	3	0	3	0	0-0	0	0	0
Steve Bush.....	2	0	2	0	0-0	0	0	0
Canute Curtis.....	2	0	2	0	0-0	0	0	0
Tremain Mack.....	2	0	2	0	0-0	0	0	0
Takeo Spikes.....	2	0	2	0	0-0	0	0	0
Myron Bell.....	1	0	1	0	0-0	0	0	0
Roosevelt Blackmon.....	1	0	1	0	0-0	0	0	0
Brad Costello.....	1	0	1	0	0-0	0	0	0
Corey Dillon.....	1	0	1	0	0-0	0	0	0
Artrell Hawkins.....	1	0	1	0	0-0	0	0	0
Lee Johnson.....	1	0	1	0	0-0	0	0	0
Tony McGee.....	1	0	1	0	0-0	0	0	0
Brian Milne.....	1	0	1	0	0-0	0	0	0
Greg Truitt.....	1	0	1	0	0-0	0	0	0
Tom Turnulty.....	0	1	1	0	0-0	0	0	0

# 1999 STATISTICS

RECORD: 4-12-0

HEAD COACH: BRUCE COSLET

DATE	W-L	SCORE	OPPONENT	ATTENDANCE
9-12-99	L	35-36	at Tennessee	65,272
9-19-99	L	7-34	SAN DIEGO	47,660
9-26-99	L	3-27	at Carolina	61,269
10-3-99	L	10-38	ST. LOUIS	45,481
10-10-99	W	18-17	at Cleveland	73,048
10-17-99	L	3-17	PITTSBURGH	59,669
10-24-99	L	10-31	at Indianapolis	55,996
10-31-99	L	10-41	JACKSONVILLE	49,138
11-7-99	L	20-37	at Seattle	66,303
11-14-99	L	14-24	TENNESSEE	46,017
11-21-99	L	31-34	BALTIMORE	43,279
11-28-99	W	27-20	at Pittsburgh	50,907
12-5-99	W	44-30	SAN FRANCISCO	53,463
12-12-99	W	44-28	CLEVELAND	59,972
12-19-99			— BYE —	
12-26-99	L	0-22	at Baltimore	68,036
1-2-00	L	7-24	at Jacksonville	70,532

TEAM STATISTICS	BENGALS	OPPONENTS
TOTAL FIRST DOWNS	293	316
Rushing	111	99
Passing	161	189
Penalty	21	28
3rd Down: Made-Att	93-235	85-209
3rd Down Pct.	39.6	40.7
4th Down: Made-Att	7-23	5-13
4th Down Pct.	30.4	38.5
POSSESSION AVG.	29:59	30:01
TOTAL NET YARDS	5277	5497
Avg. Per Game	329.8	343.6
Total Plays	1039	1011
Avg. Per Play	5.1	5.4
NET YARDS RUSHING	2051	1699
Avg. Per Game	128.2	106.2
Total Rushes	442	454
NET YARDS PASSING	3226	3798
Avg. Per Game	201.6	237.4
Sacked-Yards Lost	49-278	35-229
Gross Yards	3504	4027
Att.-Completions	548-300	522-312
Completion Pct.	54.7	59.8
Had Intercepted	18	12
PUNTS-AVG.	84-38.3	71-44.2
Net Punting Avg.	84-31.2	71-36.1
PENALTY-YARDS	126-1027	105-835
FUMBLES-BALLS LOST	34-14	27-15
TOUCHDOWNS	33	53
Rushing	11	22
Passing	18	28
Returns	4	3

SCORE BY PERIODS	1	2	3	4	OT	PTS
BENGALS	91	70	58	64	0	283
OPPONENTS	124	166	92	78	0	460

SCORING	TD	TD-R	TD-P	TD-Rt	K-PAT	FG	S	PTS
Doug Pelfrey	0	0	0	0	27-27	18-27	0	81
Darnay Scott	7	0	7	0	—	—	0	42
Corey Dillon	6	5	1	0	—	—	0	36
Carl Pickens	6	0	6	0	—	—	0	36
Willie Jackson	2	0	2	0	—	—	0	14
Jeff Blake	2	2	0	0	—	—	0	12
Tony McGee	2	0	2	0	—	—	0	12
Craig Yeast	2	0	0	2	—	—	0	12
Ki-Jana Carter	1	1	0	0	—	—	0	6
Clif Groce	1	1	0	0	—	—	0	6
Rodney Heath	1	0	0	1	—	—	0	6
Tremain Mack	1	0	0	1	—	—	0	6
Sedrick Shaw	1	1	0	0	—	—	0	6
Akili Smith	1	1	0	0	—	—	0	6
Brian Milne	0	0	0	0	—	—	0	2
BENGALS	33	11	18	4	27-27	18-27	0	283
OPPONENTS	53	22	28	3	49-50	29-32	1	460
Two-point conversions: Willie Jackson, Brian Milne.								
BENGALS 2-6, OPPONENTS 2-3.								

PASSING	ATT	CMP	YDS	CMP%	YDS/ATT	TD	TD%	INT	INT%	LG	SKD-YDS	RAT
Jeff Blake	389	215	2670	55.3	6.86	16	4.1	12	3.1	76t	30-168	77.6
Akili Smith	153	80	805	52.3	5.26	2	1.3	6	3.9	39	19-110	55.6
Scott Covington	5	4	23	80.0	4.60	0	0.0	0	0.0	8	0-0	85.8
Carl Pickens	1	1	6	100.0	6.00	0	0.0	0	0.0	6	0-0	91.7
BENGALS	548	300	3504	54.7	6.39	18	3.3	18	3.3	76t	49-278	71.6
OPPONENTS	522	312	4027	59.8	7.71	28	5.4	12	2.3	73	35-229	92.3

RUSHING	ATT	YDS	AVG	LG	TD
Corey Dillon	263	1200	4.6	50	5
Jeff Blake	63	332	5.3	16	2
Michael Basnight	62	308	5.0	46	0
Akili Smith	19	114	6.0	24	1
Brian Milne	3	30	10.0	26	0
Nick Luchey	10	30	3.0	8	0
Clif Groce	8	22	2.8	8	1
Sedrick Shaw	4	20	5.0	10	1
Ki-Jana Carter	6	15	2.5	8	1
Scott Covington	2	-4	-2.0	-2	0
Craig Yeast	2	-16	-8.0	-3	0
BENGALS	442	2051	4.6	50	11
OPPONENTS	454	1699	3.7	67t	22

RECEIVING	REC	YDS	AVG	LG	TD
Darnay Scott	68	1022	15.0	76t	7
Carl Pickens	57	737	12.9	75t	6
Willie Jackson	31	369	11.9	29	2
Corey Dillon	31	290	9.4	23	1
Tony McGee	26	344	13.2	35	2
Clif Groce	25	154	6.2	14	0
Michael Basnight	16	172	10.8	47	0
Marco Battaglia	14	153	10.9	30	0
Damon Griffin	12	112	9.3	20	0
Nick Luchey	10	96	9.6	19	0
Ki-Jana Carter	3	24	8.0	11	0
Craig Yeast	3	20	6.7	8	0
Sedrick Shaw	1	-4	-4.0	-4	0
Akili Smith	1	6	6.0	6	0
James Hundon	1	5	5.0	5	0
Steve Bush	1	4	4.0	4	0
BENGALS	300	3504	11.7	76t	18
OPPONENTS	312	4027	12.9	73	28

INTERCEPTIONS	NO	YDS	AVG	LG	TD
Rodney Heath	3	72	24.0	58t	1
John Copeland	2	16	8.0	12	0
Takeo Spikes	2	7	3.5	7	0
Myron Bell	1	5	5.0	5	0
Roosevelt Blackmon	1	0	0.0	0	0
Tom Carter	1	0	0.0	0	0
Cory Hall	1	0	0.0	0	0
Greg Myers	1	0	0.0	0	0
BENGALS	12	100	8.3	58t	1
OPPONENTS	18	305	16.9	44	1

PUNTING	NO	YDS	AVG	NET	TB	IN-20	LG	BLK.
Will Brice	60	2475	41.3	32.1	4	12	72	2
Brad Costello	22	744	33.8	28.7	1	1	44	0
BENGALS	84	3219	38.3	31.2	5	13	72	2
OPPONENTS	71	3136	44.2	36.1	8	25	70	0

PUNT RETURNS	NO	FC	YDS	AVG	LG	TD
Damon Griffin	23	3	195	8.5	34	0
Craig Yeast	10	6	209	20.9	86t	2
Willie Jackson	2	1	6	3.0	8	0
BENGALS	35	10	410	11.7	86t	2
OPPONENTS	45	13	498	11.1	84t	1

KICKOFF RETURNS	NO	YDS	AVG	LG	TD
Tremain Mack	51	1382	27.1	99t	1
Damon Griffin	15	296	19.7	42	0
Nick Luchey	8	109	13.6	24	0
Willie Jackson	6	179	29.8	46	0
Craig Yeast	3	50	16.7	22	0
Corey Dillon	1	4	4.0	4	0
BENGALS	84	2020	24.0	99t	1
OPPONENTS	57	1068	18.7	39	0

FIELD GOALS	1-19	20-29	30-39	40-49	50+
Doug Pelfrey	1-1	9-11	7-12	0-2	1-1
BENGALS	1-1	9-11	7-12	0-2	1-1
OPPONENTS	3-3	11-12	6-8	7-7	2-2
Doug Pelfrey: (33G, 38G), (—), (47N, 37N, 30N, 39G), (36G, 33N), (27G, 26G), (37G, 41N), (32G), (29G), (50G, 34G), (32N), (39B, 19G), (29G, 29G, 25N), (29G, 24G, 27G), (28G), (20B), (—).					
Opponents: (50G, 33G), (27G, 23G, 21G, 42G), (48G, 21G), (19G), (33G), (43G), (22G, 37B), (43G, 21G), (29G, 45G, 35G), (26G), (25G, 50G), (35G, 33G), (47G), (—), (24G, 48G, 19G, 30G, 19G), (34N, 27G, 28N).					

## USUAL STARTERS

OFFENSE		DEFENSE	
WR	Carl Pickens	LDE	John Copeland
LOT	Rod Jones	NT	Oliver Gibson
LG	Matt O'Dwyer	RDE	Michael Bankston
C	Rich Braham		Jevon Langford
RG	Jay Leeuwenburg	LOLB	Steve Foley
	Brian DeMarco	LILB	Brian Simmons
ROT	Willie Anderson	RILB	Takeo Spikes
TE	Tony McGee	ROLB	Adrian Ross
WR	Darnay Scott	LCB	Rodney Heath
QB	Jeff Blake	RCB	Artrell Hawkins
HB	Corey Dillon	SS	Myron Bell
FB	Clif Groce	FS	Cory Hall

DEFENSE*	ST	AT	TT	SKS-YDS	INT-YDS	PD	FF	FR-YDS
Brian Simmons	90	21	111	3-20	0-0	5	0	1-0
Takeo Spikes	82	23	105	3-14	2-7	6	4	4-0
Myron Bell	54	19	73	2-14.5	1-5	3	0	0-0
Artrell Hawkins	61	7	68	0-0	0-0	16	2	1-0
Michael Bankston	39	17	56	6-30	0-0	1	0	0-0
Cory Hall	36	13	49	0-0	1-0	3	0	0-0
Rodney Heath	43	3	46	0-0	3-72	18	2	1-(-4)
Oliver Gibson	31	10	41	4.5-31	0-0	1	0	1-0
John Copeland	31	7	38	4-22.5	2-16	3	2	0-0
Steve Foley	34	3	37	3.5-28	0-0	2	1	2-0
Greg Myers	33	4	37	0-0	1-0	5	1	1-21
Kimo von Oelhoffen	24	2	26	4-30	0-0	1	1	1-0
Ty Howard	25	0	25	0-0	0-0	4	0	0-0
Jevon Langford	19	6	25	0-0	0-0	1	0	0-0
Reinard Wilson	14	6	20	3-24	0-0	0	1	0-0
Adrian Ross	15	3	18	1-7	0-0	1	1	0-0
Roosevelt Blackmon	13	5	18	0-0	1-0	4	0	0-0
Rico Clark	13	2	15	0-0	0-0	5	0	0-0
Glen Steele	13	1	14	0-0	0-0	0	0	0-0
Tremain Mack	9	2	11	0-0	0-0	1	0	0-0
Tom Carter	8	0	8	0-0	1-0	1	0	0-0
Lawrence Wright	4	4	8	0-0	0-0	0	0	0-0
Canute Curtis	6	1	7	1-8	0-0	0	0	0-0
Charles Fisher	1	1	2	0-0	0-0	0	0	0-0
Andre Purvis	1	1	2	0-0	0-0	0	0	0-0
Billy Granville	1	0	1	0-0	0-0	0	0	0-0

SPECIAL TEAMS*	ST	AT	TT	FF	FR-YDS	BP	BFG	BXP
Lawrence Wright .....	14	1	15	0	1-0	0	0	0
Canute Curtis .....	7	3	10	0	0-0	0	0	0
Billy Granville .....	6	4	10	0	0-0	0	0	0
Cory Hall .....	6	0	6	0	1-0	0	0	0
Reinard Wilson .....	5	1	6	0	0-0	0	0	0
Steve Foley .....	5	0	5	0	0-0	0	0	0
Damon Griffin .....	5	0	5	0	0-0	0	0	0
Tremain Mack .....	5	0	5	0	0-0	0	1	0
Greg Myers .....	4	1	5	0	0-0	0	0	0
Adrian Ross .....	4	1	5	0	0-0	0	0	0
Brian Simmons .....	3	2	5	0	0-0	0	0	0
Michael Basnight .....	3	1	4	1	0-0	0	0	0
Will Brice .....	3	0	3	0	0-0	0	0	0
Rico Clark .....	3	0	3	0	0-0	0	0	0
Brad Costello .....	3	0	3	0	0-0	0	0	0
Takeo Spikes .....	3	0	3	0	0-0	0	0	0
Rodney Heath .....	2	1	3	0	1-0	0	0	0
Ty Howard .....	2	1	3	0	0-0	0	0	0
James Hundon .....	2	0	2	0	0-0	0	0	0
Tony McGee .....	2	0	2	0	0-0	0	0	0
Ben Peterson .....	2	0	2	0	0-0	0	0	0
Myron Bell .....	1	0	1	0	0-0	0	0	0
Brian Milne .....	1	0	1	0	0-0	0	0	0
Doug Pelfrey .....	1	0	1	0	0-0	0	0	0
Jimmy Snortle .....	1	0	1	0	0-0	0	0	0

# 2000 STATISTICS

RECORD: 4-12-0

HEAD COACH: BRUCE COSLET (GAMES 1-3; RECORD 0-3),  
DICK LeBEAU (GAMES 4-16; RECORD 4-9)

DATE	W-L	SCORE	OPPONENT	ATTENDANCE
9-3-00			— BYE —	
9-10-00	L	7-24	CLEVELAND	64,006
9-17-00	L	0-13	at Jacksonville	45,653
9-24-00	L	0-37	at Baltimore	68,481
10-1-00	L	16-31	MIAMI	61,535
10-8-00	L	14-23	TENNESSEE	63,406
10-15-00	L	0-15	at Pittsburgh	54,328
10-22-00	W	31-21	DENVER	61,603
10-29-00	W	12-3	at Cleveland	73,118
11-5-00	L	7-27	BALTIMORE	54,759
11-12-00	L	6-23	at Dallas	62,170
11-19-00	L	13-16	at New England	60,292
11-26-00	L	28-48	PITTSBURGH	63,925
12-3-00	W	24-13	ARIZONA	50,289
12-10-00	L	3-35	at Tennessee	68,498
12-17-00	W	17-14	JACKSONVILLE	50,469
12-24-00	L	7-16	at Philadelphia	64,902

TEAM STATISTICS	BENGALS	OPPONENTS
TOTAL FIRST DOWNS.....	254	307
Rushing.....	119	101
Passing.....	109	182
Penalty.....	26	24
3rd Down: Made-Att.....	77-227	102-239
3rd Down Pct.....	33.9	42.7
4th Down: Made-Att.....	10-25	4-13
4th Down Pct.....	40.0	30.8
POSSESSION AVG.....	27:13	32:47
TOTAL NET YARDS.....	4260	5487
Avg. Per Game.....	266.3	342.9
Total Plays.....	1001	1068
Avg. Per Play.....	4.3	5.1
NET YARDS RUSHING.....	2314	1925
Avg. Per Game.....	144.6	120.3
Total Rushes.....	495	504
NET YARDS PASSING.....	1946	3562
Avg. Per Game.....	121.6	222.6
Sacked-Yards Lost.....	52-273	26-168
Gross Yards.....	2219	3730
Att.-Completions.....	454-207	538-318
Completion Pct.....	45.6	59.1
Had Intercepted.....	14	9
PUNTS-AVG.....	94-40.2	80-41.7
Punting Avg.....	33.1	35.5
PENALTIES-YARDS.....	99-878	115-924
FUMBLES-BALLS LOST.....	37-21	22-12
TOUCHDOWNS.....	21	40
Rushing.....	13	12
Passing.....	6	26
Returns.....	2	2

SCORE BY PERIODS	1	2	3	4	OT	PTS
BENGALS.....	24	74	41	46	0	185
OPPONENTS.....	92	106	91	70	0	359

SCORING	TD	TD-R	TD-P	TD-Rt	K-PAT	FG	S	PTS
Neil Rackers.....	0	0	0	0	21-21	12-21	0	57
Corey Dillon.....	7	7	0	0	—	—	0	42
Peter Warrick.....	7	2	4	1	—	—	0	42
Brandon Bennett.....	3	3	0	0	—	—	0	18
Ron Dugans.....	1	0	1	0	—	—	0	6
Tony McGee.....	1	0	1	0	—	—	0	6
Scott Mitchell.....	1	1	0	0	—	—	0	6
Darryl Williams.....	1	0	0	1	—	—	0	6
(team).....	—	—	—	—	—	—	1	2
BENGALS.....	21	13	6	2	21-21	12-21	1	185
OPPONENTS.....	40	12	26	2	39-40	26-36	1	359

Two-point conversions: None. BENGALS 0-0, OPPONENTS 0-0.

PASSING	ATT	CMP	YDS	CMP%	YDS/ATT	TD	TD%	INT	INT%	LG	SKD-YDS	RAT
Akili Smith.....	267	118	1253	44.2	4.69	3	1.1	6	2.2	46	36-191	52.8
Scott Mitchell.....	187	89	966	47.6	5.17	3	1.6	8	4.3	38	16-82	50.8
BENGALS.....	454	207	2219	45.6	4.89	6	1.3	14	3.1	46	52-273	52.0
OPPONENTS.....	538	318	3730	59.1	6.93	26	4.8	9	1.7	77t	26-168	89.4

RUSHING	ATT	YDS	AVG	LG	TD
Corey Dillon.....	315	1435	4.6	80t	7
Brandon Bennett.....	90	324	3.6	37t	3
Akili Smith.....	41	232	5.7	21	0
Peter Warrick.....	16	148	9.3	77t	2
Scott Mitchell.....	10	61	6.1	12t	1
Nick Luchey.....	10	54	5.4	13	0
Curtis Keaton.....	6	24	4.0	8	0
Daniel Pope.....	2	22	11.0	22	0
Craig Yeast.....	1	15	15.0	15	0
Cliff Groce.....	3	4	1.3	5	0
Neil Rackers.....	1	-5	-5.0	-5	0
BENGALS.....	495	2314	4.7	80t	13
OPPONENTS.....	504	1925	3.8	30	12

RECEIVING	REC	YDS	AVG	LG	TD
Peter Warrick.....	51	592	11.6	46	4
Tony McGee.....	26	309	11.9	39	1
Craig Yeast.....	24	301	12.5	27	0
Danny Farmer.....	19	268	14.1	38	0
Brandon Bennett.....	19	168	8.8	25	0
Corey Dillon.....	18	158	8.8	31	0
Ron Dugans.....	14	125	8.9	17	1
Marco Battaglia.....	13	105	8.1	15	0
Cliff Groce.....	11	45	4.1	14	0
Nick Luchey.....	7	84	12.0	20	0
Steve Bush.....	3	39	13.0	18	0
Damon Griffin.....	2	25	12.5	16	0
BENGALS.....	207	2219	10.7	46	6
OPPONENTS.....	318	3730	11.7	77t	26

INTERCEPTIONS	NO	YDS	AVG	LG	TD
Tom Carter.....	2	40	20.0	30	0
Takeo Spikes.....	2	12	6.0	7	0
Darryl Williams.....	1	36	36.0	36t	1
Cory Hall.....	1	12	12.0	12	0
Chris Carter.....	1	6	6.0	6	0
Steve Foley.....	1	1	1.0	1	0
Robert Bean.....	1	0	0.0	0	0
BENGALS.....	9	107	11.9	36t	1
OPPONENTS.....	14	138	9.9	39	0

PUNTING	NO	YDS	AVG	NET	TB	IN-20	LG	BLK.
Daniel Pope.....	94	3775	40.2	33.1	14	18	57	0
BENGALS.....	94	3775	40.2	33.1	14	18	57	0
OPPONENTS.....	80	3338	41.7	35.5	7	30	70	0

PUNT RETURNS	NO	FC	YDS	AVG	LG	TD
Craig Yeast.....	34	14	225	6.6	27	0
Peter Warrick.....	7	1	123	17.6	82t	1
Damon Griffin.....	1	0	9	9.0	9	0
BENGALS.....	42	15	357	8.5	82t	1
OPPONENTS.....	40	17	387	9.7	39	0

KICKOFF RETURNS	NO	YDS	AVG	LG	TD
Tremain Mack.....	50	1036	20.7	50	0
Damon Griffin.....	8	129	16.1	29	0
Craig Yeast.....	7	106	15.1	29	0
Curtis Keaton.....	6	100	16.7	25	0
Steve Bush.....	3	18	6.0	8	0
Nick Luchey.....	2	12	6.0	12	0
Rodney Heath.....	1	22	22.0	22	0
Marco Battaglia.....	0f	0	—	—	0
BENGALS.....	77	1423	18.5	50	0
OPPONENTS.....	42	898	21.4	37	0

FIELD GOALS	1-19	20-29	30-39	40-49	50+
Neil Rackers.....	0-0	5-5	5-9	2-7	0-0
BENGALS.....	0-0	5-5	5-9	2-7	0-0
OPPONENTS.....	3-3	5-6	12-16	6-10	0-1

Opponents: (30G), (30G, 33N, 19G), (30G, 37G, 19G), (40G), (22G, 41G, 33N, 34G), (36G, 28G), (48N, 48N), (18G), (38G, 32G), (39N, 44N, 43G, 35G, 42G, 51N), (38G, 21G, 22G), (44G, 28G), (31N), (—), (28N), (32G, 45G, 41N, 33G).

## USUAL STARTERS

OFFENSE	DEFENSE
WR Craig Yeast	LDE Vaughn Booker,
LOT Rod Jones	Michael Bankston
LG Matt O'Dwyer,	LDT Oliver Gibson
Scott Rehberg	RDT John Copeland
C Rich Braham,	RDE Michael Bankston,
Brock Gutierrez	John Copeland
RG Mike Goff	LLB Steve Foley
ROT Willie Anderson	MLB Armegis Spearman
TE Tony McGee	RCB Takeo Spikes
WR Peter Warrick	LCB Tom Carter
QB Akili Smith,	RCB Rodney Heath
Scott Mitchell	Artrell Hawkins
HB Corey Dillon	SS Chris Carter,
FB Cliff Groce,	Cory Hall
M. Battaglia (TE),	Darryl Williams
Nick Luchey	

DEFENSE*	ST	AT	TT	SKS-YDS	INT-YDS	PD	FF	FR-YDS
Takeo Spikes.....	109	19	128	2-16	2-12	4	0	3-0
Darryl Williams.....	80	21	101	0-0	1-36	5	3	0-0
Armegis Spearman.....	46	24	70	1-12	0-0	4	0	0-0
Michael Bankston.....	50	14	64	0-0	0-0	2	0	0-0
Chris Carter.....	49	11	60	1-9	1-6	2	2	1-0
Oliver Gibson.....	42	10	52	4-17	0-0	1	0	0-0
Artrell Hawkins.....	43	4	47	0-0	0-0	9	1	1-12
Rodney Heath.....	40	4	44	0-0	0-0	12	0	1-0
Tom Carter.....	36	7	43	0-0	2-40	11	0	0-0
Steve Foley.....	34	9	43	4-16	1-1	8	2	1-0
Cory Hall.....	36	5	41	4-32	1-12	2	0	0-0
John Copeland.....	32	7	39	1-8	0-0	1	0	1-4
Adrian Ross.....	31	2	33	1-6	0-0	3	0	0-0
Jevon Langford.....	19	3	22	0-0	0-0	2	0	0-0
Robert Bean.....	17	2	19	0-0	1-0	6	0	0-0
Tremain Mack.....	12	6	18	0-0	0-0	2	0	0-0
Vaughn Booker.....	13	4	17	0-0	0-0	1	0	0-0
Glen Steele.....	13	4	17	2-17	0-0	0	0	0-0
Mark Roman.....	15	1	16	0-0	0-0	2	1	0-0
Reinard Wilson.....	9	6	15	3-16	0-0	1	2	1-3
Tom Barndt.....	7	5	12	0-0	0-0	0	1	1-0
Canute Curtis.....	8	2	10	2-9	0-0	0	2	0-0
Brian Simmons.....	7	2	9	1-10	0-0	0	1	0-0
Billy Granville.....	2	0	2	0-0	0-0	0	0	0-0

SPECIAL TEAMS*	ST	AT	TT	FF	FR-YDS	BP	BFG	BXP
Artrell Hawkins.....	9	3	12	0	0-0	0	0	0
Damon Griffin.....	7	2	9	0	0-0	0	0	0
Billy Granville.....	6	2	8	0	1-0	0	0	0
Brandon Bennett.....	7	0	7	0	0-0	0	0	0
Robert Bean.....	6	0	6	0	0-0	0	0	0
Canute Curtis.....	6	0	6	0	1-0	0	0	0
Chris Carter.....	5	1	6	0	0-0	0	0	0
Rodney Heath.....	5	1	6	0	0-0	0	0	0
Adrian Ross.....	5	0	5	0	0-0	0	0	0
Tremain Mack.....	4	1	5	1	0-0	0	0	0
Brad St. Louis.....	4	0	4	0	0-0	0	0	0
Reinard Wilson.....	4	0	4	0	0-0	0	0	0
Armegis Spearman.....	3	1	4	0	0-0	0	0	0
Steve Bush.....	2	0	2	0	0-0	0	0	0
Neil Rackers.....	2	0	2	0	0-0	0	0	0
JoJuan Armour.....	1	0	1	0	0-0	0	0	0
Marco Battaglia.....	1	0	1	0	0-0	0	0	0
Mark Roman.....	1	0	1	0	0-0	0	0	0
Daniel Pope.....	0	1	1	0	0-0	0	0	0

MISCELLANEOUS DEFENSE*	ST	AT	TT	FF	FR-YDS
Peter Warrick.....	5	0	5	0	0-0
Corey Dillon.....	2	0	2	0	0-0
John Jackson.....	2	0	2	0	0-0
Willie Anderson.....	1	0	1	0	0-0
Marco Battaglia.....	1	0	1	0	0-0
Brandon Bennett.....	1	0	1	0	0-0
Steve Bush.....	1	0	1	0	0-0
Mike Goff.....	1	0	1	0	0-0
Damon Griffin.....	1	0	1	0	0-0
Brock Gutierrez.....	1	0	1	0	0-0
Rod Jones.....	1	0	1	0	0-0
Matt O'Dwyer.....	1	0	1	0	0-0
Jamain Stephens.....	1	0	1	0	0-0
Craig Yeast.....	1	0	1	0	0-0

\* NOTE: All defensive statistics above are press box statistics produced at the games.

# 2001 STATISTICS

RECORD: 6-10-0

HEAD COACH: DICK LeBEAU

DATE	W-L	SCORE	OPPONENT	ATTENDANCE
9-9-01	W	23-17	NEW ENGLAND	51,521
9-16-01	—	—	at Tennessee.....	RESCHEDULED FOR JAN. 6
9-23-01	W	21-10	BALTIMORE	51,121
9-30-01	L	14-28	at San Diego	56,048
10-7-01	L	7-16	at Pittsburgh	62,335
10-14-01	W	24-14	CLEVELAND	64,217
10-21-01	L	0-24	CHICAGO	63,408
10-28-01	W	31-27	at Detroit	69,343
11-4-01	—	—	BYE —	—
11-11-01	L	13-30	at Jacksonville	57,161
11-18-01	L	7-20	TENNESSEE	63,865
11-25-01	L	0-18	at Cleveland	72,918
12-2-01	L	13-16 (OT)	TAMPA BAY	52,135
12-9-01	L	10-14	JACKSONVILLE	44,920
12-16-01	L	14-15	at N.Y. Jets	77,745
12-23-01	L	0-16	at Baltimore	68,987
12-30-01	W	26-23 (OT)	PITTSBURGH	63,751
1-6-02	W	23-21	at Tennessee	68,798

TEAM STATISTICS	BENGALS	OPPONENTS
TOTAL FIRST DOWNS.....	294	281
Rushing.....	96	86
Passing.....	176	173
Penalty.....	22	22
3rd Down: Made-Att.....	93-243	86-225
3rd Down Pct.....	38.3	38.2
4th Down: Made-Att.....	6-23	5-13
4th Down Pct.....	26.1	38.5
POSSESSION AVG.....	29:16	30:44
TOTAL NET YARDS.....	4800	4832
Avg. Per Game.....	300.0	302.0
Total Plays.....	1071	1013
Avg. Per Play.....	4.5	4.8
NET YARDS RUSHING.....	1712	1675
Avg. Per Game.....	107.0	104.7
Total Rushes.....	441	453
NET YARDS PASSING.....	3088	3157
Avg. Per Game.....	193.0	197.3
Sacked-Yards Lost.....	28-203	48-320
Gross Yards.....	3291	3477
Att. Completions.....	602-322	512-311
Completion Pct.....	53.5	60.7
Had Intercepted.....	26	13
PUNTS-AVG.....	86-39.6	86-41.2
Net Punting Avg.....	33.6	34.8
PENALTIES-YARDS.....	103-870	101-837
FUMBLES-BALLS LOST.....	28-11	33-15
TOUCHDOWNS.....	25	35
Rushing.....	11	10
Passing.....	12	23
Returns.....	2	2

SCORE BY PERIODS	1	2	3	4	OT	PTS
BENGALS.....	27	75	56	65	3	226
OPPONENTS.....	67	83	79	77	3	309

SCORING	TD	TD-R	TD-P	TD-RT	K-PAT	FG	S	PTS
Corey Dillon.....	13	10	3	0	—	—	0	78
Neil Rackers.....	0	0	0	0	23-24	17-28	0	74
Ron Dugans.....	2	0	2	0	—	—	0	14
Darnay Scott.....	2	0	2	0	—	—	0	12
Danny Farmer.....	1	0	1	0	—	—	0	6
Chad Johnson.....	1	0	1	0	—	—	0	6
Jon Kitna.....	1	1	0	0	—	—	0	6
Tony McGee.....	1	0	1	0	—	—	0	6
Lorenzo Neal.....	1	0	1	0	—	—	0	6
Brian Simmons.....	1	0	0	1	—	—	0	6
Takeo Spikes.....	1	0	0	1	—	—	0	6
Peter Warrick.....	1	0	1	0	—	—	0	6
BENGALS.....	25	11	12	2	23-24	17-28	0	226
OPPONENTS.....	35	10	23	2	29-31	22-30	1	309

Two-point conversions: Ron Dugans. BENGALS 1-1, OPPONENTS 1-4.

PASSING	ATT	CMP	YDS	CMP%	YDS/ATT	TD	TD%	INT	INT%	LG	SKD-YDS	RAT
Jon Kitna.....	581	313	3216	53.9	5.54	12	2.1	22	3.8	49	25-185	61.1
Scott Mitchell.....	12	4	38	33.3	3.17	0	0.0	3	25.0	16	2-15	3.5
Akili Smith.....	8	5	37	62.5	4.63	0	0.0	0	0.0	14	1-3	73.4
Corey Dillon.....	1	0	0	0.0	0.00	0	0.0	1	100.0	—	0-0	0.0
BENGALS.....	602	322	3291	53.5	5.47	12	2.0	26	4.3	49	28-203	58.1
OPPONENTS.....	512	311	3477	60.7	6.79	23	4.5	13	2.5	47	48-320	85.4

RUSHING	ATT	YDS	AVG	LG	TD
Corey Dillon.....	340	1315	3.9	96t	10
Brandon Bennett.....	50	232	4.6	36	0
Jon Kitna.....	27	73	2.7	20	1
Curtis Keaton.....	5	48	9.6	21	0
Akili Smith.....	6	20	3.3	6	0
Peter Warrick.....	8	14	1.8	13	0
Lorenzo Neal.....	5	10	2.0	4	0
BENGALS.....	441	1712	3.9	96t	11
OPPONENTS.....	453	1675	3.7	48	10

RECEIVING	REC	YDS	AVG	LG	TD
Peter Warrick.....	70	667	9.5	33	1
Darnay Scott.....	57	819	14.4	49	2
Corey Dillon.....	34	228	6.7	17	3
Chad Johnson.....	28	329	11.8	28	1
Ron Dugans.....	28	251	9.0	31	2
T.J. Houshmandzadeh.....	21	228	10.9	23	0
Brandon Bennett.....	20	150	7.5	15	0
Lorenzo Neal.....	19	101	5.3	12	1
Danny Farmer.....	15	228	15.2	27	1
Tony McGee.....	14	148	10.6	25t	1
Marco Battaglia.....	13	118	9.1	17	0
Kirk McMullen.....	2	15	7.5	11	0
Curtis Keaton.....	1	9	9.0	9	0
BENGALS.....	322	3291	10.2	49	12
OPPONENTS.....	311	3477	11.2	47	23

INTERCEPTIONS	NO	YDS	AVG	LG	TD
Kevin Kaesviharn.....	3	41	13.7	29	0
Artrell Hawkins.....	3	26	8.7	22	0
Justin Smith.....	2	28	14.0	21	0
Takeo Spikes.....	1	66	66.0	66t	1
Darryl Williams.....	1	16	16.0	16	0
Chris Carter.....	1	10	10.0	10	0
Brian Simmons.....	1	5	5.0	5	0
Mark Roman.....	1	0	0.0	0	0
BENGALS.....	13	192	14.8	66t	1
OPPONENTS.....	26	392	15.1	64	0

PUNTING	NO	YDS	AVG	NET	TB	IN-20	LG	BLK.
Nick Harris.....	84	3372	40.1	33.9	6	21	57	1
Neil Rackers.....	1	32	32.0	12.0	1	0	32	0
BENGALS.....	86	3404	39.6	33.6	7	21	57	1
OPPONENTS.....	86	3541	41.2	34.8	13	29	76	0

PUNT RETURNS	NO	FC	YDS	AVG	LG	TD
Peter Warrick.....	18	10	116	6.4	31	0
T.J. Houshmandzadeh.....	12	5	163	13.6	86	0
Danny Farmer.....	1	1	11	11.0	11	0
BENGALS.....	31	16	290	9.4	86	0
OPPONENTS.....	47	17	374	8.0	24	0

KICKOFF RETURNS	NO	YDS	AVG	LG	TD
Curtis Keaton.....	42	891	21.2	64	0
T.J. Houshmandzadeh.....	10	185	18.5	23	0
Brandon Bennett.....	4	60	15.0	19	0
Rudi Johnson.....	4	79	19.8	25	0
Brock Gutierrez.....	2	15	7.5	8	0
BENGALS.....	62	1230	19.8	64	0
OPPONENTS.....	46	1157	25.2	101t	1

FIELD GOALS	1-19	20-29	30-39	40-49	50+
Neil Rackers.....	0-0	4-6	8-11	4-9	1-2
BENGALS.....	0-0	4-6	8-11	4-9	1-2
OPPONENTS.....	0-0	8-8	6-9	7-11	1-2

Neil Rackers: (36G, 47G, 33G), (43N, 39N, 45N), (—), (51N), (27G, 22N, 42G, 21G), (39N), (47N, 39G), (26G, 52G), (—), (43N, 47N), (23G, 41G), (47G), (—), (—), (32N, 28N, 34G, 31G), (30G, 33G, 34G).

Opponents: (39G)(38G), (38N), (26G, 42G, 48G), (—), (48G, 43N), (51G, 24G), (—), (41G, 37G), (23G, 27G, 23G, 33G), (43N, 38G, 48G, 51N, 21G), (44N), (40N, 24G, 34N), (43G, 29G, 33N, 43G), (38G), (—).

## USUAL STARTERS

OFFENSE	DEFENSE
WR Darnay Scott	LDE Vaughn Booker
LOT Richmond Webb	LDT Oliver Gibson
LG Matt O'Dwyer	RDT Tony Williams
C Rich Braham	RDE Justin Smith
RG Mike Goff	LLB Steve Foley
ROT Willie Anderson	MLB Brian Simmons
TE Tony McGee	RLB Takeo Spikes
WR Peter Warrick	LCB Mark Roman
QB Jon Kitna	RCB Artrell Hawkins
HB Corey Dillon	SS JoJuan Armour
FB Lorenzo Neal	FS Cory Hall

DEFENSE*	ST	AT	TT	SKS-YDS	INT-YDS	PD	FF	FR-YDS
Takeo Spikes.....	80	29	109	6-58	1-66	5	1	0-0
Brian Simmons.....	51	32	83	6.5-41	1-5	5	2	0-0
Artrell Hawkins.....	49	10	59	0-0	3-26	6	2	1-0
Oliver Gibson.....	45	10	55	3-16	0-0	3	0	1-0
Justin Smith.....	41	13	54	8.5-76	2-28	5	0	0-0
Mark Roman.....	44	7	51	2-10	1-0	7	0	1-(-1)
Chris Carter.....	34	15	49	0-0	1-10	6	0	1-12
JoJuan Armour.....	36	11	47	0-0	0-0	3	0	0-0
Cory Hall.....	31	16	47	0-0	0-0	3	0	1-73
Robert Bean.....	39	3	42	0-0	0-0	5	1	0-0
Vaughn Booker.....	34	6	40	1.5-8	0-0	2	1	0-0
Steve Foley.....	25	14	39	0-0	0-0	0	2	0-0
Tony Williams.....	15	23	38	5-25	0-0	1	0	2-0
Reinard Wilson.....	26	11	37	9-47.5	0-0	3	1	2-0
Kevin Kaesviharn.....	22	3	25	0-0	3-41	6	0	0-0
Darryl Williams.....	19	6	25	3.5-22	1-16	2	1	1-0
Bernard Whittington.....	17	4	21	0-0	0-0	1	0	0-0
Rodney Heath.....	16	3	19	0-0	0-0	4	1	1-0
Canute Curtis.....	11	8	19	0-0	0-0	1	0	0-0
Glen Steele.....	5	10	10	1-4.5	0-0	1	1	1-0
Adrian Ross.....	4	5	9	1-6	0-0	0	0	0-0
Tom Carter.....	7	0	7	0-0	0-0	3	0	0-0
Ligarius Jennings.....	6	0	6	0-0	0-0	0	0	0-0
Jevon Langford.....	3	0	3	0-0	0-0	0	0	0-0
Mario Monds.....	1	0	1	0-0	0-0	0	0	0-0
(team).....	—	—	—	—	1-6	—	—	—

SPECIAL TEAMS*	ST	AT	TT	FF	FR-YDS	BP	BFG	BXP
Ron Dugans.....	14	3	17	0	0-0	0	0	0
Adrian Ross.....	11	2	13	0	0-0	0	0	0
Chris Carter.....	8	2	10	0	1-0	0	0	0
Canute Curtis.....	4	6	10	1	1-3	0	0	0
JoJuan Armour.....	3	5	8	0	0-0	0	0	0
Kevin Kaesviharn.....	7	0	7	0	0-0	0	0	0
Ligarius Jennings.....	6	0	6	0	0-0	0	0	0
Robert Bean.....	3	3	6	0	1-10	0	0	0
Brandon Bennett.....	4	0	4	0	0-0	0	0	0
Darryl Williams.....	3	1	4	0	0-0	0	0	0
Cory Hall.....	2	1	3	0	0-0	0	0	0
Reinard Wilson.....	2	1	3	0	0-0	0	0	0
Riall Johnson.....	1	2	3	0	0-0	0	0	0
Lorenzo Neal.....	2	0	2	0	0-0	0	0	0
Brad St. Louis.....	2	0	2	0	0-0	0	0	0
Randy Chevier.....	1	1	2	0	0-0	0	0	0
Steve Foley.....	1	0	1	0	0-0	0	0	0
Rodney Heath.....	1	0	1	0	0-0	0	0	0
Neil Rackers.....	1	0	1	0	0-0	0	0	0
Brian Simmons.....	1	0	1	0	^0-56	0	0	0
Peter Warrick.....	1	0	1	0	0-0	0	0	0

<i>Lateral</i>					
MISCELLANEOUS DEFENSE*	ST	AT	TT	FF	FR-YDS
Corey Dillon.....	4	0	4	0	0-0
Chad Johnson.....	4	0	4	0	0-0
Darnay Scott.....	4	0	4	0	0-0
Rich Braham.....	3	0	3	0	0-0
Ron Dugans.....	2	0	2	0	0-0
Mike Goff.....	2	0	2	0	0-0
Jon Kitna.....	2	0	2	0	0-0
Peter Warrick.....	2	0	2	0	0-0
Richmond Webb.....	2	0	2	0	0-0
Brandon Bennett.....	1	1	2	0	0-0
Marco Battaglia.....	1	0	1	0	0-0
Robert Bean.....	1	0	1	0	0-0
Danny Farmer.....	1	0	1	0	0-0
T.J. Houshmandzadeh.....	1	0	1	0	0-0
Matt O'Dwyer.....	1	0	1	0	0-0



# 2002 STATISTICS

RECORD: 2-14-0

HEAD COACH: DICK LeBEAU

DATE	W-L	SCORE	OPPONENT	ATTENDANCE
9-8-02	L	6-34	SAN DIEGO	53,705
9-15-02	L	7-20	at Cleveland	73,358
9-22-02	L	3-30	at Atlanta	68,129
9-29-02	L	7-35	TAMPA BAY	57,234
10-6-02	L	21-28	at Indianapolis	56,570
10-13-02	L	7-34	PITTSBURGH	63,900
10-20-02			— BYE —	
10-27-02	L	24-30	TENNESSEE	52,822
11-3-02	W	38-3	at Houston	69,827
11-10-02	L	27-38	at Baltimore	69,024
11-17-02	L	20-27	CLEVELAND	64,060
11-24-02	L	21-29	at Pittsburgh	60,473
12-1-02	L	23-27	BALTIMORE	44,878
12-8-02	L	31-52	at Carolina	66,799
12-15-02	L	15-29	JACKSONVILLE	42,092
12-22-02	W	20-13	NEW ORLEANS	43,544
12-29-02	L	9-27	at Buffalo	47,850

TEAM STATISTICS	BENGALS	OPPONENTS
TOTAL FIRST DOWNS.....	315	315
Rushing.....	105	104
Passing.....	186	182
Penalty.....	24	29
3rd Down: Made-Att.....	87-223	83-199
3rd Down Pct.....	39.0	41.7
4th Down: Made-Att.....	11-30	7-14
4th Down Pct.....	36.7	50.0
POSSESSION AVG.....	28:55	31:05
TOTAL NET YARDS.....	5206	5265
Avg. Per Game.....	325.4	329.1
Total Plays.....	1054	976
Avg. Per Play.....	4.9	5.4
NET YARDS RUSHING.....	1730	2003
Avg. Per Game.....	108.1	125.2
Total Rushes.....	426	498
NET YARDS PASSING.....	3476	3262
Avg. Per Game.....	217.3	203.9
Sacked-Yards Lost.....	37-256	24-153
Gross Yards.....	3732	3415
Att.-Completions.....	591-350	454-287
Completion Pct.....	59.2	63.2
Had Intercepted.....	22	9
PUNTS-AVG.....	73-38.2	65-41.8
Net Punting Avg.....	28.7	37.9
PENALTY-YARDS.....	99-884	101-867
FUMBLES-BALLS LOST.....	26-13	21-11
TOUCHDOWNS.....	34	55
Rushing.....	13	16
Passing.....	17	30
Returns.....	4	9

SCORE BY PERIODS	1	2	3	4	OT	PTS
BENGALS.....	61	91	50	77	0	279
OPPONENTS.....	110	157	95	94	0	456

SCORING	TD	TD-R	TD-P	TD-Rt	K-PAT	FG	S	PTS
Neil Rackers.....	0	0	0	0	30-32	15-18	0	75
Corey Dillon.....	7	7	0	0	—	—	0	42
Peter Warrick.....	6	0	6	0	—	—	0	36
Chad Johnson.....	5	0	5	0	—	—	0	30
Jon Kitna.....	4	4	0	0	—	—	0	24
Nick Luchey.....	2	2	0	0	—	—	0	12
Matt Schobel.....	2	0	2	0	—	—	0	12
Michael Westbrook.....	2	0	2	0	—	—	0	12
Brandon Bennett.....	1	0	0	1	—	—	0	6
Artrell Hawkins.....	1	0	0	1	—	—	0	6
T.J. Houshmandzadeh.....	1	0	1	0	—	—	0	6
Lorenzo Neal.....	1	0	1	0	—	—	0	6
Brian Simmons.....	1	0	0	1	—	—	0	6
Takeo Spikes.....	1	0	0	1	—	—	0	6
BENGALS.....	34	13	17	4	30-32	15-18	0	279
OPPONENTS.....	55	16	30	9	51-52	23-31	1	456

Two-point conversions: None. BENGALS 0-2, OPPONENTS 2-3.

PASSING	ATT	CMP	YDS	CMP%	YDS/ATT	TD	TD%	INT	INT%	LG	SKD-YDS	RAT
Jon Kitna.....	473	294	3178	62.2	6.72	16	3.4	16	3.4	72t	24-159	79.1
Gus Frerotte.....	85	44	437	51.8	5.14	1	1.2	5	5.9	51	10-74	46.1
Akili Smith.....	33	12	117	36.4	3.55	0	0.0	1	3.0	24	3-23	34.5
BENGALS.....	591	350	3732	59.2	6.31	17	2.9	22	3.7	72t	37-256	71.8
OPPONENTS.....	454	287	3415	63.2	7.52	30	6.6	9	2.0	69	24-153	99.9

RUSHING	ATT	YDS	AVG	LG	TD
Corey Dillon.....	314	1311	4.2	67t	7
Brandon Bennett.....	33	155	4.7	29	0
Rudi Johnson.....	17	67	3.9	13	0
Nick Luchey.....	12	59	4.9	10	2
Jon Kitna.....	24	57	2.4	12t	4
Lorenzo Neal.....	9	31	3.4	9	0
Gus Frerotte.....	4	22	5.5	9	0
Peter Warrick.....	8	22	2.8	11	0
Akili Smith.....	4	5	1.3	3	0
Michael Westbrook.....	1	1	1.0	1	0
BENGALS.....	426	1730	4.1	67t	13
OPPONENTS.....	498	2003	4.0	41t	16

RECEIVING	REC	YDS	AVG	LG	TD
Chad Johnson.....	69	1166	16.9	72t	5
Peter Warrick.....	53	606	11.4	37t	6
Ron Dugans.....	47	421	9.0	31	0
Corey Dillon.....	43	298	6.9	19	0
T.J. Houshmandzadeh.....	41	492	12.0	31	1
Matt Schobel.....	27	212	7.9	20t	2
Lorenzo Neal.....	21	133	6.3	15	1
Brandon Bennett.....	18	109	6.1	15	0
Danny Farmer.....	9	115	12.8	51	0
Michael Westbrook.....	8	94	11.8	26t	2
Nick Luchey.....	7	46	6.6	15	0
Rudi Johnson.....	6	34	5.7	14	0
Tony Stewart.....	1	6	6.0	6	0
BENGALS.....	350	3732	10.7	72t	17
OPPONENTS.....	287	3415	11.9	69	30

INTERCEPTIONS	NO	YDS	AVG	LG	TD
Artrell Hawkins.....	2	102	51.0	102t	1
Kevin Kaesviharn.....	2	17	8.5	17	0
Brian Simmons.....	1	51	51.0	51t	1
Oliver Gibson.....	1	6	6.0	6	0
Jeff Burris.....	1	5	5.0	5	0
Lamont Thompson.....	1	4	4.0	4	0
Cory Hall.....	1	2	2.0	2	0
BENGALS.....	9	187	20.8	102t	1
OPPONENTS.....	22	428	19.5	98t	3

PUNTING	NO	YDS	AVG	NET	TB	IN-20	LG	BLK.
Nick Harris.....	65	2608	40.1	31.4	4	11	57	1
Travis Dorsch.....	5	162	32.4	1.8	0	0	46	0
Neil Rackers.....	2	17	8.5	6.5	0	1	19	0
BENGALS.....	73	2787	38.2	28.7	4	12	57	1
OPPONENTS.....	65	2714	41.8	37.9	6	24	64	0

PUNT RETURNS	NO	FC	YDS	AVG	LG	TD
T.J. Houshmandzadeh.....	24	4	117	4.9	34	0
Peter Warrick.....	4	0	14	3.5	10	0
Jeff Burris.....	0	1	0	—	—	0
Danny Farmer.....	0	4	0	—	—	0
BENGALS.....	28	9	131	4.7	34	0
OPPONENTS.....	41	8	611	14.9	95t	3

KICKOFF RETURNS	NO	YDS	AVG	LG	TD
Brandon Bennett.....	49	1231	25.1	94t	1
T.J. Houshmandzadeh.....	13	288	22.2	44	0
Rudi Johnson.....	13	277	21.3	42	0
Lorenzo Neal.....	5	52	10.4	17	0
Nick Luchey.....	3	40	13.3	17	0
Ron Dugans.....	1	6	6.0	6	0
Brock Gutierrez.....	1	11	11.0	11	0
BENGALS.....	85	1905	22.4	94t	1
OPPONENTS.....	57	1191	20.9	99t	1

FIELD GOALS	1-19	20-29	30-39	40-49	50+
Neil Rackers.....	2-2	5-5	3-3	3-5	2-3
BENGALS.....	2-2	5-5	3-3	3-5	2-3
OPPONENTS.....	0-0	7-8	8-11	7-9	1-3
Opponents: (28G, 27G), (52G, 45G), (44G, 26G, 34G), (—), (—), (34G, 32N, 30G), (33G, 28G, 46G), (23G, 46B, 53N), (33G), (24N, 27G, 40G), (33G, 51N, 43G, 45G), (49N, 38N), (—), (—), (38G, 33N, 43G), (32G, 25G).					

## USUAL STARTERS

OFFENSE	DEFENSE
WR Chad Johnson	LDE Bernard Whittington
LOT Levi Jones	LDT Oliver Gibson
LG Matt O'Dwyer	LB Glen Steele
C Rich Braham	RDT Tony Williams
RG Mike Goff	RDE Justin Smith
ROT Willie Anderson	LLB Canute Curtis
TE Matt Schobel	MLB Brian Simmons
WR Peter Warrick	RLB Takeo Spikes
QB Jon Kitna	LCB Jeff Burris
HB Corey Dillon	RCB Artrell Hawkins
FB Lorenzo Neal	SS JoJuan Armour, Marquand Manuel
	FS Cory Hall

DEFENSE*	ST	AT	TT	SKS-YDS	INT-YDS	PD	FF	FR-YDS
Takeo Spikes.....	81	32	113	1.5-12	0-0	1	1	4-45
Brian Simmons.....	65	21	86	3-12	1-51	7	0	0-0
Artrell Hawkins.....	69	7	76	2-12	2-102	6	1	2-19
Jeff Burris.....	50	12	62	0-0	1-5	11	2	1-32
Justin Smith.....	48	13	61	6.5-56	0-0	3	2	0-0
Cory Hall.....	43	15	58	2-6	1-2	1	1	0-0
JoJuan Armour.....	32	20	52	0-0	0-0	2	1	0-0
Kevin Kaesviharn.....	43	7	50	0-0	2-17	10	1	0-0
Canute Curtis.....	38	8	46	0-0	0-0	0	0	0-0
Tony Williams.....	30	12	42	5-34	0-0	0	0	0-0
Bernard Whittington.....	22	14	36	1-3	0-0	0	0	2-0
Marquand Manuel.....	26	8	34	0-0	0-0	2	1	0-0
Mark Roman.....	23	7	30	0-0	0-0	1	1	0-0
Oliver Gibson.....	19	10	29	0-0	1-6	2	0	0-0
Glen Steele.....	15	13	28	0-0	0-0	1	0	0-0
Adrian Ross.....	17	3	20	0-0	0-0	1	0	0-0
Reinard Wilson.....	11	2	13	0-0	0-0	2	0	0-0
Lamont Thompson.....	10	0	10	0-0	1-4	1	0	0-0
Vaughn Booker.....	5	2	7	0-0	0-0	1	0	0-0
Reggie Myles.....	4	0	4	0-0	0-0	0	0	0-0
Jason Perry.....	2	2	4	0-0	0-0	0	0	1-15
Ligarius Jennings.....	1	2	3	0-0	0-0	1	0	0-0
Eric Ogbogu.....	1	2	3	0-0	0-0	0	0	0-0
(team).....	—	—	—	3-18	—	—	—	—

SPECIAL TEAMS*	ST	AT	TT	FF	FR-YDS	BP	BFG	BXP
Ron Dugans.....	12	3	15	0	0-0	0	0	0
Brandon Bennett.....	10	0	10	0	0-0	0	0	0
JoJuan Armour.....	6	2	8	0	0-0	0	1	0
Marquand Manuel.....	6	2	8	0	0-0	0	0	0
Brad St. Louis.....	6	2	8	0	0-0	0	0	0
Ligarius Jennings.....	5	1	6	0	0-0	0	0	0
Riall Johnson.....	4	2	6	0	0-0	0	0	0
Reggie Myles.....	4	2	6	0	0-0	0	0	0
Canute Curtis.....	4	1	5	0	0-0	0	0	0
Adrian Ross.....	4	1	5	0	0-0	0	0	0
Cory Hall.....	4	0	4	0	0-0	0	0	0
Neil Rackers.....	3	1	4	0	0-0	0	0	0
Chris Edmonds.....	3	0	3	0	0-0	0	0	0
Lorenzo Neal.....	3	0	3	0	0-0	0	0	0
Lamont Thompson.....	2	1	3	0	0-0	0	0	0
Jeff Burris.....	2	0	2	0	0-0	0	0	0
Kevin Kaesviharn.....	2	0	2	0	0-0	0	0	0
Armegis Spearman.....	2	0	2	0	0-0	0	0	0
Sean Brewer.....	1	0	1	0	0-0	0	0	0
T.J. Houshmandzadeh.....	1	0	1	0	0-0	0	0	0
Nick Luchey.....	1	0	1	0	0-0	0	0	0
Mark Roman.....	1	0	1	0	0-0	0	0	0
Peter Warrick.....	1	0	1	0	0-0	0	0	0
Reinard Wilson.....	1	0	1	0	0-0	0	0	0

MISCELLANEOUS DEFENSE*	ST	AT	TT	FF	FR-YDS
Matt O'Dwyer.....	4	0	4	0	0-0
T.J. Houshmandzadeh .....	3	0	3	1	0-0
Peter Warrick .....	3	0	3	0	1-0
Chad Johnson .....	2	0	2	0	0-0
Lorenzo Neal .....	2	0	2	0	0-0
Willie Anderson .....	1	0	1	0	0-0
Corey Dillon .....	1	0	1	0	0-0
Ron Dugans .....	1	0	1	0	0-0
Danny Farmer .....	1	0	1	0	0-0
Gus Frerotte .....	1	0	1	0	0-0
Brock Gutierrez .....	1	0	1	0	0-0
Levi Jones .....	1	0	1	0	0-0
Jon Kitna .....	1	0	1	0	0-0
Matt Schobel .....	1	0	1	0	0-0
Richmond Webb .....	1	0	1	0	0-0
Michael Westbrook.....	1	0	1	0	0-0



# 2003 STATISTICS

RECORD: 8-8-0

HEAD COACH: MARVIN LEWIS

DATE	W-L	SCORE	OPPONENT	ATTENDANCE
9-7-03	L	10-30	DENVER	63,820
9-14-03	L	20-23	at Oakland	50,135
9-21-03	L	10-17	PITTSBURGH	64,596
9-28-03	W	21-14	at Cleveland	73,428
10-5-03	L	16-22 (OT)	at Buffalo	72,615
10-12-03			— BYE —	
10-19-03	W	34-26	BALTIMORE	53,553
10-26-03	W	27-24	SEATTLE	52,131
11-2-03	L	14-17	at Arizona	23,531
11-9-03	W	34-27	HOUSTON	50,437
11-16-03	W	24-19	KANSAS CITY	64,923
11-23-03	W	34-27	at San Diego	52,069
11-30-03	W	24-20	at Pittsburgh	58,797
12-7-03	L	13-31	at Baltimore	69,468
12-14-03	W	41-38	SAN FRANCISCO	64,666
12-21-03	L	10-27	at St. Louis	66,061
12-28-03	L	14-22	CLEVELAND	65,362

TEAM STATISTICS	BENGALS	OPPONENTS
TOTAL FIRST DOWNS	313	320
Rushing	101	119
Passing	181	177
Penalty	31	24
3rd Down: Made-Att	102-228	85-206
3rd Down Pct.	44.7	41.3
4th Down: Made-Att	5-11	9-14
4th Down Pct.	45.5	64.3
POSSESSION AVG.	30:52	29:08
TOTAL NET YARDS	5329	5620
Avg. Per Game	333.1	351.3
Total Plays	1038	999
Avg. Per Play	5.1	5.6
NET YARDS RUSHING	1987	2218
Avg. Per Game	124.2	138.6
Total Rushes	481	461
NET YARDS PASSING	3342	3402
Avg. Per Game	208.9	212.6
Sacked-Yards Lost	37-249	30-196
Gross Yards	3591	3598
Att.-Completions	520-324	508-297
Completion Pct.	62.3	58.5
Had Intercepted	15	14
PUNTS-AVG.	77-39.5	67-42.5
Net Punting Avg.	32.2	35.1
PENALTIES-YARDS	107-846	108-921
FUMBLES-BALLS LOST	16-7	26-10
TOUCHDOWNS	40	43
Rushing	12	18
Passing	26	23
Returns	2	2

SCORE BY PERIODS	1	2	3	4	OT	PTS
BENGALS	83	115	49	99	0	346
OPPONENTS	71	117	74	116	6	384

SCORING	TD	TD-R	TD-P	TD-Rt	K-PAT	FG	S	PTS
Shayne Graham	0	0	0	0	40-40	22-25	0	106
Chad Johnson	10	0	10	0	—	—	0	60
Rudi Johnson	9	9	0	0	—	—	0	54
Peter Warrick	8	0	7	1	—	—	0	48
Kelley Washington	4	0	4	0	—	—	0	24
Corey Dillon	2	2	0	0	—	—	0	12
Jeremi Johnson	2	1	1	0	—	—	0	12
Matt Schobel	2	0	2	0	—	—	0	12
Brandon Bennett	1	0	1	0	—	—	0	6
Kevin Hardy	1	0	0	1	—	—	0	6
Reggie Kelly	1	0	1	0	—	—	0	6
BENGALS	40	12	26	2	40-40	22-25	0	346
OPPONENTS	43	18	23	2	38-38	28-33	0	384

Two-point conversions: None. BENGALS 0-0, OPPONENTS 2-4.

PASSING	ATT	CMP	YDS	CMP%	YDS/ATT	TD	TD%	INT	INT%	LG	SKD-YDS	RAT
Jon Kitna	520	324	3591	62.3	6.91	26	5.0	15	2.9	82t	37-249	87.4
BENGALS	520	324	3591	62.3	6.91	26	5.0	15	2.9	82t	37-249	87.4
OPPONENTS	508	297	3598	58.5	7.08	23	4.5	14	2.8	73t	30-196	83.9

RUSHING	ATT	YDS	AVG	LG	TD
Rudi Johnson	215	957	4.5	54	9
Corey Dillon	138	541	3.9	39	2
Brandon Bennett	56	173	3.1	19	0
Peter Warrick	18	157	8.7	50	0
Jon Kitna	38	113	3.0	15	0
Jeremi Johnson	15	41	2.7	12	1
Kelley Washington	1	5	5.0	5	0
BENGALS	481	1987	4.1	54	12
OPPONENTS	461	2218	4.8	78t	18

RECEIVING	REC	YDS	AVG	LG	TD
Chad Johnson	90	1355	15.1	82t	10
Peter Warrick	79	819	10.4	77t	7
Brandon Bennett	25	176	7.0	16	1
Matt Schobel	24	332	13.8	45t	2
Kelley Washington	22	299	13.6	51t	4
Tony Stewart	21	212	10.1	21	0
Rudi Johnson	21	146	7.0	17	0
Jeremi Johnson	15	82	5.5	16	1
Reggie Kelly	13	81	6.2	13	1
Corey Dillon	11	71	6.5	14	0
Kevin Walter	3	18	6.0	9	0
BENGALS	324	3591	11.1	82t	26
OPPONENTS	297	3598	12.1	73t	23

INTERCEPTIONS	NO	YDS	AVG	LG	TD
Tory James	4	56	14.0	31	0
Jeff Burris	2	17	8.5	17	0
Brian Simmons	2	14	7.0	13	0
Rogers Beckett	2	11	5.5	11	0
Kevin Kaesviharn	1	10	10.0	10	0
Artrell Hawkins	1	8	8.0	8	0
Terrell Roberts	1	6	6.0	6	0
Mark Roman	1	1	1.0	1	0
BENGALS	14	123	8.8	31	0
OPPONENTS	15	225	15.0	83t	2

PUNTING	NO	YDS	AVG	NET	TB	IN-20	LG	BLK.
Kyle Richardson	49	1961	40.0	33.5	5	9	58	0
Nick Harris	28	1084	38.7	30.0	3	5	53	0
BENGALS	77	3045	39.5	32.2	8	14	58	0
OPPONENTS	67	2845	42.5	35.1	8	21	72	0

PUNT RETURNS	NO	FC	YDS	AVG	LG	TD
Peter Warrick	25	8	273	10.9	68t	1
Jeff Burris	5	0	58	11.6	34	0
BENGALS	30	8	331	11.0	68t	1
OPPONENTS	47	7	403	8.6	37	0

KICKOFF RETURNS	NO	YDS	AVG	LG	TD
Brandon Bennett	53	1146	21.6	46	0
Terrell Roberts	7	128	18.3	23	0
Kenny Watson	7	113	16.1	27	0
Rudi Johnson	2	23	11.5	15	0
Carl Powell	2	33	16.5	20	0
Jeremi Johnson	1	16	16.0	16	0
Glen Steele	1	2	2.0	2	0
Tony Stewart	1	13	13.0	13	0
BENGALS	74	1474	19.9	46	0
OPPONENTS	71	1470	20.7	45	0

FIELD GOALS	1-19	20-29	30-39	40-49	50+
Shayne Graham	0-0	5-5	10-10	7-8	0-2
BENGALS	0-0	5-5	10-10	7-8	0-2
OPPONENTS	1-1	11-12	9-11	5-7	2-2
Shayne Graham: (26G), (31G, 22G), (44G), (—), (39G, 37G, 54N, 30G), (44G, 37G), (30G, 25G), (—), (40G, 40G), (27G, 48N), (37G, 47G), (44G), (25G, 38G), (34G, 30G), (48G), (52N).					
Opponents: (51G, 27G, 39G), (40G, 26G, 39G), (24N, 33G), (35N), (27G, 38G, 29G), (25G), (27G, 49B), (31G, 34N), (45G, 33G), (37G, 39G, 44N), (48G, 26G), (23G, 39G), (22G), (23G), (26G, 50G), (42G, 42G, 18G).					

## USUAL STARTERS

OFFENSE		DEFENSE	
WR	Peter Warrick	LDE	Duane Clemons
LOT	Levi Jones	LDT	John Thornton
LG	Eric Steinbach	RDT	Tony Williams
C	Rich Braham	RDE	Justin Smith
RG	Mike Goff	SLB	Adrian Ross
ROT	Willie Anderson	MLB	Kevin Hardy
TE	Reggie Kelly	WLB	Brian Simmons
WR	Chad Johnson	LCB	Jeff Burris
QB	Jon Kitna		Artrell Hawkins
HB	Corey Dillon	RCB	Tory James
FB	Jeremi Johnson	SS	Rogers Beckett
		FS	Kevin Kaesviharn
			Mark Roman

DEFENSE*	ST	AT	TT	SKS-YDS	INT-YDS	PD	FF	FR-YDS
Brian Simmons	72	31	103	1.5-9	2-14	6	2	4-13
Kevin Hardy	59	33	92	1.5-11	0-0	4	1	1-10
Mark Roman	55	19	74	0.5-5	1-1	7	1	0-0
Rogers Beckett	50	17	67	3-24	2-11	5	1	0-0
Tory James	57	6	63	1-1	4-56	18	0	0-0
Justin Smith	41	19	60	5-16.5	0-0	3	1	0-0
Artrell Hawkins	50	5	55	0-0	1-8	6	1	0-0
Adrian Ross	33	21	54	0-0	0-0	0	2	0-0
Kevin Kaesviharn	42	9	51	1-8	1-10	4	0	0-0
Duane Clemons	35	7	42	6-46	0-0	4	1	1-0
Tony Williams	28	10	38	2-9	0-0	0	1	1-(-1)
Jeff Burris	33	3	36	0-0	2-17	6	1	0-0
John Thornton	19	12	31	6-42	0-0	3	1	2-2
Oliver Gibson	17	7	24	0.5-3.5	0-0	3	0	0-0
Glen Steele	17	5	22	0.5-5.5	0-0	0	0	0-0
Carl Powell	10	10	20	0.5-2.5	0-0	1	1	1-0
Terrell Roberts	13	3	16	1-13	1-6	1	1	0-0
Marquand Manuel	9	2	11	0-0	0-0	1	0	0-0
Dwayne Levels	5	5	10	0-0	0-0	0	0	0-0
Riall Johnson	2	6	8	0-0	0-0	0	0	0-0
Reggie Myles	4	0	4	0-0	0-0	0	0	0-0

SPECIAL TEAMS*	ST	AT	TT	FF	FR-YDS	BP	BFG	BXP
Rogers Beckett	12	4	16	1	0-0	0	0	0
Reggie Myles	12	4	16	0	0-0	0	0	0
Riall Johnson	11	2	13	0	0-0	0	0	0
Kevin Kaesviharn	10	3	13	0	0-0	0	0	0
Khalid Abdullah	8	2	10	0	0-0	0	0	0
Brandon Bennett	6	2	8	0	0-0	0	0	0
Brad St. Louis	7	0	7	0	0-0	0	0	0
Shayne Graham	5	1	6	0	0-0	0	0	0
Kevin Walter	3	3	6	0	0-0	0	0	0
Dwayne Levels	5	0	5	0	0-0	0	0	0
Marquand Manuel	3	2	5	0	0-0	0	0	0
Tory James	4	0	4	0	0-0	0	0	0
Terrell Roberts	4	0	4	0	0-0	0	0	0
Kenny Watson	4	0	4	0	0-0	0	0	0
Jeff Burris	3	1	4	0	0-0	0	0	0
Chris Edmonds	2	2	4	0	0-0	0	0	0
Adrian Ross	3	0	3	0	0-0	0	0	0
Tony Stewart	3	0	3	0	0-0	0	0	0
Artrell Hawkins	1	2	3	0	0-0	0	0	0
Frank Chamberlin	1	0	1	0	0-0	0	0	0
John Thornton	0	0	0	0	0-0	0	1	0

MISCELLANEOUS DEFENSE*	ST	AT	TT	FF	FR-YDS
Peter Warrick	4	0	4	0	0-0
Brandon Bennett	2	0	2	0	0-0
Levi Jones	2	0	2	0	0-0
Matt Schobel	2	0	2	0	0-0
Mike Goff	1	0	1	0	0-0
Chad Johnson	1	0	1	0	0-0
Rudi Johnson	1	0	1	0	0-0
Jon Kitna	1	0	1	0	0-0
Scott Rehberg	1	0	1	0	0-0
Eric Steinbach	1	0	1	0	0-0

\* NOTE: All defensive statistics above are press box statistics produced at the games.

# 2004 STATISTICS

RECORD: 8-8-0

HEAD COACH: MARVIN LEWIS

DATE	W-L	SCORE	OPPONENT	ATTENDANCE
9-12-04	L	24-31	at N.Y. Jets	77,230
9-19-04	W	16-13	MIAMI	65,705
9-26-04	L	9-23	BALTIMORE	65,575
10-3-04	L	17-28	at Pittsburgh	62,402
10-10-04			— BYE —	
10-17-04	L	17-34	at Cleveland	73,263
10-25-04	W	23-10	DENVER	65,806
10-31-04	L	20-27	at Tennessee	68,932
11-7-04	W	26-3	DALLAS	65,721
11-14-04	W	17-10	at Washington	87,786
11-21-04	L	14-19	PITTSBURGH	65,780
11-28-04	W	58-48	CLEVELAND	65,677
12-5-04	W	27-26	at Baltimore	69,695
12-12-04	L	28-35	at New England	68,756
12-19-04	L	17-33	BUFFALO	65,378
12-26-04	W	23-22	N.Y. GIANTS	64,606
1-2-05	W	38-10	at Philadelphia	67,074

TEAM STATISTICS	BENGALS	OPPONENTS
TOTAL FIRST DOWNS	286	303
Rushing	93	123
Passing	172	158
Penalty	21	22
3rd Down: Made-Att	88-219	80-218
3rd Down Pct.	40.2	36.7
4th Down: Made-Att	6-12	5-15
4th Down Pct.	50.0	33.3
POSSESSION AVG.	29-20	30-40
TOTAL NET YARDS	5140	5365
Avg. Per Game	321.3	335.3
Total Plays	1004	1031
Avg. Per Play	5.1	5.2
NET YARDS RUSHING	1839	2062
Avg. Per Game	114.9	128.9
Total Rushes	437	474
NET YARDS PASSING	3301	3303
Avg. Per Game	206.3	206.4
Sacked-Yards Lost	31-219	37-257
Gross Yards	3520	3560
Att.-Completions	536-324	520-313
Completion Pct.	60.4	60.2
Had Intercepted	22	20
PUNTS-AVG.	84-41.7	79-41.9
Net Punting Avg.	35.5	35.7
PENALTIES-YARDS	103-810	106-887
FUMBLES-BALLS LOST	17-10	40-16
TOUCHDOWNS	42	41
Rushing	14	11
Passing	23	23
Returns	5	7

SCORE BY PERIODS	1	2	3	4	OT	PTS
BENGALS	69	108	96	101	0	374
OPPONENTS	75	117	82	98	0	372

SCORING	TD	TD-R	TD-P	TD-R	K-PAT	FG	S	PTS
Shayne Graham	0	0	0	0	41-41	27-31	0	122
Rudi Johnson	12	12	0	0	—	—	0	72
Chad Johnson	9	0	9	0	—	—	0	54
T.J. Houshmandzadeh	4	0	4	0	—	—	0	24
Matt Schobel	4	0	4	0	—	—	0	24
Kelley Washington	3	0	3	0	—	—	0	18
Robert Geathers	1	0	0	1	—	—	0	6
Jeremi Johnson	1	0	1	0	—	—	0	6
Kevin Kaesviharn	1	0	0	1	—	—	0	6
Kyle Larson	1	1	0	0	—	—	0	6
Deltha O'Neal	1	0	0	1	—	—	0	6
Carson Palmer	1	1	0	0	—	—	0	6
Brian Simmons	1	0	0	1	—	—	0	6
Tony Stewart	1	0	1	0	—	—	0	6
Kenny Watson	1	0	1	0	—	—	0	6
Madieu Williams	1	0	0	1	—	—	0	6
BENGALS	42	14	23	5	41-41	27-31	0	374
OPPONENTS	41	11	23	7	40-40	28-31	1	372

Two-point conversions: None. BENGALS 0-1, OPPONENTS 0-1.

PASSING	ATT	CMP	YDS	CMP%	YDS/ATT	TD	TD%	INT	INT%	LG	SKD-YDS	RAT
Carson Palmer	432	263	2897	60.9	6.71	18	4.2	18	4.2	76t	25-178	77.3
Jon Kitna	104	61	623	58.7	5.99	5	4.8	4	3.8	30	6-41	75.9
BENGALS	536	324	3520	60.4	6.57	23	4.3	22	4.1	76t	31-219	77.0
OPPONENTS	520	313	3560	60.2	6.85	23	4.4	20	3.8	99t	37-257	79.5

RUSHING	ATT	YDS	AVG	LG	TD
Rudi Johnson	361	1454	4.0	52	12
Kenny Watson	26	161	6.2	25	0
T.J. Houshmandzadeh	6	51	8.5	16	0
Carson Palmer	18	47	2.6	14	1
Jon Kitna	10	42	4.2	15	0
Chad Johnson	4	39	9.8	18	0
Cliff Russell	3	15	5.0	13	0
Peter Warrick	2	14	7.0	8	0
Kyle Larson	1	11	11.0	11t	1
Jeremi Johnson	3	5	1.7	4	0
Chris Perry	2	1	0.5	1	0
Kelley Washington	1	-1	-1.0	-1	0
BENGALS	437	1839	4.2	52	14
OPPONENTS	474	2062	4.4	75t	11

RECEIVING	REC	YDS	AVG	LG	TD
Chad Johnson	95	1274	13.4	53t	9
T.J. Houshmandzadeh	73	978	13.4	62	4
Kelley Washington	31	378	12.2	28	3
Kenny Watson	25	171	6.8	21	1
Matt Schobel	21	201	9.6	76t	4
Jeremi Johnson	16	53	3.3	9	1
Reggie Kelly	15	85	5.7	14	0
Rudi Johnson	15	84	5.6	30	0
Peter Warrick	11	127	11.5	30	1
Tony Stewart	10	48	4.8	9	0
Kevin Walter	8	67	8.4	18	0
Chris Perry	3	33	11.0	13	0
Cliff Russell	1	21	21.0	21	0
BENGALS	324	3520	10.9	76t	23
OPPONENTS	313	3560	11.4	99t	23

INTERCEPTIONS	NO	YDS	AVG	LG	TD
Tory James	8	66	8.3	23	0
Deltha O'Neal	4	60	15.0	31t	1
Madieu Williams	3	51	17.0	51t	1
Brian Simmons	2	61	30.5	50t	1
Robert Geathers	1	36	36.0	36t	1
Kim Herring	1	0	0.0	0	0
Carl Powell	1	-2	-2.0	-2	0
BENGALS	20	272	13.6	51t	4
OPPONENTS	22	446	20.3	62t	4

PUNTING	NO	YDS	AVG	NET	TB	IN-20	LG	BLK.
Kyle Larson	83	3499	42.2	35.5	7	21	66	1
BENGALS	84	3499	41.7	35.5	7	21	66	1
OPPONENTS	79	3309	41.9	35.7	8	23	69	0

PUNT RETURNS	NO	FC	YDS	AVG	LG	TD
Keiwan Ratliff	17	5	207	12.2	49	0
T.J. Houshmandzadeh	11	7	88	8.0	28	0
Deltha O'Neal	7	6	33	4.7	17	0
BENGALS	35	18	328	9.4	49	0
OPPONENTS	51	10	378	7.4	63	0

KICKOFF RETURNS	NO	YDS	AVG	LG	TD
Cliff Russell	39	872	22.4	40	0
Kenny Watson	13	240	18.5	32	0
T.J. Houshmandzadeh	10	227	22.7	32	0
Tony Stewart	3	20	6.7	10	0
Reggie Kelly	1	14	14.0	14	0
Langston Moore	1	15	15.0	15	0
Deltha O'Neal	1	15	15.0	15	0
BENGALS	68	1403	20.6	40	0
OPPONENTS	80	1573	19.7	41	0

FIELD GOALS	1-19	20-29	30-39	40-49	50+
Shayne Graham	0-0	7-7	10-12	7-8	3-4
BENGALS	0-0	7-7	10-12	7-8	3-4
OPPONENTS	0-0	13-13	8-8	7-10	0-0
Shayne Graham: (22G), (38N, 48G, 36G, 39G), (29G, 47G, 26G), (34G), (32G, 44N), (53G, 34G, 35G), (28G, 50G), (35G, 47G, 45G), (30G)(41G), (—), (21G, 32G, 36G), (53N, 41G, 24G), (—), (24G), (42G), (37N, 50G).					
Opponents: (21G), (43G, 47G), (21G), (—), (23G, 33G), (49N, 29G), (23G, 45G), (24G), (47N, 33G), (32G), (23G, 29G), (20G, 22G, 38G, 45G), (—), (23G, 39G, 21G, 33G), (31G, 36G, 44G, 41G, 28G), (45N, 46G).					

## USUAL STARTERS

OFFENSE	DEFENSE
WR Chad Johnson	LDE Duane Clemons
LOT Levi Jones	LDT John Thornton
LG Eric Steinbach	RDT Tony Williams,
C Rich Braham,	Langston Moore
Jerry Fontenot	RDE Justin Smith
RG Bobbie Williams	SLB Kevin Hardy
ROT Willie Anderson	MLB Landon Johnson
TE Reggie Kelly	WLB Brian Simmons
WR T.J. Houshmandzadeh	LCB Deltha O'Neal
QB Carson Palmer	RCB Tony James
HB Rudi Johnson	SS Kim Herring,
FB Jeremi Johnson,	Kevin Kaesviharn,
Tony Stewart (TE)	Rogers Beckett
	Madieu Williams
	FS

DEFENSE*	ST	AT	TT	SKS-YDS	INT-YDS	PD	FF	FR-YDS
Brian Simmons	76	31	107	1-9	2-61	4	3	1-18
Madieu Williams	76	15	91	2-19	3-51	11	0	2-(-3)
Landon Johnson	57	27	84	2-14	0-0	2	2	1-0
Justin Smith	42	29	71	8-70.5	0-0	2	2	2-0
Kevin Hardy	42	27	69	4-18	0-0	4	0	0-0
Tory James	58	5	63	0-0	8-66	13	2	1-0
Kim Herring	49	13	62	0-0	1-0	6	1	0-0
Kevin Kaesviharn	44	14	58	0-0	0-0	8	0	1-3
John Thornton	37	20	57	3-16	0-0	4	0	0-0
Duane Clemons	32	18	50	6.5-41.5	0-0	1	2	0-0
Deltha O'Neal	35	5	40	1-8	4-60	15	1	0-0
Keiwan Ratliff	27	8	35	0-0	0-0	5	0	1-0
Langston Moore	22	9	31	1-7	0-0	0	1	0-0
Caleb Miller	17	11	28	0-0	0-0	0	0	1-0
Carl Powell	16	6	22	2-14	1-(-2)	1	1	0-0
Nate Webster	16	5	21	1-8	0-0	2	1	1-0
Rogers Beckett	14	5	19	0-0	0-0	1	0	0-0
Tony Williams	10	6	16	0-0	0-0	0	0	0-0
Robert Geathers	7	6	13	3.5-27	1-36	6	1	0-0
Terrell Roberts	8	1	9	0-0	0-0	2	0	0-0
Anthony Mitchell	4	1	5	0-0	0-0	0	0	1-0
Larry Stevens	2	3	5	0-0	0-0	0	0	0-0
Rashad Bauman	2	1	3	0-0	0-0	0	0	0-0
Marcus Wilkins	0	3	3	0-0	0-0	0	0	0-0
Shaun Smith	2	0	2	0-0	0-0	0	0	0-0
Matthias Askew	0	2	2	0-0	0-0	0	0	0-0
Terrance Martin	1	0	1	0-0	0-0	0	0	0-0
(team)	—	—	—	2-5	—	—	—	—

SPECIAL TEAMS*	ST	AT	TT	FF	FR-YDS	BP	BFG	BXP
Reggie Myles	20	3	23	2	1-0	0	0	0
Marcus Wilkins	13	6	19	2	2-0	0	0	0
Anthony Mitchell	9	5	14	0	0-0	0	0	0
Kenny Watson	8	5	13	1	0-0	0	0	0
Madieu Williams	10	2	12	0	0-0	0	0	0
Kevin Walter	11	0	11	0	0-0	0	0	0
Kevin Kaesviharn	6	2	8	0	0-0	0	0	0
Larry Stevens	4	4	8	0	0-0	0	0	0
Tony Stewart	4	4	8	0	0-0	0	0	0
Caleb Miller	5	2	7	0	0-0	0	0	0
Landon Johnson	5	0	5	0	0-0	0	0	0
Shayne Graham	3	1	4	0	0-0	0	0	0
Matt Schobel	3	1	4	0	1-0	0	0	0
Keiwan Ratliff	2	2	4	1	0-0	0	0	0
Robert Geathers	2	1	3	0	0-0	0	0	0
Brad St. Louis	2	1	3	0	0-0	0	0	0
Kyle Larson	1	2	3	0	0-0	0	0	0
Rashad Bauman	2	0	2	0	0-0	0	0	0
Kim Herring	2	0	2	0	0-0	0	0	0
Elton Patterson	1	0	1	0	0-0	0	0	0
Terrell Roberts	1	0	1	0	0-0	0	0	0
Cliff Russell	1	0	1	0	0-0	0	0	0

# 2005 STATISTICS

RECORD: 11-5-0

HEAD COACH: MARVIN LEWIS  
(BENGALS WON AFC NORTH DIVISION; SEE POSTSEASON  
PORTION OF TEAM HISTORY SECTION FOR POSTSEASON STATS)

DATE	W-L	SCORE	OPPONENT	ATTENDANCE
9-11-05	W	27-13	at Cleveland	73,013
9-18-05	W	37-8	MINNESOTA	65,763
9-25-05	W	24-7	at Chicago	62,045
10-2-05	W	16-10	HOUSTON	65,714
10-9-05	L	20-23	at Jacksonville	66,137
10-16-05	W	31-23	at Tennessee	69,149
10-23-05	L	13-27	PITTSBURGH	66,104
10-30-05	W	21-14	GREEN BAY	65,940
11-6-05	W	21-9	at Baltimore	70,540
11-13-05			— BYE —	
11-20-05	L	37-45	INDIANAPOLIS	65,995
11-27-05	W	42-29	BALTIMORE	65,680
12-4-05	W	38-31	at Pittsburgh	63,044
12-11-05	W	23-20	CLEVELAND	65,788
12-18-05	W	41-17	at Detroit	61,749
12-24-05	L	27-37	BUFFALO	65,485
1-1-06	L	3-37	at Kansas City	77,211

TEAM STATISTICS	BENGALS	OPPONENTS
TOTAL FIRST DOWNS	342	321
Rushing	109	109
Passing	203	185
Penalty	30	27
3rd Down: Made-Att	84-196	81-190
3rd Down Pct.	42.9	42.6
4th Down: Made-Att	3-10	6-14
4th Down Pct.	30.0	42.9
POSSESSION AVG.	30:52	29:09
TOTAL NET YARDS	5730	5419
Avg. Per Game	358.1	338.7
Total Plays	1018	976
Avg. Per Play	5.6	5.6
NET YARDS RUSHING	1910	1850
Avg. Per Game	119.4	115.6
Total Rushes	459	429
NET YARDS PASSING	3820	3569
Avg. Per Game	238.8	223.1
Sacked-Yards Lost	21-115	28-180
Gross Yards	3935	3749
Att. Completions	538-362	519-324
Completion Pct.	67.3	62.4
Had Intercepted	14	31
PUNTS-AVG.	61-42.5	50-42.1
Net Punting Avg.	35.6	37.4
PENALTIES-YARDS	110-920	110-985
FUMBLES-BALLS LOST	18-6	31-13
TOUCHDOWNS	48	39
Rushing	15	16
Passing	32	21
Returns	1	2

SCORE BY PERIODS	1	2	3	4	OT	PTS
BENGALS	84	147	98	92	0	421
OPPONENTS	60	102	89	99	0	350

SCORING	TD	TD-R	TD-P	TD-RT	K-PAT	FG	S	PTS
Shayne Graham	0	0	0	0	47-47	28-32	0	131
Rudi Johnson	12	12	0	0	—	—	0	72
Chad Johnson	9	0	9	0	—	—	0	54
T.J. Houshmandzadeh	8	1	7	0	—	—	0	48
Chris Henry	6	0	6	0	—	—	0	36
Jeremi Johnson	3	0	3	0	—	—	0	18
Chris Perry	2	0	2	0	—	—	0	12
Tab Perry	2	1	1	0	—	—	0	12
Matt Schobel	1	0	1	0	—	—	0	8
Reggie Kelly	1	0	1	0	—	—	0	6
Carson Palmer	1	1	0	0	—	—	0	6
Odell Thurman	1	0	0	1	—	—	0	6
Kevin Walter	1	0	1	0	—	—	0	6
Kelley Washington	1	0	1	0	—	—	0	6
BENGALS	48	15	32	1	47-47	28-32	0	421
OPPONENTS	39	16	21	2	37-37	25-28	0	350

Two-point conversions: Matt Schobel. BENGALS 1-1, OPPONENTS 2-2.

PASSING	ATT	CMP	YDS	CMP%	YDS/ATT	TD	TD%	INT	INT%	LG	SKD-YDS	RAT
Carson Palmer	509	345	3836	67.8	7.54	32	6.3	12	2.4	70t	19-105	101.1
Jon Kitna	29	17	99	58.6	3.41	0	0.0	2	6.9	16	2-10	36.4
BENGALS	538	362	3935	67.3	7.31	32	5.9	14	2.6	70t	21-115	97.6
OPPONENTS	519	324	3749	62.4	7.22	21	4.0	31	6.0	68t	28-180	72.8

RUSHING	ATT	YDS	AVG	LG	TD
Rudi Johnson	337	1458	4.3	33	12
Chris Perry	61	279	4.6	30	0
T.J. Houshmandzadeh	8	62	7.8	17	1
Carson Palmer	34	41	1.2	14	1
Chad Johnson	5	33	6.6	11	0
Jeremi Johnson	8	14	1.8	5	0
Jon Kitna	2	14	7.0	11	0
Tab Perry	3	9	3.0	7	1
Nick Luchey	1	0	0.0	0	0
BENGALS	459	1910	4.2	33	15
OPPONENTS	429	1850	4.3	49t	16

RECEIVING	REC	YDS	AVG	LG	TD
Chad Johnson	97	1432	14.8	70t	9
T.J. Houshmandzadeh	78	956	12.3	43t	7
Chris Perry	51	328	6.4	28	2
Chris Henry	31	422	13.6	47	6
Rudi Johnson	23	90	3.9	15	0
Kevin Walter	19	211	11.1	33	1
Matt Schobel	18	193	10.7	28	1
Reggie Kelly	15	90	6.0	16	1
Jeremi Johnson	12	65	5.4	27t	3
Kelley Washington	10	101	10.1	18t	1
Tony Stewart	4	26	6.5	10	0
Tab Perry	4	21	5.3	13	1
BENGALS	362	3935	10.9	70t	32
OPPONENTS	324	3749	11.6	68t	21

INTERCEPTIONS	NO	YDS	AVG	LG	TD
Deltha O'Neal	10	103	10.3	37	0
Odell Thurman	5	59	11.8	30t	1
Tory James	5	5	1.0	5	0
Keiwan Ratliff	3	52	17.3	35	0
Kevin Kaesviharn	3	9	3.0	6	0
Brian Simmons	2	15	7.5	16	0
Ifeanyi Ohalet	1	15	15.0	15	0
Madieu Williams	1	2	2.0	2	0
John Thornton	1	0	0.0	0	0
BENGALS	31	260	8.4	37	1
OPPONENTS	14	247	17.6	55	1

PUNTING	NO	YDS	AVG	NET	TB	IN-20	LG	BLK.
Kyle Larson	60	2591	43.2	35.6	8	13	75	1
BENGALS	61	2591	42.5	35.6	8	13	75	1
OPPONENTS	50	2106	42.1	37.4	4	18	56	0

PUNT RETURNS	NO	FC	YDS	AVG	LG	TD
Keiwan Ratliff	28	14	157	5.6	13	0
BENGALS	28	14	157	5.6	13	0
OPPONENTS	32	7	260	8.1	27	0

KICKOFF RETURNS	NO	YDS	AVG	LG	TD
Tab Perry	64	1562	24.4	94	0
Matt Schobel	2	4	2.0	4	0
Deltha O'Neal	1	14	14.0	14	0
BENGALS	67	1580	23.6	94	0
OPPONENTS	85	1787	21.0	99t	1

FIELD GOALS	1-19	20-29	30-39	40-49	50+
Shayne Graham	0-0	11-11	10-11	7-9	0-1
BENGALS	0-0	11-11	10-11	7-9	0-1
OPPONENTS	1-1	12-12	7-8	3-4	2-3
Shayne Graham: (32G, 23G), (40G, 29G, 30G), (33G), (24G, 42N, 27G, 46G), (31G, 48G), (52N, 21G), (30N, 26G, 39G), (—), (48N), (43G, 41G, 44G), (26G, 31G), (30G), (21G, 27G, 37G), (28G, 33G), (31G, 27G), (49G).					
Opponents: (29G, 34G), (—), (39N), (28G), (32G, 51G, 53G), (24G, 29G, 47G), (27G, 39G), (—), (34G, 32G, 31G), (19G), (54N), (23G), (41G, 29G), (45G), (21G, 24G, 48N, 22G), (39G, 24G, 23G).					

## USUAL STARTERS

OFFENSE	DEFENSE
WR Chad Johnson	LDE Justin Smith
LOT Levi Jones	LDT Bryan Robinson,
LG Eric Steinbach	RDT Shaun Smith
C Rich Braham	RDE John Thornton
RG Bobbie Williams	SLB Robert Geathers
ROT Willie Anderson	SS Landon Johnson,
TE Reggie Kelly	FS David Pollack
WR T.J. Houshmandzadeh	MLB Odell Thurman
QB Carson Palmer	WLB Brian Simmons
HB Rudi Johnson	LCB Deltha O'Neal
FB Jeremi Johnson	RCB Tory James
	SS Ifeanyi Ohalet
	FS Kevin Kaesviharn

DEFENSE*	ST	AT	TT	SKS-YDS	INT-YDS	PD	FF	FR-YDS
Odell Thurman	68	37	105	1.5-13	5-59	9	4	0-0
Kevin Kaesviharn	63	24	87	1-6	3-9	8	0	3-0
Brian Simmons	52	32	84	4-29	2-15	7	3	0-0
Landon Johnson	58	24	82	0-0	0-0	2	1	0-0
Justin Smith	45	21	66	6-24	0-0	2	1	1-0
Deltha O'Neal	56	9	65	0-0	10-103	20	0	1-26
Tory James	49	8	57	0-0	5-5	14	1	1-26
Ifeanyi Ohalet	36	15	51	0-0	1-15	2	0	0-0
Keiwan Ratliff	37	6	43	0-0	3-52	3	1	1-0
John Thornton	24	18	42	2-14	1-0	1	2	1-0
Robert Geathers	25	9	34	3-20	0-0	1	1	0-0
David Pollack	22	6	28	4-5-34	0-0	1	0	1-6
Shaun Smith	18	8	26	0-0	0-0	0	0	0-0
Madieu Williams	16	5	21	0-0	1-2	3	0	0-0
Anthony Mitchell	17	2	19	1-4	0-0	0	0	0-0
Bryan Robinson	9	9	18	0-0	0-0	0	0	0-0
Carl Powell	9	4	13	1-4	0-0	1	0	0-0
Duane Clemons	10	2	12	2-12	0-0	1	0	1-0
Rashad Bauman	8	0	8	0-0	0-0	1	0	0-0
Caleb Miller	6	1	7	0-0	0-0	0	0	1-0
Matthias Askew	2	2	4	0-0	0-0	0	1	0-0
Jonathan Fanene	2	1	3	0-0	0-0	0	0	0-0
Patrick Body	1	0	1	0-0	0-0	0	0	0-0
Hannibal Navies	1	0	1	0-0	0-0	0	0	0-0
(team)	—	—	—	2-20	—	—	—	—

SPECIAL TEAMS*	ST	AT	TT	FF	FR-YDS	BP	BFG	BXP
Marcus Wilkins	11	5	16	1	0-0	0	0	0
Kevin Walter	10	6	16	0	0-0	0	0	0
Tab Perry	10	2	12	1	1-0	0	0	0
Shayne Graham	7	4	11	0	0-0	0	0	0
Anthony Mitchell	5	6	11	0	0-0	0	0	0
Hannibal Navies	9	1	10	1	1-0	0	0	0
Caleb Miller	6	3	9	0	0-0	0	0	0
Greg Brooks	7	1	8	0	0-0	0	0	0
Tony Stewart	4	4	8	0	0-0	0	0	0
Reggie Myles	5	0	5	0	0-0	0	0	0
Landon Johnson	3	2	5	0	0-0	0	0	0
Ifeanyi Ohalet	4	0	4	0	0-0	0	0	0
Rashad Bauman	3	1	4	0	0-0	0	0	0
Patrick Body	3	0	3	0	0-0	0	0	0
Keiwan Ratliff	3	0	3	0	0-0	0	0	0
Larry Stevens	2	1	3	0	0-0	0	0	0
Kyle Larson	2	0	2	0	0-0	0	0	0
Brad St. Louis	2	0	2	0	0-0	0	0	0
Madieu Williams	1	1	2	0	0-0	0	0	0
Reggie Kelly	1	0	1	0	0-0	0	0	0
Matt Schobel	1	0	1	0	0-0	0	0	0
Kenny Watson	1	0	1	0	0-0	0	0	0
Tory James	0	1	1	0	0-0	0	0	0

MISCELLANEOUS DEFENSE*	ST	AT	TT	FF	FR-YDS
T.J. Houshmandzadeh	4	0	4	0	0-0
Bobbie Williams	4	0	4	0	0-0
Willie Anderson	2	0	2	0	0-0
Matt Schobel	2	0	2	0	0-0
Levi Jones	1	0	1	1	0-0
Reggie Kelly	1	0	1	0	0-0
Carson Palmer	1	0	1	0	0-0
Chris Perry	1	0	1	0	0-0
Eric Steinbach	1	0	1	0	0-0
Tony Stewart	1	0	1	0	0-0

\* NOTE: All defensive statistics above are press box statistics produced at the games.

# 2006 STATISTICS

RECORD: 8-8-0

HEAD COACH: MARVIN LEWIS

DATE	W-L	SCORE	OPPONENT	ATTENDANCE
9-10-06	W	23-10	at Kansas City	77,956
9-17-06	W	34-17	CLEVELAND	66,072
9-24-06	W	28-20	at Pittsburgh	64,922
10-1-06	L	13-38	NEW ENGLAND	66,035
10-8-06			— BYE —	
10-15-06	L	13-14	at Tampa Bay	65,732
10-22-06	W	17-14	CAROLINA	65,964
10-29-06	L	27-29	ATLANTA	65,978
11-5-06	L	20-26	at Baltimore	70,792
11-12-06	L	41-49	SAN DIEGO	65,917
11-19-06	W	31-16	at New Orleans	68,001
11-26-06	W	30-0	at Cleveland	72,926
11-30-06	W	13-7	BALTIMORE	65,973
12-10-06	W	27-10	OAKLAND	65,882
12-18-06	L	16-34	at Indianapolis	57,292
12-24-06	L	23-24	at Denver	75,759
12-31-06	L	17-23 (OT)	PITTSBURGH	66,049

TEAM STATISTICS	BENGALS	OPPONENTS
TOTAL FIRST DOWNS	313	337
Rushing	88	109
Passing	200	206
Penalty	25	22
3rd Down: Made-Att	72-201	88-211
3rd Down Pct.	35.8	41.7
4th Down: Made-Att	6-9	11-21
4th Down Pct.	66.7	52.4
POSSESSION AVG.	28:34	31:26
TOTAL NET YARDS	5462	5681
Avg. Per Game	341.4	355.1
Total Plays	994	1038
Avg. Per Play	5.5	5.5
NET YARDS RUSHING	1629	1863
Avg. Per Game	101.8	116.4
Total Rushes	435	448
NET YARDS PASSING	3833	3818
Avg. Per Game	239.6	238.6
Sacked-Yards Lost	36-233	35-211
Gross Yards	4066	4029
Att.-Completions	523-327	555-349
Completion Pct.	62.5	62.9
Had Intercepted	13	19
PUNTS-AVG.	77-44.5	72-43.5
Net Punting Avg.	38.6	37.4
PENALTIES-YARDS	92-717	97-836
FUMBLES-BALLS LOST	25-11	24-12
TOUCHDOWNS	43	40
Rushing	14	15
Passing	28	24
Returns	1	1

SCORE BY PERIODS	1	2	3	4	OT	PTS
BENGALS	86	111	58	118	0	373
OPPONENTS	50	76	85	114	6	331

SCORING	TD	TD-R	TD-P	TD-Rt	K-PAT	FG	S	PTS
Shayne Graham	0	0	0	0	40-42	25-30	0	115
Rudi Johnson	12	12	0	0	—	—	0	72
Chris Henry	9	0	9	0	—	—	0	54
T.J. Houshmandzadeh	9	0	9	0	—	—	0	54
Chad Johnson	7	0	7	0	—	—	0	42
Jeremi Johnson	1	1	0	0	—	—	0	6
Reggie Kelly	1	0	1	0	—	—	0	6
Ethan Kilmer	1	0	0	1	—	—	0	6
Tony Stewart	1	0	1	0	—	—	0	6
Kelley Washington	1	0	1	0	—	—	0	6
Kenny Watson	1	1	0	0	—	—	0	6
BENGALS	43	14	28	1	40-42	25-30	0	373
OPPONENTS	40	15	24	1	37-38	18-25	0	331

Two-point conversions: None. BENGALS 0-1, OPPONENTS 0-1.

RUSHING	ATT	YDS	AVG	LG	TD
Rudi Johnson	341	1309	3.8	22t	12
Kenny Watson	25	138	5.5	18	1
Chris Perry	10	57	5.7	18	0
Jeremi Johnson	15	56	3.7	15	1
Carson Palmer	26	37	1.4	11	0
Chad Johnson	6	24	4.0	8	0
Reggie McNeal	1	8	8.0	8	0
T.J. Houshmandzadeh	3	6	2.0	13	0
Tab Perry	2	4	2.0	2	0
Quincy Wilson	2	2	1.0	5	0
Anthony Wright	4	-12	-3.0	-1	0
BENGALS	435	1629	3.7	22t	14
OPPONENTS	448	1863	4.2	41	15

RECEIVING	REC	YDS	AVG	LG	TD
T.J. Houshmandzadeh	90	1081	12.0	40t	9
Chad Johnson	87	1369	15.7	74t	7
Chris Henry	36	605	16.8	71	9
Kenny Watson	23	213	9.3	46	0
Rudi Johnson	23	124	5.4	18	0
Reggie Kelly	21	254	12.1	32	1
Tony Stewart	14	120	8.6	26	1
Kelley Washington	9	115	12.8	22t	1
Chris Perry	9	42	4.7	12	0
Jeremi Johnson	6	37	6.2	17	0
Tab Perry	5	81	16.2	30	0
Antonio Chatman	3	22	7.3	10	0
Glenn Holt	1	3	3.0	3	0
BENGALS	327	4066	12.4	74t	28
OPPONENTS	349	4029	11.5	75	24

INTERCEPTIONS	NO	YDS	AVG	LG	TD
Kevin Kaesviharn	6	24	4.0	22	0
Tory James	4	44	11.0	28	0
Madieu Williams	3	33	11.0	25	0
Brian Simmons	2	5	2.5	5	0
Ethan Kilmer	1	52	52.0	52t	1
Dexter Jackson	1	46	46.0	46	0
Deltha O'Neal	1	42	42.0	42	0
Landon Johnson	1	2	2.0	2	0
BENGALS	19	248	13.1	52t	1
OPPONENTS	13	180	13.8	49t	1

PUNTING	NO	YDS	AVG	NET	TB	IN-20	LG	BLK.
Kyle Larson	77	3428	44.5	38.6	11	26	67	0
BENGALS	77	3428	44.5	38.6	11	26	67	0
OPPONENTS	72	3131	43.5	37.4	10	22	65	0

PUNT RETURNS	NO	FC	YDS	AVG	LG	TD
Keiwan Ratliff	27	9	176	6.5	38	0
Antonio Chatman	8	3	53	6.6	19	0
Deltha O'Neal	1	2	10	10.0	10	0
BENGALS	36	14	239	6.6	38	0
OPPONENTS	42	9	236	5.6	43	0

KICKOFF RETURNS	NO	YDS	AVG	LG	TD
Chris Perry	21	412	19.6	36	0
Glenn Holt	17	419	24.6	38	0
Kenny Watson	10	198	19.8	34	0
Antonio Chatman	4	93	23.3	31	0
Tab Perry	4	69	17.3	34	0
Reggie Kelly	2	8	4.0	8	0
Tony Stewart	1	10	10.0	10	0
Keiwan Ratliff	0f	0	—	—	0
BENGALS	59	1209	20.5	38	0
OPPONENTS	70	1472	21.0	49	0

FIELD GOALS	1-19	20-29	30-39	40-49	50+
Shayne Graham	0-0	9-9	8-9	6-8	2-4
BENGALS	0-0	9-9	8-9	6-8	2-4
OPPONENTS	0-0	5-6	9-9	4-8	0-2

Shayne Graham: (37G, 42G, 36G), (44N, 37G, 37G), (—), (40G, 45G), (37G, 47G, 62N), (23G), (51G, 26G), (51G, 31G), (51N, 21G, 44G), (21G), (24G), (23G, 27G, 46N), (—), (27G, 30G, 28G), (46G), (34G, 39N).

Opponents: (29G, 51N), (30G), (48B, 37G, 36G), (48N, 24G), (43N), (—), (42G, 40G, 39G), (43G, 25G, 36G, 35G), (—), (24G), (48N), (29N), (51N, 33G), (30G, 44G), (24G), (35G).

PASSING	ATT	CMP	YDS	CMP%	YDS/ATT	TD	TD%	INT	INT%	LG	SKD-YDS	RAT
Carson Palmer	520	324	4035	62.3	7.76	28	5.4	13	2.5	74t	36-233	93.9
Anthony Wright	3	3	31	100.0	10.33	0	0.0	0	0.0	22	0-0	109.7
BENGALS	523	327	4066	62.5	7.77	28	5.4	13	2.5	74t	36-233	94.1
OPPONENTS	555	349	4029	62.9	7.26	24	4.3	19	3.4	75	35-211	84.9

## USUAL STARTERS

OFFENSE	DEFENSE
WR Chad Johnson	LDE Bryan Robinson
LOT Andrew Whitworth,	LDT Sam Adams
Levi Jones	RDT John Thornton
LG Eric Steinbach	RDE Justin Smith
C Eric Ghiaciuc	SLB Rashad Jeanty
RG Bobbie Williams	MLB Brian Simmons,
ROT Willie Anderson	Ahmad Brooks,
TE Reggie Kelly	Caleb Miller
WR T.J. Houshmandzadeh	WLB Landon Johnson
QB Carson Palmer	LCB Johnathan Joseph,
HB Rudi Johnson	Deltha O'Neal
FB Jeremi Johnson	RCB Tory James
	SS Dexter Jackson,
	FS Madieu Williams

DEFENSE*	ST	AT	TT	SKS-YDS	INT-YDS	PD	FF	FR-YDS
Landon Johnson	73	34	107	0.5-4	1-2	5	3	0-0
Caleb Miller	61	30	91	1-7	0-0	3	1	1-0
Madieu Williams	63	19	82	0-0	3-33	13	1	0-0
Justin Smith	49	31	80	7.5-50.5	0-0	3	1	2-0
Brian Simmons	34	27	61	0-0	2-5	5	1	1-0
Kevin Kaesviharn	46	14	60	4-23	6-24	9	1	0-0
Johnathan Joseph	45	12	57	0-0	0-0	20	0	1-0
Dexter Jackson	39	16	55	1-4	1-46	4	0	1-0
Rashad Jeanty	35	20	55	0-0	0-0	2	1	0-0
Tory James	34	9	43	0-0	4-44	14	0	0-0
John Thornton	28	15	43	2-13	0-0	3	1	1-0
Domata Peko	21	22	43	2.5-19	0-0	0	1	0-0
Bryan Robinson	29	13	42	3-14	0-0	2	1	0-0
Robert Geathers	28	14	42	10.5-62.5	0-0	0	0	0-0
Deltha O'Neal	30	7	37	0-0	1-42	10	0	1-0
Ahmad Brooks	20	9	29	1-6	0-0	2	0	0-0
Keiwan Ratliff	13	4	17	0-0	0-0	2	0	0-0
Sam Adams	10	4	14	2-8	0-0	0	0	0-0
Shaun Smith	6	4	10	0-0	0-0	1	0	0-0
Jonathan Fanene	4	0	4	0-0	0-0	0	0	0-0
Herana-Daze Jones	2	2	4	0-0	0-0	0	0	0-0
Andre Frazier	2	1	3	0-0	0-0	1	0	0-0
Ethan Kilmer	2	1	3	0-0	1-52	1	0	0-0
Marcus Wilkins	1	0	1	0-0	0-0	0	0	0-0
David Pollack	0	1	1	0-0	0-0	0	0	0-0

SPECIAL TEAMS*	ST	AT	TT	FF	FR-YDS	BP	BFG	BXP
Herana-Daze Jones	12	6	18	1	0-0	0	0	0
Ethan Kilmer	12	4	16	0	1-0	0	0	0
Tony Stewart	8	6	14	0	2-0	0	0	0
Marcus Wilkins	8	6	14	0	0-0	0	0	0
Kenny Watson	8	2	10	0	0-0	0	0	0
Andre Frazier	6	4	10	0	0-0	0	0	0
Caleb Miller	5	5	10	0	0-0	0	0	0
Madieu Williams	5	3	8	1	0-0	0	0	0
Landon Johnson	5	1	6	0	0-0	0	0	0
Rashad Jeanty	4	1	5	0	1-0	0	0	0
John Busing	3	1	4	0	0-0	0	0	0
Kevin Kaesviharn	3	1	4	0	0-0	0	0	0
Tab Perry	2	0	2	0	0-0	0	0	0
Kelley Washington	2	0	2	0	0-0	0	0	0
Ahmad Brooks	1	1	2	0	0-0	0	0	0
Glenn Holt	1	1	2	0	0-0	0	0	0
Keiwan Ratliff	1	1	2	0	0-0	0	0	0
Shayne Graham	1	0	1	0	0-0	0	0	0
Greg Brooks	0	1	1	0	0-0	0	0	0
Johnathan Joseph	0	0	0	0	0-0	0	0	1
John Thornton	0	0	0	0	0-0	0	1	0

MISCELLANEOUS DEFENSE*	ST	AT	TT	FF	FR-YDS
Carson Palmer	3	0	3	0	0-0
Eric Steinbach	2	1	3	0	0-0
Eric Ghiaciuc	2	0	2	0	0-0
Jeremi Johnson	2	0	2	0	0-0
Reggie Kelly	2	0	2	0	0-0
Willie Anderson	1	0	1	0	0-0
Stacy Andrews	1	0	1	0	0-0
Chris Henry	1	0	1	0	0-0
T.J. Houshmandzadeh	1	0	1	0	0-0
Levi Jones	1	0	1	0	0-0

\* NOTE: All defensive statistics above are press box statistics produced at the games.



# 2007 STATISTICS

RECORD: 7-9-0

HEAD COACH: MARVIN LEWIS

DATE	W-L	SCORE	OPPONENT	ATTENDANCE
9-10-07	W	27-20	BALTIMORE	66,093
9-16-07	L	45-51	at Cleveland	72,801
9-23-07	L	21-24	at Seattle	68,110
10-1-07	L	13-34	NEW ENGLAND	66,113
10-7-07			— BYE —	
10-14-07	L	20-27	at Kansas City	76,846
10-21-07	W	38-31	NEW YORK JETS	65,868
10-28-07	L	13-24	PITTSBURGH	66,188
11-4-07	L	21-33	at Buffalo	70,745
11-11-07	W	21-7	at Baltimore	71,130
11-18-07	L	27-35	ARIZONA	65,403
11-25-07	W	35-6	TENNESSEE	65,489
12-2-07	L	10-24	at Pittsburgh	58,842
12-9-07	W	19-10	ST. LOUIS	65,143
12-15-07	L	13-20	at San Francisco	68,053
12-23-07	W	19-14	CLEVELAND	66,023
12-30-07	W	38-25	at Miami	70,461

TEAM STATISTICS	BENGALS	OPPONENTS
TOTAL FIRST DOWNS	320	313
Rushing	81	98
Passing	213	200
Penalty	26	15
3rd Down: Made-Att	96-208	86-201
3rd Down Pct.	46.2	42.8
4th Down: Made-Att	4-12	9-17
4th Down Pct.	33.3	52.9
POSSESSION AVG.	29:26	30:34
TOTAL NET YARDS	5568	5580
Avg. Per Game	348.8	348.8
Total Plays	1008	1011
Avg. Per Play	5.5	5.5
NET YARDS RUSHING	1556	1893
Avg. Per Game	97.3	118.3
Total Rushes	416	449
NET YARDS PASSING	4012	3687
Avg. Per Game	250.8	230.4
Sacked-Yards Lost	17-119	22-128
Gross Yards	4131	3815
Att.-Completions	575-373	540-353
Completion Pct.	64.9	65.4
Had Intercepted	20	19
PUNTS-AVG.	59-41.3	58-39.7
Net Punting Avg.	35.2	36.7
PENALTIES-YARDS	90-670	88-712
FUMBLES-BALLS LOST	20-10	28-16
TOUCHDOWNS	41	44
Rushing	10	11
Passing	26	29
Returns	5	4

SCORE BY PERIODS	1	2	3	4	OT	PTS
BENGALS	78	109	90	103	0	380
OPPONENTS	64	146	68	107	0	385

SCORING	TD	TD-R	TD-P	TD-R	K-PAT	FG	S	PTS
Shayne Graham	0	0	0	0	37-37	31-34	0	130
T.J. Houshmandzadeh	12	0	12	0	—	—	0	72
Chad Johnson	8	0	8	0	—	—	0	48
Kenny Watson	7	7	0	0	—	—	0	42
Rudi Johnson	4	3	1	0	—	—	0	26
Chris Henry	2	0	2	0	—	—	0	12
Glenn Holt	2	0	1	1	—	—	0	12
Antonio Chatman	1	0	1	0	—	—	0	6
DeDe Dorsey	1	0	0	1	—	—	0	6
Jeremi Johnson	1	0	1	0	—	—	0	6
Landon Johnson	1	0	0	1	—	—	0	6
Johnathan Joseph	1	0	0	1	—	—	0	6
Chinedum Ndukwe	1	0	0	1	—	—	0	6
Lemar Marshall	0	0	0	0	—	—	1	2
Kyle Larson	0	0	0	0	—	—	0	0
BENGALS	41	10	26	5	37-38	31-34	1	380
OPPONENTS	44	11	29	4	42-42	25-27	0	385

Two-point conversions: Rudi Johnson. BENGALS 1-3, OPPONENTS 2-2.

Fumbles-balls lost: Carson Palmer 5-1, Glenn Holt 3-2, Rudi Johnson 3-2, Kenny Watson 3-2, T.J. Houshmandzadeh 2-1, Chad Johnson 2-1, Tab Perry 1-1, Alex Stepanovich 1-0. BENGALS 20-10, OPPONENTS 28-16.

PASSING	ATT	CMP	YDS	CMP%	YDS/ATT	TD	TD%	INT	INT%	LG	SKD-YDS	RAT
Carson Palmer	575	373	4131	64.9	7.18	26	4.5	20	3.5	70t	17-119	86.7
BENGALS	575	373	4131	64.9	7.18	26	4.5	20	3.5	70t	17-119	86.7
OPPONENTS	540	353	3815	65.4	7.06	29	5.4	19	3.5	73	22-128	89.2

RUSHING	ATT	YDS	AVG	LG	TD
Kenny Watson	178	763	4.3	24	7
Rudi Johnson	170	497	2.9	22	3
DeDe Dorsey	21	183	8.7	45	0
Chad Johnson	6	47	7.8	16	0
Jeremi Johnson	7	25	3.6	12	0
T.J. Houshmandzadeh	5	14	2.8	8	0
Carson Palmer	24	10	0.4	10	0
Tab Perry	1	9	9.0	9	0
Antonio Chatman	1	5	5.0	5	0
Glenn Holt	2	2	1.0	1	0
Skyler Green	1	1	1.0	1	0
BENGALS	416	1556	3.7	45	10
OPPONENTS	449	1893	4.2	66t	11

RECEIVING	REC	YDS	AVG	LG	TD
T.J. Houshmandzadeh	112	1143	10.2	42t	12
Chad Johnson	93	1440	15.5	70t	8
Kenny Watson	52	374	7.2	43	0
Chris Henry	21	343	16.3	52t	2
Reggie Kelly	20	211	10.6	26	0
Antonio Chatman	19	149	7.8	15	1
Glenn Holt	16	143	8.9	22	1
Rudi Johnson	13	110	8.5	33	1
Daniel Coats	12	122	10.2	25	0
Jeremi Johnson	6	32	5.3	14	1
DeDe Dorsey	4	19	4.8	17	0
Skyler Green	3	33	11.0	18	0
Tab Perry	1	7	7.0	7	0
Marcus Maxwell	1	5	5.0	5	0
BENGALS	373	4131	11.1	70t	26
OPPONENTS	353	3815	10.8	73	29

INTERCEPTIONS	NO	YDS	AVG	LG	TD
Leon Hall	5	16	3.2	12	0
Johnathan Joseph	4	76	19.0	42t	1
Chinedum Ndukwe	3	44	14.7	44	0
Madieu Williams	2	40	20.0	35	0
Dexter Jackson	2	7	3.5	7	0
Robert Geathers	1	30	30.0	30	0
Deltha O'Neal	1	7	7.0	7	0
Michael Myers	1	0	0.0	0	0
BENGALS	19	220	11.6	44	1
OPPONENTS	20	294	14.7	55t	3

PUNTING	NO	YDS	AVG	NET	TB	IN-20	LG	BLK
Kyle Larson	59	2437	41.3	35.2	3	21	55	0
BENGALS	59	2437	41.3	35.2	3	21	55	0
OPPONENTS	58	2302	39.7	36.7	2	20	58	1

PUNT RETURNS	NO	FC	YDS	AVG	LG	TD
Antonio Chatman	18	8	93	5.2	19	0
Skyler Green	9	10	38	4.2	9	0
BENGALS	27	18	131	4.9	19	0
OPPONENTS	33	10	299	9.1	63t	1

KICKOFF RETURNS	NO	YDS	AVG	LG	TD
Glenn Holt	59f	1432	24.3	100t	1
Tab Perry	7	145	20.7	26	0
Reggie Kelly	3f	38	12.7	15	0
Antonio Chatman	2	49	24.5	34	0
DeDe Dorsey	2	20	10.0	20	0
BENGALS	73	1684	23.1	100t	1
OPPONENTS	76	1732	22.8	85	0

FIELD GOALS	1-19	20-29	30-39	40-49	50+
Shayne Graham	1-1	11-12	13-13	6-7	0-1
BENGALS	1-1	11-12	13-13	6-7	0-1
OPPONENTS	1-1	11-11	9-9	3-4	1-2
Shayne Graham: (53N, 23G, 40G), (20G), (43G, 24G), (40G, 48G), (33G, 36G), (20G), (31G, 20G), (—), (34G, 19G, 22G, 35G, 35G, 21G, 33G), (41G, 38G), (26N), (43N, 24G), (27G, 38G, 32G, 46G), (24G, 35G), (29G, 38G), (30G).					
Opponents: (36G, 23G), (39G, 39G, 18G), (23G), (31G, 36G), (32G, 20G), (24G, 35G, 43G), (40G), (23G, 21G, 29G, 38G), (—), (54N), (28G, 23G), (21G), (40N, 50G), (29G, 38G), (—), (49G).					

## USUAL STARTERS

OFFENSE	DEFENSE
WR Chad Johnson	LDE Robert Geathers
LOT Levi Jones	LDT Domata Peko
LG Andrew Whitworth	RDT John Thornton
C Eric Ghiaciuc	RDE Justin Smith
RG Bobbie Williams	SLB Rashad Jeanty
ROT Stacy Andrews,	MLB Landon Johnson,
Willie Anderson	Anthony Schlegel
TE Reggie Kelly	WLB Dhani Jones,
WR T.J. Houshmandzadeh	Landon Johnson
QB Carson Palmer	LCB Deltha O'Neal,
HB Rudi Johnson,	Johnathan Joseph
Kenny Watson	Leon Hall,
FB Jeremi Johnson	Johnathan Joseph
	SS Dexter Jackson,
	FS Madieu Williams

DEFENSE*	ST	AT	TT	SKS-YDS	INT-YDS	PD	FF	FR-YDS
Landon Johnson	66	38	104	1-8	0-0	4	0	2-34
Dhani Jones	56	30	86	1-2	0-0	3	2	0-0
Justin Smith	49	29	78	2-6	0-0	3	0	0-0
Dexter Jackson	43	28	71	0.5-3.5	2-7	3	1	2-19
Madieu Williams	57	13	70	2-4	2-40	7	1	1-2
Leon Hall	48	13	61	0-0	5-16	12	1	0-0
Johnathan Joseph	45	13	58	0-0	4-76	15	0	0-0
Deltha O'Neal	48	4	52	0-0	1-7	9	1	1-0
Domata Peko	36	16	52	1.5-3.5	0-0	1	0	1-0
Robert Geathers	25	22	47	3.5-26	1-30	3	1	1-0
Chinedum Ndukwe	27	8	35	2-15	3-44	6	1	1-54
Michael Myers	20	13	33	1-4	1-0	2	0	0-0
John Thornton	24	8	32	1-6	0-0	1	0	1-0
Rashad Jeanty	21	10	31	0-0	0-0	1	1	2-0
Anthony Schlegel	16	13	29	0-0	0-0	0	0	0-0
Bryan Robinson	13	7	20	1.5-11	0-0	2	1	0-0
Marvin White	10	3	13	0-0	0-0	4	0	0-0
Caleb Miller	7	1	8	0-0	0-0	3	0	0-0
Frostee Rucker	7	1	8	0-0	0-0	0	1	1-0
Lemar Marshall	5	2	7	1-6	0-0	1	1	0-0
Blue Adams	6	0	6	1-7	0-0	0	0	0-0
Ahmad Brooks	5	1	6	1-7	0-0	0	1	0-0
Jonathan Fanene	4	1	5	1-8	0-0	1	0	1-0
John Busing	3	1	4	0-0	0-0	0	0	0-0
Herana-Daze Jones	3	1	4	0-0	0-0	0	0	0-0
Corey Mays	0	3	3	0-0	0-0	1	0	0-0
David Jones	1	0	1	0-0	0-0	0	0	0-0
Keiwan Ratliff	1	0	1	0-0	0-0	0	0	0-0
(team)	—	—	—	1-11	—	—	—	—

SPECIAL TEAMS*	ST	AT	TT	FF	FR-YDS	BP	BFG	BXP
Herana-Daze Jones .....	13	2	15	0	0-0	0	0	0
Corey Mays .....	5	6	11	0	0-0	0	0	0
John Busing .....	7	3	10	0	0-0	0	0	0
Leon Hall .....	8	1	9	0	0-0	0	0	0
Blue Adams .....	7	2	9	0	0-0	0	0	0
Chinedum Ndukwe .....	7	2	9	2	0-0	0	0	0
Rashad Jeanty .....	5	2	7	1	0-0	0	0	0
Marvin White .....	5	2	7	0	1-0	0	0	0
Daniel Coats .....	6	0	6	0	0-0	0	0	0
Roy Manning .....	4	2	6	0	0-0	0	0	0
Landon Johnson .....	5	0	5	0	0-0	0	0	0
Johnathan Joseph .....	4	0	4	0	0-0	0	0	0
Caleb Miller .....	4	0	4	0	0-0	0	0	0
Madieu Williams .....	1	3	4	0	0-0	0	0	0
Clifton Dawson .....	3	0	3	0	0-0	0	0	0
Dhani Jones .....	2	1	3	0	0-0	0	0	0
Anthony Schlegel .....	1	2	3	0	0-0	0	0	0
Jim Maxwell .....	0	3	3	0	0-0	0	0	0
Marcus Maxwell .....	2	0	2	0	0-0	0	0	0
Glenn Holt .....	0	2	2	0	0-0	0	0	0
DeDe Dorsey .....	1	0	1	0	0-0	1	0	0
Dexter Jackson .....	1	0	1	0	0-0	0	0	0
David Jones .....	1	0	1	0	0-0	0	0	0
Lemar Marshall .....	1	0	1	0	0-0	0	0	0
Andre Frazier .....	0	1	1	0	0-0	0	0	0
Kyle Larson .....	0	1	1	0	0-0	0	0	0
Tab Perry .....	0	1	1	0	0-0	0	0	0



RECORD: 4-11-1

HEAD COACH: MARVIN LEWIS

DATE	W-L	SCORE	OPPONENT	ATTENDANCE
9-7-08	L	10-17	at Baltimore	70,978
9-14-08	L	7-24	TENNESSEE	64,540
9-21-08	L	23-26 (OT)	at N.Y. Giants	79,276
9-28-08	L	12-20	CLEVELAND	65,541
10-5-08	L	22-31	at Dallas	62,655
10-12-08	L	14-26	at N.Y. Jets	78,161
10-19-08	L	10-38	PITTSBURGH	65,860
10-26-08	L	6-35	at Houston	70,112
11-2-08	W	21-19	JACKSONVILLE	64,238
11-9-08			— BYE —	
11-16-08	T	13-13 (OT)	PHILADELPHIA	64,633
11-20-08	L	10-27	at Pittsburgh	59,854
11-30-08	L	3-34	BALTIMORE	63,871
12-7-08	L	3-35	at Indianapolis	66,402
12-14-08	W	20-13	WASHINGTON	63,996
12-21-08	W	14-0	at Cleveland	72,361
12-28-08	W	16-6	KANSAS CITY	63,984

TEAM STATISTICS	BENGALS	OPPONENTS
TOTAL FIRST DOWNS .....	245	296
Rushing .....	80	106
Passing .....	145	169
Penalty .....	20	21
3rd Down: Made-Att .....	82-236	93-218
3rd Down Pct. ....	34.7	42.7
4th Down: Made-Att .....	7-14	5-11
4th Down Pct. ....	50.0	45.5
POSSESSION AVG. ....	28:40	31:20
TOTAL NET YARDS .....	3926	5208
Avg. Per Game .....	245.4	325.5
Total Plays .....	984	1013
Avg. Per Play .....	4.0	5.1
NET YARDS RUSHING .....	1520	1921
Avg. Per Game .....	95.0	120.1
Total Rushes .....	420	490
NET YARDS PASSING .....	2406	3287
Avg. Per Game .....	150.4	205.4
Sacked-Yards Lost .....	51-271	17-122
Gross Yards .....	2677	3409
Att.-Completions .....	513-303	506-315
Completion Pct. ....	59.1	62.3
Had Intercepted .....	15	12
PUNTS-AVG. ....	101-39.1	79-43.6
Net Punting Avg. ....	34.1	37.6
PENALTIES-YARDS .....	75-591	102-772
FUMBLES-BALLS LOST .....	27-11	20-12
TOUCHDOWNS .....	20	43
Rushing .....	6	15
Passing .....	11	23
Returns .....	3	5

SCORE BY PERIODS	1	2	3	4	OT	PTS
BENGALS.....	51	92	20	41	0	204
SEAHAWKS.....	53	101	20	41	0	215

OPPONENTS		54	94	82	131	3	364	
SCORING	TD	TD-R	TD-P	TD-Rt	K-PAT	FG	S	PTS
Shayne Graham.....	0	0	0	0	15-15	21-24	0	78
T.J. Houshmandzadeh....	4	0	4	0	—	—	0	24
Chad Johnson.....	4	0	4	0	—	—	0	24
Cedric Benson.....	2	2	0	0	—	—	0	12
Ryan Fitzpatrick.....	2	2	0	0	—	—	0	12
Chris Henry.....	2	0	2	0	—	—	0	12
Chris Perry.....	2	2	0	0	—	—	0	12
Leon Hall.....	1	0	0	1	—	—	0	6
Glenn Holt.....	1	0	1	0	—	—	0	6
Johnathan Joseph.....	1	0	0	1	—	—	0	6
Chinedum Nduke.....	1	0	0	1	—	—	0	6
Dave Rayner.....	0	0	0	0	3-3	1-1	0	6
BENGALS.....	20	6	11	3	18-18	22-25	0	264
OPPONENTS.....	43	15	23	5	40-40	22-23	0	364

Two-point conversions: None. BENGALS 0-2, OPPONENTS 0-3.

Fumbles-lost: Ryan Fitzpatrick 11-5, Chris Perry 5-3, Eric Ghiaciuc 4-0, Cedric Benson 2-1, Carson Palmer 2-0, Antonio Chatman 1-1, Glenn Holt 1-1, Ben Utecht 1-0. BENGALS 27-11. OPPONENTS 20-12.

RUSHING	ATT	YDS	AVG	LG	TD
Cedric Benson.....	214	747	3.5	46	2
Ryan Fitzpatrick.....	60	304	5.1	22	2
Chris Perry.....	104	269	2.6	25t	2
Kenny Watson.....	13	55	4.2	7	0
Andre Caldwell.....	5	53	10.6	26	0
Carson Palmer.....	6	38	6.3	15	0
James Johnson.....	9	29	3.2	12	0
T.J. Houshmandzadeh.....	1	9	9.0	9	0
DeDe Dorsey.....	5	8	1.6	7	0
Antonio Chatman.....	2	4	2.0	2	0
Jordan Palmer.....	1	4	4.0	4	0
BENGALS.....	420	1520	3.6	46	6
OPPONENTS.....	490	1921	3.9	51	15

RECEIVING	REC	YDS	AVG	LG	TD
T.J. Houshmandzadeh.....	92	904	9.8	46	4
Chad Johnson.....	53	540	10.2	26	4
Reggie Kelly.....	31	207	6.7	31	0
Antonio Chatman.....	21	194	9.2	25	0
Cedric Benson.....	20	185	9.3	79	0
Chris Perry.....	20	71	3.6	12	0
Chris Henry.....	19	220	11.6	22	2
Ben Utecht.....	16	123	7.7	14	0
Andre Caldwell.....	11	78	7.1	15	0
James Johnson.....	6	47	7.8	16	0
Glenn Holt.....	3	26	8.7	10t	1
Kenny Watson.....	3	4	1.3	3	0
DeDe Dorsey.....	2	49	24.5	36	0
Daniel Coats.....	2	19	9.5	11	0
Nate Lawrie.....	2	11	5.5	7	0
Jerome Simpson.....	1	2	2.0	2	0
Ryan Fitzpatrick.....	1	-3	-3.0	-3	0
BENGALS.....	303	2677	8.8	79	11
OPPONENTS.....	315	3409	10.8	70t	23

INTERCEPTIONS	NO	YDS	AVG	LG	TD
Leon Hall .....	3	87	29.0	50t	1
Brandon Johnson .....	2	35	17.5	35t	0
Keith Rivers .....	1	39	39.0	39	0
Chris Crocker .....	1	22	22.0	22	0
Johnathan Joseph .....	1	22	22.0	22	0
Dhani Jones .....	1	13	13.0	13	0
Chinedum Ndukwue .....	1	12	12.0	12	0
Corey Lynch .....	1	6	6.0	6	0
Marvin White .....	1	0	0.0	0	0
BENGALS .....	12	236	19.7	50t	1
OPPONENTS .....	15	279	18.6	85t	2

PUNTING	NO	YDS	AVG	NET	TB	IN-20	LG	BLK.
Kyle Larson.....	100	3945	39.5	34.1	3	28	57	1
BENGALS.....	101	3945	39.1	34.1	3	28	57	1
OPPONENTS	79	3443	43.6	37.6	11	22	70	0

PUNTS	RETURNS	NO	FC	YDS	AVG	LG	TD
Antonio Chatman.....	21	5	158	7.5	34	0	
T.J. Houshmandzadeh.....	8	2	79	9.9	15	0	
Leon Hall.....	3	0	16	5.3	12	0	
BENGALS.....	32	7	253	7.9	34	0	
OPPONENTS.....	48	22	436	9.1	73	1	

KICKOFF RETURNS	NO	YDS	AVG	LG	TD
Glenn Holt.....	46	1110	24.1	60	0
Andre Caldwell.....	13	338	26.0	43	0
Kenny Watson.....	4	63	15.8	24	0
Daniel Coats.....	1	18	18.0	18	0
Leon Hall.....	1	1	1.0	1	0
James Johnson.....	1	13	13.0	13	0
Jerome Simpson.....	1	8	8.0	8	0
BENGALS.....	67	1551	23.1	60	0
OPPONENTS.....	47	1059	22.5	87	0

FIELD GOALS	1-19	20-29	30-39	40-49	50+
Shayne Graham .....	1-1	5-5	6-7	9-11	0-0
Dave Rayner .....	0-0	1-1	0-0	0-0	0-0
BENGALS .....	1-1	6-6	6-7	9-11	0-0
OPPONENTS .....	0-0	12-12	6-6	3-4	1-1

Shayne Graham: (43G), (37N), (22G, 30G, 21G), (42G, 45G), (41G, 31G, 40G), (—), (—), (43G, 32G), (—), (20G, 41G, 47N), (26G), (21G), (19G), (32G, 45G), (48N), (38G, 30G, 43G). Rayner: (—), (—), (—), (—), (—), (26G), (—), (—), (—), (—), (—), (—), (—).  
Opponents: (47N, 21G), (34G), (24G, 46G, 26G, 22G), (25G, 29G), (30G), (38G, 43G), (21G), (—), (52G, 26G), (42G, 27G), (37G, 38G), (27G, 21G), (—), (23G, 36G), (—), (—).

PASSING	ATT	CMP	YDS	CMP%	YDS/ATT	TD	TD%	INT	INT%	LG	SKD-YDS	RAT
Ryan Fitzpatrick .....	372	221	1905	59.4	5.12	8	2.2	9	2.4	79	38-193	70.0
Carson Palmer .....	129	75	731	58.1	5.67	3	2.3	4	3.1	36	11-67	69.0
Jordan Palmer .....	12	7	41	58.3	3.42	0	0.0	2	16.7	13	2-11	25.3
BENGALS .....	513	303	2677	59.1	5.22	11	2.1	15	2.9	79	51-271	68.0
OPPONENTS .....	506	315	3409	62.3	6.74	23	4.5	12	2.4	701	17-122	87.3

## USUAL STARTERS

OFFENSE		DEFENSE	
WR	Chad Johnson	LDE	Robert Geathers
LOT	Levi Jones,	LDT	Domata Peko
	Anthony Collins	RDT	John Thornton,
LG	Andrew Whitworth,		Pat Sims
	Nate Livings	RDE	Antwan Odom
C	Eric Ghiaciuc	SLB	Rashad Jeanty
RG	Bobbie Williams	MLB	Dhani Jones
ROT	Stacy Andrews	WLB	Brandon Johnson,
TE	Reggie Kelly		Keith Rivers
WR	T.J. Houshmandzadeh	LCB	Johannathan Joseph,
QB	Ryan Fitzpatrick		David Jones
HB	Cedric Benson,	RCB	Leon Hall
	Chris Perry	SS	Chinedum Ndukwe
FB	(no player started more than 4 games)	FS	Marvin White,
			Chris Crocker

DEFENSE*	ST	AT	TT	SKS-YDS	INT-YDS	PD	FF	FR-YDS
Dhani Jones .....	73	41	114	0-0	1-13	8	1	1-0
Rashad Jeanty .....	54	32	86	0-0	0-0	2	2	0-0
Brandon Johnson .....	42	35	77	1.5-4.5	2-35	4	0	0-0
Leon Hall .....	57	14	71	0-0	3-87	24	0	1-0
Marvin White .....	52	15	67	0-0	1-0	4	0	0-0
Domata Peko .....	29	38	67	0.5-0.5	0-0	2	0	0-0
Chinedum Ndukwue .....	42	21	63	3-25	1-12	4	0	1-15
Johnathan Joseph .....	31	11	42	0-0	1-22	13	1	1-65
David Jones .....	33	5	38	0-0	0-0	6	0	1-12
Robert Geathers .....	22	16	38	2.5-19.5	0-0	1	1	1-0
Keith Rivers .....	24	12	36	0-0	1-39	1	1	0-0
Pat Sims .....	22	13	35	1-2	0-0	0	0	0-0
Chris Crocker .....	25	9	34	1.5-10.5	1-22	2	1	0-0
Jonathan Fanene .....	21	10	31	0-0	0-0	0	0	0-0
John Thornton .....	24	6	30	3-25	0-0	2	0	0-0
Antwan Odom .....	19	7	26	3-28	0-0	2	2	0-0
Frostee Rucker .....	15	8	23	1-7	0-0	1	2	1-6
Dexter Jackson .....	14	7	21	0-0	0-0	1	0	0-0
Jamar Fletcher .....	13	2	15	0-0	0-0	3	0	1-0
Kyries Hebert .....	8	7	15	0-0	0-0	0	0	1-0
Orien Harris .....	4	10	14	0-0	0-0	0	0	0-0
Darryl Blackstock .....	7	6	13	0-0	0-0	0	0	0-0
Simeon Castille .....	5	2	7	0-0	0-0	1	0	0-0
Corey Mays .....	3	2	5	0-0	0-0	0	1	1-0
Jason Shirley .....	2	2	4	0-0	0-0	0	0	0-0
Corey Lynch .....	3	0	3	0-0	1-6	1	0	0-0
Mike Doss .....	1	1	2	0-0	0-0	1	0	0-0
Eric Henderson .....	1	1	2	0-0	0-0	0	0	0-0
John Busing .....	1	0	1	0-0	0-0	0	0	0-0

SPECIAL TEAMS*	ST	AT	TT	FF	FR-YDS	BP	BFG	BXP
Kyries Hebert.....	14	7	21	0	0-0	0	0	0
Rashad Jeanty.....	9	4	13	0	1-0	0	0	0
Corey Mays.....	8	3	11	0	0-0	0	0	0
Brad St. Louis.....	6	2	8	0	0-0	0	0	0
Darryl Blackstock.....	3	4	7	0	0-0	0	0	0
Brandon Johnson.....	4	2	6	0	0-0	0	0	0
Corey Lynch.....	2	4	6	0	0-0	0	0	0
John Busing.....	3	2	5	0	0-0	0	0	0
David Jones.....	3	2	5	0	0-0	0	0	0
Leon Hall.....	4	0	4	0	0-0	0	0	0
Herana-Daze Jones.....	4	0	4	0	0-0	0	0	0
Abdul Hodge.....	1	2	3	0	0-0	0	0	0
Jim Maxwell.....	1	2	3	0	0-0	0	0	0
Kenny Watson.....	0	3	3	0	0-0	0	0	0
Glenn Holt.....	2	0	2	0	0-0	0	0	0
Dhani Jones.....	2	0	2	0	0-0	0	0	0
Kyle Larson.....	2	0	2	0	0-0	0	0	0
Geoffrey Pope.....	2	0	2	0	0-0	0	0	0
Shayne Graham.....	1	1	2	0	0-0	0	0	0
Andre Caldwell.....	1	0	1	0	0-0	0	0	0
Jamar Fletcher.....	1	0	1	0	0-0	0	0	0
Josh Mallard.....	1	0	1	0	0-0	0	0	0
Chinedum Ndukwe.....	1	0	1	0	0-0	0	0	0
Marvin White.....	1	0	1	0	0-0	0	0	0
Daniel Coats.....	0	1	1	0	0-0	0	0	0
Chris Harrington.....	0	1	1	0	0-0	0	0	0
Nate Lawrie.....	0	1	1	0	0-0	0	0	0
Keith Rivers.....	0	1	1	0	0-0	0	0	0

MISCELLANEOUS DEFENSE *	ST	AT	TT	FF	FR-YDS
Eric Ghiaciuc.....	3	0	3	0	0-0
T.J. Houshmandzadeh.....	3	0	3	0	0-0
Andrew Whitworth.....	3	0	3	0	0-0
Ben Utechl.....	2	0	2	0	0-0
Cedric Benson.....	1	0	1	0	0-0
Daniel Coats.....	1	0	1	0	0-0
Ryan Fitzpatrick.....	1	0	1	0	0-0
Chris Henry.....	1	0	1	0	0-0
James Johnson.....	1	0	1	0	0-0
Levi Jones.....	1	0	1	0	0-0
Reggie Kelly.....	1	0	1	0	0-0
Carson Palmer.....	1	0	1	0	0-0
Chris Perry.....	1	0	1	0	0-0
Bobbie Williams.....	1	0	1	0	0-0
Chad Johnson.....	0	0	0	0	1-0

\* NOTE: All defensive statistics above are press box statistics produced at the games.

# 2009 STATISTICS

RECORD: 10-6-0

HEAD COACH: MARVIN LEWIS  
(BENGALS WON AFC NORTH DIVISION; SEE POSTSEASON  
PORTION OF TEAM HISTORY SECTION FOR POSTSEASON STATS)

DATE	W-L	SCORE	OPPONENT	ATTENDANCE
9-13-09	L	7-12	DENVER	62,831
9-20-09	W	31-24	at Green Bay	70,678
9-27-09	W	23-20	PITTSBURGH	64,538
10-4-09	W	23-20 (OT)	at Cleveland	69,844
10-11-09	W	17-14	at Baltimore	71,161
10-18-09	L	17-28	HOUSTON	64,019
10-25-09	W	45-10	CHICAGO	64,900
11-1-09		— BYE —		
11-8-09	W	17-7	BALTIMORE	64,313
11-15-09	W	18-12	at Pittsburgh	65,392
11-22-09	L	17-20	at Oakland	34,112
11-29-09	W	16-7	CLEVELAND	64,553
12-6-09	W	23-13	DETROIT	62,545
12-13-09	L	10-30	at Minnesota	63,854
12-20-09	L	24-27	at San Diego	68,889
12-27-09	W	17-10	KANSAS CITY	64,333
1-3-10	L	0-37	at N.Y. Jets	79,106

TEAM STATISTICS	BENGALS	OPPONENTS
TOTAL FIRST DOWNS	295	276
Rushing	109	95
Passing	159	165
Penalty	27	16
3rd Down: Made-Att	93-229	81-210
3rd Down Pct.	40.6	38.6
4th Down: Made-Att	10-14	7-15
4th Down Pct.	71.4	46.7
POSSESSION AVG.	31:59	28:01
TOTAL NET YARDS	4946	4822
Avg. Per Game	309.1	301.4
Total Plays	1011	980
Avg. Per Play	4.9	4.9
NET YARDS RUSHING	2056	1573
Avg. Per Game	128.5	98.3
Total Rushes	505	399
NET YARDS PASSING	2890	3249
Avg. Per Game	180.6	203.1
Sacked-Yards Lost	29-244	34-237
Gross Yards	3134	3486
Att. Completions	477-286	547-318
Completion Pct.	60.0	58.1
Had Intercepted	13	19
PUNTS-AVG.	86-43.2	83-43.9
Net Punting Avg.	36.3	35.3
PENALTIES-YARDS	114-863	99-767
FUMBLES-BALLS LOST	24-12	17-6
TOUCHDOWNS	34	32
Rushing	9	12
Passing	21	18
Returns	4	2

SCORE BY PERIODS	1	2	3	4	OT	PTS
BENGALS	61	118	49	74	3	305
OPPONENTS	55	96	61	79	0	291

SCORING	TD	TD-R	TD-P	TD-R	K-PAT	FG	S	PTS
Shayne Graham	0	0	0	0	28-29	23-28	0	97
Chad Johnson	9	0	9	0	—	—	0	54
Cedric Benson	6	6	0	0	—	—	0	36
Laveranues Coles	5	0	5	0	—	—	0	30
Carson Palmer	3	3	0	0	—	—	0	20
Andre Caldwell	3	0	3	0	—	—	0	18
J.P. Foschi	2	0	2	0	—	—	0	12
Chris Henry	2	0	2	0	—	—	0	12
Jonathan Fanene	1	0	0	1	—	—	0	6
Robert Geathers	1	0	0	1	—	—	0	6
Johnathan Joseph	1	0	0	1	—	—	0	6
Bernard Scott	1	0	0	1	—	—	0	6
Brian Leonard	0	0	0	0	—	—	0	2
BENGALS	34	9	21	4	28-29	23-28	0	305
OPPONENTS	32	12	18	2	30-30	23-29	0	291

Two-point conversions: Brian Leonard, Carson Palmer.  
BENGALS 2-5, OPPONENTS 0-2.

Fumbles-lost: Carson Palmer 6-2, Andre Caldwell 4-2, Chad Johnson 2-2, J.T. O'Sullivan 2-2, Daniel Coats 2-1, Quan Cosby 2-0, J.P. Foschi 1-1, Jeremi Johnson 1-1, Brian Leonard 1-1, Cedric Benson 1-0, Kevin Huber 1-0, Bernard Scott 1-0. BENGALS 24-12, OPPONENTS 17-6.

PASSING	ATT	CMP	YDS	CMP%	YDS/ATT	TD	TD%	INT	INT%	LG	SKD-YDS	RAT
Carson Palmer	466	282	3094	60.5	6.64	21	4.5	13	2.8	73	26-213	83.6
J.T. O'Sullivan	11	4	40	36.4	3.64	0	0.0	0	0.0	16	3-31	47.5
BENGALS	477	286	3134	60.0	6.57	21	4.4	13	2.7	73	29-244	82.7
OPPONENTS	547	318	3486	58.1	6.37	18	3.3	19	3.5	87	34-237	73.6

RUSHING	ATT	YDS	AVG	LG	TD
Cedric Benson	301	1251	4.2	42	6
Bernard Scott	74	321	4.3	61	0
Larry Johnson	46	204	4.4	27	0
Carson Palmer	39	93	2.4	15	3
Brian Leonard	27	84	3.1	11	0
Chad Johnson	3	32	10.7	26	0
Andre Caldwell	3	22	7.3	15	0
Chris Crocker	1	21	21.0	21	0
J.T. O'Sullivan	3	12	4.0	6	0
Laveranues Coles	2	10	5.0	8	0
Jeremi Johnson	4	8	2.0	4	0
Kevin Huber	1	0	0.0	0	0
Quan Cosby	1	-2	-2.0	-2	0
BENGALS	505	2056	4.1	61	9
OPPONENTS	399	1573	3.9	57	12

RECEIVING	REC	YDS	AVG	LG	TD
Chad Johnson	72	1047	14.5	50	9
Andre Caldwell	51	432	8.5	24	3
Laveranues Coles	43	514	12.0	40	5
Brian Leonard	30	217	7.2	18	0
J.P. Foschi	27	260	9.6	27	2
Cedric Benson	17	111	6.5	19	0
Daniel Coats	16	150	9.4	23	0
Chris Henry	12	236	19.7	73	2
Jeremi Johnson	6	41	6.8	9	0
Bernard Scott	5	67	13.4	23	0
Quan Cosby	4	55	13.8	23	0
Larry Johnson	3	4	1.3	6	0
BENGALS	286	3134	11.0	73	21
OPPONENTS	318	3486	11.0	87	18

INTERCEPTIONS	NO	YDS	AVG	LG	TD
Johnathan Joseph	6	92	15.3	32	1
Leon Hall	6	47	7.8	26	0
Chris Crocker	2	38	19.0	20	0
Jonathan Fanene	1	45	45.0	45	1
Frostee Rucker	1	26	26.0	26	0
Chinedum Ndukwe	1	9	9.0	9	0
Tom Nelson	1	2	2.0	2	0
Keith Rivers	1	0	0.0	0	0
BENGALS	19	259	13.6	45	2
OPPONENTS	13	184	14.2	52	2

PUNTING	NO	YDS	AVG	NET	TB	IN-20	LG	BLK
Kevin Huber	86	3713	43.2	36.3	10	24	61	0
BENGALS	86	3713	43.2	36.3	10	24	61	0
OPPONENTS	83	3641	43.9	35.3	12	25	66	0

PUNT RETURNS	NO	FC	YDS	AVG	LG	TD
Quan Cosby	40	19	474	11.9	60	0
BENGALS	40	19	474	11.9	60	0
OPPONENTS	39	15	393	10.1	50	0

KICKOFF RETURNS	NO	YDS	AVG	LG	TD
Andre Caldwell	29	539	18.6	39	0
Bernard Scott	16	504	31.5	96	1
Quan Cosby	13	239	18.4	31	0
Brian Leonard	2	38	19.0	24	0
Laveranues Coles	1	14	14.0	14	0
Leon Hall	1	22	22.0	22	0
BENGALS	62	1356	21.9	96	1
OPPONENTS	58	1289	22.2	58	0

FIELD GOALS	1-19	20-29	30-39	40-49	50+
Shayne Graham	0-0	10-11	8-10	3-3	2-4
BENGALS	0-0	10-11	8-10	3-3	2-4
OPPONENTS	1-1	6-7	8-9	5-5	3-7
Shayne Graham: (—), (40G), (34G, 52N), (23B, 31G), (32B, 32G), (50G), (29G), (23G), (51N, 23G, 32G, 32G, 43G), (37N, 25G), (37G, 53G, 28G), (44G, 39G, 23G), (22G), (26G, 25G, 34G), (29G), (—).					
Opponents: (48G, 50G), (55N, 45G), (19G, 24G, 52N), (26G, 31G), (—), (28B), (22G), (38N), (28G, 33G, 35G, 34G), (57N, 52G, 33G), (—), (55N), (41G, 23G, 44G), (33G, 52G), (30G), (20G, 39G, 40G).					

## USUAL STARTERS

OFFENSE	DEFENSE
WR Chad Johnson	LDE Robert Geathers
LOT Andrew Whitworth	LDT Domata Peko
LG Nate Livings,	RDT Tank Johnson
Evan Mathis	RDE Jonathan Fanene,
C Kyle Cook	Antwan Odom
RG Bobbie Williams	SLB Rey Mualuga
ROT Dennis Roland,	MLB Dhani Jones
Anthony Collins	WLB Keith Rivers
TE Daniel Coats,	LCB Johnathan Joseph
J.P. Foschi	RCB Leon Hall
WR Laveranues Coles	SS Chinedum Ndukwe
QB Carson Palmer	FS Chris Crocker
HB Cedric Benson	
FB Jeremi Johnson	

DEFENSE*	ST	AT	TT	SKS-YDS	INT-YDS	PD	FF	FR-YDS
Dhani Jones	77	36	113	3.5-26	0-0	4	1	2-0
Chinedum Ndukwe	60	25	85	2-18.5	1-9	5	0	0-0
Keith Rivers	45	26	71	1-8	1-0	2	0	0-0
Johnathan Joseph	58	11	69	0-0	6-92	20	1	0-0
Leon Hall	52	13	65	0-0	6-47	24	2	0-0
Rey Mualuga	35	24	59	1-8	0-0	2	2	0-0
Chris Crocker	39	10	49	0-0	2-38	9	1	0-0
Brandon Johnson	31	16	47	1.5-11.5	0-0	4	0	1-0
Robert Geathers	21	15	36	3.5-28.5	0-0	3	1	2-113
Jonathan Fanene	18	18	36	6-33	1-45	2	0	0-0
Pat Sims	19	15	34	0.5-2.5	0-0	0	0	1-0
Tank Johnson	16	13	29	2-7	0-0	1	0	0-0
Roy Williams	17	9	26	0-0	0-0	2	0	0-0
Domata Peko	12	11	23	0-0	0-0	1	0	0-0
Tom Nelson	18	4	22	0-0	1-2	2	0	0-0
Morgan Trent	18	4	22	1-7	0-0	4	0	0-0
Antwan Odom	18	1	19	8-51	0-0	2	0	0-0
Frostee Rucker	7	6	13	1-10	1-26	2	0	0-0
Michael Johnson	7	5	12	3-26	0-0	5	0	0-0
Rashad Jeanty	8	1	9	0-0	0-0	0	0	0-0
Kyries Hebert	7	2	9	0-0	0-0	0	0	0-0
Shaun Smith	3	5	8	0-0	0-0	0	0	0-0
Orien Harris	5	2	7	0-0	0-0	0	0	0-0
David Jones	3	2	5	0-0	0-0	1	0	0-0
Abdul Hodge	2	3	5	0-0	0-0	0	0	0-0
Rico Murray	1	0	1	0-0	0-0	0	0	0-0
Geoffrey Pope	0	0	0	0-0	0-0	1	0	0-0

SPECIAL TEAMS*	ST	AT	TT	FF	FR-YDS	BP	BFG	BXP
Abdul Hodge	10	1	11	1	0-0	0	0	0
Brandon Johnson	9	2	11	0	0-0	0	0	0
Kyries Hebert	7	4	11	0	0-0	0	0	0
Rashad Jeanty	5	5	10	0	0-0	0	0	0
Brian Leonard	7	1	8	0	0-0	0	0	0
Dan Skuta	6	2	8	0	0-0	0	0	0
Leon Hall	6	0	6	0	0-0	0	0	0
David Jones	4	2	6	0	0-0	0	0	0
Maurice Purify	4	2	6	0	0-0	0	0	0
Morgan Trent	4	2	6	0	0-0	0	0	0
Michael Johnson	4	1	5	0	0-0	0	0	0
Rey Mualuga	4	0	4	1	0-0	0	0	0
Chinedum Ndukwe	3	1	4	0	0-0	0	0	0
Quan Cosby	2	1	3	0	0-0	0	0	0
Tom Nelson	2	1	3	0	0-0	0	0	0
Shayne Graham	2	0	2	0	0-0	0	0	0
Kevin Huber	2	0	2	0	0-0	0	0	0
Bernard Scott	2	0	2	0	0-0	0	0	0
Roy Williams	2	0	2	0	0-0	0	0	0
Chris Crocker	1	1	2	0	0-0	0	0	0
Clark Harris	1	0	1	0	0-0	0	0	0
Johnathan Joseph	1	0	1	0	0-0	0	0	0
Keith Rivers	1	0	1	0	0-0	0	0	0
Brad St. Louis	1	0	1	0	0-0	0	0	0
Antwan Odom	0	0	0	0	0-0	0	1	0

## RECORD: 4-12-0

# 2011 STATISTICS

RECORD: 9-7-0

HEAD COACH: MARVIN LEWIS  
(BENGALS WERE WILD CARD QUALIFIER; SEE POSTSEASON  
PORTION OF TEAM HISTORY SECTION FOR POSTSEASON STATS)

DATE	W-L	SCORE	OPPONENT	ATTENDANCE
9-11-11	W	27-17	at Cleveland	67,321
9-18-11	L	22-24	at Denver	73,281
9-25-11	L	8-13	SAN FRANCISCO	43,363
10-2-11	W	23-20	BUFFALO	41,142
10-9-11	W	30-20	at Jacksonville	61,799
10-16-11	W	27-17	INDIANAPOLIS	52,068
10-23-11			— BYE —	
10-30-11	W	34-12	at Seattle	66,004
11-6-11	W	24-17	at Tennessee	69,143
11-13-11	L	17-24	PITTSBURGH	63,262
11-20-11	L	24-31	at Baltimore	71,320
11-27-11	W	23-20	CLEVELAND	48,260
12-4-11	L	7-35	at Pittsburgh	63,697
12-11-11	L	19-20	HOUSTON	41,202
12-18-11	W	20-13	at St. Louis	56,431
12-24-11	W	23-16	ARIZONA	41,273
1-1-12	L	16-24	BALTIMORE	63,439

TEAM STATISTICS	BENGALS	OPPONENTS
TOTAL FIRST DOWNS	285	284
Rushing	93	94
Passing	160	170
Penalty	32	20
3rd Down: Made-Att.	80-217	78-220
3rd Down Pct.	36.5	35.5
4th Down: Made-Att.	4-11	4-11
4th Down Pct.	40.0	36.4
POSSESSION AVG.	30:19	29:41
TOTAL NET YARDS	5118	5060
Avg. Per Game	319.9	316.3
Total Plays	1015	1009
Avg. Per Play	5.0	5.0
NET YARDS RUSHING	1778	1675
Avg. Per Game	111.1	104.7
Total Rushes	455	425
NET YARDS PASSING	3340	3385
Avg. Per Game	208.8	211.6
Sacked-Yards Lost	25-167	45-277
Gross Yards	3507	3662
Att.-Completions	535-308	539-319
Completion Pct.	57.6	59.2
Had Intercepted	14	10
PUNTS-AVG.	91-44.2	98-46.6
Net Punting Avg.	91-39.2	98-38.9
PENALTIES-YARDS	99-874	101-878
FUMBLES-BALLS LOST	17-8	26-12
TOUCHDOWNS	35	37
Rushing	14	14
Passing	21	21
Returns	4	2

SCORE BY PERIODS	1	2	3	4	OT	PTS
BENGALS	83	59	86	116	0	344
OPPONENTS	51	132	50	90	0	323

SCORING	TD	TD-R	TD-P	TD-R	K-PAT	FG	S	PTS
Mike Nugent	0	0	0	0	33-34	33-38	0	132
A.J. Green	7	0	7	0	—	—	0	42
Cedric Benson	6	6	0	0	—	—	0	36
Jermaine Gresham	6	0	6	0	—	—	0	36
Jerome Simpson	4	0	4	0	—	—	0	24
Andre Caldwell	3	0	3	0	—	—	0	18
Bernard Scott	3	3	0	0	—	—	0	18
Geno Atkins	1	0	0	1	—	—	0	6
Colin Cochart	1	0	1	0	—	—	0	6
Andy Dalton	1	1	0	0	—	—	0	6
Carlos Dunlap	1	0	0	1	—	—	0	6
Reggie Nelson	1	0	0	1	—	—	0	6
Brandon Tate	1	0	0	1	—	—	0	6
(team)	—	—	—	—	—	—	1	2
BENGALS	35	10	21	4	33-34	33-38	1	344
OPPONENTS	37	14	21	2	35-35	22-27	0	323

Two-point conversions: None. BENGALS 0-1 (0-0 R, 0-1 P),  
OPPONENTS 0-2 (0-1 R, 0-1 P).

Fumbles-lost: Cedric Benson 5-2, Andy Dalton 4-2, Brandon Tate  
3-1, Geno Atkins 1-1, Nate Clements 1-1, Jermaine Gresham 1-1, A.J.  
Green 1-0, Jordan Shipley 1-0. BENGALS 17-8, OPPONENTS 26-12.

PASSING	ATT	CMP	YDS	CMP%	YDS/ATT	TD	TD%	INT	INT%	LG	SKD-YDS	RAT
Andy Dalton	516	300	3398	58.1	6.59	20	3.9	13	2.5	84	24-160	80.4
Bruce Gradkowski	18	8	109	44.4	6.06	1	5.6	1	5.6	41t	1-7	59.7
Bernard Scott	1	0	0	0.0	0.00	0	0.0	0	0.0	—	0-0	39.6
BENGALS	535	308	3507	57.6	6.56	21	3.9	14	2.6	84	25-167	79.6
OPPONENTS	539	319	3662	59.2	6.79	21	3.9	10	1.9	74t	45-277	85.0

RUSHING	ATT	YDS	AVG	LG	TD
Cedric Benson	273	1067	3.9	42	6
Bernard Scott	112	380	3.4	25t	3
Andy Dalton	37	152	4.1	17	1
Brian Leonard	17	85	5.0	14	0
A.J. Green	5	53	10.6	22	0
Andrew Hawkins	5	25	5.0	8	0
Cedric Peerman	3	15	5.0	11	0
Bruce Gradkowski	3	1	0.3	1	0
BENGALS	455	1778	3.9	42	10
OPPONENTS	425	1675	3.9	70t	14

RECEIVING	REC	YDS	AVG	LG	TD
A.J. Green	65	1057	16.3	58	7
Jermaine Gresham	56	596	10.6	31	6
Jerome Simpson	50	725	14.5	84	4
Andre Caldwell	37	317	8.6	49t	3
Andrew Hawkins	23	263	11.4	26	0
Brian Leonard	22	210	9.5	37	0
Cedric Benson	15	82	5.5	11	0
Bernard Scott	13	38	2.9	14	0
Donald Lee	11	115	10.5	26	0
Colin Cochart	5	44	8.8	25	1
Ryan Whalen	4	27	6.8	13	0
Jordan Shipley	4	14	3.5	5	0
Chris Pressley	3	19	6.3	9	0
BENGALS	308	3507	11.4	84	21
OPPONENTS	319	3662	11.5	74t	21

INTERCEPTIONS	NO	YDS	AVG	LG	TD
Reggie Nelson	4	115	28.8	75t	1
Leon Hall	2	15	7.5	15	0
Nate Clements	2	5	2.5	7	0
Rey Mauluga	1	2	2.0	2	0
Michael Johnson	1	0	0.0	0	0
BENGALS	10	137	13.7	75t	1
OPPONENTS	14	159	11.4	43t	1

PUNTING	NO	YDS	AVG	NET	TB	IN-20	LG	BLK.
Kevin Huber	91	4023	44.2	39.2	9	24	71	0
BENGALS	91	4023	44.2	39.2	9	24	71	0
OPPONENTS	98	4562	46.6	38.9	7	23	65	0

PUNT RETURNS	NO	FC	YDS	AVG	LG	TD
Brandon Tate	51	17	543	10.6	56t	1
Adam Jones	2	0	67	33.5	63	0
Nate Clements	0	1	0	—	—	0
BENGALS	53	18	610	11.5	63	1
OPPONENTS	38	26	273	7.2	60t	1

KICKOFF RETURNS	NO	YDS	AVG	LG	TD
Brandon Tate	42	998	23.8	45	0
Nate Clements	1	4	4.0	4	0
Cedric Peerman	1	10	10.0	10	0
Bernard Scott	1	26	26.0	26	0
Adam Jones	0	^12	—	12	0
BENGALS	45	1026	22.8	45	0
OPPONENTS	44	916	20.8	51	0

FIELD GOALS	1-19	20-29	30-39	40-49	50+
Mike Nugent	0-0	14-14	5-8	14-16	0-0
BENGALS	0-0	14-14	5-8	14-16	0-0
OPPONENTS	1-1	8-8	4-4	7-9	2-5

Mike Nugent: (24G, 47G), (45G, 37G, 23G), (22G, 23G), (31G,  
21G, 43G), (47G), (20G, 43G, 43WR), (34G, 48G), (36G), (43G), (27G),  
(23G, 40G, 26G), (33B), (22G, 47G, 49G, 28G), (21G, 41G), (24G,  
35WR, 48WR, 41G, 32G), (46G, 36WR, 46G, 23G).

Opponents: (20G), (34G), (23G, 53G), (43G, 23G), (19G, 20G),  
(46G, 52B), (47G, 25G), (43G), (39G), (22G), (32G, 54G, 55SH),  
(50WR), (46G, 47WR, 33G), (45WR, 26G, 43G), (29G), (42G).

## USUAL STARTERS

OFFENSE	DEFENSE
WR Jerome Simpson	LDE Robert Geathers
LOT Andrew Whitworth	NT Domata Peko
LG Nate Livings	DT Geno Atkins
C Kyle Cook	RDE Froste Rucker
RG Bobbie Williams	SLB Manny Lawson
ROT Andre Smith	MLB Rey Mauluga
TE Jermaine Gresham	WLB Thomas Howard
WR A.J. Green	LCB Nate Clements
QB Andy Dalton	RCB Leon Hall
HB Cedric Benson	Adam Jones
FB Chris Pressley	Chris Crocker
	Reggie Nelson

DEFENSE*	ST	AT	TT	SKS-YDS	INT-YDS	PD	FF	FR-YDS
Thomas Howard	64	35	99	1-4	0-0	3	2	0-0
Rey Mauluga	53	35	88	0-0	1-2	2	3	1-0
Reggie Nelson	57	25	82	2-16	4-115	12	2	0-0
Domata Peko	34	32	66	2.5-19	0-0	0	1	1-0
Chris Crocker	45	16	61	3.5-14	0-0	5	1	0-0
Nate Clements	49	6	55	1-8	2.5	12	2	2-0
Manny Lawson	30	21	51	1.5-6	0-0	4	0	0-0
Geno Atkins	26	21	47	7.5-37.5	0-0	3	2	2-19
Froste Rucker	32	12	44	4-24	0-0	2	0	0-0
Michael Johnson	28	14	42	6-39.5	1-0	5	1	1-0
Leon Hall	29	3	32	0-0	2-15	7	0	1-10
Kelly Jennings	24	7	31	1-2	0-0	5	0	0-0
Robert Geathers	10	19	29	2.5-8	0-0	1	0	0-0
Adam Jones	26	2	28	0-0	0-0	6	0	0-0
Brandon Johnson	16	10	26	0-0	0-0	3	0	0-0
Jonathan Fanene	17	7	24	6.5-48	0-0	1	0	2-0
Gibril Wilson	12	11	23	0-0	0-0	0	1	1-0
Carlos Dunlap	11	12	23	4.5-42	0-0	3	0	1-35
Pat Sims	11	9	20	1-5	0-0	0	0	0-0
Dan Skuta	9	11	20	0.5-4	0-0	0	1	0-0
Morgan Trent	3	2	5	0-0	0-0	0	0	0-0
Taylor Mays	1	3	4	0-0	0-0	1	0	0-0
Nick Hayden	2	0	2	0-0	0-0	0	0	0-0
Jerome Miles	2	0	2	0-0	0-0	0	0	0-0

SPECIAL TEAMS*	ST	AT	TT	FF	FR-YDS	BP	BFG	BXP
Jerome Miles	13	1	14	0	0-0	0	0	0
Cedric Peerman	9	3	12	0	0-0	0	0	0
Dan Skuta	7	4	11	0	0-0	0	0	0
Gibril Wilson	9	1	10	0	0-0	0	0	0
Brian Leonard	6	1	7	0	0-0	0	0	0
Taylor Mays	6	0	6	0	0-0	0	0	0
Vincent Rey	6	0	6	0	0-0	0	0	0
Brandon Johnson	4	1	5	1	0-0	0	0	0
Andrew Hawkins	2	2	4	0	0-0	0	0	0
Reggie Nelson	2	1	3	0	0-0	0	0	0
Clark Harris	1	2	3	0	0-0	0	0	0
Kelly Jennings	2	0	2	0	0-0	0	0	0
Andre Caldwell	1	0	1	0	0-0	0	0	0
Colin Cochart	1	0	1	0	0-0	0	0	0
Manny Lawson	1	0	1	0	0-0	0	0	0
Rico Murray	1	0	1	0	0-0	0	0	0
Morgan Trent	1	0	1	0	0-0	0	0	0
Brandon Ghee	0	1	1	0	0-0	0	0	0
Nate Clements	0	0	0	0	0-0	0	1	0

MISCELLANEOUS DEFENSE*	ST	AT	TT	FF	FR-YDS
Andre Caldwell	2	0	2	0	0-0
Andy Dalton	2	0	2	0	0-0
A.J. Green	2	0	2	0	0-0
Jermaine Gresham	2	0	2	0	0-0
Nate Livings	2	0	2	0	0-0
Jerome Simpson	2	0	2	0	0-0
Andre Smith	2	0	2	0	0-0
Cedric Benson	1	1	2	0	0-0
Andrew Hawkins	1	0	1	0	0-0
Cedric Peerman	1	0	1	0	0-0
Andrew Whitworth	1	0	1	0	0-0
Bobbie Williams	0	1	1	0	0-0

\* NOTE: All defensive statistics above are press box statistics produced at the games.



# 2012 STATISTICS

RECORD: 10-6-0

HEAD COACH: MARVIN LEWIS  
(BENGALS WERE WILD CARD QUALIFIER; SEE POSTSEASON  
PORTION OF TEAM HISTORY SECTION FOR POSTSEASON STATS)

DATE	W-L	SCORE	OPPONENT	ATTENDANCE
9-10-12	L	13-44	at Baltimore	71,064
9-16-12	W	34-27	CLEVELAND	63,036
9-23-12	W	38-31	at Washington	80,060
9-30-12	W	27-10	at Jacksonville	63,030
10-7-12	L	13-17	MIAMI	61,162
10-14-12	L	24-34	at Cleveland	67,060
10-21-12	L	17-24	PITTSBURGH	63,411
10-28-12			— BYE —	
11-4-12	L	23-31	DENVER	63,623
11-11-12	W	31-13	N.Y. GIANTS	56,614
11-18-12	W	28-6	at Kansas City	63,336
11-25-12	W	34-10	OAKLAND	56,503
12-2-12	W	20-13	at San Diego	54,980
12-9-12	L	19-20	DALLAS	63,590
12-13-12	W	34-13	at Philadelphia	69,144
12-23-12	W	13-10	at Pittsburgh	63,236
12-30-12	W	23-17	BALTIMORE	61,565

TEAM STATISTICS	BENGALS	OPPONENTS
TOTAL FIRST DOWNS	292	307
Rushing	95	99
Passing	173	183
Penalty	24	25
3rd Down: Made-Att	74-217	79-219
3rd Down Pct.	34.1	36.1
4th Down: Made-Att	11-16	5-12
4th Down Pct.	68.8	41.7
POSSESSION AVG.	30:26	29:34
TOTAL NET YARDS	5323	5115
Avg. Per Game	332.7	319.7
Total Plays	1016	1034
Avg. Per Play	5.2	4.9
NET YARDS RUSHING	1745	1715
Avg. Per Game	109.1	107.2
Total Rushes	430	423
NET YARDS PASSING	3578	3400
Avg. Per Game	223.6	212.5
Sacked-Yards Lost	46-229	51-361
Gross Yards	3807	3761
Att.-Completions	540-335	560-346
Completion Pct.	62.0	61.8
Had Intercepted	16	14
PUNTS-AVG.	76-46.4	86-44.4
Net Punting Avg.	76-42.0	86-36.8
PENALTIES-YARDS	99-857	90-779
FUMBLES-BALLS LOST	19-10	26-16
TOUCHDOWNS	43	34
Rushing	11	13
Passing	28	16
Returns	4	5

SCORE BY PERIODS	1	2	3	4	OT	PTS
BENGALS	113	104	63	111	0	391
OPPONENTS	42	102	80	96	0	320

SCORING	TD	TD-R	TD-P	TD-R	K-PAT	FG	S	PTS
Mike Nugent	0	0	0	0	35-35	19-23	0	92
A.J. Green	11	0	11	0	—	—	0	66
Josh Brown	0	0	0	0	8-8	11-12	0	41
BenJarvus Green-Ellis	6	0	0	0	—	—	0	36
Jermaine Gresham	5	0	5	0	—	—	0	30
Andy Dalton	4	4	0	0	—	—	0	24
Andrew Hawkins	4	0	4	0	—	—	0	24
Mohamed Sanu	4	0	4	0	—	—	0	24
Armon Binns	1	0	1	0	—	—	0	6
Carlos Dunlap	1	0	0	1	—	—	0	6
Wallace Gilberry	1	0	0	1	—	—	0	6
Leon Hall	1	0	0	1	—	—	0	6
Adam Jones	1	0	0	1	—	—	0	6
Marvin Jones	1	0	1	0	—	—	0	6
Cedric Peerman	1	1	0	0	—	—	0	6
Chris Pressley	1	0	1	0	—	—	0	6
Brandon Tate	1	0	1	0	—	—	0	6
BENGALS	43	11	28	4	43-43	30-35	0	391
OPPONENTS	34	13	16	5	33-33	27-32	0	320

Two-point conversions: None. BENGALS 0-0 (0-0 R, 0-0 P),  
OPPONENTS 1-1 (0-0 R, 1-1 P).

Fumbles-lost: Andy Dalton 4-4, Brandon Tate 4-1, BenJarvus  
Green-Ellis 3-2, A.J. Green 2-1, Jermaine Gresham 2-1, Armon Binns 1-  
1, Bruce Gradkowski 1-0, Andrew Hawkins 1-0, Trevor Robinson 1-0.  
BENGALS 19-10, OPPONENTS 26-16.

PASSING	ATT	CMP	YDS	CMP%	YDS/ATT	TD	TD%	INT	INT%	LG	SKD-YDS	RAT
Andy Dalton	528	329	3669	62.3	6.95	27	5.1	16	3.0	59t	46-229	87.4
Bruce Gradkowski	11	5	65	45.5	5.91	0	0.0	0	0.0	44	0-0	64.6
Mohamed Sanu	1	1	73	100.0	73.00	1	100.0	0	0.0	73t	0-0	158.3
BENGALS	540	335	3807	62.0	7.05	28	5.2	16	3.0	73t	46-229	88.1
OPPONENTS	560	346	3761	61.8	6.72	16	2.9	14	2.5	71t	51-361	80.7

RUSHING	ATT	YDS	AVG	LG	TD
BenJarvus Green-Ellis	278	1094	3.9	48	6
Cedric Peerman	36	258	7.2	48	1
Andy Dalton	47	120	2.6	17	4
Brian Leonard	33	106	3.2	11	0
Marvin Jones	3	47	15.7	37	0
A.J. Green	4	38	9.5	20	0
Bernard Scott	8	35	4.4	29	0
Andrew Hawkins	6	30	5.0	11	0
Mohamed Sanu	5	15	3.0	7	0
Daniel Herron	4	5	1.3	6	0
Brandon Tate	1	0	0.0	0	0
Kevin Huber	1	-1	-1.0	-1	0
Bruce Gradkowski	4	-2	-0.5	0	0
BENGALS	430	1745	4.1	48	11
OPPONENTS	423	1715	4.1	32t	13

RECEIVING	REC	YDS	AVG	LG	TD
A.J. Green	97	1350	13.9	73t	11
Jermaine Gresham	64	737	11.5	55t	5
Andrew Hawkins	51	533	10.5	59t	4
BenJarvus Green-Ellis	22	104	4.7	13	0
Armon Binns	18	210	11.7	48t	1
Marvin Jones	18	201	11.2	23	1
Mohamed Sanu	16	154	9.6	34	4
Brandon Tate	13	211	16.2	44t	1
Brian Leonard	11	67	6.1	16	0
Cedric Peerman	9	85	9.4	16	0
Orson Charles	8	101	12.6	25	0
Ryan Whalen	7	53	7.6	10	0
Chris Pressley	1	1	1.0	1t	1
BENGALS	335	3807	11.4	73t	28
OPPONENTS	346	3761	10.9	71t	16

INTERCEPTIONS	NO	YDS	AVG	LG	TD
Chris Crocker	3	52	17.3	29	0
Reggie Nelson	3	10	3.3	10	0
Leon Hall	2	61	30.5	44	1
Terence Newman	2	0	0.0	0	0
Nate Clements	1	21	21.0	21	0
Carlos Dunlap	1	14	14.0	14t	1
Michael Johnson	1	3	3.0	3	0
Pat Sims	1	3	3.0	3	0
BENGALS	14	164	11.7	44	2
OPPONENTS	16	187	11.7	37	4

PUNTING	NO	YDS	AVG	NET	TB	IN-20	LG	BLK.
Kevin Huber	76	3540	46.6	42.0	7	33	69	0
BENGALS	76	3540	46.6	42.0	7	33	69	0
OPPONENTS	86	3816	44.4	36.8	8	22	68	1

PUNT RETURNS	NO	FC	YDS	AVG	LG	TD
Adam Jones	26	0	301	11.6	81t	1
Brandon Tate	21	11	187	8.9	32	0
BENGALS	47	11	488	10.4	81t	1
OPPONENTS	27	14	210	7.8	60	0

KICKOFF RETURNS	NO	YDS	AVG	LG	TD
Brandon Tate	32	795	24.8	45	0
Adam Jones	3	64	21.3	31	0
Orson Charles	2	17	8.5	10	0
Cedric Peerman	2	37	18.5	19	0
Chris Pressley	2	15	7.5	8	0
BENGALS	41	928	22.6	45	0
OPPONENTS	60	1468	24.5	105t	1

FIELD GOALS	1-19	20-29	30-39	40-49	50+
Mike Nugent	2-2	5-5	5-5	6-9	1-2
Josh Brown	0-0	3-3	4-4	3-3	1-2
BENGALS	2-2	8-8	9-9	9-12	2-4
OPPONENTS	1-1	6-7	7-7	11-12	2-5

Mike Nugent: (34G, 19G), (39G, 37G), (47G), (35G, 35G), (42G,  
24G, 41WR), (44G), (48G), (28G, 46WR, 49G, 41G), (28G), (50WL),  
(48WR, 55G, 20G), (19G, 24G), (—), (—), (—), (—).

Josh Brown: (—), (—), (—), (—), (—), (—), (—), (—), (—), (—),  
(—), (—), (25G, 33G, 25G, 52G), (24G, 32G), (41G, 56SH, 43G), (47G,  
32G, 38G).

Opponents: (46G, 40G, 39G), (50G, 25G), (36G), (21G), (46G,  
53WL), (41G, 38G), (42G, 47G, 42G), (43G), (23G, 31G), (34G, 33G),  
(55G), (20G, 19G, 54HRU), (37G, 40G), (22G, 20G), (24WL, 40G,  
53SH), (45WL, 49G).

## USUAL STARTERS

OFFENSE	DEFENSE
WR Marvin Jones	LDE Robert Geathers
Armon Binns	NT Domata Peko
LOT Andrew Whitworth	DT Geno Atkins
LG Clint Boling	RDE Michael Johnson
C Jeff Faine	SLB Manny Lawson
Trevor Robinson	MLB Rey Mauluga
RG Kevin Zeitler	WLB Vontaze Burfitt
ROT Andre Smith	LCB Terence Newman
TE Jermaine Gresham	RCB Leon Hall
WR A.J. Green	SS Chris Crocker
QB Andy Dalton	FS Reggie Nelson
HB BenJarvus Green-Ellis	
FB Chris Pressley	
Orson Charles (2nd TE)	

DEFENSE*	ST	AT	TT	SKS-YDS	INT-YDS	PD	FF	FR-YDS
Vontaze Burfitt	73	54	127	1-11	0-0	2	0	1-0
Rey Mauluga	62	60	122	1-0	0-0	4	0	1-0
Reggie Nelson	54	29	83	1-8	3-10	9	2	0-0
Terence Newman	52	21	73	0-0	2-0	10	1	2-8
Geno Atkins	39	15	54	12.5-90	0-0	2	4	0-0
Domata Peko	23	30	53	2-14	0-0	3	0	1-0
Michael Johnson	35	17	52	11.5-71	1-3	2	0	1-0
Nate Clements	30	21	51	0-0	1-21	5	1	0-0
Carlos Dunlap	34	7	41	6-55	1-14	3	4	3-2
Chris Crocker	29	12	41	0-0	3-52	5	0	1-12
Manny Lawson	29	9	38	2-16	0-0	1	1	0-0
Adam Jones	32	5	37	1-6	0-0	9	1	0-0
Leon Hall	23	14	37	0-0	2-61	11	0	0-0
Robert Geathers	12	18	30	3-15.5	0-0	0	0	0-0
Wallace Gilberry	15	9	24	6.5-48	0-0	0	1	3-31
Pat Sims	12	5	17	0-0	1-3	1	0	0-0
Taylor Mays	11	6	17	0-0	0-0	0	0	0-0
Jerome Miles	10	5	15	0-0	0-0	0	0	0-0
Devon Still	5	9	14	0.5-2.5	0-0	0	1	0-0
Vincent Rey	8	4	12	1-8	0-0	1	0	0-0
Emmanuel Lamur	7	4	11	0-0	0-0	1	0	0-0
Dan Skuta	5	5	10	0-0	0-0	1	0	0-0
Thomas Howard	3	0	3	1-6	0-0	1	0	0-0
Jamaal Anderson	1	2	3	0-0	0-0	0	0	0-0
Jason Allen	2	0	2	0-0	0-0	0	0	0-0
Dre Kirkpatrick	2	0	2	0-0	0-0	0	0	0-0
Chris Lewis-Harris	2	0	2	0-0	0-0	0	0	0-0
Brandon Thompson	1	0	1	0-0	0-0	0	0	0-0
(team)	—	—	—	1-10	—	—	—	—

SPECIAL TEAMS*	ST	AT	TT	FF	FR-YDS	BP	BFG	BXP
Dan Skuta .....	11	6	17	0	0-0	0	0	0
Jerome Miles .....	11	2	13	0	0-0	0	0	0
Vincent Rey .....	8	1	9	0	0-0	0	0	0
Emmanuel Lamur .....	3	5	8	0	0-0	0	0	0
Cedric Peerman .....	6	0	6	0	0-0	0	0	0
Taylor Mays .....	3	2	5	0	1-0	0	0	0
Ryan Whalen .....	1	4	5	0	0-0	0	0	0
Clark Harris .....	4	0	4	0	0-0	0	0	0
Daniel Herron .....	3	1	4	0	0-0	1	0	0
Brian Leonard .....	3	0	3	0	0-0	0	0	0
Adam Jones .....	1	2	3	0	0-0	0	0	0
Andrew Hawkins .....	2	0	2	0	0-0	0	0	0
Dre Kirkpatrick .....	2	0	2	0	0-0	0	0	0
Reggie Nelson .....	2	0	2	0	0-0	0	0	0
Terence Newman .....	2	0	2	0	0-0	0	0	0
Mohamed Sanu .....	1	1	2	0	0-0	0	0	0
George Iloka .....	0	2	2	0	0-0	0	0	0
Jason Allen .....	1	0	1	0	0-0	0	0	0
Leon Hall .....	1	0	1	0	0-0	0	0	0
Marvin Jones .....	1	0	1	0	0-0	0	0	0
Manny Lawson .....	1	0	1	0	0-0	0	0	0
Mike Nugent .....	1	0	1	0	0-0	0	0	0
Brandon Tate .....	1	0	1	0	0-0	0	0	0
Nate Clements .....	0	1	1	0	0-0	0	0	0
Rodrick Muckelroy .....	0	1	1	0	0-0	0	0	0
Vontaze Burfitt .....	0	0	0	0	1-0	0	0	0



# 2013 STATISTICS

RECORD: 11-5

HEAD COACH: MARVIN LEWIS  
(BENGALS WON AFC NORTH DIVISION; SEE POSTSEASON  
PORTION OF TEAM HISTORY SECTION FOR POSTSEASON STATS)

DATE	W-L	SCORE	OPPONENT	ATTENDANCE
9-8-13	L	21-24	at Chicago	62,213
9-16-13	W	20-10	PITTSBURGH	64,585
9-22-13	W	34-30	GREEN BAY	64,633
9-29-13	L	6-17	at Cleveland	71,481
10-6-13	W	13-6	NEW ENGLAND	64,259
10-13-13	W	27-24 (OT)	at Buffalo	67,739
10-20-13	W	27-24	at Detroit	63,207
10-27-13	W	49-9	N.Y. JETS	62,576
10-31-13	L	20-22 (OT)	at Miami	52,388
11-10-13	L	17-20 (OT)	at Baltimore	70,992
11-17-13	W	41-20	CLEVELAND	63,856
11-24-13			— BYE —	
12-1-13	W	17-10	at San Diego	61,536
12-8-13	W	42-28	INDIANAPOLIS	62,507
12-15-13	L	20-30	at Pittsburgh	45,873
12-22-13	W	42-14	MINNESOTA	61,555
12-29-13	W	34-17	BALTIMORE	62,406

TEAM STATISTICS	BENGALS	OPPONENTS
TOTAL FIRST DOWNS	330	282
Rushing	101	72
Passing	205	178
Penalty	24	32
3rd Down: Made-Att.	92-225	74-225
3rd Down Pct.	40.9	32.9
4th Down: Made-Att.	12-21	5-16
4th Down Pct.	57.1	31.3
POSSESSION AVG.	31:58	28:02
TOTAL NET YARDS	5891	4888
Avg. Per Game	368.2	305.5
Total Plays	1097	1042
Avg. Per Play	5.4	4.7
NET YARDS RUSHING	1755	1544
Avg. Per Game	109.7	96.5
Total Rushes	481	385
NET YARDS PASSING	4136	3344
Avg. Per Game	258.5	209.0
Sacked-Yards Lost	29-182	43-279
Gross Yards	4318	3623
Att.-Completions	587-364	614-362
Completion Pct.	62.0	59.0
Had Intercepted	20	20
PUNTS-AVG.	75-44.4	90-44.3
Net Punting Avg.	75-39.9	90-39.3
PENALTIES-YARDS	102-1000	69-692
FUMBLES-BALLS LOST	20-10	16-11
TOUCHDOWNS	54	32
Rushing	14	6
Passing	33	22
Returns	7	4

SCORE BY PERIODS	1	2	3	4	OT	PTS
BENGALS	87	123	103	114	3	430
OPPONENTS	88	71	83	58	5	305

SCORING	TD	TD-R	TD-P	TD-R	K-PAT	FG	S	PTS
Mike Nugent	0	0	0	0	52-53	18-22	0	106
A.J. Green	11	0	11	0	—	—	0	66
Marvin Jones	10	0	10	0	—	—	0	60
Giovani Bernard	8	5	3	0	—	—	0	48
BenJarvus Green-Ellis	7	7	0	0	—	—	0	42
Jermaine Gresham	4	0	4	0	—	—	0	24
Andy Dalton	2	2	0	0	—	—	0	12
Tyler Eifert	2	0	2	0	—	—	0	12
Mohamed Sanu	2	0	2	0	—	—	0	12
Vontaze Burfict	1	0	0	1	—	—	0	6
Chris Crocker	1	0	0	1	—	—	0	6
Tony Dye	1	0	0	1	—	—	0	6
Adam Jones	1	0	0	1	—	—	0	6
Dre Kirkpatrick	1	0	0	1	—	—	0	6
Terence Newman	1	0	0	1	—	—	0	6
Vincent Rey	1	0	0	1	—	—	0	6
Alex Smith	1	0	1	0	—	—	0	6
BENGALS	54	14	33	7	52-53	18-22	0	430
OPPONENTS	32	6	22	4	31-31	26-31	1	305

Two-point conversions: None. BENGALS 0-1 (0-0 R, 0-1 P),  
OPPONENTS 1-1 (1-1 R, 0-0 P).

Fumbles-lost: Andy Dalton 4-3, Jermaine Gresham 3-3, BenJarvus  
Green-Ellis 2-2, Reggie Nelson 2-0, Brandon Tate 2-0, Giovani Bernard  
1-1, Mohamed Sanu 1-1, A.J. Green 1-0, Andrew Hawkins 1-0, Kevin  
Huber 1-0, Josh Johnson 1-0, Al Smith 1-0. BENGALS 20-10,  
OPPONENTS 16-11.

PASSING	ATT	CMP	YDS	CMP%	YDS/ATT	TD	TD%	INT	INT%	LG	SKD-YDS	RAT
Andy Dalton	586	363	4293	61.9	7.33	33	5.6	20	3.4	82t	29-182	88.8
Mohamed Sanu	1	1	25	100.0	25.00	0	0.0	0	0.0	25	0-0	118.8
BENGALS	587	364	4318	62.0	7.36	33	5.6	20	3.4	82t	29-182	89.0
OPPONENTS	614	362	3623	59.0	5.90	22	3.6	20	3.3	74t	43-279	74.2

RUSHING	ATT	YDS	AVG	LG	TD
BenJarvus Green-Ellis	220	756	3.4	25	7
Giovani Bernard	170	695	4.1	35t	5
Andy Dalton	61	183	3.0	12	2
Marvin Jones	8	65	8.1	34	0
Josh Johnson	7	20	2.9	10	0
Cedric Peerman	8	17	2.1	5	0
Mohamed Sanu	4	16	4.0	9	0
Andrew Hawkins	2	3	1.5	6	0
Kevin Huber	1	0	0.0	0	0
BENGALS	481	1755	3.6	35t	14
OPPONENTS	385	1544	4.0	51	6

RECEIVING	REC	YDS	AVG	LG	TD
A.J. Green	98	1426	14.6	82t	11
Giovani Bernard	56	514	9.2	41	3
Marvin Jones	51	712	14.0	45	10
Mohamed Sanu	47	455	9.7	32	2
Jermaine Gresham	46	458	10.0	30	4
Tyler Eifert	39	445	11.4	61	2
Andrew Hawkins	12	199	16.6	50	0
Dane Sanzenbacher	6	61	10.2	23	0
BenJarvus Green-Ellis	4	22	5.5	10	0
Alex Smith	3	12	4.0	7	1
Orson Charles	1	8	8.0	8	0
Brandon Tate	1	6	6.0	6	0
BENGALS	364	4318	11.9	82t	33
OPPONENTS	362	3623	10.0	74t	22

INTERCEPTIONS	NO	YDS	AVG	LG	TD
Adam Jones	3	60	20.0	60t	1
Dre Kirkpatrick	3	21	7.0	21t	1
Chris Crocker	2	41	20.5	32t	1
Vincent Rey	2	29	14.5	25t	1
Terence Newman	2	8	4.0	9	0
Reggie Nelson	2	0	0.0	0	0
Rey Mauluga	1	14	14.0	14	0
Vontaze Burfict	1	12	12.0	12	0
James Harrison	1	9	9.0	9	0
Michael Johnson	1	7	7.0	7	0
Leon Hall	1	0	0.0	0	0
George Iloka	1	-1	-1.0	-1	0
BENGALS	20	200	10.0	60t	4
OPPONENTS	20	369	18.5	94t	2

PUNTING	NO	YDS	AVG	NET	TB	IN-20	LG	BLK
Kevin Huber	66	2982	45.2	40.5	4	24	75	0
Shawn Powell	7	268	38.3	34.7	0	3	52	0
Mike Nugent	2	80	40.0	40.0	0	0	43	0
BENGALS	75	3330	44.4	39.9	4	27	75	0
OPPONENTS	90	3984	44.3	39.3	1	37	65	1

PUNT RETURNS	NO	FC	YDS	AVG	LG	TD
Brandon Tate	36	16	336	9.3	43	0
Adam Jones	11	0	88	8.0	27	0
BENGALS	47	16	424	9.0	43	0
OPPONENTS	27	22	254	9.4	67t	1

KICKOFF RETURNS	NO	YDS	AVG	LG	TD
Brandon Tate	35	914	26.1	71	0
Cedric Peerman	4	66	16.5	26	0
BENGALS	39	980	25.1	71	0
OPPONENTS	52	1219	23.4	48	0

FIELD GOALS	1-19	20-29	30-39	40-49	50+
Mike Nugent	0-0	2-2	6-7	7-9	3-4
BENGALS	0-0	2-2	6-7	7-9	3-4
OPPONENTS	2-2	6-6	5-8	9-11	4-4

Opponents: (58G), (44G), (41G, 19G, 26G), (37WL, 49B, 51G),  
(42G, 19G), (51G), (36G, 34B), (45G, 47G, 50G), (34WL, 36G, 44G),  
(36G, 46G), (20G, 28G), (48G), (44WR), (25G, 45G, 26G), (—), (38G,  
22G, 34G).

## USUAL STARTERS

OFFENSE	DEFENSE
WR Mohamed Sanu	LDE Carlos Dunlap
LOT Andrew Whitworth	NT Domata Peko
Anthony Collins	DT Geno Atkins
LG Clint Boling	Brandon Thompson
C Kyle Cook	RDE Michael Johnson
RG Kevin Zeitler	SLB James Harrison
ROT Andre Smith	MLB Rey Mauluga
TE Jermaine Gresham	WLB Vontaze Burfict
TE Tyler Eifert	LCB Terence Newman
WR A.J. Green	RCB Adam Jones
QB Andy Dalton	SS George Iloka
HB BenJarvus Green-Ellis	FS Reggie Nelson

DEFENSE*	ST	AT	TT	SKS-YDS	INT-YDS	PD	FF	FR-YDS
Vontaze Burfict	114	57	171	3-20	1-12	8	1	2-13
Rey Mauluga	52	23	75	1-0	1-14	2	0	0-0
George Iloka	41	25	66	0-0	1-(-1)	6	2	1-0
Reggie Nelson	44	15	59	1-11	2-0	8	1	2-12
Carlos Dunlap	39	19	58	7.5-40.5	0-0	6	4	1-42
Michael Johnson	35	21	56	3.5-23	1-7	9	2	0-0
Adam Jones	43	12	55	0-0	3-60	13	1	2-43
Terence Newman	45	7	52	0-0	2-8	13	0	0-0
Domata Peko	24	28	52	3-16.5	0-0	0	0	0-0
Vincent Rey	30	17	47	4-28	2-29	5	1	1-0
Chris Crocker	28	9	37	1.5-11.5	2-41	7	0	0-0
James Harrison	16	14	30	2-2	1-9	1	0	1-0
Dre Kirkpatrick	20	7	27	1-1	3-21	6	0	0-0
Wallace Gilberry	18	6	24	7.5-56.5	0-0	3	1	0-0
Brandon Thompson	14	9	23	1.5-12.5	0-0	1	0	0-0
Leon Hall	14	6	20	0-0	1-0	6	0	0-0
Geno Atkins	9	11	20	6-52.5	0-0	0	0	0-0
Taylor Mays	11	6	17	0-0	0-3	0	0	0-0
Michael Boley	7	1	8	0-0	0-0	0	0	0-0
Devon Still	3	4	7	0-0	0-0	3	0	0-0
Brandon Ghee	3	6	0	0-0	0-5	0	0	0-0
Jayson DiManche	2	2	4	0-0	0-0	0	0	0-0
Margus Hunt	1	2	3	0.5-4	0-0	0	0	0-0
Shawn Williams	1	1	2	0-0	0-0	0	0	0-0
J.K. Schaffer	0	1	1	0-0	0-0	0	0	0-0

SPECIAL TEAMS*	ST	AT	TT	FF	FR-YDS	BP	BFG	BXP
Jayson DiManche	8	6	14	0	0-0	1	0	0
Cedric Peerman	11	1	12	0	0-0	0	0	0
Shawn Williams	7	3	10	0	0-0	0	0	0
Vincent Rey	6	4	10	0	0-0	0	0	0
Reggie Nelson	5	1	6	0	0-0	0	0	0
J.K. Schaffer	5	1	6	0	0-0	0	0	0
Orson Charles	4	2	6	0	0-0	0	0	0
Andrew Hawkins	3	0	3	0	0-0	0	0	0
Dre Kirkpatrick	3	0	3	0	0-0	0	0	0
Mike Nugent	3	0	3	0	0-0	0	0	0
Marvin Jones	2	1	3	0	0-0	0	0	0
Chris Lewis-Harris	2	1	3	0	0-0	0	0	0
Alex Smith	2	1	3	0	0-0	0	0	0
Taylor Mays	1	1	2	0	1-0	0	0	0
Michael Boley	0	2	2	0	0-0	0	0	0
Brandon Ghee	1	0	1	0	0-0	0	0	0
Clark Harris	1	0	1	0	0-0	0	0	0
Adam Jones	1	0	1	0	0-0	0	0	0
Jeremy Miles	1	0	1	0	0-0	0	0	0
Ryan Whalen	1	0	1	0	0-0	0	0	0
Tony Dye	0	1	1	0	0-0	0	0	0
Carlos Dunlap	0	0	0	0	0-0	0	2	0

MISCELLANEOUS DEFENSE*	ST	AT	TT	FF	FR-YDS
Tyler Eifert.....	5	0	5	0	0-0
A.J. Green.....	3	0	3	0	0-0
BenJarvus Green-Ellis.....	2	0	2	0	0-0
Marvin Jones.....	2	0	2	0	0-0
Mohamed Sanu.....	2	0	2	0	0-0
Andre Smith.....	2	0	2	0	0-0
Andrew Whitworth.....	2	0	2	0	0-0
Clint Boling.....	1	1	2	0	0-0
Andy Dalton.....	1	1	2	0	0-0
Giovani Bernard.....	1	0	1	0	0-0
Jermaine Gresham.....	1	0	1	0	0-0
Andrew Hawkins.....	1	0	1	0	0-0
Dane Sanzenbacher.....	1	0	1	0	0-0
Kevin Zeitler.....	1	0	1	0	0-0

# OFFENSE/DEFENSE - YEAR-BY-YEAR TOTALS

OFFENSE							DEFENSE						
YEAR	PLAYS	FIRST DOWNS	NET YDS RUSH	NET YDS PASS	TOTAL NET YDS	PTS	YEAR	PLAYS	FIRST DOWNS	NET YDS RUSH	NET YDS PASS	TOTAL NET YDS	PTS
1968.....	772	171	1807	1619	3426	215	1968.....	916	275	2097	2620	4717	329
1969.....	728	172	1523	2345	3868	280	1969.....	935	278	2651	2686	5337	367
1970.....	831	210	2057	1870	3927	312	1970.....	874	236	1543	2635	4178	255
1971.....	867	236	2142	2124	4266	284	1971.....	811	213	1778	2128	3906	265
1972.....	899	255	1996	2321	4317	299	1972.....	794	207	1815	1737	3552	229
1973.....	871	252	2236	2276	4512	286	1973.....	840	219	1807	1898	3705	231
1974.....	835	260	1978	2511	4489	283	1974.....	892	256	2152	1790	3942	259
1975.....	966	295	1819	3241	5060	340	1975.....	889	241	2194	1729	3923	246
1976.....	878	238	2109	2191	4300	335	1976.....	930	234	1912	1758	3670	210
1977.....	904	248	1861	2333	4194	238	1977.....	901	253	1897	2227	4124	235
1978.....	1034	271	2131	2741	4872	252	1978.....	1036	269	2396	2236	4632	284
1979.....	1049	289	2329	2310	4639	337	1979.....	1052	334	2219	3692	5911	421
1980.....	1060	283	2069	2815	4884	244	1980.....	995	286	1680	3124	4804	312
1981.....	1078	361	1973	3995	5968	421	1981.....	1055	324	1881	3408	5289	304
1982.....	606	207	949	2339	3288	232	1982.....	551	170	850	2043	2893	177
1983.....	1036	327	2104	3183	5287	346	1983.....	973	276	1499	2828	4327	302
1984.....	1081	339	2179	3301	5480	339	1984.....	1034	322	1868	3391	5259	339
1985.....	1062	344	2183	3717	5900	441	1985.....	1019	337	1999	3664	5663	437
1986.....	1046	348	2533	3957	6490	409	1986.....	1051	336	2122	3152	5274	394
1987.....	1045	319	2164	3213	5377	285	1987.....	937	286	1641	3056	4697	370
1988.....	985	351	2710	3347	6057	448	1988.....	1059	322	2048	3134	5182	329
1989.....	1083	348	2483	3618	6101	404	1989.....	997	280	2162	3135	5297	285
1990.....	943	277	2120	2943	5063	360	1990.....	1010	308	2085	3520	5605	352
1991.....	993	286	1811	3158	4969	263	1991.....	980	308	1662	3990	5652	435
1992.....	934	248	1976	1943	3919	274	1992.....	1024	319	2007	3326	5333	364
1993.....	986	239	1511	2541	4052	187	1993.....	1000	306	2220	2798	5018	319
1994.....	990	267	1556	3236	4792	276	1994.....	1053	310	1906	3248	5154	406
1995.....	975	288	1439	3753	5192	349	1995.....	1127	355	2104	4245	6349	374
1996.....	1088	332	1793	3432	5225	372	1996.....	1047	317	1643	3826	5469	369
1997.....	1002	310	1966	3316	5282	355	1997.....	1091	351	2223	3459	5682	405
1998.....	979	271	1639	3185	4824	268	1998.....	992	310	2612	3151	5763	452
1999.....	1039	293	2051	3226	5277	283	1999.....	1011	316	1699	3798	5497	460
2000.....	1001	254	2314	1946	4260	185	2000.....	1068	307	1925	3562	5487	359
2001.....	1071	294	1712	3088	4800	226	2001.....	1013	281	1675	3157	4832	309
2002.....	1054	315	1730	3476	5206	279	2002.....	976	315	2003	3262	5265	456
2003.....	1038	313	1987	3342	5329	346	2003.....	999	320	2218	3402	5620	384
2004.....	1004	286	1839	3301	5140	374	2004.....	1031	303	2062	3303	5365	372
2005.....	1018	342	1910	3820	5730	421	2005.....	976	321	1850	3569	5419	350
2006.....	994	313	1629	3833	5462	373	2006.....	1038	337	1863	3818	5681	331
2007.....	1008	320	1556	4012	5568	380	2007.....	1011	313	1893	3687	5580	385
2008.....	984	245	1520	2406	3926	204	2008.....	1013	296	1921	3287	5208	364
2009.....	1011	295	2056	2890	4946	305	2009.....	980	276	1573	3249	4822	291
2010.....	1046	317	1522	3767	5289	322	2010.....	957	290	1843	3469	5312	395
2011.....	1015	285	1778	3340	5118	344	2011.....	1009	284	1675	3385	5060	323
2012.....	1016	292	1745	3578	5323	391	2012.....	1034	307	1715	3400	5115	320
2013.....	1097	330	1755	4136	5891	430	2013.....	1042	282	1544	3344	4888	305

# OFFENSE/DEFENSE – YEAR-BY-YEAR RANKINGS

OFFENSE				DEFENSE			
YEAR	TOTAL	RUSH	PASS	YEAR	TOTAL	RUSH	PASS
1968 (AFL/10 teams)	8 (244.7)	3 (129.1)	9 (115.6)	1968 (AFL/10 teams)	8 (336.9)	9 (149.8)	6 (187.1)
1969 (AFL/10 teams)	7 (276.3)	7 (108.8)	T-7 (167.5)	1969 (AFL/10 teams)	10 (381.2)	10 (189.4)	7 (191.9)
1970 (26 teams)	16 (280.5)	4 (146.9)	21 (133.6)	1970 (26 teams)	20 (298.4)	9 (110.2)	25 (188.2)
1971 (26 teams)	6 (304.7)	6 (153.0)	T-14 (151.7)	1971 (26 teams)	12 (279.0)	13 (127.0)	13 (152.0)
1972 (26 teams)	9 (308.4)	14 (142.6)	9 (165.8)	1972 (26 teams)	3 (253.7)	12 (129.6)	4 (124.1)
1973 (26 teams)	5 (322.3)	7 (159.7)	8 (162.6)	1973 (26 teams)	8 (264.6)	8 (129.1)	13 (135.6)
1974 (26 teams)	4 (320.6)	12 (141.3)	4 (179.4)	1974 (26 teams)	11 (281.6)	22 (153.7)	4 (127.9)
1975 (26 teams)	2 (361.4)	17 (129.9)	*1 (231.5)	1975 (26 teams)	7 (280.2)	18 (156.7)	2 (123.5)
1976 (28 teams)	15 (307.1)	15 (150.6)	13 (156.5)	1976 (28 teams)	5 (262.1)	11 (136.6)	3 (125.6)
1977 (28 teams)	13 (299.6)	T-18 (132.9)	7 (166.6)	1977 (28 teams)	21 (294.6)	13 (135.5)	23 (159.1)
1978 (28 teams)	11 (304.5)	18 (133.2)	10 (171.3)	1978 (28 teams)	10 (289.5)	T-19 (149.8)	3 (139.8)
1979 (28 teams)	23 (289.9)	11 (145.6)	24 (144.4)	1979 (28 teams)	28 (369.4)	16 (138.7)	27 (230.8)
1980 (28 teams)	19 (305.3)	12 (129.3)	21 (175.9)	1980 (28 teams)	9 (300.3)	4 (105.0)	13 (195.3)
1981 (28 teams)	2 (373.0)	17 (123.3)	3 (249.7)	1981 (28 teams)	12 (330.6)	9 (117.6)	22 (213.0)
1982 (28 teams)	2 (365.3)	20 (105.4)	3 (259.9)	1982 (28 teams)	18 (321.4)	3 (94.4)	22 (227.0)
1983 (28 teams)	14 (330.4)	16 (131.5)	14 (198.9)	1983 (28 teams)	*1 (270.4)	T-2 (93.7)	3 (176.8)
1984 (28 teams)	5 (342.5)	T-6 (136.2)	T-13 (206.3)	1984 (28 teams)	13 (328.7)	11 (116.8)	18 (211.9)
1985 (28 teams)	3 (368.8)	12 (136.4)	4 (232.3)	1985 (28 teams)	22 (353.9)	15 (124.9)	24 (229.0)
1986 (28 teams)	*1 (405.6)	2 (158.3)	3 (247.3)	1986 (28 teams)	20 (329.6)	22 (132.6)	10 (197.0)
1987 (28 teams)	5 (358.5)	4 (144.3)	9 (214.2)	1987 (28 teams)	8 (313.1)	8 (109.4)	14 (203.7)
1988 (28 teams)	*1 (378.6)	*1 (169.4)	11 (209.2)	1988 (28 teams)	15 (323.9)	18 (128.0)	10 (195.9)
1989 (28 teams)	3 (381.3)	*1 (155.2)	7 (226.1)	1989 (28 teams)	7 (331.1)	10 (135.1)	9 (195.9)
1990 (28 teams)	9 (316.4)	5 (132.5)	15 (183.9)	1990 (28 teams)	25 (350.3)	22 (130.3)	26 (220.0)
1991 (28 teams)	14 (310.6)	12 (113.2)	11 (197.4)	1991 (28 teams)	28 (353.3)	13 (103.9)	28 (249.4)
1992 (28 teams)	26 (244.9)	8 (123.5)	27 (121.4)	1992 (28 teams)	26 (333.3)	24 (125.4)	25 (207.9)
1993 (28 teams)	27 (253.3)	24 (94.4)	27 (158.8)	1993 (28 teams)	16 (313.6)	27 (138.8)	2 (174.9)
1994 (28 teams)	18 (299.5)	18 (97.3)	18 (202.3)	1994 (28 teams)	15 (322.1)	23 (119.1)	9 (203.0)
1995 (30 teams)	17 (324.5)	24 (89.9)	11 (234.6)	1995 (30 teams)	30 (396.8)	26 (131.5)	29 (265.3)
1996 (30 teams)	10 (326.6)	13 (112.1)	12 (214.5)	1996 (30 teams)	25 (341.8)	12 (102.7)	29 (239.1)
1997 (30 teams)	10 (330.1)	9 (122.9)	13 (207.3)	1997 (30 teams)	28 (355.1)	29 (138.9)	21 (216.2)
1998 (30 teams)	17 (301.5)	19 (102.4)	17 (199.1)	1998 (30 teams)	28 (360.2)	30 (163.3)	12 (196.9)
1999 (31 teams)	15 (329.8)	T-6 (128.2)	23 (201.6)	1999 (31 teams)	25 (343.6)	16 (106.2)	28 (237.4)
2000 (31 teams)	29 (266.3)	2 (144.6)	31 (121.6)	2000 (31 teams)	22 (342.9)	24 (120.3)	23 (222.6)
2001 (31 teams)	23 (300.0)	T-18 (107.0)	23 (193.0)	2001 (31 teams)	9 (302.0)	11 (104.7)	12 (197.3)
2002 (32 teams)	18 (325.4)	21 (108.1)	13 (217.3)	2002 (32 teams)	17 (329.1)	22 (125.2)	13 (203.9)
2003 (32 teams)	13 (333.1)	13 (124.2)	12 (208.9)	2003 (32 teams)	28 (351.3)	T-25 (138.6)	24 (212.6)
2004 (32 teams)	18 (321.3)	17 (114.9)	17 (206.3)	2004 (32 teams)	19 (335.3)	26 (128.9)	13 (206.4)
2005 (32 teams)	6 (358.1)	11 (119.4)	5 (238.8)	2005 (32 teams)	28 (338.7)	20 (115.6)	26 (223.1)
2006 (32 teams)	8 (341.4)	26 (101.8)	6 (239.6)	2006 (32 teams)	30 (355.1)	15 (116.4)	T-31 (238.6)
2007 (32 teams)	10 (348.0)	24 (97.3)	7 (250.8)	2007 (32 teams)	27 (348.8)	21 (118.3)	26 (230.4)
2008 (32 teams)	32 (245.4)	29 (95.0)	30 (150.4)	2008 (32 teams)	12 (325.5)	21 (120.1)	15 (205.4)
2009 (32 teams)	24 (309.1)	9 (128.5)	26 (180.6)	2009 (32 teams)	4 (301.4)	7 (98.3)	6 (203.1)
2010 (32 teams)	20 (330.6)	27 (95.1)	13 (235.4)	2010 (32 teams)	15 (332.0)	19 (115.2)	T-14 (216.8)
2011 (32 teams)	20 (319.9)	19 (111.1)	20 (208.8)	2011 (32 teams)	7 (316.3)	10 (104.7)	9 (211.6)
2012 (32 teams)	22 (332.7)	18 (109.1)	17 (223.6)	2012 (32 teams)	6 (319.7)	12 (107.2)	7 (212.5)
2013 (32 teams)	10 (368.2)	18 (109.7)	8 (258.5)	2013 (32 teams)	3 (305.5)	5 (96.5)	5 (209.0)

Rankings based on average yards per game.

T — tied; \* — led league.

# YEAR-BY-YEAR INDIVIDUAL LEADERS

## SCORING

YEAR PLAYER	TD	TD-R	TD-P	TD-Rt	PAT	FG	S	PTS
1968 Dale Livingston.....	0	0	0	0	20-20	13-26	0	59
1969 Horst Muhlmann.....	0	0	0	0	32-33	16-24	0	80
1970 Horst Muhlmann.....	0	0	0	0	33-33	25-37	0	108
1971 Horst Muhlmann.....	0	0	0	0	31-31	20-36	0	91
1972 Horst Muhlmann.....	0	0	0	0	30-31	27-40	0	111
1973 Horst Muhlmann.....	0	0	0	0	31-32	21-31	0	94
1974 Horst Muhlmann.....	0	0	0	0	32-35	11-18	0	65
1975 Dave Green.....	0	0	0	0	40-45	10-21	0	70
1976 Chris Bahr.....	0	0	0	0	39-42	14-27	0	81
1977 Chris Bahr.....	0	0	0	0	25-26	19-27	0	82
1978 Chris Bahr.....	0	0	0	0	26-29	16-30	0	74
1979 Pete Johnson.....	15	14	1	0	—	—	0	90
1980 Ian Sunter.....	0	0	0	0	15-15	11-20	0	48
1981 Jim Breech.....	0	0	0	0	49-51	22-32	0	115
1982 Jim Breech.....	0	0	0	0	25-26	14-18	0	67
1983 Jim Breech.....	0	0	0	0	39-41	16-23	0	87
1984 Jim Breech.....	0	0	0	0	37-37	22-31	0	103
1985 Jim Breech.....	0	0	0	0	48-50	24-33	0	120
1986 Jim Breech.....	0	0	0	0	50-51	17-32	0	101
1987 Jim Breech.....	0	0	0	0	25-27	24-30	0	97
1988 Ickey Woods.....	15	15	0	0	—	—	0	90
1989 Jim Breech.....	0	0	0	0	37-38	12-14	0	73
1990 Jim Breech.....	0	0	0	0	41-44	17-21	0	92
1991 Jim Breech.....	0	0	0	0	27-27	23-29	0	96
1992 Jim Breech.....	0	0	0	0	31-31	19-27	0	88
1993 Doug Pelfrey.....	0	0	0	0	13-16	24-31	0	85
1994 Doug Pelfrey.....	0	0	0	0	24-25	28-33	0	108
1995 Doug Pelfrey.....	0	0	0	0	34-34	29-36	0	121
1996 Doug Pelfrey.....	0	0	0	0	41-41	23-28	0	110
1997 Doug Pelfrey.....	0	0	0	0	41-43	12-16	0	77
1998 Doug Pelfrey.....	0	0	0	0	21-21	19-27	0	78
1999 Doug Pelfrey.....	0	0	0	0	27-27	18-27	0	81
2000 Neil Rackers.....	0	0	0	0	21-21	12-21	0	57
2001 Corey Dillon.....	13	10	3	0	—	—	0	78
2002 Neil Rackers.....	0	0	0	0	30-32	15-18	0	75
2003 Shayne Graham.....	0	0	0	0	40-40	22-25	0	106
2004 Shayne Graham.....	0	0	0	0	41-41	27-31	0	122
2005 Shayne Graham.....	0	0	0	0	47-47	28-32	0	131
2006 Shayne Graham.....	0	0	0	0	40-42	25-30	0	115
2007 Shayne Graham.....	0	0	0	0	37-37	31-34	0	130
2008 Shayne Graham.....	0	0	0	0	15-15	21-24	0	78
2009 Shayne Graham.....	0	0	0	0	28-29	23-28	0	97
2010 Mike Nugent.....	0	0	0	0	17-17	15-19	0	62
2011 Mike Nugent.....	0	0	0	0	33-34	33-38	0	132
2012 Mike Nugent.....	0	0	0	0	35-35	19-23	0	92
2013 Mike Nugent.....	0	0	0	0	52-53	18-22	0	106

## RUSHING

YEAR PLAYER	ATT	YDS	AVG	LG	TD
1968 Paul Robinson.....	238	1023	4.3	87	8
1969 Jess Phillips.....	118	578	4.9	83	3
1970 Jess Phillips.....	163	648	4.0	76	4
1971 Fred Willis.....	135	590	4.4	36	7
1972 Essex Johnson.....	212	825	3.9	19	4
1973 Essex Johnson.....	195	997	5.1	46	4
1974 Charlie Davis.....	72	375	5.2	29	0
1975 Boobie Clark.....	167	594	3.6	17	4
1976 Boobie Clark.....	151	671	4.4	24	7
1977 Pete Johnson.....	153	585	3.8	65	4
1978 Pete Johnson.....	180	762	4.2	50	7
1979 Pete Johnson.....	243	865	3.6	35	14
1980 Pete Johnson.....	186	747	4.0	57	6
1981 Pete Johnson.....	274	1077	3.9	39	12
1982 Pete Johnson.....	156	622	4.0	21	7
1983 Pete Johnson.....	210	763	3.6	16	14
1984 Larry Kinnebrew.....	154	623	4.0	23	9
1985 James Brooks.....	192	929	4.8	39	7
1986 James Brooks.....	205	1087	5.3	56	5
1987 Larry Kinnebrew.....	145	570	3.9	52	8
1988 Ickey Woods.....	203	1066	5.3	56	15
1989 James Brooks.....	221	1239	5.6	65	7
1990 James Brooks.....	195	1004	5.1	56	5
1991 Harold Green.....	158	731	4.6	75	2
1992 Harold Green.....	265	1170	4.4	53	2
1993 Harold Green.....	215	589	2.7	25	0
1994 Derrick Fenner.....	141	468	3.3	21	1
1995 Harold Green.....	171	661	3.9	23	2
1996 Garrison Hearst.....	225	847	3.8	24	0
1997 Corey Dillon.....	233	1129	4.8	71	10
1998 Corey Dillon.....	262	1130	4.3	66	4
1999 Corey Dillon.....	263	1200	4.6	50	5
2000 Corey Dillon.....	315	1435	4.6	80	7
2001 Corey Dillon.....	340	1315	3.9	96	10
2002 Corey Dillon.....	314	1311	4.2	67	7
2003 Rudi Johnson.....	215	957	4.5	54	9
2004 Rudi Johnson.....	361	1454	4.0	52	12
2005 Rudi Johnson.....	337	1458	4.3	33	12
2006 Rudi Johnson.....	341	1309	3.8	22	12
2007 Kenny Watson.....	178	763	4.3	24	7
2008 Cedric Benson.....	214	747	3.5	46	2
2009 Cedric Benson.....	301	1251	4.2	42	6
2010 Cedric Benson.....	321	1111	3.5	26	7
2011 Cedric Benson.....	273	1067	3.9	42	6
2012 BenJarvus Green-Ellis.....	278	1094	3.9	48	6
2013 BenJarvus Green-Ellis.....	220	756	3.4	25	7

## PASSING

YEAR PLAYER	ATT	CMP	YDS	CMP%	YDS/ATT	TD	TD%	INT	INT%	LG	SKD-YDS	RAT
1968 John Stofa.....	177	85	896	48.0	5.06	5	2.8	5	2.8	60	17-140	60.8
1969 Greg Cook.....	197	106	1854	53.8	9.41	15	7.6	11	5.6	78	29-195	88.3
1970 Virgil Carter.....	278	143	1647	51.4	5.92	9	3.2	9	3.2	56	21-154	66.9
1971 Virgil Carter.....	222	138	1624	62.1	7.32	10	4.5	7	3.2	90	13-122	86.2
1972 Ken Anderson.....	301	171	1918	56.8	6.37	7	2.3	7	2.3	65	18-155	74.0
1973 Ken Anderson.....	329	179	2428	54.4	7.38	18	5.5	12	3.6	78	24-163	81.2
1974 Ken Anderson.....	328	213	2667	64.9	8.13	18	5.5	10	3.0	77	36-292	95.7
1975 Ken Anderson.....	377	228	3169	60.5	8.41	21	5.6	11	2.9	55	32-247	93.9
1976 Ken Anderson.....	338	179	2367	53.0	7.00	19	5.6	14	4.1	85	34-235	76.9
1977 Ken Anderson.....	323	166	2145	51.4	6.64	11	3.4	11	3.4	94	28-197	69.7
1978 Ken Anderson.....	319	173	2219	54.2	6.96	10	3.1	22	6.9	57	30-237	58.0
1979 Ken Anderson.....	339	189	2340	55.8	6.90	16	4.7	10	2.9	73	46-324	80.7
1980 Ken Anderson.....	275	166	1778	60.4	6.47	6	2.2	13	4.7	67	24-174	66.9
1981 Ken Anderson.....	479	300	3754	62.6	7.84	29	6.1	10	2.1	74	25-140	98.4
1982 Ken Anderson.....	309	218	2495	70.6	8.07	12	3.9	9	2.9	56	26-154	95.3
1983 Ken Anderson.....	297	198	2333	66.7	7.86	12	4.0	13	4.4	80	25-187	85.6
1984 Ken Anderson.....	275	175	2007	63.6	7.66	10	3.6	12	4.4	80	24-191	81.0
1985 Boomer Esiason.....	431	251	3443	58.2	7.99	27	6.3	12	2.8	68	32-289	93.2
1986 Boomer Esiason.....	469	273	3959	58.2	8.44	24	5.1	17	3.6	57	26-194	87.7
1987 Boomer Esiason.....	440	240	3321	54.5	7.55	16	3.6	19	4.3	61	26-209	73.1
1988 Boomer Esiason.....	388	223	3572	57.5	9.21	28	7.2	14	3.6	86	30-245	97.4
1989 Boomer Esiason.....	455	258	3525	56.7	7.75	28	6.2	11	2.4	74	36-288	92.1
1990 Boomer Esiason.....	402	224	3031	55.7	7.54	24	6.0	22	5.5	53	31-198	77.0
1991 Boomer Esiason.....	413	233	2883	56.4	6.98	13	3.1	16	3.9	53	25-190	72.5
1992 Boomer Esiason.....	278	144	1407	51.8	5.06	11	4.0	15	5.4	38	19-150	57.0
1993 David Klingler.....	343	190	1935	55.4	5.64	6	1.7	9	2.6	51	40-202	66.6
1994 Jeff Blake.....	306	156	2154	51.0	7.04	14	4.6	9	2.9	76	19-120	76.9
1995 Jeff Blake.....	567	326	3822	57.5	6.74	28	4.9	17	3.0	88	24-152	82.1
1996 Jeff Blake.....	549	308	3624	56.1	6.60	24	4.4	14	2.6	61	44-278	80.3
1997 Jeff Blake.....	317	184	2125	58.0	6.70	8	2.5	7	2.2	50	39-244	77.6
1998 Neil O'Donnell.....	343	212	2216	61.8	6.46	15	4.4	4	1.2	76	30-217	90.2
1999 Jeff Blake.....	389	215	2670	55.3	6.86	16	4.1	12	3.1	76	30-168	77.6
2000 Akili Smith.....	267	118	1253	44.2	4.69	3	1.1	6	2.2	46	36-191	52.8
2001 Jon Kitna.....	581	313	3216	53.9	5.54	12	2.1	22	3.8	49	25-185	61.1
2002 Jon Kitna.....	473	294	3178	62.2	6.72	16	3.4	16	3.4	72	24-159	79.1
2003 Jon Kitna.....	520	324	3591	62.3	6.91	26	5.0	15	2.9	82	37-249	87.4
2004 Carson Palmer.....	432	263	2897	60.9	6.71	18	4.2	18	4.2	76	25-178	77.3
2005 Carson Palmer.....	509	345	3836	67.8	7.54	32	6.3	12	2.4	70	19-105	101.1
2006 Carson Palmer.....	520	324	4035	62.3	7.76	28	5.4	13	2.5	74	36-233	93.9
2007 Carson Palmer.....	575	373	4131	64.9	7.18	26	4.5	20	3.5	70	17-119	86.7
2008 Ryan Fitzpatrick.....	372	221	1905	59.4	5.12	8	2.2	9	2.4	79	38-193	70.0
2009 Carson Palmer.....	466	282	3094	60.5	6.64	21	4.5	13	2.8	73	26-213	83.6
2010 Carson Palmer.....	586	362	3970	61.8	6.77	26	4.4	20	3.4	78	26-201	82.4
2011 Andy Dalton.....	516	300	3398	58.1	6.59	20	3.9	13	2.5	84	24-160	80.4
2012 Andy Dalton.....	528	329	3669	62.3	6.95	27	5.1	16	3.0	59	46-229	87.4
2013 Andy Dalton.....	586	363	4293	61.9	7.33	33	5.6	20	3.4	82	29-182	88.8

## RECEPTIONS

YEAR	PLAYER	REC	YDS	AVG	LG	TD
1968	Bob Trumpy.....	37	639	17.3	80t	3
1969	Eric Crabtree.....	40	855	21.4	73l	7
1970	Chip Myers.....	32	542	16.9	56t	1
1971	Bob Trumpy.....	40	531	13.3	44	3
1972	Chip Myers.....	57	792	13.9	42	3
1973	Isaac Curtis.....	45	843	18.7	77l	9
	Boobie Clark.....	45	347	7.7	39	0
1974	Chip Myers.....	32	383	12.0	22	1
1975	Isaac Curtis.....	44	934	21.2	55	7
1976	Isaac Curtis.....	41	766	18.7	85t	6
1977	Billy Brooks.....	39	772	19.8	94t	4
1978	Isaac Curtis.....	47	737	15.7	57	3
1979	Dan Boss.....	58	724	12.5	50	3
1980	Dan Ross.....	56	724	12.9	37	4
1981	Dan Ross.....	71	910	12.8	37	5
1982	Cris Collinsworth.....	49	700	14.3	50	1
1983	Cris Collinsworth.....	66	1130	17.1	63	5
1984	Cris Collinsworth.....	64	989	15.5	57l	6
1985	Cris Collinsworth.....	65	1125	17.3	71	5
1986	Cris Collinsworth.....	62	1024	16.5	46t	10
1987	Eddie Brown.....	44	608	13.8	47l	3
1988	Eddie Brown.....	53	1273	24.0	86t	9
1989	Tim McGee.....	65	1211	18.6	74t	8
1990	Eddie Brown.....	44	706	16.0	50t	9
1991	Eddie Brown.....	59	827	14.0	53	2
1992	Harold Green.....	41	214	5.2	19	0
1993	Jeff Query.....	56	654	11.7	51	4
1994	Carl Pickens.....	71	1127	15.9	70t	11
1995	Carl Pickens.....	99	1234	12.5	68t	17
1996	Carl Pickens.....	100	1180	11.8	61l	12
1997	Darnay Scott.....	54	797	14.8	77t	5
1998	Carl Pickens.....	82	1023	12.5	67t	5
1999	Darnay Scott.....	68	1022	15.0	76t	7
2000	Peter Warrick.....	51	592	11.6	46	4
2001	Peter Warrick.....	70	667	9.5	33	1
2002	Chad Johnson.....	69	1166	16.9	72t	5
2003	Chad Johnson.....	90	1355	15.1	82t	10
2004	Chad Johnson.....	95	1274	13.4	53t	9
2005	Chad Johnson.....	97	1432	14.8	70t	9
2006	T.J. Houshmandzadeh.....	90	1081	12.0	40t	9
2007	T.J. Houshmandzadeh.....	112	1143	10.2	42t	12
2008	T.J. Houshmandzadeh.....	92	904	9.8	46	4
2009	Chad Johnson.....	72	1047	14.5	50	9
2010	Terrell Owens.....	72	983	13.7	78t	9
2011	A.J. Green.....	65	1057	16.3	58	7
2012	A.J. Green.....	97	1350	13.9	73t	11

## PUNTING

YEAR	PLAYER	NO	YDS	AVG	NET	TB	IN-20	LG	BLK.
1968	Dale Livingston	70	3036	43.4	—	2	—	66	0
1969	Dale Livingston	70	2769	39.6	—	5	—	55	1
1970	Dave Lewis	79	3651	46.2	—	9	—	63	0
1971	Dave Lewis	72	3229	44.8	—	8	—	56	0
1972	Dave Lewis	66	2777	42.1	—	6	—	60	0
1973	Dave Lewis	68	2790	41.0	—	4	—	60	0
1974	Dave Green	66	2701	40.9	—	10	—	53	0
1975	Dave Green	68	2655	39.0	—	6	—	57	1
1976	Pat McNally	76	2999	39.5	—	6	—	61	0
1977	Pat McNally	67	2802	41.8	—	3	—	67	1
1978	Pat McNally	91	3919	43.1	—	10	—	65	0
1979	Pat McNally	89	3678	41.3	—	12	—	61	2
1980	Pat McNally	83	3390	40.8	—	12	—	61	2
1981	Pat McNally	72	3272	45.4	—	11	—	62	1
1982	Pat McNally	31	1201	38.7	—	4	—	53	0
1983	Pat McNally	67	2804	41.9	—	9	13	60	2
1984	Pat McNally	67	2832	42.3	—	8	19	61	0
1985	Pat McNally	57	2410	42.3	—	7	8	64	1
1986	Jeff Hayes	56	1965	35.1	—	3	11	52	2
1987	Scott Fulhage	52	2168	41.7	—	5	10	58	0
1988	Scott Fulhage	44	1672	38.0	—	5	13	53	2
1989	Lee Johnson	61	2446	40.1	30.2	11	14	62	2
1990	Lee Johnson	64	2705	42.3	34.3	8	12	70	0
1991	Lee Johnson	64	2795	43.7	34.7	6	15	62	0
1992	Lee Johnson	76	3196	42.1	35.9	9	15	64	0
1993	Lee Johnson	90	3954	43.9	36.6	12	24	60	0
1994	Lee Johnson	79	3461	43.8	35.3	9	19	64	1
1995	Lee Johnson	68	2861	42.1	38.6	4	26	61	0
1996	Lee Johnson	80	3630	45.4	34.4	17	16	67	1
1997	Lee Johnson	81	3471	42.9	35.9	8	27	66	0
1998	Lee Johnson	69	3083	44.7	35.6	8	14	69	1
1999	Will Brice	60	2475	41.3	32.1	4	12	72	2
2000	Daniel Pope	94	3775	40.2	33.1	14	18	57	0
2001	Nick Harris	84	3372	40.1	33.9	6	21	57	1
2002	Nick Harris	65	2608	40.1	31.4	4	11	57	1
2003	Kyle Richardson	49	1961	40.0	33.5	5	9	58	0
2004	Kyle Larson	83	3499	42.2	35.5	7	21	66	1
2005	Kyle Larson	60	2591	43.2	35.6	8	13	75	1
2006	Kyle Larson	77	3428	44.5	38.6	11	26	67	0
2007	Kyle Larson	59	2437	41.3	35.2	3	21	55	0
2008	Kyle Larson	100	3945	39.5	34.1	3	28	57	1
2009	Kevin Huber	86	3713	43.2	36.3	10	24	61	0
2010	Kevin Huber	71	2992	42.1	38.2	6	28	72	1
2011	Kevin Huber	91	4023	44.2	39.2	9	24	71	0
2012	Kevin Huber	76	3540	46.6	42.0	7	33	69	0
2013	Kevin Huber	66	2982	45.2	40.5	4	24	75	0

## PUNT RETURNS

YEAR	PLAYER	NO	FC	YDS	AVG	LG	TD
1968	Essex Johnson	22	2	111	5.0	45	0
1969	Essex Johnson	17	6	85	5.0	17	0
1970	Lemar Parrish	23	15	194	8.4	79t	1
1971	Lemar Parrish	12	9	93	7.8	47	0
1972	Tommy Casanova	30	19	289	9.6	66t	1
1973	Lemar Parrish	25	1	200	8.0	47	0
1974	Lemar Parrish	18	1	338	18.8	90t	2
1975	Lyle Blackwood	23	0	123	5.3	31	0
1976	Willie Shelby	21	4	162	7.7	30	0
1977	Tony Davis	19	6	220	11.6	70	0
1978	Tony Davis	22	8	130	5.9	12	0
1979	Vaughn Lusby	32	4	260	8.1	40	0
1980	Cleotha Montgomery	31	7	223	7.2	42	0
1981	Mike Fuller	23	13	177	7.7	34	0
1982	Mike Fuller	17	8	95	5.6	13	0
1983	Mike Martin	23	3	227	9.9	19	0
1984	Mike Martin	24	5	376	15.7	55	0
1985	Mike Martin	32	8	268	8.4	26	0
1986	Ray Horton	11	3	111	10.1	25	0
1987	Mike Martin	28	5	277	9.9	21	0
1988	Ira Hillary	17	5	166	9.8	20	0
1989	Mike Martin	15	4	107	7.1	17	0
1990	Mitchell Price	29	14	251	8.7	66t	1
1991	Mitchell Price	14	6	203	14.5	78t	1
1992	Carl Pickens	18	9	229	12.7	95t	1
1993	Patrick Robinson	43	6	305	7.1	36	0
1994	Corey Sawyer	26	16	307	11.8	82t	1
1995	Eric Bienenmy	7	1	47	6.7	10	0
1996	Corey Sawyer	15	5	117	7.8	62	0
1997	Greg Myers	26	19	201	7.7	18	0
1998	Damon Gibson	27	19	218	8.1	65t	1
1999	Damon Griffin	23	3	195	8.5	34	0
2000	Craig Yeast	34	14	225	6.6	27	0
2001	T.J. Houshmandzadeh	12	5	163	13.6	86	0
2002	T.J. Houshmandzadeh	24	4	117	4.9	34	0
2003	Peter Warrick	25	8	273	10.9	68t	1
2004	Keiwan Ratliff	17	5	207	12.2	49	0
2005	Keiwan Ratliff	28	14	157	5.6	13	0
2006	Keiwan Ratliff	27	9	176	6.5	38	0
2007	Antonio Chatman	18	8	93	5.2	19	0
2008	Antonio Chatman	21	5	158	7.5	34	0
2009	Quan Cosby	40	19	474	11.9	60	0
2010	Quan Cosby	30	21	225	7.5	20	0
2011	Brandon Tate	51	17	543	10.6	56t	1
2012	Adam Jones	26	0	301	11.6	81t	1
2013	Brandon Tate	36	16	336	9.3	43	0

## KICKOFF RETURNS

YEAR	PLAYER	NO	YDS	AVG	LG	TD
1968	Warren McVea	14	310	22.1	30	0
1969	Ken Riley	14	334	23.9	40	0
1970	Lemar Parrish	16	482	30.1	95t	1
1971	Paul Robinson	18	335	18.6	37	0
1972	Bernard Jackson	21	509	24.2	62	0
1973	Bernard Jackson	21	520	24.8	41	0
1974	Bernard Jackson	29	682	23.5	45	0
1975	Bernard Jackson	25	587	23.5	39	0
1976	Willie Shelby	30	761	25.4	97t	1
1977	Willie Shelby	19	403	21.2	38	0
1978	Ray Griffin	37	787	21.3	39	0
1979	Deacon Turner	55	1149	20.9	36	0
1980	Cleotha Montgomery	44	843	19.2	40	0
1981	David Verser	29	691	23.8	78	0
1982	Rodney Tate	14	314	22.4	55	0
1983	John Simmons	14	317	22.6	36	0
1984	Stanford Jennings	22	452	20.5	46	0
1985	Mike Martin	48	1104	23.0	45	0
1986	Tim McGee	43	1007	23.4	94	0
1987	Barney Bussey	21	406	19.3	34	0
1988	Stanford Jennings	32	684	21.4	98t	1
1989	Stanford Jennings	26	525	20.2	33	0
1990	Stanford Jennings	29	584	20.1	33	0
1991	Eric Ball	13	262	20.2	24	0
1992	Eric Ball	20	411	20.6	48	0
1993	Eric Ball	23	501	21.8	45	0
1994	Eric Ball	42	915	21.8	43	0
1995	David Dunn	50	1092	21.8	45	0
1996	David Dunn	35	782	22.3	90t	1
1997	Eric Bienenmy	34	789	23.2	102t	1
1998	Tremain Mack	45	1165	25.9	97t	1
1999	Tremain Mack	51	1382	27.1	99t	1
2000	Tremain Mack	50	1036	20.7	50	0
2001	Curtis Keaton	42	891	21.2	64	0
2002	Brandon Bennett	49	1231	25.1	94t	1
2003	Brandon Bennett	53	1146	21.6	46	0
2004	Cliff Russell	39	872	22.4	40	0
2005	Tab Perry	64	1562	24.4	94	0
2006	Chris Perry	21	412	19.6	36	0
2007	Glenn Holt	59	1432	24.3	100t	1
2008	Glenn Holt	46	1110	24.1	60	0
2009	Andre Caldwell	29	539	18.6	39	0
2010	Bernard Scott	56	1257	22.4	60	0
2011	Brandon Tate	42	998	23.8	45	0
2012	Brandon Tate	32	795	24.8	45	0
2013	Brandon Tate	35	914	26.1	71	0

## INTERCEPTIONS

YEAR	PLAYER	NO	YDS	AVG	LG	TD
1968	Jess Phillips .....	3	26	8.7	23	0
1969	Fletcher Smith .....	4	67	16.8	29	0
	Bobby Hunt .....	4	66	16.5	27	0
	Ken Riley .....	4	66	16.5	66	0
	Bill Peterson .....	4	23	5.8	17	0
1970	Lemar Parrish .....	5	28	5.6	19	0
1971	Lemar Parrish .....	7	105	15.0	65t	1
1972	Tommy Casanova .....	5	108	21.6	33	0
	Lemar Parrish .....	5	90	18.0	33t	2
1973	Tommy Casanova .....	4	33	8.3	16	0
1974	Ken Riley .....	5	33	6.6	19	0
1975	Ken Riley .....	6	76	12.7	30t	1
1976	Ken Riley .....	9	141	15.7	53t	1
1977	Lemar Parrish .....	3	95	31.7	47t	1
	Reggie Williams .....	3	67	22.3	54t	1
1978	Dick Jauron .....	4	52	13.0	24t	1
1979	Dick Jauron .....	6	41	6.8	12	0
1980	Louis Breeden .....	7	91	13.0	29	0
1981	Ken Riley .....	5	6	1.2	6	0
1982	Ken Riley .....	5	88	17.6	56t	1
1983	Ken Riley .....	8	89	11.1	42t	2
1984	Louis Breeden .....	4	96	24.0	70	0
	Robert Jackson .....	4	32	8.0	28t	1
	Bobby Kemp .....	4	27	6.8	14	0
1985	James Griffin .....	7	116	16.6	33	1
1986	Louis Breeden .....	7	72	10.3	36t	1
1987	Robert Jackson .....	3	49	16.3	29	0
	David Fulcher .....	3	30	10.0	28	0
1988	Eric Thomas .....	7	61	8.7	37	0
1989	David Fulcher .....	8	87	10.9	22	0
1990	Barney Bussey .....	4	37	9.3	18	0
	David Fulcher .....	4	20	5.0	18	0
1991	David Fulcher .....	4	51	12.8	27t	1
1992	Darryl Williams .....	4	65	16.3	30	0
1993	Mike Brim .....	3	74	24.7	30	1
1994	Louis Oliver .....	3	36	12.0	19	0
1995	Bracey Walker .....	4	56	14.0	23	0
1996	Ashley Ambrose .....	8	63	7.9	31t	1
1997	Corey Sawyer .....	4	44	11.0	37	0
1998	Sam Shade .....	3	33	11.0	32	0
	Artrell Hawkins .....	3	21	7.0	12	0
1999	Rodney Heath .....	3	72	24.0	58t	1
2000	Tom Carter .....	2	40	20.0	30	0
	Takeo Spikes .....	2	12	6.0	7	0
2001	Kevin Kaesviharn .....	3	41	13.7	29	0
	Artrell Hawkins .....	3	26	8.7	22	0
2002	Artrell Hawkins .....	2	102	51.0	102t	1
	Kevin Kaesviharn .....	2	17	8.5	17	0
2003	Tory James .....	4	56	14.0	31	0
2004	Tory James .....	8	66	8.3	23	0
2005	Deltha O'Neal .....	10	103	10.3	37	0
2006	Kevin Kaesviharn .....	6	24	4.0	22	0
2007	Leon Hall .....	5	16	3.2	12	0
2008	Leon Hall .....	3	87	29.0	50t	1
2009	Johnathan Joseph .....	6	92	15.3	32	1
	Leon Hall .....	6	47	7.8	26	0
2010	Leon Hall .....	4	19	4.8	22	0
2011	Reggie Nelson .....	4	115	28.8	75t	1
2012	Chris Crocker .....	3	52	17.3	29	0
	Reggie Nelson .....	3	10	3.3	10	0
2013	Adam Jones .....	3	60	20.0	60t	1
	Dre Kirkpatrick .....	3	21	7.0	21t	1



# ALL-TIME INDIVIDUAL STATISTICS

## ALL-TIME SCORING

Order based on total points. Updated through 2013 season.

Players active with Bengals as of June 25, 2014 are listed in bold.

NAME, POS., YEARS	TD-R	TD-P	TD-Rt	PAT	CONV.	FG	S	PTS
Jim Breech, K 1980-92	0	0	0	476	0	225	0	1151
Shayne Graham, K 2003-09	0	0	0	248	0	177	0	779
Doug Pelfrey, K 1993-99	0	0	0	201	0	153	0	660
Horst Muhlmann, K 1969-74	0	0	0	189	0	120	0	549
Pete Johnson, RB 1977-83	64	6	0	—	0	—	0	420
Chad Johnson, WR 2001-10	0	66	0	—	0	—	0	396
<b>Mike Nugent, K 2010-13</b>	0	0	0	<b>137</b>	0	<b>85</b>	0	<b>392</b>
Carl Pickens, WR-PR 1992-99	0	63	1	—	2	—	0	388
James Brooks, RB 1984-91	37	27	0	—	0	—	0	384
Isaac Curtis, WR 1973-84	0	53	0	—	0	—	0	318
Chris Bahr, K 1976-79	0	0	0	130	0	62	0	316
Corey Dillon, RB 1997-2003	45	5	0	—	0	—	0	300
Rudi Johnson, RB 2001-07	48	1	0	—	1	—	0	296
Eddie Brown, WR 1985-91	0	41	0	—	0	—	0	246
Larry Kinnebrew, RB 1983-87	37	3	0	—	0	—	0	240
T.J. Houshmandzadeh, WR-PR 2001-08	1	37	0	—	0	—	0	228
Cris Collinsworth, WR 1981-88	0	36	0	—	0	—	0	216
Darnay Scott, WR 1994-2001	0	36	0	—	0	—	0	216
Bob Trumphy, TE-WR 1968-77	0	35	0	—	0	—	0	210
Neil Rackers, K 2000-02	0	0	0	74	0	44	0	206
Rodney Holman, TE 1982-92	0	34	0	—	0	—	0	204
<b>A.J. Green, WR 2011-13</b>	0	<b>29</b>	0	—	0	—	0	<b>174</b>
Essex Johnson, RB 1968-75	18	11	0	—	0	—	0	174
Boobie Clark, FB 1973-78	25	2	0	—	0	—	0	162
Ickey Woods, FB 1988-91	27	0	0	—	0	—	0	162
Tim McGee, WR-KOR 1986-92, 94-95	0	25	0	—	0	—	0	150
Cedric Benson, RB 2008-11	21	1	0	—	0	—	1	134
Peter Warrick, WR-PR 2000-04	2	18	2	—	0	—	0	132
Chris Henry, WR 2005-09	0	21	0	—	0	—	0	126
Paul Robinson, RB-KOR 1968-72	19	2	0	—	0	—	0	126
Tony McGee, TE 1993-2001	0	20	0	—	1	—	0	122
Ken Anderson, QB 1971-86	20	0	0	—	0	—	0	120
<b>Jermaine Gresham, TE 2010-13</b>	0	<b>19</b>	0	—	1	—	0	<b>116</b>
Stanford Jennings, RB-KOR 1984-90	9	9	1	—	0	—	0	114
Ki-Jana Carter, RB 1995-99	16	1	0	—	0	—	0	102
Dan Ross, TE 1979-83, 85	0	16	0	—	0	—	0	96
Charles Alexander, HB-FB 1979-85	13	2	0	—	0	—	0	90
Don Bass, WR-TE 1978-81	0	13	1	—	0	—	0	84
Stan Fritts, RB 1975-76	11	2	0	—	0	—	0	78
<b>BenJarvus Green-Ellis, RB 2012-13</b>	<b>13</b>	0	0	—	0	—	0	<b>78</b>
Archie Griffin, RB 1976-83	7	6	0	—	0	—	0	78
Lemar Parrish, CB-PR-KOR 1970-77	0	0	13	—	0	—	0	78
Stanley Wilson, RB 1983-84, 86, 88	11	2	0	—	0	—	0	78
Lenvil Elliott, RB 1973-78	3	9	0	—	0	—	0	72
Chip Myers, WR 1969-76	0	12	0	—	0	—	0	72
Dave Green, P-K 1974-75	0	0	0	40	0	10	0	70
Eric Ball, FB-KOR 1989-94	8	3	0	—	0	—	0	66
Eric Crabtree, WR 1969-71	0	11	0	—	0	—	0	66
Derrick Fenner, FB 1992-94	9	2	0	—	0	—	0	66
Harold Green, RB 1990-95	8	3	0	—	0	—	0	66
<b>Marvin Jones, WR 2012-13</b>	0	<b>11</b>	0	—	0	—	0	<b>66</b>
Jeff Blake, QB 1994-99	10	0	0	—	2	—	0	64
Doug Dressler, RB 1970-74	9	1	0	—	0	—	0	60
M.L. Harris, TE 1980-85	0	10	0	—	0	—	0	60
Jess Phillips, RB-DB 1968-72	8	2	0	—	0	—	0	60
Craig Taylor, RB 1989-91	7	3	0	—	0	—	0	60
Dale Livingston, P-K 1968-69	0	0	0	20	0	13	0	59
Steve Kreider, WR 1979-86	0	9	0	2	0	—	0	56
Matt Schobel, TE 2002-05	0	9	0	—	1	—	0	56
Bruce Coslet, TE 1969-76	0	9	0	—	0	—	0	54
Terrell Owens, WR 2010	0	9	0	—	0	—	0	54
Speedy Thomas, WR 1969-72	1	8	0	—	0	—	0	54
Kelley Washington, WR 2003-06	0	9	0	—	0	—	0	54
Kenny Watson, RB 2003-08	8	1	0	—	0	—	0	54
<b>Giovani Bernard, RB 2013</b>	<b>5</b>	<b>3</b>	0	—	0	—	0	<b>48</b>
Jeremi Johnson, FB 2003-09	2	6	0	—	0	—	0	48
Ian Sunter, K 1980	0	0	0	15	0	11	0	48
Brandon Bennett, RB-KOR 1998-2003	5	1	1	—	0	—	0	42
Eric Bieniemy, RB-KOR 1995-98	6	0	1	—	0	—	0	42
Billy Brooks, WR 1976-79	0	7	0	—	0	—	0	42
<b>Andy Dalton, QB 2011-13</b>	<b>7</b>	<b>0</b>	0	—	0	—	0	<b>42</b>
Jeff Query, WR 1992-95	0	7	0	—	0	—	0	42
Jerome Simpson, WR 2008-11	0	7	0	—	0	—	0	42
Ed Williams, RB 1974-75	5	2	0	—	0	—	0	42
Fred Willis, RB 1971-72	7	0	0	—	0	—	0	42
Josh Brown, K 2012	0	0	0	8	0	11	0	41
Andre Caldwell, WR-KOR 2008-11	0	6	0	—	0	—	0	36
Charlie Joiner, WR 1972-75	0	6	0	—	0	—	0	36
Mike Martin, WR-PR-KOR 1983-89	0	6	0	—	0	—	0	36
<b>Mohamed Sanu, WR 2012-13</b>	0	<b>6</b>	0	—	0	—	0	<b>36</b>
Jack Thompson, QB 1979-82	6	0	0	—	0	—	0	36
Carson Palmer, QB 2003-10	5	0	0	—	1	—	0	32
Laveranues Coles, WR 2009	0	5	0	—	0	—	0	30
Tony Davis, RB-PR 1976-78	5	0	0	—	0	—	0	30
David Dunn, WR-KOR 1995-98	0	4	1	—	0	—	0	30
Boomer Esiason, QB 1984-92, 97	5	0	0	—	0	—	0	30
Eric Kattus, TE 1986-91	0	5	0	—	0	—	0	30
Jon Kitna, QB 2001-05	5	0	0	—	0	—	0	30
Pat McInally, P-WR 1976-85	0	5	0	—	0	—	0	30
Ken Riley, CB 1969-83	0	0	5	—	0	—	0	30
Bernard Scott, RB-KOR 2009-13	4	0	1	—	0	—	0	30
Clint Stitzer, K 2010	0	0	0	8	0	7	0	29
Brian Milne, RB 1996-99	4	0	0	—	1	—	0	26
Virgil Carter, QB 1970-73	4	0	0	1	0	—	0	25
Tommy Casanova, S-PR 1972-77	0	0	4	—	0	—	0	24
Damon Gibson, WR-PR 1998	0	3	1	—	0	—	0	24
Andrew Hawkins, WR 2011-13	0	4	0	—	0	—	0	24
James Hundon, WR-KOR 1996-99	0	4	0	—	0	—	0	24
Johnathan Joseph, CB 2006-10	0	0	4	—	0	—	0	24
Anthony Munoz, OT 1980-92	0	4	0	—	0	—	0	24
Chris Perry, RB 2004-08	2	2	0	—	0	—	0	24
Reggie Williams, LB 1976-89	0	0	3	—	0	—	2	22
Ron Dugans, WR 2000-02	0	3	0	—	1	—	0	20
James Francis, LB 1990-98	0	0	3	—	0	—	1	20
Jim Gallery, K 1989	0	0	0	13	0	2	0	19
Al Beauchamp, LB 1968-75	0	0	3	—	0	—	0	18
James Griffin, S 1983-85	0	0	3	—	0	—	0	18
Ray Griffin, CB-KOR 1978-84	0	0	3	—	0	—	0	18
Glenn Holt, WR-KOR 2006-08	0	2	1	—	0	—	0	18
<b>Adam Jones, CB-PR 2010-13</b>	0	<b>0</b>	<b>3</b>	—	0	—	0	<b>18</b>
Reggie Kelly, TE 2003-10	0	3	0	—	0	—	0	18
Warren McVea, WR-KOR 1968	1	2	0	—	0	—	0	18
Scott Perry, CB 1976-79	0	0	3	—	0	—	0	18
Turk Schonert, QB 1980-85, 87-89	3	0	0	—	0	—	0	18
Jordan Shipley, WR 2010-11	0	3	0	—	0	—	0	18
Brian Simmons, LB 1998-2006	0	0	3	—	0	—	0	18
Craig Thompson, TE 1992-93	0	3	0	—	0	—	0	18
David Verser, WR-KOR 1981-84	0	3	0	—	0	—	0	18
Rick Walker, TE 1977-79	0	3	0	—	0	—	0	18
Sam Wyche, QB 1968-70	3	0	0	—	0	—	0	18
Steve Broussard, RB 1994	2	0	0	—	1	—	0	14
David Fulcher, S 1986-92	0	0	2	—	0	—	1	14
Willie Jackson, WR 1998-99	0	2	0	—	1	—	0	14
Darryl Williams, S 1992-95, 2000-01	0	0	2	—	0	—	1	14
Mike Barber, WR 1990-92	0	2	0	—	0	—	0	12
Marco Battaglia, TE 1996-2001	0	2	0	—	0	—	0	12
Royce Berry, DE 1969-75	0	0	2	—	0	—	0	12
Louis Breeden, CB 1977-87	0	0	2	—	0	—	0	12
Barney Bussey, S-KOR 1986-92	0	0	2	—	0	—	0	12
Jeff Coltrane, FB 1994-96	1	1	0	—	0	—	0	12
<b>Carlos Dunlap, DE 2010-13</b>	0	<b>0</b>	<b>2</b>	—	0	—	0	<b>12</b>
Tyler Eifert, TE 2013	0	2	0	—	0	—	0	12
Ryan Fitzpatrick, QB 2007-08	2	0	0	—	0	—	0	12
J.P. Foschi, TE 2009-10	0	2	0	—	0	—	0	12
<b>Robert Geathers, DE-LB 2004-13</b>	0	<b>0</b>	<b>2</b>	—	0	—	0	<b>12</b>
<b>Leon Hall, CB 2007-13</b>	0	<b>0</b>	<b>2</b>	—	0	—	0	<b>12</b>
Ira Hillary, WR-PR 1987-89	0	2	0	—	0	—	0	12
Ray Horton, CB 1983-88	0	0	2	—	0	—	0	12
Robert Jackson, S 1981-87, 89	0	0	2	—	0	—	0	12
Nick Luchey, FB/H-B 1999-2002, 05	2	0	0	—	0	—	0	12
Tremain Mack, S-CB-KOR 1997-2000	0	0	2	—	0	—	0	12
Chinedum Ndukwe, S 2007-10	0	0	2	—	0	—	0	12
Lorenzo Neal, RB 2001-02	0	2	0	—	0	—	0	12
Tab Perry, WR-KOR 2005-07	1	1	0	—	0	—	0	12
Mitchell Price, CB-PR 1990-93	0	0	2	—	0	—	0	12
John Reaves, QB 1975-78	2	0	0	—	0	—	0	12
Corey Sawyer, CB-PR 1994-98	0	0	2	—	0	—	0	12
Willie Shelby, RB-KOR-PR 1976-77	0	0	2	—	0	—	0	12
Takeo Spikes, LB 1998-2002	0	0	2	—	0	—	0	12
Tony Stewart, TE 2002-06	0	2	0	—	0	—	0	12
<b>Brandon Tate, WR-KOR 2011-13</b>	0	<b>1</b>	<b>1</b>	—	0	—	0	<b>12</b>
Deacon Turner, RB-KOR 1978-80	1	1	0	—	0	—	0	12
Michael Westbrook, WR 2002	0	2	0	—	0	—	0	12
Craig Yeast, WR-PR 1999-2000	0	0	2	—	0	—	0	12
Aaron Pettrey, K 2010	0	0	0	5	0	2	0	11
Rod Sherman, WR-K 1968	0	1	0	4	0	0	0	10
Harry Gunner, DE 1968-69	0	0	1	—	0	—	1	8
Garrison Hearst, RB 1996	0	1	0	—	1	—	0	8
Brian Leonard, RB 2009-12	0	1	0	—	1	—	0	8
Leon White, LB 1986-91	0	0	1	—	0	—	1	8
Ashley Ambrose,								

(All-time individual statistics — all-time scoring, continued)

Jeff Hayes, P 1986.....	1	0	0	—	0	—	0	6
Rodney Heath, CB 1999-2001.....	0	0	1	—	0	—	0	6
Bobby Hunt, S 1968-69.....	1	0	0	—	0	—	0	6
Lynn James, WR 1990-91.....	0	1	0	—	0	—	0	6
Dick Jauron, S 1978-81.....	0	0	1	—	0	—	0	6
Bill Johnson, RB 1985-87.....	1	0	0	—	0	—	0	6
Landon Johnson, LB 2004-07.....	0	0	1	—	0	—	0	6
Lee Johnson, P-K 1988-98.....	0	0	0	—	0	2	0	6
Roger Jones, CB 1994-96.....	0	0	1	—	0	—	0	6
Kevin Kaesviharn, S-CB 2001-06.....	0	0	1	—	0	—	0	6
Ethan Kilmer, S 2006-08.....	0	0	1	—	0	—	0	6
Charlie King, CB 1968-69.....	0	0	1	—	0	—	0	6
Dre Kirkpatrick, CB 2012-13.....	0	0	1	—	0	—	0	6
Howie Kurrick, LB 1979-80.....	0	0	1	—	0	—	0	6
Kyle Larson, P 2004-08.....	1	0	0	—	0	—	0	6
Jim LeClair, LB 1972-83.....	0	0	1	—	0	—	0	6
Marc Logan, RB 1987-88.....	1	0	0	—	0	—	0	6
Bob Maddox, DE 1974.....	0	0	1	—	0	—	0	6
Massimo Manca, K 1987.....	0	0	0	3	0	1	0	6
David McCluskey, RB 1987.....	1	0	0	—	0	—	0	6
John McDaniel, WR 1974-77.....	0	1	0	—	0	—	0	6
Ostell Miles, RB 1992-93.....	1	0	0	—	0	—	0	6
Scott Mitchell, QB 2000-01.....	1	0	0	—	0	—	0	6
Melvin Morgan, CB 1976-78.....	0	0	1	—	0	—	0	6
Reggie Nelson, S 2010-13.....	0	0	1	—	0	—	0	6
Terence Newman, CB 2012-13.....	0	0	1	—	0	—	0	6
Deltha O'Neal, CB 2004-07.....	0	0	1	—	0	—	0	6
Cedric Peerman, RB 2010-13.....	1	0	0	—	0	—	0	6
Chris Pressley, FB 2010-13.....	0	1	0	—	0	—	0	6
Dave Rayner, K 2008.....	0	0	0	3	0	1	0	6

Reggie Rember, WR 1991-93.....	0	1	0	—	0	—	0	6
Vincent Rey, LB 2010-13.....	0	0	1	—	0	—	0	6
Wade Russell, TE 1987.....	0	1	0	—	0	—	0	6
Mike St. Clair, DE 1980-82.....	0	0	1	—	0	—	0	6
John Simmons, CB-PR-KOR 1981-86.....	0	0	1	—	0	—	0	6
Sam Shade, S 1995-98.....	0	0	1	—	0	—	0	6
Sedrick Shaw, RB 1999.....	1	0	0	—	0	—	0	6
Tom Smiley, RB 1968.....	1	0	0	—	0	—	0	6
Akili Smith, QB 1999-2002.....	1	0	0	—	0	—	0	6
Alex Smith, TE 2013.....	0	1	0	—	0	—	0	6
Kendal Smith, WR 1989-90.....	0	1	0	—	0	—	0	6
Jimmy Spencer, CB 1996-97.....	0	0	1	—	0	—	0	6
Milt Stegall, WR-KOR 1992-94.....	0	1	0	—	0	—	0	6
Eric Thomas, CB 1987-92.....	0	0	1	—	0	—	0	6
Odell Thurman, LB 2005.....	0	0	1	—	0	—	0	6
Melvin Tuten, OT-TE 1995-96.....	0	1	0	—	0	—	0	6
Fernandus Vinson, S 1991-94.....	0	0	1	—	0	—	0	6
Kevin Walter, WR 2003-05.....	0	1	0	—	0	—	0	6
Andrew Whitworth, OT-G 2006-13.....	0	1	0	—	0	—	0	6
Madieu Williams, S-CB 2004-07.....	0	0	1	—	0	—	0	6
Stepfret Williams, WR 1998.....	0	1	0	—	0	—	0	6
Alfred Williams, LB-DE 1991-94.....	0	0	0	—	0	—	2	4
Ross Browner, DE 1978-86.....	0	0	0	1	0	—	1	3
Coy Bacon, DE 1976-77.....	0	0	0	—	0	—	1	2
Gary Burley, DE 1975-83.....	0	0	0	—	0	—	1	2
Ron Carpenter, DT-DE 1970-76.....	0	0	0	—	0	—	1	2
Alex Gordon, LB 1991-93.....	0	0	0	—	0	—	1	2
Paul Justin, QB 1998.....	0	0	0	—	1	—	0	2
Lemar Marshall, LB 2007.....	0	0	0	—	0	—	1	2
Scott Schult, LB 1987.....	0	0	0	—	0	—	1	2
Sherman White, DE 1972-75.....	0	0	0	—	0	—	1	2
Sandro Vitiello, K 1980.....	0	0	0	1	0	0	0	1

ALL-TIME RUSHING

Order based on total yards. Updated through 2013 season.  
Players active with Bengals as of June 25, 2014 are listed in bold.

PLAYER, POS., YEARS	ATT	YDS	AVG	LG	TD
Corey Dillon, RB 1997-2003.....	1865	8061	4.3	96	45
James Brooks, RB 1984-91.....	1344	6447	4.8	65	37
Rudi Johnson, RB 2001-07.....	1441	5742	4.0	54	48
Pete Johnson, FB 1977-83.....	1402	5421	3.9	65	64
Cedric Benson, RB 2008-11.....	1109	4176	3.8	46	21
Harold Green, RB 1990-95.....	968	3727	3.9	75	8
Essex Johnson, RB-KOR-PR 1968-75.....	675	3070	4.5	86	18
Boobie Clark, FB 1973-78.....	779	2978	3.8	26	25
Archie Griffin, RB 1976-83.....	691	2808	4.1	77	7
Charles Alexander, HB-FB 1979-85.....	748	2645	3.5	37	13
Larry Kinnebrew, FB 1983-87.....	639	2582	4.0	52	37
Paul Robinson, RB-KOR 1968-72.....	617	2441	4.0	87	19
Ken Anderson, QB 1971-86.....	397	2220	5.6	29	20
Jess Phillips, RB-DB 1968-72.....	424	1860	4.4	83	8
<b>BenJarvus Green-Ellis, RB 2012-13.....</b>	<b>498</b>	<b>1850</b>	<b>3.7</b>	<b>48</b>	<b>13</b>
Ickey Woods, FB 1988-91.....	332	1525	4.6	56	27
Jeff Blake, QB 1994-99.....	285	1499	5.3	30	10
Derrick Fenner, FB 1992-94.....	374	1450	3.9	35	9
Lenvil Elliott, LB 1973-78.....	324	1395	4.3	32	3
Boomer Esiason, QB 1984-92, 97.....	340	1355	4.0	24	5
Stanford Jennings, RB-KOR 1984-90.....	308	1225	4.0	20	9
Brandon Bennett, RB-KOR 1998-2003.....	306	1127	3.7	37	5
Stanley Wilson, RB 1983-84, 86, 88.....	253	1118	4.4	58	11
Kenny Watson, RB 2003-08.....	242	1117	4.6	25	8
Doug Dressler, RB 1970-74.....	272	1101	4.0	43	9
Bernard Scott, RB 2009-13.....	255	1035	4.1	61	4
Garrison Hearst, RB 1996.....	225	847	3.8	24	0
Eric Bieniemy, RB-KOR 1995-98.....	192	803	4.2	33	6
KI-Jana Carter, RB 1995-99.....	227	747	3.3	79	16
Fred Willis, RB 1971-72.....	177	717	4.1	36	7
<b>Giovani Bernard, RB 2013.....</b>	<b>170</b>	<b>695</b>	<b>4.1</b>	<b>35</b>	<b>5</b>
Chris Perry, RB-KOR 2004-08.....	177	606	3.4	30	2
Eric Ball, FB-KOR 1989-94.....	156	576	3.7	27	8
Stan Fritts, RB 1975-76.....	141	575	4.1	22	11
Deacon Turner, RB-KOR 1978-80.....	142	549	3.9	65	1
Craig Taylor, RB 1989-91.....	114	480	4.2	34	7
Bill Johnson, RB 1985-87.....	86	475	5.5	34	1
<b>Andy Dalton, QB 2011-13.....</b>	<b>145</b>	<b>455</b>	<b>3.1</b>	<b>17</b>	<b>7</b>
David Klingler, QB 1992-95.....	69	420	6.1	29	0
Steve Broussard, RB 1994.....	94	403	4.3	37	2
Charlie Davis, RB 1974-75.....	72	375	5.2	29	0
Ed Williams, RB 1974-75.....	93	374	4.0	19	5
Akili Smith, QB 1999-2002.....	70	371	5.3	24	1
Peter Warrick, WR-PR 2000-04.....	52	355	6.8	77	2
Virgil Carter, QB 1970-73.....	54	345	6.4	73	4
Brian Leonard, RB 2009-12.....	86	336	3.9	42	0
Tony Davis, RB-PR 1976-78.....	84	316	3.8	16	5
Carson Palmer, QB 2003-10.....	179	316	1.8	15	5
Michael Basnight, RB 1999-2000.....	62	308	5.0	46	0
Ryan Fitzpatrick, QB 2007-08.....	60	304	5.1	22	2
Jon Kitna, QB 2001-05.....	101	299	3.0	20	5
Sam Wyche, QB 1968-70.....	43	299	7.0	23	3
<b>Cedric Peerman, RB 2010-13.....</b>	<b>49</b>	<b>291</b>	<b>5.9</b>	<b>48</b>	<b>1</b>
Turk Schonert, QB 1980-85, 87-89.....	62	276	4.5	17	3
Marc Logan, RB 1987-88.....	39	213	5.5	51	1
Larry Johnson, RB 2009.....	46	204	4.4	27	0
Jack Thompson, QB 1979-82.....	39	200	5.1	21	6
Jeff Cothran, FB 1994-96.....	57	191	3.4	15	1
DeDe Dorsey, RB 2007-08.....	26	191	7.3	45	0
Donald Hollas, QB 1991-94.....	32	175	5.6	27	0
Chad Johnson, WR 2001-10.....	24	175	7.3	26	0
Eddie Brown, WR 1985-91.....	25	164	6.6	35	0

Jeremi Johnson, FB 2003-09.....	52	149	2.9	15	2
Greg Cook, QB 1969-74.....	25	148	5.9	30	1
Tom Smiley, RB 1968.....	63	146	2.3	11	1
Nick Luchey, FB/H-B 1999-2002, 05.....	33	143	4.3	13	2
T.J. Houshmandzadeh, WR-PR 2001-08.....	23	142	6.2	17	1
Darnay Scott, WR 1994-2001.....	21	137	6.5	23	0
Warren McVea, WR 1968.....	9	133	14.8	80	1
Estes Banks, RB 1968.....	34	131	3.9	20	0
Brian Milne, FB 1996-99.....	34	125	3.7	26	4
<b>Marvin Jones, WR 2012-13.....</b>	<b>11</b>	<b>112</b>	<b>10.2</b>	<b>37</b>	<b>0</b>
Clem Turner, RB 1969.....	23	105	4.6	34	0
Ron Lamb, RB 1968-71.....	33	100	3.0	17	0
Dave McCluskey, RB 1987.....	29	94	3.2	12	1
Jeff Hayes, P 1986.....	3	92	30.7	61	1
Mike Dingle, RB 1991-92.....	21	91	4.3	21	0
<b>A.J. Green, WR 2011-13.....</b>	<b>9</b>	<b>91</b>	<b>10.1</b>	<b>22</b>	<b>0</b>
Rodney Tate, RB 1982-83.....	27	79	2.9	13	0
Ostell Miles, RB 1992-93.....	30	78	2.6	15	1
Isaac Curtis, WR 1973-84.....	25	76	3.0	20	0
Dana Wright, RB 1987.....	24	74	3.1	10	0
Andre Caldwell, WR-KOR 2008-11.....	9	73	8.1	26	0
Curtis Keaton, RB-KOR 2000-01.....	11	72	6.5	21	0
Dave Walter, RB 1987.....	16	70	4.4	16	0
Erik Wilhelm, QB 1989-91, 93-97.....	19	69	3.6	18	0
Jim Hargrove, RB 1981.....	16	66	4.1	27	1
John Reeves, QB 1975-78.....	17	63	3.7	20	2
Scott Mitchell, QB 2000-01.....	10	61	6.1	12	1
Dan Rice, RB 1987.....	18	59	3.3	8	0
Andrew Hawkins, WR 2011-13.....	13	58	4.5	11	0
Dave Verser, WR-KOR 1981-84.....	7	48	6.9	29	0
Lorenzo Neal, FB 2001-02.....	14	41	2.9	9	0
Jay Schroeder, QB 1993.....	10	41	4.1	20	0
Dan Bass, WR-TE 1978-81.....	6	40	6.7	14	0
James Joseph, RB 1995.....	16	40	2.5	8	0
Joe Wilson, RB 1973.....	10	39	3.9	11	0
Champ Henson, RB 1975.....	11	38	3.5	8	0
Tom Dinkel, LB 1978-83, 85.....	3	34	11.3	20	0
Neil O'Donnell, QB 1998.....	13	34	2.6	10	0
<b>Mohamed Sanu, WR 2012-13.....</b>	<b>9</b>	<b>31</b>	<b>3.4</b>	<b>9</b>	<b>0</b>
James Johnson, RB 2008.....	9	29	3.2	12	0
Dale Livingston, P-K 1968-69.....	2	29	14.5	18	0
Cliff Groce, FB 1999-2000.....	11	26	2.4	8	1
Eric Crabtree, WR 1969-71.....	4	24	6.0	16	0
Mike Martin, WR-PR-KOR 1983-89.....	3	24	8.0	15	0
Steve Kreider, WR 1979-86.....	4	23	5.8	21	0
Gus Frototte, QB 2002.....	4	22	5.5	9	0
Charlie Joiner, WR 1972-75.....	5	22	4.4	8	0
Dave Lewis, P-QB 1970-73.....	12	22	1.8	15	0
Tab Perry, WR 2005-07.....	6	22	3.7	9	1
Daniel Pope, P 2000.....	2	22	11.0	22	0
Speedy Thomas, WR 1969-72.....	8	22	2.8	16	1
Chris Crocker, S 2008-13.....	1	21	21.0	21	0
Saint Saffold, WR 1968.....	1	21	21.0	21	0
Tommy Casanova, S-PR 1972-77.....	1	20	20.0	20	0
John Holifield, RB 1988-89.....	11	20	1.8	11	0
<b>Josh Johnson, QB 2013.....</b>	<b>7</b>	<b>20</b>	<b>2.9</b>	<b>10</b>	<b>0</b>
Sedrick Shaw, RB 1999.....	4	20	5.0	10	1
Greg Meehan, WR 1987.....	4	19	4.8	17	0
Adrian Breen, QB 1987.....	6	18	3.0	9	0
Tim McGee, WR-KOR 1986-92, 94-95.....	8	18	2.3	25	0
Ben Bennett, QB 1987.....	2	17	8.5	9	0
Dewey Warren, QB 1968.....	4	17	4.3	12	0
Cliff Russell, WR-KOR 2004.....	3	15	5.0	13	0
Jeff Query, WR 1992-95.....	3	14	4.7	8	0
Reece Morrison, RB 1972-73.....	4	13	3.3	8	0

## ALL-TIME PASSING

Order based on passer rating. Updated through 2013 season.  
Players active with Bengals as of June 25, 2014 are listed in bold.

## 500 OR MORE ATTEMPTS

PLAYER, POS., YEARS	ATT	CMP	CMP%	YDS	TD	INT	RAT
Carson Palmer, QB 2003-10	3217	2024	62.9	22,694	154	100	86.9
<b>Andy Dalton, QB 2011-13</b>	<b>1630</b>	<b>992</b>	<b>60.9</b>	<b>11,360</b>	<b>80</b>	<b>49</b>	<b>85.7</b>
Boomer Esiason, QB 1984-92, 97	3564	2015	56.5	27,149	187	131	83.1
Ken Anderson, QB 1971-86	4475	2654	59.3	32,838	197	160	81.9
Jeff Blake, QB 1994-99	2221	1240	55.8	15,134	93	62	79.3
Virgil Carter, QB 1970-73	582	328	56.4	3850	22	20	74.9
Jon Kitna, QB 2001-05	1707	1009	59.1	10,707	59	59	74.6
David Klingler, QB 1992-95	687	375	54.6	3880	16	21	66.1

## 50-499 ATTEMPTS

PLAYER, POS., YEARS	ATT	CMP	CMP%	YDS	TD	INT	RAT
Neil O'Donnell, QB 1998	343	212	61.8	2216	15	4	90.2
Greg Cook, QB 1969-74	200	107	53.5	1865	15	11	87.6
Sam Wyche, QB 1968-70	220	115	52.3	1743	12	8	81.7
Turk Schonert, QB 1980-85, 87-89	350	216	61.7	2756	7	12	78.7
Erik Wilhelm, QB 1989-91, 93-97	136	77	56.6	912	5	6	71.1
Ryan Fitzpatrick, QB 2007-08	372	221	59.4	1905	8	9	70.0
Jay Schroeder, QB 1993	159	78	49.1	832	5	2	70.0
Donald Hollas, QB 1991-94	115	67	58.3	645	3	5	64.6
John Stofa, QB 1968-69	177	85	48.0	896	5	5	60.8
Paul Justin, QB 1998	63	34	54.0	426	1	3	60.7
Dewey Warren, QB 1968	80	47	58.8	506	1	4	60.7
Jack Thompson, QB 1979-82	370	175	47.3	2072	13	19	55.1
Akili Smith, QB 1999-2002	461	215	46.6	2212	5	13	52.8
John Reaves, QB 1975-78	276	131	47.5	1546	7	17	47.8
Gus Frerotte, QB 2002	85	44	51.8	437	1	5	46.1
Scott Mitchell, QB 2000-01	199	93	46.7	1004	3	11	44.0

## FEWER THAN 50 ATTEMPTS

PLAYER, POS., YEARS	ATT	CMP	CMP%	YDS	TD	INT	RAT
Mohamed Sanu, WR 2012-13	2	2	100.0	98	1	0	158.3
Archie Griffin, RB 1976-83	4	3	75.0	39	2	0	144.8
Lee Johnson, P-K 1988-98	5	4	80.0	19	2	0	122.1
Lenvil Elliott, RB 1973-78	1	1	100.0	17	0	0	118.8

Jack Gehrk, WR 1969	1	1	100.0	13	0	0	118.8
Darnay Scott, WR 1994-2001	1	1	100.0	53	0	0	118.8
Jim Breech, K 1980-92	1	1	100.0	12	0	0	116.7
Pat McInally, P-WR 1976-85	4	3	75.0	81	0	0	116.7
Anthony Wright, QB 2006	3	3	100.0	31	0	0	109.7
Doug Gaynor, QB 1986	3	3	100.0	30	0	0	108.3
James Brooks, RB 1984-91	2	1	50.0	8	1	0	100.0
Dale Livingston, P-K 1968-69	2	2	100.0	15	0	0	97.9
Fred Willis, RB 1971-72	3	2	66.7	24	0	0	91.0
Scott Covington, QB 1999-2001	5	4	80.0	23	0	0	85.8
Adrian Breen, QB 1987	8	3	37.5	9	1	0	85.4
Carl Pickens, WR-PR 1992-99	3	2	66.7	18	0	0	82.6
Stan Fritts, RB 1975-76	4	2	50.0	31	0	0	76.0
Dave Walter, QB 1987	21	10	47.6	113	0	0	64.2
Bruce Gradkowski, QB 2011-12	29	13	44.8	174	1	1	61.6
Dave Green, P-K 1974-75	3	1	33.3	22	0	0	60.4
Dave Lewis, P-QB 1970-73	14	6	42.9	57	0	0	54.8
Eric Kresser, QB 1997-99	21	10	47.6	164	1	2	50.6
J.T. O'Sullivan, QB 2009	11	4	36.4	40	0	0	47.5
Eric Bieniemy, RB-KOR 1995-98	2	0	0.0	0	0	0	39.6
Steve Broussard, RB 1994	1	0	0.0	0	0	0	39.6
Ki-Jana Carter, RB 1995-99	1	0	0.0	0	0	0	39.6
Marvin Cobb, S 1975-79	1	0	0.0	0	0	0	39.6
David Dunn, WR-KOR 1995-98	1	0	0.0	0	0	0	39.6
Rob Hertel, QB 1978	4	1	25.0	9	0	0	39.6
Lynn James, WR 1990-91	1	0	0.0	0	0	0	39.6
Chad Johnson, WR 2001-10	1	0	0.0	0	0	0	39.6
Rex Keeling, P 1968	1	0	0.0	0	0	0	39.6
Doug Pelfrey, K 1993-99	1	0	0.0	0	0	0	39.6
Bernard Scott, RB 1999-13	1	0	0.0	0	0	0	39.6
Jordan Palmer, QB 2008-10	15	10	66.7	59	0	2	34.4
Wayne Clark, QB 1974	22	9	40.9	98	0	3	15.2
Ben Bennett, QB 1987	6	2	33.3	25	0	1	7.6
Cris Collinsworth, WR 1981-88	1	0	0.0	0	0	1	0.0
Corey Dillon, RB 1997-2003	1	0	0.0	0	0	1	0.0
Steve Kreider, WR 1979-86	7	2	28.6	14	0	1	0.0
Todd Philcox, QB 1990	2	0	0.0	0	0	1	0.0
*Eddie Brown, WR 1985-91	0	0	—	0	0	0	—
*Ira Hillary, WR-PR 1987-89	0	0	—	0	0	0	—

\*Sacked on only pass play.

## ALL-TIME RECEIVING

Order based on total receptions. Updated through 2013 season.  
Players active with Bengals as of June 25, 2014 are listed in bold.

PLAYER, POS., YEARS	REC	YDS	AVG	LG	TD
Chad Johnson, WR 2001-10	751	10,783	14.4	82	66
Carl Pickens, WR 1992-99	530	6887	13.0	75	63
T.J. Houshmandzadeh, WR 2001-08	507	5782	11.4	62	37
Cris Collinsworth, WR 1981-88	417	6698	16.1	74	36
Isaac Curtis, WR 1973-84	416	7101	17.1	85	53
Darnay Scott, WR 1994-2001	386	5975	15.5	88	36
Eddie Brown, WR 1985-91	363	6134	16.9	86	41
Rodney Holman, TE 1982-92	318	4329	13.6	73	34
Tony McGee, TE 1993-2001	299	3795	12.7	54	20
Bob Trumpy, TE-WR 1968-77	298	4600	15.4	80	35
James Brooks, RB 1984-91	297	3012	10.1	57	27
Tim McGee, WR 1986-92, 94-95	282	4703	16.7	78	25
Peter Warrick, WR-PR 2000-04	264	2811	10.6	77	18
Dan Ross, TE 1979-83, 85	263	3204	12.2	41	16
<b>A.J. Green, WR 2011-13</b>	<b>260</b>	<b>3833</b>	<b>14.7</b>	<b>82</b>	<b>29</b>
Chip Myers, WR 1969-76	218	3079	14.1	63	12
<b>Jermaine Gresham, TE 2010-13</b>	<b>218</b>	<b>2262</b>	<b>10.4</b>	<b>55</b>	<b>19</b>
Archie Griffin, RB 1976-83	192	1607	8.4	52	6
Corey Dillon, RB 1997-2003	192	1482	7.7	41	5
Pete Johnson, RB 1977-83	173	1327	7.7	34	6
Charles Alexander, HB-FB 1979-85	165	1130	6.8	65	2
Boobie Clark, FB 1973-78	151	1139	7.5	39	2
Steve Kreider, WR 1979-86	150	2119	14.1	56	9
Harold Green, RB 1990-95	145	1004	6.9	34	3
Eric Bieniemy, RB 1995-98	133	1098	8.3	42	0
Reggie Kelly, TE 2003-10	125	970	7.8	32	3
Andre Caldwell, WR-KOR 2008-11	124	1172	9.5	53	6
Essex Johnson, RB-PR-KOR 1968-75	121	1541	12.7	78	11
Chris Henry, WR 2005-09	119	1826	15.3	73	21
Don Bass, TE-WR 1978-81	117	1580	13.5	55	13
Stanford Jennings, RB-KOR 1984-90	107	1027	9.6	43	9
Kenny Watson, RB 2003-08	103	762	7.4	46	1
Lenvil Elliott, RB 1973-78	102	921	9.0	33	9
Rudi Johnson, RB 2001-07	101	588	5.8	33	1
M.L. Harris, TE 1980-85	99	1369	13.8	80	10
Billy Brooks, WR 1976-79	93	1683	18.1	94	7
Speedy Thomas, WR 1969-72	93	1236	13.3	90	8
Derrick Fenner, FB 1992-94	91	744	8.2	40	2
Matt Schobel, TE 2002-05	90	938	10.4	76	9
Brandon Bennett, RB 1998-2003	90	756	8.4	55	1
Ron Dugans, WR 2000-02	89	797	9.0	31	3
Doug Dressler, RB 1970-74	87	689	7.9	33	1
Andrew Hawkins, WR 2011-13	86	995	11.6	59	4
Brian Leonard, RB 2009-12	83	631	7.6	37	1
Chris Perry, RB-KOR 2004-08	83	474	5.7	28	2
Charlie Joiner, WR 1972-75	82	1463	17.8	65	6
Cedric Benson, RB 2008-11	80	556	7.0	79	1
Jeff Query, WR 1992-95	77	963	12.5	83	7
David Dunn, WR-KOR 1995-98	76	1132	14.9	40	4
Jess Phillips, RB-DB 1968-72	76	427	5.6	31	2
Eric Crabtree, WR 1969-71	73	1188	16.3	73	11
Terrell Owens, WR 2010	72	983	13.7	78	9
Kelley Washington, WR 2003-06	72	893	12.4	51	9

Jerome Simpson, WR 2008-11	71	1004	14.1	84	7
Marco Battaglia, TE 1996-2001	70	651	9.3	34	2
<b>Marvin Jones, WR 2012-13</b>	<b>69</b>	<b>913</b>	<b>13.2</b>	<b>45</b>	<b>11</b>
Paul Robinson, RB-KOR 1968-72	69	454	6.6	68	2
Mike Martin, WR-PR-KOR 1983-89	67	1017	15.2	54	6
Eric Kattus, TE 1986-91	66	698	10.6	57	5
Larry Kinnebrew, FB 1983-87	65	600	9.2	31	3
<b>Mohamed Sanu, WR 2012-13</b>	<b>63</b>	<b>609</b>	<b>9.7</b>	<b>34</b>	<b>6</b>
Bruce Coslet, TE 1969-76	61	878	14.4	71	9
Jeremi Johnson, FB 2003-09	61	310	5.1	27	6
Pat McNally, P-WR 1976-85	57	808	14.2	59	5
Jordan Shipley, WR 2010-11	56	614	11.0	64	3
<b>Giovani Bernard, RB 2013</b>	<b>56</b>	<b>514</b>	<b>9.2</b>	<b>41</b>	<b>3</b>
Ki-Jana Carter, RB 1995-99	52	375	7.2	35	1
Brian Milne, FB 1996-99	52	291	5.6	20	0
Tony Stewart, TE 2002-06	50	412	8.2	26	2
Ickey Woods, FB 1988-91	47	397	8.4	25	0
Danny Farmer, WR 2000-02	43	611	14.2	51	1
Laveranues Coles, WR 2009	43	514	12.0	40	5
Antonio Chatman, WR-PR 2006-09	43	365	8.5	25	1
Lorenzo Neal, RB 2001-02	40	234	5.9	15	2
<b>Tyler Eifert, TE 2013</b>	<b>39</b>	<b>445</b>	<b>11.4</b>	<b>61</b>	<b>2</b>
Willie Jackson, WR 1998-99	38	534	14.1	47	2
Mike Barber, WR 1990-92	37	451	12.2	42	2
Jim Riggs, TE 1987-92	37	274	7.4	17	0
Reggie Rembert, WR 1991-93	36	437	12.1	27	1
Craig Thompson, TE 1992-93	36	281	7.8	32	3
Cliff Groce, FB 1999-2000	36	199	5.5	14	0
Steve Broussard, RB 1994	34	218	6.4	25	0
Fred Willis, RB 1971-72	33	269	8.2	29	0
Rod Sherman, WR 1968	31	374	12.1	27	1
Kevin Walter, WR 2003-05	30	296	9.9	33	1
Daniel Coats, TE-FB 2007-10	30	291	9.7	25	0
Bernard Scott, RB 2009-13	29	165	5.7	25	0
James Hundon, WR 1996-99	28	416	14.9	61	4
Craig Taylor, RB 1989-91	28	188	6.7	20	3
Craig Yeast, WR 1999-2000	27	321	11.9	27	0
Ira Hillary, WR-PR 1987-89	27	303	11.2	31	2
Stanley Wilson, RB 1983-84, 86, 88	27	277	10.3	34	2
J.P. Foschi, TE 2009-10	27	260	9.6	27	2
John McDaniel, WR 1974-77	26	459	17.7	60	1
<b>BenJarvus Green-Ellis, RB 2012-13</b>	<b>26</b>	<b>126</b>	<b>4.8</b>	<b>13</b>	<b>0</b>
Jim Corbett, TE 1977-80	25	376	15.0	51	1
Deacon Turner, RB-KOR 1978-80	25	141	5.6	15	1
Nick Luchey, FB/H-B 1999-2002, 05	24	226	9.4	20	0
David Verser, WR-KOR 1981-84	23	454	19.7	73	3
Ed Williams, RB 1974-75	23	194	8.4	20	2
Eric Ball, FB-KOR 1989-94	22	216	9.8	48	3
Warren McVea, WR-KOR 1968	21	264	12.6	55	2
Glenn Holt, WR-KOR 2006-08	20	172	8.6	22	2
James Joseph, RB 1995	20	118	5.9	13	0
Damon Gibson, WR-KOR 1998	19	258	13.6	76	3
Charlie Davis, RB 1974-75	19	171	9.0	32	0
Jeff Cothran, FB 1994-96	19	117	6.2	15	1
Troy Sadowski, TE 1994-96	19	106	5.6	12	0
Tom Smiley, RB 1968	19	86	4.5	17	0
Armon Binns, WR 2012	18	210	11.7	48	1

*(All-time individual stats — all-time receiving, cont.)*

Tim George, WR 1973.....	2	28	14.0	19	0
Wade Russell, TE 1987.....	2	27	13.5	23	1
John Holifield, RB 1988-89.....	2	18	9.0	14	0
Ed Marshall, WR 1971.....	2	18	9.0	10	0
Andre White, TE 1968.....	2	18	9.0	11	0
Kirk McMullen, TE 2001.....	2	15	7.5	11	0
Don Kern, TE 1984-85.....	2	14	7.0	9	0
Melvin Tuten, OT-TE 1995-96.....	2	12	6.0	9	1
John Farley, RB 1984.....	2	11	5.5	10	0
Nate Lawrie, TE 2007-08.....	2	11	5.5	7	0

Carl Parker, WR 1988-89.....	1	45	45.0	45	0
Tommie Smith, WR 1969.....	1	41	41.0	41	0
Bernard Jackson, S-CB-KOR 1972-76.....	1	22	22.0	22	0
Cliff Russell, WR-KOR 2004.....	1	21	21.0	21	0
Ryan Benjamin, RB 1993.....	1	16	16.0	16	0
Bill Peterson, LB 1968-72.....	1	10	10.0	10	0
Al Chandler, TE, 1973-74.....	1	9	9.0	9	0
Curtis Keaton, RB-KOR 2000-01.....	1	9	9.0	9	0
Mike Kelly, TE 1970-72.....	1	9	9.0	9	0
David McCluskey, RB 1987.....	1	8	8.0	8	0
Michael Blair, FB 1998.....	1	7	7.0	7	0
Akil Smith, QB 1999-2002.....	1	6	6.0	6	0
Drew Bule, WR 1972.....	1	5	5.0	5	0

Marcus Maxwell, WR 2007-08.....	1	5	5.0	5	0
Sam Wyche, QB 1968-70.....	1	5	5.0	5	0
Brian Blados, G-OT 1984-91.....	1	4	4.0	4	0
Reece Morrison, RB 1972-73.....	1	4	4.0	4	0
Willie Shelby, RB-KOR-PR 1976-77.....	1	3	3.0	3	0
Scottie Graham, RB 1997.....	1	1	1.0	1	0
<b>Andrew Whitworth, OT-G, 2006-13.....</b>	<b>1</b>	<b>1</b>	<b>1.0</b>	<b>1</b>	<b>1</b>
Jim Hargrove, RB 1981.....	1	0	0.0	0	0
Champ Henson, RB 1975.....	1	-2	-2.0	-2	0
Ryan Fitzpatrick, QB 2007-08.....	1	-3	-3.0	-3	0
Sedrick Shaw, RB 1999.....	1	-4	-4.0	-4	0
David Klingler, QB 1992-95.....	1	-6	-6.0	-6	0

**ALL-TIME INTERCEPTIONS**

*Order based on total interceptions. Updated through 2013 season. Players active with Bengals as of June 25, 2014 are listed in bold.*

PLAYER, POS., YEARS	NO	TD
Ken Riley, CB 1969-83.....	65	5
Louis Breeden, CB 1977-87.....	33	2
David Fulcher, S 1986-92.....	31	2
Lemar Parrish, CB-PR-KOR 1970-77.....	25	4
<b>Leon Hall, CB 2007-13.....</b>	<b>23</b>	<b>2</b>
Tory James, CB 2003-06.....	21	0
Tommy Casanova, S-PR 1972-77.....	17	2
Deltha O'Neal, CB 2004-07.....	16	1
Reggie Williams, LB 1976-89.....	16	1
Al Beauchamp, LB 1968-75.....	15	2
Robert Jackson, S 1981-87, 89.....	15	2
Kevin Kaesviham, S-CB 2001-06.....	15	0
Eric Thomas, CB 1987-92.....	15	1
Ray Horton, CB 1983-88.....	14	2
Johnathan Joseph, CB 2006-10.....	14	3
Ashley Ambrose, CB 1996-98.....	13	1
Marvin Cobb, S 1975-79.....	13	1
James Francis, LB 1990-98.....	11	3
Ray Griffin, CB-KOR 1978-84.....	11	3
Dick Jauron, S 1978-81.....	11	1
<b>Reggie Nelson, S 2010-13.....</b>	<b>11</b>	<b>1</b>
Corey Sawyer, CB-PR 1994-98.....	11	1
Brian Simmons, LB 1998-2006.....	11	2
Darryl Williams, S 1992-95, 2000-01.....	11	2
Barney Bussey, S-KOR 1986-92.....	10	0
Jim LeClair, LB 1972-83.....	10	0
Bill Bergey, LB 1969-73.....	9	0
Lewis Billups, CB 1986-91.....	9	0
James Griffin, S 1983-85.....	9	3
Artrell Hawkins, CB 1998-2003.....	9	1
Bernard Jackson, S-CB-KOR 1972-76.....	9	0
Bobby Kemp, S 1981-86.....	9	0
Fletcher Smith, CB-S-P 1968-71.....	9	0
Madieu Williams, S-CB 2004-07.....	9	1

Chris Crocker, S 2008-13.....	8	1
Bo Harris, LB 1975-82.....	7	1
Steve Tovar, LB 1993-97.....	7	0
Rickey Dixon, DB 1988-92.....	6	0
Rod Jones, CB 1990-96.....	6	0
Chinedum Ndukwe, S 2007-10.....	6	0
Jimmy Spencer, CB 1996-97.....	6	0
Bracey Walker, S 1994-96.....	6	0
Mike Brim, CB 1993-95.....	5	1
Glenn Cameron, LB 1975-85.....	5	0
Neal Craig, S 1971-73.....	5	1
Bobby Hunt, S 1968-69.....	5	0
Bill Peterson, LB 1968-72.....	5	0
Takeo Spikes, LB 1998-2002.....	5	1
Odell Thurman, LB 2005.....	5	1
Sandy Durko, S 1970-72.....	4	0
<b>Adam Jones, CB-PR 2010-13.....</b>	<b>4</b>	<b>1</b>
<b>Rey Maualuga, LB 2009-13.....</b>	<b>4</b>	<b>0</b>
Greg Myers, S-PR 1996-99.....	4	0
<b>Terence Newman, CB 2012-13.....</b>	<b>4</b>	<b>0</b>
Scott Perry, CB 1976-79.....	4	2
Sam Shade, S 1995-98.....	4	0
Doug Adams, LB 1971-74.....	3	0
Leo Barker, LB 1984-91.....	3	0
Jeff Burris, CB 2002-03.....	3	0
Tom Carter, CB 1999-2001.....	3	0
Nate Clements, CB-S 2011-12.....	3	0
John Copeland, DE-DT 1993-2000.....	3	0
Ken Dyer, S 1969-71.....	3	0
Kenny Graham, S 1970.....	3	0
Cory Hall, S 1999-2002.....	3	0
Rodney Heath, CB 1999-2001.....	3	1
Dexter Jackson, S 2006-08.....	3	0
Brandon Johnson, LB 2008-11.....	3	0
Michael Johnson, DE-LB 2009-13.....	3	0
<b>Dre Kirkpatrick, CB 2012-13.....</b>	<b>3</b>	<b>1</b>
Louis Oliver, S 1994.....	3	0
Bo Orlando, S 1996-97.....	3	0
Jess Phillips, RB-DB 1968-72.....	3	0

Keiwan Ratliff, CB-PR 2004-07, 09-10.....	3	0
Carl Zander, LB 1985-91.....	3	0
Ken Avery, LB 1969-74.....	2	0
Rogers Beckett, S 2003-04.....	2	0
Chris Carter, S 2000-01.....	2	0
Mike Fuller, S-PR 1981-82.....	2	0
<b>Robert Geathers, DE-LB 2004-13.....</b>	<b>2</b>	<b>1</b>
Harry Gunner, DE 1968-69.....	2	1
Roger Jones, CB 1994-96.....	2	1
Joe Kelly, LB 1986-89.....	2	0
Alonzo Mitz, DE 1991-92.....	2	0
Melvin Morgan, CB 1976-78.....	2	0
Mitchell Price, CB-PR 1990-93.....	2	0
<b>Vincent Rey, LB 2010-13.....</b>	<b>2</b>	<b>1</b>
Keith Rivers, LB 2008-11.....	2	0
Mark Roman, CB-S 2000-03.....	2	0
John Simmons, CB-PR-KOR 1981-86.....	2	1
Daryl Smith, CB 1987-88.....	2	0
Justin Smith, DE 2001-07.....	2	0
Jimmy Turner, CB 1983-86.....	2	0
Leon White, LB 1986-91.....	2	0
Sheldon White, CB 1993.....	2	0
Solomon Wilcotts, S-CB 1987-90.....	2	0
<b>Vontaze Burfict, LB 2012-13.....</b>	<b>1</b>	<b>0</b>
Ross Browner, DE 1978-86.....	1	0
Roosevelt Blackmon, CB 1998-99.....	1	0
Robert Bean, CB 2000-01.....	1	0
Myron Bell, S 1998-99.....	1	0
Jim Browner, S 1979-80.....	1	0
Greg Bright, S 1980-81.....	1	0
Richard Carey, CB 1989.....	1	0
Al Coleman, S 1969-71.....	1	0
Ricky Davis, S 1975.....	1	0
Chris Devlin, LB 1975-78.....	1	0
Tom Dinkel, LB 1978-83, 85.....	1	0
Gerald Dixon, LB 1996-97.....	1	0
<b>Carlos Dunlap, DE 2010-13.....</b>	<b>1</b>	<b>1</b>
Eddie Edwards, DE-DT 1977-88.....	1	0
Richard Fain, CB 1991.....	1	0

Jonathan Fanene, DE-DT 2005-11.....	1	1
Steve Foley, LB 1998-2002.....	1	0
Oliver Gibson, DT-NT 1999-2003.....	1	0
David Grant, NT 1988-91.....	1	0
John Guillory, DB 1969-70.....	1	0
James Harrison, LB 2013.....	1	0
Sherrill Headrick, LB 1968.....	1	0
Kim Herring, S 2004-05.....	1	0
Bryan Hicks, S 1980-84.....	1	0
<b>George Iloka, S 2012-13.....</b>	<b>1</b>	<b>0</b>
Landon Johnson, LB 2004-07.....	1	0
Dhani Jones, LB 2007-10.....	1	0
Ethan Kilmer, S 2006-08.....	1	1
Charlie King, CB 1968-69.....	1	1
Jevon Langford, DE 1996-2001.....	1	0
Corey Lynch, S 2008.....	1	0
Tremain Mack, S-CB-KOR 1997-2000.....	1	0
Ricardo McDonald, LB 1992-97.....	1	0
Michael Myers, DT 2007.....	1	0
Tom Nelson, S 2009-10.....	1	0
Rob Niehoff, S 1987.....	1	0
Ifeanyi Ohalet, S 2005.....	1	0
Carl Powell, DE 2003-05.....	1	0
Ron Pritchard, LB 1972-77.....	1	0
Thomas Randolph, CB 1998.....	1	0
Rick Razzano, LB 1980-84.....	1	0
Terrell Roberts, CB 2003-04.....	1	0
Adrian Ross, LB 1998-2003.....	1	0
Frostee Rucker, DE 2006-11.....	1	0
Jeff Schuh, LB 1981-85.....	1	0
Pat Sims, DT 2008-12.....	1	0
Lamont Thompson, S 2002.....	1	0
John Thornton, DT 2003-08.....	1	0
Morgan Trent, CB 2009-11.....	1	0
Leonard Wheeler, CB 1992-96.....	1	0
Marvin White, S 2007-08, 10.....	1	0
Wilson Whitley, DT 1977-82.....	1	0
Dan Wilkinson, DT-DE 1994-97.....	1	0
Roy Williams, S 2009-10.....	1	0

# SUPERLATIVE PERFORMANCES

## SINGLE SEASON

1000-YARD RUSHERS			3000-YARD PASSERS			1000-YARD RECEIVERS		
YARDS	PLAYER	YEAR	YARDS	PLAYER	YEAR	YARDS	PLAYER	YEAR
1458	Rudi Johnson	2005	4293	Andy Dalton	2013	1440	Chad Johnson	2007
1454	Rudi Johnson	2004	4131	Carson Palmer	2007	1432	Chad Johnson	2005
1435	Corey Dillon	2000	4035	Carson Palmer	2006	1426	A.J. Green	2013
1315	Corey Dillon	2001	3970	Carson Palmer	2010	1369	Chad Johnson	2006
1311	Corey Dillon	2002	3959	Boomer Esiason	1986	1355	Chad Johnson	2003
1309	Rudi Johnson	2006	3836	Carson Palmer	2005	1350	A.J. Green	2012
1251	Cedric Benson	2009	3822	Jeff Blake	1995	1274	Chad Johnson	2004
1239	James Brooks	1989	3754	Ken Anderson	1981	1273	Eddie Brown	1988
1200	Corey Dillon	1999	3669	Andy Dalton	2012	1234	Carl Pickens	1995
1170	Harold Green	1992	3624	Jeff Blake	1996	1211	Tim McGee	1989
1130	Corey Dillon	1998	3591	Jon Kitna	2003	1180	Carl Pickens	1996
1129	Corey Dillon	1997	3572	Boomer Esiason	1988	1166	Chad Johnson	2002
1111	Cedric Benson	2010	3525	Boomer Esiason	1989	1143	T.J. Houshmandzadeh	2007
1094	BenJarvus Green-Ellis	2012	3443	Boomer Esiason	1985	1130	Cris Collinsworth	1983
1087	James Brooks	1986	3398	Andy Dalton	2011	1127	Carl Pickens	1994
1077	Pete Johnson	1981	3321	Boomer Esiason	1987	1125	Cris Collinsworth	1985
1067	Cedric Benson	2011	3216	Jon Kitna	2001	1081	T.J. Houshmandzadeh	2006
1066	Ickey Woods	1988	3178	Jon Kitna	2002	1057	A.J. Green	2011
1023	Paul Robinson	1968	3169	Ken Anderson	1975	1047	Chad Johnson	2009
1004	James Brooks	1990	3094	Carson Palmer	2009	1024	Cris Collinsworth	1986
			3031	Boomer Esiason	1990	1023	Carl Pickens	1998
						1022	Darnay Scott	1999
						1009	Cris Collinsworth	1981

## SINGLE GAME

### 100-YARD RUSHERS

Order is chronological. Updated through 2013 season.

DATE	OPP	PLAYER	ATT	YDS	LG	TD
10-27-68	@Oak.	Paul Robinson	17	159	87	1
11-3-68	Hou.	Paul Robinson	21	156	31	1
11-10-68	K.C.	Paul Robinson	24	115	36	0
11-17-68	@Mia.	Paul Robinson	22	134	54	3
10-4-69	@S.D.	Jess Phillips	13	103	49	0
11-2-69	Oak.	Jess Phillips	15	120	83	1
11-30-69	@Buff.	Paul Robinson	24	117	17	0
9-20-70	Oak.	Jess Phillips	15	130	76	1
11-15-70	Cle.	Virgil Carter	9	110	73	0
11-22-70	Pitt.	Paul Robinson	18	119	24	1
9-19-71	Phil.	Essex Johnson	8	113	68	1
12-5-71	@Cle.	Essex Johnson	4	109	86	1
10-29-72	Hou.	Doug Dressler	19	110	16	1
10-29-72	Hou.	Essex Johnson	16	103	19	1
9-23-73	Hou.	Essex Johnson	15	131	19	1
9-30-73	@S.D.	Essex Johnson	21	121	29	0
10-14-73	Pitt.	Boobie Clark	28	112	11	1
10-21-73	K.C.	Boobie Clark	26	104	11	1
10-31-76	Cle.	Boobie Clark	21	100	24	2
11-21-76	@K.C.	Archie Griffin	13	139	77	1
10-23-77	Den.	Pete Johnson	16	108	65	1
11-5-78	@S.D.	Deacon Turner	16	116	58	0
12-17-78	Cle.	Pete Johnson	27	160	25	1
10-28-79	Phil.	Archie Griffin	6	103	63	0
11-18-79	@Hou.	Pete Johnson	14	113	35	1
11-25-79	StL.	Archie Griffin	17	105	36	0
10-19-80	Minn.	Pete Johnson	26	115	25	1
11-30-80	@K.C.	Pete Johnson	17	112	57	1
12-7-80	Balt.	Pete Johnson	32	118	9	2
12-14-80	@Chi.	Pete Johnson	28	134	18	1
11-1-81	Hou.	Pete Johnson	26	114	15	1
11-29-81	@Cle.	Pete Johnson	21	105	18	2
11-28-82	L.A. Raiders	Pete Johnson	23	129	19	1
10-30-83	G.B.	Pete Johnson	26	112	11	2
11-20-83	Hou.	Pete Johnson	30	137	15	2
12-4-83	@Pitt.	Pete Johnson	38	126	16	2
12-11-83	Det.	Pete Johnson	26	118	16	2
11-18-84	Sea.	Larry Kinnebrew	22	119	12	0
9-8-85	Sea.	Larry Kinnebrew	18	101	16	1
9-30-85	@Pitt.	James Brooks	18	133	32	2
11-3-85	@Buff.	Larry Kinnebrew	30	128	10	1
12-8-85	Dall.	James Brooks	13	109	32	2
9-18-86	@Cle.	James Brooks	14	118	53	0
10-19-86	Hou.	James Brooks	18	133	24	2
11-2-86	@Det.	James Brooks	15	120	55	0
12-7-86	@N.E.	James Brooks	18	163	56	1
12-7-86	@N.E.	Stanley Wilson	16	120	58	1
10-11-87	@Sea.	Marc Logan	16	103	30	1
11-15-87	@Atl.	Larry Kinnebrew	27	100	17	1
10-9-88	NYJ	Ickey Woods	30	139	21	2
10-23-88	Hou.	James Brooks	16	102	18	3
11-6-88	Pitt.	Ickey Woods	10	110	56	0
11-20-88	@Dall.	James Brooks	16	148	51	1
11-27-88	Buff.	Ickey Woods	26	129	17	3
12-4-88	S.D.	Ickey Woods	19	141	30	2
12-17-88	Wash.	Ickey Woods	18	115	24	0
9-17-89	Pitt.	James Brooks	20	113	16	1
10-8-89	@Pitt.	James Brooks	17	127	65	2
10-29-89	T.B.	James Brooks	17	131	41	1
11-13-89	@Hou.	James Brooks	19	141	58	1
11-26-89	@Buff.	James Brooks	20	105	30	0
11-18-90	Pitt.	James Brooks	20	105	21	0
12-23-90	Hou.	James Brooks	20	201	56	1
9-8-91	Hou.	James Brooks	20	101	14	0
9-15-91	@Cle.	James Brooks	18	111	25	0
10-13-91	@Dall.	Harold Green	12	124	75	1
10-21-91	@Buff.	Harold Green	26	141	28	0
11-3-91	Cle.	Harold Green	24	135	29	0
9-6-92	@Sea.	Harold Green	21	123	52	0
9-20-92	@G.B.	Harold Green	21	101	15	0
11-8-92	@Chi.	Harold Green	25	117	16	0
11-29-92	Pitt.	Harold Green	16	116	34	0
12-20-92	N.E.	Harold Green	31	190	53	1
9-21-97	@Den.	Ki-Jana Carter	13	104	79	1
11-2-97	S.D.	Corey Dillon	19	123	71	1
11-30-97	@Phil.	Corey Dillon	19	114	37	0
12-4-97	Tenn.	Corey Dillon	39	246	59	4
12-14-97	Dall.	Corey Dillon	26	127	14	1
9-27-98	@Balt.	Corey Dillon	25	116	14	0
10-18-98	@Tenn.	Corey Dillon	14	124	66	1
11-1-98	Den.	Corey Dillon	35	110	27	0
11-29-98	Jax.	Corey Dillon	16	107	61	0
9-26-99	@Car.	Corey Dillon	20	113	30	0
10-10-99	@Cle.	Corey Dillon	28	168	38	0
11-28-99	@Pitt.	Corey Dillon	23	120	20	0
12-5-99	S.F.	Corey Dillon	25	133	27	1
12-12-99	Cle.	Corey Dillon	28	192	50	3
10-1-00	Mia.	Corey Dillon	22	110	19	0
10-22-00	Den.	Corey Dillon	22	278	65	2
10-29-00	@Cle.	Corey Dillon	27	137	25	1
11-26-00	Pitt.	Corey Dillon	23	128	20	2
12-3-00	Ariz.	Corey Dillon	35	216	57	1
9-9-01	N.E.	Corey Dillon	24	104	40	1
10-14-01	Cle.	Corey Dillon	31	140	25	1
10-28-01	@Det.	Corey Dillon	27	184	96	2
12-20-82	@S.D.	Ken Anderson	56	40	416	2
1-2-83	@Hou.	Ken Anderson	31	27	323	2
10-2-83	Balt.	Ken Anderson	31	21	330	3
11-28-83	@Mia.	Ken Anderson	36	23	342	1
9-2-84	@Den.	Ken Anderson	49	25	323	0
9-9-84	K.C.	Ken Anderson	37	24	310	0
9-16-84	@NYJ	Ken Anderson	22	16	316	2
9-22-85	S.D.	Boomer Esiason	44	26	320	3
10-20-85	@Hou.	Boomer Esiason	52	30	381	3
12-1-85	Hou.	Boomer Esiason	24	18	320	3
12-15-85	@Wash.	Boomer Esiason	39	22	357	2
11-16-86	Sea.	Boomer Esiason	33	22	334	1
11-30-86	@Den.	Boomer Esiason	30	21	306	2
12-21-86	NYJ	Boomer Esiason	30	23	425	5
10-25-87	@Pitt.	Boomer Esiason	32	20	303	2
11-1-87	Hou.	Boomer Esiason	41	26	387	2
12-23-01	@Balt.	Corey Dillon	24	127	19	0
9-15-02	@Cle.	Corey Dillon	22	108	14	0
10-6-02	@Ind.	Corey Dillon	23	164	67	2
10-27-02	Tenn.	Corey Dillon	30	138	31	1
11-10-02	@Balt.	Corey Dillon	21	102	19	0
12-22-02	N.O.	Corey Dillon	18	126	26	0
10-26-03	Sea.	Rudi Johnson	27	101	18	1
11-9-03	Hou.	Rudi Johnson	43	182	21	2
11-16-03	K.C.	Rudi Johnson	22	165	54	0
11-23-03	@S.D.	Corey Dillon	18	108	39	0
12-14-03	S.F.	Rudi Johnson	21	174	49	2
10-3-04	@Pitt.	Rudi Johnson	24	123	15	1
10-25-04	Den.	Rudi Johnson	24	119	36	1
11-14-04	@Wash.	Rudi Johnson	31	102	16	1
11-28-04	Cle.	Rudi Johnson	26	202	52	2
12-19-04	Buff.	Rudi Johnson	23	130	31	1
9-11-05	@Cle.	Rudi Johnson	26	126	13	1
11-27-05	Balt.	Rudi Johnson	27	114	28	2
12-11-05	Cle.	Rudi Johnson	30	169	32	1
12-18-05	@Det.	Rudi Johnson	24	117	33	2
9-17-06	Cle.	Rudi Johnson	26	145	20	2
10-22-06	Car.	Rudi Johnson	26	101	21	0
11-19-06	@N.O.	Rudi Johnson	27	111	22	0
12-10-06	Oak.	Rudi Johnson	30	117	11	2
12-24-06	@Den.	Rudi Johnson	30	129	13	1
9-16-07	@Cle.	Rudi Johnson	23	118	20	0
10-21-07	NYJ	Kenny Watson	31	130	12	3
12-23-07	Cle.	Kenny Watson	30	130	24	1
11-2-08	Jax.	Cedric Benson	24	104	30	1
12-21-08	@Cle.	Cedric Benson	38	171	46	0
12-28-08	K.C.	Cedric Benson	25	111	14	1
9-20-09	@G.B.	Cedric Benson	29	141	14	0
10-11-09	@Balt.	Cedric Benson	27	120	28	1
10-25-09	Chi.	Cedric Benson	37	189	26	1
11-8-09	Balt.	Cedric Benson	34	117	21	1
11-22-09	@Oak.	Bernard Scott	21	119	61	0
11-29-09	Cle.	Larry Johnson	22	107	13	0
12-6-09	Det.	Cedric Benson	36	110	11	0
12-27-09	K.C.	Cedric Benson	29	133	32	0
10-10-10	T.B.	Cedric Benson	23	144	22	0
11-21-10	Buff.	Cedric Benson	25	124	26	1
12-19-10	Cle.	Cedric Benson	31	150	18	1
9-11-11	@Cle.	Cedric Benson	25	121	39	1
10-2-11	Buff.	Cedric Benson	19	104	28	0
11-27-11	Cle.	Cedric Benson	21	106	33	1
11-18-12	@K.C.	BenJarvus Green-Ellis	25	101	21	1
11-25-12	Oak.	BenJarvus Green-Ellis	19	129	48	1
12-2-12	@S.D.	BenJarvus Green-Ellis	25	118	41	0
12-13-12	@Phil.	BenJarvus Green-Ellis	25	106	29	1

### 300-YARD PASSERS

Order is chronological. Updated through 2013 season.

DATE	OPP	PLAYER	ATT	CMP	YDS	TD	LG	INT
9-21-69	S.D.	Greg Cook	22	14	327	3	78	1
10-27-74	Hou.	Ken Anderson	44	30	352	3	37	1
11-2-75	Pitt.	Ken Anderson	42	19	331	3	35	3
11-17-75	Buff.	Ken Anderson	46	30	447	2	55	0
12-10-77	Pitt.	Ken Anderson	33	15	303	1	57	1
11-13-78	Oak.	Ken Anderson	50	30	388	2	34	4
10-21-79	@Cle.	Ken Anderson	32	20	318	2	50	0
11-4-79	@Ball.	Ken Anderson	28	17	320	3	67	2
9-27-81	Buff.	Ken Anderson	40	28	328	3	23	0
10-18-81	Pitt.	Ken Anderson	28	16	346	2	73	0
11-22-81	Den.	Ken Anderson	37	25	396	3	65	0
9-12-82	Hou.	Ken Anderson	40	29	354	2	50	0
9-19-82	@Pitt	Ken Anderson	38	27	323	0	35	3
1-2-83	@Hou.	Ken Anderson	31	27	323	2	44	0
10-2-83	Ball.	Ken Anderson	31	21	330	3	63	3
11-28-83	@Mia.	Ken Anderson	36	23	342	1	80	2
9-2-84	@Den.	Ken Anderson	49	25	323	0	28	1
9-9-84	K.C.	Ken Anderson	37	24	310	0	35	0
9-16-84	@NYJ	Ken Anderson	22	16	316	2	80	4
9-22-85	S.D.	Boomer Esiason	44	26	320	3	26	2
10-20-85	@Hou.	Boomer Esiason	52	30	381	3	39	3
12-1-85	Hou.	Boomer Esiason	24	18	320	3	64	0
12-15-85	@Wash.	Boomer Esiason	39	22	357	2	56	2
11-16-86	Sea.	Boomer Esiason	33	22	334	1	57	1
11-30-86	@Den.	Boomer Esiason	30	21	306	2	46	1
12-21-86	NYJ	Boomer Esiason	30	23	425	5	49	1
10-25-87	@Pitt.	Boomer Esiason	32	20	303	2	43	2
11-1-87	Hou.	Boomer Esiason	41	26	387	2	47	2



(Superlative performances — 300-yard passers, continued)

11-22-87	Pitt.	Boomer Esiason	53	30	409	0	49	3
12-6-87	K.C.	Boomer Esiason	44	28	368	2	26	0
12-13-87	@Cle.	Boomer Esiason	39	22	361	1	54	2
9-11-88	@Phil.	Boomer Esiason	32	20	363	4	78	1
10-2-88	@L.A. Raiders	Boomer Esiason	28	21	332	3	37	0
11-6-88	Pitt.	Boomer Esiason	23	16	318	3	86	2
9-17-89	Pitt.	Boomer Esiason	27	16	328	2	45	0
11-19-89	Det.	Boomer Esiason	39	30	399	3	55	1
12-17-89	Hou.	Boomer Esiason	27	20	326	4	74	0
12-25-89	@Minn.	Boomer Esiason	54	31	367	3	65	3
10-7-90	@L.A. Rams	Boomer Esiason	45	31	490	3	32	0
11-10-91	Pitt.	Boomer Esiason	43	32	361	1	52	1
12-22-91	N.E.	Boomer Esiason	40	20	333	3	53	0
11-6-94	@Sea.	Jeff Blake	43	31	387	0	76	1
11-13-94	Hou.	Jeff Blake	33	23	354	4	50	0
9-24-95	Hou.	Jeff Blake	46	24	356	3	56	0
11-24-96	All.	Jeff Blake	36	21	349	4	61	0
12-1-96	@Jax.	Jeff Blake	39	23	313	3	48	2
9-7-97	@Balt.	Jeff Blake	45	25	317	1	36	2
11-30-97	@Phil.	Boomer Esiason	47	27	378	4	52	1
9-13-98	@Det.	Neil O'Donnell	36	25	303	2	70	0
12-20-98	@Pitt.	Jeff Blake	36	20	367	1	61	1
12-5-99	S.F.	Jeff Blake	30	21	334	4	58	0
11-11-01	@Jax.	Jon Kitna	48	28	303	0	32	1
12-30-01	Pitt.	Jon Kitna	68	35	411	2	49	1
1-6-02	@Tenn.	Jon Kitna	47	28	340	0	39	1

12-1-02	Balt.	Jon Kitna	46	30	308	2	35	1
9-14-03	@Oak.	Jon Kitna	41	25	303	1	34	2
9-26-04	Balt.	Carson Palmer	52	25	316	0	23	3
12-5-04	@Balt.	Carson Palmer	36	29	382	3	51	1
9-18-05	Minn.	Carson Palmer	40	27	337	3	70	1
11-20-05	Ind.	Carson Palmer	38	25	335	2	68	1
11-27-05	Balt.	Carson Palmer	30	22	302	3	54	1
9-17-06	Cle.	Carson Palmer	40	24	352	2	43	2
11-12-06	S.D.	Carson Palmer	42	31	440	3	74	0
9-16-07	@Cle.	Carson Palmer	50	33	401	6	32	2
9-23-07	@Sea.	Carson Palmer	43	27	342	1	35	2
10-14-07	@K.C.	Carson Palmer	43	26	320	2	42	2
11-18-07	Ariz.	Carson Palmer	52	37	329	2	37	4
12-30-07	@Mia.	Carson Palmer	32	23	316	3	70	1
12-20-09	@S.D.	Carson Palmer	40	27	314	2	49	1
9-12-10	@N.E.	Carson Palmer	50	34	345	2	51	1
10-3-10	@Cle.	Carson Palmer	36	25	371	2	78	0
10-24-10	@Atl.	Carson Palmer	50	36	412	3	64	0
1-2-11	@Balt.	Carson Palmer	45	32	305	1	39	2
9-18-11	@Den.	Andy Dalton	41	27	332	2	84	0
11-20-11	@Balt.	Andy Dalton	45	24	373	1	49	3
9-16-12	Cle.	Andy Dalton	31	24	318	3	50	1
9-23-12	@Wash.	Andy Dalton	27	19	328	3	59	1
10-14-12	@Cle.	Andy Dalton	46	31	381	3	57	3
10-13-13	@Buff.	Andy Dalton	40	26	337	3	54	1
10-20-13	@Det.	Andy Dalton	34	24	372	3	82	0
10-27-13	NYJ	Andy Dalton	30	19	325	5	53	1
10-31-13	@Mia.	Andy Dalton	53	32	328	0	26	3
12-22-13	Minn.	Andy Dalton	38	27	363	4	41	0

100-YARD RECEIVERS

Order is chronological. Updated through 2013 season.

DATE	OPP	PLAYER	NO	YDS	LG	TD	12-7-86	@N.E.	James Brooks	6	101	30	0	12-29-02	@Buff.	Chad Johnson	6	123	50	0
							12-21-86	NYJ	Rodney Holman	6	129	34	1	9-14-03	@Oak.	Chad Johnson	8	131	34	0
9-15-68	Den.	Bob Trumpy	4	114	58	1	11-1-87	Hou.	James Brooks	6	103	46	0	9-14-03	@Oak.	Peter Warrick	8 <th>109</th> <th>30</th> <th>1</th>	109	30	1
9-14-69	Mia.	Eric Crabtree	3	113	69	2	11-1-87	Hou.	Cris Collinsworth	8	121	22	0	10-19-03	Balt.	Chad Johnson <td>5<th>130</th><th>82</th><th>1</th></td>	5 <th>130</th> <th>82</th> <th>1</th>	130	82	1
9-21-69	S.D.	Bob Trumpy	3	118	78	1	11-8-87	Mia.	Eddie Brown	8	105	21	0	11-16-03	K.C.	Peter Warrick	6 <th>114</th> <th>77</th> <th>1</th>	114	77	1
9-28-69	K.C.	Bob Trumpy	4	100	80	1	11-22-87	Pitt.	Tim McGee	8	139	49	0	11-23-03	@S.D.	Chad Johnson	10 <th>107</th> <th>22</th> <th>3</th>	107	22	3
10-12-69	NYJ	Eric Crabtree	6	133	35	1	12-13-87	@Cle.	Tim McGee	4	117	44	0	11-30-03	@Pitt.	Chad Johnson <td>6<th>117</th><th>58</th><th>1</th></td>	6 <th>117</th> <th>58</th> <th>1</th>	117	58	1
10-19-69	Den.	Speedy Thomas	9	155	49	1	12-27-87	@Hou.	Cris Collinsworth	4	119	53	0	12-21-03	@SIL.	Chad Johnson	7 <th>115</th> <th>47</th> <th>0</th>	115	47	0
11-9-69	@Hou.	Bob Trumpy	5	159	70	3	9-4-88	Phx.	Eddie Brown	6	143	61	1	9-26-04	Balt.	T.J. Houshmandzadeh	7 <th>116</th> <th>22</th> <th>0</th>	116	22	0
11-9-69	@Hou.	Eric Crabtree	5	117	70	1	9-11-88	@Phil.	Tim McGee	4	114	78	2	10-25-04	Den.	Chad Johnson	7 <th>149</th> <th>50</th> <th>1</th>	149	50	1
12-14-69	@Den.	Speedy Thomas	7	177	62	1	9-25-88	Cle.	Eddie Brown	4	127	46	0	11-28-04	Cle.	Chad Johnson	10 <th>117</th> <th>46</th> <th>1</th>	117	46	1
9-19-71	Phil.	Speedy Thomas	4	122	90	1	10-9-88	NYJ	Eddie Brown	5	103	60	2	12-5-04	@Balt.	T.J. Houshmandzadeh	10 <th>171</th> <th>34</th> <th>1</th>	171	34	1
11-14-71	@Den.	Bruce Coslet	5	102	71	1	11-6-88	Pitt.	Eddie Brown	7	216	86	2	12-5-04	@Balt.	Chad Johnson	10 <th>161</th> <th>51</th> <th>2</th>	161	51	2
12-9-72	Cle.	Chip Myers	8	116	18	0	12-17-88	Wash.	Eddie Brown	2	115	69	1	12-12-04	@N.E.	T.J. Houshmandzadeh	12 <th>145</th> <th>33</th> <th>0</th>	145	33	0
9-30-73	@S.D.	Essex Johnson	2	116	78	2	9-17-89	Pitt.	Tim McGee	6	100	27	0	9-18-05	Minn.	Chad Johnson	7 <th>139</th> <th>70</th> <th>1</th>	139	70	1
10-21-73	K.C.	Isaac Curtis	8	106	21	0	10-29-89	T.B.	Tim McGee	5	127	46	2	10-2-05	Hou.	T.J. Houshmandzadeh	8 <th>105</th> <th>22</th> <th>0</th>	105	22	0
12-9-73	Cle.	Isaac Curtis	5	117	70	3	11-19-89	Det.	Tim McGee	11	194	55	1	10-16-05	@Tenn.	Chad Johnson	8 <th>135</th> <th>35</th> <th>1</th>	135	35	1
12-16-73	@Hou.	Isaac Curtis	2	144	77	2	12-10-89	Sea.	Tim McGee	7	109	23	1	11-20-05	Ind.	Chad Johnson	8 <th>189</th> <th>68</th> <th>1</th>	189	68	1
9-15-74	Cle.	Isaac Curtis	5	117	49	1	12-17-89	Hou.	Eddie Brown	6	107	35	2	11-27-05	Balt.	T.J. Houshmandzadeh	9 <th>147</th> <th>30</th> <th>1</th>	147	30	1
11-3-74	@Balt.	Isaac Curtis	5	166	77	2	12-17-89	Hou.	Tim McGee	6	147	74	1	12-24-05	Buff.	Chad Johnson	9 <th>117</th> <th>41</th> <th>1</th>	117	41	1
9-21-75	Cle.	Isaac Curtis	6	127	50	1	12-25-89	@Minn.	Eddie Brown	6	109	34	1	9-17-06	Cle.	Chris Henry	5 <th>113</th> <th>43</th> <th>0</th>	113	43	0
11-2-75	Pitt.	Charlie Joiner	5	114	34	1	9-16-90	@S.D.	Eddie Brown	10	178	30	2	10-15-06	@T.B.	T.J. Houshmandzadeh	10 <th>102</th> <th>33</th> <th>1</th>	102	33	1
11-17-75	Buff.	Isaac Curtis	7	139	55	0	9-23-90	N.E.	Tim McGee	6	163	52	0	11-12-06	S.D.	Chad Johnson	11 <th>260</th> <th>74</th> <th>2</th>	260	74	2
11-17-75	Buff.	Chip Myers	7	108	30	0	10-7-90	@L.A. Rams	James Brooks	7	109 <th>30</th> <th>2</th> <td>11-19-06</td> <td>@N.O.</td> <td>Chad Johnson</td> <td>6</td>	30	2	11-19-06	@N.O.	Chad Johnson	6	190	60	3
11-23-75	@Cle.	Charlie Joiner	7	200	51	0	10-7-90	@L.A. Rams	Rodney Holman	10	161	27	0	11-26-06	@Cle.	Chad Johnson	7 <th>123</th> <th>43</th> <th>0</th>	123	43	0
10-31-76	Cle.	Isaac Curtis	6	116	69	1	10-7-90	@L.A. Rams	Tim McGee	8	142	32	0	11-30-06	Balt.	T.J. Houshmandzadeh	10 <th>106</th> <th>40</th> <th>1</th>	106	40	1
11-14-76	Hou.	Isaac Curtis	4	116	54	1	10-6-91	Sea.	Eddie Brown	7	117	43	0	12-10-06	Oak.	T.J. Houshmandzadeh	8 <th>118</th> <th>36</th> <th>1</th>	118	36	1
12-6-76	@Oak.	John McDaniel	9	201	46	1	11-10-91	Pitt.	Tim McGee	3	101	52	0	12-10-06	Oak.	Chad Johnson	5 <th>101</th> <th>42</th> <th>0</th>	101	42	0
9-25-77	Sea.	Isaac Curtis	3	100	54	1	9-26-93	Sea.	Tony McGee	7	102	37	0	12-31-06	Pitt.	Chris Henry	4 <th>124</th> <th>66</th> <th>1</th>	124	66	1
11-13-77	@Minn.	Billy Brooks	7	198	94	1	10-24-93	@Hou.	Carl Pickens	7	127	36	0	9-16-07	@Cle.	Chad Johnson	11 <th>209</th> <th>32</th> <th>2</th>	209	32	2
12-10-77	Pitt.	Billy Brooks	6	166	57	0	10-30-94	Dall.	Darnay Scott	4	155	67	2	9-23-07	@Sea.	T.J. Houshmandzadeh	12 <th>141</th> <th>35</th> <th>1</th>	141	35	1
10-29-78	Hou.	Isaac Curtis	4	130	57	1	11-6-94	@Sea.	Darnay Scott	7	157	76	0	9-23-07	@Sea.	Chad Johnson	9 <th>138</th> <th>20</th> <th>0</th>	138	20	0
11-13-78	Oak.	Isaac Curtis	7	101	25	1	11-13-94	Hou.	Carl Pickens	11	188	50	3	10-1-07	N.E.	T.J. Houshmandzadeh	10 <th>100</th> <th>23</th> <th>1</th>	100	23	1
12-17-78	Cle.	Isaac Curtis	7	138	43	0	11-20-94	Ind.	Carl Pickens	6	103	53	0	10-14-07	@K.C.	T.J. Houshmandzadeh	8 <th>145</th> <th>42</th> <th>2</th>	145	42	2
9-9-79	@Buff.	Billy Brooks	6	156	73	1	11-27-94	@Den.	Carl Pickens	6	132	70	1	10-21-07	NYJ	Chad Johnson	3 <th>102</th> <th>56</th> <th>0</th>	102	56	0
9-30-79	@Dall.	Don Bass	8	108	21	1	12-4-94	Pitt.	Carl Pickens	4	105	56	1	11-25-07	Tenn.	Chad Johnson	12 <th>103</th> <th>22</th> <th>3</th>	103	22	3
10-21-79	@Cle.	Don Bass	5	100	50	1	12-24-94	Phil.	Carl Pickens	9	135	51	1	12-30-07	@Mia.	Chad Johnson	4 <th>131</th> <th>70</th> <th>2</th>	131	70	2
10-21-79	@Cle.	Isaac Curtis	6	108	49	1	9-3-95	@Ind.	Tony McGee	6	118	41	0	9-21-08	@NYG	T.J. Houshmandzadeh	12 <th>146</th> <th>26</th> <th>1</th>	146	26	1
11-4-79	@Balt.	Isaac Curtis	5	144	67	3	9-10-95	Jax.	Carl Pickens	5	102	68	1	11-16-08	Phil.	T.J. Houshmandzadeh	12 <th>149</th> <th>26</th> <th>1</th>	149	26	1
11-4-79	@Balt.	Dan Ross	5	102	41	0	9-24-95	Hou.	Tony McGee	8	109	35	1	10-18-09	Hou.	Chad Johnson	5 <th>103</th> <th>50</th> <th>0</th>	103	50	0
12-2-79	@Pitt.	Isaac Curtis	5	119	32	2	9-24-95	Hou.	Darnay Scott	4	125	56	1	10-25-09	Chi.	Chad Johnson	10 <th>118</th> <th>19</th> <th>2</th>	118	19	2
10-19-80	Minn.	Don Bass	7	110	55	1	10-1-95	Mia.	Carl Pickens	9	117	44	3	12-6-09	Det.	Chad Johnson	9 <th>137</th> <th>36</th> <th>1</th>	137	36	1
12-7-80	Balt.	Isaac Curtis	7	176	67	1	10-19-95	@Pitt.	Carl Pickens	8	108	41	1	9-12-10	@N.E.	Chad Johnson	12 <th>159</th> <th>28</th> <th>1</th>	159	28	1
9-13-81	@NYJ	Isaac Curtis	5	108	42	0	11-12-95	@Hou.	Carl Pickens	7	108	30	2	10-3-10	@Cle.	Terrell Owens	10 <th>222</th> <th>78</th> <th>1</th>	222	78	1
9-27-81	Buff.	Cris Collinsworth	10 <td>111</td> <td>23</td> <td>1</td> <td>11-19-95</td> <td>Pitt.</td> <th>Carl Pickens</th> <th>8</th> <th>129</th> <th>26</th> <th>1</th> <td>10-10-10</td> <td>T.B.</td> <td>Terrell Owens</td> <td>7<th>102</th><th>43</th><th>1</th></td>	111	23	1	11-19-95	Pitt.	Carl Pickens	8	129	26	1	10-10-10	T.B.	Terrell Owens	7 <th>102</th> <th>43</th> <th>1</th>	102	43	1
10-11-81	@Balt.	Dan Ross	7 <td>106</td> <td>36</td> <td>1</td> <td>11-10-96</td> <td>Pitt.</td> <th>Carl Pickens</th> <th>12</th> <th>103</th> <th>21</th> <th>0</th> <td>10-24-10</td> <td>@Atl.</td> <td>Chad Johnson</td> <td>10<th>108</th><th>18</th><th>1</th></td>	106	36	1	11-10-96	Pitt.	Carl Pickens	12	103	21	0	10-24-10	@Atl.	Chad Johnson	10 <th>108</th> <th>18</th> <th>1</th>	108	18	1
11-8-81	@S.D.	Isaac Curtis	8 <td>147</td> <td>68</td> <td>1</td> <td>11-24-96</td> <td>Atl.</td> <th>Carl Pickens</th> <th>11</th> <th>176</th> <th>61</th> <th>3</th> <td>10-24-10</td> <td>@Atl.</td> <td>Jordan Shipley</td> <td>6<th>131</th><th>64</th><th>1</th></td>	147	68	1	11-24-96	Atl.	Carl Pickens	11	176	61	3	10-24-10	@Atl.	Jordan Shipley	6 <th>131</th> <th>64</th> <th>1</th>	131	64	1
11-22-81	Den.	Dan Ross	7 <td>123</td> <td>37</td> <td>0</td> <td>12-1-96</td> <td>@Jax.</td> <th>Carl Pickens</th> <th>7</th> <th>109</th> <th>26</th> <th>3</th> <td>11-8-10</td> <td>Pitt.</td> <td>Terrell Owens</td> <td>10<th>141</th><th>27</th><th>2</th></td>	123	37	0	12-1-96	@Jax.	Carl Pickens	7	109	26	3	11-8-10	Pitt.	Terrell Owens	10 <th>141</th> <th>27</th> <th>2</th>	141	27	2
12-20-81	@Atl.	Cris Collinsworth	5 <td>128</td> <td>74</td> <td>1</td> <td>12-8-96</td> <td>Balt.</td> <th>Darnay Scott</th> <th>8</th> <th>103</th> <th>27</th> <th>0</th> <td>12-26-10</td> <td>S.D.</td> <td>Jerome Simpson</td> <td>6<th>124</th><th>59</th><th>2</th></td>	128	74	1	12-8-96	Balt.	Darnay Scott	8	103	27	0	12-26-10	S.D.	Jerome Simpson	6 <th>124</th> <th>59</th> <th>2</th>	124	59	2
9-19-82	@Pitt.	Cris Collinsworth	9 <td>144</td> <td>35</td> <td>0</td> <td>9-21-97</td> <td>@Den.</td> <th>Carl Pickens</th> <th>8</th> <th>125</th> <th>48</th> <th>0</th> <td>1-2-11</td> <td>@Balt.</td> <td>Jerome Simpson</td> <td>12<th>123</th><th>21</th><th>1</th></td>	144	35	0	9-21-97	@Den.	Carl Pickens	8	125	48	0	1-2-11	@Balt.	Jerome Simpson	12 <th>123</th> <th>21</th> <th>1</th>	123	21	1
12-20-82	@S.D.	Cris Collinsworth	9 <td>156</td> <td>49</td> <td>1</td> <td>11-30-97</td> <td>@Phil.</td> <th>James Hundon</th> <th>5</th> <th>118</th> <th>52</th> <th>2</th> <td>9-18-11</td> <td>@Den.</td> <td>A.J. Green</td> <td>10<th>124</th><th>26</th><th>1</th></td>	156	49	1	11-30-97	@Phil.	James Hundon	5	118	52	2	9-18-11	@Den.	A.J. Green	10 <th>124</th> <th>26</th> <th>1</th>	124	26	1
1-2-83	@Hou.	Dan Ross	9 <td>101</td> <td>18</td> <td>1</td> <td>12-14-97</td> <td>Dall.</td> <th>Darnay Scott</th> <th>4</th> <th>112</th> <th>48</th> <th>1</th> <td>9-18-11</td> <td>@Den.</td> <td>Jerome Simpson</td> <td>4<th>136</th><th>84</th><th>0</th></td>	101	18	1	12-14-97	Dall.	Darnay Scott	4	112	48	1	9-18-11	@Den.	Jerome Simpson	4 <th>136</th> <th>84</th> <th>0</th>	136	84	0
10-2-83	Balt.	Cris Collinsworth	9 <td>206</td> <td>63</td> <td>1</td> <td>12-21-97</td> <td>Balt.</td> <th>Darnay Scott</th> <th>6</th> <th>129</th> <th>77</th> <th>1</th> <td>10-2-11</td> <td>Buff.</td> <td>A.J. Green</td> <td>4<th>118</th><th>58</th><th>0</th></td>	206	63	1	12-21-97	Balt.	Darnay Scott	6	129	77	1	10-2-11	Buff.	A.J. Green	4 <th>118</th> <th>58</th> <th>0</th>	118	58	0
10-16-83	@Den.	Cris Collinsworth	7 <td>149</td> <td>48</td> <td>0</td> <td>9-13-98</td> <td>@Det.</td> <th>Darnay Scott</th> <th>5</th> <th>130</th> <th>70</th> <th>2</th> <td>10-16-11</td> <td>Ind.</td> <td>Jerome Simpson</td> <td>6<th>101</th><th>32</th><th>0</th></td>	149	48	0	9-13-98	@Det.	Darnay Scott	5	130	70	2	10-16-11	Ind.	Jerome Simpson	6 <th>101</th> <th>32</th> <th>0</th>	101	32	0
11-13-83	@K.C.	Cris Collinsworth	7 <td>118</td> <td>32</td> <td>1</td> <td>9-27-98</td> <td>@Balt.</td> <th>Carl Pickens</th> <th>7</th> <th>120</th> <th>67</th> <th>2</th> <td>11-20-11</td> <td>@Balt.</td> <td>Jerome Simpson</td> <td>8<th>152</th><th>47</th><th>0</th></td>	118	32	1	9-27-98	@Balt.	Carl Pickens	7	120	67	2	11-20-11	@Balt.	Jerome Simpson	8 <th>152</th> <th>47</th> <th>0</th>	152	47	0
11-28-83	@Mia.	Isaac Curtis	4 <td>114</td> <td>80</td> <td>1</td> <td>10-11-98</td> <td>Pitt.</td> <th>Carl Pickens</th> <th>13</th> <th>204</th> <th>50</th> <th>1</th> <td>11-27-11</td> <td>Cle.</td> <td>A.J. Green</td> <td>3<th>110</th><th>51</th><th>0</th></td>	114	80	1	10-11-98	Pitt.	Carl Pickens	13	204	50	1	11-27-11	Cle.	A.J. Green	3 <th>110</th> <th>51</th> <th>0</th>	110	51	0
11-28-83	@Mia.	Cris Collinsworth	8 <td>127</td> <td>48</td> <td>0</td> <td>12-20-98</td> <td>@Pitt.</td> <th>Brandon Bennett</th> <th>3</th> <th>119</th> <th>55</th> <th>0</th> <td>12-18-11</td> <td>@SIL.</td> <td>A.J. Green</td> <td>6<th>115</th><th>55</th><th>0</th></td>	127	48	0	12-20-98	@Pitt.	Brandon Bennett	3	119	55	0	12-18-11	@SIL.	A.J. Green	6 <th>115</th> <th>55</th> <th>0</th>	115	55	0
12-17-83	@Minn.	Steve Kreider	9 <td>109</td> <td>21</td> <td>0</td> <td>12-20-98</td> <td>@Pitt.</td> <th>Darnay Scott</th> <th>7</th> <th>152</th> <th>61</th> <th>1</th> <td>9-23-12</td> <td>@Wash.</td> <td>A.J. Green</td> <td>9<th>183</th><th>73</th><th>1</th></td>	109	21	0	12-20-98	@Pitt.	Darnay Scott	7	152	61	1	9-23-12	@Wash.	A.J. Green	9 <th>183</th> <th>73</th> <th>1</th>	183	73	1
9-2-84	@Den.	Cris Collinsworth	10 <td>141</td> <td>24</td> <td>0</td> <td>10-10-99</td> <td>@Cle.</td> <th>Darnay Scott</th> <th>8</th> <th>110</th> <th>19</th> <th>0</th> <td>9-30-12</td> <td>@Jax.</td> <td>A.J. Green</td> <td>6<th>117</th><th>42</th><th>1</th></td>	141	24	0	10-10-99	@Cle.	Darnay Scott	8	110	19	0	9-30-12	@Jax.	A.J. Green	6 <th>117</th> <th>42</th> <th>1</th>	117	42	1
9-16-84	@NYJ	M.L. Harris	4 <td>148</td> <td>80</td> <td>1</td> <td>11-7-99</td> <td>@Sea.</td> <th>Carl Pickens</th> <th>4</th> <th>104</th> <th>75</th> <th>1</th> <td>10-14-12</td> <td>@Cle.</td> <td>A.J. Green</td> <td>7<th>135</th><th>57</th><th>2</th></td>	148	80	1	11-7-99	@Sea.	Carl Pickens	4	104	75	1	10-14-12	@Cle.	A.J. Green	7 <th>135</th> <th>57</th> <th>2</th>	135	57	2
11-25-84	Atl.	Cris Collinsworth	6 <td>134</td> <td>57</td> <td>2</td> <td>11-28-99</td> <td>@Pitt.</td> <th>Darnay Scott</th> <th>4</th> <th>123</th> <th>76</th> <th>1</th> <td>11-4-12</td> <td>Den.</td> <td>Jermaine Gresham</td> <td>6<th>108</th><th>52</th><th>0</th></td>	134	57	2	11-28-99	@Pitt.	Darnay Scott	4	123	76	1	11-4-12	Den.	Jermaine Gresham	6 <th>108</th> <th>52</th> <th>0</th>	108	52	0
9-8-85	Sea.	Cris Collinsworth	4 <td>101</td> <td>71</td> <td>0</td> <td>12-5-99</td> <td>S.F.</td> <th>Carl Pickens</th> <th>7</th> <th>107</th> <th>37</th> <th>2</th> <td>11-25-12</td> <td>Oak.</td> <td>A.J. Green</td> <td>3<th>111</th><th>48</th><th>0</th></td>	101	71	0	12-5-99	S.F.	Carl Pickens	7	107	37	2	11-25-12	Oak.	A.J. Green	3 <th>111</th> <th>48</th> <th>0</th>	111	48	0
9-15-85	@SIL.	Eddie Brown	5 <td>106</td> <td>44</td> <td>1</td> <td>12-17-00</td> <td>Jax.</td> <th>Danny Farmer</th>	106	44	1	12-17-00	Jax.	Danny Farmer	5	102	38	0	12-23-12	@Pitt.	A.J. Green	10 <th>116</th> <th>21</th> <th>0</th>	116	21	0
9-22-85	S.D.	Cris Collinsworth	10 <td>161</td> <td>26</td> <td>2</td> <td>9-9-01</td> <td>N.E.</td> <th>Darnay Scott</th> <th>5</th> <th>104</th> <th>34</th> <th>0</th> <td>9-8-13</td> <td>@Chi.</td> <td>A.J. Green</td> <td>9<th>162</th><th>45</th><th>2</th></td>	161	26	2	9-9-01	N.E.	Darnay Scott	5	104	34	0	9-8-13	@Chi.	A.J. Green	9 <th>162</th> <th>45</th> <th>2</th>	162	45	2
10-20-85	@Hou.	Eddie Brown	7 <td>124</td> <td>39</td> <td>1</td> <td>12-30-01</td> <td>Pitt.</td> <th>Peter Warrick</th> <th>10</th> <th>109</th> <th>20</th> <th>0</th> <td>10-13-13</td> <td>@Buff.</td> <td>A.J. Green</td> <td>6<th>103</th><th>54</th><th>1</th></td>	124	39	1	12-30-01	Pitt.	Peter Warrick	10	109	20	0	10-13-13	@Buff.	A.J. Green	6 <th>103</th> <th>54</th> <th>1</th>	103	54	1
11-10-85	Cle.	Cris Collinsworth	8 <td>135</td> <td>27</td> <td>0</td> <td>12-30-01</td> <td>Pitt.</td> <th>Darnay Scott</th> <th>7</th> <th>113</th> <th>49</th> <th>0</th> <td>10-20-13</td> <td>@Det.</td> <td>A.J. Green</td> <td>6<th>155</th><th>82</th><th>1</th></td>	135	27	0	12-30-01	Pitt.	Darnay Scott	7	113	49	0	10-20-13	@Det.	A.J. Green	6 <th>155</th> <th>82</th> <th>1</th>	155	82	1
12-8-85	Dall.	Cris Collinsworth	7 <td>123</td> <td>58</td> <td>1</td> <td>1-6-02</td> <td>@Tenn.</td> <th>Darnay Scott</th> <th>9</th> <th>152</th> <th>39</th> <th>0</th> <td>10-27-13</td> <td>NYJ</td> <td>Marvin Jones</td> <td>8<th>122</th><th>45</th><th>4</th></td>	123	58	1	1-6-02	@Tenn.	Darnay Scott	9	152	39	0	10-27-13	NYJ	Marvin Jones	8 <th>122</th> <th>45</th> <th>4</th>	122	45	4
12-22-85	@N.E.	Eddie Brown	5 <td>129</td> <td>44</td> <td>1</td> <td>11-10-02</td> <td>@Balt.</td> <th>Chad Johnson</th> <th>7</th> <th>110</th> <th>39</th> <th>1</th> <td>10-27-13</td> <td>NYJ</td> <td>A.J. Green</td> <td>3<th>115</th><th>53</th><th>0</th></td>	129	44	1	11-10-02	@Balt.	Chad Johnson	7	110	39	1	10-27-13	NYJ	A.J. Green	3 <th>115</th> <th>53</th> <th>0</th>	115	53	0
9-28-86	Chi.	Cris Collinsworth	6 <td>115</td> <td>43</td> <td>0</td> <td>11-17-02</td> <td>Cle.</td> <th>Chad Johnson</th> <th>4</th> <th>103</th> <th>72</th> <th>1</th> <td>10-31-13</td> <td>@Mia.</td> <td>A.J. Green</td> <td>11<th>128</th><th>21</th><th>0</th></td>	115	43	0	11-17-02	Cle.	Chad Johnson	4	103	72	1	10-31-13	@Mia.	A.J. Green	11 <th>128</th> <th>21</th> <th>0</th>	128	21	0
11-9-86	@Hou.	Eddie Brown	9 <td>132</td> <td>26</td> <td>0</td> <td>11-24-02</td> <td>@Pitt.</td> <th>Chad Johnson</th> <th>7</th> <th>152</th> <th>55</th> <th>0</th> <td>11-10-13</td> <td>@Balt.</td> <td>A.J. Green</td> <td>8<th>151</th><th>51</th><th>0</th></td>	132	26	0	11-24-02	@Pitt.	Chad Johnson	7	152	55	0	11-10-13	@Balt.	A.J. Green	8 <th>151</th> <th>51</th> <th>0</th>	151	51	0

## LAST TIMES

### BENGALS

#### RETURNED KICKOFF FOR TOUCHDOWN

Nov. 15, 2009 at Pittsburgh — Bernard Scott, 96 yards

#### RETURNED PUNT FOR TOUCHDOWN

Sept. 16, 2012 vs. Cleveland — Adam Jones, 81 yards

#### RETURNED INTERCEPTION FOR TOUCHDOWN

Dec. 29, 2013 vs. Baltimore — Dre Kirkpatrick, 21 yards

#### RECOVERED OPPONENT'S FUMBLE IN END ZONE FOR TOUCHDOWN

Nov. 16, 1986 vs. Seattle — Eddie Edwards

#### RETURNED OPPONENT'S FUMBLE FOR TOUCHDOWN

Nov. 17, 2013 vs. Cleveland — Vontaze Burfict, 13 yards

#### BLOCKED A PUNT

Nov. 17, 2013 vs. Cleveland — Jayson DiManche blocked Spencer Lanning punt

#### RETURNED BLOCKED PUNT FOR TOUCHDOWN

Nov. 17, 2013 vs. Cleveland — Tony Dye, 14 yards (block by Jayson DiManche)

#### BLOCKED FIELD GOAL ATTEMPT

Oct. 20, 2013 at Detroit — Carlos Dunlap blocked a David Akers 34-yard FG attempt

#### RETURNED BLOCKED FIELD GOAL ATTEMPT FOR TOUCHDOWN

Nov. 8, 1970 at Buffalo — Lemar Parrish, 83 yards

#### BLOCKED AN EXTRA POINT ATTEMPT

Nov. 19, 2006 at New Orleans — Johnathan Joseph blocked a John Carney PAT attempt

#### SCORED SAFETY

Sept. 25, 2011 vs. San Francisco — 49ers punter Andy Lee ran out of end zone for Bengals safety

#### WON SHUTOUT

Dec. 21, 2008 at Cleveland — 14-0 win

### OPPONENTS

#### RETURNED KICKOFF FOR TOUCHDOWN

Nov. 4, 2012 vs. Denver — Trindon Holliday, 105 yards

#### RETURNED PUNT FOR TOUCHDOWN

Dec. 15, 2013 at Pittsburgh — Antonio Brown, 67 yards

#### RETURNED INTERCEPTION FOR TOUCHDOWN

Nov. 17, 2013 vs. Cleveland — Joe Haden, 29 yards

#### RECOVERED BENGALS FUMBLE IN END ZONE FOR TOUCHDOWN

Dec. 8, 2002 at Carolina — Al Wallace recovered Jon Kitna fumble

#### RETURNED BENGALS FUMBLE FOR TOUCHDOWN

Sept. 22, 2013 vs. Green Bay — M.D. Jennings, 24 yards

#### BLOCKED A PUNT

Nov. 8, 2010 vs. Pittsburgh — William Gay blocked Kevin Huber punt

#### RETURNED BLOCKED PUNT FOR TOUCHDOWN

Sept. 14, 2008 vs. Tennessee — Keith Bulluck blocked Kyle Larson punt and recovered ball in end zone for TD

#### BLOCKED FIELD GOAL ATTEMPT

Dec. 4, 2011 at Pittsburgh — Cameron Heyward blocked a Mike Nugent 33-yard FG attempt

#### RETURNED BLOCKED FIELD GOAL ATTEMPT FOR TOUCHDOWN

Dec. 1, 1996 at Jacksonville — Mickey Washington, 65 yards

#### BLOCKED AN EXTRA POINT ATTEMPT

Sept. 22, 2013 vs. Green Bay — Datone Jones blocked a Mike Nugent PAT attempt

#### SCORED SAFETY

Oct. 31, 2013 at Miami — Bengals QB Andy Dalton tackled in end zone by Cameron Wake in OT

#### WON SHUTOUT

Jan. 3, 2010 at New York Jets — 37-0 win

## LONGEST PLAYS

*(All plays are touchdowns unless noted otherwise.)*

### BENGALS

1. 102 yds. — Louis Breeden — interception at San Diego, 11-8-81
- 102 yds. — Eric Bieniemy — kickoff return at N.Y. Giants, 10-26-97
- 102 yds. — Artrell Hawkins — interception at Houston, 11-3-02
4. 100 yds. — Glenn Holt — kickoff return at Buffalo, 11-4-07
5. 99 yds. — Tremain Mack — kickoff return vs. Tennessee, 11-14-99
6. 98 yds. — Stanford Jennings — kickoff return at Kansas City, 11-13-88
7. 97 yds. — Darryl Williams — interception vs. Pittsburgh, 11-7-93
- 97 yds. — Willie Shelby — kickoff return at Cleveland, 10-3-76
- 97 yds. — Tremain Mack — kickoff return at Baltimore, 9-27-98
10. 96 yds. — Ray Griffin — interception vs. San Diego, 11-11-79
- 96 yds. — Corey Dillon — rush at Detroit, 10-28-01
- 96 yds. — Bernard Scott — kickoff return at Pittsburgh, 11-15-09
13. 95 yds. — Carl Pickens — punt return at Green Bay, 9-20-92
- 95 yds. — Lemar Parrish — kickoff return at Buffalo, 11-8-70
15. 94 yds. — Tim McGee — kickoff return vs. Minnesota, 10-23-86 (not a TD)
- 94 yds. — Ken Anderson to Billy Brooks — pass at Minnesota, 11-13-77
- 94 yds. — Brandon Bennett — kickoff return at Baltimore, 11-10-02
- 94 yds. — Tab Perry — kickoff return at Pittsburgh, 12-4-05 (not a TD)
19. 90 yds. — Lemar Parrish — punt return vs. Washington, 10-6-74
- 90 yds. — Virgil Carter to Speedy Thomas — pass vs. Philadelphia, 9-19-71
- 90 yds. — David Dunn — kickoff return vs. Pittsburgh, 11-10-96

### OPPONENTS

1. 105 yds. — Mercury Morris (Miami) — kickoff return at Cincinnati, 9-14-69
- 105 yds. — Trindon Holliday (Denver) — kickoff return at Cincinnati, 11-4-12
3. 103 yds. — Bob Gresham (Houston) — kickoff return at Cincinnati, 9-23-73
4. 101 yds. — Derrick Mason (Tennessee) — kickoff return at Cincinnati, 11-18-01
5. 100 yds. — Max Anderson (Buffalo) — kickoff return at Cincinnati, 9-22-68
- 100 yds. — Jon Vaughn (New England) — kickoff return at Cincinnati, 12-20-92
7. 99 yds. — Antwaan Randle El (Pittsburgh) — kickoff return at Cincinnati, 10-13-02
- 99 yds. — Jeff Garcia to Andre' Davis (Cleveland) — pass at Cleveland, 10-17-04
- 99 yds. — Terrence McGee (Buffalo) — kickoff return at Cincinnati, 12-24-05
10. 98 yds. — Chad Williams (Baltimore) — interception at Cincinnati, 12-1-02
11. 97 yds. — Darren Lewis (Chicago) — kickoff return at Chicago, 11-8-92
- 97 yds. — Brandon Tate (New England) — kickoff return at New England, 9-12-10
13. 96 yds. — Carl Roaches (Houston) — kickoff return at Houston, 10-4-81
- 96 yds. — Bobby Humphrey (N.Y. Jets) — kickoff return at Cincinnati, 12-21-86
15. 95 yds. — Aaron Bailey (Indianapolis) — kickoff return at Cincinnati, 12-22-96
- 95 yds. — Lamont Brightful (Baltimore) — punt return at Baltimore, 11-10-02
17. 94 yds. — Herschel Walker (Philadelphia) — kickoff return at Cincinnati, 12-24-94
- 94 yds. — Brent Grimes (Miami) — interception return at Miami, 10-31-13
19. 93 yds. — Robert Lyles (Houston) — fumble return at Cincinnati, 10-19-86
20. 92 yds. — Billy Lefear (Cleveland) — kickoff return at Cleveland, 11-23-75 (not a TD)
- 92 yds. — Bo Jackson (L.A. Raiders) — rush at Los Angeles, 11-5-89
- 92 yds. — Eric Metcalf (Cleveland) — punt return at Cincinnati, 9-4-94

# PRO BOWL HISTORY

*Below is a list of the Bengals selected for the NFL Pro Bowl (1970-present) and AFL All-Star games (1968-69) — listed both by player and by year.  
The years listed are the seasons during which the selections were earned, not the calendar years in which the games were played.*

## BY PLAYER

PLAYER	SELECTIONS	YEAR(S)
Anthony Munoz, OT	11	1981-91
Chad Johnson, WR	6	2003-07, '09
Lemar Parrish, CB	6	1970-71, '74-77
Ken Anderson, QB	4	1975-76, '81-82
Willie Anderson, OT	4	2003-06
James Brooks, RB	4	1986, '88-90
Isaac Curtis, WR	4	1973-76
Bob Trumpy, TE	4	1968-70, '73
Tommy Casanova, S	3	1974, '76-77
Cris Collinsworth, WR	3	1981-83
Corey Dillon, RB	3	1999-2001
Boomer Esiason, QB	3	1986, '88-89
David Fulcher, S	3	1988-90
Rodney Holman, TE	3	1988-90
Max Montoya, G	3	1986, '88-89
Geno Atkins, DT	2	2011-12
Coy Bacon, DE	2	1976-77
A.J. Green, WR	3	2011-13
Jermaine Gresham, TE	2	2011-12
Tim Krumrie, NT	2	1987-88
Carson Palmer, QB	2	2005-06
Carl Pickens, WR	2	1995-96
Mike Reid, DT	2	1972-73
Paul Robinson, RB	2	1968-69
Ashley Ambrose, CB	1	1996
Bill Bergey, LB	1	1969
Jeff Blake, QB	1	1995
Eddie Brown, WR	1	1988
Vontaze Burfict, LB	1	2013
Andy Dalton, QB	1	2011
Shayne Graham, K	1	2005
Harold Green, RB	1	1992
T.J. Houshmandzadeh, WR	1	2007
Tory James, CB	1	2004
Bob Johnson, C	1	1968
Pete Johnson, FB	1	1981
Rudi Johnson, RB	1	2004
Jim LeClair, LB	1	1976
Tremain Mack, KR	1	1999
Pat McInally, P	1	1981
Chip Myers, WR	1	1972
Lorenzo Neal, FB	1	2002
Deltha O'Neal, CB	1	2005
Dan Ross, TE	1	1982
Eric Thomas, CB	1	1988
Andrew Whitworth, OT	1	2012

## BY YEAR

YEAR	PLAYER(S)
1968	— C Bob Johnson, RB Paul Robinson, TE Bob Trumpy
1969	— LB Bill Bergey, RB Paul Robinson, TE Bob Trumpy
1970	— CB Lemar Parrish, TE Bob Trumpy
1971	— CB Lemar Parrish
1972	— WR Chip Myers, DT Mike Reid
1973	— WR Isaac Curtis, DT Mike Reid, TE Bob Trumpy
1974	— S Tommy Casanova, WR Isaac Curtis, CB Lemar Parrish
1975	— QB Ken Anderson, WR Isaac Curtis, CB Lemar Parrish
1976	— QB Ken Anderson, DE Coy Bacon, S Tommy Casanova, WR Isaac Curtis, LB Jim LeClair, CB Lemar Parrish
1977	— DE Coy Bacon, S Tommy Casanova, CB Lemar Parrish
1978	— (none)
1979	— (none)
1980	— (none)
1981	— QB Ken Anderson, WR Cris Collinsworth, FB Pete Johnson, P Pat McInally, OT Anthony Munoz
1982	— QB Ken Anderson, WR Cris Collinsworth, OT Anthony Munoz, TE Dan Ross
1983	— WR Cris Collinsworth, OT Anthony Munoz
1984	— OT Anthony Munoz
1985	— OT Anthony Munoz
1986	— RB James Brooks, QB Boomer Esiason, G Max Montoya, OT Anthony Munoz
1987	— NT Tim Krumrie, OT Anthony Munoz
1988	— RB James Brooks, WR Eddie Brown, QB Boomer Esiason, S David Fulcher, TE Rodney Holman, NT Tim Krumrie, G Max Montoya, OT Anthony Munoz, CB Eric Thomas
1989	— RB James Brooks, QB Boomer Esiason, S David Fulcher, TE Rodney Holman, G Max Montoya, OT Anthony Munoz
1990	— RB James Brooks, S David Fulcher, TE Rodney Holman, OT Anthony Munoz
1991	— OT Anthony Munoz
1992	— RB Harold Green
1993	— (none)
1994	— (none)
1995	— QB Jeff Blake, WR Carl Pickens
1996	— CB Ashley Ambrose, WR Carl Pickens
1997	— (none)
1998	— (none)
1999	— HB Corey Dillon, KR Tremain Mack
2000	— HB Corey Dillon
2001	— HB Corey Dillon
2002	— FB Lorenzo Neal
2003	— OT Willie Anderson, WR Chad Johnson
2004	— OT Willie Anderson, CB Tory James, WR Chad Johnson, HB Rudi Johnson
2005	— OT Willie Anderson, K Shayne Graham, WR Chad Johnson, CB Deltha O'Neal, QB Carson Palmer
2006	— OT Willie Anderson, WR Chad Johnson, QB Carson Palmer (Pro Bowl Player of the Game)
2007	— WR T.J. Houshmandzadeh, WR Chad Johnson
2008	— (none)
2009	— WR Chad Johnson
2010	— (none)
2011	— DT Geno Atkins, QB Andy Dalton, WR A.J. Green, TE Jermaine Gresham
2012	— DT Geno Atkins, WR A.J. Green, TE Jermaine Gresham, OT Andrew Whitworth
2013	— LB Vontaze Burfict, WR A.J. Green

# HALL OF FAME HISTORY

## ANTHONY MUNOZ

The Bengals' **Anthony Munoz**, who defined the art of playing offensive tackle in the National Football League, was inducted on Aug. 1, 1998 to the Pro Football Hall of Fame. It was the first year of Hall eligibility for Munoz, whose final NFL season was 1992 with the Bengals. There currently are 280 Hall of Famers, and Munoz is one of only 74 players selected in their first year of eligibility.



Munoz was a consensus All-American at the University of Southern California, and the Bengals claimed him with the third overall pick in the 1980 draft, despite the fact some teams considered him damaged goods due to past knee surgery. The move turned out as the best draft gamble in franchise history, as Munoz went on to play 13 Bengals seasons (1980-92), including 11 seasons ('81-91) in which he was chosen for the AFC-NFC Pro Bowl game. At the time of his

retirement (1992), that was the most selections of any player in NFL history. He also earned All-Pro honors (full NFL, not just the AFC) every season from 1981 through '91.

"Anthony's induction was very gratifying to our organization and to all of our fans," said Mike Brown, Bengals president. "It was particularly so because the selectors recognized Anthony as a truly special player and person who deserved election on his first try. During his playing days, no one in the NFL was better. It's justifiable to consider him as the best offensive lineman ever, and he has conducted his personal and family life in a way that is a great credit to the Bengals and the NFL."

Munoz's off-field efforts earned him the NFL's prestigious Man of the Year Award in 1991.

Munoz played for the Bengals in both of their Super Bowl appearances, as a second-year player in Super Bowl XVI at Pontiac, Mich., and as a ninth-year vet in Super Bowl XXIII at Miami.

In 1994, he was one of three offensive tackles named to the NFL's official 75th Anniversary Team. He joined his fellow tackles from that 75th Anniversary Team — Forrest Gregg and Roosevelt Brown — in the Hall of Fame.

Munoz's exceptional agility and athleticism is reflected by his entry line in the Bengals' all-time pass receiving statistics. He caught seven passes, playing as a tackle-eligible, and four of those catches were for touchdowns.

In six of his 13 Bengals seasons, Munoz earned at least one major award as NFL Offensive Lineman of the Year. One award citation, issued by NFL Alumni, reads: "The NFL has three levels of offensive linemen. The bottom rung is for players aspiring to make the Pro Bowl. The next step is for those who have earned all-star status. Then there's Anthony Munoz. He's alone at the top, a sure Hall of Famer."

Though there are other Hall of Fame members with some Hispanic ancestry, Munoz is considered the first player of primarily Hispanic background to enter the Hall. Munoz was born in Ontario, Calif. His parents also are native Californians, and his grandparents were born in Chihuahua, Mexico.



## OTHER PLAYER/COACH CONNECTIONS

Munoz is the only player who performed primarily for the Bengals to gain entry to the Hall.

One other Hall of Fame player, wide receiver **Charlie Joiner**, was a Bengal from 1972-75, but he played the majority of his career with San Diego. He was inducted in 1996.

**Paul Brown**, founder and first head coach of the Bengals and the Browns, is in the Hall, but he was inducted in 1967, before the Bengals' first season.

Three other Hall of Famers also spent time as Bengals coaches. **Bill Walsh**, inducted for his success as head coach of the San Francisco 49ers, was a Bengals assistant under Paul Brown from 1968-75. He was inducted in 1993. **Forrest Gregg**, Bengals head coach from 1980-83, was inducted in '77, based on his playing career as an offensive tackle, primarily with Green Bay. And **Dick LeBeau**, a Bengals coach for 19 seasons, was inducted in 2010 for his exploits as a cornerback for the Detroit Lions. LeBeau was Bengals head coach for the last 13 games of 2000, as well as '01-02. LeBeau was a Cincinnati assistant coach from 1980-91 and from '97 through the first three games of 2000.

More on Paul Brown: Brown was not only the founder and first coach of both the Bengals and the Browns, but he was one of the great innovators in pro football history.

"Whether they know it or not, nearly everyone in football has been affected by Paul Brown," former NFL Commissioner Pete Rozelle said in 1991. "His wealth of ideas changed the game."

Elected in 1967 to the Pro Football Hall of Fame, Brown also was founder and first coach of the Cleveland Browns, whom he guided to seven league championships in their first 12 seasons. He posted a .665 winning percentage over 25 years of pro coaching (222-112-9, including playoffs). Earlier in his career, he created an Ohio dynasty at Massillon High School and coached Ohio State University to a national championship (1942).

Brown pioneered coaching as a year-round profession, invented the draw play, introduced the use of face masks on helmets, initiated film study and classroom instruction of players, and was the first coach to call plays from the sidelines. He also broke the color barrier in modern American pro sports, as his Cleveland team featured black stars Marion Motley and Bill Willis in 1946, a year before Jackie Robinson's debut in Major League Baseball.

Born in Norwalk, Ohio, and reared in Massillon, Ohio, Brown was Bengals coach and general manager from 1968-75. He stepped down as coach following an 11-3 season in 1975, and continued in the GM's role until his death at age 82 on Aug. 5, 1991.

## BENGALS ITEMS IN THE HALL

The Hall of Fame houses many pieces of Bengals history, including:

- Full uniform including jersey, pants, and helmet of OT Anthony Munoz during the last season of his Hall of Fame career.
- Coach Paul Brown's "signature" hat he wore on the sidelines.
- QB Boomer Esiason's jersey from his MVP season in 1988.
- RB Corey Dillon's jersey from Oct. 12, 1997 when he established a rookie single-game rushing record vs. Tennessee.
- Jersey, pants, and shoes worn by Dillon on Oct. 22, 2000 when he set the then-NFL record of 278 rushing yards in Bengals' 31-21 win vs. Denver Broncos.
- The football used on the opening kickoff of the Bengals' inaugural regular-season home game on Sept. 14, 1968. Cincinnati defeated Denver, 24-10.
- Jerseys worn by RB Archie Griffin and CB Ken Riley.
- Back rest of seat from Cinergy Field, formerly Riverfront Stadium.
- Autographed metal bucket from groundbreaking ceremony of Paul Brown Stadium. Signatures include those of Mike Brown, Hamilton County Commissioners Bob Bedinghaus and Tom Neyer, and Cincinnati Mayor Roxanne Qualls.
- Shovel used for the groundbreaking of Paul Brown Stadium, which took place on Cincinnati's riverfront on April 25, 1998.
- Framed water color drawing of WR Isaac Curtis.
- Draft cards. The cards were written on by a team representative and turned into NFL officials to identify each draft pick.



# STADIUM HISTORY

## PAUL BROWN STADIUM — 2000-PRESENT

Paul Brown Stadium, home of the Bengals on Cincinnati's downtown riverfront, plays host to its 15th NFL season in 2014. PBS, as it's known for short, opened in 2000. The first game was an Aug. 19 preseason contest vs. Chicago, a 24-20 Bengals win. The first regular-season game was a 24-7 loss to Cleveland on Sept. 10.

Named for the NFL legend who was Bengals founder, chief executive and first head coach, the stadium has won numerous honors and has helped keep Cincinnati in the national sports spotlight. Over the last 10 seasons (2004-13), PBS has hosted 14 nationally televised Bengals games, and at least two games are assured in 2014.

From 2003-10 at PBS, the Bengals sold out a franchise-record 57 consecutive home games (regular and postseason).

The stadium features a sleek design and blends seamlessly with the city, open to views of downtown to the north and the Ohio River to the south.

National recognition for PBS has come in various modes. In 2007, PBS was the only football stadium to make a Harris Interactive list of "America's favorite 150 buildings and structures." PBS ranked 101st on a list whose range included all manner of major structures — skyscrapers, museums, churches, hotels, bridges, national memorials and more. No other football stadium was voted among the top 150, and among all sports venues, only two historic baseball parks — Wrigley Field and the old Yankee Stadium — ranked higher than PBS.

In 2002, in an industry rarity, the stadium was singled out by both of the nation's premier architecture magazines, *Architectural Record* and *Architecture*. The two stories came on the heels of PBS receiving the 2001 Merit Award from the American Institute of Architects (California Council). It marked the first time an NFL stadium received the award from the prestigious AIA.

The acclaim began well before the stadium's 2000 opening. In May of 1998, studies of PBS' design led to it being among 15 winners from a field of more than 300 projects for an American Architecture Award.

In closer-to-home reaction, the stadium also debuted to rave reviews.

After a tour of PBS in June of 2000, some two months before the first game, Cincinnati Enquirer columnist Paul Daugherty wrote:



"The place is gorgeous. If the Bengals were trying to butter me up by giving me the tour, it worked. Every seat is good."

At roughly the same time, Cincinnati Post columnist Bill Koch wrote:

"The views come at you from every angle. Unlike Cinergy Field (formerly Riverfront Stadium), which cut you off from the city once you were inside, this stadium celebrates its setting.

"From the west side, you gaze into Price Hill, with Union Terminal off in the distance. From the east, you walk through what will be the club lounge and see the river, the Roebling Suspension Bridge

and the downtown skyline. You are not in Anytown, USA. You are unmistakably in Cincinnati."

Mike Brown, a son of Paul Brown and the club's chief executive since 1991, puts it this way:

"In the best stadiums, the experience of just walking in wakes you up. It's exciting just to be there. From day one, we made this a goal for our stadium. We want it to be the best setting for pro football in the country, and we think our fans will agree that it is."

Though proud of PBS' much-hailed outer design, the Bengals are prouder still that the stadium has fulfilled a primary goal of serving as a premier venue for watching football. Almost 70 percent of the seats are along the sidelines, positioned for the best possible sight lines to the action.

PBS also serves as a link to the past. In an era when many sports facilities carry corporate names, Cincinnati's stadium bears only the name of Paul Brown.

"We like the fact that our stadium name honors the tradition of the NFL," says Mike Brown. "Many names now don't have anything to do with the game."


The stadium includes 132 suites and 7600 club seats.

Additional facts and figures on PBS:

**SEATING CAPACITY:** 65,515.

**DIMENSIONS:** The stadium site covers approximately 22 acres, and Paul Brown Stadium itself reaches a height of 157 feet.

**PLAYING SURFACE:** Synthetic surface by UBU Sports (Speed S5M turf system, installed in 2012).





## RIVERFRONT STADIUM/CINERGY FIELD — 1970-99

(Was called Riverfront Stadium from 1970-95, and renamed Cinergy Field in '96.)



Like Paul Brown Stadium, Riverfront Stadium was located in downtown Cincinnati on the bank of the Ohio River. Its site was about a quarter-mile east of the PBS site. It was renamed Cinergy Field in 1996.

Housing the Bengals and baseball's Cincinnati Reds, Riverfront/Cinergy was one of a number of circular, dual-sport facilities built in the U.S. in the 1960s and early '70s. Seating capacity for Bengals games was 60,389 in the stadium's full football configuration and 56,759 during shared periods with baseball.

Riverfront hosted the most celebrated victory in Bengals history, the 1981 season AFC Championship game known as the "Freezer Bowl." The Bengals defeated San Diego 27-7 on a day with the lowest wind chill (minus-59 degrees) and second-coldest temperature reading (minus-9) in NFL history. The Bengals won their second AFC title at Riverfront in 1988, defeating Buffalo 21-10.

The longest Bengals sellout streak at Riverfront was 43 games, from the 1988 season opener through the '92 home finale.

The Reds continued playing in Cinergy Field for two seasons (2001-02) after the Bengals departed for PBS, and Cinergy was imploded in December of '02 to make room for new riverfront development.

## NIPPERT STADIUM — 1968-69

The Bengals played their first two seasons in Nippert Stadium on the campus of the University of Cincinnati. When the Bengals played at Nippert, its seating capacity was listed as 31,301.



The Nippert Stadium site began hosting UC games in 1902, and it remains the home of the Bearcats today. It is the fourth-oldest playing site still in use in college football. Nippert has been expanded and upgraded many times over the years. Its most recent major renovation is taking place from 2014-15. While that work is conducted, the Bearcats will play their 2014 home games at Paul Brown Stadium.

The stadium began in 1902 as Carson Field, named after Arch Carson, who played a significant role in starting football on the UC campus in 1885. In 1901, as physical director of the university, Carson guided the construction of the first field, which was later named for him (to this day, Nippert's playing surface still is called Carson Field). Fans watched from wooden bleachers constructed on the hillside adjacent to the field.

Construction began in 1916 on a permanent brick-and-mortar stadium, and the structure was completed in '24. The new stadium was named after Jimmy Nippert, a UC player who sustained a spike wound injury during the 1923 season finale and died a month later from blood poisoning. His grandfather, James N. Gamble of Procter & Gamble, provided the funds necessary to complete construction, and Nippert Stadium was dedicated the following November.

## STADIUM FIRSTS AND LASTS

### PAUL BROWN STADIUM

**FIRST PRESEASON GAME:** Aug. 19, 2000 / Bengals 24, Chicago 20 (attendance: 56,180)

**FIRST REGULAR-SEASON GAME:** Sept. 10, 2000 / Cleveland 24, Bengals 7 (attendance: 64,006)

First Bengals scoring play: Ron Dugans four-yard TD pass from Akili Smith (second quarter, 14:33)

First opponent scoring play: Travis Prentice 16-yard TD run (first quarter, 3:43)

**RECORD AT PBS (REGULAR SEASON THROUGH 2013):** 60-51-1 (.540)

**LARGEST CROWD AT PBS:** 66,188 on Oct. 28, 2007 / Pittsburgh 24, Bengals 13

### RIVERFRONT STADIUM/CINERGY FIELD

(Stadium was called Riverfront Stadium from 1970-95 and was renamed Cinergy Field in '96.)

**FIRST PRESEASON GAME:** Aug. 8, 1970 / Bengals 27, Washington 12 (attendance: 52,299)

**FIRST REGULAR-SEASON GAME:** Sept. 20, 1970 / Bengals 31, Oakland 21 (attendance: 56,616)

First Bengals scoring play: Sam Wyche five-yard TD run (first quarter, 13:08)

First opponent scoring play: Fred Biletnikoff 20-yard TD pass from Daryle Lamonic (first quarter, 0:30)

**LAST REGULAR-SEASON GAME:** Dec. 12, 1999 / Bengals 44, Cleveland 28 (attendance: 59,972)

Last Bengals scoring play: Darnay Scott 52-yard TD pass from Jeff Blake; Doug Pelfrey PAT kick (third quarter, 3:15)

Last opponent scoring play: Darrin Chiaverini 19-yard TD pass from Ty Detmer; Phil Dawson PAT kick (fourth quarter, 0:49)

**RECORD AT RIVERFRONT/CINERGY (REGULAR SEASON):** 128-100-0 (.561)

**LARGEST CROWD AT RIVERFRONT/CINERGY:** 60,284 on Oct. 17, 1971 / Cleveland 27, Bengals 24

### NIPPERT STADIUM

**FIRST PRESEASON GAME:** Aug. 3, 1968 / Kansas City 38, Bengals 14 (attendance: 21,682)

**FIRST REGULAR-SEASON GAME:** Sept. 15, 1968 / Bengals 24, Denver 10 (attendance: 25,049)

First Bengals scoring play: Dale Livingston 49-yard FG (third quarter, 12:02)

First Bengals touchdown: Bob Trumpy 58-yard pass from John Stofa (third quarter, 8:58)

First opponent scoring play: Bob Humphreys 33-yard FG (third quarter, 3:07)

First opponent touchdown: Eric Crabtree five-yard pass from Jim LeClair (fourth quarter, 11:57)

**LAST REGULAR-SEASON GAME:** Nov. 16, 1969 / Boston 25, Bengals 14 (attendance: 25,913)

Last Bengals scoring play: Jess Phillips four-yard TD run; Horst Muhlmann PAT kick (fourth quarter, 13:10)

Last opponent scoring play: Gino Cappelletti 43-yard FG (third quarter, 7:58)

Last opponent touchdown: Charley Frazier six-yard pass from Mike Taliaferro; Gino Cappelletti PAT kick (first quarter, 1:24)

**RECORD AT NIPPERT (REGULAR SEASON):** 6-8-0 (.429)

**LARGEST CROWD AT NIPPERT:** 28,642 on Sept. 29, 1968 / San Diego 31, Bengals 10

## PRO FOOTBALL HISTORY IN CINCINNATI

Cincinnati was home to two other teams in the National Football League prior to the present-day Bengals.

One of the teams, known as the Cincinnati Celts, was a member of the NFL — then known as the American Professional Football Association — in the league's second season in 1921. That team finished with a 1-3-0 record in its only season.

In 1933, the NFL granted the city another franchise, this time called the Cincinnati Reds. They competed in the league for two seasons before folding. The Reds finished with a 3-6-1 record and fourth place in the league's Western Division in 1933. In 1934, they lost their first eight games before suspending operations. The St. Louis Gunners, an independent team, joined the NFL by buying the Cincinnati franchise and went 1-2 the last three weeks of the season.

It was a third team, however — one which was not a member of the NFL — that eventually proved to be the closest link to today's modern-era team.

In 1937, a team called the Cincinnati Bengals was formed as a member of the rival American Football League. It was that team's nickname which was later adopted by today's NFL franchise.

The 1937 Bengals finished with a 2-4-2 record in their first year, but the AFL folded after the season. The Bengals continued as an independent team in 1938,

playing three NFL teams that year. They beat the Chicago Bears, 17-13, and the Pittsburgh Pirates, 38-0, and tied the Chicago Cardinals, 7-7.

In 1939, the Bengals joined a new AFL, finishing in second place with a 6-2 record. But again, the league folded after the season.

Once again, in 1940, another new AFL emerged, and again the Bengals joined. They recorded 1-7-0 and 1-5-2 marks in 1940 and '41, respectively. That AFL suffered the fate of the two AFLs before it, folding after the 1941 season as the United States entered World War II. Only this time, the Bengals folded along with it.

Pro football returned to Cincinnati 26 years later in 1967, when Paul Brown headed an ownership group which landed an expansion franchise in the modern-era American Football League. Brown, a Pro Football Hall of Famer who founded and coached the Cleveland Browns from 1946-62, picked the name Bengals for the new team "to give it a link with past professional football in Cincinnati."

Hundreds of names were suggested by fans in an effort to name the new Cincinnati team, the most popular being Buckeyes. It was rejected to avoid confusion with the Ohio State Buckeyes.

The Bengals began play in the AFL in 1968. The AFL merged with the NFL in 1970.



1938 Cincinnati Bengals

**Front row (left to right):** 65-Tarz Carlson, 84-Bud Payne, 60-Cole Wilging, 85-Sig Sigillo, 55-Freddy Wunderlich, 69-Joe Kruse, 14-Blond Blizzard Owen, 80-Norm Cable, 41-Irish Pavkov, 54-Horse Chesney, 64-Pat Howlett, 51-Tiger Martinovich.

**Back row:** 70-Homer Reynolds, 72-Jug Brown, 75-King Bernard, 73-Socko Wieth, 88-Bumper McPhail, 61-Earl Warwick, 83-Connie Mack Berry, 81-Phil Bucklew, 82-Bill Muellner, 52-Russ Sweeney, 87-Wild Bill Gerdes, 86-Turk Russ, Coach Dana M. King.

# MISCELLANEOUS FACTS AND FIGURES

## ENTERING 2014 SEASON

Bengals franchise firsts:

- **FIRST HEAD COACH:** Paul Brown, who coached from 1968 through '75.
- **FIRST PLAYER:** QB John Stofa, who was acquired in December, 1967, from the Miami Dolphins in a trade for two draft choices. Stofa played for the Bengals in 1968 and '69.
- **FIRST DRAFT CHOICE:** Center Bob Johnson, from the University of Tennessee, was the Bengals' No. 1 draft choice in their 1968 inaugural season.
- **FIRST GAME:** Aug. 3, 1968 — a preseason home game against the Kansas City Chiefs at Nippert Stadium. The Chiefs won 38-14 in front of 21,682.
- **FIRST REGULAR-SEASON GAME:** On Friday night, Sept. 6, 1968, in San Diego, the Bengals began play in the American Football League. They lost to the Chargers, 29-13.
- **FIRST BENGALS REGULAR-SEASON SCORING PLAY:** On the Bengals' first possession of their first regular-season game — Sept. 6, 1968 at San Diego — RB Paul Robinson scored a touchdown on a 2-yard run. Dale Livingston kicked the extra point for a 7-0 Cincinnati lead. The Chargers came back to win, 29-13.
- **FIRST REGULAR-SEASON VICTORY:** On Sunday, Sept. 15, 1968, the Bengals won their home opener, defeating the Denver Broncos, 24-10. A crowd of 25,049 watched at Nippert Stadium.
- **FIRST PLAYOFF GAME:** On Saturday, Dec. 26, 1970, the Bengals lost to the Baltimore Colts, 17-0, at Memorial Stadium in Baltimore in an AFC Divisional Playoff. The Bengals reached the playoffs in just the franchise's third season by winning the AFC Central Division with an 8-6 regular-season record.
- **FIRST PLAYOFF VICTORY:** On Jan. 3, 1982, the Bengals defeated the Buffalo Bills, 28-21, at Riverfront Stadium in Cincinnati in an AFC Divisional Playoff Game. A week later, the Bengals beat San Diego in the AFC Championship Game to earn a trip to Super Bowl XVI.

**In the beginning:** The Bengals' inaugural season was 1968, when they began play in the American Football League (which merged with the NFL in 1970).

That first Bengals team had a seven-man coaching staff (in contrast to the 19-man staff heading into the 2014 season). Head coach Paul Brown was joined by Bill Johnson (offensive line coach), Rick Forzano (offensive backfield), Jack Donaldson (defensive line), Tom Bass (defensive backfield), Bill Walsh (offensive ends) and Frank Smouse (linebackers).

**Munoz made Pro Bowl history:** Former Bengals OT Anthony Munoz was selected to play in 11 AFC-NFC Pro Bowl games, the most by any Cincinnati player by a margin of five. WR Chad Johnson and CB Lemar Parrish are tied for second with six each.

At the time of his retirement (after the 1992 season), Munoz's total of 11 was the most selections of any player in NFL history. To this day, Munoz still is tied for 11th in most Pro Bowl selections all time. The leaders are former Houston Oilers/Tennessee Titans OL Bruce Matthews and Kansas City Chiefs/Atlanta Falcons TE Tony Gonzalez, each with 14.

**Hold that line:** Over Games 5-12 of the 2009 season, the Bengals set a franchise record by holding eight straight opponents under the 100-yard mark in rushing. Prior to 2009, the franchise record for consecutive games in this category was six, and that spanned two seasons (1981-82). The previous record for one season was five straight games, set in 1983.

**Sellout streaks:** The Bengals sold out 57 consecutive home games (regular and postseason) from Nov. 16, 2003 through Nov. 8, 2010. That Paul Brown Stadium run stands as the longest in club history, topping a 43-game streak accomplished at Riverfront Stadium between 1988 and '92.

**Bengals boast winning mark in overtime:** The Bengals are 16-13-1 in regular-season overtime games, for a winning percentage of .550.

Overtime was put in place for regular-season games in 1974. The Bengals have not played an overtime game in postseason.

In 2013, Cincinnati played three overtime games in the same season, a franchise first. In their previous 45 seasons (1968-2012), the Bengals played in two overtime games in any one season just five times ('90, '92, '95, '01 and '08).

**Passing fancy:** Boomer Esiason passed for more than 300 yards in a game a team-record 23 times during his Bengals career (1984-92, 1997).

Ken Anderson (a Bengal from 1971-86) ranks second in 300-yard passing games with 19, followed by Carson Palmer (2003-10) with 17.

**The longest victory:** The Bengals' 23-20 win at Cleveland Oct. 4, 2009 was the longest game the Bengals ever won. Four seconds remained in the overtime period when K Shayne Graham booted a 31-yard field goal to break a 20-all tie.

The previous longest Bengals win was 34-31 in a road game against the Los Angeles Rams on Oct. 7, 1990. Jim Breech's 44-yard field goal ended that game with 3:04 remaining in overtime. The longest Bengals loss came on Sept. 23, 1979 against the Houston Oilers at Riverfront Stadium. The Oilers won 30-27 on a 29-yard Toni Fritsch field goal with 0:32 left in the extra period.

The only 75-minute game in Bengals history was a 13-13 tie with Philadelphia on Nov. 16, 2008. The only other tie in team history — a 31-31 deadlock in 1969 at Houston — took place before overtime was instituted in the regular season.

**Bengals double-digit club:** Entering 2014, 26 players share the distinction of having played 10 or more campaigns for the Bengals:

PLAYER, POSITION	YEARS	SEASONS
Ken Anderson, QB.....	16	1971-86
Ken Riley, CB.....	15	1969-83
Reggie Williams, LB.....	14	1976-89
Jim Breech, K.....	13	1980-92
Rich Braham, C-G.....	13	1994-2006
Anthony Munoz, OT.....	13	1980-92
Joe Walter, OT.....	13	1985-97
Willie Anderson, OT.....	12	1996-2007
Isaac Curtis, WR.....	12	1973-84
Eddie Edwards, DE-DT.....	12	1977-88
Bob Johnson, C.....	12	1968-79
Bruce Kozerski, OL.....	12	1984-95
Tim Krumrie, NT.....	12	1983-94
Jim LeClair, LB.....	12	1972-83
Glenn Cameron, LB.....	11	1975-85
Rodney Holman, TE.....	11	1982-92
Lee Johnson, P-K.....	11	1988-98
Max Montoya, G-OT.....	11	1979-89
Louis Breedon, CB.....	10	1978-87
Boomer Esiason, QB.....	10	1984-92, 97
Robert Geathers, DE.....	10	2004-13
Dave Lapham, G.....	10	1974-83
Pat McNally, P-WR.....	10	1976-85
Chad Johnson, WR.....	10	2001-10
Brad St. Louis, LS-TE.....	10	2000-09
Bob Trumpy, TE-WR.....	10	1968-77

**The name game:** The most common last name among players on the Bengals' all-time roster is Johnson. Twenty-four players named Johnson are on the all-time roster, including Chad Johnson, who changed his last name to Ochocinco in 2008 (then back to Johnson in '11, after his Bengals career).

Smith is second with 16, and Jones and Williams are tied for third with 13 each (not including Nick Luchey, who changed his name from Williams in 2002).

The Bengals' all-time roster has more last names start with the letter B than any other letter — a total of 96. The letter S is second with 90 names.

The only letter without a player on the team's all-time roster is X.

**Fond farewell:** The Bengals played their final game at Cinergy Field (previously known as Riverfront Stadium) on Dec. 12, 1999, and they made the finale a memorable one.

Before a sellout crowd of 59,972, the Bengals defeated Cleveland, 44-28, as the Cincinnati defense set a team record by allowing only 11 net rushing yards (11 carries). The Browns' longest rush of the day was three yards. The previous low by a Bengals opponent had been 22 yards by Houston on Dec. 23, 1990.

Offensively, the last game at Cinergy saw the Bengals roll for 279 rushing yards (on 53 carries) — at the time the second-most rushing yards in team history and the most ever in a home game (now the fourth-best in club history and the third-highest figure for a home game).



**10 wins, no playoffs:** The best Bengals team to miss out on postseason play was coach Bill Johnson's 1976 club, which went 10-4 but lost a tiebreaker to Pittsburgh for the AFC Central title.

Only one Wild Card team made the playoffs from each conference at that time, and it went to 11-3 New England, who lost an AFC East division tiebreaker.

One other Bengals team — the 1986 club — won 10 games (10-6) and failed to make the playoffs.

**100 x 3 = team first:** The Bengals' 27-10 win over Oakland on Dec. 10, 2006 at Paul Brown Stadium was the team's only game ever with a 100-yard rusher (Rudi Johnson, 117 yards) and two 100-yard receivers (T.J. Houshmandzadeh, 118; Chad Johnson, 101).

#### Coldest NFL games on record:

- Minus-13 degrees (-48 degrees wind chill) — Dec. 31, 1967, Lambeau Field, Green Bay, Wis., NFL Championship — Green Bay 21, Dallas 17
- Minus-9 degrees (-59 degrees wind chill) — Jan. 10, 1982, Riverfront Stadium, Cincinnati, Ohio, AFC Championship — Cincinnati 27, San Diego 7
- Minus-1 degree (-23 degrees wind chill) — Jan. 20, 2008, Lambeau Field, Green Bay, Wis., NFC Championship — N.Y. Giants 23, Green Bay 20 in OT.

**Talent isn't everything:** The 1989 Bengals were a talented team, but never could put it all together on a weekly basis. They outscored opponents 404-285, but finished only 8-8.

Not since the 1950 Philadelphia Eagles had a break-even team outscored its foes by such a large point margin (7.4) per game.

**All-time biggest crowds:** The Bengals' 10 largest home crowds in franchise history all occurred in the 2005, '06 and '07 seasons at PBS:

ATTENDANCE	DATE	OPPONENT	RESULT
1. 66,188 .....	10-28-07	Pittsburgh	L, 13-24
2. 66,113 .....	10-1-07	New England	L, 13-34
3. 66,104 .....	10-23-05	Pittsburgh	L, 13-27
4. 66,093 .....	9-10-07	Baltimore	W, 27-20
5. 66,072 .....	9-17-06	Cleveland	W, 34-17
6. 66,049 .....	12-31-06	Pittsburgh	L, 17-23 (OT)
7. 66,035 .....	10-1-06	New England	L, 13-38
8. 66,023 .....	12-23-07	Cleveland	W, 19-14
9. 65,995 .....	11-20-05	Indianapolis	L, 37-45
10. 65,978 .....	10-29-06	Atlanta	L, 27-29

**Long distance leaders:** Former Bengals Chris Bahr and Doug Pelfrey are the only kickers in team history to convert two field goals of 50 or more yards in the same game.

Bahr booted field goals of 55 and 52 yards vs. Houston on September 23, 1979. Pelfrey connected on attempts from 53 and 50 yards at Houston on October 24, 1993.

**A rare runner:** The only Bengals quarterback ever to rush for 100 yards in a game was Virgil Carter, who gained 110 on nine carries against Cleveland on Nov. 15, 1970.

The game was the first Bengals-Browns match in Riverfront Stadium (later renamed Cinergy Field), and marked Cincinnati's first victory (14-10) over its Ohio rival.

### BENGALS SINGLE-SEASON LEAGUE AND CONFERENCE LEADERS

#### — NFL —

##### PASSER RATING

*(Current rating system in place since 1973)*

1974	Ken Anderson.....	95.7
1975	Ken Anderson.....	93.9
1981	Ken Anderson.....	98.4
1982	Ken Anderson.....	95.3
1988	Boomer Esiason.....	97.4

##### TOUCHDOWN PASSES

2005	Carson Palmer.....	32
------	--------------------	----

##### RECEPTIONS

2007	T.J. Houshmandzadeh.....	*^112
------	--------------------------	-------

##### RECEIVING YARDS

2006	Chad Johnson.....	1369
------	-------------------	------

##### INTERCEPTIONS

2005	Deltha O'Neal.....	*^10
------	--------------------	------

##### PUNT RETURN AVERAGE

1974	Lemar Parrish.....	^18.8
1984	Mike Martin.....	15.7

##### PUNTING AVERAGE

1970	Dave Lewis.....	46.2
1971	Dave Lewis.....	44.8
1978	Pat McInally.....	43.1
1981	Pat McInally.....	45.4

#### — AFC —

##### SCORING

1981	Jim Breech.....	*115
1987	Jim Breech.....	97
2005	Shayne Graham.....	131

##### RUSHING YARDS

1968	Paul Robinson.....	**1023
------	--------------------	--------

##### TOUCHDOWNS

1983	Pete Johnson.....	*14
1988	Ickey Woods.....	*15
1995	Carl Pickens.....	^17

##### PASSER RATING

*(Current rating system in place since 1973)*

1974	Ken Anderson.....	#95.7
1975	Ken Anderson.....	#93.9
1981	Ken Anderson.....	#98.4
1982	Ken Anderson.....	#95.3
1988	Boomer Esiason.....	#97.4
1989	Boomer Esiason.....	92.1

##### TOUCHDOWN PASSES

1988	Boomer Esiason.....	*28
1989	Boomer Esiason.....	28
1995	Jeff Blake.....	28
2005	Carson Palmer.....	#32

##### RECEPTIONS

1995	Carl Pickens.....	99
1996	Carl Pickens.....	100
2005	Chad Johnson.....	97
2007	T.J. Houshmandzadeh.....	#^112

##### RECEIVING YARDS

1973	Isaac Curtis.....	843
1988	Eddie Brown.....	1273
2003	Chad Johnson.....	1355
2004	Chad Johnson.....	1274
2005	Chad Johnson.....	1432
2006	Chad Johnson.....	#1369

##### PUNT RETURN AVERAGE

1974	Lemar Parrish.....	#^18.8
1984	Mike Martin.....	#15.7

##### INTERCEPTIONS

1976	Ken Riley.....	9
1982	Ken Riley.....	*5
1983	Ken Riley.....	*8
2005	Deltha O'Neal.....	#*^10

##### PUNTING AVERAGE

1970	Dave Lewis.....	#46.2
1971	Dave Lewis.....	#44.8
1978	Pat McInally.....	#43.1
1981	Pat McInally.....	#45.4

##### KICKOFF RETURN AVERAGE

1999	Tremain Mack.....	^27.1
------	-------------------	-------

#### KEY

# Also led NFL

^ Also a Bengals record

\* Tied for lead

\*\* American Football League

Get the point? Only three times in the Bengals' first 46 seasons has a non-kicker led the team in scoring.

In 1979, FB Pete Johnson was the team's leading scorer with 90 points (15 TDs). FB Ickey Woods led the 1988 Bengals with 90 points (15 TDs). And in 2001, HB Corey Dillon scored a team-high 78 points (13 TDs).

**A special explosion:** The Bengals' record for most points scored in a game by the special teams units is 31, from a 43-14 victory at Buffalo on Nov. 8, 1970.

CB Lemar Parrish scored two special teams TDs, one on a 95-yard kickoff return and another on an 83-yard return of a blocked field goal attempt. K Horst Muhlmann added 15 points on five field goals, and four PATs by Muhlmann completed the special teams onslaught.

The offense scored only one TD, on a one-yard run by RB Jess Phillips. The defense scored a TD on an eight-yard fumble return by DE Royce Berry.

**Perfection at home:** The Bengals have gone undefeated (and untied) at home during the regular season four times in team history:

- 8-0 in the Super Bowl season of 1988
- 8-0 in the 2013 playoff season
- 7-0 in the 1973 playoff season
- 4-0 in the strike-shortened 1982 campaign

**Bengals QBs as league MVPs:** Two Bengals, both quarterbacks from the club's Super Bowl teams, have been named by nationwide panels of media as winners of the Associated Press NFL Most Valuable Player Award.

Ken Anderson was the winner in 1981, leading the NFL with a 98.4 passer rating. He completed 300 of 479 passes (62.6%) for 3754 yards, with a then-club record 29 TD passes against 10 interceptions.

Boomer Esiason was the 1988 winner, leading the league with a 97.4 rating and tying for the AFC lead in TDs with 28. He completed 223 of 388 passes (57.5%) for 3572 yards, with 14 interceptions.

Both QBs led their teams to 12-4 records in the regular season.

**Worst to first:** Four times in their history, the Bengals have finished first in their division after finishing in last place the season before. The Bengals followed a cellar season with a division title in 1970, '81, '88 and '90.

**Record crowd:** The official attendance figure of 87,786 for Cincinnati's 17-10 win on Nov. 14, 2004 at FedExField in Washington was the largest ever for a Bengals regular-season game.

The record for all Bengals games remains 92,045, recorded at the Los Angeles Coliseum for the 1990 season Divisional Playoff game against the Los Angeles Raiders on Jan. 13, 1991.

**Double whammy:** Twice in Bengals history, two Cincinnati players have broken the 100-yard rushing mark in the same game.

On Oct. 29, 1972, in a 30-7 win vs. Houston, RB Doug Dressler gained 110 yards and HB Essex Johnson ran for 103 yards. On Dec. 7, 1986, in a 31-7 victory at New England, HB James Brooks rushed for 163 yards and FB Stanley Wilson gained 120 yards.

**The longest shots:** The latest-drafted player ever to make the Bengals roster for a regular-season game was K-P Dave Green of Ohio University.

Green was the 418th selection in the 1972 draft, taken in the 17th round. He didn't make the roster in 1972, and had a brief stint (no games played) with Houston in '73 before being re-acquired by Cincinnati. Green played for the Bengals from 1974-75, scoring 70 points and averaging 40.1 yards on 134 punts. He was acquired by Tampa Bay in 1976, and stayed in the NFL through '79.

The latest-drafted player ever to make the Bengals roster in the same season of his selection was LB Larry Ely of Iowa. Ely was the 397th selection in 1970, a 16th-round pick. He played for Cincinnati in 1970 and '71.

## BENGALS PLAYOFF RESULTS

Record: 5-12

SEASON	DATE	OPPONENT	W-L	SCORE	PLAYOFF GAME
1970	Dec. 26	at Baltimore	L	0-17	Divisional Playoff
1973	Dec. 23	at Miami	L	16-34	Divisional Playoff
1975	Dec. 28	at Oakland Raiders	L	28-31	Divisional Playoff
1981	Jan. 3	BUFFALO	W	28-21	Divisional Playoff
	Jan. 10	SAN DIEGO	W	27-7	AFC Championship
	Jan. 24	SAN FRANCISCO 49ERS	L	21-26	Super Bowl XVI
1982	Jan. 9	N.Y. JETS	L	17-44	First-Round Playoff
1988	Dec. 31	SEATTLE	W	21-13	Divisional Playoff
	Jan. 8	BUFFALO	W	21-10	AFC Championship
	Jan. 22	San Francisco 49ers	L	16-20	Super Bowl XXIII
1990	Jan. 6	HOUSTON	W	41-14	Wild Card Playoff
	Jan. 13	at L.A. Raiders	L	10-20	Divisional Playoff
2005	Jan. 8	PITTSBURGH	L	17-31	Wild Card Playoff
2009	Jan. 9	N.Y. JETS	L	14-24	Wild Card Playoff
2011	Jan. 7	at Houston	L	10-31	Wild Card Playoff
2012	Jan. 5	at Houston	L	13-19	Wild Card Playoff
2013	Jan. 5	SAN DIEGO	L	10-27	Wild Card Playoff

**High-scoring affairs:** The two highest-scoring games (combined point totals of both teams) in Bengals history have both come against the Cleveland Browns. Here are the five highest-scoring games in franchise history:

TOTAL POINTS	DATE AND OPPONENT	RESULT
1. 106	Nov. 28, 2004 vs. Cleveland	W, 58-48
2. 96	Sept. 16, 2007 at Cleveland	L, 45-51
3. 90	Nov. 12, 2006 vs. San Diego	L, 41-49
4. 86	Nov. 30, 1997 at Philadelphia	L, 42-44
5. 85	Sept. 22, 1985 vs. San Diego	L, 41-44

**Riley reigns supreme:** In the Bengals record book, the most dominant lead in a major career category belongs to CB Ken Riley. His 65 interceptions nearly double the total (33) of second-place CB Louis Breeden.

**Bengals tap the Buckeye pipeline:** Ohio State is the top supplier of college talent to the Bengals, with 27 former Buckeyes having qualified for the team's official all-time roster.

Notable former Buckeye Bengals include former Pro Bowl FB Pete Johnson (1977-83), the No. 4 rusher in Bengals history, as well as RB Archie Griffin ('76-83), CB Ray Griffin ('78-84), OT Rufus Mayes ('70-78) and DT Dan Wilkinson ('94-97).

Florida is second with 18 Bengals alumni, followed by the University of Cincinnati and Michigan at 17, and Penn State and West Virginia at 16.

**Parrish hits paydirt:** The only Bengals player ever to score two touchdowns in a game on returns and/or recoveries is Lemar Parrish — and he did it three times.

Parrish, a Bengals cornerback and kick returner from 1970-77, scored two TDs on Nov. 8, 1970 at Buffalo (95-yard kickoff return and 83-yard return of a blocked FG attempt); on Dec. 17, 1972 at Houston (25-yard interception return and 33-yard interception return); and on Oct. 6, 1974 vs. Washington (90-yard punt return and 47-yard fumble return).

**Go long ... real long:** The Bengals record book records two pass plays of 90 or more yards:

- QB Ken Anderson hooked up with WR Billy Brooks for a team-record 94-yarder for a touchdown Nov. 13, 1977 at Minnesota.
- QB Virgil Carter connected with WR Speedy Thomas for a 90-yard TD strike on Sept. 19, 1971 vs. Philadelphia at Riverfront Stadium.

**This record holds the record:** The oldest season record in Bengals history — and the only one still standing from the Nippert Stadium years — is QB Greg Cook's average of 9.41 yards gained per passing attempt in 1969.

The only other average of more than nine yards was 9.21 by QB Boomer Esiason in 1988.

## BENGALS SUPER BOWL STARTERS

### SUPER BOWL XVI

OFFENSE	DEFENSE
WR Cris Collinsworth	LDE Eddie Edwards
LOT Anthony Munoz	NT Wilson Whitley
LG Dave Lapham	RDE Ross Browner
C Blair Bush	LOLB Bo Harris
RG Max Montoya	LILB Jim LeClair
ROT Mike Wilson	RILB Glenn Cameron
TE Dan Ross	ROLB Reggie Williams
WR Isaac Curtis	LCB Louis Breeden
QB Ken Anderson	RCB Ken Riley
HB Charles Alexander	SS Bobby Kemp
FB Pete Johnson	FS Bryan Hicks

### SUPER BOWL XXIII

OFFENSE	DEFENSE
WR Tim McGee	LDE Jim Skow
LOT Anthony Munoz	NT Tim Krumrie
LG Bruce Reimers	RDE Jason Buck
C Bruce Kozerski	LOLB Leon White
RG Max Montoya	LILB Carl Zander
ROT Brian Blados	RILB Joe Kelly
TE Rodney Holman	ROLB Reggie Williams
WR Eddie Brown	LCB Lewis Billups
QB Boomer Esiason	RCB Eric Thomas
HB James Brooks	SS David Fulcher
FB Ickey Woods	FS Solomon Wilcotts



1000-yard duos ... and a trio: Thirteen times in the Bengals' 46 years (1968-2013), the team has had both a 1000-yard rusher and a 1000-yard receiver in the same season.

In 2006, the Bengals had a 1000-yard rusher and two 1000-yard receivers.

YEAR	RUSHER	YARDS	RECEIVER	YARDS
1981	Pete Johnson.....	1077	Cris Collinsworth .....	1009
1986	James Brooks.....	1087	Cris Collinsworth .....	1024
1988	Ickey Woods.....	1066	Eddie Brown.....	1273
1989	James Brooks.....	1239	Tim McGee.....	1211
1998	Corey Dillon.....	1130	Carl Pickens .....	1023
1999	Corey Dillon.....	1200	Darnay Scott.....	1022
2002	Corey Dillon.....	1311	Chad Johnson .....	1166
2004	Rudi Johnson.....	1454	Chad Johnson .....	1274
2005	Rudi Johnson.....	1458	Chad Johnson .....	1432
2006	Rudi Johnson.....	1309	Chad Johnson .....	1369
			T.J. Houshmandzadeh .....	1081
2009	Cedric Benson .....	1251	Chad Johnson .....	1047
2011	Cedric Benson.....	1067	A.J. Green .....	1057
2012	BenJarvus Green-Ellis....	1094	A.J. Green .....	1350

No TDs; no problem: Five times in their history, the Bengals have won without scoring a touchdown:

- On Sept. 24, 1972, K Horst Muhlmann's five FGs (41, 32, 20, 32, 34) fueled a 15-10 victory over Pittsburgh at Riverfront Stadium (later renamed Cinergy Field).

- On Oct. 21, 1984, K Jim Breech kicked four FGs (24, 23, 25, 33) for all the Bengals' points in a 12-9 victory over Cleveland at Riverfront.

- On Nov. 6, 1994, K Doug Pelfrey booted six FGs (36, 44, 36, 47, 28, 26) and LB-DE Alfred Williams scored on a safety as the Bengals posted a 20-17 overtime victory at Seattle.

- On Nov. 11, 2007, K Shayne Graham kicked a team-record seven FGs (34, 19, 22, 35, 35, 21, 33) for all of Cincinnati's points in a 21-7 win at Baltimore.

- On Sept. 19, 2010, K Mike Nugent kicked five FGs (36, 30, 46, 38, 25) for all the Bengals' points in a 15-10 win over Baltimore at Paul Brown Stadium.

Doubling up: Twice in Bengals history, a Cincinnati player has managed 100-plus yards both rushing and receiving on the same day.

HB Essex Johnson was the first, rushing for 121 yards on 21 carries and getting 116 yards on two receptions on Sept. 30, 1973 at San Diego. He stood alone in the category until Dec. 7, 1986, when HB James Brooks burned the Patriots at New England for 163 yards on 18 rushes and 101 yards on six receptions. Cincinnati won both games.

Bengals opponents have managed double 100-yard performances twice, and Cincinnati lost both of those games.

On Nov. 23, 1975, Cleveland HB Greg Pruitt had 121 yards on 17 rushes and 106 yards on seven receptions in a 35-23 Browns win at Cleveland Stadium. On Sept. 22, 1985, San Diego RB Lionel James became the one player to record dual 100s at Riverfront Stadium (later renamed Cinergy Field) in the Chargers' 44-41 win. James had 127 yards on 12 rushes and 118 yards on five catches.

P.B. and the hall of fame: Paul Brown, founder of the Cincinnati Bengals, was enshrined in the Pro Football Hall of Fame in 1967, and numerous other Hall of Fame members played and/or coached under Brown.

The most recent addition to P.B.'s disciples in the Hall of Fame was former Bengals assistant coach and head coach Dick LeBeau, a 2010 inductee. LeBeau's assistant coaching tenure with the Bengals began in '80, when Brown was the team's general manager. He was an assistant coach (defensive backfield and defensive coordinator) with the Bengals from 1980-91 and '97-2000 (three games in '00), and he was the team's head coach from the fourth game of '00 through '02. LeBeau, who also spent many seasons as an assistant coach with the Pittsburgh Steelers, is widely considered to be one of the best defensive coaches in league history. And though he did not play under Brown, LeBeau recorded 62 career interceptions, which ranked third all-time at the time of his retirement as a player.

Other former assistant coaches under Paul Brown who are in the Hall of Fame are Weeb Ewbank and Bill Walsh. Also in the Hall of Fame is Forrest Gregg, hired by Brown as Bengals head coach in 1980.

The most recent player disciple of Brown's to be inducted was tackle Anthony Munoz, considered by many to be the greatest offensive lineman in NFL history. Munoz, a 1998 inductee, played his entire 13-year pro career ('80-92) with the Bengals. Some analysts thought he was too risky a prospect for an early first-round draft selection because he had experienced knee injuries in college. But Brown, as Bengals general manager in 1980, selected Munoz with the No. 3 overall pick.

The 1997 Hall of Fame class included Don Shula, winningest coach in NFL history, who played defensive back in the NFL and was a rookie on Brown's defending NFL champion Cleveland Browns in '51.

WR Charlie Joiner, who played for the Bengals under Brown from 1972-75, was elected to the Hall of Fame in the '96 class of inductees. Also, 15 other players Brown coached for the Cleveland Browns are in the Hall of Fame. These players, and the years Brown coached them in Cleveland, are: DE Doug Atkins (1953-54), FB Jim Brown ('57-62), DE Willie Davis ('58-59), QB Len Dawson ('60-61), WR Len Ford ('50-57), C Frank Gatski ('46-56), QB Otto Graham ('46-55), T/PPK Lou Groza ('46-59 and '61-62), G Gene Hickerson ('58-60 and '62), DT Henry Jordan ('57-58), WR Dante Lavelli ('46-56), T Mike McCormack ('54-62), RB/WR Bobby Mitchell ('58-61), FB/LB Marion Motley ('46-53) and G Bill Willis ('46-53).

## BENGALS SELECTIONS IN 1968 AFL EXPANSION DRAFT

### FROM BOSTON PATRIOTS

Joe Bellino, RB, Navy  
Jim Boudreaux, DT, Louisiana Tech  
J.D. Garrett, RB, Grambling  
\*White Graves, DB, Louisiana State  
Ron Hall, DB, Missouri Valley

### FROM BUFFALO BILLS

Gary Bugenhagen, T, Syracuse  
Bobby Burnett, RB, Arkansas  
\*Charlie King, DB, Purdue  
Bob Schmidt, T, Minnesota  
Rich Zecher, DT, Utah State

### FROM DENVER BRONCOS

Cookie Gilchrist, RB, (none)  
Mike Kellogg, RB, Santa Clara  
\*Pat Matson, G, Oregon  
Henry Sorrell, LB, Tennessee-Chattanooga  
Lonnie Wright, DB, Colorado State

### FROM HOUSTON OILERS

\*Dan Brabham, LB, Arkansas  
Joe Bob Isbell, G, Houston  
\*Willie Lee Jones, DE, Kansas State  
Bob Poole, TE, Clemson  
\*Andy Rice, DT, Texas Southern

### FROM KANSAS CITY CHIEFS

Chris Burford, SE, Stanford  
\*Sherrill Headrick, LB, Texas Christian  
\*Bobby Hunt, DB, Auburn  
Al Reynolds, G, Tarkio  
\*Fletcher Smith, DB, Tennessee State

### FROM N.Y. JETS

Solomon Brannan, DB, Morris Brown  
Bill Brown, T, Texas-El Paso  
\*John Matlock, C, Miami (Fla.)  
\*Pete Perreault, G, Boston University  
Jim Waskiewicz, C/LB, Wichita State

### FROM OAKLAND RAIDERS

\*Dan Archer, T, Oregon  
\*Estes Banks, RB, Colorado  
Nate Johns, RB, San Diego State  
\*Rod Sherman, FL, Southern California  
Richard Sligh, DT, North Carolina Central

### FROM SAN DIEGO CHARGERS

\*Frank Buncom, LB, Southern California  
\*Jim Griffin, DE, Grambling  
Frank Marsh, RB, Oregon State  
Dick Van Raaphorst, PK, Ohio State  
\*Ernie Wright, T, Ohio State

*\*Made Bengals All-Time Roster*

# BENGALS POSTSEASON INDIVIDUAL RECORDS

## KEY

- \* AFC Wild Card Playoff
- \*\* AFC Divisional Playoff
- \*\*\* AFC Championship
- + AFC First-Round Playoff (Super Bowl Tournament)
- # Super Bowl XVI (at Pontiac, Mich.)
- ## Super Bowl XXIII (at Miami, Fla.)

NOTE: The years listed are the seasons in which playoff berths were earned, not necessarily the calendar years in which playoff games were played.

## SCORING

### TOTAL POINTS

CAREER	52	Jim Breech .....	1981, '82, '88, '90
	24	Ickey Woods .....	1988, '90
	18	Dan Ross .....	1981, '82
	12	(six times)	
GAME	12	Charles Alexander .....	1981 (Jan. 3, 1982 vs. Buff.)**
	12	Dan Ross .....	1981 (Jan. 24, 1982 against S.F.)#
	12	Stanley Wilson .....	1988 (Dec. 31, 1988 vs. Sea.)**
	12	Ickey Woods .....	1988 (Jan. 8, 1989 vs. Buff.)***
	11	Jim Breech .....	1990 (Jan. 6, 1991 vs. Hou.)*

### TOUCHDOWNS

CAREER	4	Ickey Woods .....	1988, '90
	3	Dan Ross .....	1981, '82
	2	(six times)	
GAME	2	Charles Alexander .....	1981 (Jan. 3, 1982 vs. Buff.)**
	2	Dan Ross .....	1981 (Jan. 24, 1982 against S.F.)#
	2	Stanley Wilson .....	1988 (Dec. 31, 1988 vs. Sea.)**
	2	Ickey Woods .....	1988 (Jan. 8, 1989 vs. Buff.)***
	1	(many times)	

### POINTS AFTER TOUCHDOWNS

CAREER	25	Jim Breech .....	1981, '82, '88, '90
	4	Dave Green .....	1975
	4	Shayne Graham .....	2005, '09
	2	Mike Nugent .....	2011, '12, '13
	1	(two times)	
GAME	5	Jim Breech .....	1990 (Jan. 6, 1991 vs. Hou.)*
	4	Jim Breech .....	1981 (Jan. 3, 1982 vs. Buff.)**
	3	(five times)	

### FIELD GOALS

CAREER	9	Jim Breech .....	1981, '82, '88, '90
	3	Horst Muhlmann .....	1970, '73
	2	Josh Brown .....	2012
	2	Mike Nugent .....	2011, '12, '13
	1	Shayne Graham .....	2005, '09
GAME	3	Horst Muhlmann .....	1973 (Dec. 23, 1973 at Mia.)**
	3	Jim Breech .....	1988 (Jan. 22, 1989 against S.F.)##
	2	Jim Breech .....	1981 (Jan. 10, 1982 vs. S.D.)***
	2	Jim Breech .....	1990 (Jan. 6, 1991 vs. Hou.)*
	2	Josh Brown .....	2012 (Jan. 5, 2013 at Hou.)*

### LONGEST FIELD GOALS

47	Josh Brown .....	2012 (Jan. 5, 2013 at Hou.)*
46	Horst Muhlmann .....	1973 (Dec. 23, 1973 at Mia.)**
46	Mike Nugent .....	2013 (Jan. 5, 2014 vs. S.D.)*
43	Jim Breech .....	1988 (Jan. 22, 1989 against S.F.)##
40	Jim Breech .....	1988 (Jan. 22, 1989 against S.F.)##

## RUSHING

### TOTAL RUSHING ATTEMPTS

CAREER	89	Ickey Woods .....	1988, '90
	61	Pete Johnson .....	1981, '82
	43	James Brooks .....	1988, '90
	34	Charles Alexander .....	1981, '82
	28	Cedric Benson .....	2009, '11

GAME	29	Ickey Woods .....	1988 (Jan. 8, 1989 vs. Buff.)***
	23	Ickey Woods .....	1988 (Dec. 31, 1988 vs. Sea.)**
	21	Pete Johnson .....	1981 (Jan. 10, 1982 vs. S.D.)***
	21	Cedric Benson .....	2009 (Jan. 9, 2010 vs. NYJ)*
	20	Ickey Woods .....	1988 (Jan. 22, 1989 against S.F.)##

### RUSHING YARDS

CAREER	391	Ickey Woods .....	1988, '90
	187	Pete Johnson .....	1981, '82
	183	Cedric Benson .....	2009, '11
	145	James Brooks .....	1988, '90
	125	Charles Alexander .....	1981, '82

GAME	169	Cedric Benson .....	2009 (Jan. 9, 2010 vs. NYJ)*
	126	Ickey Woods .....	1988 (Dec. 31, 1988 vs. Sea.)**
	102	Ickey Woods .....	1988 (Jan. 8, 1989 vs. Buff.)***
	80	Pete Johnson .....	1981 (Jan. 10, 1982 vs. S.D.)***
	79	Ickey Woods .....	1988 (Jan. 22, 1989 against S.F.)##

### AVERAGE YARDS PER RUSHING ATTEMPT

CAREER	4.39	Ickey Woods (391 yards/89 att.) .....	1988, '90
	3.68	Charles Alexander (125 yards/34 att.) .....	1981, '82
	3.37	James Brooks (145 yards/43 att.) .....	1988, '90
	3.07	Pete Johnson (187 yards/61 att.) .....	1981, '82

NOTE: Minimum 30 attempts.

GAME	8.05	Cedric Benson (169/21) .....	2009 (Jan. 9, 2010 vs. NYJ)*
	5.48	Ickey Woods (126/23) .....	1988 (Dec. 31, 1988 vs. Sea.)**
	3.95	Ickey Woods (79/20) .....	1988 (Jan. 22, 1989 against S.F.)##
	3.81	Pete Johnson (80/21) .....	1981 (Jan. 10, 1982 vs. S.D.)***
	3.52	Ickey Woods (102/29) .....	1988 (Jan. 8, 1989 vs. Buff.)***

NOTE: Minimum 15 attempts.

### RUSHING TOUCHDOWNS

CAREER	4	Ickey Woods .....	1988, '90
	2	Charles Alexander .....	1981, '82
	2	Pete Johnson .....	1981, '82
	2	Stanley Wilson .....	1988
	2	Cedric Benson .....	2009, '11

GAME	2	Charles Alexander .....	1981 (Jan. 3, 1982 vs. Buff.)**
	2	Stanley Wilson .....	1988 (Dec. 31, 1988 vs. Sea.)**
	2	Ickey Woods .....	1988 (Jan. 8, 1989 vs. Buff.)***
	1	(many times)	

### LONGEST RUSHES

47-td	Cedric Benson .....	2009 (Jan. 9, 2010 vs. NYJ)*
30	Ickey Woods .....	1988 (Dec. 31, 1988 vs. Sea.)**
29	Boomer Esiason .....	1988 (Jan. 8, 1989 vs. Buff.)***
29	BenJarvus Green-Ellis .....	2012 (Jan. 5, 2013 at Hou.)*
27	Cedric Benson .....	2009 (Jan. 9, 2010 vs. NYJ)*

## KEY

- \* AFC Wild Card Playoff
- \*\* AFC Divisional Playoff
- \*\*\* AFC Championship
- + AFC First-Round Playoff (Super Bowl Tournament)
- # Super Bowl XVI (at Pontiac, Mich.)
- ## Super Bowl XXIII (at Miami, Fla.)

NOTE: The years listed are the seasons in which playoff berths were earned, not necessarily the calendar years in which playoff games were played.

## PASSING

## TOTAL PASSING ATTEMPTS

CAREER	166	Ken Anderson .....	1973, '75, '81, '82
	123	Andy Dalton .....	2011, '12, '13
	99	Boomer Esiason .....	1988, '90
	40	Jon Kitna .....	2005
	37	Carson Palmer .....	2005, '09

GAME	51	Andy Dalton .....	2013 (Jan. 5, 2014 vs. S.D.)*
	42	Andy Dalton .....	2011 (Jan. 7, 2012 at Hou.)*
	40	Jon Kitna .....	2005 (Jan. 8, 2006 vs. Pitt.)*
	36	Carson Palmer .....	2009 (Jan. 9, 2010 vs. NYJ)*
	35	Ken Anderson .....	1982 (Jan. 9, 1983 vs. NYJ)+

## COMPLETIONS

CAREER	110	Ken Anderson .....	1973, '75, '81, '82
	70	Andy Dalton .....	2011, '12, '13
	51	Boomer Esiason .....	1988, '90
	24	Jon Kitna .....	2005
	19	Carson Palmer .....	2005, '09

GAME	29	Andy Dalton .....	2013 (Jan. 5, 2014 vs. S.D.)*
	27	Andy Dalton .....	2011 (Jan. 7, 2012 at Hou.)*
	26	Ken Anderson .....	1982 (Jan. 9, 1983 vs. NYJ)+
	25	Ken Anderson .....	1981 (Jan. 24, 1982 against S.F.)#
	24	Jon Kitna .....	2005 (Jan. 8, 2006 vs. Pitt.)*

## COMPLETION PERCENTAGE

CAREER	66.27	Ken Anderson (110 comp./166 att.) .....	1973, '75, '81, '82
	60.00	Jon Kitna (24 comp./40 att.) .....	2005
	56.91	Andy Dalton (70 comp./123 att.) .....	2011, '12, '13
	51.52	Boomer Esiason (51 comp./99 att.) .....	1988, '90
	51.35	Carson Palmer (19 comp./37 att.) .....	2005, '09

NOTE: Minimum 30 attempts.

GAME	74.29	Ken Anderson (26/35) .....	1982 (Jan. 9, 1983 vs. NYJ)+
	73.53	Ken Anderson (25/34) .....	1981 (Jan. 24, 1982 against S.F.)#
	70.00	Boomer Esiason (14/20) .....	1990 (Jan. 6, 1991 vs. Hou.)*
	66.67	Ken Anderson (14/21) .....	1981 (Jan. 3, 1982 vs. Buff.)**
	64.29	Andy Dalton (27/42) .....	2011 (Jan. 7, 2012 at Hou.)*

NOTE: Minimum 15 attempts.

## PASSING YARDS

CAREER	1321	Ken Anderson .....	1973, '75, '81, '82
	718	Andy Dalton .....	2011, '12, '13
	600	Boomer Esiason .....	1988, '90
	212	Carson Palmer .....	2005, '09
	197	Jon Kitna .....	2005

GAME	354	Ken Anderson .....	1982 (Jan. 9, 1983 vs. NYJ)+
	334	Andy Dalton .....	2013 (Jan. 5, 2014 vs. S.D.)*
	300	Ken Anderson .....	1981 (Jan. 24, 1982 against S.F.)#
	257	Andy Dalton .....	2011 (Jan. 7, 2012 at Hou.)*
	201	Ken Anderson .....	1975 (Dec. 28, 1975 at Oak.)**

## AVERAGE YARDS PER PASSING ATTEMPT

CAREER	7.96	Ken Anderson (1321 yards/166 att.) .....	1973, '75, '81, '82
	6.06	Boomer Esiason (600 yards/99 att.) .....	1988, '90
	5.84	Andy Dalton (718 yards/123 att.) .....	2011, '12, '13
	5.73	Carson Palmer (212 yards/37 att.) .....	2005, '09
	4.93	Jon Kitna (197 yards/40 att.) .....	2005

NOTE: Minimum 30 attempts.

GAME	10.11	Ken Anderson (354/35) .....	1982 (Jan. 9, 1983 vs. NYJ)+
	9.14	Ken Anderson (192/21) .....	1981 (Jan. 3, 1982 vs. Buff.)**
	8.82	Ken Anderson (300/34) .....	1981 (Jan. 24, 1982 against S.F.)#
	7.50	Boomer Esiason (150/20) .....	1990 (Jan. 6, 1991 vs. Hou.)*
	7.44	Ken Anderson (201/27) .....	1975 (Dec. 28, 1975 at Oak.)**

NOTE: Minimum 15 attempts.

## TOUCHDOWN PASSES

CAREER	9	Ken Anderson .....	1973, '75, '81, '82
	4	Boomer Esiason .....	1988, '90
	1	Jon Kitna .....	2005
	1	Carson Palmer .....	2005, '09
	1	Andy Dalton .....	2011, '12, '13

GAME	2	Ken Anderson .....	1975 (Dec. 28, 1975 at Oak.)**
	2	Ken Anderson .....	1981 (Jan. 10, 1982 vs. S.D.)***
	2	Ken Anderson .....	1981 (Jan. 24, 1982 against S.F.)#
	2	Ken Anderson .....	1982 (Jan. 9, 1983 vs. NYJ)+
	2	Boomer Esiason .....	1990 (Jan. 6, 1991 vs. Hou.)*

## PASSES HAD INTERCEPTED

CAREER	6	Ken Anderson .....	1973, '75, '81, '82
	6	Andy Dalton .....	2011, '12, '13
	3	Boomer Esiason .....	1988, '90
	2	Jon Kitna .....	2005
	1	(two times)	

GAME	3	Ken Anderson .....	1982 (Jan. 9, 1983 vs. NYJ)+
	3	Andy Dalton .....	2011 (Jan. 7, 2012 at Hou.)*
	2	(four times)	

## PASSER RATING

CAREER	93.5	Ken Anderson .....	1973, '75, '81, '82
	71.1	Boomer Esiason .....	1988, '90
	66.5	Carson Palmer .....	2005, '09
	60.1	Jon Kitna .....	2005
	56.2	Andy Dalton .....	2011, '12, '13

NOTE: Minimum 30 attempts.

GAME	125.0	Boomer Esiason .....	1990 (Jan. 6, 1991 vs. Hou.)*
	115.9	Ken Anderson .....	1981 (Jan. 10, 1982 vs. S.D.)**
	111.6	Ken Anderson .....	1981 (Jan. 3, 1982 vs. Buff.)**
	110.3	Ken Anderson .....	1975 (Dec. 28, 1975 at Oak.)**
	97.6	Boomer Esiason .....	1990 (Jan. 13, 1991 at L.A.-Raid.)**

NOTE: Minimum 15 attempts.

## LONGEST PASSES

66	Carson Palmer to Chris Henry .....	2005 (Jan. 8, 2006 vs. Pitt.)*
53	Ken Anderson to Cris Collinsworth .....	1982 (Jan. 9, 1983 vs. NYJ)+
49	Ken Anderson to Cris Collinsworth .....	1981 (Jan. 24, 1982 against S.F.)#
49	Andy Dalton to Marvin Jones .....	2013 (Jan. 5, 2014 vs. S.D.)*
46	Boomer Esiason to Rodney Holman .....	1990 (Jan. 6, 1991 vs. Hou.)*

## RECEIVING

## TOTAL RECEPTIONS

CAREER	28	Dan Ross .....	1981, '82
	21	Cris Collinsworth .....	1981, '82, '88
	14	Jermaine Gresham .....	2011, '12, '13
	13	Isaac Curtis .....	1973, '75, '81, '82
	13	A.J. Green .....	2011, '12, '13

GAME	11	Dan Ross .....	1981 (Jan. 24, 1982 against S.F.)#
	9	Lenvil Elliott .....	1973 (Dec. 23, 1973 at Mia.)**
	8	Marvin Jones .....	2013 (Jan. 5, 2014 vs. S.D.)*
	7	(three times)	

## RECEIVING YARDS

CAREER	354	Cris Collinsworth .....	1981, '82, '88
	333	Dan Ross .....	1981, '82
	184	Isaac Curtis .....	1973, '75, '81, '82
	184	Rodney Holman .....	1982, '88, '90
	164	Marvin Jones .....	2012, '13

GAME	130	Marvin Jones .....	2013 (Jan. 5, 2014 vs. S.D.)*
	120	Cris Collinsworth .....	1982 (Jan. 9, 1983 vs. NYJ)+
	107	Cris Collinsworth .....	1981 (Jan. 24, 1982 against S.F.)#
	104	Dan Ross .....	1981 (Jan. 24, 1982 against S.F.)#
	89	Dan Ross .....	1982 (Jan. 9, 1983 vs. NYJ)+

## AVERAGE YARDS PER RECEPTION

CAREER	16.86	Cris Collinsworth (354 yards/21 rec.) .....	1981, '82, '88
	16.73	Rodney Holman (184 yards/11 rec.) .....	1982, '88, '90
	14.91	Marvin Jones (164 yards/11 rec.) .....	2012, '13
	14.15	Isaac Curtis (184 yards/13 rec.) .....	1973, '75, '81, '82
	12.38	A.J. Green (161 yards/13 rec.) .....	2011, '12, '13

NOTE: Minimum 8 receptions.

GAME	21.40	Cris Collinsworth (107/5) .....	1981 (Jan. 24, 1982 against S.F.)#
	17.14	Cris Collinsworth (120/7) .....	1982 (Jan. 9, 1983 vs. NYJ)+
	16.50	Chip Myers (66/4) .....	1970 (Dec. 26, 1970 at Balt.)**
	16.25	Marvin Jones (130/8) .....	2013 (Jan. 5, 2014 vs. S.D.)*
	16.00	A.J. Green (80/5) .....	2012 (Jan. 5, 2013 at Hou.)*

NOTE: Minimum 4 receptions.

## RECEIVING TOUCHDOWNS

CAREER	3	Dan Ross .....	1981, '82
	2	Isaac Curtis .....	1973, '75, '81, '82
	1	(many times)	

GAME	2	Dan Ross .....	1981 (Jan. 24, 1982 against S.F.)#
	1	(many times)	

## LONGEST RECEPTIONS

66	Chris Henry from Carson Palmer .....	2005 (Jan. 8, 2006 vs. Pitt.)*
53	Cris Collinsworth from Ken Anderson .....	1982 (Jan. 9, 1983 vs. NYJ)+
49	Cris Collinsworth from Ken Anderson .....	1981 (Jan. 24, 1982 against S.F.)#
49	Marvin Jones from Andy Dalton .....	2013 (Jan. 5, 2014 vs. S.D.)*
46	Rodney Holman from Boomer Esiason .....	1990 (Jan. 6, 1991 vs. Hou.)*

## KEY

- \* AFC Wild Card Playoff
- \*\* AFC Divisional Playoff
- \*\*\* AFC Championship
- + AFC First-Round Playoff (Super Bowl Tournament)
- # Super Bowl XVI (at Pontiac, Mich.)
- ## Super Bowl XXIII (at Miami, Fla.)

NOTE: The years listed are the seasons in which playoff berths were earned, not necessarily the calendar years in which playoff games were played.

## PUNTING

## TOTAL PUNTS

CAREER	25	Lee Johnson.....	1988, '90
	15	Dave Lewis.....	1970, '73
	12	Pat McInally.....	1981, '82
	12	Kevin Huber.....	2009, '11, '12, '13
	6	Dave Green.....	1975

GAME	8	Dave Lewis.....	1970 (Dec. 26, 1970 at Balt.)**
	7	Dave Lewis.....	1973 (Dec. 23, 1973 at Mia.)**
	6	Dave Green.....	1975 (Dec. 28, 1975 at Oak.)**
	6	Lee Johnson.....	1988 (Dec. 31, 1988 vs. Sea.)**
	6	Lee Johnson.....	1988 (Jan. 8, 1989 vs. Buff.)***

## PUNTING YARDS

CAREER	1111	Lee Johnson.....	1988, '90
	570	Kevin Huber.....	2009, '11, '12, '13
	567	Dave Lewis.....	1970, '73
	487	Pat McInally.....	1981, '82
	215	Dave Green.....	1975

GAME	313	Dave Lewis.....	1970 (Dec. 26, 1970 at Balt.)**
	276	Lee Johnson.....	1988 (Dec. 31, 1988 vs. Sea.)**
	258	Lee Johnson.....	1990 (Jan. 13, 1991 at L.A.-Raid.)**
	254	Dave Lewis.....	1973 (Dec. 23, 1973 at Mia.)**
	233	Kevin Huber.....	2012 (Jan. 5, 2013 at Hou.)*

## AVERAGE YARDS PER PUNT

CAREER	47.50	Kevin Huber (570 yards/12 punts).....	2009, '11, '12, '13
	44.44	Lee Johnson (1111 yards/25 punts).....	1988, '90
	40.58	Pat McInally (487 yards/12 punts).....	1981, '82
	37.80	Dave Lewis (567 yards/15 punts).....	1970, '73

NOTE: Minimum 8 punts.

GAME	51.60	Lee Johnson (258/5).....	1990 (Jan. 13, 1991 at L.A.-Raid.)**
	48.00	Kevin Huber (192/4).....	2009 (Jan. 9, 2010 vs. NYJ)*
	46.60	Kevin Huber (233/5).....	2012 (Jan. 5, 2013 at Hou.)*
	46.00	Lee Johnson (276/6).....	1988 (Dec. 31, 1988 vs. Sea.)**
	44.60	Lee Johnson (223/5).....	1988 (Jan. 22, 1989 against S.F.)##

NOTE: Minimum 4 punts.

## NET YARDS PER PUNT

CAREER	41.5	Kevin Huber.....	2009, '11, '12, '13
	38.6	Lee Johnson.....	1988, '90
	37.0	Pat McInally.....	1981, '82
	34.2	Dave Lewis.....	1970, '73

NOTE: Minimum 8 punts.

GAME	43.8	Kevin Huber.....	2012 (Jan. 5, 2013 at Hou.)*
	43.6	Lee Johnson.....	1990 (Jan. 13, 1991 at L.A.-Raid.)**
	41.0	Lee Johnson.....	1988 (Dec. 31, 1988 vs. Sea.)**
	37.5	Pat McInally.....	1981 (Jan. 3, 1982 vs. Buff.)**
	36.5	Lee Johnson.....	1988 (Jan. 8, 1989 vs. Buff.)***
	36.5	Kevin Huber.....	2009 (Jan. 9, 2010 vs. NYJ)*

NOTE: Minimum 4 punts.

## INSIDE-20 PUNTS

CAREER	8	Lee Johnson.....	1988, '90
	4	Kevin Huber.....	2009, '11, '12, '13
	2	Pat McInally.....	1981, '82
	2	Zoltan Mesko.....	2013
	1	Dave Lewis.....	1970, '73

GAME	3	Lee Johnson.....	1988 (Jan. 8, 1989 vs. Buff.)***
	3	Lee Johnson.....	1988 (Jan. 22, 1989 against S.F.)##
	3	Kevin Huber.....	2012 (Jan. 5, 2013 at Hou.)*
	2	Pat McInally.....	1981 (Jan. 24, 1982 against S.F.)#
	2	Zoltan Mesko.....	2013 (Jan. 3, 2014 vs. S.D.)*

## LONGEST PUNTS

64	Lee Johnson.....	1990 (Jan. 13, 1991 at L.A.-Raid.)**
63	Lee Johnson.....	1988 (Jan. 22, 1989 against S.F.)##
60	Pat McInally.....	1981 (Jan. 3, 1982 vs. Buff.)**
58	Lee Johnson.....	1988 (Jan. 8, 1989 vs. Buff.)***
56	(two times)	

## PUNT RETURNS

## TOTAL PUNT RETURNS

CAREER	8	Brandon Tate.....	2011, '12, '13
	6	Ira Hillary.....	1988
	5	Mike Fuller.....	1981, '82
	3	Lemar Parrish.....	1970, '73, '75
	3	Mitchell Price.....	1990

GAME	4	Mike Fuller.....	1981 (Jan. 24, 1982 against S.F.)#
	3	Ira Hillary.....	1988 (Dec. 31, 1988 vs. Sea.)**
	3	Mitchell Price.....	1990 (Jan. 6, 1991 vs. Hou.)*
	3	Brandon Tate.....	2011 (Jan. 7, 2012 at Hou.)*
	3	Brandon Tate.....	2013 (Jan. 5, 2014 vs. S.D.)*

## PUNT RETURN YARDS

CAREER	62	Mike Fuller.....	1981, '82
	43	Ira Hillary.....	1988
	42	Mitchell Price.....	1990
	38	Brandon Tate.....	2011, '12, '13
	23	Rico Murray.....	2009

GAME	42	Mitchell Price.....	1990 (Jan. 6, 1991 vs. Hou.)*
	35	Mike Fuller.....	1981 (Jan. 24, 1982 against S.F.)#
	27	Mike Fuller.....	1981 (Jan. 3, 1982 vs. Buff.)**
	24	Ira Hillary.....	1988 (Jan. 8, 1989 vs. Buff.)***
	23	Rico Murray.....	2009 (Jan. 9, 2010 vs. NYJ)*

## AVERAGE YARDS PER PUNT RETURN

CAREER	12.40	Mike Fuller (62 yards/5 ret.).....	1981, '82
	7.17	Ira Hillary (43 yards/6 ret.).....	1988
	4.75	Brandon Tate (38 yards/8 ret.).....	2011, '12, '13

NOTE: Minimum 4 returns.

GAME	14.00	Mitchell Price (42/3).....	1990 (Jan. 6, 1991 vs. Hou.)*
	12.00	Ira Hillary (24/2).....	1988 (Jan. 8, 1989 vs. Buff.)**
	8.75	Mike Fuller (35/4).....	1981 (Jan. 24, 1982 against S.F.)#
	7.50	Keiwan Ratliff (15/2).....	2005 (Jan. 8, 2006 vs. Pitt.)*
	6.67	Brandon Tate (20/3).....	2011 (Jan. 7, 2012 at Hou.)*

NOTE: Minimum 2 returns.

## LONGEST PUNT RETURNS

34	Mitchell Price.....	1990 (Jan. 6, 1991 vs. Hou.)*
27	Mike Fuller.....	1981 (Jan. 3, 1982 vs. Buff.)**
23	Rico Murray.....	2009 (Jan. 9, 2010 vs. NYJ)*
17	Mike Fuller.....	1981 (Jan. 24, 1982 against S.F.)#
16	Ira Hillary.....	1988 (Dec. 31, 1988 vs. Sea.)*

## KEY

- \* AFC Wild Card Playoff
- \*\* AFC Divisional Playoff
- \*\*\* AFC Championship
- + AFC First-Round Playoff (Super Bowl Tournament)
- # Super Bowl XVI (at Pontiac, Mich.)
- ## Super Bowl XXIII (at Miami, Fla.)

NOTE: The years listed are the seasons in which playoff berths were earned, not necessarily the calendar years in which playoff games were played.

## KICKOFF RETURNS

## TOTAL KICKOFF RETURNS

CAREER	17	David Verser .....	1981, '82
	8	Stanford Jennings .....	1988, '90
	7	Brandon Tate .....	2011, '12, '13
	5	Tab Perry .....	2005
	4	Adam Jones .....	2011, '12, '13

GAME	7	David Verser .....	1982 (Jan. 9, 1983 vs. NYJ)+
	5	David Verser .....	1981 (Jan. 24, 1982 against S.F.)#
	5	Tab Perry .....	2005 (Jan. 8, 2006 vs. Pitt.)*
	5	Brandon Tate .....	2013 (Jan. 5, 2014 vs. S.D.)*
	4	(two times)	

## KICKOFF RETURN YARDS

CAREER	302	David Verser .....	1981, '82
	240	Stanford Jennings .....	1988, '90
	193	Brandon Tate .....	2011, '12, '13
	119	Tab Perry .....	2005
	103	Adam Jones .....	2011, '12, '13

GAME	128	Brandon Tate .....	2013 (Jan. 5, 2014 vs. S.D.)*
	119	Tab Perry .....	2005 (Jan. 8, 2006 vs. Pitt.)*
	117	Stanford Jennings .....	1988 (Jan. 22, 1989 against S.F.)##
	116	David Verser .....	1982 (Jan. 9, 1983 vs. NYJ)+
	103	Adam Jones .....	2012 (Jan. 5, 2013 at Hou.)*

## AVERAGE YARDS PER KICKOFF RETURN

CAREER	30.00	Stanford Jennings (240 yards/8 ret.) .....	1988, '90
	27.57	Brandon Tate (193 yards/7 ret.) .....	2011, '12, '13
	25.75	Adam Jones (103 yards/4 ret.) .....	2011, '12, '13
	23.80	Tab Perry (119 yards/5 ret.) .....	2005
	17.76	David Verser (302 yards/17 ret.) .....	1981, '82

NOTE: Minimum 4 returns.

GAME	58.50	Stanford Jennings (117/2) ....	1988 (Jan. 22, 1989 against S.F.)##
	37.00	Bernard Scott (74/2) .....	2009 (Jan. 9, 2010 vs. NYJ)*
	25.75	Adam Jones (103/4) .....	2012 (Jan. 5, 2013 at Hou.)*
	25.60	Brandon Tate (128/5) .....	2013 (Jan. 5, 2014 vs. S.D.)*
	23.80	Tab Perry (119/5) .....	2005 (Jan. 8, 2006 vs. Pitt.)*

NOTE: Minimum 2 returns.

## LONGEST KICKOFF RETURNS

93-td	Stanford Jennings .....	1988 (Jan. 22, 1989 against S.F.)##
56	Bernard Scott .....	2009 (Jan. 9, 2010 vs. NYJ)*
43	Brandon Tate .....	2012 (Jan. 5, 2013 at Hou.)*
40	David Verser .....	1981 (Jan. 3, 1982 vs. Buff.)*
40	David Verser .....	1981 (Jan. 10, 1982 vs. S.D.)***

## INTERCEPTIONS

## TOTAL INTERCEPTIONS

CAREER	3	David Fulcher .....	1988, '90
	3	Ken Riley .....	1970, '73, '75, '81, '82
	2	Eric Thomas .....	1988, '90
	1	(eight times)	

GAME	1	(many times)
------	---	--------------

## INTERCEPTION RETURN YARDS

CAREER	54	David Fulcher .....	1988, '90
	45	Neal Craig .....	1973
	34	Ken Riley .....	1970, '73, '75, '81, '82
	26	Eric Thomas .....	1988, '90
	24	Bobby Kemp .....	1981, '82

GAME	45	Neal Craig .....	1973 (Dec. 23, 1973 at Mia.)**
	43	David Fulcher .....	1990 (Jan. 6, 1991 vs. Hou.)*
	34	Ken Riley .....	1975 (Dec. 28, 1975 at Oak.)**
	26	Eric Thomas .....	1988 (Jan. 8, 1989 vs. Buff.)*
	24	Bobby Kemp .....	1981 (Jan. 10, 1982 vs. S.D.)***

## LONGEST INTERCEPTION RETURNS

45-td	Neal Craig .....	1973 (Dec. 23, 1973 at Mia.)**
43	David Fulcher .....	1990 (Jan. 6, 1991 vs. Hou.)*
34	Ken Riley .....	1975 (Dec. 28, 1975 at Oak.)**
26	Eric Thomas .....	1988 (Jan. 8, 1989 vs. Buff.)*
24	Bobby Kemp .....	1981 (Jan. 10, 1982 vs. S.D.)***

## SACKS

## TOTAL SACKS

CAREER	4	Jason Buck .....	1988, '90
	3	David Grant .....	1988, '90
	3	Reggie Williams .....	1981, '82, '88
	1	(many times)	

GAME	1	(many times)
------	---	--------------



# BENGALS POSTSEASON TEAM RECORDS

## SCORING

POINTS SCORED			
GAME	41	1990 (Jan. 6, 1991 vs. Hou.)*	
HALF	21	1975 (Dec. 28, 1975 at Oak.)* .....2nd half	
QUARTER	14	(six times)	

## TOUCHDOWNS

GAME	5	1990 (Jan. 6, 1991 vs. Hou.)*	
HALF	3	1975 (Dec. 28, 1975 at Oak.)* .....2nd half	
	3	1981 (Jan. 24, 1982 against S.F.)# .....2nd half	
	3	1988 (Dec. 31, 1988 vs. Sea.)* .....1st half	
	3	1990 (Jan. 6, 1991 vs. Hou.)* .....2nd half	

## RUSHING TOUCHDOWNS

GAME	3	1981 (Jan. 3, 1982 vs. Buff.)*	
	3	1988 (Dec. 31, 1988 vs. Sea.)*	
	3	1990 (Jan. 6, 1991 vs. Hou.)*	
HALF	3	1988 (Dec. 31, 1988 vs. Sea.)* .....1st half	

## PASSING TOUCHDOWNS

GAME	2	1975 (Dec. 28, 1975 at Oak.)*	
	2	1981 (Jan. 10, 1982 vs. S.D.)*	
	2	1981 (Jan. 24, 1982 against S.F.)#	
	2	1982 (Jan. 9, 1983 vs. NYJ)+	
	2	1990 (Jan. 6, 1991 vs. Hou.)*	
HALF	2	1975 (Dec. 28, 1975 at Oak.)* .....2nd half	
	2	1981 (Jan. 24, 1982 against S.F.)# .....2nd half	
	2	1982 (Jan. 9, 1983 vs. NYJ)+ .....1st half	

## FIELD GOALS

GAME	3	1973 (Dec. 23, 1973 at Mia.)*	
	3	1988 (Jan. 22, 1989 against S.F.)##	
HALF	3	1973 (Dec. 23, 1973 at Mia.)* .....1st half	

## OFFENSE

### FIRST DOWNS

GAME	27	2013 (Jan. 5, 2014 vs. S.D.)*	
HALF	17	1981 (Jan. 24, 1982 against S.F.)# .....2nd half	

### TOTAL NET YARDS

GAME	439	2013 (Jan. 5, 2014 vs. S.D.)*	
HALF	257	1981 (Jan. 24, 1982 against S.F.)# .....2nd half	

### NET YARDS RUSHING

GAME	254	1988 (Dec. 31, 1988 vs. Sea.)*	
HALF	165	1988 (Dec. 31, 1988 vs. Sea.)* .....1st half	

### RUSHING ATTEMPTS

GAME	50	1988 (Jan. 8, 1989 vs. Buff.)*	
HALF	29	1988 (Jan. 8, 1989 vs. Buff.)* .....2nd half	

### NET YARDS PASSING

GAME	333	1982 (Jan. 9, 1983 vs. NYJ)+	
HALF	197	1982 (Jan. 9, 1983 vs. NYJ)+ .....1st half	

### PASSING ATTEMPTS

GAME	51	2013 (Jan. 5, 2014 vs. S.D.)*	
HALF	34	2013 (Jan. 5, 2014 vs. S.D.)* .....2nd half	

### COMPLETIONS

GAME	29	2013 (Jan. 5, 2014 vs. S.D.)*	
HALF	17	1981 (Jan. 24, 1982 against S.F.)# .....2nd half	
	17	2013 (Jan. 5, 2014 vs. S.D.)* .....2nd half	

### PASSES HAD INTERCEPTED

GAME	3	1982 (Jan. 9, 1983 vs. NYJ)+	
	3	2011 (Jan. 7, 2012 at Hou.)*	
HALF	2	1982 (Jan. 9, 1983 vs. NYJ)+ .....2nd half	
	2	1988 (Jan. 8, 1989 vs. Buff.)* .....1st half	
	2	2005 (Jan. 8, 2006 vs. Pitt.)* .....2nd half	
	2	2011 (Jan. 7, 2012 at Hou.)* .....2nd half	
	2	2013 (Jan. 5, 2014 vs. S.D.)* .....2nd half	

### SACKS ALLOWED

GAME	5	1975 (Dec. 28, 1975 at Oak.)*	
	5	1981 (Jan. 24, 1982 against S.F.)#	
	5	1988 (Jan. 22, 1989 against S.F.)##	
HALF	4	1982 (Jan. 9, 1983 vs. NYJ)+ .....1st half	
	4	1988 (Jan. 22, 1989 against S.F.)## .....2nd half	

## DEFENSE

### FEWEST POINTS ALLOWED

GAME	7	1981 (Jan. 10, 1982 vs. S.D.)*	
HALF	0	1981 (Jan. 10, 1982 vs. S.D.)* .....2nd half	
	0	1988 (Dec. 31, 1988 vs. Sea.)* .....1st half	
	0	1988 (Jan. 8, 1989 vs. Buff.)* .....2nd half	
	0	1990 (Jan. 6, 1991 vs. Hou.)* .....1st half	

### FEWEST FIRST DOWNS ALLOWED

GAME	10	1988 (Jan. 8, 1989 vs. Buff.)*	
HALF	1	1990 (Jan. 6, 1991 vs. Hou.)* .....1st half	

### FEWEST TOTAL NET YARDS ALLOWED

GAME	181	1988 (Jan. 8, 1989 vs. Buff.)*	
HALF	36	1990 (Jan. 6, 1991 vs. Hou.)* .....1st half	

### FEWEST NET YARDS RUSHING ALLOWED

GAME	22	1988 (Dec. 31, 1988 vs. Sea.)*	
HALF	0	1988 (Dec. 31, 1988 vs. Sea.)* .....1st half	

### FEWEST NET YARDS PASSING ALLOWED

GAME	122	2013 (Jan. 5, 2014 vs. S.D.)*	
HALF	16	1981 (Jan. 24, 1982 against S.F.)# .....2nd half	

### INTERCEPTIONS

GAME	3	1988 (Jan. 8, 1989 vs. Buff.)*	
HALF	2	1981 (Jan. 3, 1982 vs. Buff.)* .....1st half	
	2	1981 (Jan. 10, 1982 vs. S.D.)* .....1st half	
	2	1988 (Jan. 8, 1989 vs. Buff.)* .....1st half	

### SACKS

GAME	4	1988 (Jan. 22, 1989 against S.F.)##	
HALF	3	1988 (Dec. 31, 1988 vs. Sea.)* .....2nd half	

## MISCELLANEOUS

### MOST PENALTIES INCURRED

GAME	8	1981 (Jan. 24, 1982 against S.F.)#	
HALF	6	1988 (Jan. 22, 1989 against S.F.)## .....2nd half	

### MOST PENALTY YARDS INCURRED

GAME	90	2005 (Jan. 8, 2006 vs. Pitt.)*	
HALF	50	1988 (Jan. 22, 1989 against S.F.)## .....2nd half	
	50	2005 (Jan. 8, 2006 vs. Pitt.)* .....2nd half	

### MOST TIME OF POSSESSION

GAME	39:45	1990 (Jan. 6, 1991 vs. Hou.)*	
HALF	25:04	1990 (Jan. 6, 1991 vs. Hou.)* .....1st half	

NOTE: Time of possession was not recorded until 1977, and thus is not available for the Bengals' 1970, '73 and '75 playoff games.

## KEY

- \* AFC Wild Card Playoff
- \*\* AFC Divisional Playoff
- \*\*\* AFC Championship
- + AFC First-Round Playoff (Super Bowl Tournament)
- # Super Bowl XVI (at Pontiac, Mich.)
- ## Super Bowl XXIII (at Miami, Fla.)

NOTE: The years listed are the seasons in which playoff berths were earned, not necessarily the calendar years in which playoff games were played.

# OPPONENTS POSTSEASON INDIVIDUAL RECORDS

## KEY

- \* AFC Wild Card Playoff
- \*\* AFC Divisional Playoff
- \*\*\* AFC Championship
- + AFC First-Round Playoff (Super Bowl Tournament)
- # Super Bowl XVI (at Pontiac, Mich.)
- ## Super Bowl XXIII (at Miami, Fla.)

NOTE: The years listed are the seasons in which playoff berths were earned, not necessarily the calendar years in which playoff games were played.

## SCORING

### TOTAL POINTS

GAME			
14	Ray Wersching	1981 (Jan. 24, 1982 against S.F.)#	
14	Pat Leahy	1982 (Jan. 9, 1983 vs. NYJ)+	
13	Shayne Graham	2012 (Jan. 5, 2013 at Hou.)*	
12	(three times)		

### TOUCHDOWNS

GAME			
2	Joe Cribbs	1981 (Jan. 3, 1982 vs. Buff.)**	
2	Ernest Givens	1990 (Jan. 6, 1991 vs. Hou.)*	
2	Arian Foster	2011 (Jan. 7, 2012 at Hou.)*	
1	(many times)		

### POINTS AFTER TOUCHDOWNS

GAME			
5	Pat Leahy	1982 (Jan. 9, 1983 vs. NYJ)+	
4	Garop Yepremian	1973 (Dec. 23, 1973 at Mia.)**	
4	George Blanda	1975 (Dec. 28, 1975 at Oak.)**	
4	Jeff Reed	2005 (Jan. 8, 2006 vs. Pitt.)*	
4	Neil Rackers	2011 (Jan. 7, 2012 at Hou.)*	

### FIELD GOALS

GAME			
4	Ray Wersching	1981 (Jan. 24, 1982 against S.F.)#	
4	Shayne Graham	2012 (Jan. 5, 2013 at Hou.)*	
3	Pat Leahy	1982 (Jan. 9, 1983 vs. NYJ)+	
2	(five times)		

### LONGEST FIELD GOALS

50	Garop Yepremian	1973 (Dec. 23, 1973 at Mia.)**
49	Jeff Jaeger	1990 (Jan. 13, 1991 at L.A.-Raid.)**
48	Shayne Graham	2012 (Jan. 5, 2013 at Hou.)*
47	Pat Leahy	1982 (Jan. 9, 1983 vs. NYJ)+
46	Garop Yepremian	1973 (Dec. 23, 1973 at Mia.)**

## RUSHING

### TOTAL RUSHING ATTEMPTS

GAME			
32	Arian Foster	2012 (Jan. 5, 2013 at Hou.)*	
25	Norm Bulaich	1970 (Dec. 26, 1970 at Balt.)**	
24	Arian Foster	2011 (Jan. 7, 2012 at Hou.)*	
23	Chuck Muncie	1981 (Jan. 10, 1982 vs. S.D.)***	
21	(three times)		

### RUSHING YARDS

GAME			
202	Freeman McNeil	1982 (Jan. 9, 1983 vs. NYJ)+	
153	Arian Foster	2011 (Jan. 7, 2012 at Hou.)*	
140	Marcus Allen	1990 (Jan. 13, 1991 at L.A.-Raid.)**	
140	Arian Foster	2012 (Jan. 5, 2013 at Hou.)*	
135	Shonn Greene	2009 (Jan. 9, 2010 vs. NYJ)*	

### AVERAGE YARDS PER RUSHING ATTEMPT

GAME			
9.62	Freeman McNeil (202/21)	1982 (Jan. 9, 1983 vs. NYJ)+	
6.67	Marcus Allen (140/21)	1990 (Jan. 13, 1991 at L.A.-Raid.)**	
6.43	Shonn Greene (135/21)	2009 (Jan. 9, 2010 vs. NYJ)*	
6.38	Arian Foster (153/24)	2011 (Jan. 7, 2012 at Hou.)*	
6.00	Joe Cribbs (90/15)	1981 (Jan. 3, 1982 vs. Buff.)**	

NOTE: Minimum 15 attempts.

### RUSHING TOUCHDOWNS

GAME			
2	Joe Cribbs	1981 (Jan. 3, 1982 vs. Buff.)**	
2	Arian Foster	2011 (Jan. 7, 2012 at Hou.)*	
1	(many times)		

### LONGEST RUSHES

58-td	Ronnie Brown	2013 (Jan. 5, 2014 vs. S.D.)*
44-td	Joe Cribbs	1981 (Jan. 3, 1982 vs. Buff.)**
42-td	Arian Foster	2011 (Jan. 7, 2012 at Hou.)*
39-td	Shonn Greene	2009 (Jan. 9, 2010 vs. NYJ)*
35	(two times)	

## PASSING

### TOTAL PASSING ATTEMPTS

GAME			
50	Dave Krieg	1988 (Dec. 31, 1988 vs. Sea.)**	
38	Matt Schaub	2012 (Jan. 5, 2013 at Hou.)*	
36	Joe Montana	1988 (Jan. 22, 1989 against S.F.)##	
33	Cody Carlson	1990 (Jan. 6, 1991 vs. Hou.)*	
31	Joe Ferguson	1981 (Jan. 3, 1982 vs. Buff.)**	

### COMPLETIONS

GAME			
29	Matt Schaub	2012 (Jan. 5, 2013 at Hou.)*	
24	Dave Krieg	1988 (Dec. 31, 1988 vs. Sea.)**	
23	Joe Montana	1988 (Jan. 22, 1989 against S.F.)##	
20	Richard Todd	1982 (Jan. 9, 1983 vs. NYJ)+	
17	Ken Stabler	1975 (Dec. 28, 1975 at Oak.)**	

### COMPLETION PERCENTAGE

GAME			
80.00	Mark Sanchez (12/15)	2009 (Jan. 9, 2010 vs. NYJ)*	
76.32	Matt Schaub (29/38)	2012 (Jan. 5, 2013 at Hou.)*	
75.00	Philip Rivers (12/16)	2013 (Jan. 5, 2014 vs. S.D.)*	
73.91	Ken Stabler (17/23)	1975 (Dec. 28, 1975 at Oak.)**	
73.68	Ben Roethlisberger (14/19)	2005 (Jan. 8, 2006 vs. Pitt.)*	

NOTE: Minimum 15 attempts.

### PASSING YARDS

GAME			
357	Joe Montana	1988 (Jan. 22, 1989 against S.F.)##	
297	Dave Krieg	1988 (Dec. 31, 1988 vs. Sea.)**	
269	Richard Todd	1982 (Jan. 9, 1983 vs. NYJ)+	
262	Matt Schaub	2012 (Jan. 5, 2013 at Hou.)*	
208	Ben Roethlisberger	2005 (Jan. 8, 2006 vs. Pitt.)*	

### AVERAGE YARDS PER PASSING ATTEMPT

GAME			
12.13	Mark Sanchez (182/15)	2009 (Jan. 9, 2010 vs. NYJ)*	
10.95	Ben Roethlisberger (208/19)	2005 (Jan. 8, 2006 vs. Pitt.)*	
9.92	Joe Montana (357/36)	1988 (Jan. 22, 1989 against S.F.)##	
9.61	Richard Todd (269/28)	1982 (Jan. 9, 1983 vs. NYJ)+	
8.83	Bob Griese (159/18)	1973 (Dec. 23, 1973 at Mia.)**	

NOTE: Minimum 15 attempts.

### TOUCHDOWN PASSES

GAME			
3	Ken Stabler	1975 (Dec. 28, 1975 at Oak.)**	
3	Ben Roethlisberger	2005 (Jan. 8, 2006 vs. Pitt.)*	
2	(five times)		

### PASSES HAD INTERCEPTED

GAME			
3	Jim Kelly	1988 (Jan. 8, 1989 vs. Buff.)***	
2	Joe Ferguson	1981 (Jan. 3, 1982 vs. Buff.)**	
2	Dan Fouts	1981 (Jan. 10, 1982 vs. S.D.)***	
2	Dave Krieg	1988 (Dec. 31, 1988 vs. Sea.)**	
1	(seven times)		

### PASSER RATING

GAME			
148.7	Ben Roethlisberger	2005 (Jan. 8, 2006 vs. Pitt.)*	
139.4	Mark Sanchez	2009 (Jan. 9, 2010 vs. NYJ)*	
121.2	Ken Stabler	1975 (Dec. 28, 1975 at Oak.)**	
118.8	Philip Rivers	2013 (Jan. 5, 2014 vs. S.D.)*	
115.2	Joe Montana	1988 (Jan. 22, 1989 against S.F.)##	

NOTE: Minimum 15 attempts.

### LONGEST PASSES

54	Joe Ferguson to Jerry Butler	1981 (Jan. 3, 1982 vs. Buff.)**
54	Ben Roethlisberger to Cedrick Wilson	2005 (Jan. 8, 2006 vs. Pitt.)*
53-td	Johnny Unitas to Ed Hinton	1970 (Dec. 26, 1970 at Balt.)**
49	Richard Todd to Wesley Walker	1982 (Jan. 9, 1983 vs. NYJ)+
48	Bob Griese to Paul Warfield	1973 (Dec. 23, 1973 at Mia.)**

## KEY

- \* AFC Wild Card Playoff
- \*\* AFC Divisional Playoff
- \*\*\* AFC Championship
- + AFC First-Round Playoff (Super Bowl Tournament)
- # Super Bowl XVI (at Pontiac, Mich.)
- ## Super Bowl XXIII (at Miami, Fla.)

NOTE: The years listed are the seasons in which playoff berths were earned, not necessarily the calendar years in which playoff games were played.

## RECEIVING

## TOTAL RECEPTIONS

GAME	11	John L. Williams .....	1988 (Dec. 31, 1988 vs. Sea.)**
	11	Jerry Rice .....	1988 (Jan. 22, 1989 against S.F.)##
	9	Owen Daniels .....	2012 (Jan. 5, 2013 at Hou.)*
	8	(three times)	

## RECEIVING YARDS

GAME	215	Jerry Rice .....	1988 (Jan. 22, 1989 against S.F.)##
	145	Wesley Walker .....	1982 (Jan. 9, 1983 vs. NYJ)+
	137	John L. Williams .....	1988 (Dec. 31, 1988 vs. Sea.)**
	104	Cedrick Wilson .....	2005 (Jan. 8, 2006 vs. Pitt.)*
	101	Roger Craig .....	1988 (Jan. 22, 1989 against S.F.)##

## AVERAGE YARDS PER RECEPTION

GAME	24.50	Jerry Butler (98/4) .....	1981 (Jan. 3, 1982 vs. Buff.)**
	23.75	Paul Warfield (95/4) .....	1973 (Dec. 23, 1973 at Mia.)**
	19.55	Jerry Rice (215/11) .....	1988 (Jan. 22, 1989 against S.F.)##
	19.25	Ethan Horton (77/4) .....	1990 (Jan. 13, 1991 at L.A.-Raid.)**
	18.13	Wesley Walker (145/8) .....	1982 (Jan. 9, 1983 vs. NYJ)+

NOTE: Minimum 4 receptions.

## RECEIVING TOUCHDOWNS

GAME	2	Ernest Givens .....	1990 (Jan. 6, 1991 vs. Hou.)*
	1	(many times)	

## LONGEST RECEPTIONS

54	Jerry Butler from Joe Ferguson .....	1981 (Jan. 3, 1982 vs. Buff.)**
54	Cedrick Wilson from Ben Roethlisberger .....	2005 (Jan. 8, 2006 vs. Pitt.)*
53-td	Ed Hinton from Johnny Unitas .....	1970 (Dec. 26, 1970 at Balt.)**
49	Wesley Walker from Richard Todd .....	1982 (Jan. 9, 1983 vs. NYJ)+
48	Paul Warfield from Bob Griese .....	1973 (Dec. 23, 1973 at Mia.)**

## PUNTING

## TOTAL PUNTS

GAME	7	Jay Feely .....	2009 (Jan. 9, 2010 vs. NYJ)*
	6	(five times)	

## PUNTING YARDS

GAME	271	John Kidd .....	1988 (Jan. 8, 1989 vs. Buff.)***
	265	Ruben Rodriguez .....	1988 (Dec. 31, 1988 vs. Sea.)**
	259	Mike Scifres .....	2013 (Jan. 5, 2014 vs. S.D.)*
	256	Greg Montgomery .....	1990 (Jan. 6, 1991 vs. Hou.)*
	251	Matt Turk .....	2011 (Jan. 7, 2012 at Hou.)*

## AVERAGE YARDS PER PUNT

GAME	50.20	Matt Turk (251/5) .....	2011 (Jan. 7, 2012 at Hou.)*
	46.25	Jim Miller (185/4) .....	1981 (Jan. 24, 1982 against S.F.)#
	45.17	John Kidd (271/6) .....	1988 (Jan. 8, 1989 vs. Buff.)***
	44.17	Ruben Rodriguez (265/6) .....	1988 (Dec. 31, 1988 vs. Sea.)**
	43.17	Mike Scifres (259/6) .....	2013 (Jan. 5, 2014 vs. S.D.)*

NOTE: Minimum 4 punts.

## NET YARDS PER PUNT

GAME	42.20	Matt Turk .....	2011 (Jan. 7, 2012 at Hou.)*
	42.17	Mike Scifres .....	2013 (Jan. 5, 2014 vs. S.D.)*
	41.17	John Kidd .....	1988 (Jan. 8, 1989 vs. Buff.)***
	41.00	Ruben Rodriguez .....	1988 (Dec. 31, 1988 vs. Sea.)**
	37.50	Jim Miller .....	1981 (Jan. 24, 1982 against S.F.)#

NOTE: Minimum 4 punts.

## INSIDE-20 PUNTS

GAME	3	Jay Feely .....	2009 (Jan. 9, 2010 vs. NYJ)*
	2	(five times)	

## LONGEST PUNTS

56	Matt Turk .....	2011 (Jan. 7, 2012 at Hou.)*
56	Matt Turk .....	2011 (Jan. 7, 2012 at Hou.)*
55	Barry Helton .....	1988 (Jan. 22, 1989 against S.F.)##
54	Larry Seiple .....	1973 (Dec. 23, 1973 at Mia.)**
54	Ruben Rodriguez .....	1988 (Dec. 31, 1988 vs. Sea.)**

## PUNT RETURNS

## TOTAL PUNT RETURNS

GAME	7	Ron Gardin .....	1970 (Dec. 26, 1970 at Balt.)**
	5	Bobby Joe Edmonds .....	1988 (Dec. 31, 1988 vs. Sea.)**
	4	Neal Colzie .....	1975 (Dec. 28, 1975 at Oak.)**
	3	(three times)	

## PUNT RETURN YARDS

GAME	64	Neal Colzie .....	1975 (Dec. 28, 1975 at Oak.)**
	56	John Taylor .....	1988 (Jan. 22, 1989 against S.F.)##
	40	Tim Brown .....	1990 (Jan. 13, 1991 at L.A.-Raid.)**
	30	Bobby Joe Edmonds .....	1988 (Dec. 31, 1988 vs. Sea.)**
	28	Ron Gardin .....	1970 (Dec. 26, 1970 at Balt.)**

## AVERAGE YARDS PER PUNT RETURN

GAME	18.67	John Taylor (56/3) .....	1988 (Jan. 22, 1989 against S.F.)##
	16.00	Neal Colzie (64/4) .....	1975 (Dec. 28, 1975 at Oak.)**
	13.33	Tim Brown (40/3) .....	1990 (Jan. 13, 1991 at L.A.-Raid.)**
	13.00	Jerricho Colchery (26/2) .....	2009 (Jan. 9, 2010 vs. NYJ)*
	10.50	Antwaan Randle El (21/2) .....	2005 (Jan. 8, 2006 vs. Pitt.)*

NOTE: Minimum 2 returns.

## LONGEST PUNT RETURNS

45	John Taylor .....	1988 (Jan. 22, 1989 against S.F.)##
24	Neal Colzie .....	1975 (Dec. 28, 1975 at Oak.)**
20	Neal Colzie .....	1975 (Dec. 28, 1975 at Oak.)**
19	Gerald McNeil .....	1990 (Jan. 6, 1991 vs. Hou.)*
17	(two times)	

## KICKOFF RETURNS

## TOTAL KICKOFF RETURNS

GAME	4	Clarence Davis .....	1975 (Dec. 28, 1975 at Oak.)**
	4	Robb Riddick .....	1981 (Jan. 3, 1982 vs. Buff.)**
	4	James Brooks .....	1981 (Jan. 10, 1982 vs. S.D.)***
	3	(three times)	

## KICKOFF RETURN YARDS

GAME	93	Clarence Davis .....	1975 (Dec. 28, 1975 at Oak.)**
	87	James Brooks .....	1981 (Jan. 10, 1982 vs. S.D.)***
	88	Robb Riddick .....	1981 (Jan. 3, 1982 vs. Buff.)**
	57	Bernard Ford .....	1990 (Jan. 6, 1991 vs. Hou.)*
	54	Brad Smith .....	2009 (Jan. 9, 2010 vs. NYJ)*

## AVERAGE YARDS PER KICKOFF RETURN

GAME	27.00	Brad Smith (54/2) .....	2009 (Jan. 9, 2010 vs. NYJ)*
	24.00	Allen Pinkett (48/2) .....	1990 (Jan. 6, 1991 vs. Hou.)*
	23.50	Danieal Manning (47/2) .....	2012 (Jan. 5, 2013 at Hou.)*
	22.50	Ronnie Harmon (45/2) .....	1988 (Jan. 8, 1989 vs. Buff.)**
	21.75	James Brooks (87/4) .....	1981 (Jan. 10, 1982 vs. S.D.)***

NOTE: Minimum 2 returns.

## LONGEST KICKOFF RETURNS

37	Clarence Davis .....	1975 (Dec. 28, 1975 at Oak.)**
37	Allen Pinkett .....	1990 (Jan. 6, 1991 vs. Hou.)*
36	James Brooks .....	1981 (Jan. 10, 1982 vs. S.D.)***
36	Ike Taylor .....	2005 (Jan. 8, 2006 vs. Pitt.)*
31	Brad Smith .....	2009 (Jan. 9, 2010 vs. NYJ)*

## INTERCEPTIONS

## TOTAL INTERCEPTIONS

GAME	2	Johnny Lynn .....	1982 (Jan. 9, 1983 vs. NYJ)+
	1	(many times)	

## INTERCEPTION RETURN YARDS

GAME	98	Darrol Ray .....	1982 (Jan. 9, 1983 vs. NYJ)+
	40	Johnny Lynn .....	1982 (Jan. 9, 1983 vs. NYJ)+
	30	Shareece Wright .....	2013 (Jan. 5, 2014 vs. S.D.)*
	29	J.J. Watt .....	2011 (Jan. 7, 2012 at Hou.)*
	27	Dwight Hicks .....	1981 (Jan. 24, 1982 against S.F.)#

## LONGEST INTERCEPTION RETURNS

98-td	Darrol Ray .....	1982 (Jan. 9, 1983 vs. NYJ)+
30	Shareece Wright .....	2013 (Jan. 5, 2014 vs. S.D.)*
29-td	J.J. Watt .....	2011 (Jan. 7, 2012 at Hou.)*
27	Dwight Hicks .....	1981 (Jan. 24, 1982 against S.F.)#
26	Johnny Lynn .....	1982 (Jan. 9, 1983 vs. NYJ)+

## SACKS

## TOTAL SACKS

GAME	3	Ted Hendricks .....	1975 (Dec. 28, 1975 at Oak.)**
	3	Greg Townsend .....	1990 (Jan. 13, 1991 at L.A.-Raid.)**
	2	Bob Matheson .....	1973 (Dec. 23, 1973 at Mia.)**
	2	Bruce Smith .....	1988 (Jan. 8, 1989 vs. Buff.)**
	2	Charles Haley .....	1988 (Jan. 22, 1989 against S.F.)##

# OPPONENTS POSTSEASON TEAM RECORDS

## KEY

- \* AFC Wild Card Playoff
- \*\* AFC Divisional Playoff
- \*\*\* AFC Championship
- + AFC First-Round Playoff (Super Bowl Tournament)
- # Super Bowl XVI (at Pontiac, Mich.)
- ## Super Bowl XXIII (at Miami, Fla.)

NOTE: The years listed are the seasons in which playoff berths were earned, not necessarily the calendar years in which playoff games were played.

## SCORING

### POINTS SCORED

GAME	44	1982 (Jan. 9, 1983 vs. NYJ)+
HALF	24	1982 (Jan. 9, 1983 vs. NYJ)+ .....2nd half
QUARTER	21	1982 (Jan. 9, 1983 vs. NYJ)+ .....4th quarter

### TOUCHDOWNS

GAME	5	1982 (Jan. 9, 1983 vs. NYJ)+
HALF	3	1973 (Dec. 23, 1973 at Mia.)** .....1st half
	3	1982 (Jan. 9, 1983 vs. NYJ)+ .....2nd half

### RUSHING TOUCHDOWNS

GAME	2	1973 (Dec. 23, 1973 at Mia.)**
	2	1981 (Jan. 3, 1982 vs. Buff.)**
	2	1982 (Jan. 9, 1983 vs. NYJ)+
	2	2009 (Jan. 9, 2010 vs. NYJ)*
	2	2011 (Jan. 7, 2012 at Hou.)*
	2	2013 (Jan. 5, 2014 vs. S.D.)*
HALF	2	1973 (Dec. 23, 1973 at Mia.)** .....1st half
	2	1982 (Jan. 9, 1983 vs. NYJ)+ .....2nd half

### PASSING TOUCHDOWNS

GAME	3	1975 (Dec. 28, 1975 at Oak.)*
	3	2005 (Jan. 8, 2006 vs. Pitt.)*
HALF	2	1975 (Dec. 28, 1975 at Oak.)* .....1st half
	2	1982 (Jan. 9, 1983 vs. NYJ)+ .....1st half
	2	1988 (Jan. 22, 1989 against S.F.)## .....2nd half
	2	1990 (Jan. 6, 1991 vs. Hou.)* .....2nd half
	2	2005 (Jan. 8, 2006 vs. Pitt.)* .....1st half

### FIELD GOALS

GAME	4	1981 (Jan. 24, 1982 against S.F.)#
	4	2012 (Jan. 5, 2013 at Hou.)*
HALF	3	2012 (Jan. 5, 2013 at Hou.)* .....1st half

## OFFENSE

### FIRST DOWNS

GAME	27	1973 (Dec. 23, 1973 at Mia.)**
	27	1975 (Dec. 28, 1975 at Oak.)*
	27	1982 (Jan. 9, 1983 vs. NYJ)+
HALF	16	1973 (Dec. 23, 1973 at Mia.)** .....1st half
	16	1975 (Dec. 28, 1975 at Oak.)* .....1st half
	16	1988 (Dec. 31, 1988 vs. Sea.)* .....2nd half

### TOTAL NET YARDS

GAME	517	1982 (Jan. 9, 1983 vs. NYJ)+
HALF	285	1982 (Jan. 9, 1983 vs. NYJ)+ .....1st half

### NET YARDS RUSHING

GAME	241	1973 (Dec. 23, 1973 at Mia.)**
HALF	155	1982 (Jan. 9, 1983 vs. NYJ)+ .....2nd half

### RUSHING ATTEMPTS

GAME	52	1973 (Dec. 23, 1973 at Mia.)**
HALF	26	1973 (Dec. 23, 1973 at Mia.)** .....1st half
	26	1973 (Dec. 23, 1973 at Mia.)** .....2nd half
	26	1975 (Dec. 28, 1975 at Oak.)* .....1st half

### NET YARDS PASSING

GAME	341	1988 (Jan. 22, 1989 against S.F.)##
HALF	238	1988 (Jan. 22, 1989 against S.F.)## .....2nd half

### PASSING ATTEMPTS

GAME	50	1988 (Dec. 31, 1988 vs. Sea.)*
HALF	37	1988 (Dec. 31, 1988 vs. Sea.)* .....2nd half

### COMPLETIONS

GAME	29	2012 (Jan. 5, 2013 at Hou.)*
HALF	19	2012 (Jan. 5, 2013 at Hou.)* .....1st half

### PASSES HAD INTERCEPTED

GAME	3	1988 (Jan. 8, 1989 vs. Buff.)*
HALF	2	1981 (Jan. 3, 1982 vs. Buff.)* .....1st half
	2	1981 (Jan. 10, 1982 vs. S.D.)* .....1st half
	2	1988 (Jan. 8, 1989 vs. Buff.)* .....1st half

### SACKS ALLOWED

GAME	4	1988 (Jan. 22, 1989 against S.F.)##
HALF	3	1988 (Dec. 31, 1988 vs. Sea.)* .....2nd half

## DEFENSE

### FEWEST POINTS ALLOWED

GAME	0	1970 (Dec. 26, 1970 at Balt.)*
HALF	0	(seven times)

### FEWEST FIRST DOWNS ALLOWED

GAME	7	1970 (Dec. 26, 1970 at Balt.)*
HALF	2	1970 (Dec. 26, 1970 at Balt.)* .....1st half

### FEWEST TOTAL NET YARDS ALLOWED

GAME	139	1970 (Dec. 26, 1970 at Balt.)*
HALF	21	1970 (Dec. 26, 1970 at Balt.)* .....1st half

### FEWEST NET YARDS RUSHING ALLOWED

GAME	62	1982 (Jan. 9, 1983 vs. NYJ)+
HALF	24	1982 (Jan. 9, 1983 vs. NYJ)+ .....2nd half
	24	2011 (Jan. 7, 2012 at Hou.)* .....2nd half

### FEWEST NET YARDS PASSING ALLOWED

GAME	58	1990 (Jan. 13, 1991 at L.A.-Raid.)*
HALF	-6	2012 (Jan. 5, 2013 at Hou.)* .....1st half

### INTERCEPTIONS

GAME	3	1982 (Jan. 9, 1983 vs. NYJ)+
	3	2011 (Jan. 7, 2012 at Hou.)*
HALF	2	1982 (Jan. 9, 1983 vs. NYJ)+ .....2nd half
	2	1988 (Jan. 8, 1989 vs. Buff.)* .....1st half
	2	2005 (Jan. 8, 2006 vs. Pitt.)* .....2nd half
	2	2011 (Jan. 7, 2012 at Hou.)* .....2nd half
	2	2013 (Jan. 5, 2014 vs. S.D.)* .....2nd half

### SACKS

GAME	5	1975 (Dec. 28, 1975 at Oak.)*
	5	1981 (Jan. 24, 1982 against S.F.)#
	5	1988 (Jan. 22, 1989 against S.F.)##
HALF	4	1982 (Jan. 9, 1983 vs. NYJ)+ .....1st half
	4	1988 (Jan. 22, 1989 against S.F.)## .....2nd half

## MISCELLANEOUS

### MOST PENALTIES INCURRED

GAME	12	1982 (Jan. 9, 1983 vs. NYJ)+
HALF	7	1982 (Jan. 9, 1983 vs. NYJ)+ .....2nd half

### MOST PENALTY YARDS INCURRED

GAME	95	1982 (Jan. 9, 1983 vs. NYJ)+
HALF	72	2011 (Jan. 7, 2012 at Hou.)* .....1st half

### MOST TIME OF POSSESSION

GAME	38:49	2012 (Jan. 5, 2013 at Hou.)*
HALF	22:53	2012 (Jan. 5, 2013 at Hou.)* .....1st half

NOTE: Time of possession was not recorded until 1977, and thus is not available for the Bengals' 1970, '73 and '75 playoff games.

# ALL-TIME POSTSEASON STATISTICS

## ALL-TIME POSTSEASON RECORD: 5-12

DATE	W-L	SCORE	OPPONENT	ATTENDANCE
12-26-70**	L	0-17	at Baltimore	51,127
12-23-73**	L	16-34	at Miami	74,770
12-28-75**	L	28-31	at Oakland	53,039
1-3-82**	W	28-21	BUFFALO	55,420
1-10-82***	W	27-7	SAN DIEGO	46,302
1-24-82#	L	21-26	VS. SAN FRANCISCO	81,270
1-9-83+	L	17-44	N.Y. JETS	57,560
12-31-88**	W	21-13	SEATTLE	58,560
1-8-89***	W	21-10	BUFFALO	59,747
1-22-89##	L	16-20	vs. San Francisco	75,129
1-6-91*	W	41-14	HOUSTON	60,012
1-13-91**	L	10-20	at L.A. Raiders	92,045
1-8-06*	L	17-31	PITTSBURGH	65,870
1-9-10*	L	14-24	N.Y. JETS	63,686
1-7-12*	L	10-31	at Houston	71,725
1-5-13*	L	13-19	at Houston	71,738
1-5-14*	L	10-27	SAN DIEGO	62,277

\* AFC Wild Card Playoff  
 \*\* AFC Divisional Playoff  
 \*\*\* AFC Championship  
 + AFC First-Round Playoff (Super Bowl Tournament)  
 # Super Bowl XVI (at Pontiac, Mich.)  
 ## Super Bowl XXIII (at Miami, Fla.)

TEAM STATISTICS	BENGALS	OPPONENTS
TOTAL FIRST DOWNS	314	333
Rushing	134	145
Passing	152	169
Penalty	28	19
3rd Down: Made-Att.	84-213	84-206
3rd Down: Pct.	39.4	40.8
4th Down: Made-Att.	7-19	3-8
4th Down: Pct.	36.8	37.5
POSSESSION AVG.	(NA)	(NA)
TOTAL NET YARDS	4864	5806
Avg. Per Game	286.1	341.5
Total Plays	1028	1050
Avg. Per Play	4.7	5.5
NET YARDS RUSHING	2040	2545
Avg. Per Game	120.0	149.7
Total Rushes	481	577
NET YARDS PASSING	2824	3261
Avg. Per Game	166.1	191.8
Sacked-Yards Lost	54-343	24-162
Gross Yards	3167	3423
Att.-Completions	493-284	449-265
Completion Pct.	57.6	59.0
Had Intercepted	19	16
PUNTS-AVG.	76-42.1	66-41.7
Net Punting Avg.	36.3	36.7
PENALTIES-YARDS	74-690	93-808
FUMBLES-BALLS LOST	26-9	19-9
TOUCHDOWNS	37	45
Rushing	18	17
Passing	16	26
Returns	3	2

PASSING	ATT	CMP	YDS	CMP%	YDS/ATT	TD	TD%	INT	INT%	LG	SKD-YDS	RAT
Ken Anderson	166	110	1321	66.3	7.96	9	5.4	6	3.6	53	21-116	93.5
Boomer Esiason	99	51	600	51.5	6.06	4	4.0	3	3.0	46	14-104	71.1
Carson Palmer	37	19	212	51.4	5.73	1	2.7	1	2.7	66	3-36	66.5
Jon Kitna	40	24	197	60.0	4.93	1	2.5	2	5.0	24	4-20	60.1
Andy Dalton	123	70	718	56.9	5.84	1	0.8	6	4.9	49	9-50	56.2
Virgil Carter	20	7	64	35.0	3.20	0	0.0	1	5.0	16	3-17	23.8
Jack Thompson	1	1	14	100.0	14.00	0	0.0	0	0.0	14	0-0	118.8
Sam Wyche	1	1	29	100.0	29.00	0	0.0	0	0.0	29	0-0	118.8
Turk Schonert	1	0	0	—	—	0	—	0	—	—	0-0	39.6
Erik Wilhelm	5	1	12	20.0	2.40	0	0.0	0	0.0	12	0-0	39.6
BENGALS	493	284	3167	57.6	6.42	16	3.2	19	3.9	66	54-343	71.6
OPPONENTS	449	265	3423	59.0	7.62	26	5.8	16	3.6	54	24-162	87.5

SCORE BY PERIODS	1	2	3	4	OT	PTS
BENGALS	89	91	54	76	0	310
OPPONENTS	54	129	85	121	0	389

SCORING	TD	TD-R	TD-P	TD-Rt	PAT	FG	S	PTS
Jim Breech	0	0	0	0	25-25	9-11	0	52
Ickey Woods	4	4	0	0	—	—	0	24
Dan Ross	3	0	3	0	—	—	0	18
Charles Alexander	2	2	0	0	—	—	0	12
Cedric Benson	2	2	0	0	—	—	0	12
Isaac Curtis	2	0	2	0	—	—	0	12
Stanford Jennings	2	0	1	1	—	—	0	12
Pete Johnson	2	2	0	0	—	—	0	12
Stanley Wilson	2	2	0	0	—	—	0	12
Horst Muhlmann	0	0	0	0	1-1	3-4	0	10
Mike Nugent	0	0	0	0	2-2	2-3	0	8
Josh Brown	0	0	0	0	1-1	2-2	0	7
Shayne Graham	0	0	0	0	4-4	1-3	0	7
Ken Anderson	1	1	0	0	—	—	0	6
Eric Ball	1	1	0	0	—	—	0	6
Don Bass	1	0	1	0	—	—	0	6
James Brooks	1	0	1	0	—	—	0	6
Laveranues Coles	1	0	1	0	—	—	0	6
Cris Collinsworth	1	0	1	0	—	—	0	6
Neal Craig	1	0	0	1	—	—	0	6
Lenvil Elliott	1	1	0	0	—	—	0	6
Boomer Esiason	1	1	0	0	—	—	0	6
Stan Fritts	1	1	0	0	—	—	0	6
Harold Green	1	0	1	0	—	—	0	6
Jermaine Gresham	1	0	1	0	—	—	0	6
Leon Hall	1	0	0	1	—	—	0	6
M.L. Harris	0	0	1	0	—	—	0	6
T.J. Houshmandzadeh	1	0	1	0	—	—	0	6
Rudi Johnson	1	1	0	0	—	—	0	6
Charlie Joiner	1	0	1	0	—	—	0	6
Eric Kattus	1	0	1	0	—	—	0	6
Dave Green	0	0	0	0	4-4	0-0	0	4
BENGALS	37	18	16	3	37-37	17-23	0	310
OPPONENTS	45	17	26	2	44-45	25-34	0	389

\*\*Two-point conversions: None. BENGALS 0-0 (0-0 R, 0-0 P), OPPONENTS 0-0 (0-0 R, 0-0 P).

Sacks-yards: Jason Buck 4-22, Reggie Williams 3-21, David Grant 3-17, Bob Brown 1-14, Jim Skow 1-10, Carl Zander 1-10, Ross Browner 1-9, Royce Berry 1-8, Steve Chomyszak 1-8, Eddie Edwards 1-7, Reggie Nelson 1-7, David Fulcher 1-6, David Pollack 1-6, Bo Harris 1-5, Geno Atkins 1-0, Vontaze Burfitt 0-5-3, Chris Crocker 0-5-3, (team) 1-6. BENGALS 24-162, OPPONENTS 54-343.

Fumbles-lost: Andy Dalton 3-1, Boomer Esiason 3-1, Archie Griffin 2-2, Cris Collinsworth 2-1, Ira Hillary 2-1, Giovanni Bernard 1-1, Laveranues Coles 1-1, Dan Ross 1-1, Lyle Blackwood 1-0, Rickey Dixon 1-0, David Fulcher 1-0, Stanford Jennings 1-0, Pete Johnson 1-0, Jon Kitna 1-0, Carson Palmer 1-0, Lemar Parrish 1-0, Brad St. Louis 1-0, Brandon Tate 1-0, David Verser 1-0. BENGALS 26-9, OPPONENTS, 19-9.

RUSHING	ATT	YDS	AVG	LG	TD
Ickey Woods	89	391	4.4	30	4
Pete Johnson	61	187	3.1	14	2
Cedric Benson	28	183	6.5	47	2
James Brooks	43	145	3.4	26	0
Charles Alexander	34	125	3.7	20	2
Ken Anderson	19	112	5.9	22	1
BenJarvus Green-Ellis	19	105	5.5	29	0
Boomer Esiason	19	105	5.5	29	1
Boobie Clark	15	86	5.7	15	0
Stanley Wilson	12	74	6.2	20	2
Andy Dalton	12	58	4.8	15	0
Rudi Johnson	13	56	4.3	20	1
Harold Green	11	55	5.0	12	0
Eric Ball	12	47	3.9	14	1
Giovani Bernard	12	45	3.8	12	0
Lenvil Elliott	11	40	3.6	9	1
Brian Leonard	4	36	9.0	19	0
Stanford Jennings	9	31	3.4	10	0
Archie Griffin	5	25	5.0	8	0
Jon Kitna	4	25	6.3	12	0
Paul Robinson	5	25	5.0	9	0
Essex Johnson	7	17	2.4	14	0
Virgil Carter	2	16	8.0	9	0
Stan Fritts	6	14	2.3	6	1
Jess Phillips	10	12	1.2	4	0
Bernard Scott	6	11	1.8	4	0
Dave Lewis	3	10	3.3	9	0
Chris Perry	2	3	1.5	2	0
Cris Collinsworth	1	2	2.0	2	0
Carson Palmer	1	2	2.0	2	0
Kyle Larson	1	0	0.0	0	0
Ed Williams	1	0	0.0	0	0
Isaac Curtis	1	-1	-1.0	-1	0
Erik Wilhelm	3	-2	-0.7	0	0
BENGALS	481	2040	4.2	47	18
OPPONENTS	577	2545	4.4	58	17

RECEIVING	REC	YDS	AVG	LG	TD
Dan Ross	28	333	11.9	26	3
Cris Collinsworth	21	354	16.9	53	1
Jermaine Gresham	14	117	8.4	16	1
Isaac Curtis	13	184	14.2	32	2
A.J. Green	13	161	12.4	45	0
Rodney Holman	11	184	16.7	46	0
Marvin Jones	11	164	14.9	49	0
Lenvil Elliott	10	62	6.2	16	0
Pete Johnson	9	52	5.8	14	0
Eddie Brown	8	87	10.9	23	0
Brian Leonard	8	43	5.4	16	0
Chip Myers	7	133	19.0	37	0
Giovani Bernard	7	73	10.4	17	0
Tim McGee	7	60	8.6	19	0
Steve Kreider	6	119	19.8	42	0
Chad Johnson	6	87	14.5	24	0
James Brooks	6	84	14.0	22	1
Boobie Clark	6	56	9.3	26	0
Laveranues Coles	6	48	8.0	13	1
Andrew Hawkins	6	43	7.2	10	0
Charles Alexander	6	38	6.3	16	0
Chris Perry	6	11	1.8	6	0
Charlie Joiner	5	93	18.6	28	1
Kevin Walter	5	73	14.6	24	0
T.J. Houshmandzadeh	4	25	6.3	8	1
Cedric Benson	4	10	2.5	5	0
Jerome Simpson	3	33	11.0	16	0
Bernard Scott	3	29	9.7	11	0
Quan Cosby	3	26	8.7	14	0
Stanford Jennings	3	23	7.7	12	1
Jim Riggs	3	18	6.0	13	0
Ickey Woods	3	18	6.0	9	0
Archie Griffin	3	14	4.7	6	0
M.L. Harris	2	28	14.0	20	1
Andre Caldwell	2	25	12.5	13	0
Ryan Whalen	2	24	12.0	20	0
Eric Kattus	2	19	9.5	10	1
Harold Green	2	15	7.5	13	1
Bruce Coslet	2	14	7.0	9	0
Rudi Johnson	2	14	7.0	11	0
Jess Phillips	2	12	6.0	6	0
Matt Schobel	2	11	5.5	8	0
BenJarvus Green-Ellis	2	-9	-4.5	-3	0
Chris Henry	1	66	66.0	66	0
Donald Lee	1	36	36.0	36	0
Ira Hillary	1	17	17.0	17	0
Mohamed Sanu	1	13	13.0	13	0
Mike Barber	1	12	12.0	12	0
Speedy Thomas	1	9	9.0	9	0
Essex Johnson	1	6	6.0	6	0
Reggie Kelly	1	4	4.0	4	0
Don Bass	1	3	3.0	3	1
Bob Trumpy	1	-7	-7.0	7	0
BENGALS	284	3167	11.2	66	16
OPPONENTS	265	3423	12.9	54	26



*(All-time postseason statistics, continued)*

INTERCEPTIONS	NO	YDS	AVG	LG	TD
David Fulcher.....	3	54	18.0	43	0
Ken Riley.....	3	34	11.3	34	0
Eric Thomas.....	2	26	13.0	26	0
Neal Craig.....	1	45	45.0	45	1
Bobby Kemp.....	1	24	24.0	24	0
Leon Hall.....	1	21	21.0	21	1
Bo Harris.....	1	16	16.0	16	0
Louis Breeden.....	1	0	0.0	0	0
Tommy Casanova.....	1	0	0.0	0	0
Solomon Wilcots.....	1	0	0.0	0	0
Lewis Billups.....	1	-3	-3.0	-3	0
BENGALS.....	16	217	13.6	45	2
OPPONENTS.....	19	360	18.9	98	2

PUNTING	NO	YDS	AVG	NET	TB	IN-20	LG	BLK.
Kevin Huber.....	12	570	47.5	41.5	1	4	56	0
Lee Johnson.....	25	1111	44.4	38.6	0	8	64	0
Kyle Larson.....	3	131	43.7	36.7	0	0	51	0
Pat McNally.....	12	487	40.6	37.0	1	2	60	0
Zoltan Mesko.....	3	118	39.3	32.7	1	2	50	0
Dave Lewis.....	15	567	37.8	34.2	1	1	53	0
Dave Green.....	6	215	35.8	21.8	1	0	44	0
BENGALS.....	76	3199	42.1	36.3	5	17	64	0
OPPONENTS.....	66	2752	41.7	36.7	3	15	56	0

PUNT RETURNS	NO	FC	YDS	AVG	LG	TD
Rico Murray.....	1	0	23	23.0	23	0
Tommy Casanova.....	1	0	15	15.0	15	0
Mitchell Price.....	3	0	42	14.0	34	0
Mike Fuller.....	5	2	62	12.4	27	0
Keiwan Ratliff.....	2	0	15	7.5	8	0
Ira Hillary.....	6	1	43	7.2	16	0
Lyle Blackwood.....	1	0	7	7.0	7	0
Lemar Parrish.....	3	1	17	5.7	11	0
Ray Horton.....	1	0	5	5.0	5	0
Brandon Tate.....	8	4	38	4.8	12	0
Rickey Dixon.....	1	0	0	0.0	0	0
Adam Jones.....	1	0	0	0.0	0	0
Quan Cosby.....	0	3	0	—	—	0
Speedy Thomas.....	0	2	0	—	—	0
BENGALS.....	33	13	267	8.1	34	0
OPPONENTS.....	40	16	341	8.5	45	0

KICKOFF RETURNS	NO	YDS	AVG	LG	TD
Bernard Scott.....	2	74	37.0	56	0
Stanford Jennings.....	8	240	30.0	93	1
Brandon Tate.....	7	193	27.6	43	0
Adam Jones.....	4	103	25.8	34	0
Tab Perry.....	5	119	23.8	32	0
Rodney Tate.....	1	22	22.0	22	0
Eric Ball.....	2	42	21.0	28	0
Bernard Jackson.....	3	60	20.0	25	0
James Brooks.....	2	38	19.0	23	0
Brian Leonard.....	3	54	18.0	25	0
Lenvil Elliott.....	1	18	18.0	18	0
David Verser.....	17	302	17.8	40	0
Lemar Parrish.....	2	35	17.5	25	0
Ron Lamb.....	1	17	17.0	17	0
Cedric Peerman.....	2	33	16.5	23	0
Paul Robinson.....	2	29	14.5	24	0
Eddie Brown.....	1	12	12.0	12	0
Ira Hillary.....	3	24	8.0	13	0
Kevin Walter.....	1	8	8.0	8	0
Guy Frazier.....	1	0	0.0	0	0
Archie Griffin.....	1	0	0.0	0	0
BENGALS.....	69	1423	20.6	93	1
OPPONENTS.....	54	1010	18.7	37	0

FIELD GOALS	1-19	20-29	30-39	40-49	50+
Josh Brown.....	0-0	0-0	1-1	1-1	0-0
Jim Breech.....	0-0	3-3	4-5	2-3	0-0
Horst Muhlmann.....	1-1	1-1	0-0	1-1	0-1
Shayne Graham.....	0-0	1-2	0-1	0-0	0-0
Mike Nugent.....	0-0	0-0	1-1	1-1	0-1
BENGALS.....	1-1	5-6	6-8	5-6	0-2
OPPONENTS.....	0-1	13-14	4-5	7-11	1-3

DEFENSE	ST	AT	TT	SKS-YDS	INT-YDS	PD	FF	FR-YDS
(NA**)	—	—	—	—	—	—	—	—
BLOCKED KICKS	BP	BFG	BXP					
Bill Bergey (1970).....	0	1	0					
Sherman White (1975).....	0	1	0					

\* NOTE: It is not possible to accurately list all-time postseason possession averages because time of possession was not recorded until 1977. Postseason possession averages after 1977 are listed in the year-by-year breakdowns on the following pages.

\*\* NOTE: The Bengals' and their opponents' two-point conversion totals listed here were recorded in 2005 and thereafter. Prior to that season, all of the Bengals' playoff appearances had occurred in years in which the two-point conversion did not exist. The two-point conversion, which existed in the AFL when the Bengals were members in 1968 and '69, was not instituted in the NFL until '94.

\*\*\* NOTE: It is not possible to accurately list all-time postseason defensive statistics because the three types of defensive statistics — defense, special teams and miscellaneous — were combined through 1987, but separated in '88 and thereafter. Defensive statistics are, however, listed in each of the year-by-year breakdowns on the following pages. All defensive statistics on the following pages are press box statistics produced at the games.

# 1970 POSTSEASON STATISTICS

## POSTSEASON RECORD: 0-1

HEAD COACH: PAUL BROWN  
REGULAR-SEASON RECORD: 8-6  
(1ST IN AFC CENTRAL)

DATE	W-L	SCORE	OPPONENT	ATTENDANCE
12-26-70**	L	0-17	at Baltimore	51,127

\*\* AFC Divisional Playoff

TEAM STATISTICS	BENGALS	OPPONENTS
TOTAL FIRST DOWNS.....	7	15
Rushing.....	2	12
Passing.....	5	3
Penalty.....	0	0
3rd Down: Made-Att.....	3-14	6-14
3rd Down: Pct.....	21.4	42.9
4th Down: Made-Att.....	0-1	0-0
4th Down: Pct.....	0.0	—
POSSESSION AVG.....	(NA)	(NA)
TOTAL NET YARDS.....	139	299
Avg. Per Game.....	139.0	299.0
Total Plays.....	46	66
Avg. Per Play.....	3.0	4.5
NET YARDS RUSHING.....	63	170
Avg. Per Game.....	63.0	170.0
Total Rushes.....	22	47
NET YARDS PASSING.....	76	129
Avg. Per Game.....	76.0	129.0
Sacked-Yards Lost.....	3-17	2-16
Gross Yards.....	93	145
Att.-Completions.....	21-8	17-6
Completion Pct.....	38.1	35.3
Had Intercepted.....	1	0
PUNTS-AVG.....	8-39.1	6-38.3
Net Punting Avg.....	35.6	37.3
PENALTIES-YARDS.....	1-5	6-63
FUMBLES-BALLS LOST.....	1-0	0-0
TOUCHDOWNS.....	0	2
Rushing.....	0	0
Passing.....	0	2
Returns.....	0	0

SCORE BY PERIODS	1	2	3	4	OT	PTS
BENGALS.....	0	0	0	0	0	0
OPPONENTS.....	7	3	0	7	0	17

SCORING	TD	TD-R	TD-P	TD-RT	PAT	FG	S	PTS
(none).....	0	0	0	0	0-0	0-0	0	0
BENGALS.....	0	0	0	0	0-0	0-1	0	0
OPPONENTS.....	2	0	2	0	2-2	1-3	0	17

Two-point conversions: (NA\*\*).

Fumbles-lost: Lemar Parrish 1-0. BENGALS 1-0, OPPONENTS 0-0.

PASSING	ATT	CMP	YDS	CMP%	YDS/ATT	TD	TD%	INT	INT%	LG	SKD-YDS	RAT
Virgil Carter.....	20	7	64	35.0	3.20	0	0.0	1	5.0	16	3-17	23.8
Sam Wyche.....	1	1	29	100.0	29.00	0	0.0	0	0.0	29	0-0	118.8
BENGALS.....	21	8	93	38.1	4.43	0	0.0	1	4.8	29	3-17	32.4
OPPONENTS.....	17	6	145	35.3	8.53	2	11.8	0	0.0	53	2-16	106.3

RUSHING	ATT	YDS	AVG	LG	TD
Paul Robinson.....	5	25	5.0	9	0
Virgil Carter.....	2	16	8.0	9	0
Jess Phillips.....	10	12	1.2	4	0
Dave Lewis.....	3	10	3.3	9	0
Essex Johnson.....	2	0	0.0	3	0
BENGALS.....	22	63	2.9	9	0
OPPONENTS.....	47	170	3.6	17	0

RECEIVING	REC	YDS	AVG	LG	TD
Chip Myers.....	4	66	16.5	29	0
Jess Phillips.....	2	12	6.0	6	0
Speedy Thomas.....	1	9	9.0	9	0
Essex Johnson.....	1	6	6.0	6	0
BENGALS.....	8	93	11.6	29	0
OPPONENTS.....	6	145	24.2	53	2

INTERCEPTIONS	NO	YDS	AVG	LG	TD
(none).....	0	0	—	—	0
BENGALS.....	0	0	—	—	0
OPPONENTS.....	1	0	0.0	0	0

PUNTING	NO	YDS	AVG	NET	TB	IN-20	LG	BLK.
Dave Lewis.....	8	313	39.1	35.6	0	1	53	0
BENGALS.....	8	313	39.1	35.6	0	1	53	0
OPPONENTS.....	6	230	38.3	37.3	0	0	45	0

PUNT RETURNS	NO	FC	YDS	AVG	LG	TD
Lemar Parrish.....	2	1	6	3.0	3	0
Speedy Thomas.....	0	2	0	—	—	0
BENGALS.....	2	3	6	3.0	3	0
OPPONENTS.....	7	0	28	4.0	10	0

KICKOFF RETURNS	NO	YDS	AVG	LG	TD
Paul Robinson.....	2	29	14.5	24	0
Ron Lamb.....	1	17	17.0	17	0
BENGALS.....	3	46	15.3	24	0
OPPONENTS.....	1	0	0.0	0	0

FIELD GOALS	1-19	20-29	30-39	40-49	50+
Horst Muhlmann.....	0-0	0-0	0-0	0-0	0-1
BENGALS.....	0-0	0-0	0-0	0-0	0-1
OPPONENTS.....	0-0	0-0	0-0	1-2	0-1

Horst Muhlmann: (50B).

Opponents: (50B, 44G, 44WR).

DEFENSE***	ST	AT	TT	SKS-YDS	INT-YDS	PD	FF	FR-YDS
Bill Bergey.....	7	7	14	0-0	0-0	0	(NA)	0-0
Steve Chomyszak.....	5	6	11	1-8	0-0	1	(NA)	0-0
Ken Avery.....	5	4	9	0-0	0-0	0	(NA)	0-0
Al Beauchamp.....	6	2	8	0-0	0-0	0	(NA)	0-0
Royce Berry.....	4	4	8	1-8	0-0	1	(NA)	0-0
Ken Dyer.....	3	5	8	0-0	0-0	0	(NA)	0-0
Mike Reid.....	6	1	7	0-0	0-0	0	(NA)	0-0
Ron Carpenter.....	4	2	6	0-0	0-0	0	(NA)	0-0
Lemar Parrish.....	4	0	4	0-0	0-0	1	(NA)	0-0
Fletcher Smith.....	3	0	3	0-0	0-0	0	(NA)	0-0
Nick Roman.....	2	1	3	0-0	0-0	0	(NA)	0-0
Martin Baccaglio.....	2	0	2	0-0	0-0	0	(NA)	0-0
Ron Lamb.....	1	1	2	0-0	0-0	0	(NA)	0-0
John Guillory.....	1	0	1	0-0	0-0	0	(NA)	0-0
Essex Johnson.....	1	0	1	0-0	0-0	0	(NA)	0-0
Bill Peterson.....	1	0	1	0-0	0-0	0	(NA)	0-0
Ken Riley.....	0	1	1	0-0	0-0	2	(NA)	0-0

BLOCKED KICKS	BP	BFG	BXP
Bill Bergey.....	0	1	0

\* NOTE: Time of possession was not recorded until 1977.

\*\* NOTE: The two-point conversion was not instituted in the NFL until 1994.

\*\*\* NOTE: It was not standard practice to separate the three types of defensive statistics — defense, special teams and miscellaneous — until 1988. Thus, the defensive statistics listed above include the combined totals of all three types. All defensive statistics above are press box statistics produced at the games.

^ NOTE: Forced fumbles were not recorded until 1976.

# 1973 POSTSEASON STATISTICS

## POSTSEASON RECORD: 0-1

HEAD COACH: PAUL BROWN  
REGULAR-SEASON RECORD: 10-4  
(1ST IN AFC CENTRAL)

DATE	W-L	SCORE	OPPONENT	ATTENDANCE
12-23-73**	L	16-34	at Miami	74,770

\*\* AFC Divisional Playoff

TEAM STATISTICS	BENGALS	OPPONENTS
TOTAL FIRST DOWNS.....	11	27
Rushing.....	5	18
Passing.....	6	9
Penalty.....	0	0
3rd Down: Made-Att.....	5-14	10-14
3rd Down: Pct.....	35.7	71.4
4th Down: Made-Att.....	0-0	0-0
4th Down: Pct.....	—	—
POSSESSION AVG.....	*NA	*NA
TOTAL NET YARDS.....	194	400
Avg. Per Game.....	194.0	400.0
Total Plays.....	50	71
Avg. Per Play.....	3.9	5.6
NET YARDS RUSHING.....	97	241
Avg. Per Game.....	97.0	241.0
Total Rushes.....	20	52
NET YARDS PASSING.....	97	159
Avg. Per Game.....	97.0	159.0
Sacked-Yards Lost.....	3-16	0-0
Gross Yards.....	113	159
Att.-Completions.....	27-14	19-11
Completion Pct.....	51.9	57.9
Had Intercepted.....	1	2
PUNTS-AVG.....	7-36.3	2-49.0
Net Punting Avg.....	32.6	36.0
PENALTIES-YARDS.....	2-19	1-5
FUMBLES-BALLS LOST.....	0-0	2-1
TOUCHDOWNS.....	1	4
Rushing.....	0	2
Passing.....	0	2
Returns.....	1	0

SCORE BY PERIODS	1	2	3	4	OT	PTS
BENGALS.....	3	13	0	0	0	16
OPPONENTS.....	14	7	10	3	0	34

SCORING	TD	TD-R	TD-P	TD-RT	PAT	FG	S	PTS
Horst Muhlmann.....	0	0	0	0	1-1	3-3	0	10
Neal Craig.....	1	0	0	1	—	—	0	6
BENGALS.....	1	0	0	1	1-1	3-3	0	16
OPPONENTS.....	4	2	2	0	4-4	2-2	0	34

Two-point conversions: \*\*NA.

Fumbles-lost: None. BENGALS 0-0, OPPONENTS 2-1.

PASSING	ATT	CMP	YDS	CMP%	YDS/ATT	TD	TD%	INT	INT%	LG	SKD-YDS	RAT
Ken Anderson.....	27	14	113	51.9	4.19	0	0.0	1	3.7	18	3-16	47.3
BENGALS.....	27	14	113	51.9	4.19	0	0.0	1	3.7	18	3-16	47.3
OPPONENTS.....	19	11	159	57.9	8.37	2	10.5	2	10.5	48	0-0	80.7

RUSHING	ATT	YDS	AVG	LG	TD
Boobie Clark.....	7	40	5.7	15	0
Ken Anderson.....	3	26	8.7	22	0
Essex Johnson.....	2	17	8.5	14	0
Lenvil Elliott.....	7	15	2.1	5	0
Isaac Curtis.....	1	-1	-1.0	-1	0
BENGALS.....	20	97	4.9	22	0
OPPONENTS.....	52	241	4.6	27	2

RECEIVING	REC	YDS	AVG	LG	TD
Lenvil Elliott.....	9	53	5.9	16	0
Charlie Joiner.....	2	33	16.5	18	0
Boobie Clark.....	2	18	9.0	12	0
Isaac Curtis.....	1	9	9.0	9	0
BENGALS.....	14	113	8.1	18	0
OPPONENTS.....	11	159	14.5	48	2

INTERCEPTIONS	NO	YDS	AVG	LG	TD
Neal Craig.....	1	45	45.0	45t	1
Tommy Casanova.....	1	0	0.0	0	0
BENGALS.....	2	45	22.5	45t	1
OPPONENTS.....	1	19	19.0	19	0

PUNTING	NO	YDS	AVG	NET	TB	IN-20	LG	BLK.
Dave Lewis.....	7	254	36.3	32.6	1	0	50	0
BENGALS.....	7	254	36.3	32.6	1	0	50	0
OPPONENTS.....	2	98	49.0	36.0	0	0	54	0

PUNT RETURNS	NO	FC	YDS	AVG	LG	TD
Tommy Casanova.....	1	0	15	15.0	15	0
Lemar Parrish.....	1	0	11	11.0	11	0
BENGALS.....	2	0	26	13.0	15	0
OPPONENTS.....	2	4	6	3.0	4	0

KICKOFF RETURNS	NO	YDS	AVG	LG	TD
Lemar Parrish.....	1	25	25.0	25	0
Bernard Jackson.....	1	17	17.0	17	0
BENGALS.....	2	42	21.0	25	0
OPPONENTS.....	2	14	7.0	14	0

FIELD GOALS	1-19	20-29	30-39	40-49	50+
Horst Muhlmann.....	1-1	1-1	0-0	1-1	0-0
BENGALS.....	1-1	1-1	0-0	1-1	0-0
OPPONENTS.....	0-0	0-0	0-0	1-1	1-1

Horst Muhlmann: (24G, 46G, 12G).

Opponents: (50G, 46G).

DEFENSE***	ST	AT	TT	SKS-YDS	INT-YDS	PD	^FF	FR-YDS
Bill Bergey.....	7	5	12	0-0	0-0	0	(*NA)	0-0
Ron Carpenter.....	7	5	12	0-0	0-0	0	(*NA)	0-0
Al Beauchamp.....	9	2	11	0-0	0-0	0	(*NA)	0-0
Tommy Casanova.....	9	1	10	0-0	1-0	1	(*NA)	0-0
Royce Berry.....	5	1	6	0-0	0-0	0	(*NA)	0-0
Sherman White.....	5	0	5	0-0	0-0	1	(*NA)	0-0
Ken Riley.....	4	1	5	0-0	0-0	0	(*NA)	0-0
Ken Avery.....	3	2	5	0-0	0-0	0	(*NA)	0-0
Neal Craig.....	3	2	5	0-0	1-45	1	(*NA)	0-0
Lemar Parrish.....	3	2	5	0-0	0-0	0	(*NA)	0-0
Ron Pritchard.....	3	2	5	0-0	0-0	0	(*NA)	0-0
Doug Adams.....	1	0	1	0-0	0-0	0	(*NA)	0-0
Tom DeLeone.....	1	0	1	0-0	0-0	0	(*NA)	0-0
Bernard Jackson.....	1	0	1	0-0	0-0	0	(*NA)	0-0
Jim LeClair.....	1	0	1	0-0	0-0	0	(*NA)	1-0
Bob Trumphy.....	1	0	1	0-0	0-0	0	(*NA)	0-0
Mike Reid.....	0	1	1	0-0	0-0	0	(*NA)	0-0

BLOCKED KICKS	BP	BFG	BXP
(none).....	0	0	0

\* NOTE: Time of possession was not recorded until 1977.

\*\* NOTE: The two-point conversion was not instituted in the NFL until 1994.

\*\*\* NOTE: It was not standard practice to separate the three types of defensive statistics — defense, special teams and miscellaneous — until 1988. Thus, the defensive statistics listed above include the combined totals of all three types. All defensive statistics above are press box statistics produced at the games.

^ NOTE: Forced fumbles were not recorded until 1976.

# 1975 POSTSEASON STATISTICS

## POSTSEASON RECORD: 0-1

HEAD COACH: PAUL BROWN  
REGULAR-SEASON RECORD: 11-3  
(2ND IN AFC CENTRAL: WILD CARD QUALIFIER)

DATE	W-L	SCORE	OPPONENT	ATTENDANCE
12-28-75**	L	28-31	at Oakland	53,039

\*\* AFC Divisional Playoff

TEAM STATISTICS	BENGALS	OPPONENTS
TOTAL FIRST DOWNS.....	17	27
Rushing.....	8	9
Passing.....	6	15
Penalty.....	3	3
3rd Down: Made-Att.....	3-11	6-14
3rd Down: Pct.....	27.3	42.9
4th Down: Made-Att.....	1-2	0-0
4th Down: Pct.....	50.0	—
POSSESSION AVG.....	*NA	*NA
TOTAL NET YARDS.....	258	358
Avg. Per Game.....	258.0	358.0
Total Plays.....	57	75
Avg. Per Play.....	4.5	4.8
NET YARDS RUSHING.....	97	173
Avg. Per Game.....	97.0	173.0
Total Rushes.....	25	51
NET YARDS PASSING.....	161	185
Avg. Per Game.....	161.0	185.0
Sacked-Yards Lost.....	5-40	1-14
Gross Yards.....	201	199
Att.-Completions.....	27-17	23-17
Completion Pct.....	63.0	73.9
Had Intercepted.....	0	1
PUNTS-AVG.....	6-35.8	1-38.0
Net Punting Avg.....	21.8	31.0
PENALTIES-YARDS.....	5-37	7-64
FUMBLES-BALLS LOST.....	1-0	2-1
TOUCHDOWNS.....	4	4
Rushing.....	2	1
Passing.....	2	3
Returns.....	0	0

SCORE BY PERIODS	1	2	3	4	OT	PTS
BENGALS.....	0	7	7	14	0	28
OPPONENTS.....	3	14	7	7	0	31

SCORING	TD	TD-R	TD-P	TD-RT	PAT	FG	S	PTS
Isaac Curtis.....	1	0	1	0	—	—	0	6
Lenvil Elliott.....	1	1	0	0	—	—	0	6
Stan Fritts.....	1	1	0	0	—	—	0	6
Charlie Joiner.....	1	0	1	0	—	—	0	6
Dave Green.....	0	0	0	0	4-4	0-0	0	4
BENGALS.....	4	2	2	0	4-4	0-0	0	28
OPPONENTS.....	4	1	3	0	4-4	1-3	0	31

Two-point conversions: \*NA.

Fumbles-lost: Lyle Blackwood 1-0. BENGALS 1-0, OPPONENTS 2-1.

PASSING	ATT	CMP	YDS	CMP%	YDS/ATT	TD	TD%	INT	INT%	LG	SKD-YDS	RAT
Ken Anderson.....	27	17	201	63.0	7.44	2	7.4	0	0.0	37	5-40	110.3
BENGALS.....	27	17	201	63.0	7.44	2	7.4	0	0.0	37	5-40	110.3
OPPONENTS.....	23	17	199	73.9	8.65	3	13.0	1	4.3	36	1-14	121.2

RUSHING	ATT	YDS	AVG	LG	TD
Boobie Clark.....	8	46	5.8	10	0
Lenvil Elliott.....	4	25	6.3	9	1
Stan Fritts.....	6	14	2.3	6	1
Ken Anderson.....	3	12	4.0	8	0
Essex Johnson.....	3	0	0.0	6	0
Ed Williams.....	1	0	0.0	0	0
BENGALS.....	25	97	3.9	10	2
OPPONENTS.....	51	173	3.4	18	1

RECEIVING	REC	YDS	AVG	LG	TD
Boobie Clark.....	4	38	9.5	26	0
Chip Myers.....	3	67	22.3	37	0
Charlie Joiner.....	3	60	20.0	28	1
Isaac Curtis.....	3	20	6.7	14	1
Bruce Coslet.....	2	14	7.0	9	0
Lenvil Elliott.....	1	9	9.0	9	0
Bob Trumpy.....	1	-7	-7.0	7	0
BENGALS.....	17	201	11.8	37	2
OPPONENTS.....	17	199	11.7	36	3

INTERCEPTIONS	NO	YDS	AVG	LG	TD
Ken Riley.....	1	34	34.0	34	0
BENGALS.....	1	34	34.0	34	0
OPPONENTS.....	0	0	—	—	0

PUNTING	NO	YDS	AVG	NET	TB	IN-20	LG	BLK.
Dave Green.....	6	215	35.8	21.8	1	0	44	0
BENGALS.....	6	215	35.8	21.8	1	0	44	0
OPPONENTS.....	1	38	38.0	31.0	0	0	38	0

PUNT RETURNS	NO	FC	YDS	AVG	LG	TD
Lyle Blackwood.....	1	0	7	7.0	7	0
BENGALS.....	1	0	7	7.0	7	0
OPPONENTS.....	4	0	64	16.0	24	0

KICKOFF RETURNS	NO	YDS	AVG	LG	TD
Bernard Jackson.....	2	43	21.5	25	0
Lenvil Elliott.....	1	18	18.0	18	0
Lemar Parrish.....	1	10	10.0	10	0
BENGALS.....	4	71	17.8	25	0
OPPONENTS.....	5	121	24.2	37	0

FIELD GOALS	1-19	20-29	30-39	40-49	50+
Dave Green.....	0-0	0-0	0-0	0-0	0-0
BENGALS.....	0-0	0-0	0-0	0-0	0-0
OPPONENTS.....	0-0	1-2	0-0	0-1	0-0

Dave Green: (—).

Opponents: (41S, 27G, 21B).

DEFENSE***	ST	AT	TT	SKS-YDS	INT-YDS	PD	*FF	FR-YDS
Jim LeClair.....	13	0	13	0-0	0-0	1	(*NA)	0-0
Bernard Jackson.....	9	0	9	0-0	0-0	1	(*NA)	0-0
Tommy Casanova.....	7	0	7	0-0	0-0	1	(*NA)	0-0
Ron Pritchard.....	7	0	7	0-0	0-0	0	(*NA)	0-0
Ken Riley.....	4	0	4	0-0	1-34	2	(*NA)	0-0
Sherman White.....	4	0	4	0-0	0-0	0	(*NA)	0-0
Al Beauchamp.....	3	0	3	0-0	0-0	0	(*NA)	0-0
Ken Johnson.....	3	0	3	0-0	0-0	0	(*NA)	0-0
Bob Brown.....	2	0	2	1-14	0-0	0	(*NA)	0-0
Ron Carpenter.....	2	0	2	0-0	0-0	0	(*NA)	1-0
Lemar Parrish.....	2	0	2	0-0	0-0	1	(*NA)	0-0
Brad Cousino.....	1	0	1	0-0	0-0	0	(*NA)	0-0
Dave Green.....	1	0	1	0-0	0-0	0	(*NA)	0-0
Bo Harris.....	1	0	1	0-0	0-0	0	(*NA)	0-0
Jack Novak.....	1	0	1	0-0	0-0	0	(*NA)	0-0

BLOCKED KICKS	BP	BFG	BXP
Sherman White.....	0	1	0

\* NOTE: Time of possession was not recorded until 1977.

\*\* NOTE: The two-point conversion was not instituted in the NFL until 1994.

\*\*\* NOTE: It was not standard practice to separate the three types of defensive statistics — defense, special teams and miscellaneous — until 1988. Thus, the defensive statistics listed above include the combined totals of all three types. All defensive statistics above are press box statistics produced at the games.

^ NOTE: Forced fumbles were not recorded until 1976.

# 1981 POSTSEASON STATISTICS

## POSTSEASON RECORD: 2-1

HEAD COACH: FORREST GREGG  
REGULAR-SEASON RECORD: 12-4  
(1ST IN AFC CENTRAL)

DATE	W-L	SCORE	OPPONENT	ATTENDANCE
1-3-82**	W	28-21	BUFFALO	55,420
1-10-82***	W	27-7	SAN DIEGO	46,302
1-24-82#	L	21-26	VS. SAN FRANCISCO	81,270

\*\* AFC Divisional Playoff

\*\*\* AFC Championship

# Super Bowl XVI (at Pontiac, Mich.)

TEAM STATISTICS	BENGALS	OPPONENTS
TOTAL FIRST DOWNS.....	65	59
Rushing.....	26	31
Passing.....	33	24
Penalty.....	6	4
3rd Down: Made-Att.....	17-34	16-36
3rd Down: Pct.....	50.0	44.4
4th Down: Made-Att.....	1-2	0-0
4th Down: Pct.....	50.0	—
POSSESSION AVG.....	30:28	29:32
TOTAL NET YARDS.....	979	912
Avg. Per Game.....	326.3	304.0
Total Plays.....	180	183
Avg. Per Play.....	5.4	5.0
NET YARDS RUSHING.....	351	389
Avg. Per Game.....	117.0	129.7
Total Rushes.....	93	99
NET YARDS PASSING.....	628	523
Avg. Per Game.....	209.3	174.3
Sacked-Yards Lost.....	9-39	3-21
Gross Yards.....	667	544
Att.-Completions.....	78-54	81-44
Completion Pct.....	69.2	54.3
Had Intercepted.....	2	4
PUNTS-AVG.....	10-40.1	9-41.1
Net Punting Avg.....	36.0	34.2
PENALTIES-YARDS.....	16-126	16-136
FUMBLES-BALLS LOST.....	5-3	6-3
TOUCHDOWNS.....	10	6
Rushing.....	5	3
Passing.....	5	3
Returns.....	0	0

SCORE BY PERIODS	1	2	3	4	OT	PTS
BENGALS.....	24	7	17	28	0	76
OPPONENTS.....	7	27	7	13	0	54

SCORING	TD	TD-R	TD-P	TD-RT	PAT	FG	S	PTS
Jim Breech.....	0	0	0	0	10-10	2-3	0	16
Charles Alexander.....	2	2	0	0	—	—	0	12
Pete Johnson.....	2	2	0	0	—	—	0	12
Dan Ross.....	2	0	2	0	—	—	0	12
Ken Anderson.....	1	1	0	0	—	—	0	6
Don Bass.....	1	0	1	0	—	—	0	6
Cris Collinsworth.....	1	0	1	0	—	—	0	6
M.L. Harris.....	1	0	1	0	—	—	0	6
BENGALS.....	10	5	5	0	10-10	2-3	0	76
OPPONENTS.....	6	3	3	0	6-6	4-6	0	54

Two-point conversions: \*NA.

Fumbles-lost: Cris Collinsworth 2-1, Archie Griffin 1-1, Dan Ross 1-1, Pete Johnson 1-0. BENGALS 5-3, OPPONENTS 6-3.

PASSING	ATT	CMP	YDS	CMP%	YDS/ATT	TD	TD%	INT	INT%	LG	SKD-YDS	RAT
Ken Anderson.....	77	53	653	68.8	8.48	5	6.5	2	2.6	49	9-39	105.6
Jack Thompson.....	1	1	14	100.0	14.00	0	0.0	0	0.0	14	0-0	118.8
BENGALS.....	78	54	667	69.2	8.55	5	6.4	2	2.6	49	9-39	106.1
OPPONENTS.....	81	44	544	54.3	6.72	3	3.7	4	4.9	54	3-21	67.1

RUSHING	ATT	YDS	AVG	LG	TD
Pete Johnson.....	52	161	3.1	11	2
Charles Alexander.....	27	111	4.1	20t	2
Ken Anderson.....	11	69	6.3	13	1
Archie Griffin.....	2	8	4.0	4	0
Cris Collinsworth.....	1	2	2.0	2	0
BENGALS.....	93	351	3.8	20t	5
OPPONENTS.....	99	389	3.9	44t	3

RECEIVING	REC	YDS	AVG	LG	TD
Dan Ross.....	22	244	11.1	19	2
Cris Collinsworth.....	9	159	17.7	49	1
Isaac Curtis.....	6	92	15.3	22	0
Pete Johnson.....	6	45	7.5	14	0
Charles Alexander.....	6	38	6.3	16	0
Steve Kreider.....	3	78	26.0	42	0
M.L. Harris.....	1	8	8.0	8t	1
Don Bass.....	1	3	3.0	3t	1
BENGALS.....	54	667	12.4	49	5
OPPONENTS.....	44	544	12.4	54	3

INTERCEPTIONS	NO	YDS	AVG	LG	TD
Bobby Kemp.....	1	24	24.0	24	0
Bo Harris.....	1	16	16.0	16	0
Louis Breeden.....	1	0	0.0	0	0
Ken Riley.....	1	0	0.0	0	0
BENGALS.....	4	40	10.0	24	0
OPPONENTS.....	2	52	26.0	27	0

PUNTING	NO	YDS	AVG	NET	TB	IN-20	LG	BLK.
Pat McInally.....	10	401	40.1	36.0	1	2	60	0
BENGALS.....	10	401	40.1	36.0	1	2	60	0
OPPONENTS.....	9	370	41.1	34.2	0	0	50	0

PUNT RETURNS	NO	FC	YDS	AVG	LG	TD
Mike Fuller.....	5	2	62	12.4	27	0
BENGALS.....	5	2	62	12.4	27	0
OPPONENTS.....	4	1	21	5.3	7	0

KICKOFF RETURNS	NO	YDS	AVG	LG	TD
David Verser.....	10	186	18.6	40	0
Guy Frazier.....	1	0	0.0	0	0
Archie Griffin.....	1	0	0.0	0	0
BENGALS.....	12	186	15.5	40	0
OPPONENTS.....	14	254	18.1	36	0

FIELD GOALS	1-19	20-29	30-39	40-49	50+
Jim Breech.....	0-0	0-0	2-3	0-0	0-0
BENGALS.....	0-0	0-0	2-3	0-0	0-0
OPPONENTS.....	0-0	3-3	0-1	1-1	0-1

Jim Breech: (33B), (31G, 38G), (—).

Opponents: (—), (37S, 50S), (22G, 26G, 40G, 23G).

DEFENSE**	ST	AT	TT	SKS-YDS	INT-YDS	PD	FF	FR-YDS
Ross Browner.....	20	4	24	1-9	0-0	0	0	1-0
Reggie Williams.....	12	7	19	0-0	0-0	3	1	0-0
Bryan Hicks.....	14	4	18	0-0	0-0	2	1	0-0
Bo Harris.....	13	5	18	1-5	1-16	1	0	0-0
Glenn Cameron.....	9	9	18	0-0	0-0	3	1	0-0
Louis Breeden.....	14	1	15	0-0	1-0	7	0	0-0
Bobby Kemp.....	9	6	15	0-0	1-24	7	0	0-0
Jim LeClair.....	6	6	12	0-0	0-0	3	0	0-0
Eddie Edwards.....	5	3	8	1-7	0-0	0	0	0-0
Ken Riley.....	6	1	7	0-0	1-0	6	0	0-0
Wilson Whitley.....	4	3	7	0-0	0-0	0	0	0-0
Ray Griffin.....	6	0	6	0-0	0-0	1	0	0-0
Tom Dinkel.....	3	3	6	0-0	0-0	0	0	0-0
Rick Razzano.....	4	0	4	0-0	0-0	0	1	0-0
Mike St. Clair.....	2	2	4	0-0	0-0	0	0	0-0
Oliver Davis.....	1	2	3	0-0	0-0	0	0	0-0
Mike Fuller.....	2	0	2	0-0	0-0	0	0	0-0
Guy Frazier.....	1	1	2	0-0	0-0	0	0	0-0
John Simmons.....	1	1	2	0-0	0-0	0	0	1-0
Jim Breech.....	1	0	1	0-0	0-0	0	0	0-0
Jim Hargrove.....	1	0	1	0-0	0-0	0	0	0-0
Max Montoya.....	1	0	1	0-0	0-0	0	1	0-0
David Verser.....	1	0	1	0-0	0-0	0	0	0-0
Mike Wilson.....	1	0	1	0-0	0-0	0	0	0-0
Blair Bush.....	0	1	1	0-0	0-0	0	0	0-0
Don Bass.....	0	0	0	0-0	0-0	1	0	1-0

BLOCKED KICKS	BP	BFG	BXP
(none).....	0	0	0

\* NOTE: The two-point conversion was not instituted in the NFL until 1994.

\*\* NOTE: It was not standard practice to separate the three types of defensive statistics — defense, special teams and miscellaneous — until 1988. Thus, the defensive statistics listed above include the combined totals of all three types. All defensive statistics above are press box statistics produced at the games.



# 1982 POSTSEASON STATISTICS

## POSTSEASON RECORD: 0-1

HEAD COACH: FORREST GREGG  
REGULAR-SEASON RECORD: 7-2  
(3RD IN AFC)

DATE	W-L	SCORE	OPPONENT	ATTENDANCE
1-9-83+	L	17-44	N.Y. JETS	57,560

+ AFC First-Round Playoff (Super Bowl Tournament)

TEAM STATISTICS		BENGALS	OPPONENTS
TOTAL FIRST DOWNS	.....23	27	
Rushing	.....3	12	
Passing	.....18	13	
Penalty	.....2	2	
3rd Down: Made-Att	.....7-10	6-9	
3rd Down: Pct	.....70.0	66.7	
4th Down: Made-Att	.....0-0	0-0	
4th Down: Pct	.....—	—	
POSSESSION AVG	.....31:16	28:44	
TOTAL NET YARDS	.....395	517	
Avg. Per Game	.....395.0	517.0	
Total Plays	.....61	63	
Avg. Per Play	.....6.5	8.2	
NET YARDS RUSHING	.....62	234	
Avg. Per Game	.....62.0	234.0	
Total Rushes	.....21	34	
NET YARDS PASSING	.....333	283	
Avg. Per Game	.....333.0	283.0	
Sacked-Yards Lost	.....4-21	0-0	
Gross Yards	.....354	283	
Att.-Completions	.....36-26	29-21	
Completion Pct	.....72.2	72.4	
Had Intercepted	.....3	1	
PUNTS-AVG	.....2-43.0	0-0.0	
Net Punting Avg	.....42.0	—	
PENALTIES-YARDS	.....7-60	12-95	
FUMBLES-BALLS LOST	.....2-1	2-1	
TOUCHDOWNS	.....2	5	
Rushing	.....0	2	
Passing	.....2	2	
Returns	.....0	1	

SCORE BY PERIODS	1	2	3	4	OT	PTS
BENGALS	.....14	0	3	0	0	17
OPPONENTS	.....3	17	3	21	0	44

SCORING	TD	TD-R	TD-P	TD-RT	PAT	FG	S	PTS
Isaac Curtis	.....1	0	1	0	—	—	0	6
Dan Ross	.....1	0	1	0	—	—	0	6
Jim Breech	.....0	0	0	0	2-2	1-2	0	5
BENGALS	.....2	0	2	0	2-2	1-2	0	17
OPPONENTS	.....5	2	2	1	5-5	3-3	0	44

Two-point conversions: \*NA

Fumbles-lost: Archie Griffin 1-1, David Verser 1-0. BENGALS 2-1, OPPONENTS 2-1.

PASSING	ATT	CMP	YDS	CMP%	YDS/ATT	TD	TD%	INT	INT%	LG	SKD-YDS	RAT
Ken Anderson	.....35	26	354	74.3	10.11	2	5.7	3	8.6	53	4-21	89.5
Turk Schonert	.....1	0	0	0.0	0.0	0	0.0	0	0.0	—	0-0	39.6
BENGALS	.....36	26	354	72.2	9.83	2	5.6	3	8.3	53	4-21	87.0
OPPONENTS	.....29	21	283	72.4	9.76	2	6.9	1	3.4	49	0-0	111.7

RUSHING	ATT	YDS	AVG	LG	TD
Pete Johnson	.....9	26	2.9	14	0
Archie Griffin	.....3	17	5.7	8	0
Charles Alexander	.....7	14	2.0	6	0
Ken Anderson	.....2	5	2.5	3	0
BENGALS	.....21	62	3.0	14	0
OPPONENTS	.....34	234	6.9	35	2

RECEIVING	REC	YDS	AVG	LG	TD
Cris Collinsworth	.....7	120	17.1	53	0
Dan Ross	.....6	89	14.8	26	1
Isaac Curtis	.....3	63	21.0	32t	1
Steve Kreider	.....3	41	13.7	17	0
Archie Griffin	.....3	14	4.7	6	0
Pete Johnson	.....3	7	2.3	9	0
M.L. Harris	.....1	20	20.0	20	0
BENGALS	.....26	354	13.6	53	2
OPPONENTS	.....21	283	13.5	49	2

INTERCEPTIONS	NO	YDS	AVG	LG	TD
Ken Riley	.....1	0	0.0	0	0
BENGALS	.....1	0	0.0	0	0
OPPONENTS	.....3	138	46.0	98t	1

PUNTING	NO	YDS	AVG	NET	TB	IN-20	LG	BLK.
Pat McNally	.....2	86	43.0	42.0	0	0	45	0
BENGALS	.....2	86	43.0	42.0	0	0	45	0
OPPONENTS	.....0	0	—	—	0	0	—	0

PUNT RETURNS	NO	FC	YDS	AVG	LG	TD
(none)	.....0	0	0	—	—	0
BENGALS	.....0	0	0	—	—	0
OPPONENTS	.....1	1	2	2.0	2	0

KICKOFF RETURNS	NO	YDS	AVG	LG	TD
David Verser	.....7	116	16.6	21	0
Rodney Tate	.....1	22	22.0	22	0
BENGALS	.....8	138	17.3	22	0
OPPONENTS	.....4	69	17.3	20	0

FIELD GOALS	1-19	20-29	30-39	40-49	50+
Jim Breech	.....0-0	1-1	0-0	0-1	0-0
BENGALS	.....0-0	1-1	0-0	0-1	0-0
OPPONENTS	.....0-0	1-1	1-1	1-1	0-0

Jim Breech: (20G, 46WR).

Opponents: (32G, 24G, 47G).

DEFENSE**	ST	AT	TT	SKS-YDS	INT-YDS	PD	FF	FR-YDS
Glenn Cameron	.....8	0	8	0-0	0-0	0	0	0-0
Ross Browner	.....6	2	8	0-0	0-0	0	0	0-0
Reggie Williams	.....6	1	7	0-0	0-0	0	0	0-0
Ken Riley	.....5	1	6	0-0	1-0	1	0	0-0
Ray Griffin	.....5	0	5	0-0	0-0	0	0	0-0
Bobby Kemp	.....5	0	5	0-0	0-0	1	2	0-0
Mike Fuller	.....4	0	4	0-0	0-0	0	0	1-20
Bo Harris	.....4	0	4	0-0	0-0	0	0	0-0
Jim LeClair	.....2	2	4	0-0	0-0	0	0	0-0
Louis Breeden	.....1	2	3	0-0	0-0	0	0	0-0
Eddie Edwards	.....2	0	2	0-0	0-0	0	0	0-0
Bryan Hicks	.....2	0	2	0-0	0-0	0	0	0-0
John Simmons	.....2	0	2	0-0	0-0	0	0	0-0
Oliver Davis	.....1	0	1	0-0	0-0	0	0	0-0
Guy Frazier	.....1	0	1	0-0	0-0	0	0	0-0
Robert Jackson	.....1	0	1	0-0	0-0	0	0	0-0
Anthony Munoz	.....1	0	1	0-0	0-0	0	0	0-0
Dan Ross	.....1	0	1	0-0	0-0	0	0	0-0
David Verser	.....1	0	1	0-0	0-0	0	0	0-0
Wilson Whitley	.....1	0	1	0-0	0-0	1	0	0-0
Rick Razzano	.....0	1	1	0-0	0-0	0	0	0-0

BLOCKED KICKS	BP	BFG	BXP
(none)	.....0	0	0

\* NOTE: The two-point conversion was not instituted in the NFL until 1994.

\*\* NOTE: It was not standard practice to separate the three types of defensive statistics — defense, special teams and miscellaneous — until 1988. Thus, the defensive statistics listed above include the combined totals of all three types. All defensive statistics above are press box statistics produced at the games.

# 1988 POSTSEASON STATISTICS

## POSTSEASON RECORD: 2-1

HEAD COACH: SAM WYCHE  
REGULAR-SEASON RECORD: 12-4  
(1ST IN AFC CENTRAL)

DATE	W-L	SCORE	OPPONENT	ATTENDANCE
12-31-88**	W	21-13	SEATTLE	58,560
1-8-89***	W	21-10	BUFFALO	59,747
1-22-89##	L	16-20	vs. San Francisco	75,129

\*\* AFC Divisional Playoff

\*\*\* AFC Championship

## Super Bowl XXIII (at Miami, Fla.)

### TEAM STATISTICS BENGALS OPPONENTS

TOTAL FIRST DOWNS.....	58	52
Rushing.....	39	9
Passing.....	16	40
Penalty.....	3	3
3rd Down: Made-Att.....	17-41	6-35
3rd Down: Pct.....	41.5	17.1
4th Down: Made-Att.....	1-3	2-5
4th Down: Pct.....	33.3	40.0
POSSESSION AVG.....	35:50	24:10
TOTAL NET YARDS.....	823	928
Avg. Per Game.....	274.3	309.3
Total Plays.....	199	186
Avg. Per Play.....	4.1	5.0
NET YARDS RUSHING.....	535	179
Avg. Per Game.....	178.3	59.7
Total Rushes.....	125	60
NET YARDS PASSING.....	288	749
Avg. Per Game.....	96.0	249.7
Sacked-Yards Lost.....	10-58	10-68
Gross Yards.....	346	817
Att.-Completions.....	64-29	116-61
Completion Pct.....	45.3	52.6
Had Intercepted.....	3	5
PUNTS-AVG.....	17-42.2	16-42.8
Net Punting Avg.....	37.1	39.8
PENALTIES-YARDS.....	13-139	14-127
FUMBLES-BALLS LOST.....	6-2	5-2
TOUCHDOWNS.....	7	5
Rushing.....	5	1
Passing.....	1	4
Returns.....	1	0

### SCORE BY PERIODS

	1	2	3	4	OT	PTS
BENGALS.....	14	24	10	10	0	58
OPPONENTS.....	3	10	3	27	0	43

### SCORING

	TD	TD-R	TD-P	TD-Rt	PAT	FG	S	PTS
Ickey Woods.....	3	0	0	0	—	—	0	18
Jim Breech.....	0	0	0	0	7-7	3-3	0	16
Stanley Wilson.....	2	2	0	0	—	—	0	12
James Brooks.....	1	0	1	0	—	—	0	6
Stanford Jennings.....	1	0	0	1	—	—	0	6
BENGALS.....	7	5	1	1	7-7	3-3	0	58
OPPONENTS.....	5	1	4	0	4-5	3-6	0	43

Two-point conversions: \*NA.

Fumbles-lost: Boomer Esiason 3-1, Ira Hillary 2-1, Rickey Dixon 1-0. BENGALS 6-2, OPPONENTS 5-2.

PASSING	ATT	CMP	YDS	CMP%	YDS/ATT	TD	TD%	INT	INT%	LG	SKD-YDS	RAT
Boomer Esiason.....	64	29	346	45.3	5.41	1	1.6	3	4.7	30	10-58	48.0
BENGALS.....	64	29	346	45.3	5.41	1	1.6	3	4.7	30	10-58	48.0
OPPONENTS.....	116	61	817	52.6	7.04	4	3.4	5	4.3	44	10-68	68.8

RUSHING	ATT	YDS	AVG	LG	TD
Ickey Woods.....	72	307	4.3	30	3
James Brooks.....	26	102	3.9	26	0
Stanley Wilson.....	12	74	6.2	20	2
Boomer Esiason.....	12	37	3.1	29	0
Stanford Jennings.....	3	15	5.0	8	0
BENGALS.....	125	535	4.3	30	5
OPPONENTS.....	60	179	3.0	13	1

RECEIVING	REC	YDS	AVG	LG	TD
Rodney Holman.....	7	82	11.7	24	0
Cris Collinsworth.....	5	75	15.0	30	0
James Brooks.....	5	62	12.4	20	1
Eddie Brown.....	4	55	13.8	23	0
Tim McGee.....	4	37	9.3	18	0
Jim Riggs.....	3	18	6.0	13	0
Ira Hillary.....	1	17	17.0	17	0
BENGALS.....	29	346	11.9	30	1
OPPONENTS.....	61	817	13.4	44	4

INTERCEPTIONS	NO	YDS	AVG	LG	TD
Eric Thomas.....	2	26	13.0	26	0
David Fulcher.....	1	0	0.0	0	0
Solomon Wilcotts.....	1	0	0.0	0	0
Lewis Billups.....	1	-3	-3.0	-3	0
BENGALS.....	5	23	4.6	26	0
OPPONENTS.....	3	25	8.3	25	0

PUNTING	NO	YDS	AVG	NET	TB	IN-20	LG	BLK.
Lee Johnson.....	17	718	42.2	37.1	0	7	63	0
BENGALS.....	17	718	42.2	37.1	0	7	63	0
OPPONENTS.....	16	684	42.8	39.8	0	2	55	0

PUNT RETURNS	NO	FC	YDS	AVG	LG	TD
Ira Hillary.....	6	1	43	7.2	16	0
Ray Horton.....	1	0	5	5.0	5	0
Rickey Dixon.....	1	0	0	0.0	0	0
BENGALS.....	8	1	48	6.0	16	0
OPPONENTS.....	9	2	88	9.8	45	0

KICKOFF RETURNS	NO	YDS	AVG	LG	TD
Stanford Jennings.....	4	154	38.5	93t	1
Ira Hillary.....	3	24	8.0	13	0
James Brooks.....	2	38	19.0	23	0
BENGALS.....	9	216	24.0	93t	1
OPPONENTS.....	11	200	18.2	26	0

FIELD GOALS	1-19	20-29	30-39	40-49	50+
Jim Breech.....	0-0	0-0	1-1	2-2	0-0
BENGALS.....	0-0	0-0	1-1	2-2	0-0
OPPONENTS.....	0-1	0-0	2-2	1-3	0-0

Jim Breech: (-), (-), (34G, 43G, 40G).

Opponents: (-), (43WL, 39G), (41G, 19WL, 32G, 49WR).

DEFENSE**	ST	AT	TT	SKS-YDS	INT-YDS	PD	FF	FR-YDS
Reggie Williams.....	13	4	17	3-21	0-0	0	0	0-0
Solomon Wilcotts.....	12	2	14	0-0	1-0	2	0	0-0
David Fulcher.....	10	3	13	1-6	1-0	4	1	0-0
Tim Krumrie.....	8	5	13	0-0	0-0	0	1	0-0
Lewis Billups.....	9	3	12	0-0	1-(-3)	7	0	0-0
Eric Thomas.....	10	1	11	0-0	2-26	10	0	0-0
Jason Buck.....	6	5	11	3-19	0-0	0	0	0-0
Barney Bussey.....	8	1	9	0-0	0-0	1	0	0-0
Leon White.....	8	1	9	0-0	0-0	0	0	0-0
Carl Zander.....	7	2	9	0-0	0-0	0	0	0-0
Ray Horton.....	6	2	8	0-0	0-0	0	1	0-0
David Grant.....	5	1	6	2-12	0-0	0	0	0-0
Leo Barker.....	4	1	5	0-0	0-0	0	0	0-0
Rickey Dixon.....	4	1	5	0-0	0-0	1	0	0-0
Joe Kelly.....	2	2	4	0-0	0-0	0	0	0-0
Jim Skow.....	2	1	3	1-10	0-0	0	0	2-0
Skip McClendon.....	2	0	2	0-0	0-0	0	0	0-0
Emmanuel King.....	0	1	1	0-0	0-0	0	0	0-0

SPECIAL TEAMS**	ST	AT	TT	FF	FR-YDS	BP	BFG	BXP
Barney Bussey.....	4	0	4	0	0-0	0	0	0
Leo Barker.....	2	2	4	0	0-0	0	0	0
Carl Parker.....	3	0	3	0	0-0	0	0	0
Ed Brady.....	2	1	3	0	0-0	0	0	0
Jim Riggs.....	2	0	2	0	0-0	0	0	0
Daryl Smith.....	2	0	2	0	0-0	0	0	0
Leon White.....	2	0	2	0	0-0	0	0	0
Ray Horton.....	1	0	1	0	0-0	0	0	0
Stanley Wilson.....	1	0	1	0	0-0	0	0	0
Stanford Jennings.....	0	1	1	0	0-0	0	0	0
Emmanuel King.....	0	1	1	0	0-0	0	0	0

### MISCELLANEOUS DEFENSE\*\*

ST	AT	TT	FF	FR-YDS
Eddie Brown.....	1	0	1	0
Rodney Holman.....	1	0	1	0

\* NOTE: The two-point conversion was not instituted in the NFL until 1994.

\*\* NOTE: All defensive statistics above are press box statistics produced at the games.

# 1990 POSTSEASON STATISTICS

## POSTSEASON RECORD: 1-1

HEAD COACH: SAM WYCHE  
REGULAR-SEASON RECORD: 9-7  
(1ST IN AFC CENTRAL)

DATE	W-L	SCORE	OPPONENT	ATTENDANCE
1-6-91*	W	41-14	HOUSTON	60,012
1-13-91**	L	10-20	at L.A. Raiders	92,045

\* AFC Wild Card Playoff  
\*\* AFC Divisional Playoff

TEAM STATISTICS	BENGALS	OPPONENTS
TOTAL FIRST DOWNS	36	33
Rushing	22	15
Passing	12	18
Penalty	2	0
3rd Down: Made-Att.	9-25	7-20
3rd Down: Pct.	36.0	35.0
4th Down: Made-Att.	2-2	1-2
4th Down: Pct.	100.0	50.0
POSSESSION AVG.	34:01	25:59
TOTAL NET YARDS	531	615
Avg. Per Game	265.5	307.5
Total Plays	117	103
Avg. Per Play	4.5	6.0
NET YARDS RUSHING	311	302
Avg. Per Game	155.5	151.0
Total Rushes	73	45
NET YARDS PASSING	220	313
Avg. Per Game	110.0	156.5
Sacked-Yards Lost	4-46	4-24
Att.-Completions	40-23	54-27
Completion Pct.	57.5	50.0
Had Intercepted	0	2
PUNTS-AVG.	8-49.1	8-41.9
Net Punting Avg.	41.8	34.1
PENALTIES-YARDS	5-45	5-33
FUMBLES-BALLS LOST	2-0	2-1
TOUCHDOWNS	6	4
Rushing	3	0
Passing	3	4
Returns	0	0

SCORE BY PERIODS	1	2	3	4	OT	PTS
BENGALS	10	13	14	14	0	51
OPPONENTS	0	7	10	17	0	34

SCORING	TD	TD-R	TD-P	TD-R	PAT	FG	S	PTS
Jim Breech	0	0	0	0	6-6	3-3	0	15
Eric Ball	1	1	0	0	—	—	0	6
Boomer Esiason	1	1	0	0	—	—	0	6
Harold Green	1	0	1	0	—	—	0	6
Stanford Jennings	1	0	1	0	—	—	0	6
Eric Kattus	1	0	1	0	—	—	0	6
Ickey Woods	1	1	0	0	—	—	0	6
BENGALS	6	3	3	0	6-6	3-3	0	51
OPPONENTS	4	0	4	0	4-4	2-2	0	34

Two-point conversions: \*NA.

Fumbles-lost: David Fulcher 1-0, Stanford Jennings 1-0.  
BENGALS 2-0, OPPONENTS 2-1.

PASSING	ATT	CMP	YDS	CMP%	YDS/ATT	TD	TD%	INT	INT%	LG	SKD-YDS	RAT
Boomer Esiason	35	22	254	62.9	7.26	3	8.6	0	0.0	46	4-46	113.3
Erik Wilhelm	5	1	12	20.0	2.40	0	0.0	0	0.0	12	0-0	39.6
BENGALS	40	23	266	57.5	6.65	3	7.5	0	0.0	46	4-46	102.7
OPPONENTS	54	27	337	50.0	6.24	4	7.4	2	3.7	41	4-24	79.0

RUSHING	ATT	YDS	AVG	LG	TD
Ickey Woods	17	84	4.9	18	1
Boomer Esiason	7	68	9.7	14	1
Harold Green	11	55	5.0	12	0
Eric Ball	12	47	3.9	14	1
James Brooks	17	43	2.5	14	0
Stanford Jennings	6	16	2.7	10	0
Erik Wilhelm	3	-2	-0.7	0	0
BENGALS	73	311	4.3	18	3
OPPONENTS	45	302	6.7	34	0

RECEIVING	REC	YDS	AVG	LG	TD
Rodney Holman	4	102	25.5	46	0
Eddie Brown	4	32	8.0	15	0
Stanford Jennings	3	23	7.7	12	1
Tim McGee	3	23	7.7	19	0
Ickey Woods	3	18	6.0	9	0
Eric Kattus	2	19	9.5	10	1
Harold Green	2	15	7.5	13	1
James Brooks	1	22	22.0	22	0
Mike Barber	1	12	12.0	12	0
BENGALS	23	266	11.6	46	3
OPPONENTS	27	337	12.5	41	4

INTERCEPTIONS	NO	YDS	AVG	LG	TD
David Fulcher	2	54	27.0	43	0
BENGALS	2	54	27.0	43	0
OPPONENTS	0	0	—	—	0

PUNTING	NO	YDS	AVG	NET	TB	IN-20	LG	BLK.
Lee Johnson	8	393	49.1	41.8	0	1	64	0
BENGALS	8	393	49.1	41.8	0	1	64	0
OPPONENTS	8	335	41.9	34.1	1	4	52	0

PUNT RETURNS	NO	FC	YDS	AVG	LG	TD
Mitchell Price	3	0	42	14.0	34	0
BENGALS	3	0	42	14.0	34	0
OPPONENTS	4	2	59	14.8	19	0

KICKOFF RETURNS	NO	YDS	AVG	LG	TD
Stanford Jennings	4	86	21.5	30	0
Eric Ball	2	42	21.0	28	0
Eddie Brown	1	12	12.0	12	0
BENGALS	7	140	20.0	30	0
OPPONENTS	7	132	18.9	37	0

FIELD GOALS	1-19	20-29	30-39	40-49	50+
Jim Breech	0-0	2-2	1-1	0-0	0-0
BENGALS	0-0	2-2	1-1	0-0	0-0
OPPONENTS	0-0	1-1	0-0	1-1	0-0

Jim Breech: (27G, 30G), (27G).

Opponents: (—), (49G, 25G).

DEFENSE**	ST	AT	TT	SKS-YDS	INT-YDS	PD	FF	FR-YDS
Barney Bussey	12	0	12	0-0	0-0	0	0	0-0
Eric Thomas	8	1	9	0-0	0-0	1	0	0-0
David Grant	7	2	9	1-5	0-0	2	0	0-0
David Fulcher	5	4	9	0-0	2-54	4	0	0-0
James Francis	6	2	8	0-0	0-0	1	0	1-0
Tim Krumrie	6	1	7	0-0	0-0	0	0	0-0
Kevin Walker	4	1	5	0-0	0-0	0	0	0-0
Carl Zander	4	1	5	1-10	0-0	1	0	0-0
Lewis Billups	4	0	4	0-0	0-0	1	0	0-0
Rod Jones	3	1	4	0-0	0-0	1	0	0-0
Skip McClendon	3	1	4	0-0	0-0	0	0	0-0
Leon White	3	0	3	0-0	0-0	0	0	0-0
Solomon Wilcotts	1	1	2	0-0	0-0	1	0	0-0
Jason Buck	1	0	1	1-3	0-0	0	0	0-0
Carl Carter	1	0	1	0-0	0-0	0	0	0-0
(team)	—	—	—	1-6	—	—	—	—

SPECIAL TEAMS**	ST	AT	TT	FF	FR-YDS	BP	BFG	BXP
Ed Brady	3	0	3	0	0-0	0	0	0
Carl Zander	1	1	2	0	0-0	0	0	0
Eric Ball	1	0	1	0	0-0	0	0	0
Leo Barker	1	0	1	0	0-0	0	0	0
Barney Bussey	1	0	1	0	0-0	0	0	0
Carl Carter	1	0	1	0	0-0	0	0	0
Mitchell Price	1	0	1	0	0-0	0	0	0
Natu Tuatagaloa	1	0	1	0	0-0	0	0	0
Kevin Walker	0	1	1	0	0-0	0	0	0

MISCELLANEOUS DEFENSE**	ST	AT	TT	FF	FR-YDS
(none)	0	0	0	0	0-0

\* NOTE: The two-point conversion was not instituted in the NFL until 1994.

\*\* NOTE: All defensive statistics above are press box statistics produced at the games.

# 2005 POSTSEASON STATISTICS

## POSTSEASON RECORD: 0-1

HEAD COACH: MARVIN LEWIS  
REGULAR-SEASON RECORD: 11-5  
(1ST IN AFC NORTH)

DATE	W-L	SCORE	OPPONENT	ATTENDANCE
1-8-06*	L	17-31	PITTSBURGH	65,870

\* AFC Wild Card Playoff

TEAM STATISTICS	BENGALS	OPPONENTS
TOTAL FIRST DOWNS.....	19	19
Rushing.....	4	9
Passing.....	13	8
Penalty.....	2	2
3rd Down: Made-Att.....	9-16	6-11
3rd Down Pct.....	56.3	54.5
4th Down: Made-Att.....	0-1	0-0
4th Down Pct.....	0.0	—
POSSESSION AVG.....	31:03	28:57
TOTAL NET YARDS.....	327	346
Avg. Per Game.....	327.0	346.0
Total Plays.....	65	56
Avg. Per Play.....	5.0	6.2
NET YARDS RUSHING.....	84	144
Avg. Per Game.....	84.0	144.0
Total Rushes.....	20	34
NET YARDS PASSING.....	243	202
Avg. Per Game.....	243.0	202.0
Sacked-Yards Lost.....	4-20	1-6
Gross Yards.....	263	208
Att.-Completions.....	41-25	21-14
Completion Pct.....	66.7	66.7
Had Intercepted.....	2	0
PUNTS-AVG.....	3-43.7	3-47.0
Net Punting Avg.....	36.7	35.3
PENALTIES-YARDS.....	7-90	6-39
FUMBLES-BALLS LOST.....	2-0	0-0
TOUCHDOWNS.....	2	4
Rushing.....	1	1
Passing.....	1	3
Returns.....	0	0

SCORE BY PERIODS	1	2	3	4	OT	PTS
BENGALS.....	10	7	0	0	0	17
OPPONENTS.....	0	14	14	3	0	31

SCORING	TD	TD-R	TD-P	TD-RT	K-PAT	FG	S	PTS
T.J. Houshmandzadeh.....	1	0	1	0	—	—	0	6
Rudi Johnson.....	1	1	0	0	—	—	0	6
Shayne Graham.....	0	0	0	0	2-2	1-1	0	5
BENGALS.....	2	1	1	0	2-2	1-1	0	17
OPPONENTS.....	4	1	3	0	4-4	1-1	0	31

Two-point conversions: None. BENGALS 0-0 (0-0 R, 0-0 P),  
OPPONENTS 0-0 (0-0 R, 0-0 P).

Fumbles-lost: Jon Kitna 1-0, Brad St. Louis 1-0. BENGALS 2-0,  
OPPONENTS 0-0.

PASSING	ATT	CMP	YDS	CMP%	YDS/ATT	TD	TD%	INT	INT%	LG	SKD-YDS	RAT
Jon Kitna.....	40	24	197	60.0	4.93	1	2.5	2	5.0	24	4-20	60.1
Carson Palmer.....	1	1	66	100.0	66.00	0	0.0	0	0.0	66	0-0	118.8
BENGALS.....	41	25	263	61.0	6.41	1	2.4	2	4.9	66	4-20	67.4
OPPONENTS.....	21	14	208	66.7	9.90	3	14.3	0	0.0	54	1-6	138.5

RUSHING	ATT	YDS	AVG	LG	TD
Rudi Johnson.....	13	56	4.3	20t	1
Jon Kitna.....	4	25	6.3	12	0
Chris Perry.....	2	3	1.5	2	0
Kyle Larson.....	1	0	0.0	0	0
BENGALS.....	20	84	4.2	20t	1
OPPONENTS.....	34	144	4.2	26	1

RECEIVING	REC	YDS	AVG	LG	TD
Chris Perry.....	6	11	1.8	6	0
Kevin Walter.....	5	73	14.6	24	0
Chad Johnson.....	4	59	14.8	24	0
T.J. Houshmandzadeh.....	4	25	6.3	8	1
Rudi Johnson.....	2	14	7.0	11	0
Matt Schobel.....	2	11	5.5	8	0
Chris Henry.....	1	66	66.0	66	0
Reggie Kelly.....	1	4	4.0	4	0
BENGALS.....	25	263	10.5	66	1
OPPONENTS.....	14	208	14.9	54	3

INTERCEPTIONS	NO	YDS	AVG	LG	TD
(none).....	0	0	—	—	0
BENGALS.....	0	0	—	—	0
OPPONENTS.....	2	31	15.5	22	0

PUNTING	NO	YDS	AVG	NET	TB	IN-20	LG	BLK.
Kyle Larson.....	3	131	43.7	36.7	0	0	51	0
BENGALS.....	3	131	43.7	36.7	0	0	51	0
OPPONENTS.....	3	141	47.0	35.3	1	1	49	0

PUNT RETURNS	NO	FC	YDS	AVG	LG	TD
Keiwan Ratliff.....	2	0	15	7.5	8	0
BENGALS.....	2	0	15	7.5	8	0
OPPONENTS.....	2	0	21	10.5	14	0

KICKOFF RETURNS	NO	YDS	AVG	LG	TD
Tab Perry.....	5	119	23.8	32	0
Kevin Walter.....	1	8	8.0	8	0
BENGALS.....	6	127	21.2	32	0
OPPONENTS.....	4	94	23.5	36	0

FIELD GOALS	1-19	20-29	30-39	40-49	50+
Shayne Graham.....	0-0	1-1	0-0	0-0	0-0
BENGALS.....	0-0	1-1	0-0	0-0	0-0
OPPONENTS.....	0-0	1-1	0-0	0-0	0-0

Shayne Graham: (23G).

Opponents: (21G).

DEFENSE*	ST	AT	TT	SKS-YDS	INT-YDS	PD	FF	FR-YDS
David Pollack.....	5	3	8	1-6	0-0	0	0	0-0
Odell Thurman.....	3	5	8	0-0	0-0	0	0	0-0
Kevin Kaesviharn.....	4	2	6	0-0	0-0	0	0	0-0
Ifeanyi Ohailete.....	4	0	4	0-0	0-0	0	0	0-0
Deltha O'Neal.....	4	0	4	0-0	0-0	1	0	0-0
Tory James.....	3	1	4	0-0	0-0	0	0	0-0
Brian Simmons.....	3	1	4	0-0	0-0	0	0	0-0
Justin Smith.....	3	1	4	0-0	0-0	0	0	0-0
Robert Geathers.....	2	0	2	0-0	0-0	1	0	0-0
Landon Johnson.....	0	2	2	0-0	0-0	0	0	0-0
Bryan Robinson.....	1	0	1	0-0	0-0	0	0	0-0
Rashad Bauman.....	0	1	1	0-0	0-0	0	0	0-0
Hannibal Navies.....	0	1	1	0-0	0-0	0	0	0-0
Shaun Smith.....	0	1	1	0-0	0-0	0	0	0-0

SPECIAL TEAMS*	ST	AT	TT	FF	FR-YDS	BP	BFG	BXP
Tony Stewart.....	2	0	2	0	0-0	0	0	0
Patrick Body.....	1	0	1	0	0-0	0	0	0
Shayne Graham.....	1	0	1	0	0-0	0	0	0
Anthony Mitchell.....	1	0	1	0	0-0	0	0	0
Marcus Wilkins.....	1	0	1	0	0-0	0	0	0

MISCELLANEOUS DEFENSE*	ST	AT	TT	FF	FR-YDS
T.J. Houshmandzadeh.....	2	0	2	0	0-0

\* NOTE: All defensive statistics above are press box statistics produced at the games.

# 2009 POSTSEASON STATISTICS

## POSTSEASON RECORD: 0-1

HEAD COACH: MARVIN LEWIS  
REGULAR-SEASON RECORD: 10-6  
(1ST IN AFC NORTH)

DATE	W-L	SCORE	OPPONENT	ATTENDANCE
1-9-10*	L	14-24	N.Y. JETS	63,686

\* AFC Wild Card Playoff

TEAM STATISTICS	BENGALS	OPPONENTS
TOTAL FIRST DOWNS.....	18	15
Rushing.....	6	7
Passing.....	7	8
Penalty.....	5	0
3rd Down: Made-Att.....	5-14	3-12
3rd Down Pct.....	35.7	25.0
4th Down: Made-Att.....	0-1	0-0
4th Down Pct.....	0.0	—
POSSESSION AVG.....	26:58	33:02
TOTAL NET YARDS.....	281	353
Avg. Per Game.....	281.0	353.0
Total Plays.....	61	56
Avg. Per Play.....	4.6	6.3
NET YARDS RUSHING.....	171	171
Avg. Per Game.....	171.0	171.0
Total Rushes.....	22	41
NET YARDS PASSING.....	110	182
Avg. Per Game.....	110.0	182.0
Sacked-Yards Lost.....	3-36	0-0
Gross Yards.....	146	182
Att.-Completions.....	36-18	15-12
Completion Pct.....	50.0	80.0
Had Intercepted.....	1	0
PUNTS-AVG.....	4-48.0	7-31.4
Net Punting Avg.....	36.5	28.1
PENALTIES-YARDS.....	6-55	9-76
FUMBLES-BALLS LOST.....	2-1	0-0
TOUCHDOWNS.....	2	3
Rushing.....	1	2
Passing.....	1	1
Returns.....	0	0

SCORE BY PERIODS	1	2	3	4	OT	PTS
BENGALS.....	7	0	0	7	0	14
OPPONENTS.....	0	14	7	3	0	24

SCORING	TD	TD-R	TD-P	TD-RT	K-PAT	FG	S	PTS
Cedric Benson.....	1	1	0	0	—	—	0	6
Laveranues Coles.....	1	0	1	0	—	—	0	6
Shayne Graham.....	0	0	0	0	2-2	0-2	0	2
BENGALS.....	2	1	1	0	2-2	0-2	0	14
OPPONENTS.....	3	2	1	0	3-3	1-1	0	24

Two-point conversions: BENGALS 0-0 (0-0 R, 0-0 P),  
OPPONENTS 0-0 (0-0 R, 0-0 P).

Fumbles-lost: Laveranues Coles 1-1, Carson Palmer 1-0.  
BENGALS 2-1, OPPONENTS 0-0.

PASSING	ATT	CMP	YDS	CMP%	YDS/ATT	TD	TD%	INT	INT%	LG	SKD-YDS	RAT
Carson Palmer.....	36	18	146	50.0	4.06	1	2.8	1	2.8	19	3-36	58.3
BENGALS.....	36	18	146	50.0	4.06	1	2.8	1	2.8	19	3-36	58.3
OPPONENTS.....	15	12	182	80.0	12.13	1	6.7	0	0.0	45t	0-0	139.4

RUSHING	ATT	YDS	AVG	LG	TD
Cedric Benson.....	21	169	8.0	47t	1
Carson Palmer.....	1	2	2.0	2	0
BENGALS.....	22	171	7.8	47t	1
OPPONENTS.....	41	171	4.2	39t	2

RECEIVING	REC	YDS	AVG	LG	TD
Laveranues Coles.....	6	48	8.0	13	1
Quan Cosby.....	3	26	8.7	14	0
Cedric Benson.....	3	12	4.0	5	0
Chad Johnson.....	2	28	14.0	19	0
Andre Caldwell.....	2	25	12.5	13	0
Brian Leonard.....	2	7	3.5	6	0
BENGALS.....	18	146	8.1	19	1
OPPONENTS.....	12	182	15.2	45t	1

INTERCEPTIONS	NO	YDS	AVG	LG	TD
(none).....	0	0	—	—	0
BENGALS.....	0	0	—	—	0
OPPONENTS.....	1	20	20.0	20	0

PUNTING	NO	YDS	AVG	NET	TB	IN-20	LG	BLK
Kevin Huber.....	4	192	48.0	36.5	1	0	56	0
BENGALS.....	4	192	48.0	36.5	1	0	56	0
OPPONENTS.....	7	220	31.4	28.1	0	3	37	0

PUNT RETURNS	NO	FC	YDS	AVG	LG	TD
Rico Murray.....	1	0	23	23.0	23	0
Quan Cosby.....	0	3	0	—	—	0
BENGALS.....	1	3	23	23.0	23	0
OPPONENTS.....	2	1	26	13.0	15	0

KICKOFF RETURNS	NO	YDS	AVG	LG	TD
Brian Leonard.....	3	54	18.0	25	0
Bernard Scott.....	2	74	37.0	56	0
BENGALS.....	5	128	25.6	56	0
OPPONENTS.....	3	56	18.7	31	0

FIELD GOALS	1-19	20-29	30-39	40-49	50+
Shayne Graham.....	0-0	0-1	0-1	0-0	0-0
BENGALS.....	0-0	0-1	0-1	0-0	0-0
OPPONENTS.....	0-0	1-1	0-0	0-0	0-0

Shayne Graham: (35WL, 28WR).

Opponents: (20G).

DEFENSE*	ST	AT	TT	SKS-YDS	INT-YDS	PD	FF	FR-YDS
Chinedum Ndukwe.....	7	3	10	0-0	0-0	0	0	0-0
Dhani Jones.....	4	3	7	0-0	0-0	0	0	0-0
Leon Hall.....	4	2	6	0-0	0-0	0	0	0-0
Johnathan Joseph.....	3	2	5	0-0	0-0	0	0	0-0
Tank Johnson.....	2	3	5	0-0	0-0	0	0	0-0
Jonathan Fanene.....	4	0	4	0-0	0-0	0	0	0-0
Chris Crocker.....	3	1	4	0-0	0-0	0	0	0-0
Keith Rivers.....	3	1	4	0-0	0-0	0	0	0-0
Brandon Johnson.....	1	3	4	0-0	0-0	0	2	0-0
Domata Peko.....	1	3	4	0-0	0-0	0	0	0-0
Robert Geathers.....	1	2	3	0-0	0-0	0	0	0-0
Morgan Trent.....	1	1	2	0-0	0-0	0	0	0-0

SPECIAL TEAMS*	ST	AT	TT	FF	FR-YDS	BP	BFG	BXP
Michael Johnson.....	1	1	2	0	0-0	0	0	0
Keith Rivers.....	1	0	1	0	0-0	0	0	0
Dan Skuta.....	1	0	1	0	0-0	0	0	0
Brandon Johnson.....	0	1	1	0	0-0	0	0	0
Brian Leonard.....	0	1	1	0	0-0	0	0	0
Morgan Trent.....	0	1	1	0	0-0	0	0	0

MISCELLANEOUS DEFENSE*	ST	AT	TT	FF	FR-YDS
J.P. Foschi.....	1	0	1	0	0-0
Dennis Roland.....	1	0	1	0	0-0

\* NOTE: All defensive statistics above are press box statistics produced at the games.



# 2011 POSTSEASON STATISTICS

## POSTSEASON RECORD: 0-1

HEAD COACH: MARVIN LEWIS  
REGULAR-SEASON RECORD: 9-7  
(3RD IN AFC NORTH; WILD CARD QUALIFIER)

DATE	W-L	SCORE	OPPONENT	ATTENDANCE
1-7-12*	L	10-31	at Houston	71,725

\* AFC Wild Card Playoff

TEAM STATISTICS	BENGALS	OPPONENTS
TOTAL FIRST DOWNS.....	21	19
Rushing.....	8	9
Passing.....	11	9
Penalty.....	2	1
3rd Down: Made-Att.....	6-13	6-12
3rd Down Pct.....	46.2	50.0
4th Down: Made-Att.....	0-2	0-0
4th Down Pct.....	0.0	—
POSSESSION AVG.....	30:17	29:43
TOTAL NET YARDS.....	300	340
Avg. Per Game.....	300.0	340.0
Total Plays.....	65	57
Avg. Per Play.....	4.6	6.0
NET YARDS RUSHING.....	76	188
Avg. Per Game.....	76.0	188.0
Total Rushes.....	19	35
NET YARDS PASSING.....	224	152
Avg. Per Game.....	224.0	152.0
Sacked-Yards Lost.....	4-33	2-7
Gross Yards.....	257	159
Att.-Completions.....	42-27	20-11
Completion Pct.....	64.3	55.0
Had Intercepted.....	3	0
PUNTS-AVG.....	3-48.3	5-50.2
Net Punting Avg.....	3-44.3	5-42.2
PENALTIES-YARDS.....	3-25	5-87
FUMBLES-BALLS LOST.....	1-0	0-0
TOUCHDOWNS.....	1	4
Rushing.....	1	2
Passing.....	0	1
Returns.....	0	1

SCORE BY PERIODS	1	2	3	4	OT	PTS
BENGALS.....	7	3	0	0	0	10
OPPONENTS.....	7	10	7	7	0	31

SCORING	TD	TD-R	TD-P	TD-RT	K-PAT	FG	S	PTS
Cedric Benson.....	1	1	0	0	—	—	0	6
Mike Nugent.....	0	0	0	0	1-1	1-2	0	4
BENGALS.....	1	1	0	0	1-1	1-2	0	10
OPPONENTS.....	4	2	1	1	4-4	1-1	0	31

Two-point conversions: None. BENGALS 0-0 (0-0 R, 0-0 P),  
OPPONENTS 0-0 (0-0 R, 0-0 P).

Fumbles-lost: Andy Dalton 1-0. BENGALS 1-0, OPPONENTS 0-0.

PASSING	ATT	CMP	YDS	CMP%	YDS/ATT	TD	TD%	INT	INT%	LG	SKD-YDS	RAT
Andy Dalton.....	42	27	257	64.3	6.12	0	0.0	3	7.1	36	4-33	51.4
BENGALS.....	42	27	257	64.3	6.12	0	0.0	3	7.1	36	4-33	51.4
OPPONENTS.....	20	11	159	55.0	7.95	1	5.0	0	0.0	40t	2-7	97.7

RUSHING	ATT	YDS	AVG	LG	TD
Brian Leonard.....	3	34	11.3	19	0
Andy Dalton.....	3	17	5.7	15	0
Cedric Benson.....	7	14	2.0	7	1
Bernard Scott.....	6	11	1.8	4	0
BENGALS.....	19	76	4.0	19	1
OPPONENTS.....	35	188	5.4	42t	2

RECEIVING	REC	YDS	AVG	LG	TD
Brian Leonard.....	6	36	6.0	16	0
A.J. Green.....	5	47	9.4	21	0
Jermaine Gresham.....	5	46	9.2	16	0
Jerome Simpson.....	3	33	11.0	16	0
Bernard Scott.....	3	29	9.7	11	0
Ryan Whalen.....	2	24	12.0	20	0
Donald Lee.....	1	36	36.0	36	0
Andrew Hawkins.....	1	8	8.0	8	0
Cedric Benson.....	1	-2	-2.0	-2	0
BENGALS.....	27	257	9.5	36	0
OPPONENTS.....	11	159	14.5	40t	1

INTERCEPTIONS	NO	YDS	AVG	LG	TD
(none).....	0	0	—	—	0
BENGALS.....	0	0	—	—	0
OPPONENTS.....	3	28	9.3	29t	1

PUNTING	NO	YDS	AVG	NET	TB	IN-20	LG	BLK.
Kevin Huber.....	3	145	48.3	44.3	0	1	55	0
BENGALS.....	3	145	48.3	44.3	0	1	55	0
OPPONENTS.....	5	251	50.2	42.2	1	2	56	0

PUNT RETURNS	NO	FC	YDS	AVG	LG	TD
Brandon Tate.....	3	1	20	6.7	8	0
BENGALS.....	3	1	20	6.7	8	0
OPPONENTS.....	3	0	12	4.0	7	0

KICKOFF RETURNS	NO	YDS	AVG	LG	TD
Brandon Tate.....	1	22	22.0	22	0
BENGALS.....	1	22	22.0	22	0
OPPONENTS.....	0	0	—	—	0

FIELD GOALS	1-19	20-29	30-39	40-49	50+
Mike Nugent.....	0-0	0-0	1-1	0-0	0-1
BENGALS.....	0-0	0-0	1-1	0-0	0-1
OPPONENTS.....	0-0	0-0	1-1	0-0	0-0

Mike Nugent: (50WR, 37G).

Opponents: (39G).

DEFENSE*	ST	AT	TT	SKS-YDS	INT-YDS	PD	FF	FR-YDS
Thomas Howard.....	6	0	6	0-0	0-0	0	0	0-0
Jonathan Fanene.....	5	1	6	0-0	0-0	1	0	0-0
Reggie Nelson.....	5	1	6	1-7	0-0	0	0	0-0
Manny Lawson.....	4	1	5	0-0	0-0	0	0	0-0
Adam Jones.....	4	0	4	0-0	0-0	0	0	0-0
Domata Peko.....	4	0	4	0-0	0-0	0	0	0-0
Geno Atkins.....	3	1	4	1-0	0-0	0	0	0-0
Nate Clements.....	3	0	3	0-0	0-0	1	0	0-0
Robert Geathers.....	2	1	3	0-0	0-0	0	0	0-0
Rey Mauluga.....	1	2	3	0-0	0-0	0	0	0-0
Chris Crocker.....	2	0	2	0-0	0-0	1	0	0-0
Kelly Jennings.....	2	0	2	0-0	0-0	0	0	0-0
Frostee Rucker.....	1	1	2	0-0	0-0	0	0	0-0
Carlos Dunlap.....	1	0	1	0-0	0-0	0	0	0-0
Dan Skuta.....	1	0	1	0-0	0-0	0	0	0-0

SPECIAL TEAMS*	ST	AT	TT	FF	FR-YDS	BP	BFG	BXP
Clark Harris.....	1	0	1	0	0-0	0	0	0
Jerome Miles.....	1	0	1	0	0-0	0	0	0
Gibril Wilson.....	1	0	1	0	0-0	0	0	0

MISCELLANEOUS DEFENSE*	ST	AT	TT	FF	FR-YDS
(none).....	0	0	0	0	0-0

\* NOTE: All defensive statistics above are press box statistics produced at the games.

# 2012 POSTSEASON STATISTICS

## POSTSEASON RECORD: 0-1

HEAD COACH: MARVIN LEWIS  
REGULAR-SEASON RECORD: 10-6  
(2ND IN AFC NORTH; WILD CARD QUALIFIER)

DATE	W-L	SCORE	OPPONENT	ATTENDANCE
1-5-13*	L	13-19	at Houston	71,738

\* AFC Wild Card Playoff

TEAM STATISTICS	BENGALS	OPPONENTS
TOTAL FIRST DOWNS.....	12	24
Rushing.....	5	8
Passing.....	5	13
Penalty.....	2	3
3rd Down: Made-Att.....	0-9	8-17
3rd Down Pct.....	0.0	47.1
4th Down: Made-Att.....	1-2	0-1
4th Down Pct.....	0.0	0.0
POSSESSION AVG.....	21:11	38:49
TOTAL NET YARDS.....	198	420
Avg. Per Game.....	198.0	420.0
Total Plays.....	48	77
Avg. Per Play.....	4.1	5.5
NET YARDS RUSHING.....	80	158
Avg. Per Game.....	80.0	158.0
Total Rushes.....	16	39
NET YARDS PASSING.....	118	262
Avg. Per Game.....	118.0	262.0
Sacked-Yards Lost.....	2-9	0-0
Gross Yards.....	127	262
Att.-Completions.....	30-14	38-29
Completion Pct.....	46.7	76.3
Had Intercepted.....	1	1
PUNTS-AVG.....	5-46.6	3-42.0
Net Punting Avg.....	5-43.8	3-38.0
PENALTIES-YARDS.....	5-51	7-55
FUMBLES-BALLS LOST.....	1-0	0-0
TOUCHDOWNS.....	1	1
Rushing.....	0	1
Passing.....	0	0
Returns.....	1	0

SCORE BY PERIODS	1	2	3	4	OT	PTS
BENGALS.....	0	7	3	3	0	13
OPPONENTS.....	3	6	7	3	0	19

SCORING	TD	TD-R	TD-P	TD-RT	K-PAT	FG	S	PTS
Josh Brown.....	0	0	0	0	1-1	2-2	0	7
Leon Hall.....	1	0	0	1	—	—	0	6
BENGALS.....	1	0	0	1	1-1	2-2	0	13
OPPONENTS.....	1	1	0	0	1-1	4-4	0	19

Two-point conversions: None. BENGALS 0-0 (0-0 R, 0-0 P),  
OPPONENTS 0-0 (0-0 R, 0-0 P).

Fumbles-lost: Brandon Tate 1-0. BENGALS 1-0, OPPONENTS  
0-0.

PASSING	ATT	CMP	YDS	CMP%	YDS/ATT	TD	TD%	INT	INT%	LG	SKD-YDS	RAT
Andy Dalton.....	30	14	127	46.7	4.23	0	0.0	1	3.3	45	2-9	44.7
BENGALS.....	30	14	127	46.7	4.23	0	0.0	1	3.3	45	2-9	44.7
OPPONENTS.....	38	29	262	76.3	6.89	0	0.0	1	2.6	22	0-0	83.4

RUSHING	ATT	YDS	AVG	LG	TD
BenJarvus Green-Ellis.....	11	63	5.7	29	0
Andy Dalton.....	4	15	3.8	12	0
Brian Leonard.....	1	2	2.0	2	0
BENGALS.....	16	80	5.0	29	0
OPPONENTS.....	39	158	4.1	17	1

RECEIVING	REC	YDS	AVG	LG	TD
A.J. Green.....	5	80	16.0	45	0
Marvin Jones.....	3	34	11.3	15	0
Andrew Hawkins.....	2	15	7.5	8	0
Jermaine Gresham.....	2	7	3.5	6	0
BenJarvus Green-Ellis.....	2	-9	-4.5	-3	0
BENGALS.....	14	127	9.1	45	0
OPPONENTS.....	29	262	9.0	22	0

INTERCEPTIONS	NO	YDS	AVG	LG	TD
Leon Hall.....	1	21	21.0	21	1
BENGALS.....	1	21	21.0	21	1
OPPONENTS.....	1	14	14.0	14	0

PUNTING	NO	YDS	AVG	NET	TB	IN-20	LG	BLK
Kevin Huber.....	5	233	46.6	43.8	0	3	53	0
BENGALS.....	5	233	46.6	43.8	0	3	53	0
OPPONENTS.....	3	126	42.0	38.0	0	1	48	0

PUNT RETURNS	NO	FC	YDS	AVG	LG	TD
Brandon Tate.....	2	0	12	6.0	12	0
Adam Jones.....	1	0	0	0.0	0	0
BENGALS.....	3	0	12	4.0	12	0
OPPONENTS.....	2	3	14	7.0	11	0

KICKOFF RETURNS	NO	YDS	AVG	LG	TD
Adam Jones.....	4	103	25.8	34	0
Cedric Peerman.....	1	10	10.0	10	0
Brandon Tate.....	1	43	43.0	43	0
BENGALS.....	6	156	26.0	43	0
OPPONENTS.....	2	47	23.5	26	0

FIELD GOALS	1-19	20-29	30-39	40-49	50+
Josh Brown.....	0-0	0-0	1-1	1-1	0-0
BENGALS.....	0-0	0-0	1-1	1-1	0-0
OPPONENTS.....	0-0	3-3	0-0	1-1	0-0

Josh Brown: (34G, 47G).

Opponents: (48G, 27G, 22G, 24G).

DEFENSE*	ST	AT	TT	SKS-YDS	INT-YDS	PD	FF	FR-YDS
Reggie Nelson.....	9	1	10	0-0	0-0	0	0	0-0
Rey Mualuga.....	6	4	10	0-0	0-0	0	0	0-0
Nate Clements.....	8	1	9	0-0	0-0	0	0	0-0
Terence Newman.....	7	0	7	0-0	0-0	1	0	0-0
Vontaze Burfict.....	4	2	6	0-0	0-0	0	0	0-0
Leon Hall.....	4	0	4	0-0	1-21	1	0	0-0
Pat Sims.....	4	0	4	0-0	0-0	0	0	0-0
Domata Peko.....	3	1	4	0-0	0-0	0	0	0-0
Robert Geathers.....	2	2	4	0-0	0-0	0	0	0-0
Carlos Dunlap.....	2	1	3	0-0	0-0	0	0	0-0
Geno Atkins.....	1	2	3	0-0	0-0	0	0	0-0
Manny Lawson.....	2	0	2	0-0	0-0	0	0	0-0
Michael Johnson.....	1	1	2	0-0	0-0	0	0	0-0
Emmanuel Lamur.....	1	1	2	0-0	0-0	0	0	0-0
Adam Jones.....	1	0	1	0-0	0-0	1	0	0-0
Dan Skuta.....	1	0	1	0-0	0-0	0	0	0-0
Wallace Gilberry.....	0	1	1	0-0	0-0	0	0	0-0

SPECIAL TEAMS*	ST	AT	TT	FF	FR-YDS	BP	BFG	BXP
Ryan Whalen.....	2	0	2	0	0-0	0	0	0
Clark Harris.....	1	0	1	0	0-0	0	0	0
Cedric Peerman.....	1	0	1	0	0-0	0	0	0

MISCELLANEOUS DEFENSE*	ST	AT	TT	FF	FR-YDS
Clint Boling.....	1	0	1	0	0-0

\* NOTE: All defensive statistics above are press box statistics produced at the games.

# 2013 POSTSEASON STATISTICS

## POSTSEASON RECORD: 0-1

HEAD COACH: MARVIN LEWIS  
REGULAR-SEASON RECORD: 11-5  
(1ST IN AFC NORTH)

DATE	W-L	SCORE	OPPONENT	ATTENDANCE
1-5-14*	L	10-27	SAN DIEGO	62,277

\* AFC Wild Card Playoff

TEAM STATISTICS	BENGALS	OPPONENTS
TOTAL FIRST DOWNS.....	27	16
Rushing.....	6	6
Passing.....	20	9
Penalty.....	1	1
3rd Down: Made-Att.....	3-12	4-12
3rd Down Pct.....	25.0	33.3
4th Down: Made-Att.....	1-3	0-0
4th Down Pct.....	33.3	0.0
POSSESSION AVG.....	30:32	29:28
TOTAL NET YARDS.....	439	318
Avg. Per Game.....	439.0	318.0
Total Plays.....	79	57
Avg. Per Play.....	5.6	5.6
NET YARDS RUSHING.....	113	196
Avg. Per Game.....	113.0	196.0
Total Rushes.....	25	40
NET YARDS PASSING.....	326	122
Avg. Per Game.....	326.0	122.0
Sacked-Yards Lost.....	3-8	1-6
Gross Yards.....	334	128
Att.-Completions.....	51-29	16-12
Completion Pct.....	56.9	75.0
Had Intercepted.....	2	0
PUNTS-AVG.....	3-39.3	6-43.2
Net Punting Avg.....	3-32.7	6-42.2
PENALTIES-YARDS.....	4-38	5-28
FUMBLES-BALLS LOST.....	3-2	0-0
TOUCHDOWNS.....	1	3
Rushing.....	0	2
Passing.....	1	1
Returns.....	0	0

SCORE BY PERIODS	1	2	3	4	OT	PTS
BENGALS.....	0	10	0	0	0	10
OPPONENTS.....	7	0	10	10	0	27

SCORING	TD	TD-R	TD-P	TD-R	K-PAT	FG	S	PTS
Gresham.....	1	0	1	0	—	—	0	6
Nugent.....	0	0	0	0	1-1	1-1	0	4
BENGALS.....	1	0	1	0	1-1	1-1	0	10
OPPONENTS.....	3	2	1	0	3-3	2-2	0	27

Two-point conversions: None. BENGALS 0-0 (0-0 R, 0-0 P),  
OPPONENTS 0-0 (0-0 R, 0-0 P).

Fumbles-lost: Andy Dalton 2-1, Giovani Bernard 1-1. BENGALS 3-  
2, OPPONENTS 0-0.

PASSING	ATT	CMP	YDS	CMP%	YDS/ATT	TD	TD%	INT	INT%	LG	SKD-YDS	RAT
Andy Dalton.....	51	29	334	56.9	6.55	1	2.0	2	3.9	49	3-8	67.0
BENGALS.....	51	29	334	56.9	6.55	1	2.0	2	3.9	49	3-8	67.0
OPPONENTS.....	16	12	128	75.0	8.00	1	6.3	0	0.0	33	1-6	118.8

RUSHING	ATT	YDS	AVG	LG	TD
Giovani Bernard.....	12	45	3.8	12	0
BenJarvus Green-Ellis.....	8	42	5.3	12	0
Andy Dalton.....	5	26	5.2	12	0
BENGALS.....	25	113	4.5	12	0
OPPONENTS.....	40	196	4.9	58t	2

RECEIVING	REC	YDS	AVG	LG	TD
Marvin Jones.....	8	130	16.3	49	0
Giovani Bernard.....	7	73	10.4	17	0
Jermaine Gresham.....	7	64	9.1	13	1
A.J. Green.....	3	34	11.3	14	0
Andrew Hawkins.....	3	20	6.7	10	0
Mohamed Sanu.....	1	13	13.0	13	0
BENGALS.....	29	334	11.5	49	1
OPPONENTS.....	12	128	10.7	33	1

INTERCEPTIONS	NO	YDS	AVG	LG	TD
(none).....	0	0	—	—	0
BENGALS.....	0	0	—	—	0
OPPONENTS.....	2	33	16.5	30	0

PUNTING	NO	YDS	AVG	NET	TB	IN-20	LG	BLK.
Zoltan Mesko.....	3	118	39.3	32.7	1	2	50	0
BENGALS.....	3	118	39.3	32.7	1	2	50	0
OPPONENTS.....	6	259	43.2	42.2	0	2	51	0

PUNT RETURNS	NO	FC	YDS	AVG	LG	TD
Brandon Tate.....	3	3	6	2.0	12	0
BENGALS.....	3	3	6	2.0	12	0
OPPONENTS.....	0	2	0	—	—	0

KICKOFF RETURNS	NO	YDS	AVG	LG	TD
Brandon Tate.....	5	128	25.6	33	0
Cedric Peerman.....	1	23	23.0	23	0
BENGALS.....	6	151	25.2	33	0
OPPONENTS.....	1	23	23.0	23	0

FIELD GOALS	1-19	20-29	30-39	40-49	50+
Mike Nugent.....	0-0	0-0	0-0	1-1	0-0
BENGALS.....	0-0	0-0	0-0	1-1	0-0
OPPONENTS.....	0-0	2-2	0-0	0-0	0-0

Mike Nugent: (46G).  
Opponents: (25G, 23G).

DEFENSE*	ST	AT	TT	SKS-YDS	INT-YDS	PD	FF	FR-YDS
Rey Mauluga.....	12	3	15	0-0	0-0	0	0	0-0
Adam Jones.....	7	0	7	0-0	0-0	0	0	0-0
Vontaze Burfict.....	2	5	7	0.5-3	0-0	0	0	0-0
Brandon Thompson.....	3	2	5	0-0	0-0	0	0	0-0
Reggie Nelson.....	4	0	4	0-0	0-0	0	0	0-0
Carlos Dunlap.....	2	2	4	0-0	0-0	0	0	0-0
James Harrison.....	3	0	3	0-0	0-0	0	0	0-0
Wallace Gilberry.....	2	1	3	0-0	0-0	0	0	0-0
George Iloka.....	2	0	2	0-0	0-0	0	0	0-0
Dre Kirkpatrick.....	2	0	2	0-0	0-0	0	0	0-0
Domata Peko.....	2	0	2	0-0	0-0	0	0	0-0
Chris Crocker.....	1	1	2	0.5-3	0-0	0	0	0-0
Michael Johnson.....	1	0	1	0-0	0-0	0	0	0-0

SPECIAL TEAMS*	ST	AT	TT	FF	FR-YDS	BP	BFG	BXP
Vincent Rey.....	1	0	1	0	0-0	0	0	0

MISCELLANEOUS DEFENSE*	ST	AT	TT	FF	FR-YDS
Giovani Bernard.....	1	0	1	0	0-0
Tyler Eifert.....	1	0	1	0	0-0
Marvin Jones.....	1	0	1	0	0-0
Mohamed Sanu.....	1	0	1	0	0-0

\* NOTE: All defensive statistics above are press box statistics produced at the games.

# POSTSEASON GAME SUMMARIES

## 1970 SEASON

### AFC DIVISIONAL PLAYOFF

Baltimore Colts 17, Cincinnati Bengals 0  
Saturday, Dec. 26, 1970 at Memorial Stadium

In their first season in the NFL after two in the American Football League, the Bengals made a furious run to reach the playoffs, winning their last seven games after a 1-6 start and claiming the first AFC Central Division title. But the powerful Colts, who would go on to defeat Dallas in Super Bowl V, were too much for Cincinnati. Legendary Baltimore QB Johnny Unitas threw TD passes to WRs Roy Jefferson and Ed Hinton in the first and fourth quarters, and the Baltimore defense came through on a cold, windy day, limiting Cincinnati to 63 yards rushing and 76 passing. Colts rookie RB Norm Bulaich rushed for 116 yards on 25 carries. Jim O'Brien, the Colts kicker from the University of Cincinnati, kicked a 44-yard FG. O'Brien would wind up making the game-winning FG as time expired in Super Bowl V. Cincinnati's lone scoring attempt, a 50-yard FG try by K Horst Muhlmann, was blocked by LB Ray May.

SCORE BY PERIODS	1	2	3	4	OT	PTS.
Cincinnati.....	0	0	0	0	—	0
Baltimore.....	7	3	0	7	—	17

#### TEAM — SCORING PLAY QTR.-LEFT

Balt. — Jefferson 45 pass from Unitas (O'Brien kick)..... 1:0:59  
Balt. — O'Brien 44 field goal..... 2:7:37  
Balt. — Hinton 53 pass from Unitas (O'Brien kick)..... 4:7:07

Missed FGs: O'Brien (50B, 44WR), Muhlmann (50B).  
Attendance: 51,127. Time: 2:19.

TEAM STATISTICS	CIN.	BALT.
First downs.....	7	15
Third down conversions-attempts.....	3-14	6-14
Total net yards.....	139	299
Net yards rushing.....	63	170
Net yards passing.....	76	129
Pass attempts-completions-interceptions.....	21-8-1	17-6-0
Sacks against-yards lost.....	3-17	2-16
Punts-average.....	8-39.1	6-38.3
Punt returns-yards.....	2-6	7-28
Kickoff returns-yards.....	3-46	1-0
Penalties-yards.....	1-5	6-63
Fumbles-lost.....	1-0	0-0
Time of possession.....	NA	NA

#### RUSHING

CIN.	ATT	YDS	LG	TD	BALT.	ATT	YDS	LG	TD
Robinson	5	25	9	0	Bulaich	25	116	13	0
Carter	2	16	9	0	Nowatzke	10	25	6	0
Phillips	10	12	4	0	Unitas	2	18	17	0
Lewis	3	10	9	0	Hill	3	11	8	0
Johnson	2	0	3	0	Jefferson	3	5	8	0
					Havrilak	3	0	1	0
					Hinton	1	-5	-5	0
TOTALS	22	63	9	0	TOTALS	47	170	17	0

#### PASSING

CIN.	ATT	CMP	YDS	TD-I	BALT.	ATT	CMP	YDS	TD-I
Carter	20	7	64	0-1	Unitas	17	6	145	2-0
Wyche	1	1	29	0-0					
TOTALS	21	8	93	0-1	TOTALS	17	6	145	2-0

#### RECEIVING

CIN.	NO	YDS	LG	TD	BALT.	NO	YDS	LG	TD
Myers	4	66	29	0	Hinton	3	86	53t	1
Phillips	2	12	6	0	Jefferson	2	51	45t	1
Thomas	1	9	9	0	Mackey	1	8	8	0
Johnson	1	6	6	0					
TOTALS	8	93	29	0	TOTALS	6	145	53t	2

#### DEFENSE

Cincinnati (press box stats) — ST-AT-TT: Bergey 7-7-14, Chomyszak 5-6-11, Avery 5-4-9, Beauchamp 6-2-8, Berry 4-4-8, Dyer 3-5-8, Reid 6-1-7, Carpenter 4-2-6, Parrish 4-0-4, Smith 3-0-3, Roman 2-1-3, Baccaglio 2-0-2, Lamb 1-1-2, Guillory 1-0-1, Johnson 1-0-1, Peterson 1-0-1, Riley 0-1-1. SKS.-YDS.: Berry 1-8, Chomyszak 1-8. INT.-YDS.: None. PD: Riley 2, Berry 1, Chomyszak 1, Parrish 1. FF: NA. FR-YDS.: None.

Baltimore (press box stats) — ST-AT-TT: M.Curtis 5-3-8, Volk 6-1-7, May 5-0-5, Hilton 1-4-5, Duncan 3-1-4, Bi.Smith 3-1-4, Logan 2-1-3, Bu.Smith 2-1-3, Hendricks 1-1-2, Miller 1-1-2, Grant 2-0-2, Gardin 1-0-1, Newsome 1-0-1, Nichols 1-0-1. SKS.-YDS.: Bu.Smith 1-9, Miller 1-3, Hilton 0.5-2.5, Bi.Smith 0.5-2.5. INT.-YDS.: M.Curtis 1-0. PD: Duncan 3, Logan 2, Stukes 2, M.Curtis 1, Volk 1. FF: NA. FR-YDS.: None.

## 1973 SEASON

### AFC DIVISIONAL PLAYOFF

Miami Dolphins 34, Cincinnati Bengals 16  
Sunday, Dec. 23, 1973 at the Orange Bowl

As was the case in their first postseason appearance three years earlier, the Bengals lost in the opening playoff round to the team that would go on to win the Super Bowl. The Bengals had tied Pittsburgh at 10-4 atop the AFC Central Division and won the title by virtue of a better AFC record. Miami took the first step toward a Super Bowl VIII win over Minnesota by outgaining Cincinnati 400-194 in net yards and posting 27 first downs to Cincinnati's 11. Cincinnati trailed only 21-16 at halftime after being down 21-3 midway through the second quarter, but the Dolphins shut out Cincinnati in the second half while getting a seven-yard TD pass from QB Bob Griese to TE Jim Mandich and a pair of FGs from K Garo Yepremian. Miami RB Mercury Morris rushed for 106 yards on 20 carries and FB Larry Csonka had 71 yards on 20 carries. The Bengals did not score an offensive TD, getting their only TD on a 45-yard INT return by S Neal Craig. Horst Muhlmann kicked three FGs for Cincinnati.

SCORE BY PERIODS	1	2	3	4	OT	PTS.
Cincinnati.....	3	13	0	0	—	16
Miami.....	14	7	10	3	—	34

#### TEAM — SCORING PLAY QTR.-LEFT

Mia. — Warfield 13 pass from Griese (Yepremian kick)..... 1-9:37  
Cin. — Muhlmann 24 field goal..... 1-5:38  
Mia. — Csonka 1 run (Yepremian kick)..... 1-0:21  
Mia. — Morris 4 run (Yepremian kick)..... 2-7:37  
Cin. — Craig 45 interception return (Muhlmann kick)..... 2-3:26  
Cin. — Muhlmann 46 field goal..... 2-0:08  
Cin. — Muhlmann 12 field goal..... 2-0:04  
Mia. — Mandich 7 pass from Griese (Yepremian kick)..... 3-9:42  
Mia. — Yepremian 50 field goal..... 3-4:48  
Mia. — Yepremian 46 field goal..... 4-11:20

Missed FGs: None. Attendance: 74,770. Time: 2:36.

TEAM STATISTICS	CIN.	MIA.
First downs.....	11	27
Third down conversions-attempts.....	5-14	10-14
Total net yards.....	194	400
Net yards rushing.....	97	241
Net yards passing.....	97	159
Pass attempts-completions-interceptions.....	27-14-1	19-11-2
Sacks against-yards lost.....	3-16	0-0
Punts-average.....	7-36.3	2-49.0
Punt returns-yards.....	2-26	2-6
Kickoff returns-yards.....	2-42	2-14
Penalties-yards.....	2-19	1-5
Fumbles-lost.....	0-0	2-1
Time of possession.....	NA	NA

#### RUSHING

CIN.	ATT	YDS	LG	TD	MIA.	ATT	YDS	LG	TD
Clark	7	40	15	0	Morris	20	106	18	1
Anderson	3	26	22	0	Csonka	20	71	12	1
E.Johnson	2	17	14	0	Klick	10	51	27	0
Elliott	7	15	5	0	Leigh	1	8	8	0
Curtis	1	-1	-1	0	Nottingham	1	5	5	0
TOTALS	20	97	22	0	TOTALS	52	241	27	2

#### PASSING

CIN.	ATT	CMP	YDS	TD-I	MIA.	ATT	CMP	YDS	TD-I
Anderson	27	14	113	0-1	Griese	18	11	159	2-1
					Briscoe	1	0	0	0-1
TOTALS	27	14	113	0-1	TOTALS	19	11	159	2-2

#### RECEIVING

CIN.	NO	YDS	LG	TD	MIA.	NO	YDS	LG	TD
Elliott	9	53	16	0	Warfield	4	95	48	1
Joiner	2	33	18	0	Mandich	3	28	13	1
Clark	2	18	12	0	Klick	3	19	8	0
Curtis	1	9	9	0	Briscoe	1	17	17	0
TOTALS	14	113	18	0	TOTALS	11	159	48	2

#### DEFENSE

Cincinnati (press box stats) — ST-AT-TT: Bergey 7-5-12, Carpenter 7-5-12, Beauchamp 9-2-11, Casanova 9-1-10, Berry 5-1-6, White 5-0-5, Riley 4-1-5, Avery 3-2-5, Craig 3-2-5, Parrish 3-2-5, Pritchard 3-2-5, Adams 1-0-1, DeLeone 1-0-1, Jackson 1-0-1, LeClair 1-0-1, Trumpy 1-0-1, Reid 0-1-1. SKS.-YDS.: None. INT.-YDS.: Craig 1-45, Casanova 1-0. PD: Casanova 1, Craig 1, White 1. FF: NA. FR-YDS.: LeClair 1-0.

Miami (press box stats) — ST-AT-TT: Kolen 6-2-8, Scott 5-2-7, Anderson 5-1-6, Den Herder 5-1-6, Matheson 3-3-6, Bouniconti 3-1-4, Mumphord 2-2-4, Stanfill 2-2-4, Heinz 1-2-3, Bannon 2-0-2, Swift 1-1-2, M.Moore 0-2-2, Babb 1-0-1, Ball 1-0-1, Mandich 1-0-1, Johnson 0-1-1. SKS.-YDS.: Matheson 2-11, Stanfill 1-5. INT.-YDS.: Anderson 1-19. PD: Scott 2, Anderson 1, Johnson 1, Matheson 1. FF: NA. FR-YDS.: None.

## 1975 SEASON

## AFC DIVISIONAL PLAYOFF

Oakland Raiders 31, Cincinnati Bengals 28  
Sunday, Dec. 28, 1975 at Oakland Coliseum

The 1975 Bengals posted the best regular-season winning percentage in franchise history (.786), and they led the NFL in passing yards. But their 11-3 record earned them only a Wild Card spot behind 12-2 Pittsburgh in the AFC Central Division, and they drew a road game at 12-2 Oakland in the first playoff round. QB Ken Stabler, who went on to lead the Raiders to the AFC Championship game for the third straight year, passed for three TDs against Cincinnati. The Bengals closed a 31-14 fourth-quarter deficit to 31-28 with QB Ken Anderson's TD passes of 25 and 14 yards to WRs Charlie Joiner and Isaac Curtis, and Cincinnati had a chance to win after DT Ron Carpenter recovered a Raiders fumble on the Oakland 38 with 4:19 left. But a sack by future Hall-of-Fame LB Ted Hendricks helped the Raiders hold the Bengals without a first down, and after failing on a fourth-down try, the Bengals never regained possession. Stabler completed 17 of 23 attempts for 199 yards, three TDs and just one INT, while the Raiders totaled for 173 yards rushing. Anderson completed 17 of 27 passes for 201 yards, two TDs and no INTs, but was sacked five times.

SCORE BY PERIODS	1	2	3	4	OT	PTS.
Cincinnati.....	0	7	7	14	—	28
Oakland.....	3	14	7	7	—	31

TEAM — SCORING PLAY	QTR.-LEFT
Oak. — Blanda 27 field goal.....	1-2:13
Oak. — Siani 9 pass from Stabler (Blanda kick).....	2-12:53
Cin. — Fritts 1 run (Green kick).....	2-5:50
Oak. — Moore 8 pass from Stabler (Blanda kick).....	2-1:54
Oak. — Banaszak 6 run (Blanda kick).....	3-10:00
Cin. — Elliott 6 run (Green kick).....	3-4:46
Oak. — Casper 2 pass from Stabler (Blanda kick).....	4-13:03
Cin. — Joiner 25 pass from Anderson (Green kick).....	4-10:13
Cin. — Curtis 14 pass from Anderson (Green kick).....	4-5:44

Missed FGs: Blanda (41SH, 21B). Attendance: 53,039. Time: 2:50.

TEAM STATISTICS	CIN.	OAK.
First downs.....	17	27
Third down conversions-attempts.....	3-11	6-14
Total net yards.....	258	358
Net yards rushing.....	97	173
Net yards passing.....	161	185
Pass attempts-completions-interceptions.....	27-17-0	23-17-1
Sacks against-yards lost.....	5-40	1-14
Punts-average.....	6-35.8	1-38.0
Punt returns-yards.....	1-7	4-64
Kickoff returns-yards.....	4-71	5-121
Penalties-yards.....	5-37	7-64
Fumbles-lost.....	1-0	2-1
Time of possession.....	NA	NA

## RUSHING

CIN.	ATT	YDS	LG	TD	OAK.	ATT	YDS	LG	TD
Clark	8	46	10	0	Davis	16	63	18	0
Elliott	4	25	9	1	Banaszak	17	62	18	1
Fritts	6	14	6	1	Hubbard	12	33	8	0
Anderson	3	12	8	0	J. Phillips	3	16	8	0
E. Johnson	3	0	6	0	Van Eeghen	1	3	3	0
Williams	1	0	0	0	Stabler	2	-4	-2	0
TOTALS	25	97	10	2	TOTALS	51	173	18	1

## PASSING

CIN.	ATT	CMP	YDS	TD-I	OAK.	ATT	CMP	YDS	TD-I
Anderson	27	17	201	2-0	Stabler	23	17	199	3-1
TOTALS	27	17	201	2-0	TOTALS	23	17	199	3-1

## RECEIVING

CIN.	NO	YDS	LG	TD	OAK.	NO	YDS	LG	TD
Clark	4	38	26	0	Moore	6	57	17	1
Myers	3	67	37	0	Branch	5	89	36	0
Joiner	3	60	28	1	Siani	3	35	15	1
Curtis	3	20	14t	1	Davis	2	16	10	0
Coslet	2	14	9	0	Casper	1	2	2t	1
Elliott	1	9	9	0					
Trumpy	1	-7	-7	0					
TOTALS	17	201	37	2	TOTALS	17	199	36	3

## DEFENSE

Cincinnati (press box stats) — ST-AT-TT: LeClair 13-0-13, Jackson 9-0-9, Casanova 7-0-7, Pritchard 7-0-7, Riley 4-0-4, White 4-0-4, Beauchamp 3-0-3, K. Johnson 3-0-3, Brown 2-0-2, Carpenter 2-0-2, Parrish 2-0-2, Cousino 1-0-1, Green 1-0-1, Harris 1-0-1, Novak 1-0-1. SKS.-YDS.: Brown 1-14. INT.-YDS.: Riley 1-34. PD: Riley 2, Casanova 1, Jackson 1, LeClair 1, Parrish 1. FF: NA. FR-YDS.: Carpenter 1-0.

Oakland (press box stats) — ST-AT-TT: Hendricks 7-0-7, Johnson 5-0-5, C. Phillips 5-0-5, Irons 4-1-5, Colzie 4-0-4, Thoms 4-0-4, Villapiano 3-1-4, Sistrunk 3-0-3, Thomas 3-0-3, Atkinson 2-0-2, Jones 2-0-2, Tatum 2-0-2, Banaszak 1-0-1, Denney 1-0-1, Van Eeghen 1-0-1. SKS.-YDS.: Hendricks 3-26, Thoms 1-8, Sistrunk 1-6. INT.-YDS.: None. PD: Johnson 3, Colzie 2, Thomas 2, C. Phillips 1, Tatum 1, Villapiano 1. FF: NA. FR-YDS.: None.

## 1981 SEASON

## AFC DIVISIONAL PLAYOFF

Cincinnati Bengals 28, Buffalo Bills 21  
Sunday, Jan. 3, 1982 at Riverfront Stadium

It took four tries, but the AFC Central Division Champion Bengals finally won a playoff game — their first-ever postseason home contest — when they held off a rallying Bills Wild Card team, taking the first step toward Super Bowl XVI. Cincinnati, which failed to produce a postseason win in its first three playoff appearances — in 1970, '73 and '75 — lost leads of 14-0 and 21-14 before eventually winning with what was a solid performance by the entire team. The offense didn't yield a turnover while the defense intercepted two Buffalo passes, and the special teams played soundly the entire game. QB Ken Anderson, who was the NFL's top-rated quarterback and its consensus MVP in the regular season, connected on a 16-yard TD pass to rookie WR Cris Collinsworth with 10:39 remaining in the fourth quarter to break a tie and take a 28-21 lead. The Bills were again poised to tie the game and set up an overtime period after driving 50 yards to the Bengals' 20 with just over three minutes left. But a costly delay-of-game penalty on fourth down led to giving the ball back to Cincinnati, and Buffalo was unable to mount another serious threat. Anderson completed 14 of 21 passes for 192 yards and directed a 305-yard attack, and TE Dan Ross recorded a game-high six receptions for 71 yards. The Bills held Bengals FB Pete Johnson, who had a career-high 1077 rushing yards in the regular season, to just 45 yards on 17 carries. But HB Charles Alexander — Johnson's blocker for the majority of the regular season — responded for Cincinnati with a season-high 72 yards, with two TD runs.

SCORE BY PERIODS	1	2	3	4	OT	PTS.
Buffalo.....	0	7	7	7	—	21
Cincinnati.....	14	0	7	7	—	28

TEAM — SCORING PLAY	QTR.-LEFT
Cin. — Alexander 4 run (Breech kick).....	1-8:56
Cin. — Johnson 1 run (Breech kick).....	1-2:40
Buff. — Cribbs 1 run (Mike-Mayer kick).....	2-0:20
Buff. — Cribbs 44 run (Mike-Mayer kick).....	3-10:23
Cin. — Alexander 20 run (Breech kick).....	3-6:56
Buff. — Butler 21 pass from Ferguson (Mike-Mayer kick).....	4-14:52
Cin. — Collinsworth 16 pass from Anderson (Breech kick).....	4-10:39

Missed FGs: Breech (33B). Attendance: 55,420. Time: 2:50.

TEAM STATISTICS	BUFF.	CIN.
First downs.....	21	22
Third down conversions-attempts.....	3-9	6-11
Total net yards.....	336	305
Net yards rushing.....	134	136
Net yards passing.....	202	169
Pass attempts-completions-interceptions.....	31-15-2	21-14-0
Sacks against-yards lost.....	0-0	4-23
Punts-average.....	3-42.0	4-44.5
Punt returns-yards.....	2-8	1-27
Kickoff returns-yards.....	5-82	4-94
Penalties-yards.....	6-56	5-44
Fumbles-lost.....	0-0	0-0
Time of possession.....	28:19	31:41

## RUSHING

BUFF.	ATT	YDS	LG	TD	CIN.	ATT	YDS	LG	TD
Cribbs	15	90	44t	2	Alexander	13	72	20t	2
Hooks	9	30	7	0	Johnson	17	45	9	1
Leaks	3	12	6	0	Anderson	2	15	13	0
Brown	1	2	2	0	A. Griffin	1	4	4	0
TOTALS	28	134	44t	2	TOTALS	33	136	20t	3

## PASSING

BUFF.	ATT	CMP	YDS	TD-I	CIN.	ATT	CMP	YDS	TD-I
Ferguson	31	15	202	1-2	Anderson	21	14	192	1-0
TOTALS	31	15	202	1-2	TOTALS	21	14	192	1-0

## RECEIVING

BUFF.	NO	YDS	LG	TD	CIN.	NO	YDS	LG	TD
Butler	4	98	54	1	Ross	6	71	18	0
Lewis	3	38	19	0	Johnson	3	23	9	0
Brammer	3	23	11	0	Collinsworth	2	24	16t	1
Leaks	2	16	9	0	Kreider	1	42	42	0
Hooks	2	15	9	0	Curtis	1	22	22	0
Jessie	1	12	12	0	Alexander	1	10	10	0
TOTALS	15	202	54	1	TOTALS	14	192	42	1

## DEFENSE

Buffalo (press box stats) — ST-AT-TT: Haslett 3-6-9, Robertson 5-3-8, Simpson 2-5-7, Villapiano 2-5-7, Freeman 4-2-6, Sanford 3-1-4, Smerlas 2-2-4, White 1-3-4, Kush 1-2-3, Brown 1-1-2, Nixon 1-1-2, Ritcher 1-1-2, Johnson 1-0-1, Jones 1-0-1, Kadish 1-0-1, Romes 1-0-1, C. Williams 1-0-1, Cater 0-1-1, B. Williams 0-1-1. SKS.-YDS.: Johnson 1-NA, Smerlas 1-NA, White 1-NA, B. Williams 1-NA. INT.-YDS.: None. PD: Romes 2, Simpson 2, Freeman 1, Kush 1, Sanford 1. FF: None. FR-YDS.: None.

Cincinnati (press box stats) — ST-AT-TT: B. Harris 6-2-8, Cameron 3-4-7, Williams 2-4-6, Browner 4-1-5, Hicks 3-2-5, LeClair 2-3-5, Edwards 2-2-4, Kemp 0-4-4, Breeden 3-0-3, Dinkel 1-2-3, R. Griffin 2-0-2, Riley 2-0-2, Simmons 1-1-2, Whitley 1-1-2, Davis 0-2-2, Fuller 1-0-1, Verser 1-0-1, Bush 0-1-1. SKS.-YDS.: None. INT.-YDS.: B. Harris 1-16, Riley 1-0. PD: Breeden 4, Kemp 3, Riley 2, Williams 2, Cameron 1, B. Harris 1, LeClair 1. FF: None. FR-YDS.: None.



## 1981 SEASON

## AFC CHAMPIONSHIP

## "The Freezer Bowl"

Cincinnati Bengals 27, San Diego Chargers 7  
Sunday, Jan. 10, 1982 at Riverfront Stadium

This game not only brought the Bengals their first AFC Championship and a berth in Super Bowl XVI, it was played in conditions that made the 46,302 fans on hand feel like champions themselves. With a frigid temperature of minus-9 degrees, winds gusting from 20 to 35 miles per hour and an incredible wind-chill factor of minus-59, this famous game became known as the "Freezer Bowl." To this day, no NFL game has been played with a wind chill so cold. More than 13,000 ticket holders stayed home, but those who came saw the Bengals dominate their opponents from sunny San Diego. The Bengals first attacked them mentally, as every Cincinnati offensive and defensive lineman — along with FB Pete Johnson — took the psychological initiative to tough the cold and play in short sleeves. The teams were relatively even in yards gained with Cincinnati leading 318-301, but the Bengals won the turnover battle 4-0 with two INTs and two FRs. Chargers QB Dan Fouts struggled more in the arctic atmosphere than Bengals QB Ken Anderson, who completed 14 of 22 passes for 161 yards, two TDs and no INTs. Only one player suffered a weather-related injury in the game — Bengals DE Eddie Edwards with a froslitten right ear.

SCORE BY PERIODS	1	2	3	4	OT	PTS.
San Diego .....	0	7	0	0	—	7
Cincinnati .....	10	7	3	7	—	27

TEAM — SCORING PLAY	QTR.-LEFT
Cin. — Breech 31 field goal .....	1-8:05
Cin. — M.Harris 8 pass from Anderson (Breech kick) .....	1-7:06
S.D. — Winslow 33 pass from Fouts (Benirschke kick) .....	2-13:34
Cin. — Johnson 1 run (Breech kick) .....	2-9:57
Cin. — Breech 38 field goal .....	3-7:47
Cin. — Bass 3 pass from Anderson (Breech kick) .....	4-6:52

Missed FGs: Benirschke (37SH, 50SH). Attendance: 46,302. Time: 2:47.

TEAM STATISTICS	S.D.	CIN.
First downs .....	18	19
Third down conversions-attempts .....	5-12	5-11
Total net yards .....	301	318
Net yards rushing .....	128	143
Net yards passing .....	173	175
Pass attempts-completions-interceptions .....	28-15-2	23-15-0
Sacks against-yards lost .....	2-12	0-0
Punts-average .....	2-29.5	3-30.6
Punt returns-yards .....	1-7	0-0
Kickoff returns-yards .....	7-132	1-40
Penalties-yards .....	2-15	3-25
Fumbles-lost .....	4-2	3-1
Time of possession .....	29:42	30:18

RUSHING									
S.D.	ATT	YDS	LG	TD	CIN.	ATT	YDS	LG	TD
Muncie	23	94	11	0	Johnson	21	80	11	1
Brooks	6	23	9	0	Alexander	9	22	4	0
Fouts	1	6	6	0	Anderson	5	39	13	0
Cappelletti	1	5	5	0	Collinsworth	1	2	2	0
TOTALS	31	128	11	0	TOTALS	36	143	13	1

PASSING									
S.D.	ATT	CMP	YDS	TD-I	CIN.	ATT	CMP	YDS	TD-I
Fouts	28	15	185	1-2	Anderson	22	14	161	2-0
					Thompson	1	1	14	0-0
TOTALS	28	15	185	1-2	TOTALS	23	15	175	2-0

RECEIVING									
S.D.	NO	YDS	LG	TD	CIN.	NO	YDS	LG	TD
Chandler	6	79	25	0	Ross	5	69	19	0
Winslow	3	47	33t	1	Alexander	3	25	16	0
Joiner	3	41	21	0	Collinsworth	2	28	16	0
Brooks	2	5	4	0	Curtis	2	28	15	0
Sievers	1	13	13	0	Johnson	1	14	14	0
					M.Harris	1	8	8t	1
					Bass	1	3	3t	1
TOTALS	15	185	33t	1	TOTALS	15	175	19	2

DEFENSE									
San Diego (press box stats) — ST-AT-TT: King 6-3-9, Johnson 7-1-8, Kelcher 5-1-6, Edwards 4-1-5, Lowe 4-0-4, Woodcock 3-1-4, Young 3-1-4, Buchanan 2-1-3, Laslavic 2-1-3, Shaw 2-1-3, M.Williams 2-1-3, Horn 2-0-2, Preston 1-1-2, Fouts 1-0-1, Jones 1-0-1, Ferguson 0-1-1. SKS.-YDS.: None. INT.-YDS.: None. PD: Shaw 2, Buchanan 1, Edwards 1, King 1, Lowe 1. FF: Buchanan 1, Edwards 1. FR-YDS.: Buchanan 1-8.									

Cincinnati (press box stats) — ST-AT-TT: Hicks 8-1-9, Browner 6-3-9, Williams 5-2-7, Cameron 3-4-7, B.Harris 5-1-6, Breeden 4-1-5, Kemp 3-2-5, LeClair 3-1-4, Whitley 2-2-4, R.Griffin 3-0-3, Dinkel 2-0-2, Frazier 1-1-2, Edwards 1-1-2, Breech 1-0-1, Davis 1-0-1, Fuller 1-0-1, St. Clair 1-0-1, Riley 0-1-1. SKS.-YDS.: Edwards 1-7, B.Harris 1-5. INT.-YDS.: Kemp 1-24, Breeden 1-0. PD: Kemp 4, Riley 3, Breeden 2, Hicks 2, LeClair 2, Bass 1, R.Griffin 1. FF: Cameron 1, Hicks 1, Razzano 1, Williams 1. FR-YDS.: Bass 1-0, Browner 1-0.

## 1981 SEASON

## SUPER BOWL XVI

San Francisco 49ers 26, Cincinnati Bengals 21  
Sunday, Jan. 24, 1982 at Pontiac Silverdome (Pontiac, Mich.)

Cincinnati outgained San Francisco by 81 yards (356-275), marking the first time in Super Bowl history the losing team led in scrimmage yardage. Bengals QB Ken Anderson set Super Bowl records (since surpassed) for completions (25) and completion percentage (73.5), and his 300 passing yards nearly doubled the 157 by 49ers QB Joe Montana, the game's MVP. But Cincinnati suffered four turnovers to San Francisco's one, and three of those giveaways led to 17 first-half points for the 49ers, who led 20-0 at intermission. Leading 20-7, San Francisco staged a memorable goal-line stand late in the third quarter, stopping Cincinnati for no gain on three straight plays from the one-yard line. The Bengals still closed the gap to 20-14 with a four-yard TD pass from Anderson to TE Dan Ross with 10:06 left, but the 49ers added FGs of 40 and 23 yards by K Ray Wersching to pull away. Cincinnati crept to within 26-21 with 16 seconds left on a second Anderson-to-Ross TD pass, but San Francisco recovered the Bengals' ensuing onside kick to seal the victory. Wersching's four FGs tied a Super Bowl record (still tied) and Ross' 11 receptions set a Super Bowl record (since tied).

SCORE BY PERIODS	1	2	3	4	OT	PTS.
San Francisco .....	7	13	0	6	—	26
Cincinnati .....	0	0	7	14	—	21

TEAM — SCORING PLAY	QTR.-LEFT
S.F. — Montana 1 run (Wersching kick) .....	1-5:52
S.F. — Cooper 11 pass from Montana (Wersching kick) .....	2-6:53
S.F. — Wersching 22 field goal .....	2-0:15
S.F. — Wersching 26 field goal .....	2-0:02
Cin. — Anderson 5 run (Breech kick) .....	3-11:25
Cin. — Ross 4 pass from Anderson (Breech kick) .....	4-10:06
S.F. — Wersching 40 field goal .....	4-5:25
S.F. — Wersching 23 field goal .....	4-1:57
Cin. — Ross 3 pass from Anderson (Breech kick) .....	4-0:16

Missed FGs: None. Attendance: 81,270. Time: 3:21.

TEAM STATISTICS	S.F.	CIN.
First downs .....	20	24
Third down conversions-attempts .....	8-15	6-12
Total net yards .....	275	356
Net yards rushing .....	127	72
Net yards passing .....	148	284
Pass attempts-completions-interceptions .....	22-14-0	34-25-2
Sacks against-yards lost .....	1-9	5-16
Punts-average .....	4-46.3	3-43.7
Punt returns-yards .....	1-6	4-35
Kickoff returns-yards .....	2-40	7-52
Penalties-yards .....	8-65	8-57
Fumbles-lost .....	2-1	2-2
Time of possession .....	30:34	29:26

RUSHING									
S.F.	ATT	YDS	LG	TD	CIN.	ATT	YDS	LG	TD
Patton	17	55	10	0	Johnson	14	36	5	0
Cooper	9	34	14	0	Alexander	5	17	13	0
Montana	6	18	7	1	Anderson	4	15	6	1
Ring	5	17	7	0	A.Griffin	1	4	4	0
Davis	2	5	4	0					
Clark	1	-2	-2	0					
TOTALS	40	127	14	1	TOTALS	24	72	13	1

PASSING									
S.F.	ATT	CMP	YDS	TD-I	CIN.	ATT	CMP	YDS	TD-I
Montana	22	14	157	1-0	Anderson	34	25	300	2-2
TOTALS	22	14	157	1-0	TOTALS	34	25	300	2-2

RECEIVING									
S.F.	NO	YDS	LG	TD	CIN.	NO	YDS	LG	TD
Solomon	4	52	20	0	Ross	11	104	16	2
Clark	4	45	17	0	Collinsworth	5	107	49	0
Cooper	2	15	11t	1	Curtis	3	42	21	0
Wilson	1	22	22	0	Kreider	2	36	19	0
Young	1	14	14	0	Johnson	2	8	5	0
Patton	1	6	6	0	Alexander	2	3	3	0
Ring	1	3	3	0					
TOTALS	14	157	22	1	TOTALS	25	300	49	2

DEFENSE									
San Francisco (press box stats) — ST-AT-TT: Leopold 6-1-7, Reynolds 6-1-7, Harper 6-0-6, Reese 5-1-6, Williamson 5-0-5, Wright 5-0-5, Lott 4-1-5, Hicks 2-3-5, Stuckey 3-1-4, Board 2-1-3, Gervais 2-1-3, Harty 2-0-2, Turner 2-0-2, Bunz 1-0-1, Cross 1-0-1, Dean 1-0-1, Lawrence 1-0-1, McColl 1-0-1, Puki 0-1-1. SKS.-YDS.: Stuckey 1-6, Dean 1-4, Turner 1-4, Reynolds 1-2, Leopold 1-0. INT.-YDS.: Hicks 1-27, Wright 1-25. PD: Wright 2, Hicks 1. FF: Wright 1. FR-YDS.: McCall 1-0, Thomas 1-0.									

Cincinnati (press box stats) — ST-AT-TT: Browner 10-0-10, Breeden 7-0-7, Kemp 6-0-6, Williams 5-1-6, Razzano 4-0-4, Riley 4-0-4, Cameron 3-1-4, Hicks 3-1-4, B.Harris 2-2-4, LeClair 1-2-3, St. Clair 1-2-3, Edwards 2-0-2, Hargrove 1-0-1, R.Griffin 1-0-1, Montoya 1-0-1, Whitley 1-0-1, Wilson 1-0-1, Dinkel 0-1-1. SKS.-YDS.: Browner 1-9. INT.-YDS.: None. PD: Cameron 2, Breeden 1, Riley 1, Williams 1. FF: Montoya 1. FR-YDS.: Simmons 1-0.

## 1982 SEASON

## AFC FIRST-ROUND PLAYOFF

N.Y. Jets 44, Cincinnati Bengals 17  
Sunday, Jan. 9, 1983 at Riverfront Stadium

The defending AFC Champion Bengals lost an early 14-3 lead and were dismantled by the underdog Jets. The 7-2 Bengals were the AFC's No. 3 seed in 16-team "Super Bowl Tournament," organized for the strike-shortened regular season. RB Freeman McNeil led No. 6 seed New York, rushing for 202 yards and a TD against Cincinnati's No. 3-ranked rush defense. Cincinnati trailed only 23-17 after three periods, but suffered a particularly demoralizing fourth quarter, which included two INTs (one for a TD), a TD pass nullified by a false start penalty, a missed FG, a lost fumble and two rushing TDs allowed.

SCORE BY PERIODS	1	2	3	4	OT	PTS.
N.Y. Jets.....	3	17	3	21	—	44
Cincinnati.....	14	0	3	0	—	17

TEAM — SCORING PLAY	QTR.-LEFT
Cin. — Curtis 32 pass from Anderson (Breech kick).....	1-8:30
NYJ — Leahy 32 field goal.....	1-5:59
Cin. — Ross 2 pass from Anderson (Breech kick).....	1-1:46
NYJ — Gaffney 14 pass from McNeil (Leahy kick).....	2-12:55
NYJ — Walker 4 pass from Todd (Leahy kick).....	2-4:02
NYJ — Leahy 24 field goal.....	2-0:34
NYJ — Leahy 47 field goal.....	3-9:30
Cin. — Breech 20 field goal.....	3-2:28
NYJ — McNeil 20 run (Leahy kick).....	4-8:24
NYJ — Ray 98 interception return (Leahy kick).....	4-4:50
NYJ — Crutchfield 1 run (Leahy kick).....	4-1:56

Missed FGs: Breech (46WR). Attendance: 57,560. Time: 3:13.

TEAM STATISTICS	NYJ	CIN.
First downs.....	27	23
Third down conversions-attempts.....	6-9	7-10
Total net yards.....	517	395
Net yards rushing.....	234	62
Net yards passing.....	283	333
Pass attempts-completions-interceptions.....	29-21-1	36-26-3
Sacks against-yards lost.....	0-0	4-21
Punts-average.....	0-0.0	2-43.0
Punt returns-yards.....	1-2	0-0
Kickoff returns-yards.....	4-69	8-138
Penalties-yards.....	12-95	7-60
Fumbles-lost.....	2-1	2-1
Time of possession.....	28:44	31:16

RUSHING									
NYJ	ATT	YDS	LG	TD	CIN.	ATT	YDS	LG	TD
McNeil	21	202	35	1	Johnson	9	26	14	0
Dierking	3	11	9	0	A.Griffin	3	17	8	0
Harper	2	9	9	0	Alexander	7	14	6	0
Newton	2	6	4	0	Anderson	2	5	3	0
Todd	3	3	8	0					
Augustyniak	2	2	1	0					
Crutchfield	1	1	11	1					
TOTALS	34	234	35	2	TOTALS	21	62	14	0

PASSING									
NYJ	ATT	CMP	YDS	TD-I	CIN.	ATT	CMP	YDS	TD-I
Todd	28	20	269	1-1	Anderson	35	26	354	2-3
McNeil	1	1	14	1-0	Schonert	1	0	0	0-0
TOTALS	29	21	283	2-1	TOTALS	36	26	354	2-3

RECEIVING									
NYJ	NO	YDS	LG	TD	CIN.	NO	YDS	LG	TD
Walker	8	145	49	1	Collinsworth	7	120	53	0
Gaffney	4	50	20	1	Ross	6	89	26	1
Harper	2	35	19	0	Curtis	3	63	32t	1
L.Jones	2	22	12	0	Kreider	3	41	17	0
Dierking	2	9	5	0	A.Griffin	3	14	6	0
Barkum	1	9	9	0	Johnson	3	7	9	0
McNeil	1	9	9	0	M.Harris	1	20	20	0
Augustyniak	1	4	4	0					
TOTALS	21	283	49	2	TOTALS	26	354	53	2

DEFENSE									
N.Y. Jets (press box stats) — ST-AT-TT: Mehl 9-1-10, Neil 7-0-7, Schroy 6-0-6, Crable 3-3-6, Buttle 4-0-4, Jackson 4-0-4, Holmes 3-0-3, Ray 3-0-3, Lynn 2-0-2, Sohn 2-0-2, Lyons, 1-1-2, Salaam 1-1-2, Barber 1-0-1, Bennett 1-0-1, Gastineau 1-0-1, Johnson 1-0-1, B.Jones 1-0-1, Newton 1-0-1, Shuler 1-0-1, Woodring 1-0-1. SKS.-YDS.: Salaam 1-8, Lynn 1-7, Gastineau 1-4, Lyons 1-2. INT.-YDS.: Lynn 2-40, Ray 1-98. PD: Lynn 2, Crable 1, Ray 1. FF: Bennett 1, B.Jones 1. FR-YDS.: Crable 1-0.									

Cincinnati (press box stats) — ST-AT-TT: Cameron 8-0-8, Browner 6-2-8, Williams 6-1-7, Riley 5-1-6, R.Griffin 5-0-5, Kemp 5-0-5, Fuller 4-0-4, B.Harris 4-0-4, LeClair 2-2-4, Breeden 1-2-3, Edwards 2-0-2, Hicks 2-0-2, Simmons 2-0-2, Davis 1-0-1, Frazier 1-0-1, Jackson 1-0-1, Munoz 1-0-1, Ross 1-0-1, Verser 1-0-1, Whitley 1-0-1, Razzano 0-1-1. SKS.-YDS.: None. INT.-YDS.: Riley 1-0. PD: Kemp 1, Riley 1, Whitley 1. FF: Kemp 2. FR-YDS.: Fuller 1-20.

## 1988 SEASON

## AFC DIVISIONAL PLAYOFF

Cincinnati Bengals 21, Seattle Seahawks 13  
Saturday, Dec. 31, 1988 at Riverfront Stadium

Unbeaten at home in eight regular-season games, the AFC Central Division Champion Bengals ran their Riverfront Stadium mark to 9-0 by rushing for a season-high 254 yards. They scored all three of their TDs in the first half and withstood a 13-point Seattle fourth quarter. The Seahawks pulled to within 21-13 on QB Dave Krieg's one-yard sneak with 6:05 to play, but K Norm Johnson's missed PAT left the visitors still two scores short, as the two-point conversion would not be added to NFL rules until 1994. The victory earned the Bengals their first trip to the AFC Championship game since the 1981 season. Bengals rookie FB Ickey Woods rushed for 126 yards on 23 carries, and his one-yard TD run midway through the second quarter gave Cincinnati a 21-0 halftime lead. A pair of three-yard TD runs in the first and second quarters by FB Stanley Wilson opened the Bengals' scoring. Wilson added 45 rushing yards on seven attempts, while HB James Brooks rushed for 72 yards on 13 attempts. Cincinnati's defense held Seattle to just 22 yards rushing the entire game and only 49 total net yards in the first half. The Bengals stayed on the ground to win, getting only seven completions from QB Boomer Esiason, the NFL's top-rated quarterback and its consensus MVP in the regular season, and only one reception from WR Eddie Brown, who led the AFC in the regular season with 1273 receiving yards.

SCORE BY PERIODS	1	2	3	4	OT	PTS.
Seattle.....	0	0	0	13	—	13
Cincinnati.....	7	14	0	0	—	21

TEAM — SCORING PLAY	QTR.-LEFT
Cin. — Wilson 3 run (Breech kick).....	1-9:11
Cin. — Wilson 3 run (Breech kick).....	2-11:35
Cin. — Woods 1 run (Breech kick).....	2-7:40
Sea. — Williams 7 pass from Krieg (Johnson kick).....	4-11:40
Sea. — Krieg 1 run (kick failed).....	4-6:05

Missed FGs: None. Attendance: 58,560. Time: 3:12.

TEAM STATISTICS	SEA.	CIN.
First downs.....	19	22
Third down conversions-attempts.....	2-12	6-12
Total net yards.....	294	345
Net yards rushing.....	22	254
Net yards passing.....	272	91
Pass attempts-completions-interceptions.....	50-24-2	19-7-0
Sacks against-yards lost.....	3-25	2-17
Punts-average.....	6-44.1	6-46.0
Punt returns-yards.....	5-30	3-19
Kickoff returns-yards.....	3-66	3-54
Penalties-yards.....	5-45	2-29
Fumbles-lost.....	1-1	3-2
Time of possession.....	24:41	35:19

RUSHING									
SEA.	ATT	YDS	LG	TD	CIN.	ATT	YDS	LG	TD
Warner	7	15	8	0	Woods	23	126	30	1
Williams	8	6	3	0	Brooks	13	72	26	0
Krieg	1	1	11	1	Wilson	7	45	20	2
					Esiason	4	11	11	0
TOTALS	16	22	8	1	TOTALS	47	254	30	3

PASSING									
SEA.	ATT	CMP	YDS	TD-I	CIN.	ATT	CMP	YDS	TD-I
Krieg	50	24	297	1-2	Esiason	19	7	108	0-0
Warner	0	0	0	0-0					
TOTALS	50	24	297	1-2	TOTALS	19	7	108	0-0

RECEIVING									
SEA.	NO	YDS	LG	TD	CIN.	NO	YDS	LG	TD
Williams	11	137	37	1	Holman	3	44	24	0
Blades	5	78	24	0	Collinsworth	1	30	30	0
Butler	2	40	32	0	Brown	1	23	23	0
Largent	2	17	12	0	Brooks	1	9	9	0
Skansi	1	11	11	0	Riggs	1	2	2	0
Clark	1	8	8	0					
Spagnola	1	7	7	0					
Warner	1	-1	-1	0					
TOTALS	24	297	37	1	TOTALS	7	108	30	0

## DEFENSE

Seattle (press box stats) — ST-AT-TT: Robinson 9-2-11, Comeaux 7-1-8, Scholtz 6-1-7, Wyman 6-0-6, Green 5-1-6, Jenkins 3-1-4, Clarke 3-0-3, Woods 3-0-3, Moyer 2-1-3, Nash 2-1-3, Taylor 2-0-2, Dean 1-0-1, Spagnola 1-0-1, Gaines 0-1-1. SKS.-YDS.: Clarke 1-9, Green 1-8. INT.-YDS.: None. PD: Robinson 1, Scholtz 1. FF: Clarke 1, Green 1. FR-YDS.: Nash 1-0.

Cincinnati (press box stats) — ST-AT-TT: Krumrie 5-2-7, Billups 4-2-6, Fulcher 4-1-5, Buck 1-4-5, Thomas 4-0-4, Wilcots 4-0-4, Williams 3-1-4, White 3-0-3, Zander 1-2-3, Dixon 2-0-2, Horton 2-0-2, Grant 1-1-2, Kelly 1-1-2, Skow 1-1-2, Bussey 1-0-1, King 0-1-1. SKS.-YDS.: Williams 1-11, Skow 1-10, Buck 1-4. INT.-YDS.: Thomas 1-0, Wilcots 1-0. PD: Thomas 6, Billups 4, Dixon 1, Fulcher 1, Wilcots 1. FF: Krumrie 1. FR-YDS.: Skow 1-0.

## 1988 SEASON

## AFC CHAMPIONSHIP

Cincinnati Bengals 21, Buffalo Bills 10  
Sunday, Jan. 8, 1989 at Riverfront Stadium

The week before the AFC Championship game was filled with controversy, as Bills head coach Marv Levy convinced the NFL office that Bengals head coach Sam Wyche's no-huddle offense was illegal. Cincinnati had developed and employed the no-huddle attack all season, but shortly before kickoff, the league informed the team that game officials would severely restrict its use. Wyche eventually would prevail in this rule book battle. Nevertheless, his offense, forced to abandon its no-huddle tactics for this contest, returned to basics and led the charge in beating Buffalo for a berth in Super Bowl XXIII. It was Cincinnati's third victory of the year over Buffalo, the Bengals having also downed the Bills in the preseason and regular season. Cincinnati won with a punishing rushing game, running the ball on 50 of 73 offensive plays and gaining 175 of its 249 total yards on the ground. Cincinnati's defense recorded a solid performance, holding the Bills to 181 total yards, including just 53 in the second half. Cincinnati made eight of 16 combined third-down and fourth-down conversions while allowing the Bills a debilitating none of 11. Bengals rookie FB Ickey Woods had his second 100-yard rushing game of the postseason, gaining 102 on 29 carries. The Bengals advanced to the Super Bowl from what was, at the time, the worst previous-season finish (4-11) of any Super Bowl qualifier. Even to the present time, only the 1999 St. Louis Rams (4-12 in '98) have gone farther.

SCORE BY PERIODS	1	2	3	4	OT	PTS.
Buffalo .....	0	10	0	0	—	10
Cincinnati .....	7	7	0	7	—	21

TEAM — SCORING PLAY	QTR-LEFT
Cin. — Woods 1 run (Breech kick) .....	1-1:51
Buff. — Reed 9 pass from Kelly (Norwood kick) .....	2-13:21
Cin. — Brooks 10 pass from Esiason (Breech kick) .....	2-2:21
Buff. — Norwood 39 field goal .....	2-0:22
Cin. — Woods 1 run (Breech kick) .....	4-14:56

Missed FGs: Norwood (43WL). Attendance: 59,747. Time: 3:10.

TEAM STATISTICS	BUFF.	CIN.
First downs .....	10	23
Third down conversions-attempts .....	0-10	7-15
Total net yards .....	181	249
Net yards rushing .....	45	175
Net yards passing .....	136	74
Pass attempts-completions-interceptions .....	30-14-3	20-11-2
Sacks against-yards lost .....	3-27	3-20
Punts-average .....	6-45.1	6-36.8
Punt returns-yards .....	1-2	3-24
Kickoff returns-yards .....	3-57	3-30
Penalties-yards .....	5-50	4-45
Fumbles-lost .....	0-0	2-0
Time of possession .....	20:31	39:29

## RUSHING

BUFF.	ATT	YDS	LG	TD	CIN.	ATT	YDS	LG	TD
Mueller	8	21	13	0	Woods	29	102	16	2
Kelly	2	10	5	0	Wilson	5	29	9	0
Thomas	4	6	2	0	Esiason	7	26	29	0
Riddick	1	4	4	0	Jennings	2	12	8	0
Byrum	1	3	3	0	Brooks	7	6	5	0
Harmon	1	1	1	0					
TOTALS	17	45	13	0	TOTALS	50	175	29	2

## PASSING

BUFF.	ATT	CMP	YDS	TD-I	CIN.	ATT	CMP	YDS	TD-I
Kelly	30	14	163	1-3	Esiason	20	11	94	1-2
TOTALS	30	14	163	1-3	TOTALS	20	11	94	1-2

## RECEIVING

BUFF.	NO	YDS	LG	TD	CIN.	NO	YDS	LG	TD
Reed	5	55	18	1	Holman	4	38	21	0
Riddick	3	28	14	0	Brooks	2	21	11	1
Harmon	3	18	9	0	Riggs	2	16	13	0
T. Johnson	2	48	26	0	McGee	2	14	8	0
Metzelaars	1	14	14	0	Collinsworth	1	5	5	0
TOTALS	14	163	26	1	TOTALS	11	94	21	1

## DEFENSE

Buffalo (press box stats) — ST-AT-TT: Talley 7-4-11, Still 9-0-9, Bentley 5-4-9, L. Smith 4-2-6, Bennett 4-1-5, B. Smith 4-1-5, Burroughs 4-0-4, Conlan 3-1-4, Odomes 3-1-4, Radecic 3-1-4, Kelso 2-1-3, Jackson 2-0-2, Cocroft 1-0-1, Davis 1-0-1, Riddick 1-0-1, Rittcher 1-0-1. SKS.-YDS.: B. Smith 2-13, Still 1-7. INT.-YDS.: Kelso 1-25, Bentley 1-0. PD: Bentley 2, Kelso 2, Burroughs 1, Talley 1, Radecic 1. FF: Odomes 1. FR-YDS.: None.

Cincinnati (press box stats) — ST-AT-TT: Krumrie 3-3-6, White 4-1-5, Thomas 4-0-4, Bussey 3-0-3, Barker 2-1-3, Fulcher 1-2-3, Horton 1-2-3, Wilcots 1-2-3, Williams 1-2-3, Buck 2-0-2, Zander 2-0-2, Dixon 1-1-2, Kelly 1-1-2, Grant 1-0-1, Skow 1-0-1, Billups 0-1-1. SKS.-YDS.: Buck 1-10, Grant 1-10, Williams 1-7. INT.-YDS.: Thomas 1-26, Fulcher 1-0, Billups 1-(-3). PD: Thomas 4, Billups 2, Fulcher 2, Wilcots 1. FF: None. FR-YDS.: None.

## 1988 SEASON

## SUPER BOWL XXIII

San Francisco 49ers 20, Cincinnati Bengals 16  
Sunday, Jan. 22, 1989 at Joe Robbie Stadium (Miami, Fla.)

NFL commissioner Pete Rozelle termed it the most exciting of the first 23 games in Super Bowl history, and the result regained some respect for the AFC, which had lost the last four contests by an average of more than 27 points. But the dominant emotion of the day still was heartbreak for head coach Sam Wyche's underdog Bengals, who took a 16-13 lead with 3:20 to play on Jim Breech's 40-yard FG before succumbing to a 92-yard, 11-play TD drive led by San Francisco QB Joe Montana. WR John Taylor's game-winning 10-yard TD catch from Montana came with just 34 seconds remaining. Never before had a Super Bowl been won on a TD so late in the game. Cincinnati played without FB Stanley Wilson, who was suspended for a substance abuse violation that occurred the night before the game. In addition, the Bengals played almost the entire contest without All-Pro NT Tim Krumrie, who suffered a severely broken leg early in the first quarter. The teams were tied 3-3 at halftime, tied again at 6-6 late in the third quarter, and then swapped TDs in quick succession. A 93-yard kickoff return by Cincinnati HB Stanford Jennings was countered by a four-play San Francisco TD drive. The third of Breech's three FGs gave Cincinnati its third lead of the day before Montana's final heroics saved the day for the 49ers. San Francisco WR Jerry Rice tied a Super Bowl record with 11 receptions (still tied; originally set by Bengals TE Dan Ross in Super Bowl XVI) for 215 yards and one TD, earning the game's MVP award. Montana completed 23 of 36 passes for 357 yards, two TDs and no INTs. The victory made San Francisco the first NFC team to win three Super Bowls.

SCORE BY PERIODS	1	2	3	4	OT	PTS.
Cincinnati .....	0	3	10	3	—	16
San Francisco .....	3	0	3	14	—	20

TEAM — SCORING PLAY	QTR-LEFT
S.F. — Cofer 41 field goal .....	1-3:14
Cin. — Breech 34 field goal .....	2-1:15
Cin. — Breech 43 field goal .....	3-5:39
S.F. — Cofer 32 field goal .....	3-0:50
Cin. — Jennings 93 kickoff return (Breech kick) .....	3-0:34
S.F. — Rice 14 pass from Montana (Cofer kick) .....	4-14:03
Cin. — Breech 40 field goal .....	4-3:20
S.F. — Taylor 10 pass from Montana (Cofer kick) .....	4-0:34

Missed FGs: Cofer (19WL, 49WR). Attendance: 75,129. Time: 3:24.

TEAM STATISTICS	CIN.	S.F.
First downs .....	13	23
Third down conversions-attempts .....	4-13	4-13
Total net yards .....	229	453
Net yards rushing .....	106	112
Net yards passing .....	123	341
Pass attempts-completions-interceptions .....	25-11-1	36-23-0
Sacks against-yards lost .....	5-21	4-16
Punts-average .....	5-44.6	4-37.0
Punt returns-yards .....	2-5	3-56
Kickoff returns-yards .....	3-132	5-77
Penalties-yards .....	7-65	4-32
Fumbles-lost .....	1-0	4-1
Time of possession .....	32:43	27:17

## RUSHING

CIN.	ATT	YDS	LG	TD	S.F.	ATT	YDS	LG	TD
Woods	20	79	10	0	Craig	17	71	13	0
Brooks	6	24	11	0	Rathman	5	23	11	0
Jennings	1	3	3	0	Montana	4	13	11	0
Esiason	1	0	0	0	Rice	1	5	5	0
TOTALS	28	106	11	0	TOTALS	27	112	13	0

## PASSING

CIN.	ATT	CMP	YDS	TD-I	S.F.	ATT	CMP	YDS	TD-I
Esiason	25	11	144	0-1	Montana	36	23	357	2-0
TOTALS	25	11	144	0-1	TOTALS	36	23	357	2-0

## RECEIVING

CIN.	NO	YDS	LG	TD	S.F.	NO	YDS	LG	TD
Collinsworth	3	40	23	0	Rice	11	215	44	1
Brown	3	32	17	0	Craig	8	101	40	0
Brooks	2	32	20	0	Frank	2	15	8	0
McGee	2	23	18	0	Rathman	1	16	16	0
Hillary	1	17	17	0	Taylor	1	10	10	1
TOTALS	11	144	23	0	TOTALS	23	357	44	2

## DEFENSE

Cincinnati (press box stats) — ST-AT-TT: Williams 9-1-10, Wilcots 7-0-7, Billups 5-0-5, Fulcher 5-0-5, Bussey 4-1-5, Zander 4-0-4, Buck 3-1-4, Grant 3-0-3, Horton 3-0-3, Thomas 2-1-3, Barker 2-0-2, McClendon 2-0-2, Dixon 1-0-1, White 1-0-1. SKS.-YDS.: Fulcher 1-6, Buck 1-5, Williams 1-3, Grant 1-2. INT.-YDS.: None. PD: Billups 1, Bussey 1, Fulcher 1. FF: Fulcher 1, Horton 1. FR-YDS.: Skow 1-0.

San Francisco (press box stats) — ST-AT-TT: Fagan 6-0-6, Haley 6-0-6, McKyer 6-0-6, Lott 5-0-5, Fuller 4-1-5, Griffin 4-0-4, Carter 3-0-3, Roberts 3-0-3, Fahnhorst 1-1-2, Holt 1-0-1, Romanowski 1-0-1, Stubbs 1-0-1, Turner 1-0-1. SKS.-YDS.: Haley 2-10, Stubbs 1-8, Carter 1-3, Fagan 1-0. INT.-YDS.: Romanowski 1-0. PD: Fuller 1, Griffin 1, Lott 1, Romanowski 1. FF: None. FR-YDS.: None.

## 1990 SEASON

## AFC WILD CARD PLAYOFF

Cincinnati Bengals 41, Houston Oilers 14  
Sunday, Jan. 6, 1991 at Riverfront Stadium

Having been involved in a feisty regular-season rivalry with Houston for several years, Cincinnati got the chance to tangle with the Oilers in the postseason and responded with the most lopsided playoff win in team history. The Bengals outgained the Oilers by 123 yards (349-226) and set team postseason records for points (still stands) and victory margin (still stands), using a well-balanced offensive attack. Cincinnati's rushing game outgained Houston 187-67, yet no Bengals rusher totaled more than 57 yards. Cincinnati's passing game added another 162 net yards, yet no Bengals receiver had more than two catches. Houston, however, failed to mount a serious threat the entire game. The Bengals led 34-0 before the Oilers scored their first point late in the third quarter. Ironically, it was the Oilers who helped put the Bengals in the playoffs the previous week. Houston beat Pittsburgh 34-14 in its Sunday night regular-season finale, allowing Cincinnati to win the AFC Central Division tiebreaker (the Bengals, Oilers and Steelers all had finished 9-7).

SCORE BY PERIODS	1	2	3	4	OT	PTS.
Houston.....	0	0	7	7	—	14
Cincinnati.....	10	10	14	7	—	41

TEAM — SCORING PLAY		QTR.-LEFT
Cin. — Woods 1 run (Breech kick).....	1-8:36	
Cin. — Breech 27 field goal.....	1-1:10	
Cin. — Green 2 pass from Esiason (Breech kick).....	2-9:18	
Cin. — Breech 30 field goal.....	2-0:43	
Cin. — Ball 3 run (Breech kick).....	3-11:34	
Cin. — Esiason 10 run (Breech kick).....	3-11:09	
Hou. — Givins 16 pass from Carlson (Garcia kick).....	3-5:15	
Cin. — Kattus 9 pass from Esiason (Breech kick).....	4-14:09	
Hou. — Givins 5 pass from Carlson (Garcia kick).....	4-6:59	

Missed FGs: None. Attendance: 60,012. Time: 3:05.

TEAM STATISTICS		HOU.	CIN.
First downs.....	13	24	
Third down conversions-attempts.....	2-9	4-13	
Total net yards.....	226	349	
Net yards rushing.....	67	187	
Net yards passing.....	159	162	
Pass attempts-completions-interceptions.....	33-16-1	25-15-0	
Sacks against-yards lost.....	1-6	0-0	
Punts-average.....	6-42.6	3-45.0	
Punt returns-yards.....	1-19	3-42	
Kickoff returns-yards.....	6-114	3-58	
Penalties-yards.....	5-33	4-40	
Fumbles-lost.....	2-1	1-0	
Time of possession.....	20:15	39:45	

## RUSHING

HOU.	ATT	YDS	LG	TD	CIN.	ATT	YDS	LG	TD
Pinkett	5	43	16	0	Esiason	5	57	14	1
Carlson	4	22	12	0	Green	11	55	12	0
White	4	2	5	0	Ball	7	33	14	1
					Brooks	6	17	14	0
					Jennings	6	16	10	0
					Woods	6	11	4	1
					Wilhelm	3	-2	0	0
TOTALS	13	67	16	0	TOTALS	44	187	14	3

## PASSING

HOU.	ATT	CMP	YDS	TD-I	CIN.	ATT	CMP	YDS	TD-I
Carlson	33	16	165	2-1	Esiason	20	14	150	2-0
					Wilhelm	5	1	12	0-0
TOTALS	33	16	165	2-1	TOTALS	25	15	162	2-0

## RECEIVING

HOU.	NO	YDS	LG	TD	CIN.	NO	YDS	LG	TD
Givins	6	60	16t	2	Holman	2	51	46	0
Harris	4	37	17	0	McGee	2	23	19	0
Jeffries	2	33	23	0	Kattus	2	19	10	1
Duncan	1	15	15	0	Green	2	15	13	1
Pinkett	1	10	10	0	Jennings	2	15	12	0
Hill	1	5	5	0	Brown	2	14	9	0
White	1	5	5	0	Woods	2	13	9	0
					Barber	1	12	12	0
TOTALS	16	165	23	2	TOTALS	15	162	46	2

## DEFENSE

Houston (press box stats) — ST-AT-TT: Kinard 8-4-12, McDowell 7-0-7, Grimsley 4-3-7, Lathon 6-0-6, Dishman 4-1-5, Childress 4-0-4, Meads 3-0-3, Allen 2-0-2, Fuller 2-0-2, S.Jones 2-0-2, D.Smith 2-0-2, Maggs 1-0-1, A.Smith 1-0-1, E.Johnson 0-1-1, R.Johnson 0-1-1. SKS.-YDS.: None. INT.-YDS.: None. PD: McDowell 2, Kinard 1, Lathon 1. FF: None. FR-YDS.: None.

Cincinnati (press box stats) — ST-AT-TT: Thomas 6-1-7, Bussey 5-0-5, Grant 3-1-4, Francis 3-0-3, Jones 2-1-3, Krumrie 2-1-3, Fulcher 0-3-3, Billups 2-0-2, Carter 1-0-1. SKS.-YDS.: (team) 1-6. INT.-YDS.: Fulcher 1-43. PD: Fulcher 2, Grant 2, Billups 1, Francis 1, Jones 1. FF: None. FR-YDS.: Francis 1-0.

## 1990 SEASON

## AFC DIVISIONAL PLAYOFF

L.A. Raiders 20, Cincinnati Bengals 10  
Sunday, Jan. 13, 1991 at Los Angeles Coliseum

Los Angeles QB Jay Schroeder, who would join the Bengals as a free agent in 1993, threw two TD passes to help the Raiders defeat Cincinnati and advance to the AFC Championship game. Cincinnati scored first on Jim Breech's 27-yard FG in the second quarter, but Schroeder hit WR Mervyn Fernandez with a 13-yard scoring strike to give Los Angeles a 7-3 halftime lead. The Raiders increased their lead to 10-3 on K Jeff Jaeger's 49-yard FG in the third quarter, and put the game away with 10 unanswered fourth-quarter points on a 41-yard Schroeder pass to TE Ethan Horton and a 25-yard Jaeger FG. The Raiders rushed for 235 yards, including 140 on 21 carries by RB Marcus Allen. DE Greg Townsend had three of the Raiders' four sacks. Raiders RB Bo Jackson, a popular two-sport professional athlete who also played Major League Baseball, rushed for 77 yards on six carries. This game, however, is best remembered by many as the contest that ended Jackson's NFL career. He suffered a hip injury on a tackle by Cincinnati LB Kevin Walker in the third quarter and, though the injury was not considered particularly severe at the time, Jackson never fully recovered to play in the NFL again.

SCORE BY PERIODS	1	2	3	4	OT	PTS.
Cincinnati.....	0	3	0	7	—	10
L.A. Raiders.....	0	7	3	10	—	20

TEAM — SCORING PLAY		QTR.-LEFT
Cin. — Breech 27 field goal.....	2-12:07	
LARaid. — Fernandez 13 pass from Schroeder (Jaeger kick).....	2-7:29	
LARaid. — Jaeger 49 field goal.....	3-5:41	
Cin. — Jennings 8 pass from Esiason (Breech kick).....	4-11:49	
LARaid. — Horton 41 pass from Schroeder (Jaeger kick).....	4-8:52	
LARaid. — Jaeger 25 field goal.....	4-0:19	

Missed FGs: None. Attendance: 92,045. Time: 2:35.

TEAM STATISTICS		CIN.	LARaid.
First downs.....	12	20	
Third down conversions-attempts.....	5-12	5-11	
Total net yards.....	182	389	
Net yards rushing.....	124	235	
Net yards passing.....	58	154	
Pass attempts-completions-interceptions.....	15-8-0	21-11-1	
Sacks against-yards lost.....	4-46	3-18	
Punts-average.....	5-51.6	2-39.5	
Punt returns-yards.....	0-0	3-40	
Kickoff returns-yards.....	4-82	1-18	
Penalties-yards.....	1-5	0-0	
Fumbles-lost.....	1-0	0-0	
Time of possession.....	28:17	31:43	

## RUSHING

CIN.	ATT	YDS	LG	TD	LARaid.	ATT	YDS	LG	TD
Woods	11	73	18	0	Allen	21	140	20	0
Brooks	11	26	5	0	Jackson	6	77	34	0
Ball	5	14	6	0	Smith	5	18	5	0
Esiason	2	11	8	0					
TOTALS	29	124	18	0	TOTALS	32	235	34	0

## PASSING

CIN.	ATT	CMP	YDS	TD-I	LARaid.	ATT	CMP	YDS	TD-I
Esiason	15	8	104	1-0	Schroeder	21	11	172	2-1
TOTALS	15	8	104	1-0	TOTALS	21	11	172	2-1

## RECEIVING

CIN.	NO	YDS	LG	TD	LARaid.	NO	YDS	LG	TD
Holman	2	51	40	0	Horton	4	77	41t	1
Brown	2	18	15	0	T.Brown	3	42	26	0
Brooks	1	22	22	0	Fernandez	2	24	13t	1
Jennings	1	8	8t	1	Allen	1	24	24	0
Woods	1	5	5	0	Smith	1	5	5	0
McGee	1	0	0	0					
TOTALS	8	104	40	1	TOTALS	11	172	41t	2

## DEFENSE

Cincinnati (press box stats) — ST-AT-TT: Bussey 7-0-7, Fulcher 5-1-6, Grant 4-1-5, Walker 4-1-5, Zander 4-1-5, Francis 3-2-5, Krumrie 4-0-4, McClendon 3-1-4, White 3-0-3, Billups 2-0-2, Thomas 2-0-2, Wilcots 1-1-2, Buck 1-0-1, Jones 1-0-1. SKS.-YDS.: Zander 1-10, Grant 1-5, Buck 1-3. INT.-YDS.: Fulcher 1-11. PD: Fulcher 2, Thomas 1, Wilcots 1, Zander 1. FF: None. FR-YDS.: None.

L.A. Raiders (press box stats) — ST-AT-TT: Ellison 10-1-11, Benson 5-4-9, Golic 5-4-9, Anderson 3-3-6, Harden 4-1-5, Townsend 4-0-4, Davis 3-1-4, McDaniel 3-0-3, Long 2-1-3, Gordon 1-1-2, Robinson 1-0-1, Washington 0-1-1. SKS.-YDS.: Townsend 3-36, Long 1-10. INT.-YDS.: None. PD: Anderson 1, Benson 1, Ellison. FF: None. FR-YDS.: None.

## 2005 SEASON

## AFC WILD CARD PLAYOFF

Pittsburgh Steelers 31, Cincinnati Bengals 17  
Sunday, Jan. 8, 2006 at Paul Brown Stadium

The atmosphere was super-charged at Paul Brown Stadium as the AFC North Champion Bengals made their first postseason appearance in 15 years. But Cincinnati was dealt a devastating blow on its second offensive play, as QB Carson Palmer was lost to a serious knee injury while completing his first NFL postseason pass — a club postseason-record 66 yards to WR Chris Henry. Backup QB Jon Kitna took over for Palmer and helped Cincinnati earn a 17-14 halftime lead, but Pittsburgh owned the second half. The Bengals' offense had just six first downs and 105 net yards in the final two periods and failed to score another point. The Steelers used a botched snap on a Bengals FG attempt and two INTs thrown by Kitna to control the second half and claim the first-ever postseason meeting between the divisional rivals. Pittsburgh, which finished second to the Bengals in the AFC North and entered the playoffs as No. 6-seeded Wild Card, went on to win Super Bowl XL.

SCORE BY PERIODS	1	2	3	4	OT	PTS.
Pittsburgh .....	0	14	14	3	—	31
Cincinnati .....	10	7	0	0	—	17

TEAM — SCORING PLAY	QTR.-LEFT
Cin. — S.Graham 23 field goal .....	1-6:54
Cin. — R.Johnson 20 run (S.Graham kick) .....	1-1:09
Pitt. — W.Parker 19 pass from B.Roethlisberger (J.Reed kick) .....	2-13:11
Cin. — T.Houshmandzadeh 7 pass from J.Kitna (S.Graham kick) .....	2-6:13
Pitt. — H.Ward 5 pass from B.Roethlisberger (J.Reed kick) .....	2-3:48
Pitt. — J.Bettis 5 run (J.Reed kick) .....	3-5:12
Pitt. — C.Wilson 43 pass from B.Roethlisberger (J.Reed kick) .....	3-1:13
Pitt. — J.Reed 21 field goal .....	4-10:29

Missed FGs: None. Attendance: 65,870. Time: 3:03.

TEAM STATISTICS	PITT.	CIN.
First downs .....	19	19
Third down conversions-attempts .....	6-11	9-16
Total net yards .....	346	327
Net yards rushing .....	144	84
Net yards passing .....	202	243
Pass attempts-completions-interceptions .....	21-14-0	41-25-2
Sacks against-yards lost .....	1-6	4-20
Punts-average .....	3-47.0	3-43.7
Punt returns-yards .....	2-21	2-15
Kickoff returns-yards .....	4-94	6-127
Penalties-yards .....	6-39	7-90
Fumbles-lost .....	0-0	2-0
Time of possession .....	28:57	31:03

## RUSHING

PITT.	ATT	YDS	LG	TD	CIN.	ATT	YDS	LG	TD
J.Bettis	10	52	25	1	R.Johnson	13	56	20t	1
V.Haynes	3	46	26	0	J.Kitna	4	25	12	0
W.Parker	16	38	7	0	C.Perry	2	3	2	0
A.Randle El	1	5	5	0	K.Larson	1	0	0	0
B.Roethlisberger	4	3	6	0					
TOTALS	34	144	26	1	TOTALS	20	84	20t	1

## PASSING

PITT.	ATT	CMP	YDS	TD-I	CIN.	ATT	CMP	YDS	TD-I
B.Roethlisberger	19	14	208	3-0	J.Kitna	40	24	197	1-2
J.Bettis	1	0	0	0-0	C.Palmer	1	1	66	0-0
A.Randle El	1	0	0	0-0					
TOTALS	21	14	208	3-0	TOTALS	41	25	263	1-2

## RECEIVING

PITT.	NO	YDS	LG	TD	CIN.	NO	YDS	LG	TD
C.Wilson	3	104	54	1	C.Perry	6	11	6	0
W.Parker	3	41	19t	1	K.Walter	5	73	24	0
H.Miller	2	15	9	0	C.Johnson	4	59	24	0
A.Randle El	2	15	15	0	T.Houshmandzadeh	4	25	8	1
H.Ward	2	10	5t	1	R.Johnson	2	14	11	0
V.Haynes	1	14	14	0	M.Schobel	2	11	8	0
J.Tuman	1	9	9	0	C.Henry	1	66	66	0
					R.Kelly	1	4	4	0
TOTALS	14	208	54	3	TOTALS	25	263	66	1

## DEFENSE

Pittsburgh (press box stats) — ST-AT-TT: T.Carter 7-0-7, L.Foote 4-3-7, D.Townsend 5-1-6, T.Polamalu 4-2-6, J.Farrior 3-1-4, C.Haggans 2-2-4, I.Taylor 3-0-3, C.Hope 1-2-3, A.Smith 1-2-3, J.Porter 0-3-3, C.Hampton 2-0-2, C.Hoke 1-1-2, B.McFadden 1-0-1, S.Morey 1-0-1, T.Kirschke 1-0-1, A.Frazier 0-1-1. SKS.-YDS.: C.Hoke 1-2, L.Foote 0.5-4.5, C.Haggans 0.5-4.5, T.Polamalu 0.5-2.5, J.Porter 0.5-2.5, (team) 1-4. INT.-YDS.: J.Farrior 1-22, T.Polamalu 1-4, C.Hope 0-5. PD: I.Taylor 2, D.Townsend 2, J.Farrior 1, C.Hope 1, T.Polamalu 1. FF: None. FR-YDS.: None.

Cincinnati (press box stats) — ST-AT-TT: D.Pollack 5-3-8, O.Thurman 3-5-8, K.Kaevsiharn 4-2-6, I.Ohalet 4-0-4, D.O'Neal 4-0-4, T.James 3-1-4, B.Simmons 3-1-4, J.Smith 3-1-4, R.Geathers 2-0-2, L.Johnson 0-2-2, B.Robinson 1-0-1, R.Bauman 0-1-1, H.Navies 0-1-1, S.Smith 0-1-1. SKS.-YDS.: D.Pollack 1-6. INT.-YDS.: None. PD: R.Geathers 1, D.O'Neal 1. FF: None. FR-YDS.: None.

## 2009 SEASON

## AFC WILD CARD PLAYOFF

N.Y. Jets 24, Cincinnati Bengals 14  
Saturday, Jan. 9, 2010 at Paul Brown Stadium

In a Wild Card Playoff that was relatively even in most statistical categories, the AFC North Champion Bengals were minus-two in turnover differential and could not hold an early lead against the visiting Jets. Cincinnati led 7-0 after the first quarter, on an 11-yard TD pass from QB Carson Palmer to WR Laveranues Coles, but New York gained a 14-7 halftime lead with two scores in a span of less than six minutes in the second quarter. Possession for the go-ahead TD drive was gained by the Jets on an INT by Pro Bowl CB Darrelle Revis. The Bengals' second-half comeback efforts were crippled by missed FG attempts of 35 and 28 yards by K.Shayne Graham. Bengals HB Cedric Benson scored on a 47-yard run in the fourth quarter, and his 169 rushing yards for the game set a Bengals postseason record. The Jets defeated the San Diego Chargers in their Divisional Playoff the following week to advance to the AFC Championship game, where they lost to the Indianapolis Colts.

SCORE BY PERIODS	1	2	3	4	OT	PTS.
N.Y. Jets .....	0	14	7	3	—	24
Cincinnati .....	7	0	0	7	—	14

TEAM — SCORING PLAY	QTR.-LEFT
Cin. — L.Coles 11 pass from C.Palmer (S.Graham kick) .....	1-7:07
NYJ — S.Greene 39 run (J.Feely kick) .....	2-11:52
NYJ — D.Keller 45 pass from M.Sanchez (J.Feely kick) .....	2-6:19
NYJ — T.Jones 9 run (J.Feely kick) .....	3-2:18
Cin. — C.Benson 47 run (S.Graham kick) .....	4-11:04
NYJ — J.Feely 20 field goal .....	4-5:47

Missed FGs: S.Graham (35WL, 28WR). Attendance: 63,686. Time: 3:02.

TEAM STATISTICS	NYJ	CIN.
First downs .....	15	18
Third down conversions-attempts .....	3-12	5-14
Total net yards .....	353	281
Net yards rushing .....	171	171
Net yards passing .....	182	110
Pass attempts-completions-interceptions .....	15-12-0	36-18-1
Sacks against-yards lost .....	0-0	3-36
Punts-average .....	7-31.4	4-48.0
Punt returns-yards .....	2-26	1-23
Kickoff returns-yards .....	3-56	5-128
Penalties-yards .....	9-76	6-55
Fumbles-lost .....	0-0	2-1
Time of possession .....	33:02	26:58

## RUSHING

NYJ	ATT	YDS	LG	TD	CIN.	ATT	YDS	LG	TD
S.Greene	21	135	39t	1	C.Benson	21	169	47t	1
T.Jones	15	34	9t	1	C.Palmer	1	2	2	0
B.Smith	2	4	2	0					
M.Sanchez	3	-2	0	0					
TOTALS	41	171	39t	2	TOTALS	22	171	47t	1

## PASSING

NYJ	ATT	CMP	YDS	TD-I	CIN.	ATT	CMP	YDS	TD-I
M.Sanchez	15	12	182	1-0	C.Palmer	36	18	146	1-1
TOTALS	15	12	182	1-0	TOTALS	36	18	146	1-1

## RECEIVING

NYJ	NO	YDS	LG	TD	CIN.	NO	YDS	LG	TD
J.Cotchery	6	67	18	0	L.Coles	6	48	13	1
D.Keller	3	99	45t	1	Q.Cosby	3	26	14	0
B.Edwards	2	15	16	0	C.Benson	3	12	5	0
B.Smith	1	1	1	0	C.Johnson	2	28	19	0
					A.Caldwell	2	25	13	0
					B.Leonard	2	7	6	0
TOTALS	12	182	45t	1	TOTALS	18	146	19	1

## DEFENSE

N.Y. Jets (press box stats) — ST-AT-TT: B.Thomas 7-0-7, S.Ellis 5-1-6, L.Sheppard 5-1-6, B.Scott 2-3-5, D.Harris 3-1-4, C.Pace 3-1-4, J.Leonhard 2-2-4, D.Revis 2-1-3, D.Coleman 2-0-2, D.Lowery 1-1-2, M.Douglas 0-2-2, K.Rhodes 0-2-2, J.Ihedigbo 1-0-1, M.Devito 0-1-1, H.Green 0-1-1, S.Pouha 0-1-1. SKS.-YDS.: J.Leonhard 1-18, S.Ellis 1-10, B.Thomas 1-8. INT.-YDS.: D.Revis 1-20. PD: D.Lowery 2, L.D.Revis 1, B.Scott 1, Sheppard 1, B.Thomas 1. FF: J.Leonhard 1, B.Thomas 1. FR-YDS.: S.Ellis 1-0.

Cincinnati (press box stats) — ST-AT-TT: C.Ndukwe 7-3-10, D.H.Jones 4-3-7, L.Hall 4-2-6, J.Joseph 3-2-5, T.Johnson 2-3-5, J.Fanene 4-0-4, C.Crocker 3-1-4, K.Rivers 3-1-4, B.Johnson 1-3-4, D.Peko 1-3-4, R.Geathers 1-2-3, M.Trent 1-1-2. SKS.-YDS.: None. INT.-YDS.: None. PD: B.Johnson 2. FF: None. FR-YDS.: None.



## 2011 SEASON

## AFC WILD CARD PLAYOFF

Houston Texans 31, Cincinnati Bengals 10  
Saturday, Jan. 7, 2012 at Reliant Stadium

The visiting Bengals set the tone early with a one-yard Cedric Benson TD, a Mike Nugent FG and a strong defensive first half. But big plays would prove to be the difference in the game, and Houston had plenty. With 52 seconds left in the first half, Texans DE J.J. Watt intercepted an Andy Dalton pass and returned it 29 yards for a TD, stirring an already-raucous Reliant Stadium crowd. Trailing 17-10 entering the second half, the Bengals briefly kept the game close, but the Texans pulled ahead 24-10 when WR Andre Johnson scored on a 40-yard reception with 1:08 left in the third quarter. With 5:15 left in the contest, Texans RB Arian Foster, who had a game-high 152 rushing yards, ran 42 yards down the right sideline for a TD that completed the scoring. Bengals QB and Houston area native Andy Dalton passed 27-for-42 for 257 yards, but had three INTs. Houston advanced to the divisional round of the playoffs with the win, but lost to the Baltimore Ravens in that game, 20-13.

SCORE BY PERIODS	1	2	3	4	OT	PTS.
Cincinnati.....	7	3	0	0	—	10
Houston.....	7	10	7	7	—	31

TEAM — SCORING PLAY	QTR.-LEFT
Cin. — C.Benson 1 run (M.Nugent kick).....	1-7:34
Hou. — A.Foster 8 run (N.Rackers kick).....	1-4:57
Cin. — M.Nugent 37 field goal.....	2-7:09
Hou. — N.Rackers 39 field goal.....	2-1:48
Hou. — J.Watt 29 interception return (N.Rackers kick).....	2-0:52
Hou. — A.Johnson 40 pass from T.Yates (N. Rackers kick).....	3-1:08
Hou. — A.Foster 42 run (N.Rackers kick).....	4-5:15

Missed FGs: M.Nugent (50WR). Attendance: 71,725. Time: 3:04.

TEAM STATISTICS	CIN.	HOU.
First downs.....	21	19
Third down conversions-attempts.....	6-13	6-12
Total net yards.....	300	340
Net yards rushing.....	76	188
Net yards passing.....	224	152
Pass attempts-completions-interceptions.....	42-27-3	20-11-0
Sacks against-yards lost.....	4-33	2-7
Punts-average.....	3-48.3	5-50.2
Punt returns-yards.....	3-20	3-12
Kickoff returns-yards.....	1-22	0-0
Penalties-yards.....	3-25	5-87
Fumbles-lost.....	1-0	0-0
Time of possession.....	30:17	29:43

## RUSHING

CIN.	ATT	YDS	LG	TD	HOU.	ATT	YDS	LG	TD
B. Leonard	3	34	19	0	A. Foster	24	153	42t	2
A. Dalton	3	17	15	0	B. Tate	9	37	9	0
C. Benson	7	14	7	1	J. Casey	1	0	0	0
B. Scott	6	11	4	0	T. Yates	1	-2	-2	0
TOTALS	19	76	19	1	TOTALS	35	188	42t	2

## PASSING

CIN.	ATT	CMP	YDS	TD-I	HOU.	ATT	CMP	YDS	TD-I
A. Dalton	42	27	257	0-3	T. Yates	20	11	159	1-0
TOTALS	42	27	257	0-3	TOTALS	20	11	159	1-0

## RECEIVING

CIN.	NO	YDS	LG	TD	HOU.	NO	YDS	LG	TD
B. Leonard	6	36	16	0	A. Johnson	5	90	40t	1
A. Green	5	47	21	0	A. Foster	3	29	15	0
J. Gresham	5	46	16	0	O. Daniels	2	29	21	0
J. Simpson	3	33	16	0	K. Walter	1	11	11	0
B. Scott	3	29	11	0					
R. Whalen	2	24	20	0					
D. Lee	1	36	36	0					
A. Hawkins	1	8	8	0					
C. Benson	1	-2	-2	0					
TOTALS	27	257	36	0	TOTALS	11	159	40t	1

## DEFENSE

Cincinnati (press box stats) — **ST-AT-TT:** T.Howard 6-0-6, J.Fanene 5-1-6, R.Nelson 5-1-6, M.Lawson 4-1-5, A.Jones 4-0-4, D.Peko 4-0-4, G.Atkins 3-1-4, N.Clements 3-0-3, R.Geathers 2-1-3, R.Mauluga 1-2-3, C.Crocker 2-0-2, K.Jennings 2-0-2, F.Rucker 1-1-2, C.Dunlap 1-0-1, D.Skuta 1-0-1. **SKS.-YDS.:** R.Nelson 1-7, G.Atkins 1-0. **INT.-YDS.:** None. **PD:** N.Clements 1, C.Crocker 1, J.Fanene 1. **FF:** None. **FR-YDS.:** None.

Houston (press box stats) — **ST-AT-TT:** B.Cushing 5-3-8, D.Manning 5-2-7, J.Joseph 6-0-6, A.Smith 5-0-5, G.Quin 4-1-5, J.Allen 3-2-5, B.Reed 3-2-5, K.Jackson 3-1-4, E.Mitchell 3-1-4, D.Ryans 2-2-4, C.Barwin 3-0-3, S.Cody 1-2-3, J.Watt 2-0-2, T.Jamison 1-1-2, Q.Demps 1-0-1, T.Dobbins 1-0-1. **SKS.-YDS.:** E.Mitchell 1-9, B.Reed 1-9, A.Smith 1-8, J.Watt 1-7. **INT.-YDS.:** J.Watt 1-29, D.Manning 1-0, J.Joseph 1-(-1). **PD:** J.Joseph 2, B.McCain 2, J.Allen 1, T.Jamison 1, D.Manning 1, E.Mitchell 1, J. Watt 1. **FF:** None. **FR-YDS.:** None.

## 2012 SEASON

## AFC WILD CARD PLAYOFF

Houston Texans 19, Cincinnati Bengals 13  
Sunday, Jan. 5, 2013 at Reliant Stadium

The Bengals were outgained 420-198 and had only 21:11 possession time, but they hung in against the favored Texans on the strength of a defensive TD and excellent defense in the red zone. Cincinnati had a first down at the Houston 35 with 3:40 to play, looking for a TD for the lead, but the offense could get no farther, and Houston ran out the clock after Cincinnati surrendered the ball on downs. The Bengals got their lone TD on a 21-yard Leon Hall INT return in the second quarter, a play that gave Cincinnati a 7-6 lead. The defense overall was in a bend-but-not-break mode, allowing four red-zone penetrations but forcing the Texans to settle for one TD and three FGs. Houston RB Arian Foster was the day's outstanding individual performer, rushing for 140 yards on 32 carries.

SCORE BY PERIODS	1	2	3	4	OT	PTS.
Cincinnati.....	0	7	3	3	—	13
Houston.....	3	6	7	3	—	19

TEAM — SCORING PLAY	QTR.-LEFT
Hou. — S.Graham 48 field goal.....	1-7:49
Hou. — S.Graham 27 field goal.....	2-13:07
Cin. — L.Hall 21 interception return (J.Brown kick).....	2-9:30
Hou. — S.Graham 22 field goal.....	2-2:19
Hou. — A.Foster 1 run (S.Graham kick).....	3-10:31
Cin. — J.Brown 34 field goal.....	3-7:48
Hou. — S.Graham 24 field goal.....	4-14:17
Cin. — J.Brown 47 field goal.....	4-9:03

Missed FGs: None. Attendance: 71,738. Time: 3:03.

TEAM STATISTICS	CIN.	HOU.
First downs.....	12	24
Third down conversions-attempts.....	0-9	8-17
Total net yards.....	198	420
Net yards rushing.....	80	158
Net yards passing.....	118	262
Pass attempts-completions-interceptions.....	30-14-1	38-29-1
Sacks against-yards lost.....	2-9	0-0
Punts-average.....	5-46.6	3-42.0
Punt returns-yards.....	3-12	2-14
Kickoff returns-yards.....	6-156	2-47
Penalties-yards.....	5-51	7-55
Fumbles-lost.....	1-0	0-0
Time of possession.....	21:11	38:49

## RUSHING

CIN.	ATT	YDS	LG	TD	HOU.	ATT	YDS	LG	TD
B.Green-Ellis	11	63	29	0	A.Foster	32	140	17	1
A.Dalton	4	15	12	0	K.Martin	1	16	16	0
B.Leonard	1	2	2	0	M.Schaub	4	1	2	0
					B.Tate	2	1	1	0
TOTALS	16	80	29	0	TOTALS	39	158	17	1

## PASSING

CIN.	ATT	CMP	YDS	TD-I	HOU.	ATT	CMP	YDS	TD-I
A.Dalton	30	14	127	0-1	M.Schaub	38	29	262	0-1
TOTALS	30	14	127	0-1	TOTALS	38	29	262	0-1

## RECEIVING

CIN.	NO	YDS	LG	TD	HOU.	NO	YDS	LG	TD
A.Green	5	80	45	0	O.Daniels	9	91	19	0
M.Jones	3	34	15	0	A.Foster	8	34	13	0
A.Hawkins	2	15	8	0	A.Johnson	4	62	22	0
J.Gresham	2	7	6	0	K.Walter	4	26	12	0
B.Green-Ellis	2	-9	-3	0	G.Graham	3	29	20	0
					J.Casey	1	20	20	0
TOTALS	14	127	45	0	TOTALS	29	262	22	0

## DEFENSE

Cincinnati (press box stats) — **ST-AT-TT:** R.Nelson 9-1-10, R.Mauluga 6-4-10, N.Clements 8-1-9, T.Newman 7-0-7, V.Burfit 4-2-6, L.Hall 4-0-4, P.Sims 4-0-4, D.Peko 3-1-4, R.Geathers 2-2-4, C.Dunlap 2-1-3, G.Atkins 1-2-3, M.Lawson 2-0-2, M.Johnson 1-1-2, E.Lamur 1-1-2, A.Jones 1-0-1, D.Skuta 1-0-1, W.Gilberry 0-1-1. **SKS.-YDS.:** None. **INT.-YDS.:** L.Hall 1-21. **PD:** L.Hall 1, A.Jones 1, T.Newman 1. **FF:** None. **FR-YDS.:** None.

Houston (press box stats) — **ST-AT-TT:** J.Joseph 5-0-5, J.Watt 5-0-5, B.James 4-0-4, S.Keo 2-2-4, B.Reed 3-0-3, C.Barwin 2-0-2, K.Jackson 2-0-2, G.Quin 2-0-2, A.Smith 2-0-2, B.Harris 1-0-1, D.Manning 1-0-1, E.Mitchell 1-0-1, B.Ruud 1-0-1. **SKS.-YDS.:** J.Watt 1-9, B.Reed 1-0. **INT.-YDS.:** J.Joseph 1-14. **PD:** G.Quin 3, K.Jackson 2, J.Joseph 2, J.Watt 2, C.Barwin 1, B.Harris 1. **FF:** None. **FR-YDS.:** None.

## 2013 SEASON

## AFC WILD CARD PLAYOFF

San Diego Chargers 27, Cincinnati Bengals 10  
Sunday, Jan. 5, 2014 at Paul Brown Stadium

The AFC North Division champion Bengals piled up a 439-318 yardage edge in their Wild Card playoff vs. San Diego, but the Chargers won with relative ease while posting a plus-four edge in turnover differential (four takeaways, no giveaways). The Bengals held a 10-7 halftime lead, but San Diego went ahead on an 80-yard TD drive on its first possession of the third quarter. The Chargers added a third-quarter FG after Bengals QB Andy Dalton lost a fumble, and the Chargers tacked on a fourth-quarter TD following an INT. The Bengals' lone TD came on a four-yard second-quarter pass from Dalton to TE Jermaine Gresham. WR Marvin Jones set a Bengals postseason record with 130 receiving yards, topping a former mark of 120 by Cris Collinsworth, and Dalton's 334 passing yards were second-most in Bengals postseason annals. The Chargers, a Wild Card playoff entry, advanced to a Divisional round game at New England.

SCORE BY PERIODS	1	2	3	4	OT	PTS.
San Diego .....	7	0	10	10	—	27
Cincinnati .....	0	10	0	0	—	10

TEAM — SCORING PLAY	QTR.-LEFT
S.D. — D.Woodhead 5 run (N.Novak kick) .....	1-0:48
Cin. — J.Gresham 4 pass from A.Dalton (M.Nugent kick) .....	2-5:59
Cin. — M.Nugent 46 field goal .....	2-0:00
S.D. — L.Green 4 pass from P.Rivers (N.Novak kick) .....	3-6:46
S.D. — N.Novak 25 field goal .....	3-2:00
S.D. — N.Novak 23 field goal .....	4-14:16
S.D. — R.Brown 58 run (N.Novak kick) .....	4-2:17

Missed FGs: None. Attendance: 62,277. Time: 3:10.

TEAM STATISTICS	S.D.	CIN.
First downs .....	16	27
Third down conversions-attempts .....	4-12	3-12
Total net yards .....	318	439
Net yards rushing .....	196	113
Net yards passing .....	122	326
Pass attempts-completions-interceptions .....	16-12-0	51-29-2
Sacks against-yards lost .....	1-6	3-8
Punts-average .....	6-43.2	3-39.3
Punt returns-yards .....	0-0	3-6
Kickoff returns-yards .....	1-23	6-151
Penalties-yards .....	5-28	4-38
Fumbles-lost .....	0-0	3-2
Time of possession .....	29:28	30:32

## RUSHING

S.D.	ATT	YDS	LG	TD	CIN.	ATT	YDS	LG	TD
R.Brown	8	77	58t	1	G.Bernard	12	45	12	0
D.Woodhead	15	54	9	1	B.Green-Ellis	8	42	12	0
R.Mathews	13	52	8	0	A.Dalton	5	26	12	0
E.Royal	1	9	9	0					
P.Rivers	2	4	2	0					
L.McClain	1	0	0	0					
TOTALS	40	196	58t	2	TOTALS	25	113	12	0

## PASSING

S.D.	ATT	CMP	YDS	TD-I	CIN.	ATT	CMP	YDS	TD-I
P.Rivers	16	12	128	1-0	A.Dalton	51	29	334	1-2
TOTALS	16	12	128	1-0	TOTALS	51	29	334	1-2

## RECEIVING

S.D.	NO	YDS	LG	TD	CIN.	NO	YDS	LG	TD
L.Green	3	34	22	1	M.Jones	8	130	49	0
K.Allen	2	21	12	0	G.Bernard	7	73	17	0
D.Woodhead	2	14	11	0	J.Gresham	7	64	13	1
R.Mathews	2	12	9	0	A.Green	3	34	14	0
E.Royal	1	33	33	0	A.Hawkins	3	20	10	0
R.Brown	1	9	9	0	M.Sanu	1	13	13	0
A.Gates	1	5	5	0					
TOTALS	12	128	33	1	TOTALS	29	334	49	1

## DEFENSE

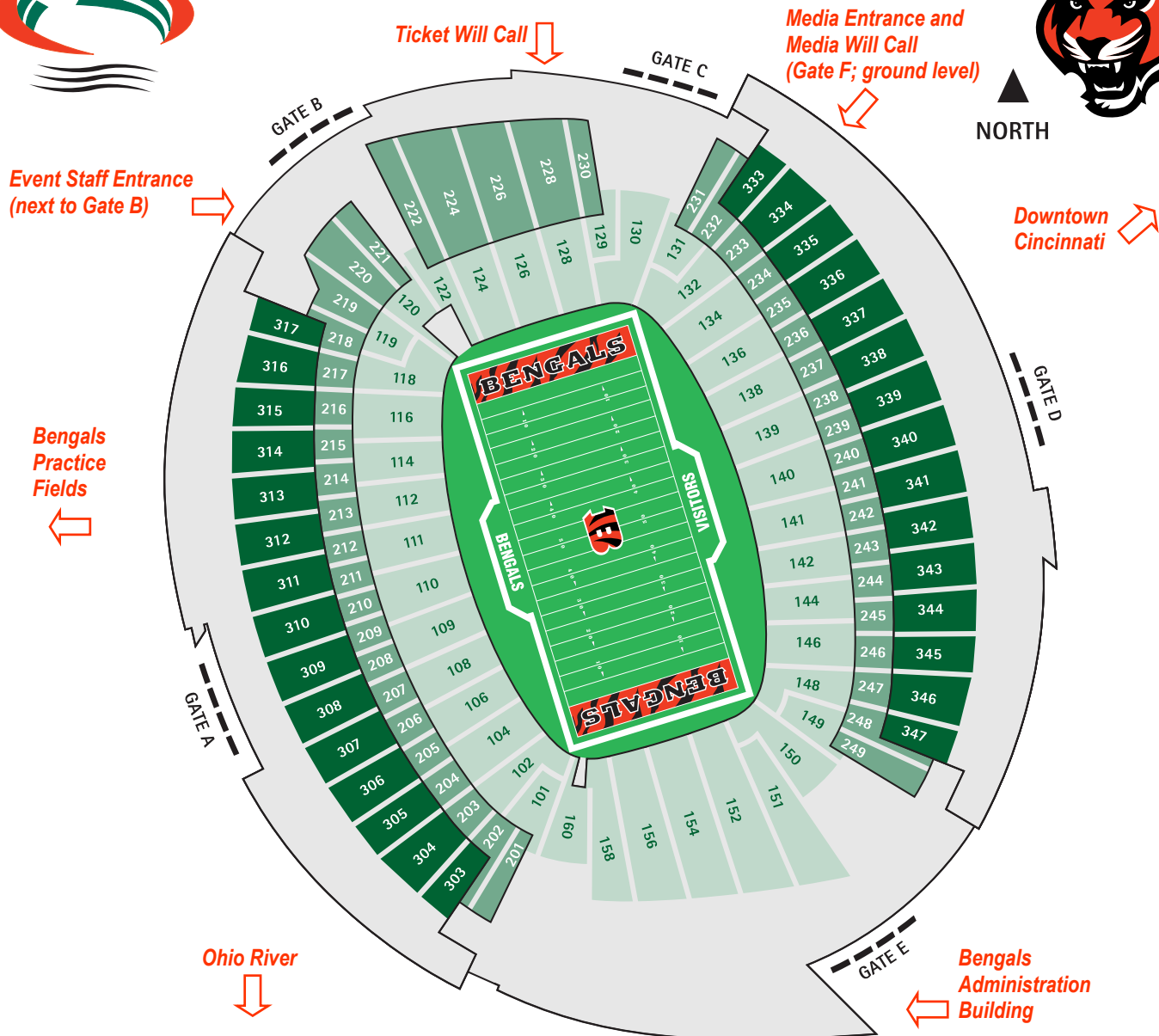
San Diego (press box stats) — **ST-AT-TT:** D.Butler 9-3-12, M.Te'o 3-4-7, J.Addae 4-1-5, M.Gilchrist 3-2-5, J.Johnson 3-2-5, C.Liugot 3-2-5, R.Walker 3-2-5, E.Wedde 3-2-5, S.Wright 3-2-5, M.Ingram 0-3-3, R.Marshall 2-0-2, C.Thomas 2-0-2, D.Stuckey 1-1-2, L.Guy 1-0-1, K.Reyes 0-1-1. **SKS.-YDS.:** J.Johnson 1-4, C.Thomas 1-3, C.Liugot 1-1. **INT.-YDS.:** S.Wright 1-30, M.Ingram 1-3. **PD:** D.Stuckey 2, M.Ingram 1, K.Reyes 1, E.Wedde 1, S.Wright 1. **FF:** D.Butler 1. **FR-YDS.:** R.Marshall 1-13, J.Addae 1-0.

Cincinnati (press box stats) — **ST-AT-TT:** R.Mauluga 12-3-15, A.Jones 7-0-7, V.Burfit 2-5-7, B.Thompson 3-2-5, R.Nelson 4-0-4, C.Dunlap 2-2-4, J.Harrison 3-0-3, W.Gilberry 2-1-3, G.Iloka 2-0-2, D.Kirkpatrick 2-0-2, D.Peko 2-0-2, C.Crocker 1-1-2, M.Johnson 1-0-1. **SKS.-YDS.:** V.Burfit 0.5-3, C.Crocker 0.5-3. **INT.-YDS.:** None. **PD:** None. **FF:** None. **FR-YDS.:** None.





# Paul Brown Stadium Seating Diagram and Ticket Information



Paul Brown Stadium seats 65,515 for Bengals games. Ticket information is available online by visiting [www.bengals.com](http://www.bengals.com). Fans can purchase tickets, which range in price from \$44-\$95, in any of the following three ways:

- 1) By telephone by contacting the Bengals ticket office at 513-621-TDTD (8383) or TicketMaster at 1-800-745-3000.
- 2) Online by visiting [www.bengals.com](http://www.bengals.com) or [www.ticketmaster.com](http://www.ticketmaster.com).
- 3) In person from 9 a.m.-5 p.m. Monday through Friday at the Bengals ticket office, located in the team's administrative offices on the Plaza Level near Gate E on the southeast side of the stadium. On game days, the ticket office is located on the Plaza Level between Gates B and C on the north side of the stadium, opening four hours prior to kickoff for day-of-game ticket purchases. Tickets also can be purchased in person at any area TicketMaster outlet.

For information about season tickets, contact the Bengals ticket office at 513-621-TDTD (8383) or visit [www.bengals.com](http://www.bengals.com). For information about club seats, private suites and hospitality opportunities, contact the team's premium seat sales department at 513-621-3550 (ext. 2352) or visit [www.bengals.com](http://www.bengals.com).

Paul Brown Stadium seating elevations are divided into three primary levels. The capacities and price ranges:

SEATING AREA	*NO. OF SEATS	*TICKET PRICE
Field Level (light green sections in above diagram).....	28,385	\$80-\$95
Club Level (medium green; includes private suites).....	17,800	\$66-\$80
Canopy Level (dark green).....	19,330	\$44-\$80
	<b>65,515</b>	

*\*NOTE: Price ranges listed are for non-premium, single-game tickets only. For information about the pricing of club seats, private suites and hospitality opportunities, contact the Bengals' premium seat sales department at 513-621-3550 (ext. 2352). The stadium capacity listed does not include additional standing room seats in private suites, or wheelchair-accessible seating locations.*



# CINCINNATI BENGALS

One Paul Brown Stadium, Cincinnati, Ohio 45202

Administrative Offices: (513) 621-3550 | FAX: (513) 621-3570

Bengals Ticket Hotline: (513) 621-8383 | Toll-free Ticket Hotline: (866) 621-8383

[www.bengals.com](http://www.bengals.com)

## 2014 SCHEDULE

### Preseason

DAY	DATE	OPPONENT	TIME
Thurs.	Aug. 7	at Kansas City	8 p.m.
Sat.	Aug. 16	N.Y. JETS	7 p.m.
Sun.	Aug. 24	at Arizona (NBC)	8 p.m.
Thurs.	Aug. 28	INDIANAPOLIS	7 p.m.

### Regular season

DAY	DATE	OPPONENT	TIME
Sun.	Sept. 7	at Baltimore	1 p.m.
Sun.	Sept. 14	ATLANTA	1 p.m.
Sun.	Sept. 21	TENNESSEE	1 p.m.
Sun.	Sept. 28	— BYE —	
Sun.	Oct. 5	at New England (NBC)*	8:30 p.m.
Sun.	Oct. 12	CAROLINA*	1 p.m.
Sun.	Oct. 19	at Indianapolis*	1 p.m.
Sun.	Oct. 26	BALTIMORE*	1 p.m.
Sun.	Nov. 2	JACKSONVILLE*	1 p.m.
Thurs.	Nov. 6	CLEVELAND (NFL Network)	8:25 p.m.
Sun.	Nov. 16	at New Orleans*	1 p.m.
Sun.	Nov. 23	at Houston*	1 p.m.
Sun.	Nov. 30	at Tampa Bay*	1 p.m.
Sun.	Dec. 7	PITTSBURGH*	1 p.m.
Sun.	Dec. 14	at Cleveland*	1 p.m.
Mon.	Dec. 22	DENVER (ESPN)	8:30 p.m.
Sun.	Dec. 28	at Pittsburgh*	1 p.m.

All times are Eastern.

An asterisk (\*) denotes a game subject to flexible scheduling.