

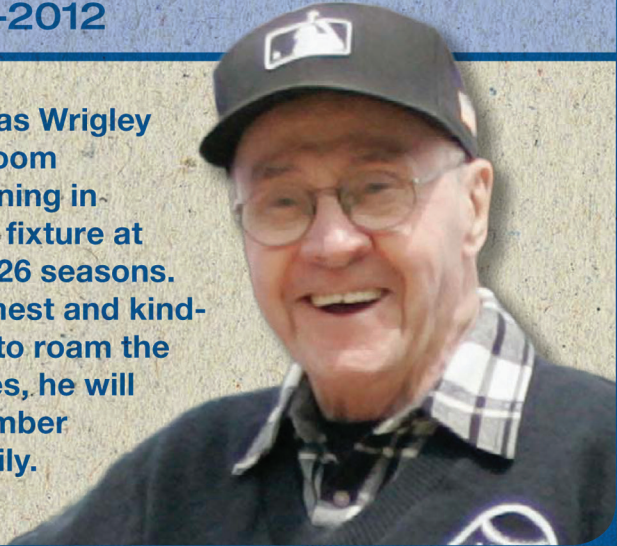
IN MEMORY OF



JIMMY FARRELL

1921-2012

Jimmy Farrell was Wrigley Field's umpire room attendant beginning in 1982, and was a fixture at the ballpark for 26 seasons. One of the warmest and kind-hearted people to roam the Friendly Confines, he will always be a member of the Cubs family.



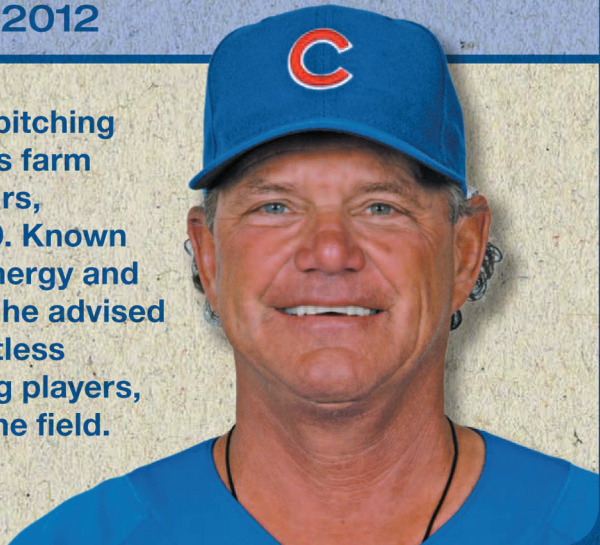
IN MEMORY OF



TOM PRATT

1950-2012

Tom Pratt was a pitching coach in the Cubs farm system for 14 years, beginning in 1999. Known for his endless energy and positive attitude, he advised and guided countless numbers of young players, both on and off the field.



2013 CHICAGO CUBS MEDIA GUIDE

Chicago Cubs Baseball Club, LLC

Wrigley Field
1060 W. Addison
Chicago, IL 60613-4397

Telephone: 773-404-CUBS
Media Relations Fax: 773-404-4129
Internet: www.cubs.com
Twitter: @Cubs

Wrigley Field

First Game: April 23, 1914
First Cubs/National League Game: April 20, 1916
Capacity: 41,019
Dimensions (LF-LC-CF-RC-RF): 355-368-400-368-353

Minor League System

AAA: Iowa Cubs – Pacific Coast League
AA: Tennessee Smokies – Southern League
A: Daytona Cubs – Florida State League
A: Kane County Cougars – Midwest League

Short-Season A: Boise Hawks – Northwest League
Rookie: Mesa Cubs – Arizona League
Rookie: Dominican Cubs – Dominican Summer League
Rookie: Venezuela Cubs – Venezuela Summer League

Major League Baseball

245 Park Avenue
New York, NY 10167
Telephone: 212-931-7800
Internet: www.MLB.com
Twitter: @MLB

2013 Chicago Cubs Media Guide

The 2013 Chicago Cubs Media Guide was produced by the Cubs Media Relations Department. Information within is for use by accredited members of the news media. Those desiring to use this information for commercial purposes must contact the Cubs Media Relations Department. This guide is based on information available through February 10, 2013.

Written and Edited By: Jason Carr

Statistical/Research Consultant: Ed Hartig

Editorial Assistants: Peter Chase, Dustin Harrington, Safdar Khan

Statistical Assistance: MLB Baseball Information System, Elias Sports Bureau, STATS Inc.

Photographers: Stephen Green and David Durochik

Printer: Lake County Press (Waukegan, IL)

Special Thanks To: Jeff Chernow, Megan Cornish, Bryan Evans, Shane Farrell, Ryan Mackman, Lukas McKnight, Cory Schwartz, Aubrey Sparrey, Allan Spear, Alex Suarez, Jessica Tompkins and Alex Wilcox

Copyright 2013 – Chicago Cubs Baseball Club, LLC. All Rights Reserved.

About the Cover: The 2013 Chicago Cubs Media Guide cover features (from left): pitcher Matt Garza, second baseman Darwin Barney, first baseman Anthony Rizzo, shortstop Starlin Castro and pitcher Jeff Samardzija.

Photo illustration/design by EMI.

Photographs by Stephen Green

TABLE OF CONTENTS

2013 Cubs/Wrigley Field

2013 Cubs Roster.....	7-9
Birthdays (In-Season)/Anniversary Dates.....	10
Front Office Directory.....	11-12
How The 2013 Cubs Were Built.....	342
Important Dates In 2013.....	14
Media Policies/Reglas de Prensa.....	360-361
Milestones Within Reach In 2013.....	10
Mission Statement.....	21
Rookie Of The Year Qualifiers.....	173
Spring Training Information/Schedule.....	365-366
Wrigley Field History And Information.....	362-364
Wrigley Field Home Run Records.....	31
Wrigley Field Promotional Schedule.....	364
Wrigley Field Wind Trends.....	274, 362

2013 Cubs Biographies

Executives.....	13-23
Manager Dale Sveum and Coaching Staff.....	24-37
Medical Staff/Clubhouse Staff.....	38-41
Players.....	42-194
TV and Radio Broadcasters.....	357-359

2012 Cubs Season in Review

2012 Regular Season Review.....	267-268
American League Batting/Pitching/Fielding Statistics.....	279-280
Attendance Figures.....	269-271
Breaking Down The Cubs Record.....	271
Cubs Batting/Pitching/Fielding Statistics.....	273-276
Cubs Batting/Pitching Leaders.....	274
Day-By-Day Results.....	269-271
Ejections.....	280
Highs and Lows.....	272
Lineup Breakdowns.....	274
Major League Standings.....	276
National League Batting/Pitching/Fielding Statistics.....	277-278
Runs Scored Breakdowns.....	273
Transactions: January 1, 2012-February 6, 2013.....	281-282

Cubs Batting Records

200-Hit Club.....	290
.300 Hitters Since 1900.....	298
All-Time Batting Leaders.....	296
Batters: Last Time It Happened.....	297
Batters: Only Time It Happened.....	291
Batting Records (Career And Season).....	290-291
Cycle Hitters.....	290
Home Run/Grand Slam Records.....	294
Inside-The-Park Home Runs.....	295
Longest Hitting Streaks.....	290
Miscellaneous Club Records (Since 1900).....	297
Pinch-Hit/Switch-Hit/Extra-Inning Records.....	295
Single-Game Batting Records.....	292
Single-Season Leaders By Position.....	293
Single-Season Batting Leaders.....	293
Steals Of Home.....	295
Yearly Batting Leaders Since 1876.....	285-289
Yearly Batting Statistics Since 1876.....	283-284

Cubs Pitching/Fielding Records

20-Game Winners.....	306
All-Time Pitching Leaders.....	308
Fielding Records.....	311
Longest Winning Streaks (Individual).....	306
No-Hitters/One-Hitters.....	309-10
Pitchers Batting Records.....	302
Pitchers: Last Time It Happened.....	310
Pitchers: Only Time It Happened.....	307
Pitching Records.....	306-307
Single-Season Pitching Leaders.....	308
Winning Percentage Leaders.....	306
Yearly Pitching Leaders Since 1876.....	301-305
Yearly Pitching Statistics Since 1876.....	299-300

Cubs Historical Information

All-Star Cubs.....	328
All-Time Roster Since 1876.....	317-324
Award Winners.....	327
Best/Worst Monthly Records and Season Starts.....	333
Coaches Since 1921.....	316
Cubs in the Community.....	5-6
General Managers Since 1934.....	326
Hall Of Fame Cubs.....	326
Highlights In Cubs History.....	312-313
Managers Since 1876.....	316
Mr. Cub — Ernie Banks.....	74
Nicknames Used By The Cubs.....	312
Opening Day Lineups and Results Since 1924.....	329-332
Ownership History.....	40
Uniform Number Data.....	325-326
Vs. Opponents Since 1876.....	333-342
Winning/Losing Streaks.....	333
Year-By-Year Record Since 1876.....	314-315

Cubs Post-Season History

All-Time Post-Season Roster.....	353
Club Post-Season Records.....	354
Individual Post-Season Records.....	355-356
Post-Season Series-by-Series Recaps.....	343-352

Minor Leagues/Scouting

Club-By-Club Affiliates Information/2012 Statistics.....	198-213
First-Round Picks Since 1965.....	197
First-Year Draft — 2012.....	209
Minor League Coordinators/Instructors.....	195-197
Minor League Player Register.....	218-266
Scouting/International Operations Directory.....	214-217

RULES/DEFINITIONS

Consecutive-Game Streaks	99
Game Definitions (Night/Twi-Night/Tie/Suspended)	45
How To Figure Baseball Statistics	197
Major League Waiver Rules.....	129
Pinch-Hitter Definition	139
Qualifying Numbers (Batting/ERA/Fielding Championships)	174
Rookie Definition.....	173
Save Rule	194

CUBS RECORDS

Attendance, Chicago Record	96
Attendance, Season Records.....	359
Best/Worst Career Starts by a Pitcher.....	302
Consecutive Games With One or More Hits, Team	309
Consecutive Home Wins by Pitcher.....	110
Doubles, Most in a Season	147
Fewest Starters Used In Season	289
Grand Slam Info, All-Time by Cubs.....	294
Home Runs Hit at Wrigley Field.....	206
Homer Record Over Three-Game Span.....	156
Homers By Pitching Staff.....	307
Left-Handed Pitchers Used in One Season	302
Longest Cubs Games (Innings and Time).....	84
Longest Span Between Cubs Tenures.....	287
Lopsided Wins/Losses	190
Most Players Used In One Season	208
Opening Day Runs Scored.....	290
Pitchers Used In One Season	302
Rookies, Club Mark For Most Used in One Season.....	335
Saves in Major League Debuts	302
Scoring In Consecutive Games	171
Strikeouts By Reliever.....	302
Strikeouts 9.0-Inning Game	304
Two-Game and Doubleheader Records	291
Wood's 20-Strikeout Game	266

CUBS FIRST/LAST TIME IT HAPPENED

Back-To-Back 20-Hit Games.....	298
Back-To-Back Game-Ending Homers.....	351
Back-To-Back-To-Back 10-Plus Strikeouts Games	298
Doubleheaders, Last Time It Happened	141
Eight Runs in Consecutive Innings	171
First Cub Born in Each Decade.....	177
First Cubs Born in Foreign Countries.....	51
Five Cubs With 200.0 Innings Pitched	139
Gametime Temperatures, Wrigley Field.....	158
Largest Comeback Victory and Last-Inning Comeback Victory	220
Last Cubs Starter To Open Campaign 5-0	122
Last Pitcher to Have Four Hits/Multi-HR Against Cubs.....	348
Last Position Player To Pitch.....	302
Last Rookie To Hurl Back-to-Back Complete Games.....	302
Last 16-Inning, 1-0 Game	135
Last Time Cubs Allowed Fewer Than Three Runs In Three-Game Series ..	171
Last Time Cubs Threw Three-Straight Complete Games.....	303
Last Time Cubs Threw Three-Straight Shutouts	171
Last Time Three Straight 10-Run Games	171
Last Trades With American League Clubs	342
Starts, 32 by Four Different Pitchers in a Season.....	116
Sweeps, Last Time It Happened	145
Triple Plays.....	110

OTHER SUBJECTS

Athletic Trainer Register	39
Biggest Turnaround in a Season	305
Canadian-Born Cubs.....	135
Chicago Media in the Hall of Fame.....	326
Chicago Natives Playing For Cubs.....	116
Consecutive 1-0 Contests	336
Consecutive Series Sweeps	264
Cubs Broadcasters Since 1948.....	359
Cubs/Phillies 26-23 Game	338
Directly To Majors, Only Cub	354
Father-Son and Brother Combinations in Cubs History.....	113
First-Game Record At New Ballparks	342
First-Round Selections, June Draft.....	197
Franchise Nicknames Since 1876.....	312
Highest Scoring Cubs Games/20-Run Games	296
How 2013 Cubs Were Built	342
Japanese-Born Cubs.....	92
Lefty Tyler 21.0-Inning Outing.....	302
Longest Cubs Winning/Losing Streaks	333
Milestone Victories in Franchise History.....	356
Minor League Affiliate Extensions	262
Most Popular Last Names In Cubs History	317
Most Regular Season Victories, M.L. History	356
No Fielding Chances For First Baseman	288
Oldest Cubs Players	66
Ownership History	40
Players On Roster Originally Signed By Cubs Organization	104
Roberto Clemente Award.....	190
Sandberg Game.....	348
Social Media and the Cubs.....	185
Winning Seasons vs. St. Louis	340
World Baseball Classic and Cubs	35
Wrigley Field Wind Trends	274, 362
Youngest Cubs To Play In Postseason.....	343
Youngest Players To Play For Cubs.....	279
Zip Zabel 18.1-Inning Relief Outing.....	302

Cubs in the Community



The Chicago Cubs community activities and charitable contributions reflect a commitment to be a good neighbor and corporate citizen. These efforts help improve the lives of children and families across our city and surrounding areas. With the help of a great team of players, front office staff, spouses and corporate partners, the Cubs are working to be the best in the game, on and off the field.

The Cubs have invested in neighborhood improvement activities and committed to increasing the team's charitable donations and year-round service involvement. Chicago Cubs Charities aims to increase access to sports opportunities and to improve health, fitness and education for those at risk.

The Cubs have also continued our valuable partnership with Cubs Care, a fund of the Robert R. McCormick Foundation, to provide financial support to quality non-profit organizations in Chicago and beyond.

In 2013, the organization's goal is to raise the bar even further. Fundraising events for 2013 include:

50/50 Raffle

Fans can try their luck and purchase raffle tickets during Cubs home games. The winner receives 50% of the net ticket revenues, while the remainder benefits programs funded by Chicago Cubs Charities.

Chicago Cubs Bricks and Ivy Ball Thursday, April 11

Fans enjoy a seated dinner with a Cubs player, coach or member of the organization during the third annual Chicago Cubs Bricks and Ivy Ball at the elegant Grand Ballroom at Navy Pier. The event will feature cocktails, dinner, a silent and live auction, and entertainment. An exclusive VIP reception with players and coaches takes place before dinner.

The Cubs Bricks and Ivy Ball benefits Chicago Cubs Charities. For more information or to purchase tickets, visit cubs.com/brickssandivy.

Race to Wrigley 5K Presented by Athletico Saturday, May 11

The eighth annual Race to Wrigley 5K presented by Athletico takes place May 11. Participants will run through the streets of the Lake View neighborhood and finish under the famed Wrigley Field marquee. Top fundraisers will run a post-race victory lap around the warning track. For more information or to register, visit www.racetowrigley.com.



Catch in the Confines Presented by Advocate Health Care Sunday, June 16

Three time slots: 11 A.M., Noon, 1 P.M.

Have fun in the outfield grass at Catch in the Confines presented by Advocate Health Care. Families and fans of all ages have the opportunity to play catch in the outfield, hit in the batting cage or chat in the dugouts of beautiful Wrigley Field. Participants' tickets are \$150 each and include field access, a commemorative t-shirt, souvenir photograph, baseball and lunch.

Guest tickets are also available for \$15 each and allow access to the stadium and lunch for guests and family members who wish to watch from the stands, but not participate on the field.

For more information or to purchase tickets, visit cubs.com/community.

Wrigley Field Road Tour

Sunday, August 25

Join Cubs owner Todd Ricketts for the Wrigley Field Road Tour. Cyclists kick off and finish a 100-mile ride at Wrigley Field, culminating with a musical guest and BBQ celebration on the outfield grass. Proceeds benefit Chicago Cubs Charities and World Bicycle Relief.

For more information or to register to ride, please call 773-404-CUBS.

Cubs Caravan

January 15-16, 2014

Cubs players, coaches, broadcasters and front office personnel embark on an annual two-day excursion visiting schools, neighborhoods and communities in Illinois.

In 2013, the Cubs Caravan "On the Move Tour" visited six schools, four hospitals and the Chicago Public Library. New stops included the 2nd Battalion, 24th Marine base where Cubs players, coaches and front office staff served lunch to active duty military and veterans in partnership with the USO.

Cubs Convention

January 17-19, 2014 at the Sheraton Chicago Hotel and Towers

The Cubs Convention is a three-day baseball celebration each winter where fans get a chance to mingle with Chicago Cubs players, alumni, broadcasters, coaches and team officials.

The 2014 Cubs Convention, the team's 29th, will include autographs and photo sessions, question-and-answer seminars and the sale and display of Cubs memorabilia.

Working in the Lake View Community

The Cubs work hard to communicate with those who live and work in the communities around the ballpark. The team actively participates in preserving and enhancing the quality of life for Lake View residents, as well as providing events and activities contribute to the unique and diverse fabric of the neighborhood and generate increased business for the area.

Those who live in Lake View can sign up for our neighborhood newsletter, Cubs Community Connection, at www.cubs.com/neighbors.

Lending a Helping Hand

In 2012, more than 7,600 institutions and organizations received tickets or Cubs memorabilia as charitable contributions to fundraising auctions and raffles. Through these donations, an estimated \$880,000 was generated for non-profit fundraisers.

To learn more or make a request, visit www.cubs.com/donations.

Youth and Special Needs Baseball

McCormick Foundation's Cubs Care grants support organizations committed to bringing quality sports programming to the children of Chicago. Each year, more than 13,000 children and young adults participate in sports programs supported by Cubs Care grants.

Programs funded through Cubs Care include:

Cubs Care Rookie League— A partnership with the Chicago Park District, Rookie League is an introductory league for six to 12-year-olds. The league has grown to 96 locations with 521 teams across Chicago. Each year, more than 8,000 children from neighborhoods throughout the city can participate in the program free of charge.

Inner City Youth Baseball— Inner City Youth Baseball provides recreational activities for more than 360 kids ages nine to 12 who live in Chicago Housing Authority developments and scattered site housing throughout Chicago. The program is operated in partnership with the Chicago Park District. It also helps encourage participation of African Americans in baseball by exposing African American youth to the game.

Reviving Baseball in the Inner Cities (RBI)— The Reviving Baseball in Inner Cities (RBI) program of the Union League Boys & Girls Clubs of Chicago reaches approximately 300 mostly minority teens, ages 13 to 18, living in some of the poorest communities in Chicago. Grants typically cover all programs costs so the league can provide equipment, uniforms and instruction at no cost to the participants. The Cubs RBI All-Star team appeared in the RBI World Series in 2011.

RBI Girls Fast Pitch Softball— The RBI Girls Fast Pitch Softball program aims to expose girls, ages 11 through 14, to competitive league play. The program was piloted in 2010 with four teams and was so well received the league has now expanded to eight teams with more than 100 participants. A grant awarded by Cubs Care helped create more opportunities for young girls interested in softball.

Girls In The Game— Girls in the Game provides and promotes sports and fitness, health education and leadership development to enhance the overall well-being of girls. Girls in the Game uses sports to teach girls the important life lessons of teamwork, voice, leadership, confidence and healthy choices. Grants from Cubs Care help expand the organization's direct service and provide increased weekend and school break programming.

Special Recreation Programs— The Chicago Park District's Special Recreation programs are geared towards helping children and adults with special needs. These programs include Beep Baseball for the visually impaired, Buddy Baseball for the physically challenged, Deaf & Hard of Hearing softball for the hearing impaired and Alternative Athletic Conference (AAC) softball for those with learning/behavioral problems.

Wheelchair Cubs— The Rehabilitation Institute of Chicago (RIC) provides adults with disabilities the opportunity to play competitive wheelchair softball. In addition to supporting the wheelchair softball team, the Cubs also support the RIC Caring for Kids program which provides noncompetitive introductory sports and recreation programs for children with physical disabilities in the greater Chicagoland area.

RIC used the Cubs Care grants to support its competitive wheelchair softball teams and fund two adaptive summer camps in 2012 to help promote independence. A Cubs Care grant helped create Illinois' first-ever public wheelchair baseball stadium in 2003.

Reaching Out to the Latino and African American Communities

The Cubs are committed to connecting with the Hispanic and African-American communities in Chicago.

African American Outreach

In addition to the team's efforts to increase the participation of African American youth in baseball, the Cubs are stepping up their efforts to strengthen relationships in the African American community.

In 2012, the Cubs were presenting sponsors of the Chicago Football Classic and donated hundreds of tickets to inner-city youth. The Cubs also participated in the annual Bud Billiken back-to-school parade and hosted the entire Bud Billiken Royal Court during a pregame ceremony at the ballpark last summer.

In September, the Cubs hosted several congregations and pastors from South Side churches for an inaugural "Church Day" at the Friendly Confines.

Last winter, team officials joined Ald. Carrie Austin, 34th Ward, Ald. Michelle Harris, 8th Ward and Ald. Latasha Thomas, 17th Ward to donate toys to hundreds of families on the city's south side and in Englewood. The Cubs also donated 1,000 winter caps to children at Salem Baptist Church.

Hispanic Outreach

The Cubs relationships with Spanish language publications and broadcasts, baseball programs and charitable organizations serving Hispanic communities throughout the area, and around the world, are growing. Among them:

Harrison Park

The Cubs and Chicago Cubs Charities partnered with Cristo Rey Jesuit High School, the Pritzker Traubert Family Foundation and 25th Ward Alderman Danny Solis on a new state of the art, all-weather athletic field at the Chicago Park District's Harrison Park in the Pilsen community. The field will be used for youth athletic programs, adult softball leagues and Cristo Rey Jesuit High School students.

ILAC Centro Educacion para la Salud Integral, Dominican Republic

Chicago Cubs Charities contributed \$25,000 in 2012 to fund diabetes research and treatment, support a surgical recovery room in the Dominican Republic and to provide support for schools and education-related facilities. Cubs owners Tom, Pete and Todd Ricketts visited the facility in January 2011 and 2012.

LosCubs.com

The Cubs launched a Spanish language Web site in April 2007, Loscubs.com. The site provides Spanish-speaking fans with up-to-date news, team information, game recaps and exclusive player profiles and stories, all in Spanish.

On The Radio

In 2013, more than 40 Cubs games will be broadcast in Spanish on WRTO-AM 1200, and made available on television via SAP.

Cubs 2013 Spring Training Roster (As of February 10, 2013)

NO.	PITCHERS (31)	B-T	HT	WT	BORN	RESIDENCE	2012 CLUB(S)	W-L	ERA	G	GS	CG	SH	SV	IP	H	R	ER	BB	S)	MLS
32	Baker, Scott	R-R	6-4	216	9/19/81 in Shreveport, LA	Cape Coral, FL	Boston	0-0	3.00	2	0	0	0	0	3.0	2	1	1	1	3	6+128
28	Bowden, Michael	R-R	6-3	215	9/9/86 in Winfield, IL	Oswego, IL	CUBS	0-0	2.95	30	0	0	0	0	36.2	30	12	12	16	29	1+84
55	Cabrera, Alberto	R-R	6-4	210	10/25/88 in Las Matas De Farfan, D.R.	Las Matas De Farfan, D.R.	Iowa-AAA	3-2	2.76	23	0	0	0	2	32.2	19	12	10	17	35	0+64
54	Camp, Shawn	R-R	6-0	205	11/18/75 in Fairfax, VA	Haymarket, VA	Tennessee-AA	2-1	2.52	23	0	0	0	5	35.2	30	15	10	10	45	0+64
76	Carpenter, Drew*	R-R	6-3	230	5/18/85 in Grants Pass, OR	Moreno Valley, CA	Iowa-AAA	2-0	4.19	13	0	0	0	0	19.1	29	13	9	4	29	0+170
							CUBS	1-1	5.40	25	0	0	0	0	21.2	16	15	13	18	27	7+170
							CUBS	3-6	3.59	80	0	0	0	2	77.2	79	32	31	21	54	0+122
							Las Vegas-AAA	6-3	3.38	21	12	0	0	0	74.2	83	31	28	19	56	
							Toronto	0-0	5.00	6	0	0	0	0	9.0	7	5	5	6	9	
							Binghamton-AA	0-0	0.00	5	0	0	0	3	5.0	4	0	0	2	10	
							Buffalo-AAA	0-0	1.93	5	0	0	0	0	4.2	5	1	1	0	6	
37	Chapman, Jaye*	R-R	6-0	195	5/22/87 in Panama City, FL	Lynn Haven, FL	Gwinnett-AAA	3-6	3.52	40	0	0	0	7	53.2	46	31	21	29	60	0+30
							Iowa-AAA	0-2	7.71	8	0	0	0	0	9.1	11	8	7	10	0	
							Tennessee-AA	0-0	0.00	2	0	0	0	0	2.0	0	0	0	0	2	
							CUBS	0-1	3.75	14	0	0	0	0	12.0	8	5	5	10	12	
27	Coleman, Casey*	L-R	6-0	185	7/3/87 in Fort Myers, FL	Cape Coral, FL	Iowa-AAA	2-4	4.34	13	11	0	0	0	58.0	53	29	28	25	52	1+44
							CUBS	0-2	7.40	17	1	0	0	0	24.1	37	20	12	16	16	
77	Diaz, Dayton*	R-R	5-10	188	2/10/89 in Cartagena, Colombia	Cartagena, Colombia	Lexington-A	5-4	1.85	41	0	0	0	19	58.1	40	14	12	30	64	0
48	Dolls, Rafael	R-R	6-4	215	1/10/88 in Romana, D.R.	San Pedro de Macoris, D.R.	CUBS	2-4	6.39	34	0	0	0	4	38.0	40	29	27	23	24	0+121
							Iowa-AAA	0-1	2.51	13	0	0	0	3	14.1	15	4	4	6	14	
							Mesa-R	1-1	6.35	5	0	0	0	0	5.2	7	5	4	2	5	
							Tennessee-AA	0-0	0.00	2	0	0	0	0	2.0	2	0	0	0	2	
46	Feldman, Scott	L-R	6-7	230	2/7/83 in Kailua, HI	Peoria, AZ	Texas	6-11	5.09	29	21	0	0	0	123.2	139	79	70	32	96	6+91
11	Fujikawa, Kyuji	L-R	6-0	168	7/21/80 in Kochi City, Japan	Nishinomiya, Japan	Hanshin-JAPAN	2-2	1.32	48	0	0	0	24	47.2	34	7	7	15	58	0
22	Garza, Matt	R-R	6-4	215	11/26/83 in Selma, CA	Fresno, CA	CUBS	5-7	3.91	18	18	0	0	0	103.2	90	48	45	32	96	5+149
36	Jackson, Edwin	R-R	6-3	208	9/9/83 in New Ulm, West Germany	Atlanta, GA	Washington	10-11	4.03	31	31	1	0	0	189.2	173	90	85	58	168	7+70
60	Lewis, Jensen*	R-R	6-3	220	5/16/84 in Cincinnati, OH	Glendale, AZ	Reno-AAA	7-2	3.65	52	0	0	0	4	56.2	50	27	23	20	43	2+133
85	Loux, Barrett*	R-R	6-5	225	4/6/89 in Houston, TX	Houston, TX	Frisco-AA	14-1	3.47	25	25	0	0	0	127.0	120	56	49	41	100	0
49	Marmol, Carlos	R-R	6-2	215	10/14/82 in Bonao, D.R.	Bonao, D.R.	CUBS	3-3	3.42	61	0	0	0	20	55.1	40	24	21	45	72	6+84
							Iowa-AAA#	0-0	0.00	2	0	0	0	0	2.0	4	0	0	2	4	
71	McNitt, Trey	R-R	6-4	220	8/2/89 in Birmingham, AL	Haleyville, AL	Tennessee-AA	9-8	4.26	34	17	0	0	0	95.0	93	58	45	45	66	0
50	Parker, Blake*	R-R	6-3	225	6/19/85 in Fayetteville, AR	Fayetteville, AR	Iowa-AAA#	1-1	3.42	21	0	0	0	6	23.2	16	9	9	6	22	0+140
63	Putnam, Zach*	R-R	6-2	225	7/3/87 in Rochester, MI	Ann Arbor, MI	CUBS	0-0	6.00	7	0	0	0	0	6.0	10	7	4	5	6	
							Colorado Springs-AAA	3-4	4.15	49	0	0	0	12	60.2	73	35	28	27	49	0+19
43	Raley, Brooks	L-L	6-3	180	6/29/88 in San Antonio, TX	Uvalde, TX	Colorado	0-0	0.00	2	0	0	0	0	2.0	3	0	0	1	0	0+13
							Tennessee-AA	2-2	3.51	8	8	0	0	0	48.2	47	19	19	12	29	
							Iowa-AAA	4-8	3.62	14	14	1	1	0	82.0	87	39	33	28	69	
							CUBS	1-2	8.14	5	5	0	0	0	24.1	33	23	22	11	16	
56	Rondon, Hector	R-R	6-3	180	2/26/88 in Guatire, Venezuela	Guatire, Venezuela	AZL Indians-R	0-0	0.00	2	2	0	0	0	3.0	0	0	0	1	6	0
							Akron-AA	0-0	2.25	2	0	0	0	0	4.0	4	1	1	1	3	0
18	Rusin, Chris	L-L	6-2	195	10/22/86 in Detroit, MI	Canton, MI	Iowa-AAA	8-9	4.55	25	25	0	0	0	140.1	146	81	71	53	94	0+44
							CUBS	2-3	6.37	7	7	0	0	0	3.0	0	0	0	0	1	
							Tennessee-AA	0-0	0.00	1	1	0	0	0	3.0	0	0	0	0	1	
40	Russell, James	L-L	6-4	200	1/8/86 in Cincinnati, OH	Coleville, TX	CUBS	7-1	3.25	77	0	0	0	2	69.1	67	28	25	23	55	3+0
29	Samarzija, Jeff	R-R	6-5	225	1/23/85 in Merrillville, IN	Valparaiso, IN	CUBS	9-13	3.81	28	28	1	0	0	174.2	157	79	74	56	180	3+28
81	Struck, Nick*	R-R	5-11	195	10/7/89 in Portland, OR	Damascus, OR	Tennessee-AA	14-10	3.18	28	26	0	0	0	155.2	140	69	55	44	123	0
47	Takahashi, Hsaroni*	L-L	5-10	175	4/2/75 in Tokyo, Japan	Tokyo, Japan	Los Angeles (A.L.)	0-3	4.93	42	0	0	0	0	42.0	39	24	23	10	41	3+0
							Salt Lake-AAA	0-0	0.00	1	0	0	0	0	1.0	0	0	0	0	0	
							Pittsburgh	0-0	8.64	9	0	0	0	0	8.1	10	8	8	4	11	

Cubs 2013 Spring Training Roster (As of February 10, 2013)

NO.	PITCHERS (Cont'd)	B-T	HT	WT	BORN	RESIDENCE	2012 CLUB(S)	W-L	ERA	G	GS	CG	SH	SV	IP	H	R	ER	BB	S	MLS
57	Villanueva, Carlos	R-R	6-2	233	11/28/83 in Santiago, D.R.	Santo Domingo, D.R.	Toronto	7-7	4.16	38	16	0	0	0	125.1	113	59	58	46	122	6-30
41	Vizcaino, Andrys	R-R	6-0	190	11/13/90 in Yaguajay, D.R.	Yaguajay, D.R.	Scampton/Wiles-Barne-AAA	2-0	2.27	17	0	0	0	5	31.2	22	12	8	9	20	1-50
59	Wade, Cory*	R-R	6-2	185	5/28/83 in Indianapolis, IN	Ogden, UT	New York (A.L.)	1-1	6.46	39	0	0	0	0	39.0	46	29	28	8	38	3-71
67	Whitenack, Robert	R-R	6-5	185	11/20/88 in Queens, NY	North Massapequa, NY	Daytona-A	1-6	5.96	15	15	0	0	0	51.1	70	42	34	27	31	0
30	Wood, Travis	R-L	5-11	175	2/6/87 in Little Rock, AR	Alexander, AR	Daytona-A	3-3	4.57	7	7	0	0	0	41.1	48	22	21	11	39	2-4
							CUBS	6-13	4.27	26	26	0	0	0	156.0	133	80	74	54	119	

NO.	CATCHERS (6)	B-T	HT	WT	BORN	RESIDENCE	2012 CLUB(S)	AVG	G	AB	R	H	2B	3B	HR	RBI	BB	SO	SB	E	MLS	
79	Boscan, J.C.*	R-R	6-2	215	12/26/79 in Maracaibo, Venezuela	Maracaibo, Venezuela	Gwinnett-AAA Atlanta	1.89 200	70 6	222 10	22 0	42 0	12 0	0 0	0 0	3 2	23 0	19 0	59 1	7 0	1 1	0+142
78	Brenly, Michael*	R-R	6-3	250	10/14/86 in San Francisco, CA	Scottsdale, AZ	Tennessee-AA	.227	84	269	24	61	13	0	6	28	26	59	1	2	0	
53	Castillo, Wellington	R-R	5-10	210	4/24/87 in San Isidro, D.R.	San Isidro, D.R.	Iowa-AAA CUBS	.260 2.65	44 52	146 170	22 16	38 45	6 11	0 0	6 5	22 22	23 17	37 51	0 0	8 7	1-9	
							Tennessee-AA#	.364	5	11	3	4	0	0	2	6	5	3	0	0	0	
51	Clevenger, Steve	L-R	6-0	195	4/5/86 in Baltimore, MD	Baltimore, MD	CUBS	.201	69	199	16	40	12	0	1	16	16	39	0	4	1-10	
							Iowa-AA#	.462	5	13	5	6	2	0	1	3	2	0	0	0	0	
82	Lopez, Rafael*	L-R	5-9	190	10/2/87 in Philadelphia, PA	Wellington, FL	Peoria-A Mesa-R	.265 .467	31 4	117 15	14 5	31 7	7 2	1 1	0 0	12 4	17 1	13 4	1 0	3 1	0	
							Daytona-A	.269	35	119	18	32	10	0	2	12	13	14	1	3	0	
4	Navarro, Dioneer	S-R	5-9	205	2/9/84 in Caracas, Venezuela	Riverview, FL	Louisville-AAA Cincinnati	.319 2.90	62 24	207 69	24 6	66 20	12 3	0 1	5 2	32 12	23 2	24 0	3 1	0 1	6+91	

NO.	INFELDERS (14)	B-T	HT	WT	BORN	RESIDENCE	2012 CLUB(S)	AVG	G	AB	R	H	2B	3B	HR	RBI	BB	SO	SB	E	MIS
70	Baez, Javier*	R-R	6-0	190	12/1/92 in Bayamon, Puerto Rico	Jacksonville, FL	Peoria-A	.333	57	213	41	71	10	5	12	33	9	48	20	15	0
							Daytona-A	.188	23	80	9	15	3	1	4	13	5	21	4	2	
15	Barney, Darwin	R-R	5-10	186	11/8/85 in Portland, OR	Beaverton, OR	CUBS	.254	156	548	73	139	26	4	7	44	33	58	6	3	2+53
13	Castro, Starlin	R-R	5-10	190	3/24/90 in Monte Cristi, D.R.	Monte Cristi, D.R.	CUBS	.283	162	646	78	183	29	12	14	78	36	100	25	27	2+150
6	Gonzalez, Alberto*	R-R	5-10	194	4/18/83 in Maracaibo, Venezuela	Maracaibo, Venezuela	Texas	.241	24	94	7	13	2	1	0	4	0	9	0	2	4+94
							Round Rock-AAA	.314	14	51	5	16	2	0	2	6	0	11	0	2	
73	Lake, Junior	R-R	6-2	215	3/27/90 in San Pedro de Macoris, D.R.	San Pedro de Macoris, D.R.	Tennessee-AA	.279	103	405	56	113	26	3	10	50	35	105	21	32	0
20	Lillibridge, Brent*	R-R	5-11	185	9/18/83 in Everett, WA	Bothell, WA	Chicago (A.L.)	.175	49	63	10	11	1	0	0	2	4	26	7	0	3+115
							Boston	.125	10	16	0	2	0	0	0	0	0	5	0	0	
							Cleveland	.216	43	111	15	24	5	0	3	8	7	40	6	8	
65	Maysonet, Edwin*	R-R	6-1	180	10/17/81 in Arecibo, Puerto Rico	Puerto Rico	Nashville-AAA	.208	69	231	20	48	13	2	3	19	16	43	2	6	0+166
							Milwaukee	.250	30	60	7	15	1	1	1	4	3	9	1	4	
75	Nelson, Brad*	L-R	6-2	253	12/23/82 in Algonia, IA	Algonia, IA	Round Rock-AAA	.279	132	502	85	140	31	1	24	81	70	123	2	2	0+67

Cubs 2013 Spring Training Roster (As of February 10, 2013)

NO.	OUTFIELDERS (11)	B-T	HT	WT	BORN	RESIDENCE	2012 CLUB(S)	AVG	G	AB	R	H	2B	3B	HR	RBI	BB	SO	SB	E	MLS
66	Bogusevic, Brian*	L-L	6-3	219	2/18/84 in Oak Lawn, IL	Palos Heights, IL	Houston	.203	146	355	39	72	9	2	7	28	41	96	15	5	1+146
80	Chavez, Johermy*	R-R	6-3	220	1/26/88 in Lima, Peru	Turnero, Aragua, Venezuela	Jackson-AA	.232	75	246	39	57	12	1	8	26	35	62	2	0	0
9	DeJesus, David	L-L	5-11	192	12/20/79 in Brooklyn, NY	Wheaton, IL	AZL Mariners-R	.368	6	19	6	7	4	0	2	8	2	4	0	1	0
21	Harmon, Scott	R-R	6-0	204	5/25/80 in Fort Worth, TX	Gilbert, AZ	CUBS	.263	148	506	76	133	28	8	9	50	61	89	7	2	8+146
7	Jackson, Brett	L-R	6-2	215	8/2/88 in Berkeley, CA	Orinda, CA	New York (N.L.)	.263	134	377	52	99	25	3	20	57	19	83	8	1	7+102
16	McDonald, Darnell*	R-R	5-11	205	12/17/78 in Fort Collins, CO	Phoenix, AZ	Iowa-AA	.256	106	407	66	104	22	12	15	47	47	158	27	5	0+60
17	Sappelt, Dave	R-R	5-9	193	1/2/87 in Buffalo, NY	Myrtle Beach, SC	CUBS	.175	44	120	14	21	6	1	4	9	22	59	0	2	3+79
19	Schierholz, Nate	L-R	6-1	207	2/15/84 in Reno, NV	San Francisco, CA	Boston	.214	38	84	17	18	7	0	2	9	12	17	1	1	0
68	Soler, Jorge	R-R	6-4	215	2/25/92 in Havana, Cuba	Port Au Prince, Haiti	Panthers-AA#	.190	6	21	2	4	3	0	0	2	0	6	0	0	0
12	Soriano, Alfonso	R-R	6-1	195	1/7/76 in San Pedro de Macoris, D.R.	San Pedro de Macoris, D.R.	New York (A.L.)	.000	4	4	0	0	0	0	0	0	2	0	1	1	0
72	Szczer, Matt	R-R	6-1	195	7/20/89 in Cape May, NJ	Cape May, NJ	Soriano/Wilkes-Barre-AA	.194	31	108	18	21	1	0	3	7	15	29	1	1	0-86
							Iowa-AA	.266	133	500	50	133	26	4	7	54	36	73	15	4	0
							CUBS	.275	26	69	8	19	6	0	2	8	7	9	0	0	0
							San Francisco	.251	77	175	15	44	4	5	5	16	18	36	3	1	4+78
							Lehigh Valley-AA#	.118	4	17	1	2	0	0	0	1	0	3	0	0	0
							Philadelphia	.273	37	66	5	18	4	0	1	5	5	10	0	0	0
							Mesa-R	.241	14	54	14	13	2	0	2	10	6	13	8	0	0
							Peoria-A	.338	20	80	14	27	5	0	3	15	6	4	1	1	0
							CUBS	.262	151	561	68	147	33	2	32	108	44	153	6	1	12+79
							Daytona-A	.295	78	295	68	87	19	4	2	34	47	50	38	1	0
							Tennessee-AA	.210	35	143	24	30	7	4	2	6	14	29	4	1	0

CUBS NUMERICAL ROSTER

2	Ian Stewart, INF	49	Carlos Marmol, RHP
3	David Bell, Coach	50	Blake Parker, RHP*
4	Dioner Navarro, C	51	Steve Clevenger, C
5	Josh Vitters, INF	53	Wellington Castillo, C
6	Alberto Gonzalez, INF*	54	Shawn Camp, RHP
7	Brett Jackson, OF	55	Alberto Cabrera, RHP
8	Jamie Quirk, Coach	56	Hector Rondon, RHP
9	David DeJesus, OF	57	Carlos Villanueva, RHP
10	Retired – Ron Santo	58	Mike Borzello, Coach
11	Kyuji Fukukawa, RHP	59	Cory Wade, RHP*
12	Alfonso Soriano, OF	60	Jensen Lewis, RHP*
13	Starlin Castro, INF	61	Christian Villanueva, INF
14	Retired – Ernie Banks	63	Zach Putnam, RHP*
15	Darwin Barney, INF	64	Franklin Font, Coach
16	Darnell McDonald, OF*	65	Edwin Maysonet, INF*
17	Dave Sappelt, OF	66	Brian Bogusevic, OF*
18	Chris Rusin, LHP	67	Robert Whitenack, RHP
19	Nate Schierholz, OF	68	Jorge Soler, OF
20	Brent Lillibridge, INF*	70	Javier Baez, INF*
21	Scott Hairston, OF	71	Trey McNutt, RHP
22	Matt Garza, RHP	72	Matt Szczur, OF
23	Retired – Ryne Sandberg	73	Junior Lake, INF
24	Luis Valbuena, INF	74	Logan Watkins, INF
25	Chris Bosio, Coach	75	Brad Nelson, INF*
26	Retired – Billy Williams+	76	Drew Carpenter, RHP*
27	Casey Coleman, RHP*	77	Dayan Diaz, RHP*
28	Michael Bowden, RHP	78	Michael Brenly, C*
29	Jeff Samardzija, RHP	79	J.C. Boscan, C*
30	Travis Wood, LHP	80	Johermy Chavez, OF*
31	Retired – Fergie Jenkins and Greg Maddux	81	Nick Struck, RHP*
32	Scott Baker, RHP	82	Rafael Lopez, C*
33	Dale Sveum, Manager	85	Barret Loux, RHP*
34	Kerry Wood+	86	Mike Mason+
35	Lester Strobe, Coach	87	Lee Tinsley+
36	Edwin Jackson, RHP	89	Carmelo Martinez+
37	Jaye Chapman, RHP*	90	Jeff Fassero+
38	James Rowson, Coach	91	Marty Pevey+
39	Dave McKay, Coach	92	Jose Flores+
40	James Russell, LHP	93	Brian Harper+
41	Arodis Vizcaino, RHP	94	Buddy Bailey+
42	Retired – Jackie Robinson	95	Andy Lane, Bullpen Catcher
43	Brooks Raley, LHP	96	Desi Wilson+
44	Anthony Rizzo, INF	97	Tim Cossins+
45	Rob Deer, Coach	98	Derek Johnson+
46	Scott Feldman, RHP	99	Anthony Iapace+
47	Hisanori Takahashi, LHP*		
48	Rafael Dolis, RHP		

*Non-Roster Invitee
+Spring Instructor

FEBRUARY

- 6 Travis Wood (26)
- 7 Scott Feldman (30)
- 9 Dioner Navarro (29)
- 10 Dayan Diaz (24)
- 15 Nate Schierholtz (29)
- 18 Brian Bogusevic (29)
- 25 Jorge Soler (21)
- 26 Hector Rondon (25)

MARCH

- 24 Starlin Castro (23)
- 27 Junior Lake (23)

APRIL

- 2 Hisanori Takahashi (38)
- 5 Steve Clevenger (27)
- Ian Stewart (28)
- 6 Barret Loux (24)
- 16 First Cubs game televised by WGN-TV – 1948
- 18 Alberto Gonzalez (30)
- 20 First Cubs game at Wrigley Field – 1916 (Cubs 7, Cincinnati 6)
- 23 First game at Wrigley Field (then known as Weegham Park) – 1914 (Chicago Federals 9, Kansas City 1)
Cubs earn the 10,000th win in franchise history – 2008 (at Colorado, 7-6)
- 24 Welington Castillo (26)
- 25 First game in club history – 1876 (Chicago 4, Louisville 0)

MAY

- 3 Fergie Jenkins' and Greg Maddux' No. 31 was retired – 2009
- 6 Kerry Wood struck out 20 Houston Astros – 1998
- 10 Cubs turn last triple play – 1997 (at San Francisco)
- 12 Ernie Banks' 500th home run – 1970
- 15 Don Cardwell threw no-hitter in Cubs debut – 1960
- 16 Jensen Lewis (29)
- 17 Cubs/Philadelphia 23-22 contest – 1979
- 18 Drew Carpenter (28)
- 22 Jaye Chapman (26)
- 25 Scott Hairston (33)
- 27 Pat Hughes (58)
- 28 Cory Wade (30)
- 30 Tony Campana (27)

JUNE

- 15 Billy Williams (75)
- 17 Lester Strobe (55)
- 19 Blake Parker (28)
Christian Villanueva (22)
- 21 Jim Edmonds last Cub to homer twice in one inning – 2008 (vs. White Sox)
- 23 The Ryne Sandberg Game – 1984 (5-for-6 with two late-inning homers)
- 26 Cubs play the 20,000th game in franchise history (3-2 setback at White Sox) – 2010

MILESTONES WITHIN REACH IN 2013

CUB	MILESTONE	ENTERING 2013	NEEDS
Starlin Castro	100 doubles.....	96	4
	500 games played.....	445	55
David DeJesus	500 RBI.....	486	14
Matt Garza	1,000 strikeouts.....	865	135
	200 games pitched.....	170	30
Edwin Jackson	1,000 strikeouts.....	969	31
Carlos Marmol	459 games pitched with Cubs*.....	452	7
	453 relief appearances**.....	439	14
	134 saves with Cubs^.....	115	19
James Russell	200 games pitched.....	198	2
Alfonso Soriano	175 home runs with Cubs#.....	164	11
	180 home runs with Cubs##.....	164	16
	450 doubles.....	434	16
	191 home runs with Cubs###.....	164	27
	400 home runs.....	372	28

^To pass Bruce Sutter for second on all-time list

*To pass Lee Smith for second on all-time list

**To pass Lee Smith for first on all-time list

#To pass Andre Dawson for 12th on all-time list

##To pass Derrek Lee for 11th on all-time list

###To pass Hack Wilson for 10th on all-time list

- 29 Brooks Riley (25)

JULY

- 3 Casey Coleman (26)
Zach Putnam (26)
- 20 Matt Szczur (24)
- 21 Kyuji Fukikawa (33)

AUGUST

- 2 Brett Jackson (25)
Trey McNutt (24)
- 8 Anthony Rizzo (24)
First night game at Wrigley Field – 1988 (rained out vs. Philadelphia)
- 9 First official night game at Wrigley Field – 1988 (Cubs 6, Mets 4)
- 13 Billy Williams' No. 26 was retired – 1987
- 22 Ernie Banks' No. 14 was retired – 1982
- 25 Highest scoring game in Cubs/major league history – 1922 (Cubs 26, Philadelphia 23)
- 27 Josh Vitters (24)
- 28 Ryne Sandberg's No. 23 was retired – 2005
- 29 Logan Watkins (24)

SEPTEMBER

- 1 Fergie Jenkins last Cubs pitcher to homer twice in a game – 1971 (vs. Montreal)
- 9 Sandy Koufax last pitcher to no-hit Cubs – 1965 (at Los Angeles)
Michael Bowden (27)
Edwin Jackson (30)
- 14 Carlos Zambrano last Cubs pitcher to throw no-hitter – 2008 (first since 1972)
- 18 Brent Lillibridge (30)
Ryne Sandberg (54)
- 19 Scott Baker (32)

- 20 Cubs clinch second-straight N.L. Central title – 2008 (5-4 vs. St. Louis)
- 22 Jason Marquis last Cubs pitcher to hit a grand slam – 2008 (at New York Mets)
- 24 Cubs clinch N.L. Eastern Division title to go to postseason for first time since World War II – 1984 (4-1 at Pittsburgh)
- 26 Cubs clinch second N.L. Eastern Division title in six seasons – 1989 (3-2 at Montreal)
- 27 Cubs clinch first-ever N.L. Central Division title – 2003 (7-2 vs. Pittsburgh)
- 28 Gabby Hartnett's "Homer in the Gloamin'" – 1938
Cubs win first-ever N.L. Wild Card tiebreaker to advance to postseason – 1998 (5-3 over San Francisco)
Ron Santo's No. 10 was retired – 2003

OCTOBER

- 2 Rafael Lopez (26)
- 7 Nick Struck (24)
- 14 Carlos Marmol (31)
Michael Brenly (27)
- 17 Edwin Maysonet (32)
- 22 Chris Rusin (27)
- 25 Alberto Cabrera (25)
- 29 Jae-Hoon Ha (23)

FRONT OFFICE DIRECTORY

Chairman	Tom Ricketts
Board of Directors	Laura Ricketts, Pete Ricketts, Todd Ricketts and Tribune Company
President, Baseball Operations	Theo Epstein
President, Business Operations	Crane Kenney

Baseball Operations

Executive Vice President/General Manager	Jed Hoyer
Assistant General Manager	Randy Bush
Assistant General Manager	Shiraz Rehman
Director, Baseball Operations	Scott Harris
Senior Advisor	Billy Williams
Special Assistant to the President & G.M.	Tim Wilken
Special Assistant to the General Manager	Dave Littlefield
Special Assistant to the President & G.M./	
Director, Video and Advance Scouting	Kyle Evans
Special Assistant to the G.M./Player Development	Anthony Iapoe
Coordinator, Major League Advance Scouting	Bobby Basham
Executive Assistant to E.V.P./G.M.	Hayley DeWitte
Coordinator, Major League Video/Pacific Liason	Naoto Masamoto
Assistant, Scouting and Player Development Video	Mitch Duggins
Assistant, Video and Advance Scouting	Nate Halm
Baseball Operations Assistant	Jeff Greenberg
Traveling Secretary	Vijay Tekchandani

PLAYER DEVELOPMENT

Senior Vice President, Scouting and Player Development	Jason McLeod
Director, Player Development	Brandon Hyde
Assistant Director, Player Development/International Scouting	Alex Suarez
Manager, Player Development Administration	Patti James
Manager, Mesa Baseball Administration	Gil Passarella
International Operations/Player Development Assistant	Min Kyu Sung
Minor League Field Coordinator	Tim Cossins
Minor League Pitching Coordinator	Derek Johnson
Hitting Coordinator, Short-Season/Rookie/DSL	Carmelo Martinez
Minor League Infield Instructor	Jose Flores
Outfield/Baserunning Coordinator	Lee Tinsley
Rehab Pitching Coordinator	Rick Tronerud
Minor League Training Coordinator	Justin Sharpe
Assistant Minor League Training Coordinator	Chuck Baughman
Strength and Conditioning Coordinator	Doug Jarow
Strength Coach/Interpreter	Yi-Chang Chiang
Mesa Clubhouse Manager	Dana Noeltnr
Mesa Assistant Clubhouse Manager	Casey McFarland
Assistant, Player Development/International Scout	David Macias

SCOUTING

Director, Professional Scouting	Joe Bohringer
Director, International Scouting	Louis Eljaou
Director, Amateur Scouting	Jaron Madison
Venezuela Scouting Supervisor	Hector Ortega
International Crosschecker/Pacific Rim Supervisor	Paul Weaver
Assistant Director, Amateur Scouting	Lukas McKnight
Amateur Scouting Assistant	Shane Farrell
National Crosscheckers	Sam Hughes
	Matt Dorey
	Ron Tostenon
Regional Crosscheckers	Mark Adair
	Steve Riha
Coordinator, Pacific Rim and Mexico	Steve Wilson
Coordinator, Professional Scouting	Andrew Bassett

MEDICAL

Team Physician	Stephen Adams, M.D.
Team Orthopaedist	Stephen Gryzlo, M.D.
Orthopaedic Consultant	Michael Schafer, M.D.
Director, Medical Administration	Mark O'Neal
Major League Athletic Trainer	PJ Mainville
Major League Assistant Athletic Trainers	Ed Halbur
	Matt Johnson
Major League Strength and Conditioning Coordinator	Tim Buss
Major League Massage Therapist	Vyacheslav Kodryan
Sports Psychologist	Marc Strickland

MEDIA RELATIONS

Director, Media Relations	Peter Chase
Assistant Director, Media Relations	Jason Carr
Coordinator, Media Relations	Dusty Harrington
Assistant, Media Relations	Safdar Khan

CLUBHOUSE

Home Clubhouse Manager	Tom Hellmann
Visiting Clubhouse Manager	Michael Burkhardt
Home Clubhouse Assistant	Gary Stark

Business Operations

Executive Vice President, Business Operations	Mark McGuire
Executive Vice President, Community Affairs/General Counsel	Michael Lufrano
Senior Vice President, Strategy and Development	Alex Sugarman
Vice President, Ticket Sales and Partnerships	Colin Faulkner
Vice President, Communications and Community Affairs	Julian Green
Vice President, Chief Financial Officer	Jon Greifenkamp
Vice President, Ballpark Operations	Carl Rice
Vice President, Human Resources	Bryan Robinson
Executive Assistant to the Chairman	Lorraine Swiatly
Executive Coordinator, Business Operations	Sarah Poontong

ACCOUNTING AND FINANCE

Assistant Controller	Mike Van Poucke
Director, Procurement and Sourcing	Patrick Meenan
Manager, Finance and Risk Management	Jamie Norton
Manager, Disbursements and Collections	Theresa Bacholzky
Senior Accountants	Marian Greene, Aimee McLaughlin
Staff Accountant	Mario Becerra
Payroll Specialist	Georgia Boulougouris
Accounting Financial Analyst	Laura Kisling
Accounts Payable Coordinator	Millie Lucero
Accounts Receivable/Payable Administrative Assistant	Derrick Fong

BALLPARK OPERATIONS

Senior Director, Wrigley Field Event Operations	Matt Kenny
Director, Fan Experiences	Jahaan Blake
Supervisor, Safety and Security	Julius Farrell
Manager, Facility Maintenance	Russell Johnson
Head Groundskeeper	Roger Baird
Senior Coordinator, Office Services	Randy Skocz
Supervisor, Stadium Cleaning	Bill Scott
Coordinator, Non-Game Event Operations	Stephanie Shaw
Coordinator, Parking and Exterior Event Operations	Ryan Mortensen
Assistant, Event Services Scheduling and Payroll	Kelly Bilbrey
Administrative Assistant/Events Coordinator	Becky Rasor

COMMUNICATIONS

Manager, Communications	Kevin Saghy
Social Media and Public Relations Assistant	Mary Reisert

CORPORATE PARTNERSHIPS

Director, Corporate Partnerships	Michael Kirschner
Senior Account Executive	Andrea Burke
Account Executives	Ryan Balogh
	Piper Mead
Corporate Partnership Service Representatives	Jeff Magee
	Lauren Shadid
	Adriana Villanueva
Administrative Assistant	Jamie King

HUMAN RESOURCES

HR Manager, Organization and Staffing	Marisol Widmayer
HR Manager, Ballpark Operations	Danielle Alexa
HR Manager, Program Development	Rachel Rush
HRIS Coordinator	Dino Stris
HR Benefits Specialist	Jorge Quezada

INFORMATION TECHNOLOGY

Director, Information Technology	Andrew McIntyre
Manager, IT Infrastructure and Operations	Sundeep Bhatia
Manager, Application Development	Steve Inman
Senior Telecommunication Analyst	Lucas Luecke
Data Architect	Chris Brummett
Application Developer	Christian Hill
Systems Analyst	Kevin Kirkpatrick
Service Desk Analyst	Kayvon Ali

LEGAL/COMMUNITY AFFAIRS

Assistant General Counsel	Lydia Wahlke
Counsel	Mike Feldman
Manager, Chicago Cubs Charities Programs	Jennifer Dedes-Nowak
Manager, Community Affairs, Fundraising, Development and Events ..	Connie Falcone
Coordinator, Community Events	Abby Silverman
Coordinator, Community Programs	Molly Oelerich

MARKETING

Senior Director, Marketing	Alison Miller
Manager, Broadcast Relations	Joe Rios
Manager, Game and Event Production	Jim Oboikowich
Manager, Brand Activation	John Morrison
Coordinator, Authentics and Licensing	Lyndsey Wittmann

PREMIER SALES AND SERVICES

Director, Premier Sales and Service	Andy Blackburn
Manager, Premier Sales and Service	Louis Artiga
Account Executive, Premier Sales	Brittany Hilton
Account Executive, Special Events	Ryan McDonough

SPRING TRAINING OPERATIONS

General Manager, Mesa Spring Training Operations	Justin Piper
--	--------------

STRATEGY AND DEVELOPMENT

Assistant Director, Strategy and Development	Jason Sondag
Financial Analyst, Strategy and Development	A.J. Riddell

TICKET SALES AND SERVICE

Director, Ticket Sales and Service	Brian Garza
Director, Ticket Operations	Cale Vennum
Manager, Fan Service	Brad Nagel
Manager, Ticket Operations	Karry Kerness
Manager, Ticket Operations	Kevin Enerson
Manager, Ticket Sales and Service	Miguel DeJesus
Ticket Sales Representatives	Brittany Burcham
	Jessica Carravallah
	Zach Conti
	Michael Domingo
	Regina Nicholson
Premier and Group Sales Representatives	Drew Eberly
	Scott Sawyer
Ticket Sales Coordinator	Kristi King
Switchboard Operator/Receptionist	Brenda Morgan

WRIGLEY FIELD GAMEDAY PERSONNEL

Public Address Announcer	Andrew Belleson
Organist	Gary Pressy
Umpires Room Attendant	Tom Farinella
Nurse	Phyllis Donnan

Tom Ricketts – Chairman

Tom, a Cubs fan for over 25 years, led his family's acquisition of a controlling interest in the Chicago Cubs, Wrigley Field and 25 percent of Comcast SportsNet Chicago from the Tribune Company - a deal that was finalized, October 27, 2009.

- © Has driven the organization's recent efforts in building a world-class organization on and off the field.
- © Championed the development of baseball facilities in both the Dominican Republic and in Mesa, Ariz., home of the Cubs Spring Training site ... additionally, has committed funding to the restoration of Wrigley Field and its surrounding area.
- © When Tom was introduced as the team's Chairman, he outlined three goals for the organization: win the World Series, preserve Wrigley Field for future generations of Cubs fans and be a good neighbor in the community.
- © In 1999, he co-founded Incapital LLC, a securities and investment banking firm where he currently serves as the company's Chairman.
 - Incapital has grown to be one of the largest bond underwriters/traders in the U.S.
 - Tom was named, five times, as one of the "40 Most Influential in E-Finance" by Institutional Investor Magazine.
- © Named the 2010 E&Y Entrepreneur of the Year in Financial Services for his work with Incapital LLC.
- © He is a board member of Choose Chicago, the Field Museum, the Chicagoland Chamber of Commerce and the Executive Club of Chicago.
- © Prior to Incapital, Tom worked at ABN AMRO, The Chicago Corporation and Mesirov Financial ... he was a market maker on the Chicago Board Options Exchange from 1988 through 1994.
- © Tom has an AB in Economics and an MBA in Finance from the University of Chicago.
 - Along with his brother Pete and a friend, Tom endowed the New Year Scholarship Fund for students of the college.
 - Named the Business School's Young Alumnus of the Year in 2005.
- © Tom and his wife, Cecelia, live in the Chicago area with their five children ... his father, Joe, founded TD Ameritrade Holding Corporation.



Front Office

Laura Ricketts – Board Member

Laura was named to the Cubs Board of Directors on October 27, 2009 when the Ricketts family acquired controlling interest of the Chicago Cubs from the Tribune Company ... a former all-star softball player, she has been a Cubs fan for over 25 years, attending games with her brothers.

- © In addition to her Cubs Board of Directors duties, Laura also leads the Cubs charitable efforts as Chairman of the Board for Chicago Cubs Charities.
- © Actively engaged in the Chicago community, Laura chairs the Leadership Council for Housing Opportunities for Women, Inc. and has volunteered for several other non-profit Chicago community organizations including Howard Brown Health Center and Equality Illinois.
- © Recognized for her volunteer and advocacy work on behalf of the LGBT community, she has received the 2012 Center on Halsted Human First Award, the 2011 Lesbian and Gay Bar Association of Chicago Vanguard Award, and the 2010 Equality Illinois Freedom Award.
- © Laura is a former board member and now National Leadership Council member for Lambda Legal, a national non-profit organization that litigates, educates and engages in public policy work on behalf of LGBT civil rights and persons living with HIV/AIDS.
- © She co-chairs the Democratic National Committee's LGBT Leadership Council and is a member of U.S. Representative Mike Quigley's LGBT Advisory Council.
- © She also serves on the board of Opportunity Education, an international charitable foundation that provides educational programming and technological training tools for school children and teachers in developing countries.
- © Laura began her professional career with Schiff Hardin & Waite (now Schiff Hardin LLP) as an associate in the corporate and securities practice group.
- © Raised in Omaha, Neb., Laura earned an AB in philosophy from the University of Chicago and a JD from the University of Michigan Law School.



Pete Ricketts – Board Member

Pete joined the Cubs Board of Directors, October 27, 2009 when his family acquired controlling interest of the Chicago Cubs from the Tribune Company.

- © Is the former Chief Operating Officer of and serves on the board of TD Ameritrade, an online brokerage firm.
- © Founded his own asset management company and serves on a variety of non-profit boards.
- © Was the 2006 Republican nominee for Nebraska's U.S. Senate race and is the Republican National Committeeman from Nebraska.
- © Used to live with his brother, Tom, on the corner of Addison and Sheffield and would get bleacher tickets for all the weekend home games at Wrigley Field.
- © Received an AB in Biology in 1986 and an MBA in Marketing and Finance in 1991 from the University of Chicago and serves as a council member of the University of Chicago Booth School of Business.
- © Pete, his wife Susanne, and their three children reside in Omaha, Neb.



Todd Ricketts – Board Member

Todd joined the Cubs Board of Directors October 27, 2009 when his family acquired controlling interest of the Chicago Cubs from the Tribune Company.

- Ⓒ In addition to being on the board of the Chicago Cubs, Todd manages a wide array of start-ups, and other successful investments, including the ever-popular Higher Gear bike shop in Highland Park, Ill.
- Ⓒ Serves on the Board of Directors for World Bicycle Relief and Operation Education ... was honored by Bear Necessities Pediatric Cancer Foundation with the Hope for the Future award ... he is also involved in Housing Opportunities for Women (HOW), The Cradle and the dZI Foundation.
- Ⓒ Has enjoyed a successful career in the securities industry - working at the New York City-based NASDAQ start-up, Knight Securities, and later with his family's businesses, Ameritrade and Incapital.
- Ⓒ Is a 1993 graduate of Loyola University in Chicago ... attended the University of Chicago Graduate School of Business.
- Ⓒ Todd and his wife, Sylvie, are the proud parents of three children.



Theo Epstein – President, Baseball Operations

Theo was named President of Baseball Operations, October 25, 2011, signing a five-year deal with the Cubs following 10 seasons with the Boston Red Sox, including the last nine as General Manager ... is in his 22nd season in Major League Baseball.

- Ⓒ In first year with the Cubs, he restructured the club's scouting and player development departments ... the farm system rose from 20th in 2012 to 5th in **ESPN.com's** 2013 rankings.
- Ⓒ Four of **Baseball America's** top-six Cubs prospects heading into 2013 have been acquired in the past year: No. 2 Albert Almora (via 2012 draft), No. 3 Jorge Soler (signed in 2012), No. 4 Aroldys Vizcaino (via trade) and No. 6 Pierce Johnson (via 2012 draft).
- Ⓒ Acquired first baseman Anthony Rizzo from San Diego, along with minor league pitcher Zach Cates, January 6, 2012, for pitcher Andrew Cashner and outfielder Kyung-Min Na ... Rizzo was named the 2012 National League Rookie of the Month for July.
- Ⓒ Guided the Red Sox to World Series titles in 2004, their first in 86 years, and 2007.
- Ⓒ In 2002, became the youngest General Manager in baseball history at the age of 28 years, 11 months ... two years later, at age 30, he became the youngest General Manager to win a World Series.
- Ⓒ Is just the second individual since World War II to win at least two World Series titles in his first five seasons as a Major League general manager, joining the Yankees Brian Cashman (1998-2000) ... was the first Red Sox General Manager to preside over more than three playoff teams (2003-05, 2007-09).
- Ⓒ His clubs won 95 or more games on six occasions, and advanced to the postseason six times in nine seasons.
- Ⓒ Boston's .575 winning percentage from 2003-10 ranked second in the majors.
- Ⓒ During his tenure, the Red Sox drafted Jonathan Papelbon (2003), Dustin Pedroia (2004), Jacoby Ellsbury (2005), Clay Buchholz (2005) and Daniel Bard (2006) and were named the best drafting team of the decade by **Baseball America**.
- Ⓒ The 2004 Red Sox featured only one product of the farm system during the World Series (Trot Nixon), while the 2007 Red Sox featured eight homegrown players during the Fall Classic.
- Ⓒ Epstein was named the 2008 **Baseball America** Executive of the Year ... was also honored in 2003 and 2004 as the Major League Executive of the Year by the Boston chapter of the Baseball Writers Association of America.
- Ⓒ Named Red Sox General Manager on November 25, 2002 ... signed David Ortiz, Bill Mueller, Kevin Millar and Mike Timlin during the off-season, and the 2003 Red Sox went on to reach Game 7 of the ALCS.
- Ⓒ Prior to the 2004 season, signed Curt Schilling and Keith Foulke ... on July 31, 2004, traded Nomar Garciaparra for Orlando Cabrera and Doug Mientkiewicz, and acquired Dave Roberts for Henri Stanley.
 - The club went on to go 42-18 to close out the regular season and 11-3 in the postseason to win the franchise's first World Series since 1918.
- Ⓒ In 2007, the Red Sox led the AL East for the final 166 days of the season to win their first division crown since 1995 with a 96-66 record, tying Cleveland for the best regular-season record in the majors.
 - The Red Sox went 11-3 in the postseason to earn the organization's seventh World Championship.
- Ⓒ Prior to his time as General Manager with the Red Sox, was the organization's Assistant General Manager beginning in March of 2002 ... prior to that, spent five seasons with the San Diego Padres baseball operations department beginning in 1997, including Director of Baseball Operations ... was a member of the Padres Communications department in 1995-96 and began his baseball career as a summer intern for the Baltimore Orioles in 1992-94.
- Ⓒ Graduated from Yale University (1995) and the University of San Diego Law School (2000).
- Ⓒ In the spring of 2005, Theo and his twin brother, Paul, launched The Foundation To Be Named Later (FTBNL) ... the foundation has raised more than \$2 million for non-profit agencies serving disadvantaged youth in both the Boston and Chicago areas.
- Ⓒ Theo and his wife, Marie Whitney, have one son, Jack.



IMPORTANT DATES IN 2013

February 20..... Mandatory Spring Training reporting date (non-WBC players)	August 31..... Deadline for post-season rosters
March 31..... Rosters reduced to 25 players	September 1..... Active rosters increased to 40 players
April 1..... Cubs Opening Day at Pittsburgh	September 14..... Roberto Clemente Day
April 8..... Cubs Home Opener vs. Milwaukee	November 20..... Day to file reserve lists for all minor league level and major league teams
April 15..... Jackie Robinson Day	Fifth Day After World Series..... Last date for former club of player who declared free agency to offer salary arbitration
June 6-8..... First-Year Player Draft	December 2..... Last date to tender contracts
July 16..... All-Star Game (at Citi Field)	December 12..... Major League Rule 5 Draft
July 28..... Hall of Fame Induction Ceremony	
July 31..... Last day to trade a player without securing waivers (4 p.m. CT deadline)	

Crane Kenney – President, Business Operations

Crane enters his 20th season with the Cubs organization ... he was named President of Business Operations following the Ricketts' family purchase of the Cubs in 2009 and is responsible for the strategic direction of the Cubs business operations.

- © In his role, Crane is responsible for the organization's growth, including new business development; media rights expansion; design, construction and operation of its facilities; associate recruitment and training; and development of a winning culture.
- © From 2003-2009, Crane was the principle executive in charge of Cubs operations on behalf of Tribune Company, the previous owner.
 - Overseeing all aspects of the Cubs organization for that period, the Cubs won the N.L. Central Division three times (2003, 2007 and 2008), surpassed 3 million in attendance for eight consecutive seasons and set an all-time attendance record of 3,300,200 in 2008.
- © Is responsible for the continuing redevelopment and preservation of Wrigley Field ... under his watch, the Friendly Confines have been in a constant state of change, adding new seating options, new amenities (restrooms, Captain Morgan Club, PNC Club, Budweiser patio), expanded player facilities and integrated marketing partnerships, all while retaining its historic charm and character ... oversees the current restoration plan for Wrigley Field.
- © Is responsible for the development agreement with the City of Mesa to build a \$100 million state-of-the-art training center in Arizona, scheduled to be completed in mid-2013.
- © Expanding programming at Wrigley Field has been a focus since 2003, with world class performers such as Paul McCartney, Bruce Springsteen, Elton John, Billy Joel, The Police, Jimmy Buffet, Roger Waters and Dave Matthews Band entertaining sold out crowds ... returning to its roots as a multi-sport venue, Crane has brought the NHL Winter Classic, NCAA football, and international soccer to Wrigley Field.
 - On February 5, 2013, the Cubs announced an extension of its global partnership with Northwestern University to host a variety of NCAA events at Wrigley Field through 2018.
- © Leads the team's media rights development ... beginning in 1999, he led the expansion of Cubs media rights with the launch of Fox SportsNet Chicago ... in 2003, he founded Comcast SportsNet Chicago with Jerry Reinsdorf and has served on the Board of Directors since its formation ... Crane also led the Cubs first Hispanic radio broadcast with partner WRTO in 2009.
- © Began his career with the Cubs in 1994 as an attorney, representing the Club in sponsorship, concession, media rights, municipal and MLB negotiations.
- © Serves on a variety of boards, including the Board of Directors of Comcast SportsNet, the Board of Advisors of Winona Capital Management (a Chicago-based private equity firm) and the Board of Governors of Global Sports Management Summit.
- © Born December 31, 1962, in Quincy, Mass., Kenney holds a law degree from the University of Michigan and a bachelor's degree from the University of Notre Dame ... Crane and his wife Kelly have four children, Ryan, Sophie, Clare and Caroline.



Front Office

Mark McGuire – Executive Vice President, Business Operations

Mark enters his 32nd season with the organization as he was named the Cubs' executive vice president, business operations, in December 1991.

- © Joined the Cubs' organization in November 1981 as vice president of finance ... was named vice president of business operations in December 1987.
- © During his tenure, the team has achieved record attendance, including eight-consecutive seasons with attendance exceeding three million fans from 2004-11.
- © Under his direction, Wrigley Field has undergone many structural changes – the installation of lights for night baseball, the construction of the mezzanine boxes, the building of a new press box, bleacher expansion and various seating additions.
- © Leading the project to construct a new Spring Training complex in Mesa, Ariz.
- © Prior to joining the Cubs, he worked for American National Bank in Chicago and Tribune Company.
- © Holds a bachelor's degree in English from Georgetown University and a Masters of Business Administration degree from Loyola University.
- © Mark and his wife, Bow, have five children: Maggie, Aileen, Mark, Grace and Mary.



Mike Lufrano – Executive Vice President, Community Affairs, General Counsel

Mike was named the Cubs' executive vice president, community affairs and general counsel in January 2011 after joining the organization in May 2004.

- © Oversees community and government affairs, neighborhood relationships, charitable participation and serves as general counsel.
- © Helped lead Chicago Cubs Charities' \$2.3 million in donations in 2012 and more than \$1 million in annual contributions to the community each of the last nine years.
- © The second-annual Bricks and Ivy Ball in 2012 collected more than \$1.1 million for Chicago Cubs Charities ... the seventh annual Race to Wrigley 5K race welcomed more than 8,000 runners in 2012.
- © Worked with the City of Mesa, Ariz., to help earn City and voter approval of a new training facility for the Cubs.
- © Helped gain approval for Wrigley Field activities and events, including bleacher renovations, City night game authorization and approval for musical performances by Bruce Springsteen, Paul McCartney and others.
- © Led community involvement, including construction of Little Cubs Field at Humboldt Park, renovations to Thillens Stadium, Hamlin Park and contributes to numerous parks, programs and organizations in the Lake View community and throughout Chicago.
- © Served in the White House from 1993-95 as a special assistant to the President and deputy director of advance ... worked on presidential campaigns in 1988, 1992, 1996 and 2000.
- © Received a bachelor's degree in economics from the University of Illinois and a law degree from Harvard Law School.
- © A longtime Lake View resident and a graduate of Lane Technical High School.
- © Mike and his wife, Lyz, have two children: Drew and Evan.



Jed Hoyer – Executive Vice President, General Manager

Jed was named Cubs executive vice president and general manager on November 1, 2011, following two seasons in the same position with the San Diego Padres ... is reunited with President, Baseball Operations Theo Epstein after the two worked together for the Boston Red Sox from 2002-09, helping guide the club to two world championships in 2004 and 2007.

- Ⓒ Since joining the Cubs, the organization has acquired first baseman Anthony Rizzo via trade, signed free agent pitcher Edwin Jackson, selected outfielder Albert Almora with its first pick in the 2012 draft and signed Cuban outfielder Jorge Soler, a top prospect in the organization.
- Ⓒ In 2010, his first season guiding the Padres, the club posted the fourth 90-win campaign in the franchise's 42-year history ... at 90-72, the club finished 18 games over .500 and just 2.0-games back of the Giants for the NL West title.
 - ♦ Signed free agents Jerry Hairston Jr., Chris Denorfia, Matt Stairs, Jon Garland and Yovit Torrealba prior to the 2010 campaign, all whom contributed to the 90-win season ... at the All-Star break, acquired six-time All-Star and 2002 AL MVP Miguel Tejada along with outfielder Ryan Ludwick.
 - ♦ Following a 75-87 record in 2009, the Padres 15-game win improvement was the best of any team in baseball.
- Ⓒ A top priority in his two years with San Diego was rebuilding the farm system with Assistant GM (and now Cubs Senior Vice President, Scouting/Player Development) Jason McLeod ... two months following their departure, the organization was ranked the top farm system in baseball by **ESPN.com**.
- Ⓒ In his duties with the Red Sox, was actively involved in player development, major league scouting, quantitative analysis and advance scouting.
- Ⓒ In 2005, served as Boston's co-general manager during a 44-day stint while Theo Epstein briefly left the organization ... during that span, he helped to complete the trade for Josh Beckett and Mike Lowell that sent Hanley Ramirez, Anibal Sanchez and two other minor leaguers to the Marlins in a seven-player deal.
 - ♦ Beckett and Lowell were named ALCS MVP and World Series MVP, respectively, in 2007, with Beckett also finishing second in the A.L. Cy Young award voting that season.
- Ⓒ A native of Plymouth, N.H., he is a 1996 graduate of Wesleyan University, where he helped lead the Cardinals to the championship game of the NCAA Division III World Series in 1994 as a pitcher and shortstop.
 - ♦ He still holds the record for career saves ... also won the Ahrens Award as the school's top male athlete his senior year ... he later served two seasons as an assistant coach for the Wesleyan Baseball Team.
- Ⓒ Jed and his wife, Merrill, were married in 2010 and have a son, Beckett.



Jason McLeod – Senior Vice President, Scouting/Player Development

Jason joined the Cubs as Senior Vice President, Scouting and Player Development on November 1, 2011, and has 18 years of experience in baseball operations and coaching ... prior to two seasons as the San Diego Padres Assistant General Manager in 2010-11, spent six seasons with the Boston Red Sox, including five seasons as director of amateur scouting following the club's 2004 World Series title.

- Ⓒ In his first draft with Chicago in 2012, selected outfielder Albert Almora with the club's first pick (sixth overall) ... Almora is ranked as the second-best Cubs prospect heading into 2013 by **Baseball America**.
- Ⓒ Joined the Padres in December of 2009, and oversaw amateur scouting and player development while working with general manager Jed Hoyer.
- Ⓒ Worked for the Boston Red Sox scouting department from 2003-09 ... in 2008, was awarded the Red Sox Unsung Hero Award by the **Boston Baseball Writers Association** ... his first draft with Boston produced 2007 AL Rookie of the Year and 2008 AL Most Valuable Player Dustin Pedroia ... **Baseball America** ranked the Red Sox draft among the top five drafts in three of his first four years as Director of Amateur Scouting, including second-best in 2005 and first in 2006.
- Ⓒ Other Red Sox regulars drafted under him include Jacoby Ellsbury, Jed Lowrie, Daniel Bard and Clay Buchholz.
- Ⓒ Held various positions with the Padres from 1994-2003, beginning as an intern in the baseball operations department ... was a full-time assistant in the department, then coached in the minor leagues for three years before returning to the front office as the assistant director of scouting and player development.
 - ♦ Served as an area scout in Southern California from 2002-03 before joining the Red Sox.
- Ⓒ Born in Hawaii, he was raised in San Diego and attended Rancho Buena Vista High School, where he played alongside former major league outfielder and current Padres coach Dave Roberts ... he attended Palomar Junior College before being drafted by the Astros in the 44th round of the 1991 Draft.
 - ♦ The right-handed hurler pitched in the minors from 1991-92 before taking an internship with the Padres.
- Ⓒ Jason has three children: son, Cameron, and twins, Logan and Laney ... he is the great-grand nephew of Hall of Fame pitcher Carl Hubbell.



Randy Bush – Assistant General Manager

Randy was promoted to assistant general manager on December 20, 2006, after serving as special assistant to the general manager ... named interim general manager, August 19 2011, taking over for Jim Hendry through the end of the season.

- Ⓒ Rejoined the organization as a special assistant on January 26, 2005 ... his duties included evaluating the Cubs' minor league system, working on field with the major and minor league clubs during spring training and assisting in professional scouting.
- Ⓒ Also worked for the club in 1999, serving as the minor league hitting coordinator.
- Ⓒ Was the head baseball coach at his alma mater, the University of New Orleans, from 2000-2004.
- Ⓒ The former first baseman/outfielder spent his entire career with Minnesota - including 12 seasons in a major league uniform.
 - ♦ Batted .251 with 275 extra-base hits and 409 RBI in 1,219 career games.
 - ♦ Played on two world championship teams (1987 and 1991).
- Ⓒ Played for Miami Dade Community College and the University of New Orleans.
- Ⓒ Received a Bachelor of Science Degree in Finance in 1994 from the University of New Orleans.
- Ⓒ Randy and his wife, Catherine, have two children: Ryan and Jason.



Shiraz Rehman – Assistant General Manager

Shiraz was promoted to his current role, October 4, 2012, after he joined the organization as assistant to the general manager on November 14, 2011 ... that followed six seasons with the Arizona Diamondbacks baseball operations department beginning in 2005, most recently serving as the club's director of player personnel in 2011.

- © In his current role, he supports GM Jed Hoyer on potential player acquisitions and assists in providing scouting, financial and statistical information to support trade and player evaluation ... Shiraz also oversees the salary arbitration process, the development of the clubs' evaluation technologies, departmental resource allocation, entry-level hiring and the club's analytics efforts.
- © Prior to his time as Arizona's director of player personnel, he also held titles of director of baseball operations (2009-10) and manager of baseball operations (2007-08) after joining the organization as a baseball operations assistant in December of 2005.
- © Before joining the Diamondbacks, he interned for the Boston Red Sox during the 2005 season in the baseball operations department.
- © Prior to joining the Red Sox, he spent time as a commodities trader and financial consultant for more than five years and obtained his MBA from Columbia Business School in 2006 ... is a 1999 graduate of McGill University, where he earned a bachelor's degree in finance and accounting and was a starting infielder on the baseball team for four years.
- © He and his wife, Beth, have two children: daughter, Eden, and son, Mays.



Front Office

Tim Wilken – Special Assistant to President and General Manager

Tim was promoted to his current role as special assistant to the president and general manager in August of 2012 after he joined the Cubs as the director of amateur and professional scouting in December 2005 ... has helped to sign and develop current Cubs Darwin Barney (2012 N.L. Gold Glove winner), James Russell and Jeff Samardzija.

- © Joined the club after spending the previous three years as a special assistant to the general manager for Tampa Bay ... also oversaw the scouting department and contributed to the signing and development of notable players, including: Jeremy Hellickson, Jeff Niemann, Reid Brignac, Wade Davis, Tyler Colvin and DJ LeMahieu.
- © Was named the 2006 East Coast Scout of the Year by the Scout of the Year Foundation at the Winter Meetings in Orlando, Fla.
 - ♦ Nominees for the award are submitted by scouting directors from all 30 major league clubs ... nominees must have at least 25 years experience.
- © Prior to working for the Devil Rays, spent 25 seasons working in the Toronto Blue Jays organization.
- © Began his career in 1979 as an area scout for the Blue Jays.
- © Coached Toronto's Pioneer League affiliate in 1980 and coached and managed the Gulf Coast affiliate in 1981.
- © Was named Toronto's National Crosschecker in 1989, was promoted to Director of U.S. Scouting in 1995 and was named the Vice President of Baseball Operations in 2000.
 - ♦ Contributed to Toronto's signing and developing a distinguished list of players, including: Casey Blake, Chris Carpenter, Ryan Freel, Jay Gibbons, Shawn Green, Roy Halladay, Orlando Hudson, Reed Johnson, Steve Karsay, Jimmy Key, Alex Rios, Shannon Stewart, Vernon Wells, Craig Wilson and Michael Young.
 - ♦ After his promotion to National Crosschecker, the Blue Jays' draft was ranked in the top five each year, producing four Rawlings Gold Glove winners and two Cy Young Award winners ... in 2003, Toronto was named Baseball America's organization of the year.
- © Attended St. Petersburg Junior College and Spring Hill College in Mobile, Ala. ... graduated from Dunedin (Fla.) High School.
- © Tim and his wife, Sheri, reside in Dunedin, Fla. ... they have five children: Casey, Fergus, Jenae, Karis and Lauren.



Joe Bohringer – Director, Professional Scouting

Joe joined the Cubs on November 7, 2011 as the team's director of professional scouting, reporting to General Manager Jed Hoyer ... coordinates all of the Cubs' minor league and Major League scouting efforts ... the 2013 campaign will mark his 24th season in professional baseball.

- © Before joining the Cubs, he served as a pro scout for the Arizona Diamondbacks from 2006 through 2011 ... evaluated professional players at all levels and served on Arizona's post-season advance scouting staff ... also assisted in cross-checking amateur players for the Diamondbacks' 2009 and 2010 drafts.
- © Prior to joining Arizona, he spent five seasons as an area scouting supervisor for the Seattle Mariners from 2002-06, first in California and then in the upper Midwest.
- © Before beginning his scouting career, he spent three seasons as senior manager of player development for the Los Angeles Dodgers (1998-2001), giving him experience on both the scouting and player development sides.
- © Previously held team operations positions with minor league clubs in Buffalo, New York and Ottawa, Ontario, Canada.
- © Graduated from the Massachusetts Institute of Technology in 1993 with a business degree from MIT's Sloan School of Management ... began his baseball career with internships with the New York Yankees and Pittsburgh Pirates while a student at MIT.
- © He and his wife, Kathleen, have a daughter, Lauren.



Scott Harris – Director, Baseball Operations

Scott joined the Cubs as director of baseball operations on November 29, 2012, after serving two years at Major League Baseball as the league's coordinator of major league operations. In his current role, he assists with all areas of baseball operations, including Major League roster transactions, waivers and rules compliance, salary arbitration, negotiating contracts and the baseball operations budget.

- Ⓒ With Major League Baseball, he provided transaction support and analysis to all 30 clubs and worked on the First-Year Player Draft, the Rule 5 Draft, the World Baseball Classic and various industry studies within the league office.
- Ⓒ Prior to joining Major League Baseball, he interned for the Washington Nationals in 2008 and the Cincinnati Reds in 2010.
- Ⓒ A native of Redwood City, Calif., Scott attended the Executive MBA Program at Columbia Business School while working at Major League Baseball, graduated with a bachelor's degree in Economics from UCLA in 2009 and studied at the London School of Economics in 2007.



Brandon Hyde – Director, Player Development

Brandon was promoted to director of player development, August 29, 2012, after joining the Cubs as the organization's minor league field coordinator in December of 2011 ... has 11 years of coaching experience (including nine with the Florida Marlins organization) following a four-year playing career in the White Sox' system from 1997-2000.

- Ⓒ Spent the 2011 season as the Florida Marlins bench coach after being named to the position, June 23, 2010 ... began the 2010 season as minor league infield coordinator, his first year in that role.
- Ⓒ Spent the previous five years (2005-09) managing in the Marlins minor league system ... managed the Mesa Solar Sox in the Arizona Fall League in 2009.
- Ⓒ Served as Double-A Jacksonville's manager in 2009, guiding the Suns to the first of two-consecutive Southern League Championships.
- Ⓒ Prior to his stint with Jacksonville, managed the Single-A Jupiter Hammerheads (2008), the Double-A Carolina Mudcats (2007) and the Single-A Greensboro Grasshoppers (2005-06).
- Ⓒ Before being promoted to manager, served as Greensboro's hitting coach for the second half of the 2003 season and all of 2004.
- Ⓒ Was a coach for Long Beach State University in 2002 when the 49ers finished 39-21 and were eliminated by Stanford in the College World Series.
- Ⓒ Spent four seasons in the White Sox organization after being signed as an undrafted free agent out of Long Beach State June 20, 1997 ... the former catcher/first baseman was a career .256 batter with 14 home runs and 101 RBI in 183 minor league games from 1997-2000 ... played 17 games for the Chico Heat of the Independent Western League in 2001.
- Ⓒ Best season came in 1999 with Single-A Burlington when he hit .286 with 15 doubles, six home runs and 40 RBI in 65 games.
- Ⓒ Resides in Lake Park, Fla., with his wife, Lisa, and children Aria, Colton and Addison.



Jaron Madison – Director, Amateur Scouting

Jaron begins his 12th year in professional baseball and his first full year with the Cubs after joining the organization as director of amateur scouting, August 10, 2012.

- Ⓒ Prior to his time with the Cubs, Jaron had served as the San Diego Padres Director of Scouting since December of 2009, working with then General Manager Jed Hoyer and Assistant General Manager Jason McLeod.
 - His Padres drafts were highlighted by such players as INFs Jedd Gyorko and Cory Spangenberg, C Austin Hedges and RHP Joe Ross, who were all named among the Padres top 10 prospects by **Baseball America** heading into the 2012 season.
- Ⓒ From 2008-09, was the St. Louis Cardinals Assistant Director of Scouting.
- Ⓒ Was San Diego's Assistant to the Director of Scouting from 2005-07 ... prior to that, was an area scout for the Pittsburgh Pirates from 2002-05 - covered Northern California, Northern Nevada and Hawaii.
- Ⓒ Began his professional baseball career as an associate area scout with the Padres in 2002.
- Ⓒ Received his Masters in Sports Management from the University of San Francisco in 2002 after graduating from Long Beach State University in 1998.
 - Coached at his alma mater from 2000-01.
- Ⓒ Jaron and his wife, Tia, and children, Jamil and Jaia, reside in Northern California.



Louie Eljaou – Special Assistant to the G.M./ Director of International Operations

Louie enters his fifth season in the Cubs organization after being named as a special assistant to the general manager December 3, 2008 ... pronounced el-HOW-ah.

- Ⓒ Served as a special assistant to the general manager for Pittsburgh from 2004-08 ... he oversaw the construction of the Pirates new Latin American headquarters and baseball training academy in El Toro, Dominican Republic.
- Ⓒ Worked for the Boston Red Sox from 2002-03 as the Director of International Scouting ... during his time, supervised the construction of the Red Sox' Dominican Academy, a \$3 million complex which serves as a year-round training facility in El Toro, Dominican Republic.
- Ⓒ Began his career with the Marlins in 1992 as a part-time scout before being promoted to area scout and assistant director of Latin American operations in 1994 ... he was named as Florida's Director of Latin American Scouting in 1999 after briefly serving as the Detroit Tigers as a special assignment scout in 1998.
- Ⓒ Signed 2012 Triple Crown winner Miguel Cabrera while a scout with the Marlins in 1999.
- Ⓒ The former infielder was a graduate assistant coach for St. Thomas University (Fla.) in 1991.
- Ⓒ Played baseball at Miami-Dade CC (1988-89) and St. Thomas University (1990-91).
- Ⓒ Attended Monsignor Pace High School in Miami, Fla., where he was a four-year letterman in baseball, winning the state championship in his sophomore and senior seasons.
- Ⓒ Louis resides in Miami, Fla., with his wife, Marcia, and daughter, Olivia.



Kyle Evans — Special Assistant to the President and G.M./ Director of Video and Advance Scouting

Kyle enters his second season with the Cubs, and his first as special assistant to the president and G.M./director of video and advance scouting ... In his current role, he evaluates players at all levels of the Cubs organization, as well as both amateur and professional players being considered for acquisition by the Cubs.

- © Also oversees all baseball related video operations, and the research and production of Advance Scouting reports for the Major League team.
- © Joined the Cubs prior to the 2012 campaign as assistant director of video and advance scouting ... helped redesign the process by which the Major League team prepares for upcoming opponents.
- © Was a Major League scout with Boston from 2008-11, evaluating players across the majors for potential acquisition.
- © Spent 2006-07 as coordinator of advance scouting for the Red Sox ... collaborated with advance scouts on the road to prepare reports on upcoming opponents, including preparation for the 2007 World Series Championship.
- © Retired from playing in 2005 after spending parts of six seasons in the Cleveland Indians minor league system as a right-handed pitcher ... selected by Cleveland in the sixth round of the 2000 draft out of Baylor University.
- © Was a First Team All-Conference pitcher for the 2000 Big 12 Champion Bears.
- © Received his Bachelor of Business Administration from Baylor in 2002, with a dual major in Management Information Systems and Quantitative Business Analysis.
- © Resides in Chicago with his wife, Kristen, and their two children: a son, Kingsley, and a daughter, Rhea.



Front Office

Dave Littlefield — Special Assistant to the General Manager/ Professional Scout

Dave begins his sixth season in the Cubs organization after being named as a special assistant to the general manager/professional scout in December 2007.

- © Prior to joining the Cubs, spent seven seasons (2001-07) as General Manager of the Pittsburgh Pirates, taking the position July 13, 2001 ... the Pirates were named Organization-of-the-Year by Topps in 2002 due to his efforts.
 - In his first full season as GM, the Pirates showed a 10-game improvement from the 2001 campaign and Pittsburgh's minor league clubs combined to win 399 games, good for the second-winningest farm system among all major league teams that year.
 - During his time with Pittsburgh, he received in trades a future N.L. batting champion in Freddy Sanchez and the franchise's only Rookie of the Year, Jason Bay.
- © Dave joined the Pirates after serving as Assistant General Manager with the Florida Marlins from November 1998 to July 2001 ... was promoted to a Vice President with the Marlins March 6, 2000.
- © Previously serving the Montreal Expos from 1991-98 as a National Crosschecker and East Coast Supervisor and Director of Player Development.
 - The Expos were named the **Topps** Organization of the year in 1993 and 1996.
- © Began his career with the Detroit Tigers, serving as an area scout for two years and an East Coast supervisor for one year.
- © Prior to joining the majors, Dave served as Assistant Baseball Coach for three seasons at the University of Massachusetts, followed by three seasons in the same capacity at Clemson University.
- © Earned a bachelor's degree in Marketing and a master's degree in Sport Management from the University of Massachusetts.
 - Dave received the Hal Vanderbaag Distinguished Alumni Award from the university in 2001.
- © A graduate of Portland (Maine) High School, Dave signed as a free agent catcher with the Philadelphia Phillies and spent three years playing in the Phillies and Yankees farm system.



Billy Williams — Senior Advisor

Billy enters his sixth season as senior advisor to the club ... he had been serving as special assistant to the president since November 1, 2001.

- © Spent his club-record 31st year in a Cubs uniform in 2001 as the team's first base coach ... also spent his 15th season as a member of the Cubs' coaching staff - tying the club mark.
 - Joined the Cubs organization in 1956 and made his major league debut in 1959 ... played for the club from 1959-74 and had a trio of stints on the coaching staff (1980-82, 1986-87, 1992-01).
- © During his 18-year major league career, including 16 seasons with the Cubs, he batted .290 with 2,711 hits, 426 home runs and 1,475 RBI ... the six-time National League All-Star hit 20 or more homers 14 times, had 90-plus RBI 10 times and batted at least .300 five times.
 - Homered 392 times in a Cubs uniform - the third-highest total in club history ... also ranks among the team's all-time top-five in games played, at-bats, runs scored, hits, total bases, singles, doubles, extra-base hits, RBI and walks.
 - Was the National League Rookie of the Year in 1961 after setting Cubs rookie records for homers (25) and RBI (86).
 - In 1970, he led the N.L. in runs scored (137) and tied for the league lead in hits (205) ... batted .322 with 42 homers and 129 RBI.
 - Was The Sporting News' Major League Player of the Year in 1972 ... led the N.L. in batting average (.333) while recording 37 homers and 122 RBI.
 - Played in a then-N.L. record 1,117 consecutive games September 22, 1963-September 2, 1970 ... during the streak, he was utilized as a pinch hitter just four times.
 - Was traded to Oakland October 23, 1974, for infielder Manny Trillo and pitchers Darold Knowles and Bob Locker ... spent two seasons with the A's - and saw his only career post-season action in the 1975 American League Championship Series against Boston.
- © On July 26, 1987, he was inducted into the National Baseball Hall of Fame in Cooperstown, N.Y. ... his uniform number was retired by the Cubs August 13, 1987, as No. 26 flies from Wrigley Field's right field flagpole.
- © On September 7, 2010, had a statue of his likeness dedicated by the Cubs at Wrigley Field ... his statue sits at the corner of Addison Street and Sheffield Avenue.
- © Was born on June 15, 1938, in Whistler, Ala.
- © Billy and his wife, Shirley, have four daughters: Valarie, Nina, Julia and Sandra ... they also have six grandchildren: William, Nicolette, Jasmine, Jeran, Christian and Kendall.



Alex Sugarman – Senior Vice President, Strategy and Development

Alex was promoted to senior vice president, strategy and development in February of 2013 after joining the organization as vice president, strategy and development in January of 2010 ... joined the Cubs following four years with Galatioto Sports Partners, LLC.

- © In his current role, Alex oversees the organization's strategic planning and corporate development processes, and assists in the management of the organization's banking relationships.
- © While at Galatioto Sports Partners, LLC, served as an advisor to the Ricketts Family in the acquisition of a controlling interest in the Chicago Cubs, Wrigley Field and 25 percent of Comcast SportsNet Chicago.
- © Previously advised Palace Sports and Entertainment with its \$205 million sale of the Tampa Bay Lightning ... also completed multiple other financial advisory engagements and lending transactions in the NBA, NFL, NHL and MLB.
- © Prior to his time at Galatioto Sports Partners, LLC, Alex was a financial analyst for the National Hockey League from 2003-04.
- © Graduated from Emory University with a B.A. in Economics and Political Science in 2002 ... earned his M.B.A. from the Columbia Business School in 2006.
- © Alex resides in Lakeview with his wife, Eileen.



Colin Faulkner – Vice President, Ticket Sales and Partnerships

Colin was named Cubs' vice president, sales and partnerships in February 2013, and is responsible for overseeing the franchise's ticket sales, service and operations functions, as well overseeing all corporate partnership sales, service, and activation ... Colin joined the Cubs on November 1, 2010 as the vice president of ticket sales and service.

- © Spent the previous 10 years with the National Hockey League's Dallas Stars, where he most recently served as their senior vice president of marketing.
- © He joined Southwest Sports Group in 2000 as an account executive for the Texas Rangers and Dallas Stars, and began working exclusively with the Stars two years later, holding positions such as director of sales and vice president of sales and service along the way.
 - ♦ Oversaw marketing and sales strategy with the franchise and helped the club maintain a record 238-game sellout streak during his tenure.
- © Prior to joining Southwest Sports Group, he was a corporate account executive with Major League Soccer's Dallas Burn from 1998-2000.
- © He graduated with a degree in marketing from Baylor University in 1998.
- © Colin and his wife Jaime, have three children - daughter Avery and sons Blake and Drew.



Julian Green – Vice President, Communications/Community Affairs

Julian joined the Cubs as vice president, communications and community affairs in September of 2011 ... in this newly-created position, Julian directs all non-baseball communication.

- © Joined the Cubs with 15 years of experience in communications, most recently having served as director of media relations for MillerCoors, where he was chief spokesperson for the company's operations in the United States and Puerto Rico.
- © Served as Illinois press secretary to then-United States Senator Barack Obama from 2005-07, and as campaign press secretary from May to November of 2004.
- © Was the director of communications and marketing for the Chicago Park District from July of 2003-May of 2004 after serving as assistant press secretary to then-Mayor Richard M. Daley.
 - ♦ Also served as deputy campaign manager and communications director for Mayor Daley's re-election effort in 2003.
- © Is an interim board member of the Metropolitan Pier and Exposition Authority, which oversees Navy Pier and McCormick Place.
- © Received his bachelor's degree from Alabama A&M University's School of Mass Communication with a specialization in Radio and Television Broadcast ... he and his wife, Antris, reside in Chicago with their three children.



Jon Greifenkamp – Vice President, Chief Financial Officer

Jon, who brings two decades of finance and accounting experience, was named vice president, chief financial officer in April 2010, and is responsible for overseeing the franchise's finance, procurement and information technology functions.

- © Joined the Cubs after serving four years as the vice president of finance for Thompson Reuters Healthcare ... led the successful sale and integration of Solucient into Thomson Healthcare.
- © Became the vice president of finance for Solucient LLC in 2000 after joining the organization in 1996 as assistant controller before becoming director of finance in 1998.
- © Began his career as a senior accountant at Price Waterhouse LLP, serving clients that included the Chicago Cubs and Tribune Company.
- © Holds a Bachelor of Science Degree in Business Administration from Marquette University and a Masters of Business Administration degree from the Kellogg School of Management at Northwestern University.
- © Jon and his wife, Nicole, have three children: Charlie, Will and Gracie.



Carl Rice – Vice President, Ballpark Operations

Carl was promoted to his current position in February of 2011 ... prior to this, he served as senior director of facility management and information technology.

- © In his current role he is responsible for the overall operations of Wrigley Field including stadium maintenance and improvements, field maintenance, event operations, fan experience and customer service.
- © Primary person responsible for bringing full scale concerts to Wrigley Field – Jimmy Buffett in 2005, the Police in 2007, Elton John/Billy Joel and the Rascal Flatts in 2009, the Dave Matthews Band in 2010, Paul McCartney in 2011, Roger Waters "The Wall," Brad Paisley and Bruce Springsteen in 2012.
- © Oversaw the operations related to the 2009 NHL Winter Classic played at Wrigley Field, the 2010 Wrigleyville Classic (the first football game played at Wrigley Field since 1970) and the 2012 Friendly in the Confiners soccer game.
- © Joined the organization in 1982 while in high school and became a member of the information systems department in 1988.
- © Carl resides in Park Ridge with his wife, Laura.



Front Office

Bryan Robinson – Vice President, Human Resources

Bryan was named vice president of human resources in February of 2012, following nine years with the General Electric Company ... he leads execution of the Cubs' organizational strategy and cultural imperatives in addition to all aspects of human resources.

- © Worked with all functions and levels of the organization to advance the Cubs performance management system to be a digital, coaching-centered process – inclusive of new values and the Cubs Way.
- © Developed partnership with Northwestern University's Kellogg School of Management to deliver specialized training and development for Cubs Associates at all levels focusing on executive leadership, coaching and individual development, and functional expertise.
- © Prior to joining the Cubs, he was HR Leader, Corporate Commercial and Communications for General Electric, leading organizational development for GE's Chief Marketing Officer and the Global Marketing organization.
- © In addition, he served as GE's HR leader to the Communications and Public Affairs, Advertising and Branding, Market Intelligence and Healthymagination corporate functions.
- © Holds a bachelor's degree in Human Resource Management and a Master's degree in Labor Relations and HR, both from Michigan State University.
- © Bryan and his wife, Katie, reside on the North Side in Chicago, Ill.



Matt Kenny – Senior Director, Wrigley Field Event Operations

Matt joined the Cubs as the organization's senior director of Wrigley Field event operations in June of 2012 ... is responsible for the event operations, guest experience, security, customer service, parking and transportation at Wrigley Field.

- © Prior to joining Chicago, he spent six years in the Milwaukee Brewers organization, most recently as senior director of event services and security ... began there in 2006 as manager of event operations.
- © Was an event and facility manager for MECA in Omaha, Neb., from 2003-06, overseeing the operations of various facilities within the Civic Auditorium and Qwest Center.
- © Began his professional career in 2001 as a club and concert promoter in Omaha, Neb.
- © Attended Miami University where he majored in Finance.
- © Matt and his wife, Ann, reside in Lakeview and have two sons: Charlie and Graham.



Alison Miller – Senior Director, Marketing

Alison joined the Cubs in July of 2012 as senior director of marketing, bringing with her over a decade of marketing experience at General Mills ... is responsible for marketing, fan research, advertising and game entertainment at Wrigley Field.

- © At General Mills, she was tasked with brand management of products including Cheerios, Pillsbury, Betty Crocker and executing various corporate sponsorships.
- © Earned her bachelor's degree from the University of Michigan's Ross School of Business in 2000 ...earned her MBA from Harvard Business School in 2005.
- © Was a starter on the women's basketball team at Michigan, helping lead the Wolverines to two NCAA appearances in both 1998 and 2000.
- © Alison resides in Lincoln Park.



CHICAGO CUBS MISSION STATEMENT

- © The Chicago Cubs' goal is to reward generations of Cubs fans' support and loyalty with a World Championship.
- © The Cubs will play championship baseball with players whose performance on and off the field reflect the character of the Cubs organization and the City of Chicago.
- © The Cubs will preserve the beauty, charm and traditions of Wrigley Field while enhancing the fan experience and ensuring the viability of the ballpark for future generations.
- © The Cubs will work with our neighbors to keep Wrigleyville an extraordinary and friendly place to conduct business and live; additionally, the Cubs will be active participants in and contribute to the City of Chicago.
- © Cubs associates will uphold the highest ethical and moral standards while safeguarding the Cubs history and tradition.

Mike Van Poucke – Assistant Controller

Mike begins his seventh season with the Cubs organization, and second as assistant controller ... he served as accounting manager before his promotion in January of 2012.

- Ⓒ In his current role, Mike is responsible for overseeing the accounting department's preparation of financial statements.
- Ⓒ Handles the coordination of financial systems and annual financial statement audits. ... assists in preparing and monitoring the annual plan of the Chicago Cubs.
- Ⓒ Prior to joining the Cubs, Mike served as a senior auditor for the Tribune Company.
- Ⓒ Began his professional career with Deloitte in 2003, serving as a senior associate in their financial audit services department.
- Ⓒ Mike resides on the north side of Chicago with his wife, Rebecca.



Andy Blackburn – Director, Premier Sales and Service

Andy joined the Cubs in June of 2010 and was promoted to director of premier sales and service in April of 2012 ... Andy brings with him over 10 years of media and sports sales experience.

- Ⓒ Before joining the Cubs, was director of sports sales and sponsorship at Time Warner Cable for five years beginning in 2005.
- Ⓒ Was in the affiliate sales department at ESPN and The Walt Disney Company from 2001-05.
- Ⓒ His team experience comes with stints at both the Chicago Blackhawks and Detroit Pistons.
- Ⓒ Graduated from Miami University in Oxford, Ohio, in 1998 with a marketing degree.
- Ⓒ Andy resides in downtown Chicago with his wife, Jill, and two daughters: Charlie and Drew.



Jahaan Blake – Director, Fan Experiences

Jahaan joined the Cubs prior to the 2010 season as director of fan experiences ... she is responsible for measuring and developing initiatives designed to enhance the guest experience at Wrigley Field.

- Ⓒ During her time with the Cubs she created and implemented the Wrigley Field Ambassador Program, designed to enhance customer service, and ensure each fan has the best possible experience before, during and after their game at Wrigley Field.
- Ⓒ Prior to joining the Cubs, she was Director of Fan Hospitality for the Los Angeles Dodgers ... she was responsible for the Dodgers Ambassadors, the integrated efforts of the Game Day Staff, and various special events.
- Ⓒ She began her career in Major League Baseball with the Boston Red Sox in 2002 as one of the inaugural Red Sox Ambassadors (selected from more than 3,600 candidates) to augment the fan experience at Fenway Park ... Jahaan was promoted in 2004, entrusted with managing the Ambassadors, pre-game entertainment, and special events.
- Ⓒ Jahaan earned her bachelor's degree from American International College in 2001 and her master's degree in integrated marketing communications from Emerson College in 2003.
- Ⓒ Jahaan resides in the River North area of Chicago.



Peter Chase – Director, Media Relations

Peter is in his 14th season in Major League Baseball, his seventh with the Cubs ... he was named the Cubs' director of media relations on January 11, 2007 ... prior to joining the Cubs organization, he had spent seven seasons with the Boston Red Sox.

- Ⓒ Prior to his time with the Cubs, he most recently served as Boston's manager of baseball information in 2006.
- Ⓒ Began with the Red Sox as a media relations intern in 2000 before being promoted to media relations assistant in 2002.
- Ⓒ Received a Bachelor of Arts degree in Print Journalism from Boston University in 2001.
- Ⓒ Peter resides in Chicago.



Brian Garza – Director, Ticket Sales

Brian enters his 21st season with the Cubs and was named the director of ticket sales in January of 2012 following 14 years as the club's assistant director of ticket sales ... in his current role, he is responsible for managing the organization's ticket sales and service staff.

- Ⓒ During his tenure, the team has achieved record attendance, welcoming over three million fans through Wrigley Field's turnstiles for eight-consecutive seasons from 2004-11, including a club-record 3,300,200 fans in 2008.
- Ⓒ Joined the Cubs as a mezzanine suites intern in the marketing department for the 1993 baseball season before his promotion to ticket sales representative that November.
- Ⓒ Graduated with a Bachelor of Science degree in Marketing from Western Illinois University in 1991.
- Ⓒ Brian, his wife, Michelle, and their daughter, Ava, reside in Itasca, Ill.



Michael Kirschner – Director, Corporate Partnerships

Michael joined the Cubs in October 2010 as director of corporate partnerships ... he is responsible for developing, managing and driving corporate partnerships within the organization.

- © Prior to his time with the Cubs, he served as director of marketing partnerships for Madison Square Garden, where he developed and sold partnerships across the company's array of entertainment venues and productions.
- © With Madison Square Garden, he implemented cross-platform partnerships and advertising programs across divisions of MSG venues (Madison Square Garden, Radio City Music Hall, The Beacon Theatre, The Wang Theatre in Boston and The Chicago Theatre), sports teams (New York Knicks, New York Rangers and New York Liberty) and media networks (MSG Network, MSG Plus and FUSE Network).
- © Prior to joining Madison Square Garden, he worked for the National Basketball Association in its Global Marketing and Media Programs department through December 2006.
- © From 2007-09, he was the Director of Sponsorship Development for the Tribeca Film Festival.
- © Is a 1999 graduate of the S.I. Newhouse School of Public Communications at Syracuse University.
- © Michael resides in Chicago with his wife, Cami, and their daughter, Mazie.



Andrew McIntyre – Director, Information Technology

Andrew joined the Cubs in June of 2011 as director of information technology ... he is responsible for setting the technical direction for the Cubs and Wrigley Field.

- © Andrew and the information technology team are responsible for designing, developing, implementing, and supporting the Cubs' enterprise business applications and technology infrastructure.
- © Prior to joining the Cubs, he served as senior director of sales technology and operations at Bankers Life and Casualty, where he led the implementation of enterprise solutions supporting over 5000 insurance sales agents working across 49 states and over 200 locations.
- © From 1999-2003, he worked as a technology consultant in the financial services solution center at Accenture.
- © Graduated from the University of Illinois Urbana-Champaign in 1996 with a bachelor's degree in Mechanical Engineering ... earned a Masters of Business Administration from the University of Illinois Urbana-Champaign in 1999.
- © Andrew and his wife, Lisa, have three children Calvin, Paul, and Hugh.



Patrick Meenan – Director, Sourcing and Procurement

Patrick begins his first season with the Cubs as the Director of Sourcing and Procurement ... he is responsible for managing the product and services procurement process.

- © Prior to joining the Cubs, he served as Director of Corporate Purchasing for US Airways from 2010 to 2012
- © From 2000 to 2010 he worked in consulting for Arthur Andersen and Protiviti where he was elevated to Associate Director of Supply Chain Solutions
- © Graduated from the University of Illinois Urbana-Champaign in 1997 with a bachelor's degree in Accounting ... received his MBA from the Kellogg School of Management in 2008.
- © Patrick and his wife, Colleen, reside in Chicago with their daughter, Marty.



Cale Vennum – Director, Ticketing Operations

Cale will begin his second season with the Cubs after joining them in August of 2011 as the Director of Ticket Operations.


- © Prior to joining the Cubs, Cale served as the Director of Ticket Operations with the Dallas Stars from 2009-11.
- © Was the Coordinator of Group Ticket Operations from 2006-09 with the Texas Rangers.
- © Is a 2006 graduate from Texas A&M University, where he majored in Sports Management.
- © Married to his wife, Sarah.



4 Dale Sveum – Manager



FULL NAME: Dale Curtis Sveum (Swame)
OPENING DAY AGE: 49
BORN: 11/23/63 in Richmond, CA
RESIDES: Scottsdale, AZ
FAMILY: Married – Darlene ... Children – Brittane and Rustin
CONTRACT STATUS: Signed through 2014
POSITION AS A PLAYER: Infielder
NAMED CUBS MANAGER: November 18, 2011



Sveum: Facts and Information

Dale was named the 52nd manager in Cubs history, November 18, 2011, replacing Mike Quade ... 2012 marked his 12th year as a manager or coach following a 12-year major league playing career (1986-94, 1996-99).

- Ⓒ Joined the Cubs after six seasons on Milwaukee's coaching staff, including a 12-game stint as the team's interim manager to close out the 2008 campaign.
- Ⓒ Was a member of the Boston Red Sox coaching staff for two seasons (2004-05), including the 2004 World Series title club.
- Ⓒ Named interim manager of the Milwaukee Brewers with 12 games remaining in the 2008 season ... the club advanced to the post-season as the N.L. Wild Card.
- Ⓒ Hit .236 with 69 homers and 340 RBI in 862 games for Milwaukee (1986-91), Philadelphia (1992), the White Sox (1992), Oakland (1993), Seattle (1994), Pittsburgh (1996-97, 1999) and the Yankees (1998).
- Ⓒ Graduated from Pinole Valley (Calif.) High School, where he played baseball, football and basketball.
- Ⓒ Earned All-State and All-America honors at quarterback.
- Ⓒ Turned down a football and baseball scholarship at Arizona State University to play professional baseball.
- Ⓒ Is the cousin of former major league first baseman John Olerud.
- Ⓒ Enjoys golf, fly fishing and hunting.
- Ⓒ Participated in the 2012-13 Cubs Caravans.

Sveum: Managerial and Coaching Career

Dale began his coaching career with the Pittsburgh Pirates organization in 2001 and has managed in both the major and minor leagues while also handling hitting coach, bench coach and third base coaching duties at the major league level.

- Ⓒ Spent six seasons on the Milwaukee Brewers coaching staff, from 2006-11, including 2009-11) as the club's hitting coach.
 - Was the club's third base coach in 2006, then handled bench coach duties in 2007 before returning to third base coach in 2008.
- Ⓒ Was named interim manager of the Brewers on September 15, 2008, replacing Ned Yost ... went 7-5 and the club advanced to the postseason as the N.L. Wild Card.
- Ⓒ Spent two seasons (2004-05) as the third base coach for the Boston Red Sox ... helped guide the Red Sox to a World Series title in 2004.
- Ⓒ All told, has managed or coached in the MLB playoffs in 2004 and 2005 with Boston and in 2008 and 2011 with Milwaukee.
- Ⓒ Managed at Double-A Altoona in the Pirates system for three seasons, from 2001-03 ... compiled a 213-211 (.502) record.

Sveum: Playing Career

Dale played 12 major league seasons, amassing a .236 batting average (597-for-2,526) with 125 doubles, 13 triples, 69 home runs and 340 RBI with Milwaukee (1986-91), Philadelphia (1992), the White Sox (1992), Oakland (1993), Seattle (1994), Pittsburgh (1996-97, 1999) and the Yankees (1998).


- Ⓒ The former shortstop enjoyed his best season in 1987 as he produced career highs in nearly every category for the Brewers, including home runs (25) and RBI (95).
 - Hit three homers on July 17, 1987 vs. California.
- Ⓒ Besides 442 games at shortstop, also saw time at third base (217 games), first base (71 games), second base (53 games) and left field (two games).
- Ⓒ Made his major league debut, May 12, 1986 in Seattle, going 2-for-3 with a double while manning third base ... collected his first career hit in the fifth inning off Matt Young (double).
- Ⓒ His most memorable home run came on Easter Sunday in 1987, when he smacked a two-run, two-out, ninth-inning blast off Greg Harris to give the Brewers a 6-4 win over the Rangers.
 - The homer clinched the club's 12th-consecutive win to open the season ... the Brewers went on to win 13-straight games, tying the major league record for the best start to a season.

MANAGERIAL RECORD					
YEAR	TEAM	LEAGUE	W-L	PCT	STANDING
2001 –	Altoona-AA	Eastern	63-79	.444	5th
2002 –	Altoona-AA	Eastern	72-69	.511	4th
2003 –	Altoona-AA	Eastern	78-63	.553	*2nd
2008 –	Milwaukee	National	7-5	.583	^2nd
2012 –	CUBS	National	61-101	.377	5th
MAJOR LEAGUE TOTALS			68-106	.391	
MINOR LEAGUE TOTALS			213-211	.502	
*Lost Divisional Series to Akron, three-games-to-one ...					
^Interim manager ... N.L. Wild Card ... lost to Phillies in NLDS, three-games-to-one					
COACHING CAREER					
2004-05 – Boston major league third base coach					
2006 – Milwaukee major league third base coach					
2007 – Milwaukee major league bench coach					
2008 – Milwaukee major league third base coach					
2009-11 – Milwaukee major league hitting coach					

- Ⓒ Led Altoona to its first back-to-back winning seasons in 2002 (72-69) and 2003 (78-63), including the club's first appearance in the Eastern League playoffs in 2003.
- Ⓒ Named the 2003 Top Managerial Prospect in the Eastern League by *Baseball America*.

Sveum: Career Statistics

YEAR	TEAM	AVG	G	AB	R	H	2B	3B	HR	RBI	SH	SF	HP	BB	SO	SB-CS	E	OBP	SLG
1982	– Pikeville-R	.233	58	223	29	52	13	1	2	21	3	2	2	20	50	6-3	36	.300	.327
1983	– Stockton-A	.261	135	533	70	139	26	5	5	70	4	4	0	29	73	15-8	40	.297	.356
1984	– El Paso-AA	.329	131	523	92	172	41	8	9	84	1	6	0	43	72	6-3	30	.376	.489
1985	– Vancouver-AAA	.236	122	415	42	98	17	3	6	48	1	2	2	48	79	4-5	26	.317	.335
1986	– Vancouver-AAA	.295	28	105	16	31	3	2	1	23	0	3	1	13	24	0-4	4	.369	.390
	Milwaukee	.246	91	317	35	78	13	2	7	35	5	1	1	32	63	4-3	30	.316	.366
1987	– Milwaukee	.252	153	535	86	135	27	3	25	95	5	5	1	40	133	2-6	23	.303	.454
1988	– Milwaukee	.242	129	467	41	113	14	4	9	51	3	3	1	21	122	1-0	27	.274	.347
1989	– Stockton-A	.186	11	43	5	8	0	0	1	5	0	1	0	6	14	0-0	0	.280	.256
	Beloit-A	.133	6	15	0	2	1	0	0	2	0	0	0	5	6	0-0	0	.350	.200
1990	– Denver-AA	.289	57	218	25	63	17	2	2	26	2	0	0	20	49	1-2	12	.349	.413
	Milwaukee	.197	48	117	15	23	7	0	1	12	0	2	2	12	30	0-1	6	.278	.282
1991	– Milwaukee	.241	90	266	33	64	19	1	4	43	5	4	1	32	78	2-4	10	.320	.365
1992	– Philadelphia	.178	54	135	13	24	4	0	2	16	0	2	0	16	39	0-0	8	.261	.252
	Chicago (A.L.)	.219	40	114	15	25	9	0	2	12	2	3	0	12	29	1-1	8	.287	.351
1993	– Oakland	.177	30	79	12	14	2	1	2	6	1	0	0	16	21	0-0	3	.316	.304
	Calgary-AAA	.300	33	120	31	36	11	1	6	26	0	1	0	24	32	0-1	1	.414	.558
	Tacoma-AAA	.349	12	43	10	15	1	0	2	6	0	0	1	6	7	2-1	1	.440	.512
1994	– Seattle	.185	10	27	3	5	0	0	1	2	0	0	0	2	10	0-0	1	.241	.296
	Calgary-AAA	.282	102	393	71	111	21	3	22	78	0	5	2	49	98	1-0	30	.361	.519
1995	– Calgary-AAA	.284	118	408	71	116	34	1	12	70	1	5	0	48	78	2-2	16	.356	.461
1996	– Calgary-AAA	.300	101	343	62	103	28	2	23	84	0	2	3	33	71	2-1	8	.365	.595
	Pittsburgh	.353	12	34	9	12	5	0	1	5	0	0	0	6	6	0-0	2	.450	.588
1997	– Pittsburgh	.261	126	306	30	80	20	1	12	47	4	2	0	27	81	0-3	8	.319	.451
1998	– New York (A.L.)	.155	30	58	6	9	0	0	0	3	0	2	0	4	16	0-0	4	.203	.155
1999	– Pittsburgh	.211	49	71	7	15	5	1	3	13	1	1	0	7	28	0-0	1	.278	.437
	Nashville-AAA	.344	42	125	25	43	14	1	3	25	0	0	2	18	30	1-0	8	.434	.544
	Tucson-AAA	.209	20	67	3	14	1	0	1	4	0	1	0	3	23	0-1	5	.239	.269
MAJOR LEAGUE TOTALS		.236	862	2526	305	597	125	13	69	340	26	25	6	227	656	10-18	131	.298	.378
MINOR LEAGUE TOTALS		.281	976	3574	552	1003	228	29	95	572	12	32	13	365	706	40-31	217	.347	.440



Dale Sveum made his major league debut with Milwaukee in 1986.

3 David Bell – Third Base Coach



FULL NAME: David Michael Bell
OPENING DAY AGE: 40, turns 41 on September 14
BORN: 9/14/72 in Cincinnati, OH
RESIDES: Scottsdale, AZ
POSITION AS A PLAYER: Infielder
NAMED TO CUBS COACHING STAFF: October 23, 2012



Bell: Facts and Information

David joins the Cubs as the team's third base coach after managing and coaching third base in Cincinnati's farm system the previous four seasons ... 2013 marks his 23rd season in professional baseball.

- Was a player on the 2006 Milwaukee Brewers club, Dale Sveum's first year as a coach for the squad.
- Following a 12-year major league career from 1995-2006, he began his coaching career in 2009, managing Cincinnati's Double-A club.
- Is a member of one of Major League Baseball's three-generation families ... son of Buddy Bell and the grandson of Gus Bell.
- When he hit for the cycle on June 28, 2004 with Philadelphia, he joined Gus as the first grandfather-grandson tandem in major league history to hit for the cycle.
- Received the Willie McCovey Award as the Giants' most inspirational player in 2002.
- Graduated from Moeller High School in Cincinnati, where he helped the club to the 1989 state championship.
- Participated in the 2013 Cubs Caravan.

Bell: Managerial and Coaching Career

David begins his first season as a coach at the major league level following four seasons as a manager and third base coach in the minors with the Reds system.

- Served his first and only season as manager of Cincinnati's Triple-A Louisville club last year.
- Prior to Louisville, served as the manager for Double-A Carolina from 2009-11, with the 2009 campaign marking his first stint as a manager or coach at the professional level.
- Following the 2009 campaign, he was selected to manage the Peoria Saguaros of the prestigious Arizona Fall League.

MANAGERIAL RECORD					
YEAR	TEAM	LEAGUE	W-L	PCT	STANDING
2009 –	Carolina-AA	Southern	65-74	.468	2nd/4th
2010 –	Carolina-AA	Southern	58-79	.423	5th/5th
2011 –	Carolina-AA	Southern	53-86	.381	5th/3rd
2012 –	Louisville-AAA	International	51-93	.354	4th
MINOR LEAGUE TOTALS			227-332	.406	

Bell: Playing Career

David enjoyed a 12-year major league career with Cleveland (1995, 1998), St. Louis (1995-98), Seattle (1998-2001), San Francisco (2002), Philadelphia (2003-06) and Milwaukee (2006).

- The former infielder batted .257 (1,239-for-4,826) with 267 doubles, 123 home runs and 589 RBI in 1,403 major league games.
- Had a .282 batting average (33-for-117) in 35 post-season games, spanning seven series.
 - Reached the ALCS with Seattle in both 2000 and 2001 before reaching the World Series with the N.L. Champion San Francisco Giants in 2002.
 - Hit .304 (7-for-23) with a home run and four RBI in the 2002 Fall Classic, won by the Angels in seven games.
- Set career marks with 21 home runs and 78 RBI in 1999 with the Seattle Mariners.
- Batted a career-best .291 with Philadelphia in 2004.
- Made his major league debut in 1995 as a 22-year old with the Cleveland Indians ... traded to the St. Louis Cardinals, July 27 of the season, in a four-player deal that sent pitcher Ken Hill to the Indians.
- Selected by Cleveland in the seventh round of the 1990 draft from Moeller High School in Cincinnati, Ohio.

Bell: Career Statistics

YEAR	TEAM	AVG	G	AB	R	H	2B	3B	HR	RBI	SH	SF	HP	BB	SO	SB-CS	E	OBP	SLG
1990	Indians-R	.261	30	111	18	29	5	1	0	13	0	1	4	10	8	1-1	7	.341	.324
	Burlington-R	.167	12	42	4	7	1	1	0	2	0	1	1	2	5	2-1	3	.217	.238
1991	Columbus-A	.230	136	491	47	113	24	1	5	63	3	7	5	37	50	3-2	31	.287	.314
1992	Kinston-A	.252	123	464	52	117	17	2	6	47	2	7	1	54	66	2-4	20	.327	.336
1993	Canton-Akron-AA	.292	129	483	69	141	20	2	9	60	2	6	3	43	54	3-4	21	.350	.398
1994	Charlotte-AAA	.293	134	481	66	141	17	4	18	88	1	7	9	41	54	2-5	20	.355	.457
1995	Buffalo-AAA	.272	70	254	34	69	11	1	8	34	1	3	4	22	37	0-3	11	.336	.417
	Cleveland	.000	2	2	0	0	0	0	0	0	0	0	0	0	0	0-0	0	.000	.000
	Louisville-AAA	.276	18	76	9	21	3	1	1	9	1	0	3	2	10	4-0	1	.321	.382
1996	St. Louis	.250	39	144	13	36	7	2	2	19	0	1	2	4	25	1-2	7	.278	.368
	St. Louis	.214	62	145	12	31	6	0	1	9	0	1	1	10	22	1-1	5	.268	.276
	Louisville-AAA	.176	42	136	9	24	5	1	0	7	0	0	0	7	15	1-2	5	.217	.228
1997	St. Louis	.211	66	142	9	30	7	2	1	12	2	1	0	10	28	1-0	8	.261	.310
	Arkansas-AA	.219	9	32	3	7	2	0	1	3	0	0	0	2	2	1-0	1	.265	.375
	Louisville-AAA	.227	6	22	3	5	0	0	1	4	0	1	1	0	6	0-0	1	.250	.364
1998	St. Louis	.222	4	9	0	2	1	0	0	0	0	0	0	0	3	0-0	0	.222	.333
	Cleveland	.262	107	340	37	89	21	2	10	41	1	5	2	22	54	0-4	9	.306	.424
	Seattle	.325	21	80	11	26	8	0	0	8	0	0	0	5	8	0-0	1	.365	.425
1999	Seattle	.268	157	597	92	160	31	2	21	78	3	7	2	58	90	7-4	17	.331	.432
2000	Seattle	.247	133	454	57	112	24	2	11	47	6	4	6	42	66	2-3	15	.316	.381
2001	Seattle	.260	135	470	62	122	28	0	15	64	5	4	3	28	59	2-1	14	.303	.415
2002	San Francisco	.261	154	552	82	144	29	2	20	73	6	7	9	54	80	1-2	12	.333	.429
2003	Philadelphia	.195	85	297	32	58	14	0	4	37	0	6	4	41	40	0-0	8	.296	.283
2004	Philadelphia	.291	143	533	67	155	33	1	18	77	2	5	6	57	75	1-1	24	.363	.458
2005	Philadelphia	.248	150	557	53	138	31	1	10	61	4	4	5	47	69	0-1	21	.310	.361
2006	Philadelphia	.278	92	324	39	90	17	2	6	34	3	3	3	32	38	1-0	14	.345	.398
	Milwaukee	.256	53	180	21	46	10	2	4	29	0	2	1	18	30	2-1	5	.323	.400
MAJOR LEAGUE TOTALS		.257	1403	4826	587	1239	267	18	123	589	32	50	44	428	687	19-20	116	.320	.396
MINOR LEAGUE TOTALS		.260	709	2592	314	674	105	14	49	330	10	33	31	220	307	19-22	110	.322	.368



©The Phillies 2012/Photo by Miles Kennedy

David Bell played 12 major league seasons, including four years with the Philadelphia Phillies from 2003-06.

25 Chris Bosio – Pitching Coach



FULL NAME: Christopher Louis Bosio
OPENING DAY AGE: 49, turns 50 on April 3
BORN: 4/3/63 in Carmichael, CA
RESIDES: Combined Locks, WI
FAMILY: Married – Suzanne ... Children – Jensen and Jace
POSITION AS A PLAYER: Pitcher
NAMED TO CUBS COACHING STAFF: December 16, 2011



Bosio: Facts and Information

Chris begins his second year as the Cubs major league pitching coach after serving in a variety of coaching positions with the Seattle, Tampa Bay, Cincinnati and Milwaukee organizations ... this is his third stint as a big league pitching coach -- he filled the role with Tampa Bay in 2003 and in an interim basis with Milwaukee late in the 2009 season.

- Ⓢ Pitched in all or part of 11 big league seasons with Milwaukee (1986-92) and Seattle (1993-96).
- Ⓢ Tossed the second no-hitter in Mariners history, blanking visiting Boston 7-0, April 22, 1993.
- Ⓢ Attended Sacramento City (CA) College ... graduated from Cordova (CA) High School in 1981, where he played football, basketball and baseball.
- Ⓢ Participated in the 2012 Cubs Caravan.

Bosio: Managerial and Coaching Career

Since throwing his last major league pitch in 1996, Chris has assisted in a variety of coaching and scouting roles in the professional ranks and on the collegiate level.

- Ⓢ Previously worked as an advance scout for Milwaukee in 2010-11 before taking over as pitching coach at Triple-A Nashville in June 2011 after incumbent Rich Gale resigned for personal reasons.
- Ⓢ In 2009, served as Nashville's pitching coach and directed the Sounds staff to the lowest ERA in the Pacific Coast League ... late in the 2009 season, replaced Bill Castro as pitching coach for the Milwaukee Brewers.
- Ⓢ Joined the Cincinnati Reds organization in 2008, serving as pitching coach for Double-A Chattanooga.
- Ⓢ Prior to joining the Reds, coached two seasons for Lawrence University in Appleton, Wisconsin, first as the school's pitching coach and then as interim manager in 2006-07.

COACHING CAREER

2000-02 – Seattle minor league special assignment pitching coach
2003 – Tampa Bay major league pitching coach
2008 – Cincinnati minor league pitching coach
2009 – Milwaukee minor league pitching coach, promoted to major league pitching coach August 12
2011 – Milwaukee minor league pitching coach beginning in June
2012 – Cubs major league pitching coach

- Ⓢ From 2004-05, was the assistant pitching coach at the University of Wisconsin-Oshkosh.
- Ⓢ Became a coach at the major league level in 2003, serving as Lou Piniella's pitching coach in Tampa Bay.
- Ⓢ For three seasons prior to his stint with the Devil Rays, worked as a special assignment pitching coach in Seattle's organization ... duties included time as Triple-A Tacoma's pitching coach in 2001, relieving Jim Slaton who was away on personal business.

Bosio: Playing Career

Chris played 11 big league seasons with Milwaukee (1986-92) and Seattle (1993-96) ... all told, tallied a 94-93 career record with a 3.96 ERA (753 ER/1,710.0 IP) in 309 games (246 starts).

- Ⓢ Tossed the second no-hitter in Mariners history, blanking visiting Boston 7-0, April 22, 1993.
- Ⓢ Won 14 or more games three times, including a career-high 16 victories in 1992 for Milwaukee.
- Ⓢ Was named Milwaukee's Most Valuable Pitcher in 1989 after finishing fourth in the American League with 173 strikeouts and tied for fourth with eight complete games.
- Ⓢ Selected by Milwaukee in the second round of the 1982 draft (January Secondary phase).



#95 Andy Lane – Bullpen Catcher

FULL NAME: Andrew Wallace Lane **AGE:** 31
POSITION AS PLAYER: Infielder
BORN: 12/25/1981 in Redlands, CA **RESIDES:** Phoenix, AZ
FAMILY: Single
FIRST SEASON AS BULLPEN CATCHER: 2011

Bosio: Career Statistics

YEAR	TEAM	W-L	ERA	G	GS	CG	SHO	SV	IP	H	R	ER	HR	HB	BB	SO	WP	BK
1982	– Pikeville-R	3-2	4.91	13	3	2	1	1	51.1	60	31	28	2	6	17	53	9	1
1983	– Beloit-A	3-10	5.60	17	17	3	0	0	107.2	125	82	67	9	4	41	71	8	1
	Paintsville-R	2-2	2.84	7	7	2	1	0	44.1	30	18	14	3	4	18	43	0	0
1984	– Beloit-A	17-6	2.73	26	26	11	2	0	181.0	159	83	55	12	5	56	156	17	4
1985	– El Paso-AA	11-6	3.82	28	25	6	1	2	181.1	186	108	77	14	4	49	155	4	5
1986	– Vancouver-AAA	7-3	2.28	44	0	0	0	16	67.0	47	18	17	1	0	13	60	0	0
	Milwaukee	0-4	7.01	10	4	0	0	0	34.2	41	27	27	9	0	13	29	2	1
1987	– Milwaukee	11-8	5.24	46	19	2	1	2	170.0	187	102	99	18	1	50	150	14	2
1988	– Milwaukee	7-15	3.36	38	22	9	1	6	182.0	190	80	68	13	2	38	84	1	2
	Denver-AA	1-0	3.86	2	2	1	0	0	14.0	13	6	6	0	0	4	12	1	0
1989	– Milwaukee	15-10	2.95	33	33	8	2	0	234.2	225	90	77	16	6	48	173	4	2
1990	– Milwaukee	4-9	4.00	20	20	4	1	0	132.2	131	67	59	15	3	38	76	7	0
	Beloit-A#	0-0	3.00	1	1	0	0	0	3.0	4	2	1	0	0	1	2	0	1
1991	– Milwaukee	14-10	3.25	32	32	5	1	0	204.2	187	80	74	15	8	58	117	5	0
1992	– Milwaukee	16-6	3.62	33	33	4	2	0	231.1	223	100	93	21	4	44	120	8	2
1993	– Seattle	9-9	3.45	29	24	3	1	1	164.1	138	75	63	14	6	59	119	5	0
1994	– Seattle	4-10	4.32	19	19	4	0	0	125.0	137	72	60	15	2	40	67	4	0
1995	– Seattle	10-8	4.92	31	31	0	0	0	170.0	211	98	93	18	5	69	85	10	0
1996	– Lancaster-A	0-0	1.12	2	2	0	0	0	8.0	6	3	1	0	0	0	7	0	0
	Seattle	4-4	5.93	18	9	0	0	0	60.2	72	44	40	8	4	24	39	1	0
	Tacoma-AAA	0-0	0.00	2	1	0	0	0	4.0	2	0	0	0	0	0	3	0	0
	Everett-A	0-0	2.25	1	1	0	0	0	4.0	3	1	1	0	0	0	8	0	0
1997	– GCL Red Sox-R	0-0	0.00	2	2	0	0	0	5.0	2	0	0	0	0	2	4	0	0
	Sarasota-A	0-0	1.93	1	1	0	0	0	4.2	6	2	1	0	0	0	5	0	0
MAJOR LEAGUE TOTALS		94-93	3.96	309	246	39	9	9	1710.0	1742	835	753	162	41	481	1059	61	9

#Injury Rehabilitation Assignment



Chris Bosio spent 11 seasons in the majors, including his final four with the Seattle Mariners from 1993-96. He tossed the franchise's first-ever no-hitter, April 22, 1993 vs. the Boston Red Sox.

39 Dave McKay – First Base Coach



FULL NAME: David Lawrence McKay
OPENING DAY AGE: 63
BORN: 3/14/50 in Vancouver, British Columbia
RESIDES: Scottsdale, AZ
FAMILY: Married – Lene ... Children – Cody
POSITION AS A PLAYER: Infielder
NAMED TO CUBS COACHING STAFF: December 16, 2011



McKay: Facts and Information

Dave begins his 30th season as a coach, and his second season as the Cubs major league first base coach ... is in his third stint as a big league first base coach -- he filled the role with Oakland from 1989-95 and St. Louis for the past 16 seasons (1996-2011).

- Ⓢ Played in all or part of eight big league seasons with Minnesota (1975-76), Toronto (1977-79) and Oakland (1980-82).
- Ⓢ Was inducted into the Canadian National Baseball Hall of Fame in 2001.
- Ⓢ Attended Columbia Basin Junior College in Pasco, Washington and Creighton University in Omaha, Nebraska.
- Ⓢ His son, Cody, was a catcher in the St. Louis organization from 2004-05.
- Ⓢ Participated in the 2012 and 2013 Cubs Caravans.

McKay: Coaching Career

Dave enters 2013 with 29 years experience as a coach since his first coaching job in Oakland's system ... spent 27 seasons on Tony La Russa's coaching staffs from 1984-2011.

- Ⓢ Served as St. Louis' major league first base coach in 2011, his 16th consecutive season in the position.
- Ⓢ Prior to his time with the Cardinals, was La Russa's first base coach in Oakland from 1989-95.
- Ⓢ Was a coach on three World Series championship clubs: the 1989 Oakland A's and the 2006 and 2011 St. Louis Cardinals.

COACHING CAREER

1983 – Oakland minor league player-coach
1984-88 – Oakland major league bullpen and bench coach
1989-95 – Oakland major league first base coach
1996-2011 – St. Louis major league first base coach
2012 – Cubs major league first base coach

- Ⓢ Handled bullpen and bench coach duties for the A's for five seasons (1984-88).
- Ⓢ Began his coaching career during the 1983 season, serving as a player-coach in Oakland's minor league system ... in all, spent 16 years as a player or coach in the Oakland system.

McKay: Playing Career

Dave played eight big league seasons with Minnesota (1975-76), Toronto (1977-79) and Oakland (1980-82) ... all told, batted .229 (441-for-1,928) with 70 doubles, 15 triples, 21 homers and 170 RBI in 645 major league games.

- Ⓢ Signed with Oakland in 1980 and helped the A's to the 1981 Western Division crown by batting .288 in the second half ... belted a home run in the divisional playoff series against Kansas City.
- Ⓢ Selected by Toronto with the 49th pick in the 1976 expansion draft ... was the starting third baseman for the first game in Blue Jays franchise history.
- Ⓢ Made his major league debut with Minnesota August 22, 1975 and homered off Detroit's Vern Ruhle in his first big league at-bat ... hit safely in 21 of his first 22 major league games.
- Ⓢ Signed by the Minnesota Twins as an amateur free agent June 20, 1971.

McKay: Career Statistics

YEAR	TEAM	AVG	G	AB	R	H	2B	3B	HR	RBI	SH	SF	HP	BB	SO	SB-CS	E	OBP	SLG
1971	– Wisconsin Rapids-A	.226	65	257	27	58	9	0	3	22	-	-	-	18	72	2-3	26	.276	.296
1972	– Lynchburg-A	.214	90	299	39	64	11	1	5	33	-	-	-	-	-	-	-	-	.308
1973	– Lynchburg-A	.223	107	355	47	79	14	2	10	47	-	-	-	-	-	-	-	-	.358
1974	– Orlando-AA	.278	100	360	59	100	12	2	8	41	3	1	6	38	55	9-4	15	.356	.389
1975	– Tacoma-AAA	.257	109	370	56	95	12	2	7	39	7	2	6	22	63	10-2	31	.308	.357
	– Minnesota	.256	33	125	8	32	4	1	2	16	1	2	1	6	14	1-1	9	.291	.352
1976	– Minnesota	.203	45	138	8	28	2	0	0	8	4	0	4	9	27	1-2	10	.272	.217
	– Tacoma-AAA	.246	63	211	31	52	6	1	3	22	6	2	5	20	42	4-1	12	.324	.327
1977	– Toronto	.197	95	274	18	54	4	3	3	22	9	1	2	7	51	2-1	14	.222	.266
1978	– Toronto	.238	145	504	59	120	20	8	7	45	10	2	1	20	91	4-4	12	.268	.351
1979	– Syracuse-AAA	.269	96	353	54	95	14	3	7	53	7	4	5	39	72	8-6	9	.347	.385
	– Toronto	.218	47	156	19	34	9	0	0	12	5	0	1	7	19	1-1	7	.256	.276
1980	– Oakland	.244	123	295	29	72	16	1	1	29	11	0	6	10	57	1-1	10	.283	.315
1981	– Oakland	.263	79	224	25	59	11	1	4	21	3	4	2	16	43	4-1	13	.313	.375
1982	– Oakland	.198	78	212	25	42	4	1	4	17	0	3	0	11	35	6-1	11	.235	.283
1983	– Modesto-A	.186	24	86	11	16	3	0	2	9	0	1	0	8	20	2-0	2	.253	.291
	– Tacoma-AAA	.256	50	121	27	31	4	1	4	11	4	3	0	22	28	5-2	2	.000	.000
MAJOR LEAGUE TOTALS		.229	645	1928	191	441	70	15	21	170	43	12	17	86	337	20-12	86	.266	.313

8 Jamie Quirk – Bench Coach



FULL NAME: James Patrick Quirk
OPENING DAY AGE: 58
BORN: 10/22/54 in Whittier, CA
RESIDES: Kansas City, MO
FAMILY: Married — Anna ... Children — Kindal, Kelly and Kerner
POSITION AS A PLAYER: Catcher/Infielder
NAMED TO CUBS COACHING STAFF: December 16, 2011



Quirk: Facts and Information

Jamie begins his 41st season in professional baseball, including his 19th as a major league coach, and his second season as the Cubs bench coach ... is in his third stint as a big league bench coach after serving in the same role with Kansas City (1996-2001) and Colorado (2003-08).

- © Eighteen-year playing career included a stint with the 1985 World Champion Kansas City Royals.
- © Graduated from St. Paul High School in Santa Fe Springs, Calif., and was selected by Kansas City in the first round (18th overall) of the 1972 First-Year Player Draft.
- © Was a player on six post-season clubs: with the Royals in 1976, 1978, 1980 and 1985; with the Athletics in 1990 and 1992.
- © Was the bench coach of the 2007 N.L. Champion Colorado Rockies.
- © Was the third base coach for the gold medal-winning Team USA in the 2009 World Cup.
- © Participated in the 2012 and 2013 Cubs Caravans.

Quirk: Managerial and Coaching Career

Jamie enters 2013 with 18 years experience as a major league coach since his first coaching job with Kansas City in 1994.

- © Before joining the Cubs, was Houston's bullpen coach at the major league level in 2010-11.
- © Prior to joining the Astros staff, was a professional scout in 2009 and served as third base coach for Team USA in the 2009 World Cup in Europe - Team USA captured the gold medal.
- © Prior to 2009, served as major league bench coach for Colorado for six seasons (2003-08), all under manager Clint Hurdle ... while with the Rockies, filled in for Hurdle as manager for a total of eight games.
- © Served as the Texas Rangers major league bullpen coach in 2002.

COACHING CAREER

1994-95 — Kansas City major league bullpen coach
 1996-2001 — Kansas City major league bench coach
 2002 — Texas major league bullpen coach
 2003-08 — Colorado major league bench coach
 2010-11 — Houston major league bullpen coach
 2012 — Cubs major league bench coach

- © Began his major league coaching career in 1994, serving as bullpen coach for Kansas City ... after two seasons as bullpen coach, became the Royals bench coach, a position he held for five seasons (1996-2001).
- © Served as Royals manager for eight games in 1998, guiding the club to a 4-4 record while filling in for suspended manager Tony Muser.

Quirk: Playing Career

Jamie played 18 big league seasons with Kansas City (1975-76, 78-82, 85-88), Milwaukee (1977), St. Louis (1983), the White Sox (1984), Cleveland (1984), the Yankees (1989), Oakland (1989, 90-92) and Baltimore (1989).

- © All told, batted .240 (544-for-2,266) with 100 doubles, 43 homers and 247 RBI in 984 major league games, 525 of those as a catcher.
- © Was a member of the 1980 American League Champion Kansas City Royals, the 1985 World Champion Royals and the 1990 A.L. Champion Oakland A's.
- © Primarily a catcher, he also played defensively at third base, first base, left field, shortstop, right field and second base ... retired in 1992.
- © Selected by Kansas City in the first round (18th overall) of the 1972 June Draft.

THE FRIENDLY CONFINES OF WRIGLEY FIELD

Entering the 2013 campaign, there have been 12,389 home runs hit at Wrigley Field — 6,211 by the Cubs, 6,096 by their opponents and 82 by Federal League clubs (1914-1915).

The ballpark's single-season homer high is 233, recorded in 2004 (137 by the Cubs). The Cubs top Wrigley Field homer total is 137, also in 2004. Opponents hit 125 long balls at Wrigley Field in 2006, their most of any season.

Quirk: Career Statistics

YEAR	TEAM	AVG	G	AB	R	H	2B	3B	HR	RBI	SH	SF	HP	BB	SO	SB-CS	E	OBP	SLG
1972	— Billings-R	.255	55	208	29	53	9	4	5	37	-	-	-	14	58	4-4	-	-	.409
1973	— San Jose-A	.231	132	429	58	99	12	7	8	45	-	-	-	58	123	7-1	-	-	.347
1974	— Jacksonville-AA	.227	46	163	16	37	7	2	3	21	4	2	3	20	32	2-0	20	.319	.350
	— Omaha-AAA	.281	53	203	27	57	10	2	10	31	4	0	0	16	46	2-2	10	.333	.498
1975	— Omaha-AAA	.274	127	445	62	122	23	4	13	64	7	3	5	49	96	4-0	16	.351	.431
	— Kansas City	.256	14	39	2	10	0	0	1	5	0	0	0	2	7	0-0	2	.293	.333
1976	— Kansas City	.246	64	114	11	28	6	0	1	15	0	3	0	2	22	0-0	2	.252	.325
1977	— Milwaukee	.217	93	221	16	48	14	1	3	13	2	0	2	8	47	0-1	2	.251	.330
1978	— Spokane-AAA	.292	97	343	58	100	20	2	12	63	0	7	1	47	89	2-3	20	.372	.466
	— Kansas City	.207	17	29	3	6	2	0	0	2	0	0	0	5	4	0-0	2	.324	.276
1979	— Kansas City	.304	51	79	8	24	6	1	1	11	0	0	1	5	13	0-0	1	.353	.443
1980	— Kansas City	.276	62	163	13	45	5	0	5	21	3	3	1	7	24	3-2	8	.305	.399
1981	— Kansas City	.250	46	100	8	25	7	0	0	10	0	0	1	6	17	0-2	4	.299	.320
1982	— Kansas City	.231	36	78	8	18	3	0	1	5	0	1	0	3	15	0-0	0	.256	.308
1983	— St. Louis	.209	48	86	3	18	2	1	2	11	0	0	1	6	27	0-0	6	.269	.326
1984	— Chicago (A.L.)	.000	3	2	0	0	0	0	0	1	0	1	0	0	2	0-0	0	.000	.000
	— Cleveland	1.000	1	1	1	1	0	0	1	1	0	0	0	0	0	0-0	0	1.000	4.000
	— Denver-AAA	.209	70	201	23	42	6	3	2	24	0	2	1	21	39	0-1	11	.284	.299
1985	— Omaha-AAA	.244	104	324	33	79	5	1	8	48	0	6	0	35	56	0-5	14	.312	.340
	— Kansas City	.281	19	57	3	16	3	1	0	4	0	0	0	2	9	0-0	1	.305	.368
1986	— Kansas City	.215	80	219	24	47	10	0	8	26	0	1	1	17	41	0-1	4	.273	.370
1987	— Kansas City	.236	109	296	24	70	17	0	5	33	2	4	4	28	56	1-0	8	.307	.345
1988	— Kansas City	.240	84	196	22	47	7	1	8	25	4	3	1	28	41	1-5	8	.333	.408
1989	— New York (A.L.)	.083	13	24	0	2	0	0	0	0	0	0	0	3	5	0-1	0	.185	.083
	— Oakland	.200	9	10	1	2	0	0	1	1	0	0	0	0	4	0-0	1	.200	.500
	— Baltimore	.216	25	51	5	11	2	0	0	9	1	1	0	9	11	0-1	0	.328	.255
	— Tacoma-AAA	.170	14	47	5	8	2	0	1	5	0	0	0	3	12	0-0	2	.220	.277
1990	— Oakland	.281	56	121	12	34	5	1	3	26	5	3	1	14	34	0-0	5	.353	.413
1991	— Oakland	.261	76	203	16	53	4	0	1	17	3	0	2	16	28	0-3	6	.321	.296
1992	— Oakland	.220	78	177	13	39	7	1	2	11	5	1	3	16	28	0-0	8	.294	.305
MAJOR LEAGUE TOTALS		.240	984	2266	193	544	100	7	43	247	25	21	18	177	435	5-16	68	.298	.347



Jamie Quirk (left), played 18 major league seasons including 11 with the Kansas City Royals. He is pictured here with teammates John Wathan (center) and George Brett.

38 James Rowson – Hitting Coach



FULL NAME: James Rowson
OPENING DAY AGE: 36, turns 37 on September 12
BORN: 9/12/76 in Mount Vernon, NY
RESIDES: Spring Hill, FL
FAMILY: Married – Maria ... Children – Katiria, Kiama and Gabriella
POSITION AS A PLAYER: Outfielder
NAMED TO CUBS COACHING STAFF: June 12, 2012



Rowson: Facts and Information

James begins his first full season as Chicago's hitting coach after taking over for Rudy Jaramillo in June of last season ... joined the organization as the minor league hitting coordinator at the start of the 2012 season ... had spent the previous six seasons with the New York Yankees, including the last four as their minor league hitting coordinator from 2008-11.

- © Had his major league interim hitting coach tag removed October 23, 2012.
- © Will begin his 12th season as a coach in professional baseball after playing in the Mariners and Yankees minor league chains from 1995-98.
- © Graduated from Mount St. Michael High School in the Bronx, N.Y., in 1994.
- © Participated in the 2013 Cubs Caravan.

Rowson: Managerial and Coaching Career

James begins his 13th season as a hitting coach in professional baseball, and his first full season as a major league hitting coach.

- © Named the Cubs interim hitting coach, June 13, 2012, taking the place of Rudy Jaramillo ... had the interim tag removed in October.
- © Prior to joining the Cubs in 2012, was the Yankees minor league hitting coordinator from 2008-11.
- © Spent the 2006-07 seasons as hitting coach at Single-A Tampa.

COACHING CAREER

2002-05 – Los Angeles (A.L.) minor league hitting coach
 2006-07 – New York (A.L.) minor league hitting coach
 2008-11 – New York (A.L.) minor league hitting coordinator
 2012 – Cubs minor league hitting coordinator, promoted to interim major league hitting coach June 12

- © Served four seasons in the Los Angeles Angels of Anaheim system as a minor league hitting coach with Single-A Rancho Cucamonga (2004-05), Single-A Cedar Rapids (2003) and Rookie-Level Provo (2002).

Rowson: Playing Career

The former Mount St. Michael High School outfielder was selected by the Seattle Mariners in the ninth round of the 1994 draft ... appeared in 178 games in the Mariners and Yankees farm systems, as well as a stint in the independent leagues.

- © Swiped nine bases in 30 games for the Ariona Rookie League Mariners in 1995, his first pro season
- © Played 50 games for the Cook County Cheetahs of the Independent Heartland League in 1998, his final season as a player.

Rowson: Career Statistics

YEAR	TEAM	AVG	G	AB	R	H	2B	3B	HR	RBI	SH	SF	HP	BB	SO	SB-CS	E	OBP	SLG
1995	– Mariners-R	.189	30	106	9	20	6	1	0	9	1	1	3	6	38	9-2	2	.250	.264
1996	– Everett-A	.221	53	181	30	40	9	2	4	24	0	1	3	26	68	4-2	4	.327	.359
1997	– Oneonta-A	.195	12	41	8	8	2	2	0	4	0	0	0	4	17	1-0	1	.267	.341
	Greensboro-A	.286	8	21	1	6	1	0	0	2	1	0	0	5	8	0-0	1	.423	.333
	Tampa-A	.060	25	50	2	3	2	0	0	4	1	0	1	4	29	2-1	2	.145	.100
1998	– Cook County-IND	.234	50	145	23	34	6	2	5	17	0	2	0	11	41	7-2	4	.285	.407
MINOR LEAGUE TOTALS		.204	178	544	73	111	26	7	9	60	3	4	7	56	201	23-7	14	.285	.327

35 Lester Strobe – Bullpen Coach



FULL NAME: James Lester Strobe
OPENING DAY AGE: 54, turns 55 on June 17
BORN: 6/17/58 in McMinnville, TN
RESIDES: St. Charles, MO
FAMILY: Married – Angela ... Children – Brooke and Blake
POSITION AS A PLAYER: Pitcher
NAMED TO CUBS COACHING STAFF: October 27, 2006



Strobe: Facts and Information

Lester enters his 25th season as a member of the Cubs organization, and his seventh at the major league level as the club's bullpen coach ... he is currently the longest-tenured coach on the major league staff.

- Ⓢ Pitched with Kentucky State University in college ... twice led the NAIA in strikeouts.
- Ⓢ Participated in the 2009, 2010, 2011, 2012 and 2013 Cubs Caravans.

Strobe: Managerial and Coaching Career

Prior to his current role, Lester was the Cubs minor league pitching coordinator from 1996-2006.

- Ⓢ Spent the 1994-95 seasons with the major league club as a pitching assistant.
- Ⓢ Was a pitching coach in the Cubs minor league system during the 1989-93 campaigns ... worked at Rookie-League Wytheville in 1989, Single-A Peoria from 1990-91, Single-A Winston-Salem in 1992 and Single-A Daytona in 1993.

COACHING CAREER

1989-93 – Cubs minor league pitching coach
1994-95 – Cubs major league pitching assistant
1996-06 – Cubs minor league pitching coordinator
2007-12 – Cubs major league bullpen coach

Strobe: Playing Career

Lester pitched in the minor leagues from 1980-88 with Kansas City, Baltimore, St. Louis and the Cubs farm systems.

- Ⓢ Began his career with Kansas City, going 0-1 with a 1.80 ERA (4 ER/20.0 IP) in six games (five starts), including one complete game effort for the Royals Gulf Coast League club.
- Ⓢ Was a Southern League All-Star in 1984, going 9-2 with seven complete games and a 2.43 ERA (25 ER/92.2 IP) in 13 starts for Double-A Memphis.
- Ⓢ Had a brief stint with Triple-A Iowa in the Cubs farm system in 1988, his final professional season ... was 1-1 with a 3.67 ERA (17 ER/41.2 IP) in 18 games for the I-Cubs.

Strobe: Career Statistics

YEAR	TEAM	W-L	ERA	G	GS	CG	SHO	SV	IP	H	R	ER	HR	HB	BB	SO	WP	BK
1980	GCL Royals-R	0-1	1.80	6	5	1	0	0	20.0	13	5	4	1	1	10	27	1	0
1981	Charleston-A	3-2	2.54	8	8	0	0	0	46.0	39	14	13	0	1	32	35	4	3
1982	Fort Myers-A	8-11	3.55	24	24	5	1	0	144.1	131	74	57	5	5	79	109	8	3
1983	Jacksonville-AA	7-5	3.20	25	18	3	1	0	118.0	98	58	42	9	5	50	95	4	2
1984	Memphis-AA	9-2	2.43	13	13	7	3	0	92.2	55	25	25	5	0	32	50	0	0
1985	Omaha-AAA	7-7	4.37	21	19	3	0	0	113.1	97	57	55	12	4	73	105	6	4
1986	Omaha-AAA	9-11	4.14	28	27	5	2	0	169.2	154	87	78	19	3	88	73	9	3
1987	Rochester-AAA	0-1	8.56	4	3	0	0	0	13.2	21	13	13	7	0	3	7	0	0
	Louisville-AAA	0-0	6.14	5	4	0	0	0	22.0	33	16	15	5	0	8	9	0	1
1988	Louisville-AAA	1-2	7.45	6	2	0	0	0	19.1	22	17	16	2	2	10	15	1	4
	Iowa-AAA	1-1	3.67	18	0	0	0	0	41.2	42	18	17	0	1	17	20	0	3
MINOR LEAGUE TOTALS		45-43	3.77	158	123	24	7	0	800.2	705	384	335	65	22	402	545	37	23

58 Mike Borzello – Staff Assistant



FULL NAME: Michael Ross Borzello
OPENING DAY AGE: 42, turns 43 on August 14
BORN: 8/14/70 in Yonkers, NY
RESIDES: Los Angeles, CA
FAMILY: Single ... Children – Emily
POSITION AS A PLAYER: Catcher
NAMED TO CUBS COACHING STAFF: December 16, 2011



Borzello: Facts and Information

Mike has 17 years of experience with major league clubs and begins his second season with the Cubs, serving as major league staff assistant ... responsibilities include instructing the catchers and involvement in the advanced scouting process.

- © Was a member of four World Championship teams with the Yankees: 1996, 1998, 1999 and 2000
- © In 1999, appeared as John C. Reilly's catching double in Universal Pictures' "For Love of the Game" with Kevin Costner.
- © Played four minor league seasons (1991-94) in the St. Louis system, reaching the Single-A level.
- © Earned a bachelor's degree in Communication Arts from California Lutheran University (Thousand Oaks, Calif.).
- © Participated in the 2013 Cubs Caravan.

Borzello: Coaching Career

Mike begins his second season as a major league staff assistant with the Cubs, bringing with him 17 years of major league experience since joining the Yankees in 1996 as a bullpen catcher and batting practice pitcher.

COACHING CAREER

1996-2007 – Yankees major league bullpen catcher and batting practice pitcher
 2008-11 – Dodgers major league bullpen catcher
 2012 – Cubs major league staff assistant

- © Served four seasons as the Los Angeles Dodgers bullpen catcher from 2008-11.
- © Spent the previous 12 years in the New York Yankees organization starting in 1996 ... served two stints as a bullpen catcher, 12 seasons as a batting practice pitcher and two seasons operating the radar gun and charting pitches.
- © Was a member of four World Championship teams with the Yankees (1996, 1998-2000).
- © Served on the field staff for the American League All-Star Team in 1997, 2000 and 2001.

Borzello: Playing Career

Mike played four minor league seasons (1991-94) in the St. Louis system, reaching the Single-A level ... all told, batted .151 (13-for-86) with three doubles and four RBI in 42 career minor league games.

- © Drafted by St. Louis in the 1991 First-Year Player Draft.

CUBS IN THE WORLD BASEBALL CLASSIC

The Cubs organization had a total of 13 players appear on official rosters of participating countries in the first two World Baseball Classic events:

2006— C Michael Barrett (United States), C Henry Blanco (Venezuela), INF Derrek Lee (United States), RHP Carlos Zambrano (Venezuela)

2009— RHP Hung-Wen Chen (Chinese Taipei), OF Kosuke Fukudome (Japan), INF Dwayne Kemp (Netherlands), INF Corey Koskie (Canada), LHP Ted Lilly (United States), RHP Alex Maestri (Italy), RHP Carlos Marmol (Dominican Republic), RHP Vince Perkins (Canada), C Geovany Soto (Puerto Rico)

45 Rob Deer – Assistant Hitting Coach



FULL NAME: Rob Deer
OPENING DAY AGE: 52, turns 53 on September 29
BORN: 9/29/60 in Orange, CA
RESIDES: Scottsdale, AZ
POSITION AS A PLAYER: Outfielder
NAMED TO CUBS COACHING STAFF: November 29, 2012



Deer: Facts and Information

Rob begins his first season as the Cubs major league assistant hitting coach ... was a teammate of Cubs manager Dale Sveum from 1986-88 and 1990 when the two played for the Milwaukee Brewers.

- Ⓢ Played in all or part of 11 major league seasons with San Francisco (1984-85), Milwaukee (1986-90), Detroit (1991-93), Boston (1993) and San Diego (1996).
- Ⓢ Began his coaching career in 2001 as a minor league coach in San Diego's system ... spent six years as either a minor league hitting coach or roving hitting instructor for the organization.
- Ⓢ Graduated from Canyon High School in Anaheim, Calif. ... selected by San Francisco in the fourth round of the 1978 Draft.

Deer: Coaching Career

Rob spent six seasons as a minor league coach or coordinator in the San Diego Padres system.

COACHING CAREER

2001-03 – San Diego minor league hitting coach
 2004-06 – San Diego minor league hitting coordinator

- Ⓢ Most recently was San Diego's minor league hitting coordinator from 2004-06.
- Ⓢ As hitting coach for Single-A Lake Elsinore in 2002, helped guide the club to the California League Championship Series.
- Ⓢ Began his coaching career in 2001 as hitting coach for Single-A Eugene.

Deer: Playing Career

Rob, a former right-handed hitting outfielder, hit .220 with 230 home runs and 600 RBI in 1,155 major league games from 1984-96 with San Francisco (1984-85), Milwaukee (1986-90), Detroit (1991-93), Boston (1993) and San Diego (1996).

- Ⓢ Recorded eight-straight 20-home run campaigns from 1986-93 ... hit a career-high 33 home runs with the Brewers in 1986.
 - His 215 home runs from 1986-93 ranked fourth-most in the A.L. behind only Jose Canseco (240), Mark McGwire (229) and Joe Carter (223).
- Ⓢ Logged a .324 on-base percentage in his career, and drew a career-best 89 walks with the Tigers in 1991.
- Ⓢ Led the American League in strikeouts four times: 1987-88, 1991 and 1993.

Deer: Career Statistics

YEAR	TEAM	AVG	G	AB	R	H	2B	3B	HR	RBI	SH	SF	HP	BB	SO	SB-CS	E	OBP	SLG
1978	— Great Falls-R	.248	48	137	20	34	6	5	0	18	2	2	0	30	58	2-1	4	.379	.365
1979	— Great Falls-R	*.317	63	218	49	69	18	7	7	44	1	3	3	39	62	4-3	5	.422	.560
	— Cedar Rapids-A	.209	29	86	7	18	0	1	1	16	0	1	0	7	34	3-1	4	.266	.267
1980	— Clinton-A	.263	127	434	60	114	31	5	13	58	3	4	4	34	115	20-7	—	.319	.447
1981	— Fresno-A	.286	135	479	86	137	24	4	33	107	0	4	2	70	146	18-7	6	.377	.559
1982	— Shreveport-AA	.207	128	410	58	85	26	0	27	73	0	2	9	53	177	6-2	11	.310	.468
1983	— Shreveport-AA	.217	132	448	89	97	15	1	35	99	0	6	5	85	185	18-8	7	.344	.489
1984	— Phoenix-AAA	.227	133	449	88	102	21	1	31	69	2	2	2	96	175	9-3	9	.364	.486
	— San Francisco	.167	13	24	5	4	0	0	3	3	0	0	1	7	10	1-1	2	.375	.542
1985	— San Francisco	.185	78	162	22	30	5	1	8	20	0	2	0	23	71	0-1	2	.283	.377
1986	— Milwaukee	.232	134	466	75	108	17	3	33	86	2	3	3	72	179	5-2	8	.336	.494
1987	— Milwaukee	.238	134	474	71	113	15	2	28	80	0	1	5	86	186	12-4	8	.360	.456
1988	— Milwaukee	.252	135	492	71	124	24	0	23	85	0	5	7	51	153	9-5	3	.328	.441
1989	— Milwaukee	.210	130	466	72	98	18	2	26	65	0	2	4	60	158	4-8	8	.305	.425
1990	— Milwaukee	.209	134	440	57	92	15	1	27	69	0	3	4	64	147	2-3	10	.313	.432
1991	— Detroit	.179	134	448	64	80	14	2	25	64	0	2	0	89	175	1-3	7	.314	.386
1992	— Detroit	.247	110	393	66	97	20	1	32	64	0	1	3	51	131	4-2	4	.337	.547
1993	— Detroit	.217	90	323	48	70	11	0	14	39	0	3	3	38	120	3-2	5	.302	.381
	— Boston	.196	38	143	18	28	6	1	7	16	0	0	2	20	49	2-0	3	.303	.399
1994	—																		
PLAYED FOR HANSHIN IN JAPAN																			
1995	— Las Vegas-AAA	.291	64	223	38	65	18	3	14	45	0	1	0	31	57	2-2	4	.376	.587
	— Vancouver-AAA	.287	25	80	16	23	5	1	4	20	0	2	0	16	32	0-0	2	.398	.525
1996	— Las Vegas-AAA	.224	84	259	43	58	14	2	20	47	0	1	1	56	118	5-1	6	.363	.525
	— San Diego	.180	25	50	9	9	3	0	4	9	0	0	0	14	30	0-0	0	.359	.480
MAJOR LEAGUE TOTALS		.220	1155	3881	578	853	148	13	230	600	2	22	32	575	1409	43-31	40	.324	.442

64 Franklin Font – Staff Assistant



FULL NAME: Franklin Jose Font (Muriá)
OPENING DAY AGE: 35
BORN: 11/4/77 in Maracaibo, Venezuela
RESIDES: Caracas, Venezuela
FAMILY: Married – Maria ... Children – Veronica and Benjamin
POSITION AS A PLAYER: Infielder
NAMED TO CUBS COACHING STAFF: December 16, 2011



Font: Facts and Information

Franklin returns for his 19th season in the Cubs organization and his second at the major league level, serving as staff assistant ... spent the previous seasons as the Cubs minor league infield coordinator.

- Ⓢ Served the Cubs as a minor league manager, hitting coach and coordinator during the last 10 seasons starting in 2002.
- Ⓢ Played six minor league seasons (1995-2000) in the Cubs system, reaching the Double-A level.
- Ⓢ Attended Miguel Antonio Caro School in Caracas, Venezuela.

Font: Managerial and Coaching Career

Franklin begins his second season as a major league staff assistant after coaching or managing in the Cubs minor league system since 2002.

- Ⓢ Spent three seasons (2009-11) as the Cubs minor league infield coordinator.
- Ⓢ Managed the Rookie-League Mesa Cubs to a 31-24 record in 2008.
- Ⓢ Was Single-A Boise's hitting coach in 2007 after serving at the helm of the Cubs Rookie-League Dominican Summer club in 2005-06.
- Ⓢ Was a member of Mesa's coaching staff for the 2003-04 campaigns.
- Ⓢ Managed the 2002 Cubs Rookie-League Venezuelan Summer club to a 28-29 record ... assisted the Cubs Single-A Daytona affiliate in 2001.

MANAGERIAL RECORD					
YEAR	TEAM	LEAGUE	W-L	PCT	STANDING
2002 –	Cubs-R	Venezuelan	28-29	.491	
2005 –	Cubs-R	Dominican	27-40	.403	5th
2006 –	Cubs-R	Dominican	25-46	.352	10th
2008 –	Mesa-R	Arizona	31-24	.564	5th
MINOR LEAGUE TOTALS			111-139	.444	
COACHING CAREER					
2003-04 – Cubs minor league hitting coach					
2007 – Cubs minor league hitting coach					
2012 – Cubs major league staff assistant					

Font: Playing Career

Franklin played six minor league seasons (1995-2000) in the Cubs system, reaching the Double-A level ... all told, batted .290 (543-for-1,871) with 46 doubles, 22 triples, three homers, 171 RBI and 110 stolen bases in 527 career minor league games.

- Ⓢ Earned Gulf Coast Rookie-League all-star honors in 1996 after batting .301 with a league-high 72 hits and 31 stolen bases.
- Ⓢ Signed as a non-drafted free agent by the Cubs, March 21, 1995.

Font: Career Statistics

YEAR	TEAM	AVG	G	AB	R	H	2B	3B	HR	RBI	SH	SF	HP	BB	SO	SB-CS	E	OBP	SLG
1995 –	Dominican-R	.312	64	237	50	74	8	4	0	30	2	1	2	43	25	8-7	18	-	-
1996 –	Ft. Myers-R	.301	59	239	43	*72	5	4	0	18	2	2	4	17	36	31-9	21	.355	.356
1997 –	Orlando-AA	.300	10	20	3	6	0	0	0	2	0	0	0	2	1	0-1	0	.364	.300
	Williamsport-A	.311	33	135	13	42	6	2	0	12	1	2	2	7	20	10-4	10	.349	.385
	Daytona-A	.220	19	59	8	13	2	1	0	2	1	0	0	4	13	2-1	4	.270	.288
1998 –	Rockford-A	.270	66	237	34	64	5	2	0	15	4	1	5	20	39	25-6	14	.338	.308
	Daytona-A	.294	60	204	26	60	2	1	0	16	2	0	1	18	35	7-6	14	.354	.314
1999 –	Daytona-A	.295	87	315	48	93	7	4	2	33	8	3	2	21	38	14-6	23	.340	.362
	West Tenn-AA	.344	25	96	14	33	2	1	1	17	1	1	1	8	14	4-4	4	.396	.417
2000 –	West Tenn-AA	.261	104	329	39	86	9	3	0	26	4	1	5	26	44	9-4	15	.324	.307
MINOR LEAGUE TOTALS		.290	527	1871	278	543	46	22	3	171	25	11	22	166	265	110-48	123	.342	.338

*Led League

MEDICAL/ATHLETIC TRAINING STAFF

Stephen Adams, M.D. — Team Physician

Dr. Adams begins his 14th year as the Cubs' head team physician ... his affiliation with the club began in 1996, and he is in his 18th year with the organization.

- Ⓒ Is a professor of medicine and emergency medicine at Northwestern University Feinberg School of Medicine and is Chief of the Division of Sports Medicine in the Department of Medicine ... is on the attending staff at Northwestern Memorial Hospital (NMH) and is the Medical Director of Emergency Management/Disaster Services at NMH.
- Ⓒ Is the past President of MLB's Team Physicians Association.
- Ⓒ Serves as the chairman of MLB's Medical Advisory Committee.
- Ⓒ Received a bachelor's degree in mathematics from the University of Dayton and was awarded his doctorate in medicine from The Ohio State University College of Medicine.
- Ⓒ Completed his postgraduate medical education at Northwestern University Medical School, where he did a combined residency in internal medicine and emergency medicine.
- Ⓒ Is Board Certified in Sports Medicine, Internal Medicine and Emergency Medicine.



Stephen Gryzlo, M.D. — Team Orthopaedist

Dr. Gryzlo begins his 10th season as the team's orthopaedist ... is an associate professor of clinical orthopaedic surgery at Northwestern University.

- Ⓒ Is a 1985 graduate of the Loyola University Stritch School of Medicine ... was a surgical intern and an orthopaedic resident at Northwestern University.
- Ⓒ Completed a sports medicine fellowship at the Kerlan-Jobe Orthopaedic Clinic in Inglewood, Calif.
- Ⓒ The Chicago native is a graduate of St. Patrick's High School on the northwest side ... graduated from Loyola University in 1981 with a bachelor's degree in biology.
- Ⓒ Dr. Gryzlo and his wife, Estella Alonso, have three children: Grace, Andrew and Daniel.



Michael Schafer, M.D. — Orthopaedic Consultant

Dr. Schafer is in his 34th season with the Cubs ... is a professor of Orthopaedic surgery at Northwestern University Medical School ... is the past chairman of the Department of Orthopaedic Surgery.


- Ⓒ During the 2000 Winter Meetings in Dallas, he was honored by the Professional Baseball Athletic Trainers Society (PBATS) with a 20-year physician's award for his contributions to baseball medicine.
- Ⓒ Graduated from the University of Iowa Medical School in 1967.
- Ⓒ Michael and his wife, Eileen, have five children: Steven, Brian, Kathy, David and Daniel ... they also have 17 grandchildren.



Mark O'Neal — Director, Medical Administration

Mark begins his first year as the organization's director of medical administration following eight seasons as the Cubs head athletic trainer, including the last five as the team's director of athletic training ... prior to joining Chicago in 2004, had spent the previous 15 seasons in the St. Louis Cardinals' organization.

- © Was selected to be an Athletic Trainer for the 2009 National League squad at the All-Star Game in St. Louis.
- © Joined the Cardinals major league staff in 1998 as the medical and rehabilitation coordinator and was promoted to assistant athletic trainer in 2003 ... oversaw the rehabilitation of all injured players with the big league club.
 - ♦ En route to the majors, he made stops in the Cardinals' farm system at Single-A Savannah, Double-A Arkansas and Triple-A Louisville.
 - ♦ Also worked as the Athletic Trainer at the University of Arkansas-Little Rock and in the Arizona Fall League.
- © Is a Certified Member of NATA, a licensed athletic trainer in the states of Illinois, Arizona and Missouri, a member of the Missouri Board of Healing Arts and a member of the NSCA.
- © Joined Assistant Athletic Trainer Ed Halbur in being named the 2008 Major League Athletic Training Staff of the Year at the annual Baseball Winter Meetings in Las Vegas, Nev.
- © Has been the Secretary on the Professional Baseball Athletic Trainer's Society's Executive Board since 2008.
- © Serves on Commissioner Selig's Major League Baseball's Medical Advisory Committee.
- © Has been the Secretary on the Professional Baseball Athletic Trainer's Society's Executive Board since 2008.
- © Was a keynote speaker on the Kinetic Chain Assessment at the 2003 NATA National Convention and a speaker at the Annual Medical and Legal Controversies in Sports Conference at Northwestern University.
- © He lectures several times a year on the trends of adolescent injuries in baseball to youth baseball administrators and coaches ... attends various continuing education venues during the offseason.
- © A graduate of the University of Arkansas, he worked for the football and basketball teams while an undergraduate and graduate assistant.
- © Earned his private pilot's license in 2010 ... enjoys flying with his sons and piloting donor flights.
- © Mark and his wife, Stefanie, reside in Chicago, Ill., during the offseason with their three children (Conner, Cade and Kyle).



Coaches / Staff

PJ Mainville — Major League Athletic Trainer

PJ begins his first season with the Cubs as the organization's major league athletic trainer... the 2013 season marks his 18th year as an athletic coordinator or trainer in professional baseball.

- © Prior to joining the Cubs, he was the Arizona Diamondbacks major league assistant athletic trainer in 2011-12.
- © Was Arizona's minor league medical coordinator for four seasons from 2007-10.
- © From 1998-2006, was the head trainer in Baltimore's minor league system including Triple-A Ottawa (2004-06), Double-A Bowie (2001-03), Single-A Frederick (2000), Single-A Delmarva (1999) and Rookie-League Bluefield (1998).
- © His career in professional baseball began as an undergraduate intern with the Baltimore Orioles in 1996 and 1997 while attending East Carolina University.
- © A certified member of the NATA, he later earned his Masters of Science degree in Performance Enhancement from California University of Pennsylvania in 2005.
- © A native of Warrenton, Va., he resides in the Chicago suburbs with his wife, Michele, and children Kylie, Caden, and Carter.



Ed Halbur — Assistant Athletic Trainer

Ed is in his ninth season as assistant athletic trainer after joining the Cubs organization in 2003 as athletic trainer for the club's Triple-A affiliate (Iowa).

- © Before joining the Cubs, he spent the 1999-2002 seasons as an athletic trainer in the Detroit Tigers organization.
 - ♦ Worked for both Single-A Oneonta and Double-A Erie.
 - ♦ In 2001, he served as the athletic trainer for the Escobido Leones in the Dominican Winter League.
- © Joined the Director of Athletic Training, Mark O'Neal, in being named the 2008 Major League Athletic Training Staff of the Year at the annual Baseball Winter Meetings in Las Vegas, Nev.
- © Graduated from the University of Nevada-Las Vegas with a bachelor of science degree in athletic training.
- © Earned a master's degree from the University of Nebraska Omaha in physical education and coaching.
- © Served as a graduate assistant at Creighton University and as an athletic trainer for football, baseball and soccer while in college ... served as a host athletic trainer for the College World Series.
- © Is a certified/licensed member of the National Athletic Trainers' Association (NATA) and is a member of the Professional Baseball Athletic Trainers Society (PBATS).
- © Was born in Denison, Iowa.
- © Ed and his wife Sara, reside in Des Moines, Iowa, with their two children: daughter, Addison, and son, Gabriel.



CUBS ATHLETIC TRAINING STAFF REGISTER

Cubs Head Athletic Trainers (Since 1922): Andy Lotshaw (1922-1952) ... Al Sheuneman (1953-1972) ... Gary Nicholson (1973-1976) ... Tony Garafolo (1977-1986) ... John Fierro (1987-1996) ... David Tumbas (1997-2003) ... Dave Groeschner (2004) ... Mark O'Neal (2005-12) ... P.J. Mainville (2013)

Cubs Assistant Athletic Trainers (Since 1972): Gary Nicholson (1972) ... Dave Cilladi (1986-1992) ... Brett Fischer (1993-1994) ... Brian McCann (1995-1997) ... Steve Melendez (1998-2000) ... Sandy Krum (2001-2004) ... Ed Halbur (2005-present) ... Matt Johnson (2012-present)

Matt Johnson – Assistant Athletic Trainer

Matt begins his 12th season with the Cubs organization, and his second on the major league staff as an assistant athletic trainer ... he spent the previous 10 seasons as an athletic trainer in the Cubs minor league system.

- Ⓒ Was the athletic trainer at Triple-A Iowa from 2008-11, following stops at Rookie-League Mesa, Single-A Boise, Single-A Peoria, Double-A West Tenn and Double-A Tennessee.
 - Served as the athletic trainer for the Aguilas de Cibaenas in the Dominican Winter League in 2008.
- Ⓒ Is a Certified Athletic Trainer (NATA), a Certified Strength and Conditioning Specialist (NSCA) and a Corrective Exercise Specialist (NASM).
- Ⓒ Graduated from Ohio University with a bachelor of science degree in athletic training ... earned a master's degree from Boston University in applied anatomy and physiology.
- Ⓒ Born and raised in La Grange Park, Ill., Matt and his wife, Rachel, reside in Stow, Ohio.



Ryan Mertz – Physical Therapist

Ryan, in his fourth season involved in Major League Baseball, begins his second with the Cubs as a physical therapist.

- Ⓒ Before joining the Cubs, he spent the 2010-11 seasons as team physical therapist for the Chicago White Sox major league club.
- Ⓒ Graduated from the University of Michigan with a bachelor of science in Movement Science.
- Ⓒ Earned his doctorate of physical therapy from Northwestern University.
- Ⓒ Is a certified strength and condition specialist (NSCA).
- Ⓒ Is a certified/licensed member of the American Physical Therapy Association (APTA) and the National Strength and Conditioning Association (NSCA).
- Ⓒ Originally from West Bloomfield, Mich., Ryan resides in Chicago.



Tim Buss – Strength/Conditioning Coordinator

Tim joined the Cubs in 2001 as strength and conditioning coordinator ... this is his second stint in the organization.

- Ⓒ Worked in the Cubs minor league system in 1998-99 during both the spring and Instructional League camps ... also served as strength and conditioning coach at Triple-A Iowa during both campaigns.
- Ⓒ Spent the 2000 season working in the Los Angeles Dodgers organization as strength and conditioning coach at Single-A San Bernardino and with the Dodgers' Instructional League club.
- Ⓒ Received an associate's degree from Ellsworth Community College in Iowa Falls, Iowa, and a bachelor's degree in physical education from Iowa Wesleyan College.
- Ⓒ Is a member of the National Strength and Conditioning Association and the International Fitness Professionals Association.
- Ⓒ Was born in Dodgeville, Wis., and resides in Chandler, Ariz., with his wife, Loren, and sons, Jackson and Sawyer.



CUBS OWNERSHIP HISTORY

On August 21, 2009, the Ricketts family signed a definitive agreement with Tribune Company to acquire a 95 percent interest in the Chicago Cubs National League Baseball Club, Wrigley Field and Tribune Company's approximately 25 percent interest in Comcast SportsNet (CSN) in a transaction valued at \$845 million. The Ricketts family has management control of the joint venture as its 95 percent owner. Tribune retains a five-percent ownership interest.

On October 6, 2009, Major League Baseball owners unanimously approved the transaction by a vote of 29-0.

When the transaction closed October 27, 2009, the Ricketts family became only the eighth owner of the Chicago Cubs since the franchise's inception 133 years prior in 1876 when William A. Hulbert began as the club's first owner. Prior to the Ricketts family, the Cubs had only two owners in the last 90 years, including 62 years of family ownership starting in 1919 when William Wrigley, Jr. purchased the franchise. In 1932, Philip K. Wrigley took control upon his father's death. In 1977, William Wrigley took over the club following the passing of his father, Philip, before selling to the Tribune Company four years later in 1981.

Below is a complete list of Chicago Cubs owners prior to the Ricketts family:

Year.....Owner

- 1876William A. Hulbert ... owned the Chicago White Stockings and became one of eight charter members of the National League
- 1882Albert Spalding and John Walsh ... Spalding – the former player, sporting goods tycoon and team president – and Walsh took over after the death of William A. Hulbert
- 1905Charles Murphy ... Murphy's \$125,000 purchase price was financed by Cincinnati Times-Star owner Charles Taft
- 1914Charles Taft ... Taft bought the Cubs from Charles Murphy
- 1916 Charles Weeghman ... a team owner in the defunct Federal League, Weeghman and nine others purchased the Cubs from Taft and moved the club to Weeghman Park at the corner of Clark and Addison
- 1919Wrigley family ... William Wrigley Jr. purchased control of the team from Weeghman and renamed Weeghman Park to Cubs Park. In 1926, the ballpark's name was changed to Wrigley Field. Philip K. Wrigley took over in 1932 and William Wrigley took control in 1977.
- 1981The Tribune Company ... the Tribune's purchase of the Cubs and the Friendly Confines from the Wrigley family ended the longest continuous operation of a franchise by the same family in one city.

TRAVELING SECRETARY/ CLUBHOUSE STAFF

Vijay Tekchandani — Traveling Secretary

Vijay begins his eighth year with the Cubs, and his first as the club's traveling secretary following his time in the community affairs department ... his primary responsibilities include organizing all aspects of the team's travel throughout the year.

- © Prior to his promotion, was most recently the coordinator of community affairs and special projects.
- © Joined the Cubs in December of 2005 as the Community Affairs intern.
- © Graduated from the University of Illinois at Chicago in 2005 with a degree in Marketing and Management.
- © Born and raised in the suburbs of Chicago, and graduated from Bartlett (Ill.) High School in 2001.



Coaches / Staff

Tom "Otis" Hellmann — Home Clubhouse Manager

Tom begins his 31st season with the Cubs, and his 14th as the team's home clubhouse manager ... prior to his work on the home side of the park, he spent 17 years as the visiting clubhouse manager.

- © Tom was selected to accompany the Major League Baseball All-Star squad that traveled to Japan following the 2004 season.
- © Before arriving in Chicago in 1983, he worked for the Cincinnati Reds as the assistant clubhouse manager for nine seasons.
- © Tom and his wife, Mary, have three children: Lena, Hanna and Theo.



Michael Burkhart — Visiting Clubhouse Manager

Michael returns for his 10th season as the Cubs visiting clubhouse manager in 2013.

- © Prior to his time at Wrigley Field, he spent the previous 18 seasons as the organization's minor league equipment manager, including an eight-year stint in Mesa, Ariz.
- © Michael is married to Felecia.



Gary Stark — Home Clubhouse Assistant

Gary begins his 14th season as Tom Hellmann's assistant in the Cubs clubhouse.

- © The 1980 graduate of West Leyden High School in North Lake, Ill., began working for the Cubs in 1977 as a batboy in the visiting clubhouse ... he worked in the visiting clubhouse until 1999, before moving to the home side.
- © Gary and his wife, Terri, have two children — Steven and Veronica — and three grandsons: Drew, Carson Parker and Camden.



70 Javier Baez – INF



BATS: Right **THROWS:** Right **HEIGHT:** 6-0 **WEIGHT:** 190 **MLS:** 0
FULL NAME: Ednel Javier Baez
OPENING DAY AGE: 20
BORN: 12/1/92 in Bayamon, Puerto Rico
RESIDES: Jacksonville, FL
FAMILY: Single
CONTRACT STATUS: Signed through 2013
SIGNED BY: Tom Clark
HOW ACQUIRED: Selected by Cubs in first round (ninth overall) of 2011 draft



Non-Roster Invitee

Baez: Facts and Information

Javier, Chicago's first selection (ninth overall) in the 2011 draft, enters his third pro season and is a non-roster invitee to Spring Training for the first time ... has batted .293 (91-for-311) with 15 doubles, six triples, 16 homers and 47 RBI in 85 minor league games.

- © The shortstop swiped 26 bases in his first two minor league seasons, having been caught just five times.
- © Named the Cubs top prospect heading into the 2013 season by **Baseball America** ... was ranked as the organization's second-best prospect heading into 2012 by the publication.
- © Participated in the Cubs inaugural Rookie Development Program in Chicago in January of 2013.
- © Graduated from Arlington Country Day School in Jacksonville, Fla., in 2011.

Baez: 2012 Season

Spent the majority of the season with Single-A Peoria, hitting .333 (71-for-213) with 41 runs scored, 10 doubles, five triples, 12 home runs and 33 RBI before a promotion to Single-A Daytona, August 4.

- © Stole 20 bases with the Chiefs, and was caught just three times.
- © Recorded a .383 on-base percentage with Peoria.
- © Named the Cubs Minor League Player of the Month for July after hitting .368 (39-for-106) with seven home runs and 20 RBI in 28 games.
- © His 39 hits in July were the most in a month by a Peoria player since Justin Bour had 40 hits in August 2010.
- © Had a 16-game hitting streak, July 4-21, during which he hit .438 (28-for-64) with four doubles, three triples, six homers and 13 RBI.
- © Named Midwest League Player of the Week for July 9-15 after hitting .478 (11-for-23) in that stretch.
- © Played 23 games for Daytona, hitting .188 (15-for-80) with four homers and 13 RBI.
- © Hit .211 (12-for-57) with four homers and 16 RBI in 14 games for the Mesa Solar Sox in the Arizona Fall League ... his Fall League campaign was cut short due to an injured left thumb.
 - ♦ Was leading the league in RBI and was tied for the lead in home runs at the time of his injury.

Baez: Career Review

2011: Played five games between Rookie League Mesa and Single-A Boise after he was selected by Chicago with the ninth overall pick in the draft ... combined to bat .278 (5-for-18) with two doubles and a RBI.

Baez: Career Statistics and Transactions

YEAR	TEAM	AVG	G	AB	R	H	2B	3B	HR	RBI	SH	SF	HP	BB	SO	SB-CS	E	OBP	SLG
2011	Mesa-R	.333	3	12	2	4	2	0	0	0	0	0	0	0	2	2-0	5	.333	.500
	Boise-A	.167	2	6	0	1	0	0	0	1	0	0	0	0	2	0-0	1	.167	.167
2012	Peoria-A	.333	57	213	41	71	10	5	12	33	0	3	10	9	48	20-3	15	.383	.596
	Daytona-A	.188	23	80	9	15	3	1	4	13	0	0	1	5	21	4-2	2	.244	.400
MINOR LEAGUE TOTALS		.293	85	311	52	91	15	6	16	47	0	3	11	14	73	26-5	23	.342	.534

JAVIER BAEZ'S CAREER TRANSACTIONS

2011 – Selected by Cubs in the first round (ninth overall) of draft (scout: Tom Clark)

32 Scott Baker – RHP



BATS: Right **THROWS:** Right **HEIGHT:** 6-4 **WEIGHT:** 216 **MLS:** 6+128
FULL NAME: Timothy Scott Baker
OPENING DAY AGE: 31, turns 32 on September 19
BORN: 9/19/81 in Shreveport, LA
RESIDES: Shreveport, LA
FAMILY: Married – Leann ... Children – Eli, Easton and Annalee
CONTRACT STATUS: Signed through 2013
SIGNED BY: Gregg Miller (Minnesota)
HOW ACQUIRED: Signed a one-year major league contract with Cubs 11/13/12



Baker: Facts and Information

Scott joins the Cubs after pitching in all or part of seven seasons with the Minnesota Twins (2005-11), the club that originally selected him the second round of the 2003 draft.

- © Is 63-48 with a 4.15 ERA (442 ER/958.0 IP) in 163 major league appearances, all but four as a starter ... reached 28 or more starts in three-straight campaigns (2008-10).
- © Has struck out 770 batters while walking only 224 in 958.0 innings, an average of 2.1 walks per nine innings.
- © Departed the Twins ranked among the club's all time leaders in several categories, including winning percentage (.568, fourth, minimum 100 decisions), starts (11th with 159), wins (11th with 63) and strikeouts (11th with 770).
- © Selected by Pittsburgh in the 35th round of the 2000 Draft, however, he elected to attend Oklahoma State University.
- © At Oklahoma State University, he was named the Louisville Slugger Freshman All-American in 2001 and Second Team All-Big in 2003.
- © Named to the Cape Cod All-Star team in 2002.
- © Honored by the Independence Bowl in 2007, earning the Carl Mikovich Sportsman of the Year Award.
- © Is a 2000 graduate of Captain Shreve High School in Louisiana ... was selected to the All-State team that year.

Baker: 2012 Season

Missed the entire campaign due to Tommy John ligament replacement surgery on April 17 ... on October 29, the Twins declined his major league option for 2013, making him a free agent.

Baker: Career Review

2011: Went 8-6 with a 3.14 ERA (47 ER/134.2 IP) in 23 appearances (21 starts) with the Twins ... was placed on the disabled list twice, and his 21 starts were his fewest since a 16-start season in 2006.

- © Struck out 123 while walking just 32 in 134.2 innings ... did not issue a walk in five of his 21 starts.
- © His 3.14 ERA was the lowest of his career ... posted a 3.35 ERA his rookie season (2005).
- © First placed on the disabled list with a right elbow strain, July 17 (retroactive to July 7), and as late as July 28, his 2.86 ERA ranked eighth in the American League.
- © Attempted a return but was limited to only four appearances (two starts) in August and September ... was on the disabled list, August 9-September 20.
- © Went 3-0 while not allowing an earned run in 17.1 innings, June 29-July 23.
- © Recorded his 700th career strikeout by fanning Arizona's Kelly Johnson in the third inning, May 21.
- © Held right-handed hitters to a .215 (41-for-191) batting average.
- © Limited the opposition to a .196 (18-for-92) average with runners in scoring position.
- © Posted a 3.01 ERA pre-All-Star break, the lowest for a Twins pitcher Johan Santana's 2.75 ERA in the first half of 2007.
- © Considered for the A.L. Gold Glove Award, December 20 ... received two votes while finishing seventh.

2010: Baker was named the Twins Opening Day starter for the first time in his career, and finished the campaign going 12-9 with a 4.49 ERA (85 ER/170.1 IP) in 29 starts.

- © Punched out 148 while issuing only 43 free passes in 170.1 innings ... allowed a career-low three stolen bases.
- © Recorded a career-high 12 strikeouts in 7.0 innings vs. Colorado, June 16.
- © Did not walk a batter in four straight starts, June 22-July 8, a span of 23.1 innings.
- © Recorded his 50th career win, July 2 vs. Tampa Bay, becoming the 16th pitcher in club history to record at least 50 wins in a Twins uniform.
- © Earned his 10th win of the season, August 10 vs. White Sox, his third consecutive season with double-digit victories.
- © Went 3-0 with a 2.78 ERA (10 ER/32.1 IP) while fanning 23 in five August starts.
- © Left September 2's start vs. Detroit after two innings due to right elbow pain ... missed 16 games while avoiding the disabled list.
- © Held opponents to a .239 (17-for-71) batting average with runners in scoring position and two outs.

Baker: Career Review (Continued)

2009: Scott won a career-best 15 games despite starting the season on the disabled list with right shoulder stiffness ... he went 15-9 with a 4.37 ERA (97 ER/200.0 IP) in 33 starts.

- Ⓢ Also set career-highs in starts (33), innings pitched (200.0), strikeouts (162) and home runs allowed (28).
- Ⓢ Was on the 15-Day D.L., April 2-15, with right shoulder stiffness ... made a rehab start for Single-A Fort Myers.
- Ⓢ Lost his first four starts of the campaign, April 15-May 3.
- Ⓢ Went 7-0 with a 3.04 ERA (24 ER/71.0 IP) in 11 starts, July 12-September 5.
- Ⓢ Held left-handed hitters to a .217 (81-for-373) batting average during the campaign.
- Ⓢ Started the American League Central Division tiebreaker game vs. Detroit on October 6, allowing three runs in 6.0 innings in a 6-5 Twins victory (12 innings).

2008: Went 11-4 with a 3.45 ERA (66 ER/172.1 IP) in 28 starts while fanning 141 and walking 42 ... marked the first double-digit victory season of his career.

- Ⓢ Walked just five batters in his first five starts of the season (33.0 IP).
- Ⓢ Landed on the 15-Day D.L., May 4, with a right groin strain ... was reinstated, June 5, following a rehab start with Single-A Fort Myers.
- Ⓢ Recorded six-straight quality starts, June 10-July 7 ... posted a 3-2 record with a 2.61 ERA (11 ER/38.0 IP) during the stretch.
- Ⓢ Tossed 6.0 or more innings in 20 of his 28 starts.
- Ⓢ Limited right-handed hitters to a .230 (74-for-322) batting average ... lefties were 87-for-331 (.263) against him.

2007: Scott began the season at Triple-A Rochester, going 3-2 with a 3.16 ERA (15 ER/42.2 IP) in seven games (six starts) before his call-up, May 19.

- Ⓢ Finished the season 9-9 with a 4.26 ERA (68 ER/143.2 IP) in 24 games (23 starts) with the big league club ... struck out 102 while walking just 29 in 143.2 innings.
- Ⓢ Picked up the win in his first start of the season, May 19 at Milwaukee ... tossed 8.1 innings after being called up earlier in the day.
- Ⓢ Carried a perfect game into the ninth inning before allowing a walk then a one-out single to Mike Sweeney, August 7 vs. Kansas City.
- Ⓢ Recorded his first professional save with Rochester with 3.0 innings of relief, April 10 vs. Norfolk.

2006: Had three stints with the Twins (April 8-June 1, July 13-August 1 and September 1-end of season), Scott went 5-8 with a 6.37 ERA (59 ER/83.1 IP) with 62 strikeouts in 16 starts.

- Ⓢ Did not walk more than one hitter in 12 of his 16 starts at the big league level, including five no-walk outings.
- Ⓢ Started 12 games for Triple-A Rochester, going 5-4 with a 2.67 ERA (25 ER/84.1 IP) with 68 strikeouts and 25 walks.
- Ⓢ Tossed 6.0 or more innings in seven-consecutive starts from June 5-July 5 while at Rochester.

2005: Made his major league debut with the Twins, and enjoyed four stints with the club ... went 3-3 with a 3.35 ERA (20 ER/53.2 IP) in 10 games (nine starts) for Minnesota.

- Ⓢ Was with the big league club May 3-11, July 3-10, July 23 and August 29-end of season.
- Ⓢ Made his major league debut with a scoreless inning of relief, May 7 at Tampa Bay.
- Ⓢ Made his first career start, July 5 at the Angels ... allowed two runs in 5.0 innings and was tagged with the loss.
- Ⓢ Recorded his first career major league victory in Detroit, July 23 ... surrendered two runs in 7.0 innings.
- Ⓢ Boasted a 5-8 record with a 3.01 ERA (45 ER/134.2 IP) in 22 starts with Triple-A Rochester.
- Ⓢ Earned praise by winning the Twins' Minor League Pitcher of the Week (April 23-29) and the International League Player of the Week (July 11-17).
- Ⓢ Ranked as the 12th best prospect in the International League by *Baseball America*.

2004: Combined to go 10-8 with a 3.24 ERA (61 ER/169.2 IP) in 26 starts with Single-A Fort Myers, Double-A New Britain and Triple-A Rochester ... Won Jim Rantz Award as Twins' Minor League Pitcher of the Year.

2003: In his first professional baseball season with the Twins organization, Scott went 3-1 with a 2.49 ERA (14 ER/50.2 IP) in 11 starts for Single-A Quad City ...

Baker: Career Statistics and Transactions

YEAR	TEAM	W-L	ERA	G	GS	CG	SHO	SV	IP	H	R	ER	HR	HB	BB	SO	WP	BK
2003	— Quad City-A	3-1	2.49	11	11	0	0	0	50.2	45	16	14	4	2	8	47	4	0
2004	— Fort Myers-A	4-2	2.40	7	7	0	0	0	45.0	40	13	12	1	0	6	37	1	0
	— New Britain-AA	5-3	2.43	10	10	2	2	0	70.1	44	23	19	2	6	13	72	0	0
	— Rochester-AAA	1-3	4.97	9	9	0	0	0	54.1	65	31	30	3	4	15	36	0	0
2005	— Rochester-AAA	5-8	3.01	22	22	1	1	0	134.2	123	50	45	15	7	26	107	4	0
	— Minnesota	3-3	3.35	10	9	0	0	0	53.2	48	21	20	5	0	14	32	0	0
2006	— Rochester-AAA	5-8	2.67	12	12	1	0	0	84.1	77	26	25	4	4	25	68	5	1
	— Minnesota	5-4	6.37	16	16	0	0	0	83.1	114	63	59	17	3	16	62	0	0
2007	— Rochester-AAA	3-2	3.16	7	6	0	0	1	42.2	34	16	15	3	1	4	41	1	0
	— Minnesota	9-9	4.26	24	23	2	1	0	143.2	162	70	68	15	5	29	102	0	0
2008	— Minnesota	1-0	3.45	28	28	0	0	0	172.1	161	66	66	20	3	42	141	6	0
	— Fort Myers-A#	11-4	5.40	1	1	0	0	0	5.0	7	3	3	0	0	0	4	1	0
2009	— Fort Myers-A#	1-0	1.29	1	1	0	0	0	7.0	5	1	1	0	0	1	3	0	0
	— Minnesota	15-9	4.37	33	33	1	1	0	200.0	190	99	97	28	4	48	162	4	0
2010	— Minnesota	12-9	4.49	29	29	0	0	0	170.1	186	87	85	23	6	43	148	7	0
2011	— Minnesota	8-6	3.14	23	21	1	0	0	134.2	126	50	47	15	4	32	123	4	0
2012	—	INJURED — DID NOT PITCH																
MAJOR LEAGUE TOTALS		63-48	4.15	163	159	4	2	0	958.0	987	456	442	123	25	224	770	21	0
MINOR LEAGUE TOTALS		28-23	2.99	80	79	4	3	1	494.0	440	179	164	32	24	98	415	16	1

#Injury Rehabilitation Assignment

LAST MAJOR LEAGUE COMPLETE GAME: 6/11/11 vs. Texas (W, 8-1) ... **LAST MAJOR LEAGUE SHUTOUT:** 8/14/09 vs. Cleveland (W, 11-0)

YEAR	AVG	AB	R	H	2B	3B	HR	RBI	SH	SF	HP	BB	SO	SB	CS	PCT	G	PO	A	E	TC	DP
M.L. TOTALS	.120	25	1	3	1	0	0	0	4	0	0	0	9	0	0	.971	163	67	66	4	137	5

LAST HIT: 6/24/11 @ Milwaukee (single off Randy Wolf) ... number of at-bats since then — 2

DIVISION SERIES STATISTICS

YEAR	TEAM/OPP	W-L	ERA	G	GS	CG	SHO	SV	IP	H	R	ER	HR	HB	BB	SO	WP	BK
2009	— MIN vs. NYY	ON ROSTER — DID NOT PITCH																
2010	— MIN vs. NYY	0-0	3.86	1	0	0	0	0	2.1	3	1	1	1	0	0	2	0	0

SCOTT BAKER'S CAREER TRANSACTIONS

2003 — Selected by Minnesota in second round of draft (scout: Gregg Miller)
 2008 — On disabled list 5/4-6/5 ... right groin strain ... included injury rehab assignment to Fort Myers (5/31-6/5)
 2009 — On disabled list 3/28-4/15 ... right shoulder stiffness ... included injury rehab assignment to Fort Myers (4/10-4/15)
 2011 — On disabled list 7/7-23 ... right elbow strain
 2011 — On disabled List 8/9-9/20 ... right elbow strain
 2012 — On disabled list 3/27-10/24 ... Tommy John surgery on right elbow
 2012 — Elected free agency 10/29
 2012 — Signed a one-year major league contract with Cubs 11/13

SCOTT BAKER'S CAREER HIGHS AND LOWS

LOW-HIT COMPLETE GAME: One-Hitter — 8/31/07 vs. Kansas City
MOST STRIKEOUTS: 12 — 6/16/10 vs. Colorado ... also has two 10-strikeout games
MOST HITS ALLOWED: 14 — 8/21/07 vs. Seattle
MOST WALKS ALLOWED: 5 — 5/11/11 vs. Detroit
MOST RUNS ALLOWED: 8 — 8/1/06 vs. Texas
MOST HOME RUNS ALLOWED: 4 — 4/15/09 vs. Toronto
LONGEST WINNING STREAK: 7 — 7/12/09-9/5/09
LONGEST LOSING STREAK: 4 games — 4/15-5/3/09
MOST CONSECUTIVE SCORELESS INNINGS: 15.0 — 4/16-4/29/11

GAME DEFINITIONS

Night Game: Any game scheduled to start after 5 p.m. is considered a night game. If a game is scheduled to start at 5 p.m. and is delayed by rain or for any other reason, it is considered a day game. If a game is scheduled to start at 5:01 p.m., it is considered a night game.

Two-Night Doubleheaders: Any two-night doubleheader scheduled to start after 4 p.m. is considered two night games. If a two-night doubleheader begins before 4 p.m., both contests are considered day games.

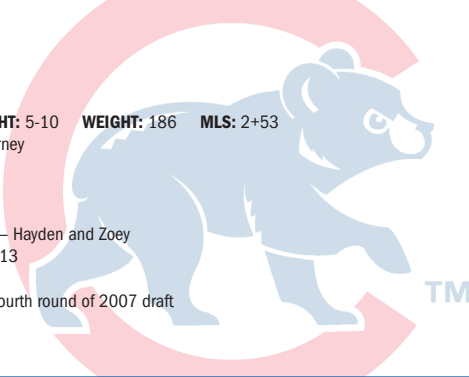
Tie Game: A regulation game that is called by the umpire-in-chief when both teams have the same number of runs is a tie game. Player performances are official and are entered in the records, but the game does not count in the league standings and may be rescheduled at a later date.

Suspended Game: A game becomes a suspended game if it has progressed far enough (4 1/2 or 5 innings) to be an official game and is stopped because of (1) a curfew imposed by law, or (2) a pre-arranged time limit, or (3) darkness when a local law prohibits turning on the lights or when lights are not available.

15 Darwin Barney – INF



BATS: Right **THROWS:** Right **HEIGHT:** 5-10 **WEIGHT:** 186 **MLS:** 2+53
FULL NAME: Darwin James Kunane Barney
OPENING DAY AGE: 27
BORN: 11/8/85 in Portland, OR
RESIDES: Beaverton, OR
FAMILY: Married — Lindsay ... Children — Hayden and Zoey
CONTRACT STATUS: Signed through 2013
SIGNED BY: Al Geddes
HOW ACQUIRED: Selected by Cubs in fourth round of 2007 draft



Barney: Facts and Information

Darwin enters his fourth major league season with Chicago after making his big league debut in 2010 ... last season tied a major league single-season record with 141-consecutive errorless games at second base en route to National League Rawlings Gold Glove Award honors.

- © Is just the fourth Cubs second baseman to earn a Rawlings Gold Glove award, and the first since Ryne Sandberg won his ninth, and final, Gold Glove in 1991.
 - Besides Barney and Sandberg the other Cubs second basemen to win a Gold Glove award are Ken Hubbs in 1962 and Glenn Beckert in 1968.
- © His 141-straight errorless games at second base from April 18-September 27 of last season are tied for the single-season record with Placido Polanco, who turned the trick with Detroit in 2007.
- © Owns all N.L. records for consecutive errorless games at second base, having surpassed Ryne Sandberg's former record 123-game errorless streak – allowing for multiple seasons – that ran from June 21, 1989-May 17, 1990.
- © Has appeared in 329 major league contests and owns a .263 batting average (304-for-1,156) with 53 doubles, 10 triples, nine homers and 89 RBI.

- © Primarily has played second base, appearing there in 300 games (275 starts) ... has made 19 appearances (14 starts) at shortstop and played six games (four starts) at third base.
- © Owns a .287 batting average (447-for-1,560) in 427 minor league contests ... has 83 doubles, 175 RBI and a .335 on-base percentage.
- © Attended Oregon State University ... was named to the All-Tournament team after homering and driving in two runs to help the Beavers clinch their second-straight College World Series title in 2007.
- © Named All-Pac-10 First Team and the Pac-10 Freshman of the Year in 2005.
- © Selected to Team USA by USA Baseball in 2006, where his team won a gold medal at the World University Games ... also named All-Pac-10 First Team.
- © Graduated from Southbridge (Ore.) High School in 2004 ... he led the school to its first-ever baseball state championship in 2003.
- © Participated in the 2009 and 2011-13 Cubs Caravans.

CAREER AWARDS

N.L. Gold Glove Award
2012

N.L. Rookie of the Month
April, 2011

Barney: 2012 Season

Darwin earned a Rawlings Gold Glove Award after he tied the major league single-season record for consecutive errorless games at second base, going 141-straight contests without a fielding miscue from April 18-September 27 ... led major league second basemen with a .997 fielding percentage (2 E/731 TC), and batted .254 (139-for-548) with a career-high seven home runs and 44 RBI in 156 games.

- © Owns all N.L. records for consecutive errorless games at second base, having surpassed Ryne Sandberg's former record 123-game errorless streak – allowing for multiple seasons – that ran from June 21, 1989-May 17, 1990 ... David Eckstein owned the previous N.L. single-season mark of 113-consecutive games set with San Diego in 2010.
- © Played 155 games at second base, making 146 starts ... also saw three games (one start) at shortstop.
- © His 5.18 total chances and 2.2 putouts per 9.0 innings both led major league second basemen ... his 731 total chances at second base ranked third in the N.L.
- © Was the sixth-hardest player to strike out in the N.L., punching out just once every 10.1 plate appearances.
- © Produced a .303 batting average (82-for-271) at home compared to a .206 mark (57-for-277) on the road.
- © Set career-highs with a .354 slugging percentage and 33 walks.
- © Ranked third on the club in hits (139) and runs (73), fourth in doubles (26) and fifth in RBI (44).
- © Recorded a career-high and team season-high 13-game hitting streak from September 5-18 ... he batted .409 (18-for-44) during the run.
- © Batted .290 (40-for-138) in 46 games out of the eighth spot in the order.

- © His .284 batting average (25-for-88) in May was the highest of any month.
- © Clubbed his first career walk-off home run, May 30 vs. San Diego, a two-run shot off Dale Thayer.
- © Recorded a career-high four RBI in a 14-4 Cubs victory vs. Pittsburgh, July 30 ... hit a go-ahead three-run homer off Erik Bedard.
- © Hit a game-tying two-out two-run homer in the ninth inning off St. Louis reliever Jason Motte, September 21 at Wrigley ... Chicago won, 5-4 in 11 innings.
- © His 141-game errorless streak ended on September 28 in Arizona, with a throwing error in the eighth inning.

LONGEST SINGLE-SEASON ERRORLESS STREAKS BY A SECOND BASEMAN

Rank	Second Baseman (Team, Year)	Games
1.	Darwin Barney (CHI), 2012	141
	Placido Polanco (DET), 2007	141
3.	David Eckstein (SD), 2010	113
4.	Mark Ellis (OAK), 2007	102
5.	Luis Castillo (MIN), 2006	99
6.	Ryne Sandberg (CHI), 1989	90

Barney: Career Review

2011: In his first full season with the Cubs, Darwin batted .276 (146-for-529) with 66 runs scored, 23 doubles, six triples, two homers and 43 RBI in 143 games.

- Ⓒ Ranked first among rookies with 47 multi-hit games, third among rookies in hits and batting average, tied for third in runs scored and triples and fourth in on-base percentage (.313).
- Ⓒ His 47 multi-hit games were the most by a Cubs rookie since Ryne Sandberg posted a franchise-record 49 in 1982 ... it tied for second-most in franchise annals by a rookie with Ernie Banks, who had 47 multi-hit games in 1954.
- Ⓒ Named the N.L. Rookie of the Month for April after posting a monthly-best .326 average (29-for-89) with four walks, 15 runs, four doubles, two triples, one homer and 14 RBI in 25 contests.
- Ⓒ His 90 hits before the All-Star break rank fourth-most among Cubs rookies ... Ken Hubbs had 95 in 1962 and Kosuke Fukudome and Geovany Soto both had 91 knocks before the 2008 Mid-Summer Classic.
- Ⓒ Ranked second on the club in doubles, third in hits, fourth in runs scored and games played and sixth in RBI.
- Ⓒ Batted .297 (35-for-118) with runners in scoring position.
- Ⓒ Posted a .313 batting average (15-for-48) when batting with a 0-2 count, good for second in the National League behind Arizona's Stephen Drew (.318).
- Ⓒ Appeared in 135 games at second base (124 starts) and five games at shortstop (four starts) ... hit safely in 87 of his 128 starts.
- Ⓒ Got the Opening Day start at second base, becoming the first Cubs rookie to start the season opener at second base since Manny Trillo in 1975 - finished the game vs. Pittsburgh 2-for-4 with a run.
- Ⓒ Collected a career-high two doubles, April 16 in Colorado.
- Ⓒ Drove in a run in a career-high five-straight games, April 20-25.
- Ⓒ Belted his first-career homer, April 25 vs. Colorado, hitting a two-run shot in the first inning off Esmil Rogers.
- Ⓒ Was on the disabled list, June 14-29, with a left knee sprain.
- Ⓒ Recorded a career-high four-straight multi-hit efforts, July 7-10.
- Ⓒ Collected a career-high four hits, August 13 at Atlanta.
- Ⓒ Reached base safely in a career-high 11-straight games, August 13-24.

2010: Darwin saw big league action for the first time in his career, posting a .241 batting average (19-for-79) with 12 runs, four doubles, six walks and two RBI in 30 games for Chicago.

- Ⓒ Was promoted August 12, making his big league debut that night as a defensive replacement at second base in the ninth inning in San Francisco.
- Ⓒ Had a .280 average (7-for-25) off southpaws compared to a .222 mark (12-for-54) off righthanders.
- Ⓒ Batted .308 (16-for-52) in his first 20 games, but hit just .111 (3-for-27) in his final 10 contests.
- Ⓒ Batted .406 (13-for-32) in an 11-game span, August 30-September 14.
- Ⓒ Appeared in 10 games (five starts) at second base, 11 games (nine starts) at shortstop and six games (four starts) at third base.
 - ♦ Started 13 of club's final 25 games - eight at shortstop, three at third base and two at second base.
- Ⓒ Made his first career start, August 13 in St. Louis, at second base.
- Ⓒ August 16, recorded his first career hit with a double in the first inning off San Diego's Kevin Correia.
- Ⓒ Picked up his first career RBI, August 30 vs. Pittsburgh (double in the seventh).
- Ⓒ September 14 in St. Louis, recorded his first major league three-hit game, going 3-for-4 with a double, RBI and run scored.
- Ⓒ His 143 hits with Iowa led all of Triple-A at the time of his call-up.
- Ⓒ Earned 2010 Pacific Coast League All-Star honors, becoming the first I-Cubs shortstop to be selected since Ronny Cedeno in 2005.
- Ⓒ Hit .299 (143-for-479) with 24 doubles, four triples, two home runs, 72 runs scored, 49 RBI and 11 stolen bases in 114 games for Iowa.

2009: Darwin hit .293 (136-for-464) with 24 doubles and 49 RBI in 137 games between Double-A Tennessee and Triple-A Iowa ... was named a Southern League mid-season All-Star prior to his promotion to Iowa.

- Ⓒ Hit .317 (80-for-252) with 23 walks, 30 runs, 12 doubles, three homers and 32 RBI in 74 games with Tennessee.
- Ⓒ Batted .415 (34-for-82) against left-handed pitching with the Smokies.
- Ⓒ Produced a .328 mark (42-for-128) at home compared to a .306 average (38-for-124) on the road with Tennessee.
- Ⓒ Batted .368 (21-for-57) with 28 RBI with runners in scoring position ... boasted a .423 mark (11-for-26) with 12 RBI with RISP and two outs.
- Ⓒ Hit a monthly-best .339 average (21-for-62) in 19 April contests.
- Ⓒ After an impressive first half with Tennessee, garnered a promotion to Iowa, June 30 ... it marked his first action at the Triple-A level.
- Ⓒ In 63 games with the I-Cubs, posted a .264 mark (56-for-212) with 12 doubles, a triple and 17 RBI.

2008: Darwin spent the entire season with Single-A Daytona ... batted .262 (107-for-409) with 22 doubles and 51 RBI in 123 games ... tied for the team lead in games played with Jim Adduci and triples (4) with Tony Thomas.

- Ⓒ Hit .298 (57-for-191) with 50 RBI with runners on base ... was 33-for-120 (.275) with 45 RBI with runners in scoring position.
- Ⓒ Tied his career high with an eight-game hitting streak, April 26-May 6, hitting at a .414 clip (12-for-29) with two doubles, four runs scored and six RBI over the stretch.
- Ⓒ Owned a .308 batting average (28-for-91) with two doubles, a triple, two clouts, nine runs scored and 16 RBI in 25 May contests.
- Ⓒ Batted a monthly-best .321 (26-for-81) with a .407 slugging percentage and an .810 OPS in August (26 games).

2007: Darwin split the season between Rookie-League Mesa and Single-A Peoria ... combined to bat .289 (56-for-194) with 12 doubles, 33 runs scored and 23 RBI in 49 games.

- Ⓒ Began the season at Mesa, where he batted .444 (8-for-18) with four walks, three doubles, six runs scored, two RBI, a .545 on-base percentage and a 1.157 OPS in five games.
- Ⓒ Spent the remainder of the season with Peoria after being selected from Mesa, July 17.
- Ⓒ Hit .313 (26-for-83) with 20 RBI with runners on base with the Chiefs... boasted a .375 average (9-for-24) with RISP and two outs.

Barney: Career Statistics and Transactions

YEAR	TEAM	AVG	G	AB	R	H	2B	3B	HR	RBI	SH	SF	HP	BB	SO	SB-CS	E	OBP	SLG
2007	Mesa-R	.444	5	18	6	8	3	0	0	2	0	0	0	4	0	0-0	0	.545	.611
	Peoria-A	.273	44	176	27	48	9	3	2	21	0	2	3	11	22	5-2	8	.323	.392
2008	Daytona-A	.262	123	409	46	107	22	4	3	51	4	5	3	38	58	8-3	21	.325	.357
2009	Tennessee-AA	.317	74	252	30	80	12	0	3	32	4	5	0	23	33	5-1	16	.368	.401
	Iowa-AAA	.264	63	212	25	56	12	1	0	17	2	2	0	13	32	4-1	11	.304	.330
2010	Iowa-AAA	.299	114	479	72	143	24	4	2	49	2	3	3	23	52	11-3	14	.333	.378
	CUBS	.241	30	79	12	19	4	0	0	2	0	0	0	6	12	0-0	2	.294	.291
2011	CUBS	.276	143	529	66	146	23	6	2	43	7	4	8	22	67	9-2	12	.313	.353
	Iowa-AAA#	.357	4	14	3	5	1	0	1	3	0	0	1	0	2	1-0	0	.400	.643
2012	CUBS	.254	156	548	73	139	26	4	7	44	3	1	3	33	58	6-1	3	.299	.354
M.L./CUBS TOTALS		.263	329	1156	151	304	53	10	9	89	10	5	11	61	137	15-3	17	.305	.349
MINOR LEAGUE TOTALS		.287	427	1560	209	447	83	12	11	175	12	17	10	112	199	34-10	70	.335	.376
#Injury Rehabilitation Assignment																			

PCT	G	PO	A	E	TC	DP	2012/CAREER	PCT	G	PO	A	E	TC	DP
.997	155	311	418	2	731	96	Second Base	.988	300	582	784	16	1382	165
							Third Base	1.000	6	1	11	0	12	1
.923	3	4	8	1	13	2	Shortstop	.985	19	19	48	1	68	13
.996		315	426	3	744	98	M.L. TOTALS	.989		602	843	17	1462	179

DARWIN BARNEY'S CAREER TRANSACTIONS

2007 – Selected by Cubs in the fourth round of draft (scout: Al Geddes)
2011 – On disabled list 6/14-29 ... left knee sprain ... included injury rehabilitation assignment to Iowa (6/25-29)

DARWIN BARNEY'S CAREER HIGHS

MOST HITS: 4 – 8/13/11 @ Atlanta
MOST RBI: 4 – 7/30/12 vs. Pittsburgh
MOST DOUBLES: 2 (seven times), most recently 7/29/12 vs. St. Louis
MOST RUNS SCORED: 3 (four times), most recently 9/16/12 vs. Pittsburgh
MOST WALKS: 3 – 9/19/10 @ Florida
LONGEST HITTING STREAK: 13 games – 9/5-18/12

ANATOMY OF A RECORD STREAK

Darwin Barney tied the major league single-season record for errorless games at second base with 141-straight consecutive games without a miscue in 2012 ... that tied Detroit's Placido Polanco stretch of 141-straight errorless games at second base in 2007 ... a few notes on Barney's record run:

- © Barney's 141-game errorless streak, which lasted from April 18-September 27, featured more total chances per nine innings (5.30) than any other second baseman in baseball.
- © During the 141 games, Barney had far more putouts (293) than any other second baseman in baseball in that span (Gordon Beckham was next closest at 259) and Barney's 676 total chances trailed only Arizona's Aaron Hill (687).

66 Brian Bogusevic – OF



BATS: Left **THROWS:** Left **HEIGHT:** 6-3 **WEIGHT:** 219 **MLS:** 1+146
FULL NAME: Brian Thomas Bogusevic
OPENING DAY AGE: 29
BORN: 2/18/84 in Oak Lawn, IL
RESIDES: Houston, TX
FAMILY: Fiance – Kelly
CONTRACT STATUS: Signed through 2013
SIGNED BY: Mike Rosamond (Houston)
HOW ACQUIRED: Signed a minor league contract with Cubs 11/14/12



Non-Roster Invitee

Bogusevic: Facts and Information

Brian joins the Cubs as a non-roster invitee to Spring Training following eight seasons in the Astros organization ... saw big league action with Houston in all or parts of the last three seasons, compiling a .227 batting average (124-for-547) with 26 doubles, three triples, 11 home runs and 46 RBI in 252 games.

- © Owns a .280 batting average (389-for-1,389) with 74 doubles, 12 triples, 26 home runs and 171 RBI in 447 career minor league games.
- © Drafted by Houston in the first round (24th overall) of the 2005 draft as a pitcher out of Tulane University ... converted to an outfielder in July of 2008.
- © Compiled a 14-21 record with a 5.05 ERA (185 ER/329.2 IP) in 77 games (64 starts) in four seasons as a minor league pitcher.
- © Twice named by *Baseball America* among the top-10 prospects in the Astros organization ... entering the 2009 season, was named the club's fourth best prospect and prior to 2006 was named the Astros ninth-best prospect (as a pitcher).
- © Named a Louisville Slugger First-Team All-American and a First-Team All-Conference USA pitcher in 2005.
- © Graduated from Tulane University in New Orleans, La.
- © Graduated high school from De La Salle Institute in Chicago ... helped the Meteors go a combined 93-16, win the Chicago Catholic League Championship in 2000 and 2001 and advance to the Elite Eight as a sophomore.
- © As a senior at De La Salle, was named 2001 Illinois' Gatorade Player of the Year and received the Tony Lawless Award as the MVP of the Chicago Catholic League.

Bogusevic: 2012 Season

Spent the season exclusively in the majors for the first time in his career ... he batted .203 (72-for-355) with nine doubles, two triples, seven home runs and 28 RBI in a career-high 146 contests for Houston.

- © His 146 games played ranked second on the club (Jose Altuve, 147).
- © Recorded a career-high 15 stolen bases ... was successful in 12 of his final 13 attempts dating to May 5.
- © Made 73 starts in right field and 10 in center field.
- © Appeared in 36 games as a pinch-hitter, posting a .242 average (8-for-33) with a .306 on-base percentage, one home run and five RBI.
- © Was on the back end of back-to-back home runs with Carlos Lee after starting in right field on Opening Day, April 6 vs. Colorado.
- © Made his first major league pitching appearance, June 7 vs. St. Louis, in a 14-2 setback ... allowed two runs in 1.0 inning of work.
 - ♦ The previous Astros position player to pitch was Kevin Cash, May 29, 2010 at Cincinnati.
- © Collected the second walk-off hit of his career, August 10 vs. Milwaukee, an RBI single in the bottom of the 9th.
- © Registered a season-high six game hitting streak, May 7-13 ... batted .389 (7-for-18) with two RBI during the run.
- © Logged a .308 batting average (8-for-26) with one home run and four RBI as the number eight hitter in the lineup.

Bogusevic: Career Review

2011: In three stints with Houston (April 26-May 25, June 29-July 22, August 1-end of season), Bogusevic hit .287 (47-for-164) with 14 doubles, four home runs and 15 RBI in 87 major league games.

- © Began the season at Triple-A Oklahoma City, compiling a .261 batting average (57-for-218) with 11 doubles, five triples, three home runs and 35 RBI in 58 games covering three stints.
- © His nine outfield assists with the big league club were tied for third most in franchise history among rookies (Greg Gross, 15 in 1974 and Willy Taveras, 10 in 2005).
- © Owned a .298 batting average (45-for-151) against right-handed hurlers compared to a .154 clip (2-for-13) vs. southpaws.
- © Belted his first career home run, August 9, off Arizona's Jason Marquis.
- © Hit a pinch-hit, walk-off grand slam, August 16, off Cubs closer Carlos Marmol, marking his first career pinch-hit homer, first grand slam and only the second homer of his career.
- © Finished the campaign by hitting .317 (38-for-120) with four home runs and 14 RBI in his final 43 games of the season ... raised his average from .205 to .287 during the span.
- © Played for the Aguilas Cibaenas in the Dominican League and hit .317 (38-for-120) with four home runs and 12 RBI in 33 contests.

2010: Spent the majority of the season at Triple-A Round Rock before making his major league debut as a September call-up ... batted .179 (5-for-28) with three doubles and three RBI in 19 games for Houston.

- © Hit .277 (139-for-502) in 131 Triple-A games while setting career-highs in doubles (26), home runs (13), RBI (57) and stolen bases (23).
- © Posted a .319 batting average (43-for-135) vs. left-handed pitchers while at Round Rock.
- © Made his major league debut, September 1 vs. St. Louis, after being recalled earlier that day ... finished the contest 0-for-1 with a run scored and one stolen base.
- © Ripped a pinch-hit double off Diamondbacks pitcher Blaine Boyer, September 3, to record his first career major league hit.
- © Was selected to the Pacific Coast League All-Star team, but did not play because of a minor medical procedure.

Bogusevic: Career Review (Continued)

2009: In his first full season as a position player, Brian batted .271 (141-for-520) with 25 doubles, six home runs and 53 RBI in a career-high 138 minor league contests with Triple-A Round Rock.

- Ⓢ Was named the organization's best hitter for average and the club's fourth best overall prospect by *Baseball America* entering the 2009 season.

Ⓢ Spent his first Spring Training with the major league club, appearing in 17 games and hitting .276 (7-for-28) with three RBI.
- Ⓢ Honored as Round Rock's Offensive Player of the Month for July after hitting .277 (28-for-101) with 10 RBI.

Ⓢ Following the regular season, played for Mayaguez in the Puerto Rican Winter League, batting .231 (12-for-52) in 13 games for the Indios.

2008: Began the year as a starting pitcher with Double-A Corpus Christi before converting to an outfielder and being optioned to Single-A Salem ... hit .347 (51-for-147) with 12 doubles, four homers and 26 RBI in 59 games as a position player.

- Ⓢ Went 2-6 with a 5.50 ERA (54 ER/88.1 IP) in 17 starts with Corpus Christi.

Ⓢ Appeared in eight games as a position player with Salem, batting .217 (5-for-23) with a home run and six RBI.
- Ⓢ Promoted back to Corpus Christi, July 21 ... was named Offensive and Defensive Player of the Month after hitting .411 (37-for-90) with one home run and 14 RBI in August.

Ⓢ Played for the Scottsdale Scorpions in the Arizona Fall League, hitting .338 (25-for-74) with 14 RBI in 22 contests.

2007: Split the season between Single-A Salem and Double-A Corpus Christi, going 10-8 with a 4.61 ERA (71 ER/138.2 IP) in 27 starts ... earned Carolina League Pitcher of the Week honors, May 7-13, after going 2-0 with a 0.64 ERA (1 ER/14.0 IP) in two starts.

2006: Spent majority of the season at Single-A Lexington, going 2-5 with a 4.73 ERA (37 ER/70.1 IP) in 17 starts ... tabbed by *Baseball America* as Houston's ninth-best prospect heading into the season ... placed on the Lexington seven-day D.L. from May 5-July 5 with a left elbow strain.

2005: In his first professional baseball season, Brian went 0-2 with a 7.59 ERA (18 ER/21.1 IP) in 13 games with Single-A Tri City.

Bogusevic: Career Statistics and Transactions

YEAR	TEAM	AVG	G	AB	R	H	2B	3B	HR	RBI	SH	SF	HP	BB	SO	SB-CS	E	OBP	SLG
2007	— Corpus Christi-AA	.500	2	2	0	1	0	0	0	0	0	0	0	0	0	0-0	0	.500	.500
2008	— Salem-A	.217	8	23	4	5	2	0	1	6	0	0	1	4	1	1-0	1	.357	.435
	Corpus Christi-AA	.371	42	124	21	46	10	2	3	20	4	0	1	16	24	8-1	1	.447	.556
2009	— Round Rock-AAA	.271	138	520	68	141	25	3	6	53	5	0	3	53	118	22-3	5	.342	.365
2010	— Round Rock-AAA	.277	131	502	91	139	26	2	13	57	1	2	3	67	108	23-1	3	.364	.414
	Houston	.179	19	28	5	5	3	0	0	3	0	0	0	3	12	1-1	0	.258	.286
2011	— Oklahoma City-AAA	.261	58	218	27	57	11	5	3	35	0	1	5	30	49	20-3	5	.362	.399
	Houston	.287	87	164	22	47	14	1	4	15	1	1	1	15	40	4-2	2	.348	.457
2012	— Houston	.203	146	355	39	72	9	2	7	28	0	1	7	41	96	15-4	5	.297	.299
MAJOR LEAGUE TOTALS		.227	252	547	66	124	26	3	11	46	1	2	8	59	148	20-7	7	.310	.346
MINOR LEAGUE TOTALS		.280	447	1389	211	389	74	12	26	171	10	3	13	170	300	74-8	15	.363	.407

YEAR	TEAM	W-L	ERA	G	GS	CG	SHO	SV	IP	H	R	ER	HR	HB	BB	SO	WP	BK
2005	— Tri-City-A	0-2	7.59	13	0	0	0	3	21.1	30	20	18	2	2	9	17	1	0
2006	— Tri-City-A	0-0	4.09	3	3	0	0	0	11.0	10	8	5	1	0	5	6	3	0
	Lexington-A	2-5	4.73	17	17	0	0	0	70.1	76	44	37	6	1	24	60	7	0
2007	— Salem-A	9-7	4.01	21	21	1	0	0	114.1	133	57	51	7	2	39	91	10	0
	Corpus Christi-AA	1-1	7.40	6	6	0	0	0	24.1	29	21	20	1	2	14	17	1	0
2008	— Corpus Christi-AA	2-6	5.50	17	17	0	0	0	88.1	94	56	54	15	3	32	34	2	0
2012	— Houston	0-0	18.00	1	0	0	0	0	1.0	3	2	2	1	0	0	0	0	0
MINOR LEAGUE TOTALS		14-21	5.05	77	64	1	0	3	329.2	372	206	185	32	10	123	225	24	0

BRIAN BOGUSEVIC'S CAREER TRANSACTIONS

2005 - Selected by Houston in the first round (24th overall) of the 2005 draft (scout: Mike Rosamond)
 2012 - Declared a minor league free agent 11/2
 2012 - Signed a minor league contract with Cubs 11/14

BRIAN BOGUSEVIC'S CAREER HIGHS

PINCH HOMERS: 2 – 8/16/11 vs. Cubs (Carlos Marmol), 9/29/12 @ Milwaukee (Livan Hernandez)
GRAND SLAMS: 1 – 8/16/11 vs. Cubs (Carlos Marmol)
MOST HITS: 3 (five times), most recently 5/28/12 @ Colorado
MOST DOUBLES: 2 – 8/29/11 vs. Pittsburgh
MOST RUNS SCORED: 2 (seven times), most recently 5/26/12 @ Los Angeles (N.L.)
MOST STOLEN BASES: 2 – 8/25/11 @ San Francisco
MOST WALKS: 2 (four times), most recently 8/6/12 vs. Washington
LONGEST HITTING STREAK: 6 games (three times), most recently 5/7-13/12



SPANNING THE GLOBE

During their 137-year history, the Cubs have had players born in 49 U.S. states, the District of Columbia and 22 territories/foreign countries.

The only state not represented by a Cubs player is Alaska.

The first Cubs born in foreign countries/U.S. territories:

Bahamas ... Andre Rodgers ... 1961-64
 Canada ... Fred Demarais ... 1890
 Cuba ... Mike Gonzalez ... 1925-29
 Curacao ... Randall Simon ... 2003
 Dominican Republic ... Roberto Pena ... 1965-66
 Germany ... Ed Eiteljorge ... 1890
 Holland ... John Houseman ... 1894
 Ireland ... Jimmy Hallinan ... 1877-78

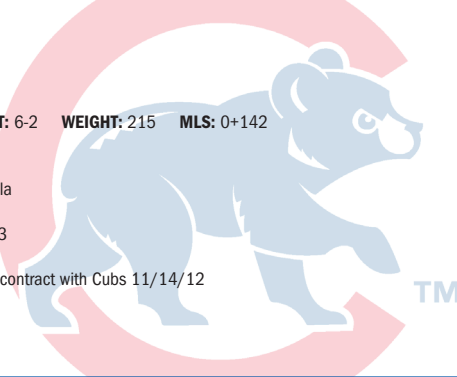
Italy ... Julio Bonetti ... 1940
 Japan ... Kosuke Fukudome ... 2008-11
 Jamaica ... Rolando Roomes ... 1988
 Mexico ... Jesse Flores ... 1942
 Nicaragua ... Porfirio Altamirano ... 1984
 Panama ... Adolfo Phillips ... 1966-69
 Poland ... Moe Drabowsky ... 1956-60

Puerto Rico ... Hi Bithorn ... 1942-43, 1946
 Scotland ... Hugh Nicol ... 1881-82
 Singapore ... Robin Jennings ... 1996-97
 South Korea ... Hee Seop Choi ... 2002-03
 Venezuela ... Roberto Rodriguez ... 1970
 Virgin Islands ... Ellie Hendricks ... 1972
 West Germany ... Craig Lefferts ... 1983

79 J.C. Boscan – C



BATS: Right **THROWS:** Right **HEIGHT:** 6-2 **WEIGHT:** 215 **MLS:** 0+142
FULL NAME: Jean Carlos Boscan
OPENING DAY AGE: 33
BORN: 12/26/79 in Maracaibo, Venezuela
RESIDES: Maracaibo, Venezuela
CONTRACT STATUS: Signed through 2013
SIGNED BY: Rolando Petit (Atlanta)
HOW ACQUIRED: Signed a minor league contract with Cubs 11/14/12



Non-Roster Invitee

Boscan: Facts and Information

J.C. joins the Cubs as a non-roster invitee to major league spring training ... is in his 17th professional season after spending time with three organizations: Atlanta (1997-2005, 2008-2012), Milwaukee (2006) and Cincinnati (2007) ... has appeared in 11 major league contests in parts of the last three seasons with the Braves.

- Ⓢ The catcher has appeared in 1,107 minor league contests, compiling a .222 batting average (791-for-3,559) with 168 doubles, 43 home runs and 379 RBI.
- Ⓢ Owns a .263 batting average (5-for-19) with two RBI in 11 major league games with Atlanta.
- Ⓢ Made his major league debut with the Braves, October 1, 2010 vs. Philadelphia after 976 career minor league games spanning 14 seasons.
- Ⓢ Led all Southern League catchers with a .997 fielding percentage (2 E/652 TC) and a .413 caught stealing percentage (33-for-80) while with Double-A Mississippi in 2008.
- Ⓢ Signed by the Atlanta Braves as a non-drafted free agent, July 2, 1996.
- Ⓢ Is a 1997 graduate of Nuestra Senora del Fatima High School in Maracaibo, Venezuela.

Boscan: 2012 Season

Began the season at Triple-A Gwinnett, and had three stints with Atlanta (May 26-June 10, July 13-14, September 1-end of season) ... appeared in six games at the major league level, going 2-for-10 (.200) with two RBI.

- Ⓢ Produced a .189 batting average (42-for-222) with 12 doubles, three home runs and 23 RBI in 70 games with Triple-A Gwinnett.
- Ⓢ Hit .290 (18-for-62) against left-handed pitchers compared to a .150 clip (24-for-160) against righties at Gwinnett.
- Ⓢ Clubbed a solo home run in his first start of the season, April 5 at Durham.
- Ⓢ Logged a .989 fielding percentage (7 E/616 TC) in 70 games as a catcher while throwing out 27 of 68 baserunners attempting to steal (40 percent).
- Ⓢ Hit .271 (23-for-85) with a home run and 10 RBI in 26 games with Leonos del Caracas in the Venezuela Winter League.

Boscan: Career Review

2011: Spent majority of the year with Triple-A Gwinnett, batting .182 (37-for-203) with eight doubles and eight RBI in 61 games.

- Ⓢ Appeared in four games over three stints (April 8-16, July 27-August 16, September 1-end of season) with Atlanta while batting .333 (3-for-9).
- Ⓢ Made his first major league start, July 31, and collected his first career hit off Marlins starter Ricky Nolasco in the second inning.
- Ⓢ Began the Triple-A campaign by hitting safely in his first five games, good for a .400 batting average (6-for-15).
- Ⓢ Started at catcher in 59 of the 61 games he played in with Triple-A Gwinnett.

2010: Made his major league debut as a late-season call-up after spending 14 years in the minor leagues ... walked and scored a run in his only appearance of the season, October 1 vs. Philadelphia.

- Ⓢ Recorded a .250 batting average (55-for-220) with 11 doubles, five home runs and 21 RBI in 66 games with Triple-A Gwinnett.
- Ⓢ His .306 batting average (15-for-49) in July was the highest of any month.
- Ⓢ Batted .340 (18-for-53) with two home runs and 16 RBI with runners in scoring position.
- Ⓢ Was the recipient of the Bill Lucas award, which is given annually by the Braves to the player who best represents the organization both on and off the field.
- Ⓢ Played for the Bravos de Margarita of the Venezuelan Winter League, hitting .146 in 18 contests.

2009: Split the season between Double-A Mississippi and Triple-A Gwinnett, combining to hit .259 (76-for-294) with 16 doubles and 32 RBI in 86 games.

- Ⓢ Appeared in 73 games with Mississippi over two stints ... was named Mississippi's Player of the Month for May after batting .367 (22-for-60) with six doubles and 11 RBI.
- Ⓢ Hit a combined .317 (19-for-60) against southpaws compared to a .244 mark (57-for-234) against right-handed hurlers.
- Ⓢ Played for the Bravos de Margarita of the Venezuelan Winter League, hitting .225 (20-for-89) with three home runs and 16 RBI in 29 contests.

Boscan: Career Review (Continued)

2008: Back with the Braves organization, J.C. spent the entire campaign at Double-A Mississippi, where he wound up hitting .235 (60-for-255) with 13 doubles, two home runs and 29 RBI in 79 contests.

- © Was the Southern League's best defensive catcher, leading all counterparts with a .997 fielding percentage (2 E/652 TC).
- © Hit .291 (16-for-55) with one home run and 18 RBI with runners on base and two outs.
- © Finished the season strong by hitting .321 (18-for-56) in August ... the average was 60 points higher than his next best month (.261 in June).
- © Placed on Mississippi's seven-day disabled list from June 12-24 with a strained left groin.

2007: In his lone season in Cincinnati's system, J.C. split the campaign between Double-A Chattanooga and Triple-A Louisville ... combined to bat .215 (23-for-107) with one home run and 10 RBI in 38 games.

- © Logged a .286 batting average with four home runs and 23 RBI in 47 contests with the Bravos de Margarita of the Venezuelan Winter League.

2006: Signed to a minor league deal by Milwaukee in the offseason, J.C. went on to hit .197 (26-for-132) with eight doubles and 15 RBI in 45 games between Double-A Huntsville and Triple-A Nashville ... placed on Huntsville's seven-day D.L. from June 5-12 with a dislocated left thumb.

2005: Played the entire season with Triple-A Richmond, batting .222 (47-for-212) with six doubles, three home runs and 20 RBI ... played winter ball with Lara of the Venezuelan Winter League.

2004: Appearing in his eighth minor league season, J.C. recorded a .246 batting average (55-for-224) with 12 doubles, one home run and 21 RBI in 74 games with Double-A Greenville and Triple-A Richmond.

2003: Split time between three Atlanta minor league affiliates for the second straight year (Single-A Myrtle Beach, Double-A Greenville, Triple-A Richmond), batting .197 (45-for-229) with 11 doubles, three home runs and 27 RBI in 72 contests.

2002: J.C. spent time at all three of the minor league levels (Single-A Myrtle Beach, Double-A Greenville, Triple-A Richmond), combining to bat .220 (68-for-309) with three home runs, 30 RBI and a career-high 20 doubles in 98 games.

2001: Began the season at Single-A Myrtle Beach where he batted .167 (9-for-54) in 18 games before breaking the hamate bone in his left (non-throwing) hand ... finished the year batting .260 (54-for-208) while making appearances with the Braves Rookie League team and Single-A Macon.

2000: Hit .205 (62-for-302) with 12 doubles, a career-high nine home runs and 35 RBI in 93 games with Single-A Macon.

1999: In his first season above the Rookie League level, J.C. batted .226 (83-for-368) with 17 doubles, four home runs and 38 RBI in a career-high 105 contests.

1998: Appeared in 51 games with Danville (Rookie Advanced League), batting .218 (37-for-170) with four home runs and 24 RBI ... led the team with 37 walks.

1997: In his first professional baseball season, J.C. logged a .202 batting average (21-for-104) with five doubles, one home run and 12 RBI in 36 games with the Gulf Coast Rookie League Braves.

Boscan: Career Statistics and Transactions

YEAR	TEAM	AVG	G	AB	R	H	2B	3B	HR	RBI	SH	SF	HP	BB	SO	SB-CS	E	OBP	SLG
1997	— GCL Braves-R	.202	36	104	7	21	5	0	1	12	0	1	2	16	21	0-1	5	.317	.279
1998	— Danville-R	.218	51	170	35	37	3	0	4	24	1	1	2	37	44	2-3	7	.362	.306
1999	— Macon-A	.226	105	368	40	83	17	0	4	38	2	3	2	26	94	2-4	13	.278	.304
2000	— Macon-A	.205	93	302	31	62	12	0	9	35	2	1	5	42	74	1-1	4	.311	.334
2001	— Myrtle Beach-A	.167	18	54	3	9	2	0	0	6	1	1	1	3	25	0-1	1	.220	.204
	GCL Braves-R	.333	8	30	5	10	4	0	0	6	0	1	0	0	3	0-1	0	.323	.467
	Macon-A	.282	35	124	16	35	7	0	4	22	2	1	1	14	27	2-0	8	.357	.435
2002	— Greenville-AA	.259	10	27	2	7	1	0	1	3	0	0	0	4	10	0-0	2	.355	.407
	Richmond-AAA	.167	2	6	0	1	0	0	0	0	0	0	0	1	2	0-1	1	.286	.167
	Myrtle Beach-A	.217	86	276	21	60	19	0	2	27	4	2	3	28	71	3-1	6	.294	.308
2003	— Richmond-AAA	.250	3	12	0	3	2	0	0	1	0	0	0	1	4	0-0	0	.308	.417
	Myrtle Beach-A	.207	28	87	9	18	4	0	1	11	2	0	0	11	33	2-0	5	.296	.287
	Greenville-AA	.185	41	130	13	24	5	0	2	15	1	3	0	14	35	0-1	1	.259	.269
2004	— Greenville-AA	.221	53	163	15	36	10	0	1	15	4	1	1	25	40	1-1	4	.326	.301
	Richmond-AAA	.311	21	61	4	19	2	0	0	6	0	1	1	9	14	0-1	0	.403	.344
2005	— Richmond-AAA	.222	72	212	17	47	6	0	3	20	5	2	4	25	59	1-2	6	.313	.292
2006	— Huntsville-AAA	.194	43	124	7	24	7	0	0	14	1	3	1	11	38	0-1	4	.259	.250
	Nashville-AAA	.250	2	8	0	2	1	0	0	1	0	0	0	0	3	0-0	0	.250	.375
2007	— Chattanooga-AA	.198	30	86	7	17	1	0	1	9	0	1	0	24	21	1-0	1	.369	.244
	Louisville-AAA	.286	8	21	0	6	0	0	0	1	0	1	0	5	5	0-0	0	.407	.286
2008	— Mississippi-AA	.235	79	255	26	60	13	0	2	29	4	0	4	34	49	0-0	2	.334	.310
2009	— Gwinnett-AAA	.250	13	44	5	11	4	0	0	2	1	0	1	2	9	0-0	4	.298	.341
	Mississippi-AA	.260	73	250	20	65	12	0	0	30	2	2	2	33	50	2-1	1	.348	.308
2010	— Gwinnett-AAA	.250	66	220	20	55	11	0	5	21	4	0	2	22	51	1-0	2	.324	.368
	Atlanta	---	1	0	1	0	0	0	0	0	0	0	0	1	0	0-0	0	1.000	--
2011	— Gwinnett-AAA	.182	61	203	12	37	8	0	0	8	1	0	2	12	41	0-2	7	.235	.222
	Atlanta	.333	4	9	0	3	0	0	0	0	0	0	0	0	5	0-0	0	.333	.333
2012	— Gwinnett-AAA	.189	70	222	22	42	12	0	3	23	4	1	4	19	59	1-0	7	.264	.284
	Atlanta	.200	6	10	0	2	0	0	0	2	0	0	0	0	1	0-0	1	.200	.200
MAJOR LEAGUE TOTALS		.263	11	19	1	5	0	0	0	2	0	0	0	1	6	0-0	1	.300	.263
MINOR LEAGUE TOTALS		.222	1107	3559	337	791	168	0	43	379	41	26	38	418	882	19-22	91	.309	.306

PCT	G	PO	A	E	TC	DP	PB	2012/CAREER	PCT	G	PO	A	E	TC	DP	PB
.974	6	37	1	1	39	0	0	Catcher	.983	10	57	2	1	60	0	0

CAUGHT STEALING: 2012 — 0-for-3 ... Career — 1-for-6 (.167)

J.C. BOSCAN'S CAREER TRANSACTIONS

1996 — Signed by Atlanta as a non-drafted free agent 7/2 (scout: Rolando Petit)
2005 — Declared a minor league free agent 10/15
2006 — Signed minor league contract with Milwaukee 1/3
2006 — Declared minor league free agent 10/15
2007 — Signed minor league contract with Cincinnati 1/8
2007 — Declared minor league free agent 10/29
2007 — Signed minor league contract with Atlanta 12/22
2011 — Elected Free Agency 11/2
2011 — Signed minor league contract with Atlanta 11/17
2012 — Elected Free Agency 11/2
2012 — Signed minor league contract with Cubs 11/14

J.C. BOSCAN'S CAREER HIGHS

MOST HITS: 2 — 8/7/11 @ New York (N.L.)
LONGEST HITTING STREAK: 2 games — 7/31-8/7/11

28 Michael Bowden – RHP



BATS: Right **THROWS:** Right **HEIGHT:** 6-3 **WEIGHT:** 215 **MLS:** 1+84
FULL NAME: Michael Matthew Bowden (*BOH-din*)
OPENING DAY AGE: 26, turns 27 on September 9
BORN: 9/9/86 in Winfield, IL
RESIDES: Oswego, IL
FAMILY: Married – Markella
CONTRACT STATUS: Signed through 2013
SIGNED BY: Danny Haas (Boston)
HOW ACQUIRED: From Boston 4/21/12 with a player to be named (P Hunter Cervenka on 5/15) for OF Marlon Byrd and a cash consideration TM



Bowden: Facts and Information

Michael begins his first full season in the Cubs organization after he was acquired from Boston, April 21 of last season ... has seen major league action in parts of the last five seasons with the Red Sox (2008-2012) and the Cubs (2012).

- Ⓢ Has gone 2-2 with a 4.59 ERA (49 ER/96.0 IP) in 69 career games (two starts) since making his major league debut with Boston in 2008.
- Ⓢ Has spent a total of eight seasons in the minor leagues, going 45-34 with a 3.17 ERA (255 ER/723.0 IP) in 201 games (119 starts).
- Ⓢ Started and won his major league debut, August 30, 2008 vs. the White Sox ... at 21 years and 356 days old, was the youngest Red Sox pitcher to start and win his big league debut since Juan Pena did so on May 8, 1999 at 21 years, 315 days of age.
- Ⓢ Selected by Boston in the supplemental round (47th overall) of the 2005 draft.
- Ⓢ Listed as having the third-best breaking ball among draft-eligible high school pitchers during *Baseball America's* "Best Tools" survey during 2005 draft.
- Ⓢ Graduated from Waubonsie Valley High School in Aurora, Ill., where he went 8-1 with a 0.59 ERA (4 ER/61.0 IP) in 10 games his senior year.
- Ⓢ Participated in the 2013 Cubs Caravan.

Bowden: 2012 Season

Michael made 30 appearances for the Cubs after he was acquired by Chicago, April 21, along with a player to be named (LHP Hunter Cervenka on May 15) for outfielder Marlon Byrd and a cash consideration ... he posted a 2.95 ERA (12 ER/36.2 IP) in two stints for the Cubs.

- Ⓢ Retired 24 of 30 first batters faced ... stranded 12 of 23 inherited runners.
- Ⓢ Recorded a 1.33 ERA (4 ER/27.0 IP) in his final 20 relief appearances for the Cubs from August 14 through the end of the season ... walked 11 and struck out 21.
- Ⓢ Concluded the season by tossing 12.0-scoreless innings dating to September 6 at Washington (11 games).
- Ⓢ Posted a 0.55 ERA (1 ER/16.1 IP) in September, surrendering one run (a homer) on eight hits and seven walks in 13 appearances ... recorded 16 strikeouts during the month.
- Ⓢ Lefties hit .212 (11-for-52) against him, while righties hit at a .233 clip (21-for-90).
- Ⓢ Pitched to a 2.61 ERA (6 ER/20.2 IP) in 16 appearances at the Friendly Confines, compared to a 3.32 ERA (7 ER/19.0 IP) in 16 road games.
- Ⓢ Began the year on Boston's Opening Day roster, posting no record and a 3.00 ERA (1 ER/3.0 IP) in two relief appearances before being designated for assignment, April 15.
- Ⓢ Pitched to a 7.45 ERA (8 ER/9.2 IP), surrendering five walks and two homers while striking out eight, in his first 10 appearances with the Cubs before being designated for assignment, June 1.
 - ♦ Outrighted to Iowa, June 4.
- Ⓢ With Triple-A Iowa, was 3-2 with two saves and a 2.76 ERA (10 ER/32.2 IP) in 23 relief appearances ... selected to the Cubs, August 13, and remained with the big league club the rest of the season.
- Ⓢ Pitched in seven games with Aguila Cibaenas in the Dominican Winter League ... was 3-3 with a 3.62 ERA (13 ER/32.1 IP) in seven starts.

Bowden: Career Review

2011: Appeared in 14 games spanning four stints with Boston ... spent the majority of the season in Triple-A Pawtucket's bullpen, going 3-3 with 16 saves in 17 opportunities and a 2.73 ERA (16 ER/52.2 IP) in 41 games.

- Ⓢ Had no record and a 4.05 ERA (9 ER/20.0 IP) in 14 relief appearances with the Red Sox ... with the big league club May 18-20, May 29-30, June 10-23 and August 27 through the end of the season.
- Ⓢ Recorded a career-high five strikeouts in 2.2 innings, September 2 vs. Texas.
- Ⓢ Ranked second on the PawSox with 41 appearances ... held opponents scoreless in 31 appearances.
- Ⓢ Held right-handed hitters to a .121 (15-for-124) batting average at Pawtucket ... fanned 51 while issuing just 13 free passes.
- Ⓢ Had a July ERA of 0.00 (0 ER/12.0 IP) while logging six saves with the PawSox.
- Ⓢ Did not allow an earned run in 15.0-straight innings (12 relief appearances) from June 29-August 1 while at Triple-A.

2010: Spent the majority of the season with Triple-A Pawtucket, and made 14 relief appearances in three stints with Boston (July 18-22, August 14-27 and September 7-end of season).

- Ⓢ Went 0-1 with a 4.70 ERA (8 ER/15.1 IP) while fanning 13 and walking four with the big league club.
- Ⓢ Blanked the opposition in 10 of his 14 major league games, including six of eight appearances after his final recall.
- Ⓢ Spent majority of the season with the PawSox, going 6-4 with one save and a 3.66 ERA (43 ER/105.2 IP) in 31 games (16 starts).
- Ⓢ Held opponents to a .222 (84-for-379) batting average, fanning 77 while issuing 37 in 105.2 Triple-A innings.
- Ⓢ Right-handed hitters logged a .200 (44-for-220) average off him ... lefties batted .252 (40-for-159).

Bowden: Career Review (Continued)

2009: In his final season as a full-time starter at the minor league level, went 4-6 with a 3.13 ERA (44 ER/126.1 IP) in 24 starts for Triple-A Pawtucket ... made eight appearances (one start) in three stints with Boston.

- Was 1-1 with a 9.56 ERA (17 ER/16.0 IP) in his eight games (one start) with Boston ... was with the big league club April 26, August 21 and September 5 through the end of the season.

Allowed seven earned runs both on August 21 vs. the Yankees and September 28 vs. Toronto ... pitched to a 2.45 ERA (3 ER/11.0 IP) in his six other contests.
- His 3.13 ERA with Pawtucket was good for third in the International League and sixth among all Red Sox minor leaguers.

Limited opponents to a .228 (106-for-464) batting average in Triple-A ... ranked second in the International League in that category.

Was on the Pawtucket disabled list, July 8-19, with a left calf strain.

2008: Began the year at Double-A Portland and advanced to Triple-A Pawtucket before making his major league debut with a spot start for the Red Sox, August 30 vs. the White Sox - picked up the victory, tossing 5.0 innings of two-run ball.

- Combined to go 9-7 with a 2.62 ERA (42 ER/144.1 IP) in 26 games (25 starts) between Portland and Pawtucket ... struck out 130 compared to 29 walks.

Placed on Portland's seven-day disabled list on July 10-19 with a right calf strain.

Was named Boston's top pitching prospect by *Baseball America* following the season.

2007: Began the year with Single-A Lancaster, earning Red Sox Minor League Pitcher of the Month honors for April after going 1-0 with a 2.33 ERA (7 ER/27.0 IP) in five starts ... promoted to Double-A Portland later in the season.

2006: Led Single-A Greenville with 118 strikeouts while tying teammate Clay Buchholz for the team lead with nine wins ... finished fifth among Carolina League starters with 9.86 strikeouts per 9.0 innings.

2005: Made his professional debut with the Gulf Coast League Red Sox ... held opponents to a .190 average (4-for-21) in four games (two starts).

Bowden: Career Statistics and Transactions

YEAR	TEAM	W-L	ERA	G	GS	CG	SHO	SV	IP	H	R	ER	HR	HB	BB	SO	WP	BK
2005	GCL Red Sox-R	1-0	0.00	4	2	0	0	0	6.0	4	0	0	0	0	4	10	0	0
2006	Greenville-A	9-6	3.51	24	24	0	0	0	107.2	91	50	42	9	2	31	118	9	0
	Wilmington-A	0-0	9.00	1	1	0	0	0	5.0	9	5	5	0	0	1	3	1	0
2007	Lancaster-A	2-0	1.37	8	8	0	0	0	46.0	35	10	7	1	0	8	46	2	0
	Portland-AA	8-6	4.28	19	19	1	0	0	96.2	105	51	46	9	4	33	82	3	1
2008	Portland-AA	9-4	2.33	19	19	0	0	0	104.1	72	31	27	5	0	24	101	3	0
	Pawtucket-AAA	0-3	3.38	7	6	0	0	0	40.0	40	16	15	5	0	5	29	0	0
	Boston	1-0	3.60	1	1	0	0	0	5.0	7	2	2	0	0	1	3	0	0
2009	Pawtucket-AAA	4-6	3.13	24	24	0	0	0	126.1	106	47	44	11	1	47	88	5	0
	Boston	1-1	9.56	8	1	0	0	0	16.0	23	17	17	3	0	6	12	3	0
2010	Pawtucket-AAA	6-4	3.66	31	16	0	0	1	105.2	84	43	43	13	2	37	77	4	1
	Boston	0-1	4.70	14	0	0	0	0	15.1	20	8	8	2	0	4	13	2	0
2011	Pawtucket-AAA	3-3	2.73	41	0	0	0	16	52.2	43	19	16	5	1	18	61	1	0
	Boston	0-0	4.05	14	0	0	0	0	20.0	19	9	9	3	0	11	17	3	0
2012	Boston	0-0	3.00	2	0	0	0	0	3.0	2	1	1	1	0	1	3	0	0
	CUBS	0-0	2.95	30	0	0	0	0	36.2	30	12	12	4	1	16	29	1	0
	Iowa-AAA	3-2	2.76	23	0	0	0	2	32.2	19	12	10	2	0	17	35	1	2
MAJOR LEAGUE TOTALS		2-2	4.59	69	2	0	0	0	96.0	101	49	49	13	1	39	77	9	0
MINOR LEAGUE TOTALS		45-34	3.17	201	119	1	0	19	723.0	608	284	255	60	10	225	650	29	4

SV/OPP: 2012 – 0/1 ... Career – 0/1 ... HOLDS: 2012 – 2 ... Career – 3 ... IR/IRS: 2012 – 23/11 ... Career – 42/21

YEAR	AVG	AB	R	H	2B	3B	HR	RBI	SH	SF	HP	BB	SO	SB	CS	PCT	G	PO	A	E	TC	DP
2012	.000	2	0	0	0	0	0	0	0	0	0	0	2	0	0	1.000	32	0	4	0	4	0
M.L. TOTALS	.000	2	0	0	0	0	0	0	0	0	0	0	2	0	0	.923	69	4	8	1	13	1

MICHAEL BOWDEN'S CAREER TRANSACTIONS

- 2005 – Selected by Boston in the supplemental round (47th overall) of draft
- 2012 – Acquired with LHP Hunter Cervenka from Boston 4/21 for OF Marlon Byrd and a cash consideration

MICHAEL BOWDEN'S CAREER HIGHS AND LOWS

- MOST STRIKEOUTS:** 5 – 9/2/11 vs. Texas

MOST HITS ALLOWED: 8 – 8/21/09 vs. New York (A.L.)

MOST WALKS ALLOWED: 3 – 8/21/09 vs. New York (A.L.)


MOST RUNS ALLOWED: 7 (twice), most recently 9/28/09 vs. Toronto
- MOST HOME RUNS ALLOWED:** 2 (twice), most recently 9/4/11 vs. Texas

MOST CONSECUTIVE SCORELESS INNINGS: 13.0 – 9/6-10/2/12 (11 games)

78 Michael Brenly – C



BATS: Right **THROWS:** Right **HEIGHT:** 6-3 **WEIGHT:** 250 **MLS:** 0
FULL NAME: Michael Robert Brenly
OPENING DAY AGE: 26
BORN: 10/14/86 in San Francisco, CA
RESIDES: Scottsdale, AZ
FAMILY: Married – Elisa
CONTRACT STATUS: Signed through 2013
SIGNED BY: Steve McFarland
HOW ACQUIRED: Selected by Cubs in 36th round of 2008 draft



Non-Roster Invitee

Brenly: Facts and Information

Michael begins his sixth year in the Cubs organization after he was selected by Chicago in the 36th round of the 2008 draft ... is an invitee to major league Spring Training for the second-straight season.

- © Is a .251 career hitter (360-for-1,436) in 415 career minor league contests ... has 68 doubles, 17 home runs and 141 RBI.
- © Behind the dish, has thrown out 124 of 442 would-be base stealers (28.0 percent).
- © Named a Florida State League mid-season All-Star in both 2010 and 2011.
- © Attended the University of Nevada-Las Vegas ... graduated from Notre Dame Preparatory School in Scottsdale, Ariz.
- © His father, Bob, played in the majors for nine seasons, managed the 2001 Arizona Diamondbacks (2001-04) to a World Series title and is currently the television color analyst for the Arizona Diamondbacks after holding a similar position with the Cubs from 2005-12.

Brenly: 2012 Season

Batted .227 (61-for-269) with 13 doubles, six home runs and 28 RBI in 84 games for Double-A Tennessee ... hit .275 (19-for-69) against left-handed pitchers.

- © Played 74 games behind the plate, and threw out 21 of 105 baserunners attempting to steal (20 percent).
- © Batted .290 (20-for-69) with runners in scoring position, including a .364 mark (4-for-11) with the bases loaded.
- © Hit .304 (14-for-46) with four doubles, two homers and seven RBI in 46 June contests.

Brenly: Career Review

2011: Michael appeared in 96 games for Single-A Daytona, his second full season with the club ... was named to the Florida State League mid-season All-Star team for the second-straight year.

- © Had a .997 fielding percentage (2 E/675 TC) in 79 games behind the plate ... threw out 26 of 86 baserunners looking to steal.
- © Batted .206 (69-for-335) with 11 doubles, one homer and 24 RBI.
- © Recorded a season-high 10-game hitting streak, May 20-June 6 ... was 10-for-35 (.286) during the run that was interrupted by a D.L. stint (May 27-June 3) due to a left hamstring strain.

2010: Michael batted .270 (99-for-367) with 16 doubles, five home runs and 35 RBI in a career-high 102 games for Single-A Daytona ... earned Florida State League mid-season All-Star honors ... had a .995 fielding mark (3 E/618 TC) at catcher.

- © Recorded a career-best 20-game hitting streak, June 2-July 21 ... hit .397 (31-for-78) with six doubles, a home run, 14 runs scored and 14 RBI.

2009: Appeared in 94 games for Single-A Peoria, batting .265 (90-for-339) with 18 doubles, four homers and 36 RBI ... was on the minor league D.L., April 9-16, recovering from a concussion.

2008: Made his professional debut by batting .325 (41-for-126) with 10 doubles, one home run and 18 RBI in 39 games for Single-A Boise ... had a .399 on-base percentage.

Brenly: Career Statistics and Transactions

YEAR	TEAM	AVG	G	AB	R	H	2B	3B	HR	RBI	SH	SF	HP	BB	SO	SB-CS	E	OBP	SLG
2008	— Boise-A	.325	39	126	24	41	10	0	1	18	3	1	2	14	28	2-0	4	.399	.429
2009	— Peoria-A	.265	94	339	35	90	18	0	4	36	2	6	3	20	55	2-2	3	.307	.354
2010	— Daytona-A	.270	102	367	48	99	16	0	5	35	1	1	6	29	57	3-1	3	.333	.354
2011	— Daytona-A	.206	96	335	30	69	11	0	1	24	2	4	4	16	53	0-0	2	.248	.248
2012	— Tennessee-AA	.227	84	269	24	61	13	0	6	28	5	0	0	26	59	1-2	2	.295	.342
MINOR LEAGUE TOTALS		.251	415	1436	161	360	68	0	17	141	13	12	15	105	252	8-5	14	.306	.334

MICHAEL BRENLy'S CAREER TRANSACTIONS

2008 – Selected by Cubs in 36th round of draft (scout: Steve McFarland)

55 Alberto Cabrera – RHP



BATS: Right **THROWS:** Right **HEIGHT:** 6-4 **WEIGHT:** 210 **MLS:** 0+64
FULL NAME: Alberto Antonio Cabrera
OPENING DAY AGE: 24
BORN: 10/25/88 in Las Matas De Farfan, D.R.
RESIDES: Las Matas De Farfan, D.R.
CONTRACT STATUS: Signed through 2013
SIGNED BY: Jose Serra and Sandy Nin
HOW ACQUIRED: Signed by Cubs as a non-drafted free agent 7/7/05



Cabrera: Facts and Information

Alberto begins his eighth professional season in the organization, having made his major league debut with 25 relief appearances for Chicago last season ... was added to the 40-man roster, November 19, 2010.

- © Owns a 40-35 career minor league record with six saves and a 4.59 ERA (299 ER/586.1 IP) in 155 games (94 starts).
- © Has struck out 498 batters compared to 258 walks in 586.1 career minor league innings.
- © Pitched solely out of the bullpen in 2012 after making 26 starts in 2011 between Double-A Tennessee and Triple-A Iowa.
- © Has surrendered 49 home runs in 586.1 minor league innings of work.

Cabrera: 2012 Season

Alberto made his major league debut, going 1-1 with a 5.40 ERA (13 ER/21.2 IP) in 25 relief appearances for the Cubs after he was recalled from Triple-A Iowa, August 1 ... stranded seven of 10 inherited runners for Chicago.

- © Pitched to a 2.45 ERA (3 ER/11.0 IP) in his final 11 games dating to September 5 in Washington.
- © Surrendered just one home run in 21.2 innings pitched.
- © His 27 strikeouts in 21.2 innings pitched translated to an average of 11.2 punchouts per 9.0 innings of work.
- © Limited opponents to a .205 batting average (16-for-78), including a .133 average (4-for-30) by left-handed hitters.
- © Earned his first career major league victory, September 21 vs. St. Louis, fanning two in a perfect 11th inning.
- © Twice went a season-high 2.0 innings, most recently September 27 at Colorado.
- © Combined to go 4-1 with five saves and a 3.11 ERA (19 ER/55.0 IP) in 36 relief appearances between Double-A Tennessee and Iowa to start the year.
 - ♦ Struck out 74 batters in 55.0 innings pitched, good for an average of 12.1 strikeouts per 9.0 innings ... walked just 14.
- © Began the year with Tennessee, and went 2-1 with five saves and a 2.52 ERA (10 ER/35.2 IP) in 23 relief appearances ... limited right-handed hitters to a .171 batting average (13-for-76).
- © Promoted to Iowa, June 27, and was 2-0 with a 4.19 ERA (9 ER/19.1 IP) in 13 relief appearances prior to his major league call-up ... struck out 29 and walked four.
- © Pitched in six games with Toros del Este in the Dominican Winter League, posting no record with a 3.14 ERA (5 ER/14.1 IP).

Cabrera: Career Review

2011: Alberto went 9-8 with a 6.16 ERA (94 ER/137.1 IP) in 28 games (26 starts) between Double-A Tennessee and Triple-A Iowa ... saw Triple-A action for the first time in his career.

- © Set career marks in wins and innings pitched ... matched career highs in games and games started.
- © Began the season with the Smokies, going 6-2 with a 5.36 ERA (29 ER/48.2 IP) in nine starts ... he fanned 34 compared to walking 21 in 48.2 innings of work.
- © Earned the victory in his final two starts with Tennessee before being promoted to Triple-A Iowa, May 28.
- © Posted a 6.60 ERA (65 ER/88.2 IP) with a 3-6 record in 19 games (17 starts) with Iowa.
- © Posted a 3.04 ERA (9 ER/26.2 IP) in five July starts, lowering his ERA from 8.39 to 6.05 during the stretch ... his 3.04 ERA in July ranked sixth best in the league for the month.
- © In eight games (three starts) with the Toros del Este of the Dominican League, went 0-1 with a 4.74 ERA (10 ER/19.0 IP), seven walks and 10 strikeouts.

2010: Alberto went 7-9 with a 4.24 ERA (64 ER/136.0 IP) in 28 games (26 starts) between Single-A Daytona and Double-A Tennessee ... struck out 125 batters and walked only 50 in 136.0 innings pitched.

- © Set career marks in games, starts and strikeouts.
- © When tossing 6.0 or more innings with Daytona, went 5-1 with a 1.63 ERA (9 ER/49.2 IP) in eight games.
- © Did not allow an earned run in 14.0 innings of work, August 22-September 1, while with Daytona.
- © Posted a 3.28 ERA (34 ER/93.1 IP) with a 7-5 record and one complete game in 18 games (17 starts) with Daytona (two stints).
- © Garnered a 1.64 ERA (4 ER/22.0 IP) with a 2-1 mark, 18 strikeouts and just two walks in four April starts.
- © Tossed a 7.0-inning complete game shutout, September 1, for Daytona at Clearwater.
- © Between two stints with Tennessee, had a 6.33 ERA (30 ER/42.2 IP) with a 0-4 record in 10 games (nine starts).

Cabrera: Career Review

2009: Compiled an 8-2 mark with one save and a 4.48 ERA (48 ER/96.1 IP) in 27 games (eight starts) with Single-A Peoria.

- Went 3-1 with a 4.08 ERA (16 ER/35.1 IP) as a starter compared to a 5-1 ledger with a 4.72 ERA (32 ER/61.0 IP) in relief.
 - Posted a 3.73 ERA (21 ER/50.2 IP) prior to the All-Star break ... owned a 5.32 ERA (27 ER/45.2 IP) in the second half of the season.
 - Opponents hit just .217 (28-for-129) against him with runners in scoring position.
- Owned a career-high 14.0-inning scoreless streak, April 29-May 9.
 - Had a monthly-best 2.61 ERA (6 ER/20.2 IP) with a 3-1 record in five May games (one start).
 - Won eight of his last 10 decisions, including a career-high five-game winning streak, May 27-August 26.

2008: Went 4-6 with a 5.71 ERA (33 ER/52.0 IP) in 12 games (11 starts) with Single-A Peoria ... won his final three decisions, May 24-June 7, after dropping his previous six, April 11-May 19.

2007: In nine starts for Single-A Boise, went 3-3 with a 5.40 ERA (23 ER/38.1 IP), 33 strikeouts and 18 walks ... was sidelined, August 28-September 6, with a right shoulder strain.

2006: Appeared in 15 games (14 starts) with the Cubs Dominican Summer League team in his first professional season, going 5-6 with a 2.27 ERA (18 ER/71.1 IP), 55 strikeouts and 18 walks.

Cabrera: Career Statistics and Transactions

YEAR	TEAM	W-L	ERA	G	GS	CG	SHO	SV	IP	H	R	ER	HR	HB	BB	SO	WP	BK
2006	Dominican-R	5-6	2.27	15	14	0	0	0	71.1	69	34	18	4	6	18	55	6	1
2007	Boise-A	3-3	5.40	9	9	0	0	0	38.1	41	24	23	4	0	18	33	3	0
2008	Peoria-A	4-6	5.71	12	11	0	0	0	52.0	55	39	33	7	1	30	37	2	0
2009	Peoria-A	8-2	4.48	27	8	0	0	1	96.1	94	53	48	6	6	54	73	15	3
2010	Daytona-A	7-5	3.28	18	17	1	1	0	93.1	92	44	34	6	1	26	90	12	1
	Tennessee-AA	0-4	6.33	10	9	0	0	0	42.2	57	39	30	1	3	24	35	8	1
2011	Tennessee-AA	6-2	5.36	9	9	0	0	0	48.2	60	36	29	4	2	21	34	4	0
	Iowa-AAA	3-6	6.60	19	17	0	0	0	88.2	118	67	65	11	3	53	67	11	0
2012	Tennessee-AA	2-1	2.52	23	0	0	0	5	35.2	30	15	10	2	0	10	45	1	0
	Iowa-AAA	2-0	4.19	13	0	0	0	0	19.1	29	13	9	4	2	4	29	2	0
	CUBS	1-1	5.40	25	0	0	0	0	21.2	16	15	13	1	1	18	27	5	0
MINOR LEAGUE TOTALS		40-35	4.59	155	94	1	1	6	586.1	645	364	299	49	24	258	498	64	6

SV/OPP: 2012 & Career – 0/0 ... HOLDS: 2012 & Career – 1 ... IR/IRS: 2012 & Career – 10/3

YEAR	AVG	AB	R	H	2B	3B	HR	RBI	SH	SF	HP	BB	SO	SB	CS	PCT	G	PO	A	E	TC	DP
2012/Career	.000	0	0	0	0	0	0	0	0	0	0	0	0	0	0	.750	25	2	1	1	4	0

ALBERTO CABRERA'S CAREER TRANSACTIONS

2005 – Signed by the Cubs as a non-drafted free agent 7/7 (scouts: Jose Serra and Sandy Nin)

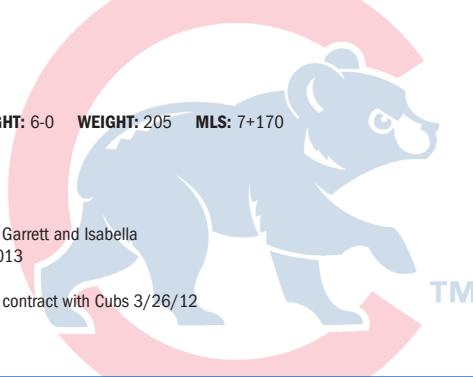
ALBERTO CABRERA'S CAREER HIGHS AND LOWS

MOST STRIKEOUTS: 2 (11 times), most recently 9/27/12 @ Colorado	MOST WALKS ALLOWED: 3 (twice), most recently 9/23/12 vs. St. Louis
MOST HITS ALLOWED: 2 (four times), most recently 9/4/12 @ Washington	LONGEST RELIEF APPEARANCE: 2.0 innings (twice), most recently 9/27/12 @ Colorado
MOST RUNS ALLOWED: 3 – 8/21/12 @ Milwaukee	LONGEST SCORELESS INNINGS STREAK: 3.0 innings – 8/11-17/12

54 Shawn Camp – RHP



BATS: Right **THROWS:** Right **HEIGHT:** 6-0 **WEIGHT:** 205 **MLS:** 7+170
FULL NAME: Shawn Anthony Camp
OPENING DAY AGE: 37
BORN: 11/18/75 in Fairfax, VA
RESIDES: Haymarket, VA
FAMILY: Married — Heidi ... Children — Garrett and Isabella
CONTRACT STATUS: Signed through 2013
SIGNED BY: Pete Kendall (San Diego)
HOW ACQUIRED: Signed minor league contract with Cubs 3/26/12



Camp: Facts and Information

Shawn enters his second season with Chicago after joining the Cubs as a minor league free agent, March 26, 2012 ... has pitched in all or parts of nine major league seasons with Kansas City (2004-05), Tampa Bay (2006-07), Toronto (2008-11) and the Cubs (2012).

- Ⓢ In 512 career big league games, has posted a 28-32 record with 12 saves, a 4.29 ERA (270 ER/566.0 IP) and 389 strikeouts.
- Ⓢ In 2012, tied for the major league lead with a career-high 80 relief appearances ... became just the ninth Cub to reach 80 games pitched in a season.
- Ⓢ Ranks second among major league relievers with 296.0 innings pitched since the start of the 2009 season ... ranks tied for seventh with 276 relief appearances during the four-year span.
- Ⓢ Made 137 relief appearances in the 2010-11 seasons, the sixth-most among American League relievers during the span ... made 196 appearances from 2009-11, ranking third in the A.L. during the period.
- Ⓢ In 2006 with Tampa Bay, ranked second in the A.L. with seven relief wins and tied for second with 75 games pitched.
- Ⓢ Named to the Pioneer League All-Star Team in 1997 after leading the league in saves (12), appearances (30), games finished (24) and relief points (38).
- Ⓢ Played college baseball at the University of North Alabama and George Mason University ... one of four George Mason alumni to play in the majors, joining Mike Draper (1993), Chris Widger (1995-2005) and Mike Colangelo (1999, 2001-02).
- Ⓢ Is a 1994 graduate of Robinson High School in Fairfax, Va.
- Ⓢ Participated in the 2013 Cubs Caravan.

Camp: 2012 Season

After joining the Cubs as a minor league free agent, March 26, went on to tie for the major league lead with a career-high 80 relief appearances ... his 77.2 innings pitched ranked fifth-most among National League relievers.

- Ⓢ Went 3-6 with two saves and a 3.59 ERA (31 ER/77.2 IP) in his 80 outings ... walked 21 and struck out 54.
- Ⓢ Became just the ninth Cub to reach 80 games pitched in a season.
 - His 80 appearances tied for the major league lead with Colorado's Matt Belisle, the Dodgers Randy Choate and the Yankees Boone Logan.
- Ⓢ Retired 57 of 80 first batters faced ... stranded 15 of 22 inherited runners ... recorded two saves in six opportunities.
- Ⓢ Recorded a team-leading and career-high 18 holds ... his previous career mark was 13 holds with Toronto in 2010.
- Ⓢ Tossed a season-high 2.0 innings of relief seven times, most recently June 18 at the White Sox.
- Ⓢ Had a 1.95 road ERA (7 ER/32.1 IP) in 31 games compared to a 4.76 ERA (24 ER/45.1 IP) in 49 home games.
- Ⓢ Posted a 1.35 ERA (2 ER/13.1 IP) in 13 May contests ... in July, had a 1.54 ERA (2 ER/11.2 IP) in 13 games ... did not allow a run in the month of September, spanning 10 games and 9.0 innings pitched.
- Ⓢ Recorded victories in consecutive games, May 13 in St. Louis and May 14 in Milwaukee.
- Ⓢ Picked up his first save as a Cub, June 12 vs. Detroit ... was his first save since September 9, 2011 at Cleveland with Toronto.
- Ⓢ Recorded a team season-high 13.1-straight scoreless innings from June 18-July 14.
- Ⓢ Pitched in his 500th career game, August 31 vs. San Francisco.
- Ⓢ Allowed just one extra-base hit in his final 13 games played, spanning 12.0 innings of work ... that was a Justin Maxwell home run on the season's final day, October 3 vs. Houston.
- Ⓢ Signed a one-year big league deal with Seattle, February 3 ... was released, March 23.

MOST GAMES PITCHED IN 2012

Rank	Pitcher (Team)	Games
1.	Shawn Camp (CHI)	80
	Matt Belisle (COL)	80
	Randy Choate (MIA-LAD)	80
	Boone Logan (NYY)	80
5.	Mitchell Boggs (STL)	78
	Jose Mijares (KC-SF)	78
	Francisco Rodriguez (MIL)	78

Camp: Career Review

2011: Appeared in a team-high 67 games in his fourth and final season with Toronto, going 6-3 with one save and a 4.21 ERA (31 ER/66.1 IP) ... induced 12 double plays, tops among A.L. relievers.

- Ⓢ Through April and May was 0-1 with a 2.42 ERA (7 ER/26.0 IP) in 24 games.
 - Over his next 23 games was 1-1 with a 8.44 ERA (20 ER/21.1 IP).
- Ⓢ In his final 20 games, was 5-1 with a 1.89 ERA (4 ER/19.0 IP, which included a club-high five wins in September.
- Ⓢ Won three-straight team decisions from September 1-7, which is the most consecutive since John Frascatore in 1999, who also won three.
- Ⓢ In 26 daytime appearances this season was 3-2 with a 2.06 ERA (6 ER/26.1 IP).

Camp: Career Review (Continued)

2010: Posted a 4-3 record, two saves and a 2.99 ERA (24 ER/72.1 IP) in 70 relief appearances with Toronto, leading the club in appearances and relief innings.

- © Made 40 of his 70 appearances before the All-Star break, posting a 3-1 record with a 2.53 ERA (13 ER/46.1 IP) in the first half ... went 1-2 with two saves and a 3.81 ERA (11 ER/26.0 IP) in the second half.
- © Induced nine double plays to lead Blue Jays relievers while ranking tied for eighth in the American League.

2009: Went 2-6 with one save, a 3.50 ERA (31 ER/79.2 IP) and a career-high 58 strikeouts in 59 relief appearances with Toronto ... worked 2.0 innings or more in 18 of 59 appearances.

2008: After signing a minor league deal with Toronto, January 8, 2008, went 3-1 with a 4.12 ERA (18 ER/39.1 IP) and 31 strikeouts in 40 games in his first season with the Blue Jays ... held opponents to a .263 batting average (40-for-152), including a .204 mark (19-for-93) by right-handed hitters.

2007: Made 50 appearances for Tampa Bay before being optioned to Triple-A Durham, July 28.

- © Broke the Rays record for most appearances before the All-Star break (45).
- © Allowed opponents to bat .368 (63-for-171) against him, the highest mark among major league relievers.

2006: After signing a one-year major league deal with Tampa Bay, January 17, set franchise records with seven relief wins and 75 appearances in his first full season in the majors ... went 7-4 with four saves and a 4.68 ERA (39 ER/75.0 IP) in 75 games ... ranked second in the American League in relief wins and tied for second in games pitched.

2005: Compiled a 1-4 record with a 6.43 ERA (35 ER/49.0 IP) in 29 appearances with Kansas City before he was designated for assignment, May 26 ... cleared waivers, June 2, was outrighted to Triple-A Omaha and had his contract selected, July 25.

2004: After signing a minor league deal with Kansas City, October 29, 2003, made his major league debut with the Royals, tallying a 2-2 record with two saves and a 3.92 ERA (29 ER/66.2 IP).

- © Allowed just eight of 33 inherited runners to score, ranking 11th in the American League and 18th in the majors in inherited runners scored percentage (24.2).
- © Made major league debut Opening Day vs. the White Sox ... collected first major league victory, April 24 vs. Minnesota.
- © Recorded first-career save, June 29 vs. Baltimore.

2003: Was a non-roster invitee to major league Spring Training with Pittsburgh ... combined to go 0-3 with a 4.73 ERA (38 ER/71.1 IP) and 71 strikeouts in 51 appearances (one start) between Triple-A Nashville and Double-A Altoona.

2002: Spent the entire season with Triple-A Nashville, posting a 4-1 record, two saves, a 3.24 ERA (21 ER/58.1 IP) and 59 strikeouts in 39 relief appearances.

2001: Was acquired by Pittsburgh along with OF Shawn Garrett, July 10, in exchange for OF Emil Brown ... combined to go 11-2 with a 3.94 ERA (39 ER/96.0 IP) and 95 strikeouts in 58 games (five starts) between Double-A Mobile, Triple-A Portland, Double-A Altoona and Triple-A Nashville.

2000: Combined to go 4-3 with seven saves, a 2.19 ERA (19 ER/78.0 IP) and 71 strikeouts in 59 appearances between Single-A Rancho Cucamonga and Double-A Mobile.

1999: Went 1-5 with six saves, a 3.95 ERA (29 ER/66.0 IP) and 78 strikeouts for Single-A Rancho Cucamonga ... ranked fifth in the California League with 10.64 strikeouts per 9.0 innings and tied for fifth in strikeouts.

1998: Posted a 3-5 record, 13 saves, a 2.62 ERA (16 ER/55.0 IP) and 62 strikeouts in 47 games for Single-A Clinton ... posted a 3.1 strikeouts-to-walk ratio (20 BB).

1997: Was 2-1 with 12 saves and a 5.51 ERA (20 ER/32.2 IP) in 30 relief appearances for Rookie-League Idaho Falls in his first professional season ... named to the Pioneer League All-Star Team after leading the league in saves, appearances, games finished (24) and relief points (38).

Camp: Career Statistics and Transactions

YEAR	TEAM	W-L	ERA	G	GS	CG	SHO	SV	IP	H	R	ER	HR	HB	BB	SO	WP	BK
1997	Idaho Falls-R	2-1	5.51	30	0	0	0	12	32.2	41	22	20	3	2	14	41	4	0
1998	Clinton-A	3-5	2.62	47	0	0	0	13	55.0	48	19	16	0	7	20	62	6	1
1999	Rancho Cucamonga-A	1-5	3.95	53	0	0	0	6	66.0	68	37	29	4	1	25	78	7	1
2000	Rancho Cucamonga-A	1-0	1.45	14	0	0	0	6	18.2	10	3	3	0	2	5	18	2	0
	Mobile-AA	3-3	2.43	45	0	0	0	1	59.1	47	23	16	4	1	30	53	4	0
2001	Mobile-AA	6-2	4.44	35	1	0	0	0	48.2	46	24	24	2	6	15	55	2	0
	Portland-AAA	1-0	0.00	4	1	0	0	0	7.0	2	0	0	0	0	1	6	0	0
	Altoona-AA	4-0	4.24	8	3	0	0	0	23.1	25	14	11	3	3	8	19	1	1
	Nashville-AAA	0-0	2.12	11	0	0	0	0	17.0	11	4	4	1	0	8	15	0	0
2002	Nashville-AAA	4-1	3.24	39	0	0	0	2	58.1	50	22	21	5	6	15	59	0	1
2003	Nashville-AAA	0-1	4.98	33	1	0	0	0	43.1	50	26	24	2	2	15	36	4	0
	Altoona-AA	0-2	4.34	18	0	0	0	0	29.0	26	14	14	2	4	11	35	2	0
2004	Omaha-AAA	1-1	5.32	15	0	0	0	1	22.0	26	14	13	2	1	6	21	1	0
	Kansas City	2-2	3.92	42	0	0	0	2	66.2	74	37	29	10	5	16	51	2	1
2005	Omaha-AAA	3-6	3.86	21	7	0	0	1	67.2	71	36	29	9	3	22	42	2	0
	Kansas City	1-4	6.43	29	0	0	0	0	49.0	69	40	35	4	4	13	28	3	0
2006	Tampa Bay	7-4	4.68	75	0	0	0	4	75.0	93	43	39	9	7	19	53	4	0
2007	Tampa Bay	0-3	7.20	50	0	0	0	0	40.0	63	33	32	7	3	18	36	2	0
	Durham-AAA	0-1	1.17	12	0	0	0	4	15.1	13	2	2	0	2	2	16	0	0
2008	Syracuse-AAA	1-0	0.00	7	0	0	0	4	10.0	4	0	0	0	0	0	13	0	0
	Toronto	3-1	4.12	40	0	0	0	0	39.1	40	18	18	2	2	11	31	0	0
2009	Toronto	2-6	3.50	59	0	0	0	1	79.2	73	36	31	7	4	29	58	0	0
2010	Toronto	4-3	2.99	70	0	0	0	2	72.1	71	26	24	8	4	18	46	2	0
2011	Toronto	6-3	4.21	67	0	0	0	1	66.1	79	36	31	3	6	22	32	0	0
2012	CUBS	3-6	3.59	+80	0	0	0	2	77.2	79	32	31	7	0	21	54	1	0
MAJOR LEAGUE TOTALS		28-32	4.29	512	0	0	0	12	566.0	641	301	270	57	35	167	389	14	1
MINOR LEAGUE TOTALS		30-28	3.55	392	13	0	0	50	573.1	538	260	226	37	40	197	569	35	4

+Tied For Major League Lead

SV/OPP: 2012 – 2/6 ... Career – 12/28 ... HOLDS: 2012 – 18 ... Career – 77 ... IR/IRS: 2012 – 22/7 ... Career – 341/112

YEAR	AVG	AB	R	H	2B	3B	HR	RBI	SH	SF	HP	BB	SO	SB	CS	PCT	G	PO	A	E	TC	DP
2012	.000	0	0	0	0	0	0	0	0	0	0	0	0	0	0	.875	80	4	10	2	16	0
M.L. TOTALS	1.000	1	0	1	0	0	0	0	1	0	0	0	0	0	0	.954	512	40	85	6	131	10

LAST HIT: 5/23/10 at Arizona (single off Saul Rivera) ... number of at-bats since then – 0

SHAWN CAMP'S CAREER TRANSACTIONS

1997 – Selected by San Diego in the 16th round of draft (scout: Pete Kendall)
2001 – Acquired by Pittsburgh from San Diego along with OF Shawn Garrett 7/10 for OF Emil Brown
2003 – Declared minor league free agency 10/15 ... signed a minor league deal with Kansas City 10/29
2005 – Declared free agency 12/21
2006 – Signed a one-year major league contract with Tampa Bay 1/17
2007 – Elected free agency 10/31
2008 – Signed a minor league contract with Toronto 1/8
2011 – Elected free agency 10/30
2012 – Signed a one-year major league deal with Seattle 2/3 ... released 3/23
2012 – Signed a minor league contract with Cubs 3/26 ... elected free agency 10/29
2012 – Signed a one-year major league contract with Cubs 11/19


SHAWN CAMP'S CAREER HIGHS AND LOWS

MOST STRIKEOUTS: 7 – 6/25/07 vs. Chicago (A.L.)	LONGEST WINNING STREAK: 5 games – 9/1-28/11
MOST HITS ALLOWED: 9 – 7/22/07 @ New York (A.L.)	LONGEST LOSING STREAK: 6 games – 9/10/06-5/8/08
MOST WALKS ALLOWED: 4 (twice), most recently 5/11/10 @ Boston	LONGEST RELIEF APPEARANCE: 5.0 innings – 7/24/04 @ Cleveland
MOST RUNS ALLOWED: 7 – 6/1/11 vs. Cleveland	MOST CONSECUTIVE SCORELESS INNINGS: 13.1 – 6/18-7/14/12

76 Drew Carpenter – RHP



BATS: Right **THROWS:** Right **HEIGHT:** 6-3 **WEIGHT:** 240 **MLS:** 0+122
FULL NAME: Andrew James Rudolph Carpenter
OPENING DAY AGE: 27, turns 28 on May 18
BORN: 5/18/85 in Fairfield, CA
RESIDES: Moreno Valley, CA
FAMILY: Married – Carrie ... Children – Cali
CONTRACT STATUS: Signed through 2013
SIGNED BY: Tim Kissner (Philadelphia)
HOW ACQUIRED: Signed a minor league contract with Cubs 12/22/12



Non-Roster Invitee

Carpenter: Facts and Information

Drew joins the Cubs as a non-roster invitee to Spring Training having pitched in parts of the last five seasons with Philadelphia (2008-11), San Diego (2011) and Toronto (2012) ... owns a 1-1 record with a 7.56 ERA (28 ER/33.1 IP) in 23 games (one start) in the big leagues.

- © His 12 appearances in 2011 between the Phillies and Padres marked his most extensive major league action in a season.
- © Has struck out 33 in 33.1 major league innings (8.9 strikeouts per 9.0 innings pitched).
- © Owns a 56-39 record with a 3.50 ERA (304 ER/782.1 IP) in 174 games (117 starts) in seven seasons at the minor league level.
- © Has recorded 611 strikeouts compared to 233 walks in the minors.
- © Originally selected by the Philadelphia Phillies in the second round of the 2006 draft out of Long Beach State.
- © Is a 2003 graduate of Vacaville (Calif.) High School, where he was a member of the National Honor Society.
- © Earned team MVP honors three times during his high school career.

Carpenter: 2012 Season

Began the year in Toronto's system and made six July relief appearances with the Blue Jays before he was designated for assignment, August 4 ... he elected free agency and signed a minor league deal with the Mets, August 9, pitching for Double-A Binghamton and Triple-A Buffalo in the season's final month.

- © After starting the year with Triple-A Las Vegas, had his contract purchased by Toronto, July 3.
- © Posted a 5.00 ERA (5 ER/9.0 IP) in six relief appearances ... recorded a career-high five strikeouts in 4.0 innings of work, July 25 vs. Oakland.
- © Went a combined 6-3 with three saves and a 3.09 ERA (29 ER/84.1 IP) in 31 games (12 starts) between Binghamton, Las Vegas and Buffalo.
- © Struck out 72 while issuing just 21 free passes in 84.1 innings.
- © Allowed just one earned run in 9.2 innings (0.93 ERA) in 10 games in the Mets minor league system between Binghamton and Buffalo.

Carpenter: Career Review

2011: Transitioned to the bullpen and combined to make 12 relief appearances between Philadelphia and San Diego, going 0-0 with a 7.98 ERA (13 ER/14.2 IP) ... struck out 16 while issuing just seven free passes.

- © Promoted to Philadelphia, June 28, after going 5-0 with a 1.58 ERA (8 ER/45.2 IP) in 24 games (one start) with Triple-A Lehigh Valley.
- © Posted a 7.71 ERA (8 ER/9.1 IP) in six relief appearances for the Phillies before he was optioned back to Lehigh, July 30.
- © Claimed off waivers by San Diego, September 2 ... went on to post an 8.44 ERA (5 ER/5.1 IP) in six relief outings despite holding the opponent scoreless in four games.
- © All told, went 5-1 with a 1.79 ERA (12 ER/60.1 IP) in 34 games (one start) in two stints with Lehigh Valley.
- © Issued just 11 walks while striking out 65 in 60.1 minor league innings ... his 5.91 strikeout-to-walk ratio was a career-best.
- © Limited opponents to a .213 batting average (48-for-225) with Lehigh Valley.
- © Claimed off waivers by Toronto, November 18.

2010: Made his first career Opening Day roster with the Phillies, however, spent a majority of the year in Triple-A Lehigh Valley's starting rotation, going 8-11 with a 4.05 ERA (68 ER/151.0 IP) in 27 starts ... struck out 116 and walked 54.

- © Broke camp with the Phillies, but did not appear in a game before he was optioned to Lehigh Valley, April 8.
- © Recalled, July 20 at St. Louis, and entered the contest to replace injured starter Jamie Moyer ... allowed three runs in 3.0 innings and was tagged with the setback ... was his lone outing with Philadelphia.
- © Held opponents to a .208 batting average (27-for-130) with runners in scoring position at Lehigh Valley.

2009: In three stints with the Phillies (May 16, July 23-25 and September 11-13), Drew went 1-0 with an 11.12 ERA (7 ER/5.2 IP) in three games (one start).

- © Earned his first career major league victory, May 16 at Washington, in a rain-shortened, five-inning affair.
- © Began the season with Triple-A Lehigh Valley, compiling an 11-6 record with a 3.35 ERA (58 ER/156.0 IP) in 25 games (24 starts).
- © Set a career-high with 120 strikeouts in 156.0 innings pitched.
- © Won five consecutive starts with Lehigh Valley, May 26-June 16.
- © Pitched at least 7.0 innings in 10 of his 25 games.
- © Held right-handed hitters to a .241 batting average (84-for-348) while recording 71 punch outs at Lehigh.

Carpenter: Career Review (Continued)

2008: Made his major league debut during a relief appearance with the Phillies despite having pitched no higher than Single-A prior to the season ... went 9-12 with a 4.59 ERA (78 ER/153.0 IP) and 106 strikeouts in 25 starts between Single-A Clearwater, Double-A Reading and Triple-A Lehigh Valley.

- Ⓢ Promoted from Reading, August 27, and made his major league debut that night vs. the Mets, tossing a scoreless inning of relief ... optioned back to Reading postgame.

Ⓢ Placed on Reading's seven-day disabled list, May 30-June 16, with turf toe on his right foot.
- Ⓢ Threw two complete games with Clearwater, a 7.0-inning shutout June 27 at St. Lucie, and a 9.0-inning effort, July 21 at Jupiter.

Ⓢ Was named Phillies Minor League Pitcher of the Week, August 18-24, with Reading.

Ⓢ Recorded a season-high eight strikeouts, August 22 at Trenton, while with Reading.

2007: Appeared in 27 games (24 starts) with Single-A Clearwater, going 17-6 with a 3.20 ERA (58 ER/163.0 IP) with 116 strikeouts and 53 walks ... led the Florida State League in wins and shutouts (two), while finishing second in innings pitched.

- Ⓢ Recorded career-best 10 strikeouts in his first shutout July 19 vs. Dunedin.

Ⓢ Pitched a 7.0-inning perfect game, August 27 vs. Ft. Myers.
- Ⓢ Named Phillies Minor League Pitcher of the Week twice, July 16-22 and August 27-September 3.

Ⓢ Helped Clearwater win the Florida State League Championship by going 2-0 with a 2.92 ERA in two playoff starts.

2006: In his first professional baseball season, Drew went 0-0 with a 0.61 ERA (1 ER/14.2 IP) in five games (four starts) between the Phillies Gulf Coast Rookie League and Single-A Batavia.

Carpenter: Career Statistics and Transactions

YEAR	TEAM	W-L	ERA	G	GS	CG	SHO	SV	IP	H	R	ER	HR	HB	BB	SO	WP	BK
2006	GCL Phillies-R	0-0	0.00	2	1	0	0	0	3.0	2	0	0	0	0	0	4	0	0
	Batavia-A	0-0	0.77	3	3	0	0	0	11.2	10	1	1	0	1	5	12	1	0
2007	Clearwater-A	*17-6	3.20	27	24	3	*2	1	163.0	150	65	58	16	3	53	116	1	0
2008	Clearwater-A	3-3	2.92	8	8	2	1	0	52.1	44	17	17	2	1	9	32	0	0
	Reading-AA	6-8	5.67	16	16	0	0	0	93.2	114	68	59	13	3	30	69	3	0
	Philadelphia	0-0	0.00	1	0	0	0	0	1.0	1	0	0	0	0	1	1	0	0
	Lehigh Valley-AAA	0-1	2.57	1	1	0	0	0	7.0	6	2	2	1	1	3	5	1	0
2009	Lehigh Valley-AAA	11-6	3.35	25	24	0	0	0	156.0	162	67	58	18	1	47	120	5	0
	Philadelphia	1-0	11.12	3	1	0	0	0	5.2	11	7	7	1	1	4	5	0	0
2010	Philadelphia	0-1	9.00	1	0	0	0	0	3.0	5	3	3	1	0	0	2	1	0
	Lehigh Valley-AAA	8-11	4.05	27	27	0	0	0	151.0	152	75	68	18	7	54	116	4	0
2011	Philadelphia	0-0	7.71	6	0	0	0	0	9.1	13	8	8	2	0	4	10	0	0
	Lehigh Valley-AAA	5-1	1.79	34	1	0	0	0	60.1	48	13	12	2	0	11	65	4	1
2012	San Diego	0-0	8.44	6	0	0	0	0	5.1	6	5	5	1	0	3	6	3	0
	Las Vegas-AAA	6-3	3.38	21	12	0	0	0	74.2	83	31	28	10	2	19	56	2	1
	Toronto	0-0	5.00	6	0	0	0	0	9.0	7	5	5	4	0	6	9	1	0
	Binghamton-AA	0-0	0.00	5	0	0	0	3	5.0	4	0	0	0	0	2	10	0	0
	Buffalo-AAA	0-0	1.93	5	0	0	0	0	4.2	5	1	1	1	0	0	6	1	0
MAJOR LEAGUE TOTALS		1-1	7.56	23	1	0	0	0	33.1	43	28	28	9	1	18	33	5	0
N.L. TOTALS		1-1	8.51	17	1	0	0	0	24.1	36	23	23	5	1	12	24	4	0
A.L. TOTALS		0-0	5.00	6	0	0	0	0	9.0	7	5	5	4	0	6	9	1	0
MINOR LEAGUE TOTALS		56-39	3.50	174	117	5	3	4	782.1	780	340	304	81	19	233	611	22	2

*Led League

SV/OPP: 2012 – 0/0 ... Career – 0/1 ... HOLDS: 2012 – 1 ... Career – 1 ... IR/IRS: 2012 – 2/0 ... Career – 7/1

YEAR	AVG	AB	R	H	2B	3B	HR	RBI	SH	SF	HP	BB	SO	SB	CS	PCT	G	PO	A	E	TC	DP
2012	.000	0	0	0	0	0	0	0	0	0	0	0	0	0	0	1.000	6	0	1	0	1	0
M.L. TOTALS	.000	4	0	0	0	0	0	0	0	0	0	0	1	0	0	1.000	23	2	5	0	7	0

DREW CARPENTER'S CAREER TRANSACTIONS

- 2006 – Selected by the Philadelphia Phillies in the second round of the draft (scout: Tim Kissner)
- 2011 – Claimed off waivers by San Diego 9/2
- 2011 – Claimed off waivers by Toronto 11/18
- 2012 – Elected free agency 8/7 ... signed a minor league contract with New York (N.L.) 8/9
- 2012 – Declared a minor league free agent 11/2 ... signed a minor league contract with Cubs 12/22

DREW CARPENTER'S CAREER HIGHS AND LOWS

- MOST STRIKEOUTS:** 5 – 7/25/12 vs. Oakland

MOST HITS ALLOWED: 8 – 5/16/09 @ Washington

MOST WALKS ALLOWED: 3 – 5/16/09 @ Washington

MOST RUNS ALLOWED: 5 – 5/16/09 @ Washington
- MOST HOME RUNS ALLOWED:** 3 – 7/25/12 vs. Oakland

LONGEST RELIEF APPEARANCE: 4.0 innings – 7/25/12 vs. Oakland

MOST CONSECUTIVE SCORELESS INNINGS: 2.0 (four times), most recently 7/30-7/31/12 (two games)

53 Wellington Castillo – C



BATS: Right **THROWS:** Right **HEIGHT:** 5-10 **WEIGHT:** 210 **MLS:** 1+9
FULL NAME: Wellington Andres Castillo
OPENING DAY AGE: 25, turns 26 on April 24
BORN: 4/24/87 in San Isidro, D.R.
RESIDES: San Isidro, D.R.
FAMILY: Married – Kissairy ... Child – Wellington Daniel
CONTRACT STATUS: Signed through 2013
SIGNED BY: Jose Serra
HOW ACQUIRED: Signed by Cubs as a non-drafted free agent 12/8/04



Castillo: Facts and Information

Wellington has seen major league action in parts of the last three seasons, making his major league debut in 2010 ... the 2013 campaign marks his ninth in the organization since he was signed by Chicago as a non-drafted free agent in December of 2004.

- © Saw his most extensive big league action in 2012, hitting .265 (45-for-170) in 52 games for the Cubs.
- © Has batted .261 (53-for-203) with 15 doubles, six home runs and 27 RBI in 63 career contests for Chicago.
- © Was added to the Cubs 40-man roster November 20, 2009.
- © Named a Pacific Coast League mid-season All-Star in 2011.
- © Earned PCL Batter of the Week, June 13-19, 2011 ... he batted .625 (10-for-16) with three doubles, three homers and 12 RBI in four games.
- © Selected as the organization's sixth-best prospect heading into 2012 by **Baseball America** ... the publication named him the fifth-best prospect heading into the 2009 season.
- © Was named to the 2008 All-Star Futures Game as the starting catcher for the World Team ... went 0-for-2 at the dish.
- © The right-handed hitter has batted .268 (500-for-1,867) with 98 doubles and 277 RBI in 547 minor league contests.
- © Participated in the 2010 Cubs Caravan.

Castillo: 2012 Season

Wellington spent a majority of the season at the big league level, appearing in 52 games for Chicago ... he hit .265 (45-for-170) with 11 doubles, five homers and 22 RBI, and made 46 starts behind the plate for the Cubs.

- © Opened the year with Triple-A Iowa ... was recalled by Chicago, April 26, when Steve Clevenger landed on the D.L. with a strained oblique.
- © Optioned to Iowa, June 18, but was recalled, July 31.
- © Hit .476 (20-for-42) with a 1.199 OPS against left-handed pitching ... had a .195 batting average (25-for-128) against righties.
- © Batted 48 points higher on the road (.289/24-for-83) than at home (.241/21-for-87).
- © Posted a .311 batting average and a .386 on-base percentage in 42 games from May 17-September 26.
- © Threw out seven of 40 baserunners attempting to steal.
- © Allowed four passed balls and committed seven errors.
- © Fifteen of his 22 RBI came with two outs in an inning ... batted .300 (18-for-60) with two outs in a frame.
- © Recorded a career-high three hits, May 11 in Milwaukee.
- © Drove in a career-high four runs, May 17 vs. Philadelphia.
- © Placed on the 15-day disabled list, May 22 (retroactive to May 19), with a MCL sprain in his right knee.
- © Played in five rehab games with Double-A Tennessee, batting .364 (4-for-11) with two homers and six RBI, before he was activated, June 14.
- © Recorded a career-high seven-game hitting streak, spanning his two stints with the big league club, from June 16-August 8 ... batted .333 (9-for-27) with two homers and three RBI during the run.
- © Batted .290 (20-for-69) in September with a .390 on-base percentage.
- © Hit .260 (38-for-146) with six doubles, six home runs and 22 RBI in 44 games spanning two stints for Iowa.

Castillo: Career Review

2011: Wellington hit .287 (79-for-275) with 15 doubles, 16 homers and 42 RBI in 75 games between Rookie-League Mesa, Single-A Daytona and Triple-A Iowa ... saw action with the big league club for the second-straight season (four games).

- © Hit .154 (2-for-13) in four games, all starts behind the dish, with the Cubs, May 11-29.
- © Suffered a thumb injury during Spring Training and opened the season rehabbing with Daytona ... hit .238 (10-for-42) with six runs, two doubles, one homer and seven RBI in 12 games with the D-Cubs.
- © Spent a majority of the season with Iowa, posting a .286 average (65-for-227) with 38 runs, nine doubles, 15 home runs and 35 RBI in 61 games at the Triple-A level.
- © Threw out 16 of 55 baserunners attempting to steal (29.1-percent) with Iowa.
- © Posted a .313 average (21-for-67) off southpaws compared to a .275 mark (44-for-160) against right-handed pitchers at the Triple-A level.
- © Boasted a career-high 15-game hitting streak, May 30-June 18 ... it was the longest hitting streak for the I-Cubs in 2011.
- © Batted .357 (30-for-84) with 18 runs, 10 walks, six doubles, eight home runs and 21 RBI in 22 June contests ... his .714 slugging percentage in June ranked fourth in the Pacific Coast League.
- © Tabbed PCL Batter of the Week, June 13-19, after batting .625 (10-for-16) with three doubles, three homers and 12 RBI in four games.
- © Belted a team-high and career-high six RBI on June 17 at Albuquerque.
- © Was on the seven-day disabled list, July 28-August 12, with a right hamstring strain ... he appeared in two rehab games with Rookie-League Arizona, going 4-for-6 (.667) with two runs and three doubles.
- © Was shut down for the season, August 30, with a right hamstring strain.

Castillo: Career Review (Continued)

2010: Wellington saw his first major league action, playing in seven games with the Cubs after spending the majority of the season with Triple-A Iowa ... batted .300 (6-for-20) with four doubles, a homer and five RBI for Chicago.

- © Had two stints with the major league club: August 10-22 and September 3 through the end of the season.
- © Made his major league debut, August 11 in San Francisco, going 1-for-3 as the starting catcher – collected his first career hit in his first plate appearance, a double to left in the second inning off Barry Zito.
- © Made five starts behind the dish ... team went 2-3 in those contests.
- © With Triple-A Iowa, batted .255 (61-for-239) with 17 doubles, 13 homers and 59 RBI in 69 contests ... threw out 18 of 46 baserunners looking to steal (39.1-percent).
- © Owned a .269 average (46-for-171) against right-handed pitchers at the Triple-A level compared to a .221 mark (15-for-68) against south-paws.
- © Boasted a .290 batting average (20-for-69) after the Triple-A All-Star break ... hit 41-for-170 (.241) in the first half.
- © Hit .270 or better in three separate months: April (.270), July (.277) and August (.286).
- © Played for Tigres del Licey in the Dominican Winter League.

2009: Wellington hit .232 (74-for-319) for Double-A Tennessee, collecting 16 doubles, 11 homers and 39 RBI in 95 games.

- © Batted .263 (25-for-95) against left-handed pitching compared to a .219 mark (49-for-224) off right-handed pitchers.
- © Posted a .318 average (41-for-129) with 12 doubles, five homers and 21 RBI after the All-Star break.
- © Went 3-for-11 (.273) with two doubles and eight RBI with the bases loaded.
- © Enjoyed a season-high 12-game hitting streak, July 16-August 2 ... batted .457 (21-for-46) with eight multi-hit affairs during the stretch.
- © Hit .282 (24-for-85) with nine doubles, one homer and 11 RBI in his final 27 games of the season.

2008: Wellington spent a majority of the season with Double-A Tennessee, batting .298 (59-for-198) in 57 games ... all told, played in 91 games between Single-A Daytona, Tennessee and Triple-A Iowa, batting 93-for-324 (.287) with a career-high 93 hits, 19 doubles and 40 runs scored.

- © Opened the season with Daytona and hit .273 (33-for-121) with eight doubles, 12 RBI, one stolen base and 15 runs scored in 33 games with the Cubs.
- © Owned a .421 average (8-for-19) with four doubles and a .632 slugging percentage when hitting cleanup ... was 18-for-54 (.333) in 16 home games for Daytona.
- © Joined Tennessee, May 31 ... spent June 28-July 5 on the seven-day disabled list with a sore right thumb.
- © Had a season-high, eight-game hitting streak, June 8-18, going 9-for-26 (.346) with three doubles and four RBI in the stretch.
- © With the Smokies, hit .453 (29-for-64) with six walks, five doubles, three homers and nine runs scored off lefties ... garnered a .375 average (3-for-8) with six RBI with the bases loaded.

2007: Wellington spent the entire season at Single-A Peoria in his first full year behind the dish (86 games caught), batting .271 (86-for-317) in 98 games with the Chiefs ... had spent the majority of 2005 and 2006 as a designated hitter.

- © Posted a .323 average (31-for-96) with six doubles, two triples, four homers and 20 RBI against lefties, while hitting .249 (55-for-221) with five doubles, seven homers and 24 RBI off right-handed pitchers.
- © Set career marks in games, at bats, runs (41), home runs (11), RBI (44) and walks (23).
- © Batted .317 (20-for-63) in 19 August contests with four homers and 10 RBI.

2006: Played just 10 games between Single-A Boise and Rookie-League Mesa in an injury-plagued second season, batting .188 (6-for-32) between the two clubs ... was on the disabled list, July 6-September 11, with a sprained left ankle.

2005: Wellington spent 60 games with the Cubs Dominican Summer League team in his first professional season, batting .289 (59-for-204) with 14 doubles and 28 RBI as a designated hitter.

YOUNG AT HEART

The oldest player to play for the Cubs was Hoyt Wilhelm. Born in 1923, Wilhelm joined the Cubs in September 1970 – two months after his 47th birthday – and pitched in three games with the club.

The only players in their 40s to make Opening Day starts for the Cubs were first baseman Cap Anson (final season-opening start in 1895 at the age of 43), pitcher Dutch Leonard (40 in 1949) and third baseman Gary Gaetti (40 in 1999).

Castillo: Career Statistics and Transactions

YEAR	TEAM	AVG	G	AB	R	H	2B	3B	HR	RBI	SH	SF	HP	BB	SO	SB-CS	E	OBP	SLG
2005	Dominican-R	.289	60	204	29	59	14	0	1	28	1	5	10	19	28	1-2	0	.370	.373
2006	Boise-A	.167	3	6	1	1	0	0	0	0	1	0	0	1	0	0-0	0	.286	.167
	Mesa-R	.192	7	26	4	5	0	0	0	0	0	0	1	1	6	0-0	2	.250	.192
2007	Peoria-A	.271	98	317	41	86	11	2	11	44	3	2	8	23	77	1-3	15	.334	.423
2008	Daytona-A	.273	33	121	15	33	8	0	0	12	0	1	1	4	23	1-0	6	.299	.339
	Tennessee-AA	.298	57	198	25	59	11	0	4	24	2	0	6	14	50	0-0	2	.362	.414
	Iowa-AAA	.200	1	5	0	1	0	0	0	1	0	0	0	0	1	0-0	0	.200	.200
2009	Tennessee-AA	.232	95	319	27	74	16	0	11	39	1	0	4	15	71	1-0	6	.275	.386
2010	Iowa-AAA	.255	69	239	35	61	17	1	13	59	1	7	6	19	58	0-2	7	.317	.498
	CUBS	.300	7	20	3	6	4	0	1	5	0	0	0	1	7	0-0	0	.333	.650
2011	Daytona-A	.238	12	42	6	10	3	0	1	7	0	1	0	6	9	0-0	2	.327	.381
	Iowa-AAA	.286	61	227	38	65	9	0	15	35	0	1	3	20	57	0-0	4	.351	.524
	CUBS	.154	4	13	0	2	0	0	0	0	0	0	0	0	4	0-0	2	.154	.154
	Mesa-R	.667	2	6	2	4	3	0	0	0	0	0	0	3	0	0-0	0	.778	1.167
2012	Iowa-AAA	.260	44	146	22	38	6	0	6	22	0	2	5	23	37	0-0	8	.375	.425
	CUBS	.265	52	170	16	45	11	0	5	22	0	1	2	17	51	0-0	7	.337	.418
	Tennessee-AA#	.364	5	11	3	4	0	0	2	6	0	0	1	5	3	0-0	0	.588	.909
M.L./CUBS TOTALS		.261	63	203	19	53	15	0	6	27	0	1	2	18	62	0-0	9	.326	.424
MINOR LEAGUE TOTALS		.268	547	1867	248	500	98	3	64	277	9	19	45	153	420	4-7	52	.335	.426

#Injury Rehabilitation Assignment

PCT	G	PO	A	E	TC	DP	PB	2012/CAREER	PCT	G	PO	A	E	TC	DP	PB
.981	49	345	24	7	376	2	4	Catcher	.979	58	394	29	9	432	2	4
.000	1	0	0	0	0	0	—	First Base	.000	1	0	0	0	0	0	—
.981	345	24	7	376	2	4	M.L. TOTALS	.979	394	29	9	432	2	4		

CAUGHT STEALING: 2012 – 7-for-40 (.175) ... Career – 11-for-48 (.229)

WELINGTON CASTILLO'S CAREER TRANSACTIONS

2004 – Signed as a non-drafted free agent 12/8 (scout: Jose Serra)

2012 – On disabled list 5/19-6/14 ... MCL sprain in right knee ... included injury rehab assignment to Tennessee (6/8-14)

WELINGTON CASTILLO'S CAREER HIGHS

MOST HITS: 3 – 5/11/12 @ Milwaukee

MOST RUNS SCORED: 2 (four times), most recently 9/10/12 @ Houston

MOST DOUBLES: 2 – 8/10/12 vs. Cincinnati

MOST RBI: 4 – 5/17/12 vs. Philadelphia

MOST WALKS: 2 (three times), most recently 9/19/12 vs. Cincinnati

LONGEST HITTING STREAK: 7 games – 6/16-8/8/12



13 Starlin Castro – INF



BATS: Right **THROWS:** Right **HEIGHT:** 5-10 **WEIGHT:** 190 **MLS:** 2+150
FULL NAME: Starlin Dejesus Castro
OPENING DAY AGE: 23
BORN: 3/24/90 in Monte Cristy, D.R.
RESIDES: Monte Cristy, D.R.
FAMILY: Single
CONTRACT STATUS: Signed through 2019, club option for 2020
SIGNED BY: Jose Serra
HOW ACQUIRED: Signed by Cubs as a non-drafted free agent 10/25/06



Castro: Facts and Information

Starlin enters his third full season with Chicago, having been named to the N.L. All-Star team in both 2011 and 2012 ... last year, became the first player in franchise history to play at shortstop in all 162 games in a season.

- © On August 28, 2012, agreed to terms on a seven-year contract that includes a club option for an eighth season in 2020, covering all four arbitration seasons and at least three free agent seasons.
- © His 529 hits in his first three big league seasons (2010-12) are a modern day franchise record, surpassing Glenn Beckert's 502 hits in 1965-67.
 - ♦ Since making his major league debut on May 7, 2010, his 529 hits lead all N.L. players (Ryan Braun is second with 525).
- © At 21 years of age in 2011, became the franchise's youngest All-Star and the youngest player (and first 21-year-old) to ever lead the N.L. in hits (207).
 - ♦ Was 21 years, 188 days old when the 2011 campaign ended with him leading the N.L. with 207 hits ... prior to 2011, the youngest N.L. hits champ was the Cubs Charlie Hollocher in 1918, who with 161 hits was 22 years, 83 days old at the end of that season.
- © Went 0-for-1 with two stolen bases in the 2011 All-Star Game at Chase Field in Arizona.
 - ♦ Became just the fifth player with two stolen bases in the All-Star Game and first since Kenny Lofton in 1996.
 - ♦ Was the first Cubs shortstop to participate in the All-Star Game since Shawon Dunston in 1990.

- © Is the 10th major league player in the modern era (since 1900) to collect at least 200 hits at 21-years-old or younger.
- © Overall, he became the 16th player in franchise history to reach the 200-hit mark ... marked the 22nd overall season of 200 or more hits in team history.
- © Made the jump from Double-A to the majors in 2010.
- © Finished 10th among N.L. qualifiers with a .300 batting average in 2010 ... was the first Cubs rookie to hit at least .300 and finish in the N.L. top-10 since Bill Madlock was fifth with a .313 mark in 1974.
- © Was named to the 2009 All-Star Futures Game for the World Team ... went 1-for-1 with a run scored in the World's 7-5 win over the USA.
- © Named the best prospect in Chicago's system by **Baseball America** heading into the 2010 campaign ... the publication named him the seventh-best prospect prior to the 2009 season.

CAREER AWARDS

N.L. All-Star Team

2011, 2012

Player of the Week

April 1-3, 2011

August 1-7, 2011

MOST RBI BY A SHORTSTOP IN 2012

Rank	Batter	RBI
1.	Starlin Castro (CHI)	78
2.	Ian Desmond (WAS)	73
	Alexei Ramirez (CWS)	73

Castro: 2012 Season

Starlin was named to the National League All-Star team for the second-straight season, and became the first player in franchise history to play at shortstop in all 162 games in a season ... he set career marks with 12 triples, 14 home runs, 78 RBI, 36 walks and 25 stolen bases in his second full major league campaign.

- © Was the only player in the majors with at least 10 homers, 10 triples, 25 stolen bases and 75 RBI, and the first player to do so in the National League in five years (Philadelphia's Jimmy Rollins in 2007).
- © Is the first Cub since Sammy Sosa in 1995 to record at least 75 RBI and 25 stolen bases in the same season.
- © Is the first Cubs infielder to appear in all 162 games in a season since Hall of Famer Ron Santo did so in 1968 ... the 162 games played at shortstop are a franchise record.
- © His 161 starts at shortstop are a franchise record, surpassing the previous single-season mark of 158 starts at shortstop by Ivan Dejesus in 1978 and Don Kessinger in 1968.
- © His 78 RBI led major league shortstops and were the most by a Cubs shortstop since Ernie Banks drove in 80 runs in 1961.
- © His 12 triples made him one of just six Cubs in the last 50 years to reach that mark, and the first since Juan Pierre had 13 three-baggers in 2006.
- © Led the club with 51 multi-hit games, tied for ninth-most in the N.L.
- © Finished with a .964 fielding percentage (27 E/758 TC) at shortstop ... the 27 errors tied for the most in the majors with Pittsburgh's Pedro Alvarez.
- © Tied his career high with two stolen bases on both April 7 and April 8 vs. Washington ... turned the trick a third time, April 28 in Philadelphia.
- © Had two hits, April 8 vs. Washington, to extend his consecutive games reaching base safely streak to 43 contests dating to August 15, 2011 – that is the second-longest stretch by a Cub since 1918, surpassed only by Riggs Stephenson's 44-game streak in 1928.
 - ♦ The two hits on April 8 also gave him a career-high 14-game hitting streak dating to September 17, 2011, surpassing a 13-game run, August 29-September 12, 2011.
 - ♦ Both streaks would end, April 9 vs. Milwaukee, after an 0-for-5 night at the dish.
- © His 10 stolen bases in April were the most by a Cub in the first month of the season since Brian McRae had 12 steals in 1996.
- © Reached 500 career hits, September 7 in Pittsburgh, becoming only the 28th player in major league history to record his 500th career hit before turning 23-years-old, with the only other active player being New York's Alex Rodriguez.
 - ♦ Reached the milestone at 22 years, 167 days, the youngest to accomplish the feat since Robin Yount in 1977 at the age of 21 years, 297 days.
- © Twice tied his career high with four hits in a game: June 23 in Arizona and September 19 vs. Cincinnati.
- © Batted .306 (64-for-209) in his final 54 games dating to August 8 ... had hit just .071 (2-for-28) in his previous seven games from July 31-August 7.
- © Tied his career high with two doubles, October 2 vs. Houston.

Castro: Career Review

2011: In his first full major league campaign, Starlin led the Senior Circuit, and was fourth in the majors, with 207 hits, and earned N.L. All-Star honors ... became the youngest All-Star in franchise history ... he recorded five hitting streaks of 10 or more games, the first Cub to do so since Hall of Famer Billy Williams in 1970.

- © His 207 hits were fifth-most by a 21-year-old (or younger) in the 111 years of modern major league history.
- © Reached base safely in 40-straight games to close out the season, breaking the 82-year-old club mark for a shortstop ... Cubs shortstop Woody English had owned the mark by reaching in 34-straight games in 1929.
 - ♦ Is the first Cub to reach safely in 40-straight games since Jerome Walton's 43-game streak in 1989.
- © Batted .307 on the season, sixth-best in the N.L.
- © Collected 57 multi-hit games, tied for the N.L. lead with Philadelphia's Hunter Pence, Los Angeles' Matt Kemp and New York's Jose Reyes.
- © Led the Senior Circuit with 674 at-bats ... his nine triples tied for fifth and his 291 total bases ranked ninth.
- © Batted .342 (53-for-155) vs. lefties, fourth-best in the N.L. ... hit .309 (107-for-346) on the road, sixth-best in the N.L.
- © Became the first Cub with eight triples prior to the All-Star break since Ryne Sandberg had 11 in 1984.
- © Tied his career high with four hits four times: April 16 vs. Colorado, April 23 vs. the Dodgers, May 11 vs. St. Louis and August 13 at Atlanta.
- © Had a then career-high 13-game hitting streak, August 29-September 12, batting .350 (21-for-60) during the run.
- © Scored a run in 10-straight games, July 30-August 9 ... is the first Cub to turn the trick since Mark DeRosa scored in 10-straight games, May 9-19, 2008.
- © Committed 29 errors, second-most in the majors behind Baltimore's Mark Reynolds (31).
- © Began the year as the youngest player in the major leagues.
- © Made his first career Opening Day start and went 3-for-5 with two runs scored vs. Pittsburgh, April 1.
- © Batted leadoff for the second time in his career, April 3 vs. Pittsburgh, and went 3-for-4 with two triples, a run scored and a walk ... previously hit leadoff August 8, 2010 vs. Cincinnati (0-for-4).
- © First player under the age of 22 to amass 10 hits in a team's first five games since Adrian Beltre did so at 21 years of age for the Dodgers in 2000.
- © Became just the third Cub since 1919 to collect at least two doubles and two triples in the team's first five games: Ron Santo in 1964 (2 2B, 2 3B) and Charlie Neal (3 2B, 2 3B).
- © Committed three errors in April 25's second inning vs. Colorado - was the first Cub to commit three miscues in an inning since Jaime Navarro, August 18, 1996 vs. Houston (third inning).
- © His 40 hits in April are second-most in Cubs history behind Mark Grace's 42 hits in April of 1996.
- © Had a then career-high 11-game hitting streak (20-for-44/.455) from June 16-27.
- © Collected his 200th hit of the season, September 23 in St. Louis, recording a single off Chris Carpenter to lead off the game.

2010: Starlin began the year at Double-A Tennessee, but was promoted to Chicago, May 7, and became the Cubs everyday shortstop ... he batted .300 (139-for-463) with 31 doubles, five triples, three homers and 41 RBI in 125 games for the big league club.

- © Was third among N.L. rookies in doubles and tied for third in multi-hit games (39) and triples ... was fourth with 139 hits.
- © Batted .340 (81-for-238) at home, the fourth-best average in the N.L. ... his .339 average (43-for-127) against lefties was tied for fourth.
- © His 39 multi-hit efforts were the most by a Cubs rookie since Mark Grace had 41 in 1988.
- © Became the first Cubs rookie to record six-straight multi-hit games (August 29-September 4) since Don Johnson in 1944.
- © Collected 41 hits in August, the most for a Cubs rookie in any month since Ernie Banks had 43 hits in August of 1954.
- © Had a .950 fielding percentage (27 E/544 TC) in 123 games at shortstop ... his 27 errors were second-most among shortstops, behind fellow rookie Ian Desmond of Washington (34 E).
- © Selected from Double-A Tennessee May 7, and that night in Cincinnati went 2-for-5 with a three-run homer in his first career plate appearance.
 - ♦ Added a three-run triple en route to a six-RBI game, the most RBI recorded by a player in his first major league contest.
- © At 20 years and 44 days, was the youngest Cub to make his major league debut since Oscar Gamble, August 27, 1969, at the age of 19 years, 250 days.
 - ♦ Became the third-youngest player in big league history to hit a homer in his first career at-bat, and the youngest in the last 60 years ... he trailed only Whitey Lockman (18 years old in 1945) and Ted Tappe (19 years old in 1950).
- © Also became the youngest Cub ever to make his debut at shortstop, surpassing Marty Shay at 20 years, 144 days on September 16, 1916.
- © Started in 43-straight games after his promotion before coming off the bench, June 24 in Seattle.
- © Batted .310 (27-for-87) in May, but .227 (17-for-75) in June.
- © Doubled in four-straight games, June 27-30 - the first Cub to do so since Derrek Lee (July 3-6, 2008).
- © July 15 vs. Philadelphia, recorded a straight-steal of home in the second inning, becoming the first Cub with a straight-steal of home since Brian McRae, April 13, 1996 at San Francisco.
- © From July 10 through the end of the season, hit .325 (89-for-274) for the fourth-best average in the N.L.
- © Had a then career-high eight-game hitting streak, July 20-28, batting .444 (16-for-36) with five doubles, a homer and six RBI.
- © Knocked in a run in five-straight games, July 20-25, becoming the first Cubs rookie to do so since Mike Fontenot, June 25-30, 2007.
- © Collected a career-best four hits three times: August 4 vs. Milwaukee, August 12 in San Francisco and August 22 vs. Atlanta.
- © Began the year with Double-A Tennessee, hitting .376 (41-for-109) with eight doubles, five triples, one homer and 20 RBI in 26 games.
- © Played in 16 games with Leonel del Escogido in the Dominican Winter League.

2009: Starlin batted a combined .299 (140-for-469) with three homers and 49 RBI in 127 games between Single-A Daytona and Double-A Tennessee.

- © Went 4-for-4 with an inside-the-park home run to earn Florida State League All-Star Game MVP honors.
- © In 96 games with Daytona, went 108-for-358 (.302) with 45 runs, 17 doubles and 35 RBI.
- © Ranked third in batting average in the Florida State League.
- © Named to the Florida State League post-season All-Star squad after posting a .317 average (46-for-145) in the second half of the season.
- © Was selected by the Smokies August 4, going 32-for-111 (.288) with 14 RBI in 31 games.
- © Batted .376 (38-for-101) with 10 RBI in 26 games for the Mesa Solar Sox of the Arizona Fall League.

2008: Appeared in 51 games for Rookie-League Mesa, batting .311 (61-for-196) with 33 runs, 11 doubles, three homers and 22 RBI.

- © Hit .331 (46-for-139) against right-handed pitchers compared to a .263 mark (15-for-57) against southpaws.
- © Went 28-for-89 (.308) with 21 RBI with runners on base ... batted .327 (17-for-52) with 16 RBI with runners in scoring position.

Castro: Career Review (Continued)

2007: Batted .299 with 47 runs and 13 stolen bases in 60 games with the Cubs Dominican Summer League team.

Castro: Career Statistics and Transactions

YEAR	TEAM	AVG	G	AB	R	H	2B	3B	HR	RBI	SH	SF	HP	BB	SO	SB-CS	E	OBP	SLG
2007	DSL Cubs-R	.299	60	221	47	66	6	2	2	31	2	3	4	23	24	13-2	7	.371	.371
2008	Mesa-R	.311	51	196	33	61	11	5	3	22	1	1	3	14	33	6-5	12	.364	.464
2009	Daytona-A	.302	96	358	45	108	17	3	3	35	5	2	3	19	41	22-11	32	.340	.391
	Tennessee-AA	.288	31	111	11	32	6	3	0	14	1	0	0	10	12	6-0	7	.347	.396
2010	Tennessee-AA	.376	26	109	20	41	8	5	1	20	0	2	1	9	11	4-5	5	.421	.569
	CUBS	.300	125	463	53	139	31	5	3	41	4	4	6	29	71	10-8	27	.347	.408
2011	CUBS	.307	158	*674	91	*207	36	9	10	66	0	4	2	35	96	22-9	*29	.341	.432
2012	CUBS	.283	+162	*646	78	183	29	12	14	78	0	5	4	36	100	25-13	+27	.323	.430
M.L./CUBS TOTALS		.297	445	1783	222	529	96	26	27	185	4	13	12	100	267	57-30	83	.336	.425
MINOR LEAGUE TOTALS		.310	264	995	156	308	48	18	9	122	9	8	11	75	121	51-23	63	.362	.421

*Led League ... +Tied For Major League Lead

PCT	G	PO	A	E	TC	DP	2012/CAREER	PCT	G	PO	A	E	TC	DP
.964	162	266	465	27	758	97	Shortstop	.959	443	716	1245	83	2044	253

ALL-STAR GAME STATISTICS

YEAR	TEAM/SITE	AVG	G	AB	R	H	2B	3B	HR	RBI	SH	SF	HP	BB	SO	SB-CS	E	OBP	SLG
2011	N.L./ARI	.000	1	1	0	0	0	0	0	0	0	0	0	0	1	2-0	0	.000	.000
2012	N.L./KC	.000	1	1	0	0	0	0	0	0	0	0	0	0	0	0-0	0	.000	.000
ALL-STAR GAME TOTALS		.000	2	2	0	0	0	0	0	0	0	0	0	0	1	2-0	0	.000	.000

STARLIN CASTRO'S CAREER TRANSACTIONS

- 2006 – Signed by Cubs as a non-drafted free agent 10/25
- 2012 – Agreed to terms on a seven-year contract through 2019 with a club option for 2020 on 8/28

STARLIN CASTRO'S CAREER HIGHS

- LEADOFF HOME RUNS: 1 – 8/26/11 @ Milwaukee (Randy Wolf)
- MOST HITS: 4 (nine times), most recently 9/19/12 vs. Cincinnati
- MOST RBI: 6 – 5/7/10 @ Cincinnati
- MOST DOUBLES: 2 (eight times), most recently 10/2/12 vs. Houston
- MOST TRIPLES: 2 – 4/3/11 vs. Pittsburgh
- MOST RUNS SCORED: 4 – 9/12/11 @ Cincinnati
- MOST WALKS: 3 – 7/3/11 vs. Cincinnati
- MOST STOLEN BASES: 2 (four times), most recently 4/28/12 @ Philadelphia
- LONGEST HITTING STREAK: 14 games – 9/17/11-4/8/12 ... single season: 13 games – 8/29-9/12/11 ... has one 13-game streak, three 11-game streaks and two 10-game streaks
- CONSECUTIVE GAMES REACHING SAFELY: 45 games – 8/15/11-4/8/12 ... single season: 40 games – 8/15-9/28/11

CUBS ALL-TIME SINGLE-SEASON HITS LEADERS

Rank	Player (Season)	Hits
1.	Rogers Hornsby (1929)	229
2.	Kiki Cuyler (1930)	228
3.	Billy Herman (1935)	227
4.	Cap Anson (1887)	224
5.	Woody English (1930)	214
6.	Frank Demaree (1936)	212
7.	Billy Herman (1936)	211
8.	Jigger Statz (1923)	209
9.	Hack Wilson (1930)	208
10.	Starlin Castro (2011)	207
	Heinie Zimmerman (1912)	207
12.	Billy Herman (1932)	206

WORK HORSE

Starlin Castro is one of just four players in the big leagues in the last 10 seasons to play 162 games in a campaign at shortstop ... he joins Baltimore's Miguel Tejada (2003 and 2004), Montreal's Orlando Cabrera (2003) and Philadelphia's Jimmy Rollins (2007).

Castro finished the 2012 season having appeared in 196-consecutive games, the longest active streak in the National League and the second-longest active run in all of baseball trailing only Detroit's Prince Fielder (343-straight games) ... thanks to Elias Sports Bureau.

MOST HITS, 21 OR YOUNGER, SINGLE SEASON SINCE 1900

Rank	Player (Team, Season)	Hits
1.	Lloyd Waner (PIT, 1927)	223
2.	Alex Rodriguez (SEA, 1995)	215
3.	Ty Cobb (DET, 1907)	212
4.	Buddy Lewis (WSH, 1937)	210
5.	Starlin Castro (CHC, 2011)	207
6.	Joe DiMaggio (NY, 1936)	206
	Hal Trosky (CLE, 1934)	206
8.	Vada Pinson (CIN, 1959)	205
9.	Al Kaline (DET, 1955)	200
	Garry Templeton (STL, 1977)	200

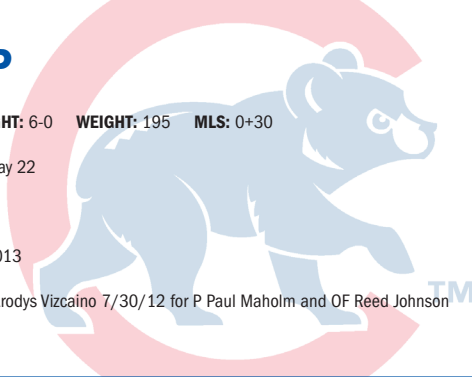
IN THE FIELD

Starlin Castro has led National League shortstops in assists in each of the last two seasons ... in 2012, Castro's 465 assists were second only to Baltimore's J.J. Hardy (529) ... in 2011, Castro led Senior Circuit shortstops with 446 assists.

37 Jaye Chapman – RHP



BATS: Right **THROWS:** Right **HEIGHT:** 6-0 **WEIGHT:** 195 **MLS:** 0+30
FULL NAME: Jaye Lawrence Chapman
OPENING DAY AGE: 25, turns 26 on May 22
BORN: 5/22/87 in Panama City, FL
RESIDES: Lynn Haven, FL
FAMILY: Single
CONTRACT STATUS: Signed through 2013
SIGNED BY: Al Goetz (Atlanta)
HOW ACQUIRED: From Atlanta with P Aroldys Vizcaino 7/30/12 for P Paul Maholm and OF Reed Johnson



Non-Roster Invitee

Chapman: Facts and Information

Acquired from Atlanta in a four-player deal July 30, 2012, Jaye enters his first full season in the organization after making his major league debut for Chicago, September 4, 2012 at Washington.

- © In 252 career minor league games (eight starts), has posted a 17-24 record, 28 saves, a 4.03 ERA (171 ER/382.1 IP) and 407 strikeouts.
- © Earned Atlanta Braves organizational Pitcher of the Month honors for April and July of 2011.
- © Earned Braves organizational Pitcher of the Month award for July of 2009.
- © Garnered Carolina League Pitcher of the Week honors for the week ending August 11, 2008 ... named Myrtle Beach August Pitcher of the Month by the Braves organization in 2008.
- © Graduated from Mosley High School in Lynn Haven, Fla. ... graduated from Chipola College in Marianna, Fla.

Chapman: 2012 Season

Jaye, acquired by Chicago from Atlanta in a four-player deal on July 30, made his major league debut in September and went 0-1 with a 3.75 ERA (5 ER/12.0 IP) in 14 relief appearances ... combined to go 3-8 with seven saves and a 4.02 ERA (29 ER/65.0 IP) between Triple-A Gwinnett, Double-A Tennessee and Triple-A Iowa prior to his time with the Cubs.

- © Recorded five holds and stranded four of five inherited runners at the big league level.
- © Held the opponent scoreless in 11 of his 14 games pitched.
- © Pitched to a 1.08 ERA (1 ER/8.1 IP) in his first nine games from September 4-20.
- © Limited opponents to a .200 batting average (8-for-40) ... left-handed batters hit .125 (2-for-16) against him.
- © Struck out 12 in 12.0 innings pitched ... walked 10 batters.
- © Made his major league debut, September 4 at Washington, tossing a scoreless inning of relief.
- © Combined to strike out 72 hitters in 65.0 minor league innings, good for an average of 10.0 strikeouts per 9.0 innings of work.
- © Spent a majority of the season with the Braves Triple-A Gwinnett affiliate, going 3-6 with seven saves in 40 relief appearances prior to his trade to Chicago.
- © Surrendered just three home runs in 53.2 innings of work with Gwinnett.
- © Began his season with a 1.35 ERA (2 ER/13.1 IP) in 10 April relief appearances, limiting the opponent to a .133 batting average.
- © Missed time on the minor league seven-day disabled list with a right elbow strain, August 14-27.

Chapman: Career Review

2011: Split time between Double-A Mississippi and Triple-A Gwinnett, going 3-3 with two saves, a 2.50 ERA (19 ER/68.1 IP) and 77 strikeouts in 52 games (one start).

- © Opened the season with Double-A Mississippi, going 1-0 with two saves, a 0.64 ERA (1 ER/14.0 IP) and 16 strikeouts in nine appearances while holding opposing batters to a .109 average.
- © Posted eight-consecutive scoreless outings to start the season, April 7-27 (11.2 IP), earning Braves organizational Pitcher of the Month honors for April with Mississippi.
- © Promoted to Triple-A Gwinnett May 3, going 2-3 with two saves and a 2.98 ERA (18 ER/54.1 IP) in 43 appearances.
- © Strung together 12-straight scoreless outings, May 13-June 10 (13.1 IP, 4 H, 17 SO).
- © Earned organizational Pitcher of the Month honors for July, posting a 1-0 record, one save and a 2.51 ERA (4 ER/14.1 IP) with Gwinnett.
- © Led Braves minor leaguers with 52 appearances, posted the seventh-best opponents' batting average (.164) and ranked tied for eighth with a 1.11 WHIP.
- © Had his contract purchased and was added to the Braves 40-man roster, November 16.
- © Posted no record with one save and a 5.40 ERA (1 ER/1.2 IP) in two appearances for Aguilas Cibenanas of the Dominican Winter League.

2010: Was 1-5 with two saves, a 5.29 ERA (37 ER/63.0 IP) and 74 strikeouts in 46 games (one start) between Single-A Myrtle Beach and Double-A Mississippi.

Chapman: Career Review (Continued)

2009: Pitched in 46 games between Single-A Rome and Single-A Myrtle Beach, recording a 2-2 record, 13 saves and a 2.64 ERA (17 ER/58.0 IP).

- Ranked in Braves organizational leaders top ten in several categories including saves (tie for fourth), reliever's ERA (fifth), opponents' batting average (.204, fifth), and appearances (tie for eighth).
- Earned the Braves organizational Pitcher of the Month award for July, converting six save opportunities while pitching to a 0.00 ERA (0 ER/14.0 IP) in 10 appearances with Rome during the month.

2008: Went 4-2 with a 3.49 ERA in 21 games (one start) between Single-A Rome and Single-A Myrtle Beach.

- Opened the season at Single-A Rome, posting no record and a 3.72 ERA (8 ER/19.1 IP) in eight games.
- Was promoted to Single-A Myrtle Beach July 7, tallying a 4-2 record and a 3.34 ERA (11 ER/29.2 IP) in 13 games (one start).
- Garnered Carolina League Pitcher of the Week honors for the week ending August 11 after winning back-to-back relief appearances (6.2 IP, 2 H, 5 SO) with Myrtle Beach.
- Named Myrtle Beach August Pitcher of the Month by the Braves organization.

2007: Spent the majority of the season with Single-A Rome, going 3-1 with a 6.27 ERA (26 ER/37.1 IP) and 42 strikeouts in 20 games ... made three appearances at Rookie-League Danville, posting a 0-1 record with one save and a 1.23 ERA (1 ER/7.1 IP).

2006: Went 1-2 with one save and a 5.77 ERA (22 ER/34.1 IP) in 14 games (five starts) with Rookie-League Danville in his first professional season.

Chapman: Career Statistics and Transactions

YEAR	TEAM	W-L	ERA	G	GS	CG	SHO	SV	IP	H	R	ER	HR	HB	BB	SO	WP	BK
2006	Danville-R	1-2	5.77	14	5	0	0	1	34.1	46	25	22	2	2	21	24	1	0
2007	Danville-R	0-1	1.23	3	0	0	0	1	7.1	6	3	1	1	0	1	13	1	0
	Rome-A	3-1	6.27	20	0	0	0	0	37.1	31	26	26	4	2	19	42	3	0
2008	Rome-A	0-0	3.72	8	0	0	0	0	19.1	21	8	8	1	1	8	14	0	0
	Myrtle Beach-A	4-2	3.34	13	1	0	0	0	29.2	30	13	11	3	0	12	25	0	0
2009	Rome-A	1-0	0.40	19	0	0	0	13	22.2	9	3	1	0	1	4	29	2	0
	Myrtle Beach-A	1-2	4.08	27	0	0	0	0	35.1	35	18	16	3	0	20	37	4	0
2010	Myrtle Beach-A	0-1	5.68	10	0	0	0	2	12.2	10	8	8	1	0	7	21	6	0
	Mississippi-AA	1-4	5.19	36	1	0	0	0	50.1	60	35	29	1	3	25	53	4	0
2011	Mississippi-AA	1-0	0.64	9	0	0	0	2	14.0	5	1	1	1	0	5	16	0	0
	Gwinnett-AAA	2-3	2.98	43	1	0	0	2	54.1	40	20	18	5	0	26	61	6	1
2012	Gwinnett-AAA	3-6	3.52	40	0	0	0	7	53.2	46	31	21	3	0	29	60	1	0
	Iowa-AAA	0-2	7.71	8	0	0	0	0	9.1	11	8	8	0	0	7	10	2	0
	Tennessee-AA	0-0	0.00	2	0	0	0	0	2.0	0	0	0	0	0	0	2	0	0
	CUBS	0-1	3.75	14	0	0	0	0	12.0	8	5	5	0	0	10	12	0	0
MINOR LEAGUE TOTALS		17-24	4.03	252	8	0	0	28	382.1	350	200	171	25	9	184	407	30	1
SV/OPP: 2012 & Career - 0/0 ... HOLDS: 2012 & Career - 5 ... IR/IRS: 2012 & Career - 5/1																		

YEAR	AVG	AB	R	H	2B	3B	HR	RBI	SH	SF	HP	BB	SO	SB	CS	PCT	G	PO	A	E	TC	DP
2012/Career	.000	0	0	0	0	0	0	0	0	0	0	0	0	0	0	1.000	14	0	2	0	2	0

JAYE CHAPMAN'S CAREER TRANSACTIONS
2005 - Selected by Atlanta in 16th round of draft (scout: Al Goetz) ... signed with Atlanta 5/8/06
2012 - Acquired from Atlanta with RHP Arody Vizcaino 7/30 for LHP Paul Maholm and OF Reed Johnson
2012 - Declared free agency 11/2
2012 - Signed a minor league contract with Cubs 12/25

JAYE CHAPMAN'S CAREER HIGHS AND LOWS	
MOST STRIKEOUTS: 2 (twice), most recently 9/10/12 @ Houston	LONGEST RELIEF APPEARANCE: 1.0 inning (10 times), most recently 9/27/12 @ Colorado
MOST HITS ALLOWED: 3 – 9/28/12 @ Arizona	MOST CONSECUTIVE SCORELESS INNINGS: 4.0 (twice), most recently 9/16-20/12
MOST WALKS ALLOWED: 3 – 9/22/12 vs. St. Louis	
MOST RUNS ALLOWED: 3 – 9/28/12 @ Arizona	

80 Johermyn Chavez – OF



BATS: Right **THROWS:** Right **HEIGHT:** 6-3 **WEIGHT:** 220 **MLS:** 0
FULL NAME: Johermyn Pacheco Chavez (*YOUR-men*)
OPENING DAY AGE: 24
BORN: 1/26/89 in Turmero, Aragua, Venezuela
RESIDES: Turmero, Aragua, Venezuela
CONTRACT STATUS: Signed through 2013
SIGNED BY: Toronto
HOW ACQUIRED: Signed a minor league contract with Cubs 11/13/12



Non-Roster Invitee

Chavez: Facts and Information

Johermyn joins the Cubs as a non-roster invitee after spending seven seasons in Toronto's (2006-09) and Seattle's (2010-12) farm systems ... the outfielder owns a .263 batting average (638-for-2,429) with 125 doubles, 22 triples, 89 home runs and 347 RBI in 678 games.

- © Originally signed by the Toronto Blue Jays as a non-drafted free agent on July 14, 2005.
- © Acquired by Seattle along with pitcher Brandon League from Toronto, December 23, 2009, for pitcher Brandon Morrow.
- © Was named to the 2010 California League Post-Season All-Star team.
- © Honored by **Baseball America** as the 18th best prospect in the California League heading into the 2010 season.
- © Named Single-A Lansing's MVP by the Blue Jays after winning the team's Triple Crown in 2009.

Chavez: 2012 Season

Johermyn spent a majority of the season at Double-A Jackson, batting .232 (57-for-246) with 12 doubles, eight home runs and 26 RBI in 75 games.

- © Was on the disabled list, May 6-July 1, with a broken left wrist ... hit .368 (7-for-19) with two home runs and eight RBI in six rehab games with the Arizona League Mariners.
- © Recorded a .287 batting average (29-for-101) in the first half of the season compared to a .193 clip (28-for-145) in the second half.
- © Registered a season-high four hits, April 28 vs. Tennessee.
- © Drew a walk in five-straight contests, July 15-24.
- © Played in 21 games for Caribes de Anzoategui in the Venezuela Winter League ... hit .200 (13-for-65) with two home runs and eight RBI.

Chavez: Career Review

2011: In his first season at the Double-A level, Johermyn batted .216 (95-for-439) with 16 doubles, four triples, 13 home runs and 50 RBI in 126 games with Jackson.

- © Ranked second in the Southern League with 18 outfield assists ... started a 9-6-5 triple play, June 23 at Montgomery.
- © Showed power in the month of July with five home runs and 17 RBI in 26 games.
- © Collected four-consecutive multi-hit efforts, April 19-22 ... batted .588 (10-for-17) during the run.
- © Homered in consecutive at-bats, July 11 vs. Birmingham.
- © Led Jackson with 14 hit-by-pitches and tied for team lead with four sacrifice flies.

2010: Johermyn enjoyed a breakout season while setting career-highs in nearly every offensive category in his first season with Single-A High Desert ... named to the California League Post-Season All-Star team.

- © Set career-highs in average (.315, 168-for-534), doubles (30), triples (seven), home runs (32), RBI (96), runs (109), on-base percentage (.387), slugging (.577) and games played (136).
- © Named to **Baseball America's** High-A All-Star team.
- © Drove in a run in seven-straight contests, July 8-15 (16 total RBI).
- © Recorded a 23-game hitting streak, July 8-August 3, batting .422 (38-for-90) with four doubles, 12 home runs and 37 RBI.
- © Logged a .333 batting average (48-for-144) against left-handed pitchers while hitting .308 (120-for-390) against righties.
- © Twenty-one of his 32 home runs on the campaign were of the solo variety.

2009: In his final season in Toronto's system, Johermyn spent the entire campaign at Single-A Lansing, recording a .283 batting average (144-for-508) with 22 doubles, six triples, 21 home runs and 89 RBI in 134 games.

- © Improved his RBI total for the fourth-straight year (39 in 2008, 21 in 2007 and 18 in 2006).
- © Named as Lansing's MVP by the Blue Jays ... won team's Triple Crown while ranking second in the Midwest League in home runs, third in RBI and fifth in hits and runs scored (87).
- © Batted .310 (79-for-255) with 13 home runs and 54 RBI at home compared to a .257 clip (65-for-253) on the road.
- © Played for Magallanes in the Venezuelan Winter League, batting .259 (7-for-27) with a home run and four RBI.
- © Traded to Toronto with pitcher Brandon League for pitcher Brandon Morrow, December 23.

Chavez: Career Review (Continued)

2008: In his first season above Rookie ball, Johermyn hit .211 (85-for-402) with 20 doubles, seven home runs and 39 RBI in 115 games with Single-A Lansing.

- Recorded his lone multi-homer game of the campaign and a season-high five RBI, April 6 at Fort Wayne.
- Led the team, having been hit by a pitch nine times.

2007: Appeared in 50 games with the Gulf Coast League Blue Jays, and batted .301 (53-for-176) with 12 doubles, two triples, six home runs and 21 RBI.

- Finished fourth in the Gulf Coast League in on-base percentage (.389) and 10th in average.
- Was the recipient of the R. Howard Webster Award for the GCL Blue Jays.
- Earned honors as the Star of the Month of July and August.

2006: In his first professional baseball season, Johermyn hit .276 (29-for-105) with nine doubles and 18 RBI in 36 games with the Pulaski Rookie club in the Appalachian League.

Chavez: Career Statistics and Transactions

YEAR	TEAM	AVG	G	AB	R	H	2B	3B	HR	RBI	SH	SF	HP	BB	SO	SB-CS	E	OBP	SLG
2006	— Pulaski-R	.276	36	105	19	29	9	0	0	18	0	2	8	9	23	1-2	3	.371	.362
2007	— GCL Blue Jays-R	.301	50	176	29	53	12	2	6	21	0	1	6	20	50	7-2	1	.389	.494
2008	— Lansing-A	.211	115	402	40	85	20	2	7	39	1	2	9	25	128	9-5	7	.272	.323
2009	— Lansing-A	.283	134	508	87	144	22	6	21	89	0	8	13	40	137	10-6	7	.346	.474
2010	— High Desert-A	.315	136	534	109	168	30	7	32	96	3	3	13	52	131	6-9	8	.387	.577
2011	— Jackson-AA	.216	126	439	47	95	16	4	13	50	4	4	14	49	124	6-9	7	.312	.360
2012	— Jackson-AA	.232	75	246	39	57	12	1	8	26	2	0	5	35	62	2-4	2	.339	.386
	AZL Mariners-R	.368	6	19	6	7	4	0	2	8	0	2	1	2	4	0-0	1	.417	.895
MINOR LEAGUE TOTALS		.263	678	2429	376	638	125	22	89	347	10	22	69	232	659	41-37	36	.341	.442

JOHERMYN CHAVEZ'S CAREER TRANSACTIONS

- 2005 — Signed by Toronto as a non-drafted free agent 7/14
- 2009 — Acquired by Seattle with P Brandon League for P Brandon Morrow 12/23
- 2012 — Declared free agency 11/2 ... signed a minor league contract with Cubs 11/13

ERNIE BANKS — MR. CUB



For 19 seasons, Ernie Banks delighted Wrigley Field fans with his long home runs and cheerful disposition. He hit 512 home runs, surpassing the 40-roundtrippers mark five times. He hit 277 of his homers as a shortstop — a National League record. He also holds the N.L. single-season mark for homers by a shortstop (47 in 1958). The 14-time All-Star won the N.L. Most Valuable Player Award following both the 1958 and 1959 campaigns.

Banks, whose No. 14 flies from the left field foul pole at Wrigley Field, was elected to the Baseball Hall of Fame in 1977. He was voted to Major League Baseball's All-Century team in 1999.

Born on January 31, 1931 in Dallas, Texas, Banks played for the Cubs from 1953-71 and served as a coach from 1967-73. He made his major league debut September 17, 1953.

Following Whitey Lockman's ejection on May 8, 1973, coach Ernie Banks took over the reins as acting manager becoming the first African-American to manage a major league team.

In 2008, Banks was honored by the Cubs with a statue at Wrigley Field, commemorating his illustrious career.

51 Steve Clevenger – C



BATS: Left **THROWS:** Right **HEIGHT:** 6-0 **WEIGHT:** 195 **MLS:** 1+10
FULL NAME: Steven Scott Clevenger
OPENING DAY AGE: 26, turns 27 on April 5
BORN: 4/5/86 in Baltimore, MD
RESIDES: Baltimore, MD
FAMILY: Single
CONTRACT STATUS: Signed through 2013
SIGNED BY: Keith Stohr
HOW ACQUIRED: Selected by Cubs in the seventh round of 2006 draft



Clevenger: Facts and Information

Steve made his major league debut with the Cubs in 2011 and broke camp with the club in 2012 ... he begins his eighth professional season in the Cubs organization since being drafted by the Cubs in the seventh round of the 2006 draft.

- Ⓢ Has appeared in 71 major league games in the last two seasons, hitting .202 (41-for-203) with 13 doubles, one home run and 16 RBI.
- Ⓢ Owns a .309 average (566-for-1,829) with 122 doubles, 11 triples, 22 home runs and 257 RBI in 548 career minor league contests.
- Ⓢ Hit .286 or better in each of his first six pro seasons, including a .319 mark in 2011 between Double-A Tennessee and Triple-A Iowa.
- Ⓢ Named a mid-season Southern League All-Star for the Smokies for the second season in a row in 2011.
- Ⓢ Attended Southeastern Louisiana University and Chipola (Fla.) Junior College.
- Ⓢ Graduated from Mount Saint Joseph High School in Baltimore in 2004 ... was teammates with Gavin Floyd (Chicago White Sox) during his freshman year.
- Ⓢ Participated in the 2013 Cubs Caravan.

Clevenger: 2012 Season

Steve broke camp with the Cubs for the first time in his career, and went on to play in 69 games for Chicago ... batted .201 (40-for-199) with 12 doubles, one home run and 16 RBI ... was on the 15-day disabled list, April 28 (retroactive to April 26) through May 29 with a strained right oblique.

- Ⓢ Batted .500 (11-for-22) with four runs scored, five doubles and two RBI in his first 10 games prior to his injury ... recorded a 1.249 OPS.
- Ⓢ Hit just .164 (29-for-177) with 12 runs scored, seven doubles, a home run and 14 RBI in 59 games following his return from the D.L.
- Ⓢ Appeared in 51 games at catcher, making 49 starts ... threw out six of 51 baserunners attempting to steal.
- Ⓢ Played nine games at first base, including three starts, in his first career action at that position ... also appeared at third base in a game.
- Ⓢ Posted a .224 batting average (38-for-170) against right-handed pitchers ... had just two hits in 29 at-bats against southpaws (.069).
- Ⓢ Batted .297 (27-for-91) at Wrigley Field, 177 points higher than his .120 average (13-for-108) on the road.
- Ⓢ Batted .357 (5-for-14) with a double and a RBI as a pinch-hitter.
- Ⓢ Twice recorded a career-high three hits: April 12 vs. Milwaukee and April 21 vs. Cincinnati.
- Ⓢ Was a defensive replacement at first base, April 15 in St. Louis ... was his first-career appearance there ... made his first-career start at first base, June 18 at the White Sox.
- Ⓢ Tied his career high with a five-game hitting streak, June 26-July 3 ... batted .438 (7-for-16) during the run.
- Ⓢ Belted his first career home run, June 29 vs. Houston, a two-run shot off Bud Norris.
- Ⓢ Was a defensive replacement at third base, July 17 vs. Miami ... did not receive a chance in one inning of work.
- Ⓢ August 9 vs. the Reds, was ejected in the fifth inning by home plate umpire Jeff Nelson for arguing balls and strikes while at-bat.
- Ⓢ September 8, served a one-game suspension for his actions when benches cleared on September 6 in Washington.

Clevenger: Career Review

2011: Steve combined to bat .319 (127-for-398) with 30 doubles, four triples, eight home runs and 54 RBI in 120 games between Double-A Tennessee and Triple-A Iowa ... saw his first action in the majors as a September call-up.

- Ⓢ Selected by Chicago September 19 upon the completion of the Southern League playoffs and appeared in two games (one start) for the Cubs.
- Ⓢ Made his major league debut, September 26, going 0-for-3 as the starting catcher in San Diego.
- Ⓢ Picked up his first major league hit, a pinch-double in the fifth inning of the season finale, September 28 in San Diego.
- Ⓢ Batted .295 (92-for-312) with 27 doubles, three triples, five home runs, 39 RBI and only 39 strikeouts in 95 games with the Smokies.
- Ⓢ Was a mid-season Southern League All-Star for the Smokies for the second year in a row, after posting a .306 average (45-for-147) with 14 doubles, two triples, four homers and 22 RBI in the first half of the season.
- Ⓢ Saw time at Triple-A for the second time in his career (also 2009), batting .407 (35-for-86) with a 1.023 OPS in 25 games for Iowa ... had two separate stints with the I-Cubs: May 12-29 and July 28-August 10.
- Ⓢ Hit safely in 21 of 25 games with Iowa, including a hit and a walk in his two pinch-hit opportunities ... recorded 11 multi-hit games.

Clevenger: Career Review (Continued)

2010: Steve was named a Southern League All-Star and went on to hit .317 (86-for-271) with 24 doubles, five homers and 47 RBI for Double-A Tennessee ... he batted .383 (46-for-120) with a .435 on-base percentage after the All-Star break.

- Ⓢ Posted a .372 batting average (73-for-196) with 23 doubles and three homers off right-handed pitching ... hit .173 (13-for-75) with a double and two homers off southpaws.

Ⓢ Was 33-for-94 (.351) with runners in scoring position.

Ⓢ Threw out 21 of 70 baserunners attempting to steal (30-percent) ... had a .994 fielding percentage (3 E/478 TC) in 63 games behind the dish.
- Ⓢ Named the Southern League Hitter of the Week for August 16-22 ... hit .500 (11-for-22) with five doubles, two homers and 11 RBI for the week.

Ⓢ Had nine RBI and eight hits (3 2B, 2 HR) in a two-game span, August 21-22 vs. Mississippi.

Ⓢ Batted .397 (29-for-73) with a 1.121 OPS in 21 August contests ... had 10 doubles and 18 RBI for the month.

2009: Steve combined to hit .290 (89-for-307) with 33 runs scored, 16 doubles, four triples, one homer and 36 RBI in 94 games with Double-A Tennessee and Triple-A Iowa.

- Ⓢ Spent the majority of the season with Iowa, batting .265 (61-for-230) with 12 doubles and 26 RBI in 68 contests.

Ⓢ Batted .364 (28-for-77) in 26 games with Tennessee before his May 27 promotion to the I-Cubs.

Ⓢ Rode a 10-game hitting streak, June 14-26 ... went 14-for-37 (.378) during the span.

2008: Steve split the season between Single-A Daytona and Double-A Tennessee ... combined to bat .298 (111-for-373) with 49 walks, 25 doubles and 54 RBI in 113 games.

2007: Steve combined to hit a career-best .340 (84-for-247) with 42 RBI in 65 Single-A games between Boise and Daytona.

2006: Spent his first professional season with Single-A Boise of the Northwest League where he hit .286 (63-for-220) in 63 games ... hit .298 (14-for-47) off left-handed pitchers compared to a .283 average (49-for-173) off righties.

Clevenger: Career Statistics and Transactions

YEAR	TEAM	AVG	G	AB	R	H	2B	3B	HR	RBI	SH	SF	HP	BB	SO	SB-CS	E	OBP	SLG
2006	Boise-A	.286	63	220	35	63	8	1	2	21	1	1	1	26	28	5-2	11	.363	.359
2007	Boise-A	.373	22	83	10	31	9	0	0	18	0	1	0	4	6	0-0	2	.398	.482
	Daytona-A	.323	43	164	21	53	8	1	2	24	1	4	1	13	5	0-0	0	.368	.421
2008	Daytona-A	.313	84	284	36	89	20	0	2	39	1	4	1	39	41	7-3	3	.393	.405
	Tennessee-AA	.247	29	89	5	22	5	1	1	15	2	3	0	10	10	0-0	3	.314	.360
2009	Tennessee-AA	.364	26	77	12	28	4	3	1	10	1	0	1	10	8	0-0	2	.443	.532
	Iowa-AAA	.265	68	230	21	61	12	1	0	26	2	3	1	15	31	4-3	6	.309	.326
2010	Tennessee-AA	.317	88	271	37	86	24	0	5	47	0	1	2	20	28	0-6	4	.367	.461
2011	Tennessee-AA	.295	95	312	42	92	27	3	5	39	1	3	0	35	39	1-0	2	.363	.449
	Iowa-AAA	.407	25	86	9	35	3	1	3	15	0	2	0	9	7	1-0	1	.454	.570
	CUBS	.250	2	4	1	1	1	0	0	0	0	0	1	0	0	0-0	0	.400	.500
2012	CUBS	.201	69	199	16	40	12	0	1	16	0	0	0	16	39	0-1	4	.260	.276
	Iowa-AAA#	.462	5	13	5	6	2	0	1	3	0	0	0	2	0	0-0	0	.533	.846
M.L./CUBS TOTALS		.202	71	203	17	41	13	0	1	16	0	0	1	16	39	0-1	4	.264	.281
MINOR LEAGUE TOTALS		.309	548	1829	233	566	122	11	22	257	9	22	7	183	203	18-14	34	.370	.424

#Injury Rehabilitation Assignment

PCT	G	PO	A	E	TC	DP	PB	2012/CAREER	PCT	G	PO	A	E	TC	DP	PB
.988	51	319	18	4	341	0	4	Catcher	.989	53	332	18	4	354	0	4
1.000	9	31	3	0	34	3	—	First Base	1.000	9	31	3	0	34	3	—
—	1	0	0	0	0	0	—	Third Base	—	1	0	0	0	0	0	—
.989	350	21	4	375	3	4		M.L. TOTALS	.990	363	21	4	388	3	4	

CAUGHT STEALING: 2012 — 6-for-51 (.118) ... Career — 6-for-52 (.115)

STEVE CLEVINGER'S CAREER TRANSACTIONS

- 2006 — Selected by Cubs in the seventh round of draft (scout: Keith Stohr)

2012 — On disabled list 4/26-5/29 ... strained right oblique ... included injury rehab assignment to Iowa (5/21-29)

2012 — Placed on MLB suspended list 9/8 ... reinstated 9/9

STEVE CLEVINGER'S CAREER HIGHS

- MOST HITS:** 3 (twice), most recently 4/21/12 vs. Cincinnati

MOST RUNS SCORED: 2 — 4/12/12 vs. Milwaukee

MOST DOUBLES: 2 — 4/12/12 vs. Milwaukee

MOST RBI: 2 (four times), most recently 6/29/12 vs. Houston
- MOST WALKS:** 2 (twice), most recently 8/17/12 @ Cincinnati

LONGEST HITTING STREAK: 5 games (twice), most recently 6/26-7/3/12

27 Casey Coleman – RHP



BATS: Left **THROWS:** Right **HEIGHT:** 6-0 **WEIGHT:** 185 **MLS:** 1+44
FULL NAME: Joseph Casey Coleman
OPENING DAY AGE: 25, turns 26 on July 3
BORN: 7/3/87 in Fort Myers, FL
RESIDES: Cape Coral, FL
FAMILY: Single
CONTRACT STATUS: Signed through 2013
SIGNED BY: Rolando Pino
HOW ACQUIRED: Selected by Cubs in 15th round of 2008 draft

Non-Roster Invitee



Coleman: Facts and Information

A third-generation big leaguer, Casey begins his sixth season in Chicago's organization, having seen major league action each of the last three seasons ... In 2009, he was named the Cubs Minor League Pitcher of the Year.

- Ⓢ Has gone 7-13 with a 5.76 ERA (106 ER/165.2 IP) in 48 major league games, including 26 starts.
- Ⓢ In 85 minor league games (80 starts), has gone 35-22 with a 3.79 ERA (191 ER/453.1 IP).
- Ⓢ Attended Florida Gulf Coast University in Fort Myers, Fla.
- Ⓢ Graduated from Mariner High School in Cape Coral, Fla., in 2005.
- Ⓢ His dad, Joe, played professionally from 1965-79, boasting a trip to the All-Star Game in 1972 with the Tigers ... his grandfather, Joe, had a 10-year major league career (1942-55) including an All-Star season in 1948 with the Philadelphia Athletics.
 - ♦ The Colemans are the only family featuring three generations of pitchers in major league history.
- Ⓢ Named one of Ft. Myers News-Press' People of the Year in January of 2011 before having his jersey retired at Mariner High School.
- Ⓢ Participated in the 2012 Cubs Caravan.

Coleman: 2012 Season

After starting the year with Triple-A Iowa, Casey appeared in 17 games (one start) for Chicago spanning two stints with the big league club (May 12-July 2 and July 31-August 1) ... landed on the minor league disabled list, August 12, with a right shoulder strain, ending his season.

- Ⓢ In 17 games for the Cubs, posted an 0-2 mark with a 7.40 ERA (20 ER/24.1 IP) ... walked 12 and struck out 16.
- Ⓢ Posted a 2.08 ERA (3 ER/13.0 IP) and held the opponent to a .213 batting average in his first nine big league relief appearances, May 12-June 4.
 - ♦ Produced a 13.50 ERA (17 ER/11.1 IP) in his final eight major league outings, including one start ... opponents batted .458 in that stretch.
- Ⓢ Made his lone big league start of the season, July 31 vs. Pittsburgh ... surrendered four runs in 4.2 innings of work as the Cubs fell, 5-0.
- Ⓢ Appeared in 13 games for Iowa, making 11 starts ... went 2-4 with a 4.34 ERA (28 ER/58.0 IP) ... walked 25 and struck out 52.
- Ⓢ Surrendered just two home runs in his final 12 outings for the I-Cubs, spanning 53.0 innings.
- Ⓢ In eight games (seven starts) prior to the Triple-A All-Star break, was 2-3 with a 3.93 ERA (16 ER/36.2 IP) ... was 0-1 with a 5.06 ERA (12 ER/21.1 IP) in five games (four starts) following the break.
- Ⓢ Triple-A batters hit .294 (15-for-51) against him with runners in scoring position, but just .158 (3-for-19) with RISP and two outs.
- Ⓢ Batted .417 (5-for-12) with a double and two RBI for Iowa.

Coleman: Career Review

2011: Casey was 3-9 with a 6.40 ERA (60 ER/84.1 IP) in 19 games (17 starts) in four stints for Chicago ... he struck out 75 and walked 46 while opponents batted .300 against him.

- Ⓢ Began the year with Triple-A Iowa, but had yet to appear in a game when he was recalled, April 9, to replace an injured Randy Wells.
 - ♦ Was on the major league roster from April 9-May 28, June 11-14, July 4-5 and August 15 through the remainder of the season.
- Ⓢ Was 3-9 with a 6.18 ERA (57 ER/83.0 IP) in 17 starts compared to a 20.25 ERA (3 ER/1.1 IP) with no record in two relief appearances.
- Ⓢ Posted a 3-2 record with a 2.14 ERA (10 ER/42.0 IP) when tossing 5.2 or more innings (seven starts) ... was 0-7 with a 10.32 ERA (47 ER/41.0 IP) when tossing less than 5.2 frames (10 starts).
- Ⓢ Was 2-4 with a 7.23 ERA (34 ER/42.1 IP) in 11 games (nine starts) before the All-Star break ... went 1-5 with a 5.57 ERA (26 ER/42.0 IP) in eight starts after the Mid-Summer Classic.
- Ⓢ Endured a career-high, five-game losing streak, May 25-September 14 (eight starts).
- Ⓢ Was 5-2 with a 3.65 ERA (30 ER/74.0 IP), 54 strikeouts, 22 walks and a .254 average against in 12 starts with Triple-A Iowa.
- Ⓢ Went 3-0 with a 3.08 ERA (13 ER/38.0 IP), 29 strikeouts and five walks after the Triple-A All-Star break (six starts).

2010: Casey enjoyed his first major league action after he was selected from Triple-A Iowa, August 2, and transitioned from the bullpen to the starting rotation ... all told, went 4-2 with a 4.11 ERA (26 ER/57.0 IP) in 12 games, eight starts, for the Cubs.

- Ⓢ Was 4-2 with a 3.33 ERA (18 ER/48.2 IP) in eight starts, tossing 6.0 or more innings in his final seven ... logged five quality starts.
- Ⓢ Surrendered three or fewer runs in six of his eight starts.
- Ⓢ Had no record with an 8.64 ERA (8 ER/8.1 IP) in four relief appearances for Chicago.
- Ⓢ Held the opponent scoreless in his final 11.0 innings of work, dating to September 25's fourth frame vs. St. Louis.
- Ⓢ Made his major league debut, August 2 vs. Milwaukee, allowing six runs in 2.1 innings of relief.
- Ⓢ Recorded his first career big league win in his second start, August 23 in Washington (6.1 IP, 1 ER, 3 H).
 - ♦ His father, Joe, also won his first major league game in Washington, D.C. ... with the Senators, Joe defeated the Kansas City Athletics at D.C. Stadium, September 28, 1965.
- Ⓢ Owned a 10-7 mark with a 4.07 ERA (53 ER/117.1 IP) in 20 starts with Triple-A Iowa ... he recorded two complete games.

Coleman: Career Review (Continued)

2009: Casey went 14-6 with a 3.68 ERA (61 ER/149.0 IP) in 27 starts with Double-A Tennessee en route to Cubs Minor League Pitcher of the Year honors.

- Finished the season tied for the most wins in the Southern League.
- Surrendered two or fewer walks in 18 of his starts and tossed 6.0 or more innings 13 times.
- Rode three winning streaks of three games or more: April 11-23 (three games), June 24-July 5 (three games) and July 30-August 15 (four games).
- Was undefeated on the road, boasting a 7-0 mark with a 3.06 ERA (24 ER/70.2 IP) in 13 games.
- Went 9-4 with a 2.93 ERA (32 ER/98.1 IP) in 17 starts prior to the All-Star break ... was 5-2 with a 5.15 ERA (29 ER/50.2 IP) after the break.
- Earned Southern League All-Star honors with his first-half performance ... was awarded Pitcher of the Week honors for June 29-July 5.

2008: Casey compiled a 4-3 ledger with a 3.11 ERA (19 ER/55.0 IP) in 13 games (10 starts) between Single-A Boise, Single-A Peoria and Single-A Daytona.

- Made his professional debut June 21 with Boise, allowing two runs on four hits and two walks, while fanning two vs. Eugene.
- Went 1-1 with a 4.05 ERA (12 ER/26.2 IP) in four appearances with the Hawks before a July 25 promotion to Peoria.
- Boasted a 2.70 ERA (7 ER/23.1 IP) in five starts with the Chiefs.

Coleman: Career Statistics and Transactions

YEAR	TEAM	W-L	ERA	G	GS	CG	SHO	SV	IP	H	R	ER	HR	HB	BB	SO	WP	BK
2008	Boise-A	1-1	4.05	7	4	0	0	0	26.2	27	13	12	4	1	7	24	2	0
	Peoria-A	2-2	2.70	5	5	0	0	0	23.1	25	11	7	1	0	4	18	0	0
	Daytona-A	1-0	0.00	1	1	0	0	0	5.0	4	1	0	0	0	2	2	0	0
2009	Tennessee-AA	+14-6	3.68	27	27	1	0	0	149.0	142	63	61	8	5	58	84	2	1
2010	Iowa-AAA	10-7	4.07	20	20	2	0	0	117.1	106	58	53	10	2	35	59	4	0
	CUBS	4-2	4.11	12	8	0	0	0	57.0	56	27	26	3	2	25	27	3	0
2011	CUBS	3-9	6.40	19	17	0	0	0	84.1	102	62	60	10	4	46	75	3	1
	Iowa-AAA	5-2	3.65	12	12	0	0	0	74.0	69	32	30	11	0	22	54	0	0
2012	Iowa-AAA	2-4	4.34	13	11	0	0	0	58.0	53	29	28	4	2	25	52	0	0
	CUBS	0-2	7.40	17	1	0	0	0	24.1	37	20	20	5	0	12	16	1	0
M.L./CUBS TOTALS		7-13	5.76	48	26	0	0	0	165.2	195	109	106	18	6	83	118	7	1
MINOR LEAGUE TOTALS		35-22	3.79	85	80	3	0	0	453.1	426	207	191	38	10	153	293	8	1

+Tied for League Lead

SV/OPP: 2012 – 0/1 ... Career – 0/1 ... HOLDS: 2012 – 0 ... Career – 0 ... IR/IRS: 2012 – 5/3 ... Career – 7/3

YEAR	AVG	AB	R	H	2B	3B	HR	RBI	SH	SF	HP	BB	SO	SB	CS	PCT	G	PO	A	E	TC	DP
2012	.333	3	0	1	0	0	0	0	0	0	0	0	1	0	0	1.000	17	3	2	0	5	0
M.L. TOTALS	.146	48	3	7	2	1	0	2	6	0	0	1	18	0	0	1.000	48	13	24	0	37	4

LAST HIT: 9/26/11 @ San Diego (triple off Mat Latos) ... number of at-bats since then – 3

CASEY COLEMAN'S CAREER TRANSACTIONS

2008 – Selected by Cubs in 15th round of draft (scout: Rolando Pino)

CASEY COLEMAN'S CAREER HIGHS AND LOWS

- MOST STRIKEOUTS:** 8 – 9/19/11 vs. Milwaukee

MOST HITS ALLOWED: 10 – 8/17/11 @ Houston

MOST WALKS ALLOWED: 5 (three times), most recently 5/19/11 @ Florida

MOST RUNS ALLOWED: 7 – 6/27/12 vs. New York (N.L.)

MOST HOME RUNS ALLOWED: 2 (twice), most recently 6/27/12 vs. New York (N.L.)

LONGEST WINNING STREAK: 4 games – 9/18/10-4/16/11
- LONGEST LOSING STREAK:** 5 games – 5/25-9/14/11

LONGEST START: 7.0 innings (three times), most recently 8/28/11 @ Milwaukee

LONGEST RELIEF APPEARANCE: 4.0 innings – 5/17/12 vs. Philadelphia

MOST CONSECUTIVE SCORELESS INNINGS: 11.0 – 9/25-10/1/10 (two starts)

9 David DeJesus – OF



BATS: Left **THROWS:** Left **HEIGHT:** 5-11 **WEIGHT:** 192 **MLS:** 8+146
FULL NAME: David Christopher DeJesus
OPENING DAY AGE: 33
BORN: 12/20/79 in Brooklyn, NY
RESIDES: Wheaton, IL
FAMILY: Married — Kim ... Child — David Kingston
CONTRACT STATUS: Signed through 2013, club option for 2014
SIGNED BY: Keith Hughes (Kansas City)
HOW ACQUIRED: Signed two-year major league contract with Cubs 11/30/11



DeJesus: Facts and Information

David begins his second year with the Cubs and his 10th season in the majors ... prior to Chicago, he played for Kansas City (2003-10) and Oakland (2011) ... has spent significant time at all three outfield positions, including center field from 2003-08, left field in 2009 and right field in 2010-12.

- Ⓒ Entering 2013, has batted .281 (1,210-for-4,303) with 235 doubles, 58 triples, 80 home runs, 486 RBI and a .355 on-base percentage in 1,155 career big league games.
- Ⓒ Is averaging 33 doubles, eight triples, 11 home runs and 68 RBI per 162 games in his career.
- Ⓒ Has played 577 games in center field, 318 in right field and 292 in left field ... owns a .992 fielding percentage (22 E/2,631 TC).
 - ♦ Has 62 career outfield assists, including a career-best 13 in 2009 with Kansas City.
- Ⓒ Has recorded 12 career lead-off home runs as well as three career inside-the-park home runs.
- Ⓒ Was the Cubs nominee for the 2012 Roberto Clemente Award.
- Ⓒ Was one of 30 nominees for the MLB Players Alumni Association 2008 Heart and Hustle Award.

- Ⓒ His brother, Michael, was a 15th-round pick of the Cincinnati Reds in 2005.
- Ⓒ Selected by the New York Mets in the 43rd round of the 1997 draft, but did not sign ... selected by the Kansas City Royals in the fourth round of the 2000 draft.
- Ⓒ Attended Rutgers University in New Jersey ... graduated from Manalapan (N.J.) High School in 1997.
- Ⓒ Is the spokesperson for Guadalupe Centers, Inc., the longest continually operating organization serving Latinos.
- Ⓒ Participated in the 2012-13 Cubs Caravans.
- Ⓒ With his wife, Kim, created the David DeJesus Family Foundation to help families in crisis in Chicago, and in parts of the world where people lack basic human needs.

CAREER AWARDS

Player of the Week
 July 14-17, 2005

DeJesus: 2012 Season

In his first season with the Cubs, David appeared in 148 games while batting .263 (133-for-506) with 28 doubles, eight triples, nine home runs and 50 RBI ... he led the club with a .350 on-base percentage.

- Ⓒ Played 100 games (86 starts) in right field, 50 games (36 starts) in center field and three games in left field.
 - ♦ Recorded a .993 fielding percentage (2 E/272 TC) and eight outfield assists.
- Ⓒ Logged a .358 on-base percentage in 116 games from the lead-off position in the batting order ... that ranked third-highest among N.L. leadoff hitters behind only Colorado's Dexter Fowler (.389) and St. Louis' Jon Jay (.362) ... minimum 200 plate appearances.
- Ⓒ Drew 61 walks, his most since drawing a career-high 64 free passes in 2007 with Kansas City.
- Ⓒ Averaged 4.07 pitches per plate appearance, seventh-highest among N.L. hitters.
- Ⓒ Hit .289 (119-for-412) against right-handed pitching compared to a .149 average (14-for-94) against southpaws.
- Ⓒ Batted 29 points higher at home (.277) than on the road (.248).
- Ⓒ Posted a .286 batting average (79-for-276) against N.L. Central division opponents ... hit .235 (54-for-230) in all other games.
- Ⓒ Batted a monthly-best .317 (32-for-101) in 26 May contests.
- Ⓒ Three times tied his career high with four hits in a contest: June 23 in Arizona, August 15 vs. Houston and September 21 vs. St. Louis.
 - ♦ His three four-hit games led the club.
- Ⓒ Belted a pinch-grand slam, May 11 in Milwaukee, a one-out go-ahead blast off Kameron Loe.
 - ♦ Was his first career pinch-homer and his second career grand slam.
 - ♦ Remained in the game and went on to tie his career high with five RBI (also done June 15, 2008 against Arizona).
- Ⓒ Tied his career high with two triples, May 28 vs. San Diego ... also did so, September 30, 2006, at Detroit.
- Ⓒ Hit .269 (18-for-67) in July after batting .224 (17-for-76) in June.
- Ⓒ August 15 vs. Houston, recorded his fourth career two-homer game and tied his career high with four hits.
- Ⓒ Hit his 12th career lead-off home run, August 22 in Milwaukee off Yovani Gallardo.
- Ⓒ September 21 vs. St. Louis, had four hits including a game-winning walk-off RBI single in the 11th inning, going 4-for-6 with two runs, a triple and a RBI.

DeJesus: Career Review

2011: In his lone season with the Athletics, David batted .240 (106-for-442) with 20 doubles, five triples, 10 home runs and 46 RBI in 131 games, returning from a sprained right thumb that prematurely ended his 2010 campaign.

- Ⓒ Batted .270 (48-for-178) following the All-Star break, 50 points higher than his .220 mark (58-for-264) in the first half.
- Ⓒ His .323 on-base percentage was 83 points higher than his batting average, thanks to 45 walks.
- Ⓒ Manned right field for 116 games, including 114 starts ... made eight appearances (six starts) in center field.
- Ⓒ Delivered three multi-homer efforts: May 4 vs. Cleveland, May 24 at the Angels and August 6 at Tampa Bay.
- Ⓒ Collected his 1,000th career hit, May 14 vs. the White Sox, a fifth inning, two-run triple.
- Ⓒ Had a season-high six-game hitting streak, May 21-27, batting .500 during the run (10-for-20).
- Ⓒ His error in right field, June 30 vs. Florida, snapped a stretch of 305-consecutive contests without a fielding miscue.
 - ♦ Went on to post a .984 fielding percentage in the outfield for the season (250 TC/4 E).
- Ⓒ Played in his 1,000th career game, September 16 vs. Detroit.

DeJesus: Career Review (Continued)

2010: In his final season with the Royals, David was hitting a career-best .318 with 23 doubles, three triples, five home runs and 37 RBI in 91 games before right thumb surgery ended his season in late July.

- Ⓒ Finished the season with 241-consecutive errorless games, the longest ever by a Kansas City outfielder and longest active streak in the bigs.
 - The Royals record was held by Amos Otis at 165 games from July 18, 1970-July 29, 1971.
- Ⓒ Recorded a career-high .384 on-base percentage.
- Ⓒ Produced a .340 batting average (88-for-259) against right-handed pitching and a .258 mark (24-for-93) against lefties.
- Ⓒ Had a major-league best .287 batting average with two strikes.
- Ⓒ Batted .368 (43-for-117) during day games.
- Ⓒ Hit .408 (29-for-71) in interleague play, fifth-best in the majors.
 - His 29 interleague hits ranked second in the bigs while his seven doubles tied for sixth.
- Ⓒ Made his sixth-straight Opening Day start, his first in right field, against Detroit.
- Ⓒ Recorded his third career inside-the-park home run, April 23 against Minnesota.
- Ⓒ Belted his 11th career lead-off homer, April 28 against Seattle.
- Ⓒ Missed two games for the birth of his son, David Kingston, May 25.
- Ⓒ Had a season-best 11-game hitting streak, May 16-29 ... batted .400 (18-for-45) during the run.
- Ⓒ Matched his career high with four hits, May 28 at Boston ... tied it again, June 16 against Houston.
- Ⓒ His .410 June batting average was second-best in the majors behind only Texas' Josh Hamilton (.454).
 - It was the best single-month batting average of his career and it was the best June average by a Royal since Clint Hurdle hit .432 in 1980.
- Ⓒ Was batting .326 at the All-Star break while his 107 hits tied for sixth in the A.L.
- Ⓒ Sprained his right thumb in a collision with the wall at Yankee Stadium, July 22, attempting to make a catch ... was placed on the 15-day disabled list the next day and had surgery, July 26.
 - The surgery was performed by Dr. Tom Graham at the Cleveland Clinic.
- Ⓒ Transferred to the 60-day disabled list, September 1, and missed the remainder of the season.

2009: His nine triples for the Royals were eighth in the majors and tied for third in the A.L. ... posted the fifth-best on-base plus slugging numbers (.835) among major league leadoff hitters with at least 350 at-bats.

- Ⓒ Was one of four outfielders in the majors to not commit an error ... ranked tied for second in the A.L. and tied for fourth in the majors with a career-best 13 outfield assists.
- Ⓒ Hit .309 with 10 homers and 50 RBI in his final 91 games after producing a .231 average with three homers and 21 RBI in his first 53 games through June 9.
- Ⓒ Batted .316 in July, .324 in August and .320 in September.
- Ⓒ After hitting .189 against lefties in his first 47 games through June 29, batted .381 the rest of the way to finish at .290 against southpaws.
 - His .381 average against lefties from June 30 through the end of the season was tops among left-handed hitters in the majors.
- Ⓒ Batted .358 with runners in scoring position from May 18 through the end of the season, the sixth-highest mark in the A.L. and 10th in the majors.
- Ⓒ Threw out the winning run at the plate in the bottom of the ninth inning and again in the 11th inning, September 11 at Cleveland ... Royals won the game, 2-1, in 12 innings.
 - Became the first player in the majors to throw out the potential winning run at home plate in the bottom of the ninth or later twice in one game since the Cardinals Bernard Gilkey at Houston, August 25, 1992.

2008: Had a career year in the Royals outfield, setting personal bests in hits (159), RBI (73), stolen bases (11) and slugging percentage (.452) ... led all of baseball by hitting .419 with runners in scoring position, the second-highest mark in Royals history (George Brett, .469 in 1980).

- Ⓒ Also set a Kansas City record with a .460 mark with RISP at the All-Star break, besting Mike Sweeney's mark in 2000 (.438).
- Ⓒ Finished second in the A.L. and fourth in the majors with a .359 average with runners on base.
- Ⓒ His seven triples tied for sixth in the A.L.
- Ⓒ Sprained his left ankle after one at-bat in the season opener in Detroit, March 31 ... missed 11 games, returning April 14 in Seattle.
- Ⓒ Hit .359 in a 37-game span, May 27-July 7, including a 16-game hitting streak from June 14-July 4 (.406, 4 HR and 16 RBI).
- Ⓒ Belted his first career grand slam, June 15 at Arizona, capping a 3-for-5 game and a career-high five RBI.
- Ⓒ Hit his first career walk-off homer, a two-run blast with two outs in the ninth, July 12 vs. Seattle, giving the Royals a 5-4 win.
- Ⓒ Produced a .388 average in September, the ninth-highest mark in the majors and fifth in the A.L.
- Ⓒ Had a 14-game hitting streak, September 11-23, batting .423 (22-for-52) during the run.
- Ⓒ Hit his second career inside-the-park homer, September 20 vs. the White Sox.
- Ⓒ Tied his career mark with four hits, September 22 at Detroit.

2007: Set a Royals single-season record with 23 hit by pitches, breaking the previous mark of 18 by Mike Macfarlane in 1994, and tied by Angel Berroa in 2003 ... that total led the A.L. and was second in the majors to the Phillies Chase Utley (25).

- Ⓒ Became the first Royals player to top the century mark in runs scored since Carlos Beltran in 2003 (102).
- Ⓒ His nine triples were tied for third in the A.L.
- Ⓒ Named Royals Player of the Month for April after hitting .308 for the month.
- Ⓒ Posted his sixth career four-hit game, May 13 at the White Sox.
- Ⓒ Recorded his 100th career double, July 2 vs. Seattle, and went on to collect 100 hits by the All-Star break for the first time in his career.
- Ⓒ Recorded a team season-high 13-game hitting streak, July 22-August 4, batting .400 (20-for-50) with 11 RBI during the stretch.

2006: David tied for the Royals team lead with seven triples (with Mark Teahen), and tied for seventh in the A.L. ... was hit by a pitch 12 times, tied for sixth in the AL ... on April 8, signed a five-year deal with a club option for 2011.

- Ⓒ Suffered a strained left hamstring, April 18, and was placed on the shelf the following day ... returned May 29 after missing 33 games.
- Ⓒ Belted a leadoff homer, May 30 at Oakland.
- Ⓒ Batted .327 in June, his first full month that season, and earned Royals Player of the Month honors.
- Ⓒ Reached safely in 19-straight games, July 26-August 13.
- Ⓒ Ranked fifth among all major leaguers with a .436 batting average in Interleague play.
- Ⓒ Posted seven-straight multi-hit games, June 28-July 4, batting .531.

DeJesus: Career Review (Continued)

2005: Enjoyed his first full major league season with the Royals ... his .293 batting average ranked fourth among major league center fielders (min. 100 games), trailing Boston's Johnny Damon (.316), Milwaukee's Brady Clark (.306) and Cincinnati's Ken Griffey Jr. (.301).

- © Finished with just four errors in 317 chances for a .987 fielding mark.
- © Led the Royals with 92 hits and six triples, and tied for the team lead with 134 total bases at the All-Star break.
- © Hit safely in his first four games of the season to cap a 19-game hitting streak dating to 2004.
- © Twice hit leadoff homers: July 16 at Detroit and July 18 at Cleveland.
- © Suffered a strained right shoulder on a diving catch at the Yankees, August 28, and made only one appearance in the team's final 30 games, pinch-running vs. Detroit, September 21.

2004: Named the Les Milgram Royals Player of the Year by the Kansas City chapter of the BBWAA, joining Bob Hamelin (1994) as the only rookies in team history to win the award ... finished sixth in A.L. Rookie of the Year voting.

- © Recalled from Triple-A Omaha, April 24 ... optioned to Omaha, May 11, after going 1-for-23 in his first 11 games for the Royals.
- © Recalled from Omaha, June 25, following the trade of Carlos Beltran.
- © His first career homer was a leadoff shot, July 16, vs. Minnesota's Brad Radke.
- © Recorded a pair of 15-game hitting streaks, matching the longest by a Royal that season ... his first 15-game run, July 30-August 15, established a club rookie record.
- © Scored four runs in the first game of a twinbill at Detroit, September 9 ... teamed with Joe Randa (6) to combine for 10 runs in the game, tying an A.L. record for most runs scored in a game by two players ... Randa and Angel Berroa also tied the mark in the same game.

2003: Finished second among all Royals minor leaguers with a .308 combined batting average between Double-A Wichita and Triple-A Omaha ... was a September call-up and appeared in 12 games for the Royals.

- © Made his major league debut as a defensive replacement in the eighth inning in center field, September 2 at Texas.
- © Collected his first big league hit with a triple off Bartolo Colon, September 27 vs. the White Sox.

2002: Named the Royals Minor League Player of the Year after batting a combined .288 with 27 doubles, eight triples, six homers and 56 RBI in 112 games between Single-A Wilmington and Double-A Wichita.

2001: Missed the entire season as he was recovering from surgery on his left elbow.

2000: Drafted by the Royals in the fourth round of the June draft, and signed August 17 ... did not play due to a left elbow injury suffered while playing at Rutgers.

DeJesus: Career Statistics and Transactions

YEAR	TEAM	AVG	G	AB	R	H	2B	3B	HR	RBI	SH	SF	HP	BB	SO	SB-CS	E	OBP	SLG
2000	—					INJURED — DID NOT PLAY													
2001	—					INJURED — DID NOT PLAY													
2002	Wilmington-A	.296	87	334	69	99	22	6	4	41	10	5	13	48	42	15-6	1	.400	.434
	Wichita-AA	.253	25	79	7	20	5	2	2	15	1	3	5	8	10	3-1	1	.347	.443
2003	Wichita-AA	.338	17	71	14	24	4	0	2	10	0	1	2	9	8	1-3	1	.422	.479
	Omaha-AAA	.298	59	215	49	64	16	3	5	23	5	2	9	34	30	8-4	0	.412	.470
	Kansas City	.286	12	7	0	2	0	1	0	0	1	0	1	1	2	0-0	0	.444	.571
2004	Omaha-AAA	.315	50	197	38	62	14	4	6	16	1	0	7	21	30	7-6	1	.400	.518
	Kansas City	.287	96	363	58	104	15	3	7	39	8	0	9	33	53	8-11	4	.360	.402
2005	Kansas City	.293	122	461	69	135	31	6	9	56	5	6	9	42	76	5-5	4	.359	.445
2006	Omaha-AAA#	.385	3	13	0	5	0	0	0	2	0	0	0	0	2	0-0	0	.385	.385
	Kansas City	.295	119	491	83	145	36	7	8	56	2	4	12	43	70	6-3	3	.364	.446
2007	Kansas City	.260	157	605	101	157	29	9	7	58	7	4	23	64	83	10-4	4	.351	.372
2008	Kansas City	.307	135	518	70	159	25	7	12	73	4	4	5	46	71	11-8	1	.366	.452
2009	Kansas City	.281	144	558	74	157	28	9	13	71	5	5	8	51	87	4-9	0	.347	.434
2010	Kansas City	.318	91	352	46	112	23	3	5	37	3	1	4	34	47	3-3	0	.384	.443
2011	Oakland	.240	131	442	60	106	20	5	10	46	4	4	11	45	86	4-3	4	.323	.376
2012	CUBS	.263	148	506	76	133	28	8	9	50	2	4	9	61	89	7-8	2	.350	.403
MAJOR LEAGUE TOTALS		.281	1155	4303	637	1210	235	58	80	486	41	32	91	420	664	58-54	22	.355	.419
AMERICAN LEAGUE TOTALS		.284	1007	3797	561	1077	207	50	71	436	39	28	82	359	575	51-46	20	.356	.421
NATIONAL LEAGUE TOTALS		.263	148	506	76	133	28	8	9	50	2	4	9	61	89	7-8	2	.350	.403
MINOR LEAGUE TOTALS		.301	241	909	177	274	61	15	19	107	17	11	36	120	122	34-20	4	.400	.464

#Injury Rehabilitation Assignment

PCT	G	PO	A	E	TC	DP	2012/CAREER	PCT	G	PO	A	E	TC	DP
1.000	3	4	0	0	4	0	Left Field	.997	292	583	19	2	604	3
1.000	50	90	3	0	93	0	Center Field	.990	577	1397	28	14	1439	6
.989	100	168	5	2	175	1	Right Field	.990	318	567	15	6	588	2
.993		262	8	2	272	1	M.L. TOTALS	.992		2547	62	22	2631	11

DAVID DEJESUS' CAREER TRANSACTIONS

2000 – Selected by Kansas City in fourth round of draft (scout: Keith Hughes)

2006 – On disabled list 4/19-5/29 ... strained left hamstring ... included injury rehab assignment to Omaha (5/25-28)

2010 – On disabled list 7/23-11/9 ... right thumb sprain

2010 – Traded to Oakland 11/10 for P Vin Mazzaro and P Justin Marks

2011 – Elected free agency 10/30

2011 – Signed two-year contract with club option for 2014 with Cubs 11/30

DAVID DEJESUS' CAREER HIGHS

LEADOFF HOME RUNS: 12 – 7/16/04 vs. Minnesota (Brad Radke), 8/25/04 @ Anaheim (Ramon Ortiz), 9/22/04 @ Tampa Bay (Doug Waechter), 4/23/05 vs. White Sox (Jose Contreras), 7/16/05 @ Detroit (Jason Johnson), 7/18/05 @ Cleveland (Cliff Lee), 5/30/06 @ Oakland (Brad Halsey), 8/17/06 @ White Sox (Mark Buehrle), 7/2/08 @ Baltimore (Daniel Cabrera), 6/19/09 vs. St. Louis (Brad Thompson), 4/28/10 vs. Seattle (Ryan Rowland-Smith), 8/22/12 @ Milwaukee (Yovani Gallardo)

INSIDE-THE-PARK HOME RUNS: 3 – 8/14/05 vs. Detroit (Jason Johnson), 9/20/08 vs. White Sox (Gavin Floyd), 4/23/10 vs. Minnesota (Carl Pavano)

TWO-HOMER GAMES: 4 – 5/4/11 vs. Cleveland, 5/24/11 @ Los Angeles (A.L.), 8/6/11 @ Tampa Bay, 8/15/12 vs. Houston

GRAND SLAMS: 2 – 6/15/08 @ Arizona (Micah Owings), 5/11/12 @ Milwaukee (Kameron Loe)

PINCH-HOMERS: 1 – 5/11/12 @ Milwaukee (Kameron Loe)

MOST HITS: 4 (12 times), most recently 9/21/12 vs. St. Louis

MOST RBI: 5 (twice), most recently 5/11/12 @ Milwaukee

MOST DOUBLES: 2 (17 times), most recently 8/30/12 vs. Milwaukee

MOST TRIPLES: 2 (twice), most recently 5/28/12 vs. San Diego

MOST RUNS SCORED: 4 (four times), most recently 6/13/10 @ Cincinnati

MOST WALKS: 4 – 8/12/06 @ Cleveland

MOST STOLEN BASES: 2 – 9/3/07 @ Texas

MOST HIT BY PITCH: 2 (four times), most recently 6/18/12 vs. Chicago (A.L.)

LONGEST HITTING STREAK: 19 games – 9/19/04-4/8/05 ... single season: 17 games – 8/30-9/18/09



77 Dayan Diaz – RHP



BATS: Right **THROWS:** Right **HEIGHT:** 5-10 **WEIGHT:** 188 **MLS:** 0
FULL NAME: Dayan Enrique Diaz
OPENING DAY AGE: 24
BORN: 2/10/89 in Cartegena, Colombia
RESIDES: Cartegena, Colombia
CONTRACT STATUS: Signed through 2013
SIGNED BY: Pablo Torrealba and Guillermo Ramirez (Houston)
HOW ACQUIRED: Signed a minor league contract with Cubs 12/31/12



Non-Roster Invitee

Diaz: Facts and Information

Dayan joins the Cubs as a non-roster invitee to Spring Training after spending six professional seasons in the Houston Astros minor league system ... is 15-12 with a 2.13 ERA (44 ER/186.0 IP) in 91 games (10 starts) at the minor league level.

- Has struck out 189 hitters in 186.0 minor league innings ... has walked 91 batters.
- Has surrendered just four home runs in 186.0 career innings.
- Honored as Houston's "Co-Pitcher of the Month" in August of 2011 while with Single-A Tri-City.
- Missed the entire 2009 season and most of the 2010 campaign while recovering from Tommy John surgery.
- Originally signed as a non-drafted free agent with Houston on October 6, 2005.

Diaz: 2012 Season

Dayan spent the entire season at Single-A Lexington, going 5-4 with 19 saves and a 1.85 ERA (12 ER/58.1 IP) while recording 64 strikeouts and 30 walks in 41 relief appearances.

- Allowed just one home run in 58.1 innings of work.
- Limited left-handed hitters to a .184 batting average (16-for-87) while holding righties to a .207 clip (24-for-116).
- Did not allow a run in his first eight appearances, spanning 17.1 innings.
- Went 4-1 with two saves and a 0.49 ERA (1 ER/18.1 IP) in nine April contests.
- Converted nine-straight saves opportunities, July 10-August 10.

Diaz: Career Review

2011: In his first season at the Single-A level, Dayan went 7-3 with a 1.98 ERA (11 ER/50.0 IP) in 19 games (one start) with the Tri-City ValleyCats.

- Set career-highs in wins and strikeouts (70) while not allowing a home run in 50.0 innings.
- Recorded two or more strikeouts in 17 of his games.
- Held opponents to a .158 batting average (27-for-171).
- Honored as the organization's "Co-Pitcher of the Month" for August after going 3-1 with a 0.89 ERA (2 ER/20.1 IP) in eight games (one start).

2010: Spent the season recovering from Tommy John surgery ... pitched in two games with the Gulf Coast League Astros.

2009: Placed on the minor league disabled list with an injured right elbow, June 23 ... would miss the campaign.

2008: Went 2-2 with a 1.85 ERA (10 ER/48.2 IP) in 13 games (eight starts) with the Astros Venezuelan Rookie League team.

- Struck out a season-high eight batters in 4.0 innings of relief June 14 at VSL Cardinals.
- Held right-handed hitters to a .212 batting average (29-for-137) on the year.
- Allowed just two home runs in 48.2 innings of work.

2007: Spent the entire season with the Astros Venezuelan Rookie League team, going 1-1 with a 2.05 ERA (5 ER/22.0 IP) in 13 games ... struck out 17 while walking 15.

2006: In his first professional baseball season, Dayan went 0-1 with a 6.35 ERA (4 ER/5.2 IP) in three games (one start) with the Astros Venezuelan Rookie League team.

Diaz: Career Statistics and Transactions

YEAR	TEAM	W-L	ERA	G	GS	CG	SHO	SV	IP	H	R	ER	HR	HB	BB	SO	WP	BK
2006	VSL-Astros	0-1	6.35	3	1	0	0	0	5.2	6	6	4	0	1	9	1	4	0
2007	VSL-Astros	1-1	2.05	13	0	0	0	0	22.0	12	5	5	1	3	15	17	2	0
2008	VSL-Astros	2-2	1.85	13	8	0	0	2	48.2	42	14	10	2	4	5	36	5	0
2009		INJURED – DID NOT PITCH																
2010	GCL-Astros	0-1	13.50	2	0	0	0	1	1.1	4	2	2	0	0	2	1	0	0
2011	Tri-City-A	7-3	1.98	19	1	0	0	2	50.0	27	17	11	0	5	30	70	2	0
2012	Lexington-A	5-4	1.85	41	0	0	0	19	58.1	40	14	12	1	2	30	64	3	0
MINOR LEAGUE TOTALS		15-12	2.13	91	10	0	0	24	186.0	131	58	44	4	15	91	189	16	0

DAYAN DIAZ’S CAREER TRANSACTIONS

2005 – Signed as a non-drafted free agent 10/6
2012 – Declared minor league free agency 11/2
2012 – Signed a minor league contract with Cubs 12/31



MARATHONS IN CUBS HISTORY

By Time: 6:10 (21 Innings) – August 17-August 18, 1982 ... 2-1 loss to Los Angeles at Wrigley Field
9-Inning Game: 4:22 – May 11, 2000 ... 14-8 loss to Milwaukee at Wrigley Field

By Innings: 22 – May 17, 1927 ... 4-3 win over Boston at Braves Field
21 – July 17, 1918 ... 2-1 win over Philadelphia at Weeghman Park
21 – August 17-18, 1982 ... 2-1 loss to Los Angeles at Wrigley Field
20 – June 30, 1892 ... 2-2 tie against Cincinnati at League Park
20 – August 24, 1905 ... 2-1 win over Philadelphia at Baker Bowl
20 – August 28, 1930 ... 8-7 loss to St. Louis at Wrigley Field
20 – July 6, 1980 ... 5-4 loss to Pittsburgh at Three Rivers Stadium
19 – June 22, 1902 ... 3-2 win over Pittsburgh at West Side Grounds
19 – June 17, 1915 ... 4-3 win over Brooklyn at West Side Grounds
19 – August 17, 1932 ... 3-2 win over Boston at Wrigley Field
19 – May 17, 1939 ... 9-9 tie vs. Brooklyn at Wrigley Field
18 – 13 times, most recently August 15, 2006 ... 8-6 win over Houston at Minute Maid Park

48 Rafael Dolis – RHP



BATS: Right **THROWS:** Right **HEIGHT:** 6-4 **WEIGHT:** 215 **MLS:** 0+121
FULL NAME: Rafael Jose Dolis (*DOUGH-leees*)
OPENING DAY AGE: 25
BORN: 1/10/88 in Romana, D.R.
RESIDES: San Pedro de Macoris, D.R.
FAMILY: Single ... Child — Darianny
CONTRACT STATUS: Signed through 2013
SIGNED BY: Jose Serra and Marino Encarnacion
HOW ACQUIRED: Signed by Cubs as a non-drafted free agent 8/6/04



Dolis: Facts and Information

Signed by Chicago as a non-drafted free agent in August of 2004, Rafael enters his seventh season in the organization ... he made his major league debut with the Cubs in September of 2011 and has seen big league action in parts of the last two years.

- Ⓢ In 35 big league relief appearances, has gone 2-4 with four saves and a 6.18 ERA (27 ER/39.1 IP) ... has walked 24 and struck out 25.
- Ⓢ Is 24-28 with a 3.67 ERA (153 ER/375.2 IP) and 20 saves in 143 career minor league appearances (63 starts).
- Ⓢ Has surrendered just 15 home runs in 375.2 career minor league innings.
- Ⓢ Recognized as the seventh-best prospect in the Cubs organization heading into the 2012 season by *Baseball America*.
- Ⓢ Earned Southern League mid-season and post-season All-Star honors with Double-A Tennessee in 2011, his first professional All-Star selections.
- Ⓢ Underwent Tommy John ligament replacement surgery July 6, 2007 and missed the 2008 campaign.

Dolis: 2012 Season

Rafael broke camp with the major league club for the first time in his career, and in three stints with Chicago went 2-4 with a 6.39 ERA (27 ER/38.0 IP) and four saves in 34 relief appearances.

- Ⓢ Was with Chicago from Opening Day-May 28, June 27-July 22 and September 4-end of the season.
- Ⓢ Was 2-0 with two saves and a 2.55 ERA (5 ER/17.2 IP) at home compared to an 0-4 record with two saves and a 9.74 ERA (22 ER/20.1 IP) on the road.
- Ⓢ Punched out 24 while issuing 23 free passes in 38.0 IP
- Ⓢ Held left-handed hitters to a .141 average (9-for-64), while righties registered a .388 mark (31-for-80) against him.
- Ⓢ Held opposing number three hitters to a .176 average (3-for-17).
- Ⓢ Was 4-for-6 in save situations ... recorded three holds.
- Ⓢ Stranded seven of 14 inherited runners ... retired 18 of 34 first batters faced.
- Ⓢ Tossed a season-high 2.0 innings of relief six times, most recently done September 27 in Colorado.
- Ⓢ Recorded his first career major league win, April 23 vs. St. Louis ... tossed 1.2 innings of relief as the Cubs won in walk-off fashion, 3-2.
- Ⓢ Earned his first-career save four days later, April 27, in a 5-1 Cubs win at Philadelphia ... tossed 2.0 scoreless innings of relief.
- Ⓢ Took over the closer role, May 4, and went on to record three saves in four chances through May 14.
- Ⓢ Combined to go 1-2 with three saves and a 3.27 ERA (8 ER/22.0 IP) in 20 games between Triple-A Iowa, Double-A Tennessee and Rookie-League Mesa.
- Ⓢ Landed on the minor league seven-day disabled list, July 27-August 26, with a left knee strain.
- Ⓢ Optioned to Iowa, May 28, and posted a 2.92 ERA (4 ER/12.1 IP) in 13 games prior to his recall, June 27 ... optioned back to Iowa, July 22.
- Ⓢ Recalled from Double-A Tennessee, September 4, after rosters expanded.

Dolis: Career Review

2011: Rafael was selected from Double-A Tennessee, September 19, joining his first major league roster in his fifth pro season ... prior to his call-up, had earned mid-season and post-season Southern League All-Star honors with the Smokies.

- Ⓢ Made his major league debut, September 26 in San Diego ... induced a ground out to his first batter faced, stranding a runner and ending the sixth inning ... followed with a scoreless seventh frame (1.1 IP, BB, SO).
- Ⓢ Pitched extensively in relief for the first time in his career, going 8-5 with 17 saves and a 3.22 ERA (26 ER/72.2 IP) in 51 appearances (four starts) with Tennessee.
- Ⓢ He tied for third in the Southern League in saves (17) and tied for 11th in the league in wins (eight).
- Ⓢ Limited opponents to a .227 batting average, including a .222 mark by lefthanders and a .231 mark by righthanders ... allowed just two home runs in 72.2 innings pitched.
- Ⓢ Allowed two earned runs in his final 22.2 innings with Tennessee, a 0.79 ERA during the span (July 17-September 4).

Dolis: Career Review (Continued)

2010: Rafael combined to go 9-9 with a 3.42 ERA (48 ER/126.1 IP) in 26 games (25 starts) between Single-A Daytona and Double-A Tennessee.

- Ⓒ Began the season with Daytona, posting a 2.92 ERA (23 ER/71.0 IP) with a 4-5 record in 14 games (13 starts).
- Ⓒ Was 1-1 with a 0.90 ERA (2 ER/20.0 IP) in his first four games (three starts) through April 25.
- Ⓒ With Daytona, limited the opponent to a .190 batting average (12-for-63) with runners in scoring position.
- Ⓒ Promoted to the Double-A level for the first time in his career, June 27 ... went 5-4 with a 4.07 ERA (25 ER/55.1 IP) in 12 starts for Tennessee, helping the Smokies to the division title.
- Ⓒ Was on the minor league disabled list, September 3-19, with a right shoulder strain.

2009: Rafael owned a 3.79 ERA (42 ER/99.2 IP) in 27 games (25 starts) with Single-A Daytona ... was his first action since 2007 ... posted a 3.91 ERA (42 ER/96.2 IP) in 25 starts.

- Ⓒ Held opponents to a .221 batting average (78-for-353) ... right-handed hitters hit .202 (40-for-198) while left-handed hitters were 38-for-155 (.245) against him.
- Ⓒ Surrendered two or fewer runs in 17 of his 25 starts ... walked two or fewer in 16 starts.
- Ⓒ Boasted a monthly-best 1.42 ERA (3 ER/19.0 IP) in five May outings (four starts).

2008: Missed the entire season after undergoing Tommy John surgery ... the procedure was performed by Dr. Stephen Gryzlo, July 6, 2007.

2007: Saw action in just six games with Single-A Peoria, going 3-1 with a 1.80 ERA (6 ER/30.0 IP) ... was shelved most of the season with an injured right elbow that would lead to Tommy John surgery.

- Ⓒ Surrendered one or no runs in five of his six starts ... yielded a season-high four April 14.
- Ⓒ Held the opponent to a .223 batting average (23-for-103) ... right-handed hitters mustered a paltry .189 batting average (10-for-53) off the righty.
- Ⓒ Landed on the disabled list, May 8, with right-elbow tendinitis ... remained on the D.L. for the rest of the season.

2006: Appeared in 13 games (three starts) for Rookie-League Mesa in his first professional season ... went 0-2 with an 8.28 ERA (23 ER/25.0 IP).

Dolis: Career Statistics and Transactions

YEAR	TEAM	W-L	ERA	G	GS	CG	SHO	SV	IP	H	R	ER	HR	HB	BB	SO	WP	BK
2006	— Mesa-R	0-2	8.28	13	3	0	0	0	25.0	30	27	23	1	4	16	33	4	0
2007	— Peoria-A	3-1	1.80	6	6	0	0	0	30.0	23	7	6	1	0	16	24	3	0
2008	—	INJURED — DID NOT PLAY																
2009	— Daytona-A	3-9	3.79	27	25	0	0	0	99.2	78	46	42	4	7	53	75	8	1
2010	— Daytona-A	4-5	2.92	14	13	0	0	0	71.0	63	31	23	3	2	30	48	3	1
	— Tennessee-AA	5-4	4.07	12	12	0	0	0	55.1	65	32	25	3	1	27	45	7	0
2011	— Tennessee-AA	8-5	3.22	51	4	0	0	17	72.2	61	36	26	2	3	35	48	6	0
	— CUBS	0-0	0.00	1	0	0	0	0	1.1	0	0	0	0	0	1	1	0	0
2012	— CUBS	2-4	6.39	34	0	0	0	4	38.0	40	29	27	5	3	23	24	1	0
	— Iowa-AAA	0-1	2.51	13	0	0	0	3	14.1	15	4	4	1	0	6	14	1	1
	— Mesa-R	1-1	6.35	5	0	0	0	0	5.2	7	5	4	0	0	2	5	2	0
	— Tennessee-AA	0-0	0.00	2	0	0	0	0	2.0	2	0	0	0	1	0	2	0	0
CUBS/M.L. TOTALS		2-4	6.18	35	0	0	0	4	39.1	40	29	27	5	3	24	25	1	0
MINOR LEAGUE TOTALS		24-28	3.67	143	63	0	0	20	375.2	344	188	153	15	18	185	294	34	3

SV/OPP: 2012 — 4/6 ... Career — 4/6 ... **HOLDS:** 2012 — 3 ... Career — 3 ... **IR/IRS:** 2012 — 14/7 ... Career — 15/7

YEAR	AVG	AB	R	H	2B	3B	HR	RBI	SH	SF	HP	BB	SO	SB	CS	PCT	G	PO	A	E	TC	DP
2012	.000	0	0	0	0	0	0	0	0	0	0	0	0	0	0	.800	34	0	4	1	5	1
M.L. TOTALS	.000	0	0	0	0	0	0	0	0	0	0	0	0	0	0	.833	35	1	4	1	6	1

RAFAEL DOLIS' CAREER TRANSACTIONS

2004 — Signed by Cubs as a non-drafted free agent 8/6 (scout: Jose Serra and Marino Encarnacion)

RAFAEL DOLIS' CAREER HIGHS AND LOWS

MOST STRIKEOUTS: 3 — 9/17/12 vs. Pittsburgh

MOST HITS ALLOWED: 5 — 9/25/12 @ Colorado

MOST RUNS ALLOWED: 5 — 9/25/12 @ Colorado

MOST WALKS ALLOWED: 3 (twice), most recently 7/3/12 @ Atlanta

MOST HOMERS ALLOWED: 2 — 9/4/12 @ Washington

LONGEST LOSING STREAK: 2 games — 5/15/12-current

MOST CONSECUTIVE SCORELESS INNINGS:

4.0 innings — 5/4-9/12

46 Scott Feldman – RHP



BATS: Left **THROWS:** Right **HEIGHT:** 6-7 **WEIGHT:** 230 **MLS:** 6+91
FULL NAME: Scott Wynne Feldman
OPENING DAY AGE: 30
BORN: 2/7/83 in Kailua, HI
RESIDES: Peoria, AZ
FAMILY: Married — Kelli
CONTRACT STATUS: Signed through 2013
SIGNED BY: Tim Fortugno (Texas)
HOW ACQUIRED: Signed a one-year major league contract with Cubs 11/27/12



Feldman: Facts and Information

Scott joins the Cubs after spending all or part of the last eight seasons with the Texas Rangers (2005-12) ... he was selected by Texas in the 30th round of the 2003 draft and made his big league debut in 2005.

- © Is 39-44 with a 4.81 ERA (389 ER/727.2 IP) in 204 big league appearances, 101 as a starter.
- © Has made 20 or more starts in four of the last five seasons while also making 30 relief appearances in that span ... began major league career by pitching exclusively in relief for three seasons before transitioning into a starting role in 2008.
- © Named Texas' 2009 Pitcher of the Year and 2010 Opening Day starter.
- © Was named the 2009 Jewish co-Most Valuable Player with Milwaukee's Ryan Braun by Jewish Major Leaguers, Inc.
- © Attended the College of San Mateo (Calif.), earning Coast Conference Pitcher of the Year honors as a freshman in 2002 and a sophomore in 2003 ... compiled a 25-2 record in two seasons with the Bulldogs.
- © Is a 2001 graduate of Burlingame (Calif.) High School.
- © Participated in Sleep Experts Share the Warmth blanket drive for domestic violence agencies in Dallas-Fort Worth Metroplex and purchased gifts for youth and teens at the Jeffries Street Learning Center in Dallas.
 - ♦ Hosted a dinner for mothers and children at SafeHaven as part of the 2010 blanket drive.

Feldman: 2012 Season

After appearing in just 11 games due to injury in 2011, Scott went 6-11 with a 5.09 ERA (70 ER/123.2 IP) in 29 outings (21 starts) with the Rangers.

- © Was 5-11 with a 5.48 ERA (67 ER/110.0 IP) in 21 starts and 1-0 with a 1.98 ERA (3 ER/13.2 IP) in eight relief appearances.
- © Allowed just 32 walks in 123.2 innings, an average of 2.33 walks per 9.0 innings.
- © Entered the rotation, May 14, and lost six-straight starts while posting a 7.36 ERA (21 ER/25.2 IP) through June 14, the longest losing streak of his career.
 - ♦ Was the first Ranger starter to begin a season 0-6 since John Dettmer in 1994.
- © Snapped his six-game skid with a win at San Diego, June 19, which began a 6-0 run in seven games (six starts) through August 4.
- © Walked one-or-fewer batters in 14 of his last 16 starts, including 10-straight, June 4-August 10, the third-longest streak in the A.L. in 2012.
 - ♦ Only Ranger with a longer single-season streak was Fergie Jenkins (12-straight starts in 1974).
- © Posted consecutive no-walk starts of at least 7.0 innings July 23 and July 29, just the second Texas pitcher ever with back-to-back starts of at least 7.0 innings, one or fewer runs and no walks (also, Fergie Jenkins, September 16 and September 22-2, 1978).
- © Went 3-0 with a 1.96 ERA (5 ER/23.0 IP) in four games (three starts) in July to earn Rangers Player of the Month honors.

Feldman: Career Review

2011: After missing the first half of the campaign to recover from right knee surgery, joined the Rangers after the All-Star break and went 2-1 with a 3.94 ERA (14 ER/32.0 IP) in 11 appearances (two starts) ... went 1-0 with a 3.29 ERA (5 ER/13.2 IP) in nine post-season relief outings.

- © Began the year on the 15-day disabled list after having microfracture surgery on his right knee November 3, 2010, two days after the end of the World Series.
 - ♦ Transferred to the 60-day disabled list, July 8 ... was reinstated from the 60-day disabled list, July 13, for the start of the second half.
- © Was 2-0 with a 2.33 ERA (5 ER/19.1 IP) in six games (one start) at home, but 0-1 with a 6.39 ERA (9 ER/12.2 IP) in five games (one start) on the road.
- © Went 1-1 with a 3.27 ERA (4 ER/11.0 IP) in two starts, both series openers against Tampa Bay in the span of one week.
- © Was 1-0 with a 4.29 ERA (10 ER/21.0 IP) in nine relief appearances, including three outings of 4.0+ innings.
- © Combined to go 3-1 with a 4.17 ERA (23 ER/49.2 IP) in 10 starts between Double-A Frisco and Triple-A Round Rock on a pair of injury rehabilitation assignments.
- © Went 1-0 with a 3.29 ERA (5 ER/13.2 IP) in nine postseason appearances for Texas ... tossed 10.1-scoreless innings with no walks and 10 strikeouts in his first five playoff games through Game 1 of the World Series vs. St. Louis.
- © Earned the win in ALCS Game 4 at Detroit with a scoreless 10th frame.
- © Appeared in five of the seven games of the World Series vs. St. Louis.

Feldman: Career Review (Continued)

2010: Named the Rangers Opening Day starter, went 7-11 with a 5.48 ERA (86 ER/141.1 IP) in 29 appearances (22 starts).

- Ⓢ Made 20-consecutive starts to begin the season before a move to the bullpen in late July ... beginning August 4, made seven relief appearances and two spot-starts the rest of the season.
- Ⓢ Had first-career disabled list stint, August 22-September 7, with a bone bruise in his right knee, an injury suffered while warming up, August 21 at Baltimore.
- Ⓢ Took a no-decision in first-career Opening Day start, April 5 vs. Toronto (7.0 IP, 3 R), a 5-4 walk-off victory ... became the first pitcher other than Kevin Millwood to start a Texas opener since Ryan Drese in 2005.
- Ⓢ First bullpen appearance was August 4 at Seattle after making 51-straight starts for the Rangers beginning April 25, 2009.
- Ⓢ Was not on Texas' post-season roster ... underwent microfracture surgery on his right knee, November 3.

2009: Enjoyed a breakout campaign with Texas, going 17-8 with a 4.08 ERA (86 ER/189.2 IP) in 34 appearances, including a career-high 31 starts.

- Ⓢ Ranked among American League leaders in wins (tied for fourth) and winning percentage (seventh, .680) while setting a single-season franchise record with 12 road wins.
- Ⓢ Established career highs in most categories, including wins, starts, innings, and strikeouts (113).
- Ⓢ The 17 wins were most for a Texas pitcher since Kenny Rogers (18) in 2004 and most by a Rangers righthander since Aaron Sele (18) in 1999.
- Ⓢ Won a club-record, eight-consecutive road starts, July 10-September 9.
- Ⓢ Went 7-0 with a 2.29 ERA (13 ER/51.0 IP) over eight starts August 2-September 9, matching the second-longest winning streak in the A.L. and longest by a Texas starter since Kenny Rogers won nine-straight April 27-June 17, 2005.
- Ⓢ Named Rangers Player of the Month for August.

2008: Spent a majority of the season in Texas' starting rotation, going 6-8 with a 5.18 ERA (83 ER/144.1 IP) in 25 starts in three stints with the Rangers ... had no record and a 7.71 ERA (6 ER/7.0 IP) in three relief appearances.

- Ⓢ Led the Texas pitching staff in quality starts (13) and double plays induced (24).
- Ⓢ Broke camp with Double-A Frisco, and was recalled to make his first major league start, April 13 vs. Toronto ... received a no-decision after allowing three runs in 6.0 innings.
- Ⓢ Entered the starting rotation for the balance of the season, May 4.
- Ⓢ Pitched 6.0 scoreless innings to earn first big league win as a starter, May 9 vs. Oakland.
- Ⓢ Collected first major league hit in second-career plate appearance, June 13 at the Mets, a sixth-inning single off Oliver Perez.
- Ⓢ Allowed 12 runs (six earned) in 2.2 innings, August 12 at Boston, but received a no-decision in the Rangers 19-17 defeat.
 - ♦ Became the first pitcher to allow 12-or-more runs in a game without taking a loss since St. Louis' Gene Packard earned a 16-12 win over Philadelphia, August 3, 1918.

2007: Began the season with Texas, going 1-2 with a 5.77 ERA (25 ER/39.0 IP) in 29 relief appearances.

- Ⓢ Struck out 19 while walking 32 in six stints with the big league club: Opening Day-May 1, May 15-27, June 7-15, June 25-July 1, July 19-August 1 and August 23-end of the season.
- Ⓢ Recorded his first-career major league victory, April 10 vs. Tampa Bay ... scattered two hits in 2.1-scoreless innings.
- Ⓢ Appeared in 21 games with Triple-A Oklahoma, going 1-1 with a 4.50 ERA (15 ER/30.0 IP).
- Ⓢ Pitched in the Arizona Fall League, going 1-1 with a 4.24 ERA (8 ER/17.0 IP) in eight relief appearances.

2006: Cracking the Rangers Opening Day roster for the first time, went 0-2 with a 3.92 ERA (18 ER/41.1 IP) and 36 strikeouts in 36 relief appearances.

- Ⓢ Held the opposition to a .266 batting average (42-for-158) over five stints with the big league club: Opening Day-April 14, May 8-July 18, August 1-2, August 15-20 and September 1-end of the season.
- Ⓢ Served a six-game suspension after hitting Angels infielder Adam Kennedy with a pitch, August 16.
- Ⓢ Didn't allow an earned run over his final 11.2 innings (10 appearances).
- Ⓢ Made 23 relief appearances with Triple-A Oklahoma, going 2-2 with a 1.98 ERA (6 ER/27.1 IP) and 24 punchouts.

2005: Made his major league debut with Texas, but split the majority of the season between Single-A Bakersfield and Double-A Frisco, combining to go 1-2 with 17 saves and a 2.06 ERA (16 ER/70.0 IP) in 52 relief appearances.

- Ⓢ Went 0-1 with a 0.96 ERA (1 ER/9.1 IP) and four strikeouts in eight relief appearances with Texas.
- Ⓢ Made his major league debut, August 31 vs. the White Sox ... tossed 1.0 scoreless inning of relief while fanning two.
- Ⓢ Was promoted to Double-A Frisco in late April and went on to record 14 saves (tied for fifth most in the Texas League).
 - ♦ Combined with A.J. Murray and Steve Karsay to record the first perfect game in Frisco history, July 28 at Corpus Christi ... retired the final three batters to record the save.

2004: Made just four appearances for the Rookie-League Arizona Rangers after missing most of the season recovering from Tommy John surgery ... posted no record with a 0.00 ERA (0 ER/7.0 IP) after making his season debut, August 11.

Feldman: Career Review (Continued)

2003: Went 1-1 with a 4.26 ERA (3 ER/6.1 IP) in three games (one start) with the Rookie-League Arizona Rangers in his first professional season after he was selected in the 30th round of the draft.

Feldman: Career Statistics and Transactions

YEAR	TEAM	W-L	ERA	G	GS	CG	SHO	SV	IP	H	R	ER	HR	HB	BB	SO	WP	BK
2003	— AZL Rangers-R	1-1	4.26	3	1	0	0	0	6.1	4	6	3	0	1	1	7	0	0
2004	— AZL Rangers-R	0-0	0.00	4	3	0	0	0	7.0	2	0	0	0	0	1	5	0	0
2005	— Bakersfield-A	0-0	0.00	6	0	0	0	3	9.0	5	2	0	0	1	2	11	1	0
	— Frisco-AA	1-2	2.36	46	0	0	0	14	61.0	43	18	16	3	0	23	41	4	0
	— Texas	0-1	0.96	8	0	0	0	0	9.1	9	1	1	0	0	2	4	0	0
2006	— Texas	0-2	3.92	36	0	0	0	0	41.1	42	19	18	4	4	10	30	0	0
	— Oklahoma-AAA	2-2	1.98	23	0	0	0	4	27.1	20	9	6	2	3	9	24	0	0
2007	— Texas	1-2	5.77	29	0	0	0	0	39.0	44	26	25	3	3	32	19	2	2
	— Oklahoma-AAA	1-1	4.50	21	0	0	0	2	30.0	28	18	15	1	1	12	24	5	0
2008	— Frisco-AA	2-0	4.26	2	2	0	0	0	12.2	11	6	6	0	2	2	4	0	0
	— Texas	6-8	5.29	28	25	0	0	0	151.1	161	103	89	22	10	56	74	4	2
2009	— Texas	17-8	4.08	34	31	0	0	0	189.2	178	87	86	18	9	65	113	5	2
2010	— Texas	7-11	5.48	29	22	0	0	0	141.1	181	98	86	18	5	45	75	11	0
	— Oklahoma-AAA#	0-0	4.50	1	0	0	0	0	4.0	5	2	2	2	0	0	3	0	0
2011	— Frisco-AA#	1-0	3.00	2	2	0	0	0	9.0	5	3	3	0	0	2	8	0	0
	— Round Rock-AAA#	2-1	4.43	8	8	0	0	0	40.2	48	24	20	5	1	9	24	1	0
	— Texas	2-1	3.94	11	2	0	0	0	32.0	25	14	14	3	2	10	22	2	0
2012	— Texas	6-11	5.09	29	21	0	0	0	123.2	139	79	70	14	1	32	96	2	1
MAJOR LEAGUE TOTALS		39-44	4.81	204	101	0	0	0	727.2	779	427	389	82	34	252	433	26	7
MINOR LEAGUE TOTALS		10-7	3.09	116	16	0	0	23	207.0	171	88	71	13	9	61	151	11	0

#Injury Rehabilitation Assignment

SV/OPP: 2012 — 0/0 ... Career — 0/1 ... **HOLDS:** 2012 — 0 ... Career — 8 ... **IR/IRS:** 2012 — 4/2 ... Career — 58/21

YEAR	AVG	AB	R	H	2B	3B	HR	RBI	SH	SF	HP	BB	SO	SB	CS	PCT	G	PO	A	E	TC	DP
2012	.250	4	0	1	0	0	0	1	1	0	0	0	2	0	0	1.000	29	6	14	0	20	0
M.L. TOTALS	.167	18	1	3	1	0	0	1	4	0	0	0	7	0	0	.949	204	52	115	9	176	11

LAST HIT: 6/19/12 at San Diego (RBI-single off Brad Brach) ... number of at-bats since then — 0

DIVISION SERIES STATISTICS

YEAR	TEAM/OPP	W-L	ERA	G	GS	CG	SHO	SV	IP	H	R	ER	HR	HB	BB	SO	WP	BK
2011	— TEX vs. TB	0-0	0.00	1	0	0	0	0	3.0	2	0	0	0	0	0	4	0	0

LEAGUE CHAMPIONSHIP SERIES STATISTICS

YEAR	TEAM/OPP	W-L	ERA	G	GS	CG	SHO	SV	IP	H	R	ER	HR	HB	BB	SO	WP	BK
2011	— TEX vs. DET	1-0	0.00	3	0	0	0	0	5.2	1	0	0	0	1	0	5	0	0

WORLD SERIES STATISTICS

YEAR	TEAM/OPP	W-L	ERA	G	GS	CG	SHO	SV	IP	H	R	ER	HR	HB	BB	SO	WP	BK
2011	— TEX vs. STL	0-0	9.00	5	0	0	0	0	5.0	5	5	5	0	1	6	2	0	0

SCOTT FELDMAN'S CAREER TRANSACTIONS

2003 — Selected by Texas in 30th round of draft (scout: Tim Fortugno)
2006 — On Major League Baseball suspended list 9/8-15
2010 — On disabled list 8/22-9/7 ... bone bruise on right knee ... included injury rehab assignment to Oklahoma (9/1-7)
2011 — On disabled list 3/22-7/13 ... right knee surgery ... included injury rehab assignments to Frisco (5/14-19) and Round Rock (5/19-27)
2012 — Elected free agency 10/30 ... signed a one-year major league contract with Cubs 11/27

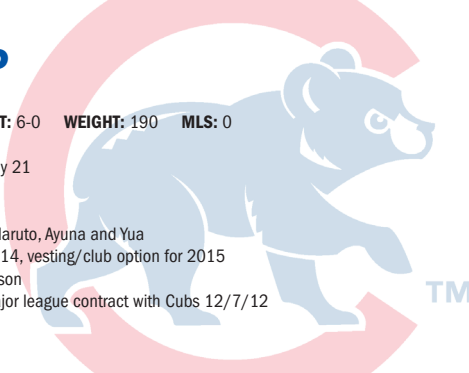
SCOTT FELDMAN'S CAREER HIGHS AND LOWS

MOST STRIKEOUTS: 11 — 8/23/09 @ Tampa Bay	LONGEST WINNING STREAK: 7 games — 8/2-9/9/09
MOST HITS ALLOWED: 12 (twice), most recently 6/24/10 vs. Pittsburgh	LONGEST LOSING STREAK: 6 games — 5/14-6/14/12
MOST RUNS ALLOWED: 12 — 8/12/08 @ Boston	LONGEST START: 8.0 innings (three times), most recently 7/29/12 vs. Chicago (A.L.)
MOST HOMERS ALLOWED: 3 (three times), most recently 6/28/12 vs. Oakland	LONGEST RELIEF APPEARANCE: 4.2 innings (twice), most recently 8/21/11 @ Chicago (A.L.)
MOST WALKS ALLOWED: 5 (three times), most recently 5/23/12 @ Seattle	MOST CONSECUTIVE SCORELESS INNINGS: 12.2 — 8/23-29/09

11 Kyuji Fujikawa – RHP



BATS: Left **THROWS:** Right **HEIGHT:** 6-0 **WEIGHT:** 190 **MLS:** 0
FULL NAME: Kyuji Fujikawa (*que-gee*)
OPENING DAY AGE: 32, turns 33 on July 21
BORN: 7/21/80 in Kochi City, Japan
RESIDES: Nishinomiya, Japan
FAMILY: Married — Eiko ... Children — Haruto, Ayuna and Yua
CONTRACT STATUS: Signed through 2014, vesting/club option for 2015
SIGNED BY: Paul Weaver and Steve Wilson
HOW ACQUIRED: Signed a two-year major league contract with Cubs 12/7/12



Fujikawa: Facts and Information

Kyuji begins his first season in the United States and Major League Baseball following 12 seasons with the Hanshin Tigers of Japan's Central League ... the righthander went 42-25 with 219 saves and a 1.77 ERA (136 ER/692.1 IP) covering 562 appearances, all but 14 as a relief pitcher.

- Ⓢ Twice led the Japanese League in holds with 46 in 2005 and 30 in 2006.
- Ⓢ Twice led the Japanese League in saves with 46 in 2007 and 41 in 2011.
- Ⓢ Posted a 1.32 ERA or lower in four of his final five seasons with Hanshin.
- Ⓢ He won the Central League Most Valuable Setup Pitcher Award in 2005.
- Ⓢ Totaled 914 strikeouts and only 207 walks in 692.1 innings pitched, an average of 11.9 strikeouts and 2.7 walks per nine innings and a 4.4-to-one strikeout-to-walk ratio.
- Ⓢ While in Japan, allowed a total of 667 hits or walks in 692.1 innings for a career WHIP of 0.96.
- Ⓢ Named the Cubs ninth-best prospect heading into the 2013 season by *Baseball America*.

Fujikawa: 2012 Season

In his 12th and final season with the Hanshin Tigers, Fujikawa went 2-2 with 24 saves and a 1.32 ERA (7 ER/47.2 IP) in 48 relief appearances.

- Ⓢ Recorded 24 saves in 27 opportunities.
- Ⓢ Limited hitters to a .207 batting average and a .278 on-base percentage ... allowed just one home run.
- Ⓢ Walked 15 compared to 58 strikeouts in 47.2 innings pitched.
- Ⓢ Posted a 1.13 ERA (1 ER/8.0 IP) in eight games when pitching on no days rest.
- Ⓢ Recorded a 1.04 ERA (2 ER/17.1 IP) in 18 relief appearances spanning April and May.
- Ⓢ Converted his final 12 save opportunities from July 10 through the end of the season.

Fujikawa: Career Review

2011: Was 3-3 with 41 saves and a 1.24 ERA (7 ER/51.0 IP) in 56 relief appearances for Hanshin ... limited opponents to a .140 batting average while striking out 80 and walking just 13.

- Ⓢ Averaged 14.1 strikeouts per 9.0 innings pitched.
- Ⓢ Surrendered just two home runs and seven extra-base hits in 179 opponent at-bats.
- Ⓢ Recorded a 16.1-scoreless innings streak from April 16-June 28, spanning 18 appearances.
- Ⓢ Started the season having converted 36-straight save opportunities from April 12-October 5.

2010: Converted 27 of 32 save opportunities for Hanshin, and compiled a 3-4 record with a 2.01 ERA (14 ER/62.2 IP) in 58 relief appearances.

- Ⓢ Had an ERA below 2.00 in three months: March/April (0.00), May (1.80) and July (1.86).
- Ⓢ Tossed a season-high 2.0 innings of relief four times.
- Ⓢ Started the season with a 17.1-inning scoreless streak through May 9.
- Ⓢ Made one post-season appearance for the Tigers, allowed two runs in 2.0 innings of work against Yomiuri.

2009: Helped Japan to its second World Baseball Classic title prior to going 5-3 with 25 saves in 26 chances and a 1.25 ERA (8 ER/57.2 IP) in 49 relief appearances for Hanshin.

- Ⓢ Averaged 13.42 strikeouts per 9.0 innings pitched, as he struck out 86 in 57.2 innings ... walked just 15 on the season.
- Ⓢ Was 0-3 with a 2.00 ERA (2 ER/9.0 IP) in May before going 4-0 with a 1.08 ERA (5 ER/41.2 IP) the rest of the season.
- Ⓢ Limited opponent to a .109 batting average (5-for-46) with runners in scoring position.
- Ⓢ Logged a 21.0-inning scoreless stretch from August 16-September 29, spanning 17 outings.

Fujikawa: Career Review (Continued)

2008: Recorded a career-best eight victories in 63 relief appearances for Hanshin ... all told, was 8-1 with 38 saves and a 0.67 ERA (5 ER/67.2 IP).

- © His 38 saves ranked second in the league behind Yomiuri's Marc Kroon.
- © Recorded his 100th career save, September 25, against the Yokohama BayStars.
- © Struck out 90 hitters in 67.2 innings pitched, good for an average of 12.0 punchouts per 9.0 innings pitched.
- © Took time away from Hanshin to pitch for Japan in the 2008 Beijing Olympics.
- © Pitched in three post-season games against Chunichi.

2007: Collected a career-best 46 saves and went 5-5 with a 1.63 ERA (15 ER/83.0 IP) in 71 relief appearances for the Tigers ... recorded over 100 strikeouts for the third-straight season, punching out 115 in 83.0 innings of work.

- © It marked the first time in Japan League history that a reliever recorded three-straight 100-strikeout seasons.
- © His 46 saves tied the Japan League single-season record with the Dragons Hitoki Iwase, who also turned the trick that season.
- © Pitched in all 10 games of Hanshin's 10-game winning streak, August 30-September 9.
 - ♦ The 10-straight team games pitched set a Central League record for most consecutive games pitched by a hurler.
- © In nine May contests, struck out 21 hitters while walking just one in 10.2 innings.

2006: Set a Japan League record with 38-consecutive scoreless appearances and set a Hanshin franchise record with 47.2-straight scoreless innings before both streaks were snapped against Hiroshima on July 12.

- © Led the league with 30 holds while going 5-0 with 17 saves and a 0.68 ERA (6 ER/79.1 IP) in 63 relief appearances.
- © Named to the Central League All-Star team for the second-straight season.
- © Struck out 122 hitters in 79.1 innings pitched, walking just 22.
- © Limited opponents to a .165 batting average and just nine extra-base hits in 278 at-bats.
- © Missed two weeks in August due to a neck injury.
- © Pitched for Japan in the inaugural World Baseball Classic, helping the country to the title.

2005: Named to the Central League All-Star team for the first time in his career and as Hanshin's set-up man earned the league's Most Valuable Player award for the month of June (3-0, 1.62 ERA, 16.2 IP).

- © His 80 games pitched marked a Japan League record ... in all, went 7-1 with a save and a 1.36 ERA (14 ER/92.1 IP).
- © Struck out a career-high 139 batters in 92.1 innings pitched, good for an average of 13.2 strikeouts per 9.0 innings ... walked 20 on the year.
- © Led the league with 46 holds, leading to Central League Most Valuable Set-up Pitcher honors.
- © Limited hitters to a .175 batting average and a .225 on-base percentage in his first full season with Hanshin.

2004: Began the season with Hanshin's minor league club, but pitched with the big league in the second half ... went 2-0 with a 2.61 ERA (9 ER/31.0 IP) in 26 relief appearances for the Tigers.

2003: Spent a majority of the season with Hanshin's minor league team ... pitched in 17 games for Hanshin, making two starts, and posted a 3.38 ERA (11 ER/29.1 IP).

2002: Made 12 starts for Hanshin and went 1-5 with a 3.71 ERA (28 ER/68.0 IP) ... struck out 64 and walked 30 ... earned his first career victory, September 11 against Yakult (8.0 IP, 1 R).

2001: Pitched the entire season with Hanshin's minor league club.

2000: Made his major league debut at 19 years old with Hanshin with a relief appearance against the BayStars on March 31 ... went on to make 19 relief appearances for the big league club, and posted a 4.76 ERA (12 ER/22.2 IP)

Fujikawa: Career Statistics and Transactions

YEAR	TEAM	W-L	ERA	G	GS	CG	SHO	SV	IP	H	R	ER	HR	HB	BB	SO	WP	BK
2000	Hanshin-JAPAN	0-0	4.76	19	0	0	0	0	22.2	25	15	12	1	—	18	25	—	—
2001	PITCHED IN JAPAN MINOR LEAGUE																	
2002	Hanshin-JAPAN	1-5	3.71	12	12	0	0	0	68.0	56	33	28	6	—	30	64	—	—
2003	Hanshin-JAPAN	1-1	3.38	17	2	0	0	0	29.1	28	12	11	4	—	12	19	—	—
2004	Hanshin-JAPAN	2-0	2.61	26	0	0	0	0	31.0	26	10	9	3	—	11	35	—	—
2005	Hanshin-JAPAN	7-1	1.36	*80	0	0	0	1	92.1	57	20	14	5	—	20	139	5	0
2006	Hanshin-JAPAN	5-0	0.68	63	0	0	0	17	79.1	+46	6	6	3	—	22	122	5	0
2007	Hanshin-JAPAN	5-5	1.63	71	0	0	0	46	83.0	50	15	15	2	—	18	115	2	0
2008	Hanshin-JAPAN	8-1	0.67	63	0	0	0	38	67.2	34	6	5	2	—	13	90	3	0
2009	Hanshin-JAPAN	5-3	1.25	49	0	0	0	25	57.2	32	9	8	4	—	15	86	0	0
2010	Hanshin-JAPAN	3-4	2.01	58	0	0	0	27	62.2	47	14	14	7	—	20	81	1	0
2011	Hanshin-JAPAN	3-3	1.24	56	0	0	0	41	51.0	25	9	7	2	—	13	80	3	0
2012	Hanshin-JAPAN	2-2	1.32	48	0	0	0	24	47.2	34	7	7	1	—	15	58	—	—
JAPAN LEAGUE TOTALS		42-25	1.77	562	14	0	0	219	691.2	460	156	136	40	—	207	914	19	0

*Led League ... +Tied for League League

WORLD BASEBALL CLASSIC STATISTICS

YEAR	TEAM	W-L	ERA	G	GS	CG	SHO	SV	IP	H	R	ER	HR	HB	BB	SO	WP	BK
2006	JAPAN	0-1	0.00	4	0	0	0	0	2.2	4	1	0	0	1	0	3	—	—
2009	JAPAN	0-0	0.00	4	0	0	0	0	4.0	3	0	0	0	0	1	3	—	—
WBC TOTALS		0-1	0.00	8	0	0	0	0	6.2	7	1	0	0	1	1	6	—	—

KYUJI FUJIKAWA'S CAREER TRANSACTIONS

2012 – Signed by Cubs 12/7 as a non-drafted free agent to two-year contract (scouts: Paul Weaver and Steve Wilson)

CUBS FROM JAPAN

Prior to 2013, the Cubs had two Japanese-born players in their 137-season history, both outfielders: Kosuke Fukudome and So Taguchi.

Fukudome made his Cubs debut, March 31, 2008 vs. Milwaukee (went 3-for-3 with a double, home run and three RBI), becoming the first Japanese-born Cub. He went on to appear in 513 games for Chicago, spanning four seasons from 2008-11. Taguchi played in six games for Chicago during the 2009 campaign.

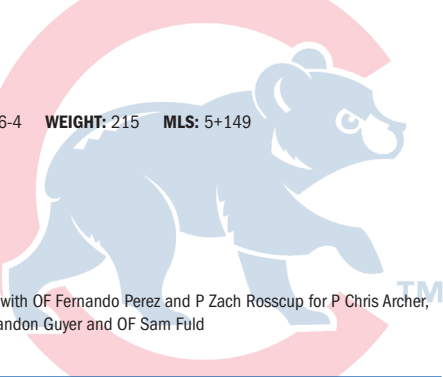
At least three other Japanese-born major leaguers have spent time in the Cubs system, but did not play in a big league game as a Chicago Cub. Steven Randolph (born in Okinawa) was acquired by the Cubs from the Diamondbacks in mid-January 2005, but was released in April of that year. Keith McDonald (born in Kokosuka) signed a minor league contract with the Cubs in November 2002, he played six games for the Cardinals in 2000 and 2001. Hideo Nomo was in the Cubs minor league system for three weeks in April 1999. Ken Kadokura was signed to a minor league contract with an invitation to Spring Training in 2009, but did not appear with the Cubs in the regular season.

Heading into 2013 Spring Training, pitcher Kyuji Fujikawa signed a two-year major league deal with Chicago, including a vesting option for 2015. Additionally, pitcher Hisanori Takahashi signed a minor league deal with the Cubs, including an invite to major league Spring Training.

22 Matt Garza – RHP



BATS: Right **THROWS:** Right **HEIGHT:** 6-4 **WEIGHT:** 215 **MLS:** 5+149
FULL NAME: Matthew Scott Garza
OPENING DAY AGE: 29
BORN: 11/26/83 in Selma, CA
RESIDES: Fresno, CA
FAMILY: Married — Serina ... Four Children
CONTRACT STATUS: Signed through 2013
SIGNED BY: Kevin Bootay (Minnesota)
HOW ACQUIRED: From Tampa Bay 1/8/11 with OF Fernando Perez and P Zach Rosscup for P Chris Archer, C Robinson Chirinos, INF Hak-Ju Lee, OF Brandon Guyer and OF Sam Fuld



Garza: Facts and Information

Matt begins his third season with Chicago after he was acquired in an eight-player deal from Tampa Bay, January 8, 2011 ... he threw the first no-hitter in Rays history, accomplishing the feat, July 26, 2010 vs. the Tigers ... in 2008, he was named the American League Championship Series MVP after leading the Rays to the World Series by going 2-0 with a 1.38 ERA against the Red Sox.

- Ⓒ Is 57-61 with a 3.84 ERA (438 ER/1,027.0 IP) in 170 games (167 starts) with Minnesota (2006-07), Tampa Bay (2008-10) and Chicago.
- Ⓒ Is 30-27 with a 3.68 ERA (207 ER/506.1 IP) and five complete games in 82 games (81 starts) dating to 2010.
- Ⓒ Made 30 starts in four-straight seasons from 2008-11 ... twice has reached the 200.0-inning mark, in 2009 (203.0) and 2010 (204.2) with Tampa Bay.
 - Missed the 200.0-mark by just 2.0 frames in 2011.
- Ⓒ With Tampa Bay from 2008-10, went 34-31 with one save and a 3.86 ERA (254 ER/592.1 IP) in 95 appearances, all but one as a starter.
- Ⓒ Was a member of the 2008 and 2010 Tampa Bay post-season clubs, going 2-1 with a 3.48 ERA (12 ER/31.0 IP) in his five playoff starts.
- Ⓒ Faced the minimum 27 batters in his no-hitter against the Tigers, July 26, 2010 ... issued a second-inning walk to Brennan Boesch before erasing the free pass with an inning-ending double play ... retired his final 22 batters faced.
- Ⓒ From 2008-10, went 18-13 (.581) against his own division, the A.L. East ... was the sixth-best winning percentage against the A.L. East (min. 200.0 innings pitched).
- Ⓒ Following the 2006 season, **Baseball America** named him the No. 1 prospect in the Twins system, No. 2 prospect in the Eastern League, best control in Double-A and best breaking pitch in the Florida State League.
- Ⓒ Attended Fresno State (Calif.) University where he was named Most Outstanding Pitcher and Second Team All-Western Athletic Conference in 2004 ... named WAC Pitcher of the Year and First Team All-WAC in 2005.
- Ⓒ Graduated from Washington Union (Calif.) High School in 2001 ... he lettered in baseball and football.

- Ⓒ Created "Brush 'Em Back 22" in 2009, a foundation that helps raise money to help fight child abuse ... the Foundation holds baseball clinics at his old high school.
- Ⓒ His father, Rudy, is a Sergeant Major in the Army and has served a tour of duty in Afghanistan.
- Ⓒ His younger brother, Michael, coaches high school baseball in Fresno.

CAREER AWARDS

ALCS MVP
2008

Pitcher of the Week
July 26-Aug. 1, 2010

GARZA'S NO-HIT EFFORT

Matt Garza's no-hitter, July 26, 2010, vs. Detroit, made him only the third pitcher in the last 45 years to face the minimum 27 batters in a no-hitter that was not a perfect game, joining Philadelphia's Terry Mulholland in 1990 and the White Sox Mark Buehrle in 2007 ... other notes from Garza's no-hitter:

- Ⓒ It was the fifth, and final, no-hitter in 2010 - that was the most in one season since 1991, when seven were thrown.
- Ⓒ Garza's no-hitter came just 31 days (and 10 home games) after Arizona's Edwin Jackson threw the first no-hitter in Tropicana Field history ... prior to that, 1,006 games had been played at the Trop without a no-hitter.
- Ⓒ Opposing starter, Detroit's Max Scherzer, held the Rays hitless until there were two outs in the bottom of the sixth, when Matt Joyce hit a grand slam ... just six weeks before on June 13 at Wrigley Field, neither the White Sox Gavin Floyd nor the Cubs Ted Lilly allowed a hit until the bottom of the seventh.
- Ⓒ Prior to Garza, the longest no-hit bids in Tampa Bay history were 7.2 innings, by Dewon Brazelton (June 25, 2004 vs. Florida) and Tony Saunders (April 22, 1999 vs. Baltimore).

Garza: 2012 Season

Matt went 5-7 with a 3.91 ERA (45 ER/103.2 IP) in 18 starts for Chicago ... missed the last two months of the season with a stress reaction in his right elbow – was placed on the 15-day disabled list, August 7 (retroactive to July 28), and transferred to the 60-day D.L., August 21.

- Ⓒ Went 3-1 with a 2.12 ERA (11 ER/46.2 IP) in seven home starts ... was 2-6 with a 5.37 ERA (34 ER/57.0 IP) in 11 road starts.
- Ⓒ His season ended having gone 18-straight home starts with three or fewer earned runs allowed dating to June 27, 2011 ... that's the longest stretch for a Cubs starting pitcher since Kerry Wood went 22-straight home starts having allowed three or fewer earned runs from 2000-02.
 - Has a 1.97 ERA (28 ER/127.2 IP) in his last 18 home starts.
- Ⓒ The Cubs scored three or fewer runs while he was on the mound in 13 of his 18 starts.
- Ⓒ Held the opponent to a .236 batting average (90-for-382), including a .224 mark (43-for-192) by right-handed hitters.
- Ⓒ Struck out 96 batters in 103.2 innings of work ... walked just 32.
- Ⓒ Recorded a career-high five-game winning streak dating to 2011 thanks to his first victory of the season, April 12 vs. Milwaukee, in which he tossed 8.2 shutout innings before he was pulled following 119 pitches.
- Ⓒ Committed three errors and logged an .842 fielding percentage (19TC).
- Ⓒ Was 2-1 with a 2.67 ERA (10 ER/33.2 IP) in five April starts, but was 0-2 with a 6.86 ERA (15 ER/19.2 IP) in four May outings.
- Ⓒ Recorded quality starts in his first two outings to begin a campaign for the first time since 2010, when he began with three-straight quality efforts for Tampa Bay.
- Ⓒ Struck out 10 Phillies, April 29 in Philadelphia ... was his 10th career double-digit strikeout effort.
- Ⓒ Earned his first win of the season, April 12 vs. the Brewers, tossing 8.2 shutout innings in the 8-0 victory ... allowed just three hits and two walks while striking out nine.
- Ⓒ Tossed 7.0 innings of shutout baseball in Philadelphia, April 29, as the Cubs topped the Phillies, 5-1 ... allowed one hit and one walk while fanning 10.
 - Punched out 10 in a game for the 10th time in his career.
- Ⓒ Left July 21's start in St. Louis after 3.0 scoreless innings due to a stress reaction in his right elbow.

Garza: Career Review

2011: In his first season with Chicago, Matt went 10-10 with a 3.32 ERA (73 ER/198.0 IP), 197 strikeouts and 63 walks in 31 starts ... he was sidelined, May 18-June 6, with a right elbow bone contusion.

- Ⓒ Recorded his third-career 10-win campaign including his second-straight.
- Ⓒ Threw two complete games: a 1-0 setback, July 2 vs. the White Sox and a 7-1 win, September 21 vs. Milwaukee.
- Ⓒ His 8.95 strikeouts per 9.0 innings pitched ranked seventh in the Senior Circuit and 10th among major league pitchers.
- Ⓒ Left with the lead but did not factor in the decision seven times ... allowed three runs in three starts (21.0 IP), July 14-24, receiving no-decisions in all three games.
- Ⓒ Allowed 17 unearned runs, tied for third-most in the majors.
- Ⓒ Boasted a 2.45 ERA (28 ER/103.0 IP) in 15 starts following the Mid-Summer Classic, the seventh-best ERA among starting pitchers in the majors ... posted a 4.26 ERA (45 ER/95.0 IP) in 16 starts prior to the All-Star break.
- Ⓒ Finished the season riding a career-high tying four-game winning streak ... went 4-0 with a 2.14 ERA (11 ER/46.1 IP) in his final six starts, dating to August 30.
- Ⓒ Allowed 14 home runs in 198.0 innings pitched, good for an average of 0.64 home runs per 9.0 innings pitched ... that ranked eighth-best in the N.L. and 10th in the majors (min. 190.0 IP).
- Ⓒ Went 4-5 with a 4.56 ERA (32 ER/81.0 IP) in 14 road starts, including a 3-0 mark with a 2.48 ERA (9 ER/32.2 IP) in his final five road outings.
- Ⓒ Produced a 2.46 ERA (32 ER/117.0 IP) with a 6-5 record in 17 starts at Wrigley Field ... went 6-3 with a 2.25 ERA (23 ER/92.0 IP) in his last 13 home starts since May 11, including a 1.67 ERA (7 ER/37.2 IP) in his last five.
- Ⓒ Went 9-6 with a 2.46 ERA (44 ER/160.2 IP) when tossing 6.0 or more innings (23 starts) ... went 7-1 with a 1.87 ERA (22 ER/106.0 IP) when tossing 7.0 or more frames (14 starts).
- Ⓒ Fanned a career-high 12 batters in his Cubs debut, April 3 vs. Pittsburgh ... the 12 strikeouts were the most all-time in a Cubs debut, eclipsing the previous mark of 10 (done four times, last by Thomas Diamond in 2010).

2010: In his final year with the Rays, Matt set career marks with 15 wins and 204.2 innings pitched ... he threw the first no-hitter in franchise annals, July 26 vs. Detroit ... the 15 wins were second-most in franchise history (David Price, 19 in 2010).

- Ⓒ His 15 victories were tied for 10th in the A.L.
- Ⓒ Held opponents to a .197 batting average with runners in scoring position, fourth-lowest in the A.L.
- Ⓒ Allowed 28 homers, fourth-most in the A.L. ... threw 12 wild pitches, tied for fifth-most in the A.L.
- Ⓒ Did not allow a run in the first inning in 17-straight starts from June 24-September 25 ... was the second-longest streak of its kind in 2010, trailing only San Diego's Mat Latos (22 starts).
- Ⓒ Began the season 3-0 with a 0.75 ERA (2 ER/24.0 IP) in his first three starts ... became the first hurler to begin a season with three starts of at least 8.0 innings having allowed one earned run or less since Curt Schilling in 1998.
 - ♦ Was the first A.L. pitcher to turn the trick since eventual Cy Young winner, Roger Clemens, in 1991.
- Ⓒ Was the fastest in Rays history to reach five wins, May 5 at Seattle (27th team game).
- Ⓒ His three complete games ranked tied for eighth in the A.L. ... besides the no-hitter, had two 8.0-inning complete-game losses (May 21 at Houston and August 6 at Toronto).
- Ⓒ On July 7 vs. Boston, recorded his first-career save, two days after a 3.0-inning start vs. the Red Sox.
- Ⓒ Endured the shortest start of his career, June 18 at Florida, going 1.1 innings (seven runs allowed).
- Ⓒ Named A.L. co-Player of the Week, July 26-August 1, the week of his no-hitter.
- Ⓒ Went 4-1 in April, tying Andy Sonnanstine (2008) for most wins in April in Rays history.
- Ⓒ August 22 at Oakland, beat Dallas Braden, 3-2 ... just the second time in 19 years two pitchers faced each other after throwing no-hitters earlier in the year.
 - ♦ Prior to the July 28 matchup of Philadelphia's Roy Halladay and Arizona's Edwin Jackson, had previously happened September 6, 1991, when the White Sox Wilson Alvarez faced Texas' Nolan Ryan.
- Ⓒ Made a ALDS Game Three start against the Rangers and received a no-decision despite holding Texas to one run in 6.0 innings in an eventual 6-3 Tampa Bay victory.

2009: Matt was 8-12 with a 3.95 ERA (89 ER/203.0 IP) in his second season with the Rays ... he set career bests in starts (32), innings pitched, and strikeouts (189) ... also established career highs with 79 walks and 25 home runs allowed.

- Ⓒ His 189 punchouts were ninth in the A.L. and second-most in club history behind Scott Kazmir's 239 in 2007.
- Ⓒ Reached the 200.0-inning mark for the first time in his career.
- Ⓒ Held opponents to a .233 batting average, fourth-best in the A.L.
 - ♦ Held left-handed hitters to a .196 average, the lowest mark by any right-handed starter in the majors.
- Ⓒ Received the lowest run support in the A.L. at 3.68 runs per 9.0 innings.
 - ♦ Of the 42 pitchers in the majors with an ERA under 4.00, he was one of just two pitchers with a losing record (Washington's John Lannan, 9-13, 3.88).
- Ⓒ Allowed three runs or less in 23 starts, including 21 of his final 28.
- Ⓒ Tied Toronto's Ricky Romero for second-most walks in the A.L. behind the Yankees A.J. Burnett (97).
- Ⓒ July 24 at Toronto, earned the 4-2, 10-inning win over Roy Halladay - both pitchers went 9.0 innings and struck out at least nine ... was the first time that had happened since Halladay and Randy Johnson did so, April 29, 2005 at Yankee Stadium.
- Ⓒ Went a career-high nine starts without a win before his 4-0 combined shutout victory, September 19 vs. Toronto.

2008: In his first full season of major league experience, and his first with the Rays, Matt went 11-9 with a 3.70 ERA (76 ER/184.2 IP) in 30 starts despite spending 16 games on the disabled list with radial nerve irritation in April ... helped the Rays to their first World Series appearance.

- Ⓒ Tied the club mark by hurling two shutouts, tied with several others for the A.L. lead.
- Ⓒ Ranked third in the A.L. with three complete games.
- Ⓒ Tossed his first-career complete game, a one-hit effort, June 26 at Florida ... had faced the minimum 18 batters before Hanley Ramirez' homer led off the seventh inning.
 - ♦ Recorded 10 strikeouts, matching his season high.
- Ⓒ Recorded both his shutouts in a span of four starts: July 29 at Toronto over Roy Halladay and a two-hit shutout, August 15 at Texas to defeat Kevin Millwood.
- Ⓒ Started the home opener vs. Seattle, April 8, but left with radial nerve irritation ... was on the disabled list, April 9-25.
- Ⓒ Exchanged 1-0 decisions with Toronto's David Purcey 12 days apart, on August 27 (Garza won) and September 7 (Purcey won) ... was the first time since 1976 that two starters traded 1-0 decisions (Milwaukee's Bill Travers and the Yankees Dock Ellis did it).
- Ⓒ Named the ALCS MVP after going 2-0 with a 1.38 ERA, winning Games Three and Seven against the Red Sox ... at 24, became the youngest pitcher ever to earn the award, surpassing Baltimore's Mike Boddicker in 1983.
- Ⓒ In Game Seven at Tropicana Field, held Red Sox to two hits in 7.0 innings, as Dustin Pedroia's solo homer in the first was the only run allowed - the win made him the sixth pitcher (seventh time) under the age of 25 to win the ALCS clincher.

Garza: Career Review (Continued)

2007: Matt was named the Twins Most Outstanding Rookie by the Minnesota chapter of the BBWAA ... led all A.L. rookie pitchers with a 3.69 ERA (34 ER/83.0 IP), while posting a 5-7 record in 16 appearances (15 starts).

- © Struck out 67 in 83.0 innings, including a then career-high 11, July 29 vs. Cleveland ... among rookie pitchers in 2007, only the Giants Tim Lincecum (12) had more strikeouts in a game.
- © Began the season at Triple-A Rochester ... was recalled, June 29, and remained with Minnesota the rest of the season.
- © Earned his first-career win at home and snapped a personal 10-game losing streak at the Metrodome, September 19 vs. Texas ... the 10-game skid was a Twins record.
- © Was shipped to Tampa Bay with INF Jason Bartlett and RHP Eduardo Morlan for OF Delmon Young, INF Brendan Harris and OF Jason Pridie, November 28.

2006: Made the jump from Single-A to the majors, (Single-A Fort Myers to Double-A New Britain to Triple-A Rochester to Minnesota) ... went a combined 17-10 in 33 games (32 starts) with a 3.00 ERA (62 ER/185.2 IP) and 192 strikeouts.

- © Became the fourth-fastest player to reach the majors in Twins history behind Eddie Bane, Scott Erickson and Adam Johnson.
- © Joined David Ortiz as the only players in Twins history to start the season in Fort Myers and reach the majors.
- © Made his major league debut, August 11 vs. Toronto (2.2 IP, 7 R).
- © Picked up his first career win, August 23 at Baltimore, tossing 6.0 innings without allowing an earned run.
- © Named the **USA Today** Minor League Player of the Year ... won the Jim Rantz Award as Twins Minor League Pitcher of the Year.

2005: Made his pro debut for Rookie-League Elizabethton ... was promoted to Single-A Beloit, July 12.

Garza: Career Statistics and Transactions

YEAR	TEAM	W-L	ERA	G	GS	CG	SHO	SV	IP	H	R	ER	HR	HB	BB	SO	WP	BK
2005	Elizabethton-R	1-1	3.66	4	4	0	0	0	19.2	14	10	8	3	1	6	25	2	0
	Beloit-A	3-3	3.54	10	10	0	0	0	56.0	53	24	22	5	4	15	64	1	0
2006	Fort Myers-A	5-1	1.42	8	8	0	0	0	44.1	27	13	7	3	2	11	53	0	0
	New Britain-AA	6-2	2.51	10	10	0	0	0	57.1	40	22	16	2	3	14	68	3	0
	Rochester-AAA	3-1	1.85	5	5	2	1	0	34.0	20	7	7	1	3	7	33	0	0
	Minnesota	3-6	5.76	10	9	0	0	0	50.0	62	33	32	6	0	23	38	1	0
2007	Rochester-AAA	4-6	3.62	16	16	1	0	0	92.0	93	43	37	5	5	31	95	6	0
	Minnesota	5-7	3.69	16	15	0	0	0	83.0	96	44	34	8	4	32	67	4	0
2008	Tampa Bay	11-9	3.70	30	30	3	2	0	184.2	170	83	76	19	6	59	128	3	2
	Vero Beach-A#	0-0	9.82	1	1	0	0	0	3.2	8	4	4	0	0	3	4	0	0
2009	Tampa Bay	8-12	3.95	32	32	0	0	0	203.0	177	93	89	25	11	79	189	3	0
2010	Tampa Bay	15-10	3.91	33	32	3	1	1	204.2	193	94	89	28	7	63	150	12	2
2011	CUBS	10-10	3.32	31	31	2	0	0	198.0	186	90	73	14	3	63	197	6	0
2012	CUBS	5-7	3.91	18	18	0	0	0	103.2	90	48	45	15	4	32	96	1	0
MAJOR LEAGUE TOTALS		57-61	3.84	170	167	8	3	1	1027.0	974	485	438	115	35	351	865	30	4
A.L. TOTALS		42-44	3.97	121	118	6	3	1	725.1	698	347	320	86	28	256	572	23	4
N.L./CUBS TOTALS		15-17	3.52	49	49	2	0	0	301.2	276	138	118	29	7	95	293	7	0
MINOR LEAGUE TOTALS		22-14	2.96	54	54	3	1	0	307.0	255	123	101	19	18	87	342	12	0

#Injury Rehabilitation Assignment

LAST MAJOR LEAGUE COMPLETE GAME: 9/21/11 vs. Milwaukee (W, 7-1) ... **LAST MAJOR LEAGUE SHUTOUT:** 7/26/10 vs. Detroit (W, 5-0)

YEAR	AVG	AB	R	H	2B	3B	HR	RBI	SH	SF	HP	BB	SO	SB	CS	PCT	G	PO	A	E	TC	DP
2012	.067	30	0	2	1	0	0	0	4	0	0	0	23	0	0	.842	18	4	12	3	19	0
M.L. TOTALS	.076	105	2	8	1	0	0	1	12	0	1	2	74	0	0	.935	121	40	46	6	92	1

LAST HIT: 6/7/12 @ Milwaukee (double off Randy Wolf) ... number of at-bats since then — 9

MOST HITS: 2 — 8/30/11 @ San Francisco

DIVISION SERIES STATISTICS

YEAR	TEAM/OPP	W-L	ERA	G	GS	CG	SHO	SV	IP	H	R	ER	HR	HB	BB	SO	WP	BK
2008	TB vs. CWS	0-1	7.50	1	1	0	0	0	6.0	7	5	5	0	0	4	4	1	0
2010	TB vs. TEX	0-0	1.50	1	1	0	0	0	6.0	5	2	1	1	0	2	4	0	0
DIVISION SERIES TOTALS		0-1	4.50	2	2	0	0	0	12.0	12	7	6	1	0	6	8	1	0

LEAGUE CHAMPIONSHIP SERIES STATISTICS

YEAR	TEAM/OPP	W-L	ERA	G	GS	CG	SHO	SV	IP	H	R	ER	HR	HB	BB	SO	WP	BK
2008	TB vs. BOS	2-0	1.38	2	2	0	0	0	13.0	8	2	2	1	1	6	14	0	0

WORLD SERIES STATISTICS

YEAR	TEAM/OPP	W-L	ERA	G	GS	CG	SHO	SV	IP	H	R	ER	HR	HB	BB	SO	WP	BK
2008	TB vs. PHI	0-0	6.00	1	1	0	0	0	6.0	6	4	4	3	0	2	7	1	0

MATT GARZA'S CAREER TRANSACTIONS

2005 – Selected by Minnesota in first round (25th overall) of draft (scout: Kevin Bootay)
 2007 – Traded to Tampa Bay 11/28 with INF Jason Bartlett and RHP Eduardo Morlan for OF Delmon Young, INF Brendan Harris and OF Jason Pridie
 2008 – On disabled list 4/9-25 ... radial nerve irritation ... included injury rehab assignment to Vero Beach (4/21-25)
 2011 – Traded to Cubs 1/8 with OF Fernando Perez and LHP Zach Rosscup for RHP Chris Archer, C Robinson Chirinos, INF Hak-Ju Lee, OF Sam Fuld and OF Brandon Guyer
 2011 – On disabled list 5/18-6/6 ... right elbow bone contusion
 2012 – On disabled list 7/28-11/2 ... stress reaction in right elbow

MATT GARZA'S CAREER HIGHS AND LOWS

LOW-HIT COMPLETE GAME: No-Hitter – 7/26/10 vs. Detroit
MOST STRIKEOUTS: 12 – 4/3/11 vs. Pittsburgh ... also has one 11-strikeout game and eight 10-strikeout games
MOST HITS ALLOWED: 12 – 4/3/11 vs. Pittsburgh
MOST RUNS ALLOWED: 8 – 8/31/07 vs. Kansas City (gm. 1)
MOST HOMERS ALLOWED: 4 (three times), most recently 9/8/10 @ Boston

LONGEST WINNING STREAK: 5 games – 8/30/11-4/12/12
LONGEST LOSING STREAK: 4 games (twice), most recently 5/21-6/13/12
MOST CONSECUTIVE SCORELESS INNINGS: 14.0 – 7/14-19/11

LOWEST HOME ERA DATING TO JUNE 27, 2011

Rank	Pitcher (Team)	ERA
1.	Clayton Kershaw (LAD)	1.80
2.	Justin Verlander (DET)	1.88
3.	Matt Garza (CHI)	1.97
4.	Jered Weaver (LAA)	2.08
5.	Madison Bumgarner (SF)	2.18



RECORD BREAKERS AT THE GATES

In 2008, the Chicago Cubs set a single-season attendance record by drawing 3,300,200 fans at Wrigley Field, eclipsing the previous record mark of 3,252,462 set in 2007.

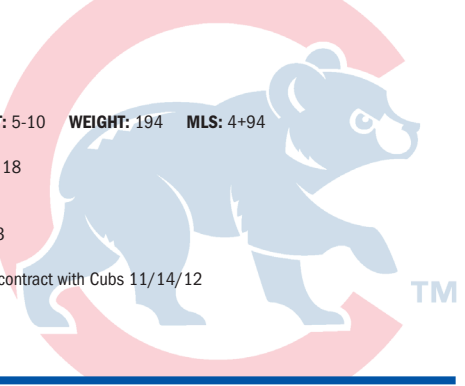
In addition to setting a Wrigley Field record, the 3,300,200 is the largest single-season attendance mark for any franchise or venue in the history of the city of Chicago.

The Cubs reached three million fans on September 2, faster than any other season in franchise history, as that night's crowd of 39,846 vs. the Houston Astros brought the Cubs and Wrigley Field beyond the three million mark in the club's 74th home date of 2008, surpassing the previous record of 75 home dates to three million fans in 2007.

6 Alberto Gonzalez – INF



BATS: Right **THROWS:** Right **HEIGHT:** 5-10 **WEIGHT:** 194 **MLS:** 4+94
FULL NAME: Alberto Ramon Gonzalez
OPENING DAY AGE: 29, turns 30 on April 18
BORN: 4/18/83 in Maracaibo, Venezuela
RESIDES: Maracaibo, Venezuela
CONTRACT STATUS: Signed through 2013
SIGNED BY: Miguel Nava (Arizona)
HOW ACQUIRED: Signed a minor league contract with Cubs 11/14/12



Non-Roster Invitee

Gonzalez: Facts and Information

Alberto begins his first season with Chicago after signing a minor league deal with an invite to major league Spring Training with the club, November 14, 2012 ... has seen major league action with the Yankees (2007-08), Washington (2008-10), San Diego (2011) and Texas (2012).

- © Owns a .242 major league batting average (216-for-893) with 44 doubles, seven triples, three homers and 85 RBI in 402 games.
- © Has appeared at all four infield positions, including 143 games at second base, 133 games at shortstop, 74 games at third base and seven games at first base ... also has an appearance in right field.
- © Is a career .284 hitter (73-for-257) against left-handed major league pitching.
- © Appeared in at least 100 major league games in three-straight seasons, 2009-10 with Washington and 2011 with San Diego.
- © Owns a .278 batting average (607-for-2,180) with 116 doubles, 30 triples, 18 home runs, 230 RBI and a .333 on-base percentage in 612 career minor league games.
- © Named the best defensive infielder in Arizona's organization by **Baseball America** in 2005.
- © Named a Midwest League All-Star in 2005 with Single-A South Bend.
- © Originally signed as a non-drafted free agent with Arizona in 2002.
- © Attended Octavio Hernandez High School in Maracaibo, Venezuela.

Gonzalez: 2012 Season

Made Texas' Opening Day roster as a non-roster invitee to Spring Training after he signed a minor league free-agent contract, December 14, 2011.

- © Hit .241 (13-for-54) with two doubles, a triple and four RBI in 24 games with Texas ... started five games at third base, five games at shortstop and two games at second base.
- © Collected a game-winning, RBI-bunt single in the 11th inning, April 22 at Detroit.
- © Recorded a season-high three hits and three runs scored, May 30 vs. Seattle.
- © Designated for assignment, August 10, and outrighted to Triple-A Round Rock, August 12.
- © Played in 14 games for Round Rock, compiling a .314 batting average (16-for-51) with two doubles, two homers and six RBI.
- © Batted .301 (22-for-73) in 21 games for Margarita in the Venezuelan Winter League.

Gonzalez: Career Review

2011: Acquired by the Padres via a trade, March 28, spent the entire season with San Diego and batted .215 (53-for-247) with 10 doubles, two triples, a homer and 32 RBI in 102 games.

- © Made 61 starts, including 25 at second base, 22 at shortstop, 13 at third base and one at first base.
- © Hit .311 (14-for-45) with runners in scoring position and two outs and .278 (22-for-79) with RISP overall.
- © Recorded 32 RBI, one shy of his career-high 33 set in 2009 with Washington.
- © Over a 21-game span, July 24-August 31, hit .366 (15-for-41) with four doubles and nine RBI.

2010: A member of Washington's Opening Day roster for a second-consecutive season, played five positions (all four infield spots and right field), hitting .247 (46-for-186) with eight doubles, one triple and five RBI in 114 games with the Nationals.

- © Played 38 games (10 starts) at second base, 27 games (17 starts) at third base, 16 games (eight starts) at shortstop, three games (two starts) at first base and one game in right field.
- © Went 48-straight games, spanning 197.1 innings, without an error from April 18-August 13.
- © In his 37 starts, went 35-for-134 (.261) with six doubles and four RBI.
- © Hit .301 (25-for-83) with three RBI in 65 games through July 27, but batted just .204 (21-for-103) with two RBI in 49 games to close out the season.
- © Went 4-for-4 with one RBI and a run scored to trigger a 7-2 win, June 29 at Atlanta.

Gonzalez: Career Review (Continued)

2009: Set career bests with 31 runs scored, 77 hits, 16 doubles, three triples, 33 RBI and 105 games for the Nationals ... broke camp with the big league club, and spent a month at Triple-A Syracuse (April 28-May 30), before sticking with Washington the rest of the season.

- Ⓢ Batted .397 (25-for-63) with nine extra-base hits and 11 RBI against southpaws ... hit .292 (21-for-72) with runners in scoring position.
- Ⓢ Hit .333 (37-for-111) in 43 games before the All-Star break, but .222 (40-for-180) in 62 games after the break.
- Ⓢ Played primarily second base in season's second half and made just one error in 208 total chances, recording a .995 fielding percentage.
- Ⓢ Collected a career-high three doubles, September 9 vs. Philadelphia.
- Ⓢ With Syracuse, hit .311 (28-for-90) with three doubles, one triple and eight RBI in 23 contests.

2008: Combined to hit .257 (26-for-101) with eight doubles, one home run and 10 RBI in 45 games between the Yankees and Nationals ... acquired by Washington at the July 31 trade deadline.

- Ⓢ Broke camp with Triple-A Scranton/Wilkes-Barre before he was recalled by the Yankees, April 9.
- Ⓢ Went on to have three stints with New York, playing in 28 games prior to the trade to Washington.
- Ⓢ Landed on the Nationals 15-day disabled list, August 5, with a strained left hamstring ... following a rehab assignment with Triple-A Columbus, was activated, September 1.
- Ⓢ Played perfect defense with the Nationals and committed just one error with the Yankees, combining on a .990 fielding percentage (100 TC) with both clubs.
- Ⓢ Seven of his 17 hits with Washington went for extra bases (six doubles, one home run).
- Ⓢ Belted first big league homer off Julian Tavarez and set a career high with three RBI, September 7 at Atlanta.

2007: After he was acquired by the Yankees in the offseason as part of the Randy Johnson trade, made major league debut in September ... spent a majority of the year between Double-A Trenton and Triple-A Scranton/Wilkes-Barre, combining to hit .266 (131-for-493) with 31 doubles, 11 triples, a home run, 51 RBI, 12 stolen bases and 62 runs scored in 134 games.

- Ⓢ Appeared in 11 major league games at shortstop and one at third base for the Yankees, compiling a .958 fielding percentage with one error in 24 total chances.
- Ⓢ Recalled from Scranton/Wilkes-Barre, September 1, and made major league debut that day as defensive replacement at shortstop in the eighth inning vs. Tampa Bay.
- Ⓢ Notched first RBI via fielder's choice groundout, September 8 at Kansas City.
- Ⓢ Made first start and collected first big league hit, a sixth-inning single off Scott Kazmir, September 27 at Tampa Bay.
- Ⓢ Combined for a career-best 31 doubles with Scranton/Wilkes-Barre and Trenton in first season in the Yankees system.
- Ⓢ Began the season with Scranton/Wilkes-Barre and led all Triple-A shortstops with a .976 fielding percentage ... tied for the International League lead with 10 triples.
- Ⓢ Was optioned to Trenton for a 28-game stint, June 29-July 30, hitting .330 (36-for-109) with 11 extra-base hits and 16 RBI.
- Ⓢ Batted .304 after returning to Triple-A, thanks in part to a career-best, 15-game hitting streak, August 6-19.
- Ⓢ Following the season, batted team-high .341 with seven doubles, two triples, four home runs, 16 RBI and 24 runs scored in 34 games with Bravos de Margarita in the Venezuelan Winter League.

2006: In his final year in Arizona's farm system, spent the majority of the season with Double-A Tennessee before earning a late-season promotion to Triple-A Tucson ... combined to hit .287 (129-for-449) with 20 doubles, three triples, six homers and 51 RBI in 133 games.

- Ⓢ His 129 games played with Tennessee led all Southern League shortstops ... registered a .977 fielding percentage and paced all Southern League middle infielders in assists and total chances.
- Ⓢ Was the second-hardest hitter to fan in the Southern League, averaging just one strikeout every 11.76 plate appearances.
- Ⓢ Ranked seventh in the Southern League with a .290 batting average (126-for-434) with Tennessee.
- Ⓢ Following the domestic season, hit .253 with three triples, a home run and 14 RBI in 51 games with Pastoria de los Llanos in the Venezuelan Winter League.

2005: The Midwest League All-Star batted .318 (112-for-352) with 21 doubles, seven triples, a home run, 42 RBI and 60 runs scored in 95 games with Single-A South Bend ... his .318 batting average ranked fourth in the league and fifth among all Arizona farmhands.

- Ⓢ Named the best defensive infielder in Arizona's organization by *Baseball America* ... sported a .975 fielding percentage at shortstop and played errorless ball in six games at second base with South Bend.
- Ⓢ Was rated by Midwest League managers as the circuit's top defensive shortstop.

2004: In his first season at the Single-A level, batted .238 (76-for-319) with two homers and 25 RBI in 100 games with South Bend ... played both shortstop (83 games) and second base (19 games), committing 17 errors.

2003: In his first professional season, batted .283 (58-for-205) with Arizona's Dominican Summer League team ... paced the club with 13 doubles while posting 19 walks compared to 10 strikeouts in 58 games.

Gonzalez: Career Statistics and Transactions

YEAR	TEAM	AVG	G	AB	R	H	2B	3B	HR	RBI	SH	SF	HP	BB	SO	SB-CS	E	OBP	SLG
2003	– DSL Diamondbacks-R	.283	58	205	38	58	13	2	1	18	2	2	8	19	10	15-6	7	.363	.380
2004	– South Bend-A	.238	100	319	39	76	15	6	2	25	5	2	11	16	44	9-7	17	.296	.342
2005	– South Bend-A	.318	95	352	60	112	21	7	1	42	5	5	5	20	42	12-5	11	.359	.426
2006	– Tennessee-AA	.290	129	434	67	126	20	3	6	50	13	2	8	37	42	5-1	14	.356	.392
	Tucson-AAA	.200	4	15	2	3	0	0	0	1	0	0	1	1	1	0-0	0	.294	.200
2007	– Scranton/W.B.-AAA	.247	106	384	44	95	21	10	1	35	9	3	6	24	49	11-5	10	.300	.362
	Trenton-AA	.330	28	109	18	36	10	1	0	16	3	2	1	10	14	1-1	3	.385	.440
	New York (A.L.)	.071	12	14	3	1	0	0	0	1	0	0	0	1	1	0-1	1	.133	.071
2008	– New York (A.L.)	.173	28	52	4	9	2	0	0	1	2	0	0	4	8	0-0	1	.232	.212
	Scranton/W.B.-AAA	.250	47	188	23	47	8	0	4	23	2	4	3	16	30	4-2	9	.313	.356
	Washington	.347	17	49	9	17	6	0	1	9	0	0	1	4	6	0-1	0	.407	.531
	Columbus-AAA#	.303	8	33	2	10	3	0	1	6	0	0	1	0	5	0-0	0	.324	.485
2009	– Syracuse-AAA	.311	23	90	5	28	3	1	0	8	1	0	0	1	8	1-0	2	.319	.367
	Washington	.265	105	291	31	77	16	3	1	33	2	6	3	14	27	1-1	10	.299	.351
2010	– Washington	.247	114	186	19	46	8	1	0	5	3	1	1	7	30	0-0	5	.277	.301
2011	– San Diego	.215	102	247	18	53	10	2	1	32	1	4	2	13	37	1-2	4	.256	.283
2012	– Texas	.241	24	54	7	13	2	1	0	4	1	0	0	0	9	0-0	2	.241	.315
	Round Rock-AAA	.314	14	51	5	16	2	0	2	6	1	0	1	0	11	0-0	2	.327	.471
MAJOR LEAGUE TOTALS		.242	402	893	91	216	44	7	3	85	9	11	7	43	118	2-5	23	.279	.317
MINOR LEAGUE TOTALS		.278	612	2180	303	607	116	30	18	230	41	20	45	144	256	58-27	75	.333	.384
#Injury Rehabilitation Assignment																			

PCT	G	PO	A	E	TC	DP	2012/CAREER	PCT	G	PO	A	E	TC	DP
							First Base	1.000	7	32	1	0	33	6
1.000	5	4	7	0	11	2	Second Base	.991	143	182	238	4	424	67
1.000	8	4	11	0	15	2	Third Base	.963	74	33	97	5	135	9
.923	9	7	17	2	26	2	Shortstop	.964	133	134	243	14	391	43
							Right Field	---	1	0	0	0	0	0
.963	15	35	2	52	6		M.L. TOTALS	.977		381	579	23	983	125

ALBERTO GONZALEZ'S CAREER TRANSACTIONS

2002 – Signed with Arizona as a non-drafted free agent 8/3 (scout: Miguel Nava)
2007 – Acquired by New York (A.L.) with P Steven Jackson, P Ross Ohlendorf and P Luis Vizcaino 1/9 for P Randy Johnson and cash considerations
2008 – Acquired by Washington 7/31 for P Jhonny Nunez
2008 – On disabled list 8/5-9/1 ... left hamstring strain ... included injury rehab assignment to Columbus (8/23-9/1)
2011 – Acquired by San Diego 3/28 for P Erik Davis and cash considerations
2011 – Granted unconditional release 11/18
2011 – Signed a minor league contract with Texas 12/14
2012 – Elected free agency 10/4
2012 – Signed a minor league contract with Cubs 11/14

ALBERTO GONZALEZ'S CAREER HIGHS

MOST RUNS SCORED: 3 (twice), most recently 5/30/12 vs. Seattle
MOST WALKS: 2 (four times), most recently 7/15/11 vs. San Francisco
MOST HITS: 4 (three times), most recently 6/29/10 @ Atlanta
LONGEST HITTING STREAK: 6 games (twice), 6/5-16/09 and 7/8-17/09
MOST DOUBLES: 3 – 9/9/09 vs. Philadelphia
MOST RBI: 3 (four times), most recently 7/30/11 vs. Colorado

CONSECUTIVE-GAME STREAKS

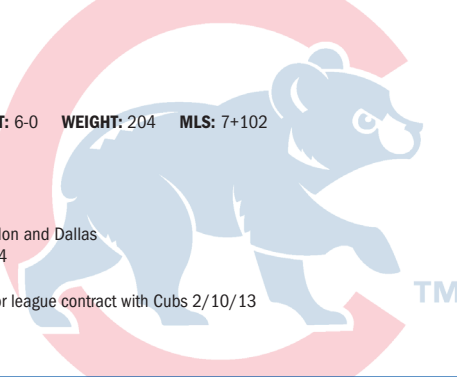
A consecutive-game playing streak shall be extended if a player plays one-half inning on defense, or if he completes a time at-bat by reaching base or being put out. A pinch-running appearance does not extend a streak. If a player is ejected from a game by an umpire before he can comply with the requirements of this rule, his streak shall continue.

A consecutive-game hitting streak shall not be terminated if all a player's plate appearances result in a base on balls, hit batsman, defensive interference or sacrifice bunt. The streak shall end if the player has a sacrifice fly and no hit.

21 Scott Hairston – OF



BATS: Right **THROWS:** Right **HEIGHT:** 6-0 **WEIGHT:** 204 **MLS:** 7+102
FULL NAME: Scott Alexander Hairston
OPENING DAY AGE: 32
BORN: 5/25/80 in Fort Worth, TX
RESIDES: Gilbert, AZ
FAMILY: Married – Jill ... Children – Landon and Dallas
CONTRACT STATUS: Signed through 2014
SIGNED BY: Steve Kmetco (Arizona)
HOW ACQUIRED: Signed a two-year major league contract with Cubs 2/10/13



Hairston: Facts and Information

Scott joins the Cubs having played in all or part of the last nine seasons with Arizona (2004-07), San Diego (2007-09, 2010), Oakland (2009) and the New York Mets (2011-12) ... owns a .247 batting average (543-for-2,197) with 276 runs, 124 doubles, 17 triples, 95 home runs and 279 RBI in 777 big league contests.

- © Has appeared in 337 big league games in left field, 149 in center field and 71 in right field.
- © Has hit 10 or more home runs in six seasons, including a career-best 20 home runs last season with the Mets.
- © Hit the 10th cycle in Mets franchise history, April 27, 2012 at Colorado ... singled in the second inning, homered in the fourth, tripled in the fifth and doubled in the sixth.
- © Has appeared in 480 minor league games over eight seasons (2001-06, 2009-2010) ... owns a .321 batting average (586-for-1,823) with 392 runs, 122 doubles, 25 triples, 93 home runs and 353 RBI.
- © Honored as Arizona's 2002 Minor League Player of the Year, leading their farm system in batting average (.345), runs (99), doubles (46), home runs (22) and total bases (285).
- © Tabbed by *Baseball America* as the 2001 pre-season Player of the Year in Junior College baseball.
- © Won the Arizona Junior College Triple Crown in 2001, batting .503 with 18 home runs and 77 RBI.
- © Is the fifth member of his family to play Major League Baseball ... the Hairston family joins the Boones, Bells and Colemans as MLB's only third-generation family.
 - ♦ Grandfather Sam played for the White Sox (1951), uncle John played for the Cubs (1969), his dad, Jerry, played for White Sox and Pirates (1973-1989) ... his brother, Jerry, played for the Cubs from 2005-06 and currently plays in the Los Angeles Dodgers' organization.
- © Drafted by Arizona in the third round of the 2001 draft ... attended Central Arizona Junior College after graduating from Canyon Del Oro (Ariz.) High School.
- © Helped the semi-professional Liberal (Kan.) BeeJays to the 2000 National Baseball Congress World Series title.

Hairston: 2012 Season

Scott set career highs with 25 doubles, 20 home runs and 134 games played in his second season with the New York Mets ... batted .263 (99-for-377) with 57 RBI and also set a career mark with a .504 slugging percentage.

- © Was one of only eight N.L. outfielders to have at least a .500 slugging percentage and reach 20 home runs and 25 doubles.
- © Hit the 10th cycle in Mets franchise history, April 27 at Colorado ... singled in the second inning, homered in the fourth, tripled in the fifth and doubled in the sixth.
- © Played 59 games in left field, 48 in right field and 14 games in center field.
- © Batted .286 (54-for-189) with 17 doubles, 11 home runs, 30 RBI and a .550 slugging percentage against left-handed pitching.
 - ♦ He tied for fourth in the league in home runs, ranked fourth in doubles and was 13th in slugging against southpaws.
- © Belted three pinch-homers, tied for second-most in the majors.
- © Owned a .333 batting average (31-for-93) when leading off an inning.
- © Tied his career-high with four hits twice, April 27 at Colorado and October 2 at Miami.
- © Homered in three-straight games, May 26-29 ... batted .563 with five home runs and 10 RBI in a seven-game stretch from May 26-June 5.
- © Recorded his lone multi-homer game of the season, July 30 at San Francisco.

Hairston: Career Review

2011: Appeared in 79 games after signing a one-year major league contract with the Mets in January ... batted .235 (31-for-132) with eight doubles, seven home runs and 24 RBI before a season-ending left oblique strain that put him on the disabled list, August 24.

- © Started at all three outfield positions, appearing in 10 games (four starts) in left field, 10 games (eight starts) in center field and 15 games (11 starts) in right field ... also made one appearance at second base.
- © Drove in a career-best five runs while collecting a season-high three hits, July 16 vs. Philadelphia.
- © Delivered three pinch-home runs, the most by a Mets player in a single season since Eric Valent hit three in 2004.
- © Batted .350 (7-for-20) with four home runs and nine RBI in 16 July contests.
- © Recorded his lone multi-homer game of the season, July 31 at Washington.
 - ♦ Became the first player in team history since Hawk Taylor in 1964 to hit multiple home runs in a game after not starting.

H Hairston: Career Review

2010: Produced a .210 batting average (62-for-295) with 10 doubles, 10 home runs and 36 RBI in 104 games with San Diego.

- Ⓢ Made 56 starts in left field, 18 in center field and three in right field ... 56 of his 78 total starts came before the All-Star break.
- Ⓢ Clubbed two home runs, May 7 at Houston ... it was his fourth career multi-homer game.
- Ⓢ Recorded two four-RBI contests vs. Colorado in a three-game span, June 28-30.
- Ⓢ Placed on the 15-day D.L., May 16-June 2, with a left hamstring strain.
- Ⓢ Was acquired by the Padres with outfielder Aaron Cunningham for infielders Kevin Kouzmanoff and Eric Sogard, January 16.

2009: Split the season between the San Diego and Oakland organizations, batting .265 (114-for-430) with 27 doubles, 17 home runs and 64 RBI in 116 games.

- Ⓢ Began the season with the Padres, and was traded to Oakland on July 5 ... was acquired for right-handed pitchers Ryan Webb, Craig Italiano and Sean Gallagher.
- Ⓢ Set career-highs in hits (114), doubles and RBI.
- Ⓢ With San Diego, hit .330 (29-for-88) with runners on base, .333 (14-for-42) with runners in scoring position and .438 (7-for-16) with runners in scoring position and two outs.
- Ⓢ Homered in three-straight contests, May 30-June 1.
- Ⓢ Was on San Diego's 15-day D.L., June 3-23, with a strained left biceps.

2008: Batted .248 (81-for-326) with 18 doubles, three triples, 17 home runs and 31 RBI in 112 games with San Diego.

- Ⓢ Logged a .280 batting average (40-for-143) against southpaws compared to a .224 mark (41-for-183) against righties.
- Ⓢ Batted .297 (27-for-91) with seven home runs and nine RBI in 29 games vs. N.L. Central.
- Ⓢ Clubbed three lead-off home runs ... batted .294 (50-for-170) with 12 home runs and 19 RBI in 42 games as the lead-off hitter.
- Ⓢ Homered in consecutive games five times (April 1-2, May 25-28, July 5-6, July 8-9 and July 20-21).
- Ⓢ Had two multi-homer games: April 29 at Philadelphia and July 5 at Arizona.
- Ⓢ A torn ligament in his left thumb, August 28, ended his season ... underwent surgery, September 2.

2007: Combined to hit .243 (64-for-263) with 18 doubles, two triples, 11 home runs and 36 RBI in 107 games between Arizona and San Diego ... was his first full season in the majors.

- Ⓢ Began the season with Arizona before being traded to San Diego for right-handed pitcher Leo Rosales, July 27.
- Ⓢ Hit a game-tying, three-run home run in the eighth inning, and then a walk-off solo home run in the 10th inning, August 3 vs. San Francisco.
 - Became the first player since Vladimir Guerrero with the Angels in 2005 to hit a game-tying home run in the eighth inning or later followed by a walk-off home run in the same game.
- Ⓢ Went deep in three straight at-bats, August 3-4 vs. San Francisco ... recorded his first career multi-homer game, August 3.
- Ⓢ Placed on the 15-day D.L., August 10-September 8, with a strained left oblique muscle.

2006: Scott appeared in nine games for the Diamondbacks, spanning three stints (June 19-July 29, August 11-18 and September 20-end of season) ... batted .400 (6-for-15) with two doubles and two RBI in the majors.

- Ⓢ Began the season with Triple-A Tucson before his first call-up in June ... logged a .323 batting average (123-for-381) with 83 runs, 22 doubles, 26 home runs and 81 RBI in 98 games with Tucson.
- Ⓢ Led the Pacific Coast League with a .591 slugging percentage, ranked fifth in homers and on-base percentage while being tied for sixth in batting average.
- Ⓢ Placed on Arizona's 15-day D.L., June 20-July 29, with a right shoulder injury.

2005: Spent majority of the year with Triple-A Tucson, batting .311 (65-for-209) with eight doubles, three triples, 16 home runs and 40 RBI in 58 games prior to a season-ending left shoulder injury, July 22 ... appeared in 15 games with Arizona.

2004: Began the season with Triple-A Tucson before making his major league debut in May ... batted .248 (84-for-339) with 39 runs, 15 doubles, six triples, 13 home runs and 29 RBI in 101 games at the big league level.

- Ⓢ Enjoyed two stints with the big league club: May 4-8 and May 17 through the end of season.
- Ⓢ Made his big league debut, May 4, vs. Philadelphia, as a pinch-hitter.
- Ⓢ Clubbed a solo home run off Marlins pitcher Carl Pavano, May 24, for his first career major league hit and home run.
- Ⓢ Reached base safely via hit or walk in 26-straight games from May 24-June 21, collecting at least one hit in 23 of those contests.
- Ⓢ Appeared in 28 games with Tucson, batting .313 (36-for-115) with eight doubles, five home runs and 20 RBI.

SCOTT HAIRSTON'S CAREER HIGHS

GAME-OPENING HOMERS: 4, most recently 7/2/08 @ St. Louis (Jaime Garcia)

2-HOMER GAMES: 6, most recently 7/30/12 @ San Francisco

PINCH HOMERS: 9, most recently 9/11/12 vs. Washington (Tyler Clippard)

GRAND SLAMS: 2 - 9/6/09 vs. Seattle (Shawn Kelly) and 6/27/12 @ Cubs (Casey Coleman)

MOST HITS: 4 (four times), most recently 10/2/12 @ Miami

CYCLES: 1 - 4/27/12 @ Colorado

MOST RBI: 5 - 7/16/11 vs. Philadelphia

MOST DOUBLES: 3 - 8/17/12 @ Washington

MOST RUNS SCORED: 3 (seven times), most recently 8/2/12 @ San Francisco

MOST STOLEN BASES: 2 (twice), most recently 7/11/10 @ Colorado

MOST WALKS: 2 (12 times), most recently 6/29/11 @ Detroit

LONGEST HITTING STREAK: 10 games (twice), 5/24-6/3/04 and 5/6-19/09

Hairston: Career Review (Continued)

2003: In his first season above Single-A, Scott batted .276 (93-for-337) with 21 doubles, a career-high seven triples, 10 home runs and 48 RBI in 89 games between Double-A El Paso and Triple-A Tucson.

© Prior to the season, ranked by **Baseball America** as the top prospect in Arizona's system and No. 26 on their list of the game's Top 100 Prospects.

2002: Split the campaign between Single-A affiliates South Bend and Lancaster, batting .345 (163-for-473) with 99 runs, 46 doubles, five triples, 22 home runs and 98 RBI in 127 games ... named the Diamondbacks Minor League Player of the Year.

© Named to the Midwest League's post-season All-Star team.

2001: In his first pro season, Scott batted .347 (101-for-291) with 81 runs, 16 doubles, six triples, 14 home runs and 65 RBI in 74 games with Rookie League Missoula ... named to the Pioneer League All-Star team.

Hairston: Career Statistics and Transactions

YEAR	TEAM	AVG	G	AB	R	H	2B	3B	HR	RBI	SH	SF	HP	BB	SO	SB-CS	E	OBP	SLG	
2001	— Missoula-R	.347	74	291	81	101	16	6	14	65	0	2	7	38	50	2-2	21	.432	.588	
2002	— South Bend-A	.332	109	394	79	131	35	4	16	72	1	5	10	58	74	9-3	28	.426	.563	
	Lancaster-A	.405	18	79	20	32	11	1	6	26	0	1	0	6	16	1-0	2	.442	.797	
2003	— El Paso-AA	.276	88	337	53	93	21	7	10	47	0	1	6	30	80	6-2	15	.345	.469	
	Tucson-AAA	.000	1	0	0	0	0	0	0	1	0	1	0	0	0	0-0	0	.000	.000	
2004	— Tucson-AAA	.313	28	115	29	36	8	3	5	20	0	1	1	11	21	0-3	6	.375	.565	
	Arizona	.248	101	339	39	84	15	6	13	29	2	1	1	21	88	3-3	11	.293	.442	
2005	— Arizona	.100	15	20	0	2	1	0	0	0	0	0	0	0	6	0-0	0	.100	.150	
	Tucson-AAA	.311	58	209	45	65	8	3	16	40	0	2	5	21	40	3-0	2	.384	.608	
2006	— Tucson-AAA	.323	98	381	83	123	22	1	26	81	0	3	4	52	78	3-0	3	.407	.591	
	Arizona	.400	9	15	2	6	2	0	0	2	0	0	0	1	5	0-0	0	.438	.533	
2007	— Arizona	.222	76	176	21	39	13	1	3	16	3	0	0	1	19	37	2-0	3	.301	.358
	San Diego	.287	31	87	16	25	5	1	8	20	0	1	0	7	18	0-0	0	.337	.644	
2008	— San Diego	.248	112	326	42	81	18	3	17	31	3	2	3	28	84	3-1	2	.312	.479	
2009	— Lake Elsinore-A#	.100	3	10	1	1	0	0	0	0	0	0	2	1	3	0-0	0	.308	.100	
	San Diego	.299	56	197	26	59	14	1	10	29	1	0	1	17	45	8-1	1	.358	.533	
	Oakland	.236	60	233	24	55	13	1	7	35	0	5	2	8	38	3-2	1	.262	.391	
2010	— Lake Elsinore-A#	.571	3	7	1	4	1	0	0	1	0	0	0	4	1	0-0	0	.727	.714	
	San Diego	.210	104	295	34	62	10	0	10	36	0	4	6	31	69	6-1	4	.295	.346	
2011	— New York (N.L.)	.235	79	132	20	31	8	1	7	24	0	0	2	11	34	1-1	2	.303	.470	
2012	— New York (N.L.)	.263	134	377	52	99	25	3	20	57	0	1	1	19	83	8-2	1	.299	.504	
MAJOR LEAGUE TOTALS		.247	777	2197	276	543	124	17	95	279	9	14	17	162	507	34-11	25	.302	.449	
N.L. TOTALS		.248	717	1964	252	488	111	16	88	244	9	9	15	154	469	31-9	24	.307	.456	
A.L. TOTALS		.236	60	233	24	55	13	1	7	35	0	5	2	8	38	3-2	1	.262	.391	
MINOR LEAGUE TOTALS		.321	480	1823	392	586	122	25	93	353	1	16	35	221	363	24-10	77	.402	.569	

#Injury Rehabilitation Assignment

PCT	G	PO	A	E	TC	DP	2012/CAREER	PCT	G	PO	A	E	TC	DP
.983	59	58	1	1	60	0	Second Base	.972	87	175	208	11	394	47
1.000	14	17	0	0	17	0	Left Field	.984	337	483	9	8	500	2
1.000	48	77	0	0	77	0	Center Field	.983	149	291	6	5	302	1
							Right Field	.990	71	99	0	1	100	0
.994	152	1	1	154	0	M.L. TOTALS		.981	1048	223	25	1296	50	

SCOTT HAIRSTON'S CAREER TRANSACTIONS

- 2001 – Selected by Arizona in the third round of draft (scout: Steve Kmetco)
- 2005 – On disabled list 9/2-11/14 ... separated left shoulder
- 2006 – On disabled list 6/20-7/29 ... right shoulder inflammation ... included injury rehab assignment to Tucson (7/21-29)
- 2007 – Acquired by San Diego for P Leo Rosales 7/27
- 2007 – On disabled list 8/10-9/8 ... left oblique muscle strain
- 2008 – On disabled list 8/28-10/2 ... left thumb ligament surgery
- 2009 – On disabled list 6/3-6/23 ... left biceps strain ... included injury rehab assignment to Lake Elsinore (6/19-23)
- 2009 – Acquired by Oakland 7/5 for P Ryan Webb, P Sean Gallagher and P Craig Italiano
- 2010 – Acquired by San Diego 1/16 with OF Aaron Cunningham for INF Kevin Kouzmanoff and INF Eric Sogard
- 2010 – On disabled list 5/16-6/2 ... left hamstring strain ... included injury rehab assignment to Lake Elsinore (5/30-6/2)
- 2010 – Declared free agency 12/2 ... signed one-year major league contract with New York (N.L.) 1/24/11
- 2011 – On disabled list 8/24-9/30 ... left oblique strain
- 2011 – Elected free agency 10/30 ... signed a one-year major league contract with New York (N.L.) 3/1/12
- 2012 – Elected free agency 10/29 ... signed a two-year major league contract with Cubs 2/10/13

7 Brett Jackson – OF



BATS: Left **THROWS:** Right **HEIGHT:** 6-2 **WEIGHT:** 220 **MLS:** 0+60
FULL NAME: Brett Elliott Jackson
OPENING DAY AGE: 24, turns 25 on August 2
BORN: 8/2/88 in Berkeley, CA
RESIDES: San Francisco, CA
FAMILY: Single
CONTRACT STATUS: Signed through 2013
SIGNED BY: John Bartsch
HOW ACQUIRED: Selected by Cubs in first round (31st overall) of 2009 draft



B. Jackson: Facts and Information

Brett made his major league debut last season with the Cubs, appearing in 44 games after starting the season with Triple-A Iowa ... enters his fifth pro season since he was selected in the first round (31st overall) of the 2009 draft.

- © Owns a .282 batting average (435-for-1,540) with 83 doubles, 34 triples, 55 home runs and 207 RBI in 402 career minor league games.
- © Was named by **Baseball America** the organization's fifth-best prospect heading into 2013.
 - The publication named him the second-best prospect in the organization heading into the 2010 and 2011 seasons ... was named the top prospect entering 2012.
- © Played for the USA Baseball Pan American Qualifying Team in the 2010 COP ABE Pan American Qualifying Tournament.
- © Was a member of Team USA in the 2010 MLB All-Star Futures Game in Los Angeles, Calif.
- © Attended the University of California Berkeley ... in three seasons with the Bears, batted .303 (146-for-481) with 91 runs scored, 25 doubles, 11 triples, 12 home runs and 85 RBI in 152 games.
- © Graduated from Miramonte High School in Orinda, Calif.
- © Participated in the 2010 and 2012 Cubs Caravans.

B. Jackson: 2012 Season

Brett was promoted to his first major league roster, August 5, and went on to appear in 44 games for Chicago ... he batted .175 (21-for-120) with six doubles, four home runs and nine RBI.

- © His .303 on-base percentage was 128 points higher than his .175 batting average, thanks in part to 22 walks ... struck out 59 times in 120 at-bats.
- © Batted .208 (16-for-77) in 24 August games ... hit .117 (5-for-43) in 20 games starting September 1.
- © Played 39 games (38 starts) in center field ... recorded a .979 fielding percentage (2 E/96 TC).
- © Was selected from Triple-A Iowa, August 5, and made his major debut at Dodger Stadium, going 2-for-4 with a walk and a run while getting the start in center field.
- © Belted his first-career home run in the second inning of August 18's nightcap at the Reds, a solo shot off Todd Redmond.
- © Hit .368 (7-for-19) with three doubles, three home runs, six RBI and eight walks in seven games from August 24-30.
- © Went deep in consecutive games, August 24-25 vs. Colorado.
- © Made September 14's start in center field (0-for-4), his first appearance since he exited September 7's game in Pittsburgh with a bruised right knee after making a highlight reel catch against the outfield wall to end the sixth inning.
- © Began the season with Triple-A Iowa and batted .256 (104-for-407) with 22 doubles, 12 triples, 15 home runs, 27 stolen bases, 66 runs scored and 47 RBI in 106 games.
- © Posted a .338 on-base percentage and a .479 slugging percentage to contribute to an .817 OPS with Iowa.
- © Led the Pacific Coast League with 12 triples and 158 strikeouts ... was the first Iowa Cub to lead the PCL in triples since Ross Gload in 2001 ... the previous I-Cub to lead the league in strikeouts was Joe Carter in 1983.
- © Connected on four lead-off homers for Iowa: May 6 vs. New Orleans, June 1 at Omaha, June 23 vs. Round Rock and July 20 at Albuquerque.

B. Jackson: Career Review

2011: Brett began the year with Double-A Tennessee, but was promoted to the Triple-A level for the first time in his career he batted .297 (55-for-185) with 13 doubles, two triples, 10 homers and 26 RBI in 48 games for Iowa.

- © Combined to hit .274 (118-for-431) with 84 runs, 23 doubles, five triples and 20 home runs in 115 games between Tennessee and Iowa.
 - His 20 homers matched his total from his first two seasons, combined.
- © Landed on the seven-day disabled list, May 12-30, with a sprained pinky finger on his left hand.
- © Named a Southern League mid-season All-Star, batting .273 (47-for-172) with seven long balls and 27 RBI for Tennessee in the first half.
- © Promoted to Iowa, July 13.
- © Posted a .351 batting average (40-for-114) with six homers, 19 RBI and a 1.023 OPS in 28 August contests.
- © Was 38-for-124 (.306) against right-handed pitching at the Triple-A level ... hit .279 (17-for-61) against southpaws.

B. Jackson: Career Review (Continued)

2010: In his first full professional season, Brett combined to hit .297 (146-for-491) with 32 doubles, 14 triples, 12 home runs and 66 RBI in 128 games between Single-A Daytona and Double-A Tennessee.

- Ⓢ Began the season with Daytona, hitting .316 (83-for-263) with 19 doubles, eight triples, six homers and 38 RBI in 67 contests.

Ⓢ While with the Cubs, owned a .344 average (33-for-96) with three homers and 15 RBI off southpaws compared to a .299 mark (50-for-167) with three homers and 23 RBI off right-handed pitching.

Ⓢ Hit for the cycle, June 14 vs. Lakeland, including a two-run walk-off homer in the 11th inning.
- Ⓢ Posted a .378 average (34-for-90) with 11 doubles, four triples, four homers and 22 RBI in 22 June contests ... led to his June 27 promotion to Tennessee.

Ⓢ In 61 games with the Smokies, batted .276 (63-for-228) with 47 runs, 13 doubles, six triples, six homers and 28 RBI.

Ⓢ With the Mesa Solar Sox of the Arizona Fall League, went 3-for-12 (.250) with three runs, one double and five RBI in four contests.

2009: Compiled a .318 batting average (67-for-211) with six doubles, three triples, eight homers and 36 RBI in 53 games between Rookie-League Mesa, Single-A Boise and Single-A Peoria.

- Ⓢ Selected by Single-A Boise, July 4, batting .330 (29-for-88) with 14 runs, 17 walks, 15 RBI and a .443 on-base percentage in 24 games.

Ⓢ Appeared in 26 games for Peoria after his promotion, July 31 ... hit at a .295 clip (33-for-112) with 30 runs, five doubles, seven homers, 17 RBI and a .927 OPS with the Chiefs.

B. Jackson: Career Statistics and Transactions

YEAR	TEAM	AVG	G	AB	R	H	2B	3B	HR	RBI	SH	SF	HP	BB	SO	SB-CS	E	OBP	SLG
2009	Mesa-R	.455	3	11	6	5	0	1	0	4	0	1	0	3	4	0-0	0	.533	.636
	Boise-A	.330	24	88	14	29	1	1	1	15	0	0	1	17	20	2-1	2	.443	.398
	Peoria-A	.295	26	112	30	33	5	1	7	17	0	0	5	11	32	11-1	1	.383	.545
2010	Daytona-A	.316	67	263	56	83	19	8	6	38	0	1	5	43	63	12-7	2	.420	.517
	Tennessee-AA	.276	61	228	47	63	13	6	6	28	3	3	4	30	63	18-4	1	.366	.465
2011	Tennessee-AA	.256	67	246	45	63	10	3	10	32	2	2	2	45	74	15-6	4	.373	.443
	Iowa-AAA	.297	48	185	39	55	13	2	10	26	1	1	0	28	64	6-1	2	.388	.551
2012	Iowa-AAA	.256	106	407	66	104	22	*12	15	47	2	5	6	47	*158	27-5	5	.338	.479
	CUBS	.175	44	120	14	21	6	1	4	9	0	0	0	22	59	0-3	2	.303	.342
MINOR LEAGUE TOTALS		.282	402	1540	303	435	83	34	55	207	8	13	23	224	478	91-25	17	.379	.488

*Led League

2012/CAREER	PCT	G	PO	A	E	TC	DP
Center Field	.979	39	94	0	2	96	0

BRETT JACKSON'S CAREER TRANSACTIONS

2009 – Selected in the first round (31st overall) of the draft (scout: John Bartsch)

BRETT JACKSON'S CAREER HIGHS

MOST HITS: 2 (four times), most recently 8/30/12 vs. Milwaukee

MOST RUNS SCORED: 2 – 8/30/12 vs. Milwaukee

MOST DOUBLES: 2 – 8/30/12 vs. Milwaukee

MOST RBI: 2 (twice), most recently 8/30/12 vs. Milwaukee

MOST WALKS: 2 (four times), most recently 9/19/12 vs. Cincinnati

LONGEST HITTING STREAK: 4 games – 8/24-27/12

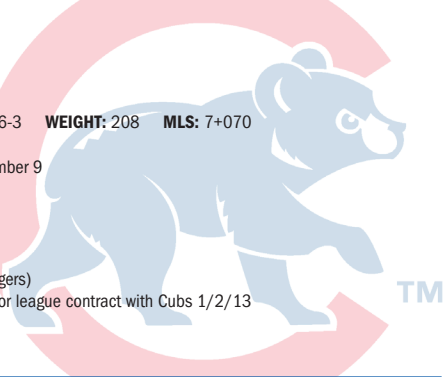
FARM PRODUCE

Eighteen members of the Cubs spring-opening 40-man major league roster were originally signed by the Cubs organization: pitchers Alberto Cabrera, Rafael Dolis, Carlos Marmol, Trey McNutt, Brooks Raley, Chris Rusin, James Russell, Jeff Samardzija and Robert Whitenack; catchers Steve Clevenger and Welington Castillo; infielders Darwin Barney, Starlin Castro, Junior Lake, Josh Vitters and Logan Watkins; outfielders Brett Jackson and Matt Szczur

36 Edwin Jackson – RHP



BATS: Right **THROWS:** Right **HEIGHT:** 6-3 **WEIGHT:** 208 **MLS:** 7+070
FULL NAME: Edwin Jackson Jr.
OPENING DAY AGE: 29, turns 30 on September 9
BORN: 9/9/93 in Neu-Ulm, West Germany
RESIDES: Atlanta, GA
FAMILY: Married — Erika
CONTRACT STATUS: Signed through 2016
SIGNED BY: Lon Joyce and Jim Lester (Dodgers)
HOW ACQUIRED: Agreed to a four-year major league contract with Cubs 1/2/13



E. Jackson: Facts and Information

Edwin signed a four-year deal with the Cubs in January of 2013 ... has won 10 or more games in each of the last five seasons dating to 2008, one of just 16 starting pitchers to accomplish that feat, including one of just five to do so before the age of 29 (joins Chad Billingsley, Zack Greinke, Cole Hamels and Tim Lincecum).

- Ⓒ Is 70-71 with a 4.40 ERA (620 ER/1,268.2 IP) in 234 career major league games, including 204 starts, since making his big league debut in 2003 with the Dodgers.
- Ⓒ Has pitched for seven teams in all or part of the last 10 seasons: Dodgers (2003-05), Rays (2006-08), Tigers (2009), Diamondbacks (2010), White Sox (2010-11), Cardinals (2011) and Nationals (2012).
- Ⓒ Has made 30 or more starts in each of the last six seasons, one of just eight pitchers to turn the trick ... is one of just three hurlers to do so by the age of 28 or younger (also Matt Cain and Felix Hernandez).
- Ⓒ Has averaged 203.1 innings pitched in his last four seasons dating to 2009, including a career-high 214.0 frames with Detroit in 2009.
 - ♦ Also reached the 200.0-inning plateau in 2010, tossing 209.1 innings with Arizona and the White Sox ... threw 199.2 innings between the White Sox and Cardinals in 2011.
- Ⓒ Named to the American League All-Star Team in 2009, his lone season with the Tigers.

- Ⓒ Tossed the second no-hitter in D-backs history, June 25, 2010, at Tampa Bay, in a 1-0 victory.
 - ♦ Allowed eight walks and struck out six in the 149-pitch effort ... faced 36 total batters.
 - ♦ Was the fourth interleague no-hitter, and first since Detroit's Justin Verlander did so against Milwaukee in 2007).
- Ⓒ Has reached the postseason three times, including last season with the Nationals ... was a member of the 2011 World Series champion Cardinals squad and was part of the 2008 American League champion Tampa Bay Rays.
- Ⓒ Originally selected as an outfielder by Los Angeles (N.L.) in the sixth round of the 2001 draft ... converted to a pitcher to begin his pro career.
- Ⓒ Is a 2001 graduate of Shaw (Ga.) High School.
- Ⓒ His father, Edwin Sr., is a retired United States Army Sergeant First Class.

CAREER AWARDS

A.L. All-Star Team
2009

Pitcher of the Week
June 21-27, 2010

E. Jackson: 2012 Season

Signed with the Washington Nationals, February 2, and went on to help the club to the National League East Division title ... made 31 starts, going 10-11 with a 4.03 ERA (85 ER/189.2 IP) ... struck out 168 batters compared to 58 walks.

- Ⓒ Was 5-4 with a 3.73 ERA (42 ER/101.1 IP) in 16 starts prior to the All-Star break ... was 5-7 with a 4.38 ERA (43 ER/88.1 IP) in 15 starts after the break.
- Ⓒ Pitched 6.0 or more innings in 18 of his 31 starts ... allowed two or fewer walks in 23 starts.
- Ⓒ Walked a career-low 2.8 batters per 9.0 innings pitched ... had a career-best strikeout to walk ratio (2.9/1).
- Ⓒ His 28.0-percent swing and miss mark led the National League.
- Ⓒ Surrendered three or fewer runs in eight-straight starts from May 13-June 23 ... posted a 2.50 ERA (15 ER/54.0 IP) in that span.
- Ⓒ Struck out 10 or more batters twice: punched out a season-high 11 hitters, August 18 vs. the Mets ... struck out 10, August 30 vs. St. Louis.
- Ⓒ Held right-handed batters to a .236 batting average ... left-handed batters posted a .249 average.
- Ⓒ Spun a two-hit complete game effort in a 4-1 victory, April 14 vs. the Reds.
- Ⓒ Surrendered nine runs (eight earned) in 1.1 innings pitched, September 28 in St. Louis ... posted a 3.68 ERA (77 ER/188.1 IP) in his 30 other starts.
- Ⓒ Pitched in two post-season games, including a Game Three start, against the Cardinals in the NLDS ... tagged with the 8-0 loss in his start, allowing four runs in 5.0 innings ... allowed a run in 1.0-inning of relief in Game Five.

E. Jackson: Career Review

2011: Pitched for the White Sox and Cardinals, and combined to go 12-9 with a 3.79 ERA (84 ER/199.2 IP) in 32 games (31 starts) ... earned a World Series ring with St. Louis after he was acquired by the Cardinals in late July.

- Ⓒ Began the season with the White Sox, going 7-7 with a 3.92 ERA (53 ER/121.2 IP) in 19 starts prior to the trade.
- Ⓒ Went 5-2 with a 3.58 ERA (31 ER/78.0 IP) in 13 games (12 starts) for the Cardinals following the July 27 trade.
 - ♦ Was part of an eight-player, three-team trade between the White Sox, Blue Jays and Cardinals.
- Ⓒ From July 1 through the end of the regular season, went 8-3 with a 3.48 ERA in 17 games (16 starts).
- Ⓒ In 17 games against N.L. opponents, went 7-3 with a 3.48 ERA (40 ER/103.1 IP).
- Ⓒ Went 5-2 with a 3.46 ERA (26 ER/67.2 IP) in 11 games (10 starts) against N.L. Central opponents.
- Ⓒ Limited opponents to a .216 batting average (46-for-213) with runners in scoring position.
- Ⓒ Surrendered three or fewer earned runs in eight-straight starts from August 9-September 14, posting a 2.65 ERA (15 ER/51.0 IP).
- Ⓒ Went 1-1 with a 5.60 ERA (11 ER/17.2 IP) in four post-season starts ... earned the win in Game Four of the NLDS vs. Philadelphia ... started Game Four of the World Series, but was tagged with the 4-0 loss in Texas.

E. Jackson: Career Review (Continued)

2010: Pitched for the Diamondbacks and White Sox, going 10-12 with a 4.47 ERA (104 ER/209.1 IP) ... was traded in-season for the first time in his career ... reached the 200-inning mark for the second time in his career.

- Ⓒ Struck out a career-high 181 batters.
- Ⓒ Led the majors with 20 wild pitches.
- Ⓒ Tossed the second no-hitter in Diamondbacks history, June 25 at Tampa Bay, in a 1-0 victory.
 - Allowed eight walks and struck out six in the 149-pitch effort ... faced 36 total batters.
 - Was the fourth interleague no-hitter, and first since Detroit's Justin Verlander did so against Milwaukee in 2007.
- Ⓒ Sent to the White Sox, July 30, for right-handed pitcher Daniel Hudson and minor league lefty pitcher David Holmberg.
- Ⓒ Was 6-10 with a 5.16 ERA (77 ER/134.1 IP) in 21 starts with Arizona at the time of the trade.
- Ⓒ Became the first pitcher to toss a no-hitter and be traded in the same season since Cliff Chambers in 1951.
- Ⓒ Matched the White Sox club mark by recording three-straight 10-strike-out games from August 14-31.
- Ⓒ In 11 starts for the White Sox, was 4-2 with a 3.24 ERA (27 ER/75.0 IP), striking out 77 batters and walking just 18.

2009: Named to the American League All-Star team, and established career bests with a 3.62 ERA, 33 starts and 21 quality starts in his lone season with the Detroit Tigers ... acquired by Detroit, December 11, 2008, for outfielder Matt Joyce.

- Ⓒ His ERA and 214.0 innings pitched both ranked seventh among A.L. pitchers.
- Ⓒ Turned in three-straight months with an ERA under 3.00 ... had a 2.25 ERA (8 ER/32.0 IP) in April, a 2.34 ERA (11 ER/42.1 IP) in May and a 2.91 ERA (11 ER/34.0 IP) in June.
- Ⓒ Allowed three or less earned runs in 16-straight starts, May 9-August 5.
- Ⓒ His 2.52 ERA prior to the All-Star break was the best mark turned in by a member of the Tigers since Mark Fidrych's 1.78 mark in 1976.
- Ⓒ In 1.0 inning of work in the Mid-Summer Classic, needed just four pitches to retire Yadier Molina, Ryan Zimmerman and Hanley Ramirez.

2008: Won a career-high 14 games in his final season with the Rays ... set a franchise mark for starting pitchers with 20.0-straight scoreless innings from May 8-18, and helped the club to its first-ever World Series appearance.

- Ⓒ All told, went 14-11 with a 4.42 ERA (90 ER/183.1 IP) in 32 games (31 starts) for Tampa Bay.
- Ⓒ Was 5-6 with a 3.93 ERA (48 ER/110.0 IP) in 18 games prior to the All-Star break ... went 9-5 with a 5.15 ERA (42 ER/73.1 IP) in 14 games (13 starts) in the second half.
- Ⓒ In five August starts, went 4-1 with a 2.27 ERA (8 ER/31.2 IP).
- Ⓒ Transitioned to the bullpen for the postseason, in which he made three appearances - two in the ALCS against Boston and one relief appearance in the World Series against Philadelphia ... allowed one run in 4.1 innings between the two rounds.

2007: In his first full major league season, Edwin went 5-15 with a 5.76 ERA (103 ER/161.0 IP) in 32 games (31 starts) for the Rays ... tossed his first career complete game, a four-hit shutout effort, August 11 at Texas.

- Ⓒ Was 4-6 with a 4.48 ERA (43 ER/86.1 IP) in 15 starts following the All-Star break ... was 1-9 with a 7.23 ERA (60 ER/74.2 IP) in 17 games (16 starts) in the first half.
- Ⓒ Posted a 2.45 ERA (9 ER/33.0 IP) in five August starts, going 2-1 in that stretch.

2006: Made his Tampa Bay debut, pitching primarily in relief for the Rays ... produced a 5.45 (22 ER/36.1 IP) with no record in 23 games (one start) ... in 22 games (13 starts) with Triple-A Durham, was 3-7 with a 5.55 ERA (45 ER/73.0 IP).

- Ⓒ Was acquired by Tampa Bay, January 14, with lefty Chuck Tiffany ... pitchers Danyls Baez and Lance Carter, as well as a player to be named (catcher Ryder Mathias) went to the Dodgers.
- Ⓒ Following the season, was 3-2 with a 1.60 ERA in nine games for Magallanes in the Venezuelan Winter League.

2005: In his final season in the Dodgers system, spent the first five months of the season pitching for Triple-A Las Vegas and Double-A Jacksonville ... was recalled by Los Angeles, August 22, and posted two victories in six big league starts.

- Ⓒ Was 2-2 with a 6.28 ERA (20 ER/28.2 IP) in seven games (six starts) for the Dodgers.
- Ⓒ Combined to go 9-11 with a 5.91 ERA (77 ER/117.1 IP) in 23 games (22 starts) between Las Vegas and Jacksonville.

2004: Had three stints with the Dodgers, going 2-1 with a 7.30 ERA (20 ER/24.2 IP) in eight games, including five starts ... spent a majority of the year with Triple-A Las Vegas, going 6-4 with a 5.86 ERA (59 ER/90.2 IP) in 19 starts.

2003: Made his major league debut, appearing in four games (three starts) with the Dodgers ... began the year at the Double-A level for the first time in his career and went 7-7 with a 3.70 ERA (61 ER/148.1 IP) in 27 starts for Jacksonville.

- Ⓒ Made his major league debut, and earned the win, on his 20th birthday, September 9 at Arizona ... allowed one run in 6.0 innings of work.
- Ⓒ Became the youngest Dodgers pitcher to earn a win in a major league debut ... also became the first pitcher in major league history to earn the win in a MLB debut on his birthday.
- Ⓒ With Jacksonville, struck out 157 batters in 148.1 innings of work ... was the second-most strikeouts in the Southern League.

2002: Finished 5-2 with a 1.98 ERA (23 ER/104.2 IP) in 19 starts with Single-A South Georgia, and was cited as the Dodgers Minor League Pitcher of the Year ... ranked second in the South Atlantic League with a .206 batting average against.

2001: In his professional debut with the Gulf Coast League Dodgers, Edwin struck out 23 batters in 22.0 innings pitched.

E. Jackson: Career Statistics and Transactions

YEAR	TEAM	W-L	ERA	G	GS	CG	SHO	SV	IP	H	R	ER	HR	HB	BB	SO	WP	BK
2001	GCL Dodgers-R	2-1	2.45	12	2	0	0	0	22.0	14	12	6	1	3	19	23	2	0
2002	South Georgia-A	5-2	1.98	19	19	0	0	0	104.2	79	34	23	2	6	33	85	3	1
2003	Jacksonville-AA	7-7	3.70	27	27	0	0	0	148.1	121	68	61	9	8	53	157	9	1
	Los Angeles (N.L.)	2-1	2.45	4	3	0	0	0	22.0	17	6	6	2	1	11	19	3	0
2004	Las Vegas-AAA	6-4	5.86	19	19	0	0	0	90.2	90	65	59	4	8	55	70	10	0
	Los Angeles (N.L.)	2-1	7.30	8	5	0	0	0	24.2	31	20	20	7	0	11	16	0	0
2005	Las Vegas-AAA	3-7	8.62	12	11	1	0	0	55.1	76	61	53	13	5	37	33	2	0
	Jacksonville-AA	6-4	3.48	11	11	0	0	0	62.0	52	31	24	7	2	18	44	4	0
	Los Angeles (N.L.)	2-2	6.28	7	6	0	0	0	28.2	31	22	20	2	1	17	13	2	1
2006	Durham-AAA	3-7	5.55	22	13	0	0	5	73.0	84	55	45	7	3	35	66	6	0
	Tampa Bay	0-0	5.45	23	1	0	0	0	36.1	42	27	22	2	1	25	27	3	1
2007	Tampa Bay	5-15	5.76	32	31	1	1	1	161.0	195	116	103	19	4	88	128	7	1
2008	Tampa Bay	14-11	4.42	32	31	0	0	0	183.1	199	91	90	23	2	77	108	7	1
2009	Detroit	13-9	3.62	33	33	1	0	0	214.0	200	93	86	27	5	70	161	6	0
2010	Arizona	6-10	5.16	21	21	1	1	1	134.1	141	80	77	13	5	60	104	13	0
	Chicago (A.L.)	4-2	3.24	11	11	0	0	0	75.0	73	31	27	8	1	18	77	7	0
2011	Chicago (A.L.)	7-7	3.92	19	19	1	1	1	121.2	134	55	53	8	0	39	97	7	1
	St. Louis	5-2	3.58	13	12	0	0	0	78.0	91	37	31	8	2	23	51	2	1
2012	Washington	10-11	4.03	31	31	1	0	0	189.2	173	90	85	23	2	58	168	3	0
MAJOR LEAGUE TOTALS		70-71	4.40	234	204	5	3	0	1268.2	1327	668	620	142	24	497	969	60	6
A.L. TOTALS		43-44	4.33	150	126	3	2	0	791.1	843	413	381	87	13	317	598	37	4
N.L. TOTALS		27-27	4.51	84	78	2	1	0	477.1	484	255	239	55	11	180	371	23	2
MINOR LEAGUE TOTALS		32-32	4.39	122	102	1	0	5	556.0	516	326	271	43	35	250	478	36	2

LAST MAJOR LEAGUE COMPLETE GAME: 4/14/12 vs. Cincinnati (W, 4-1) ... **LAST MAJOR LEAGUE SHUTOUT:** 7/16/11 @ Detroit (W, 5-0)

YEAR	AVG	AB	R	H	2B	3B	HR	RBI	SH	SF	HP	BB	SO	SB	CS	PCT	G	PO	A	E	TC	DP
2012	.228	57	6	13	0	0	0	0	5	0	0	3	21	0	0	.925	31	17	20	3	40	1
M.L. TOTALS	.200	155	13	31	0	0	1	7	13	1	0	9	62	0	1	.921	234	97	113	18	228	13

LAST HIT: 9/21/12 vs. Milwaukee (single off Shaun Marcum) ... number of at-bats since then — 2

MOST HITS: 2 (four times), 9/4/12 vs. Cubs ... **MOST RBI:** 2 — 4/11/10 vs. Pittsburgh

HOME RUNS: 1 — 4/11/10 vs. Pittsburgh (Jack Taschner)

DIVISION SERIES STATISTICS

YEAR	TEAM/OPP	W-L	ERA	G	GS	CG	SHO	SV	IP	H	R	ER	HR	HB	BB	SO	WP	BK
2011	STL vs. PHI	1-0	3.00	1	1	0	0	0	6.0	5	2	2	0	0	1	4	0	0
2012	WAS vs. STL	0-1	7.50	2	1	0	0	0	6.0	9	5	5	1	0	3	6	0	0
DIVISION SERIES TOTALS		1-1	5.25	3	2	0	0	0	12.0	14	7	7	1	0	4	10	0	0

LEAGUE CHAMPIONSHIP SERIES STATISTICS

YEAR	TEAM/OPP	W-L	ERA	G	GS	CG	SHO	SV	IP	H	R	ER	HR	HB	BB	SO	WP	BK
2008	TB vs. BOS	0-0	0.00	2	0	0	0	0	2.1	0	0	0	0	0	2	4	0	0
2011	STL vs. MIL	0-0	8.53	2	2	0	0	0	6.1	11	6	6	4	0	1	5	0	0
LCS TOTALS		0-0	6.23	4	2	0	0	0	8.2	11	6	6	4	0	3	9	0	0

WORLD SERIES STATISTICS

YEAR	TEAM/OPP	W-L	ERA	G	GS	CG	SHO	SV	IP	H	R	ER	HR	HB	BB	SO	WP	BK
2008	TB vs. PHI	0-0	4.50	1	0	0	0	0	2.0	2	1	1	1	0	1	1	0	0
2011	STL vs. TEX	0-1	5.06	1	1	0	0	0	5.1	3	3	3	0	0	7	3	0	0
WORLD SERIES TOTALS		0-1	4.91	2	1	0	0	0	7.1	5	4	4	1	0	8	4	0	0

ALL-STAR GAME STATISTICS

YEAR	TEAM/SITE	W-L	ERA	G	GS	CG	SHO	SV	IP	H	R	ER	HR	HB	BB	SO	WP	BK
2009	A.L./STL	0-0	0.00	1	0	0	0	0	1.0	0	0	0	0	0	0	0	0	0

EDWIN JACKSON'S CAREER TRANSACTIONS

2001 – Selected by Los Angeles (N.L.) in the sixth round of draft (scouts: Lon Joyce and Jim Lester)
 2006 – Acquired by Tampa Bay with LHP Chuck Tiffany 1/14 for RHP Danys Baez, RHP Lance Carter and a PTBNL (C Ryder Mathias)
 2008 – Acquired by Detroit 12/11 for OF Matt Joyce
 2009 – Acquired by Arizona with RHP Ian Kennedy 12/9 as part of a three-team trade ... Detroit received OF Austin Jackson, RHP Matt Scherzer and LHP Phil Coke ... New York (A.L.) received OF Curtis Granderson
 2010 – Acquired by Chicago (A.L.) 7/30 for RHP Daniel Hudson and LHP David Holmberg
 2011 – Acquired by Toronto with OF Mark Teahen 7/27 for RHP Jason Frasor and RHP Zach Stewart
 2011 – Acquired by St. Louis with RHP Octavio Dotel, LHP Mark Rzepczynski and OF Corey Patterson 7/27 for INF/OF Colby Rasmus, RHP P.J. Walters, LHP Brian Tallet and LHP Trevor Miller
 2011 – Elected free agency 10/30
 2012 – Signed a one-year major league contract with Washington 2/2
 2012 – Elected free agency 10/29
 2013 – Agreed to a four-year major league contract with Cubs 1/2

EDWIN JACKSON'S CAREER HIGHS AND LOWS

LOW-HIT COMPLETE GAME: No-Hitter – 6/25/10 @ Tampa Bay
MOST STRIKEOUTS: 13 – 4/7/11 vs. Tampa Bay ... also has one 12-strikeout game, three 11-strikeout games and two 10-strikeout games
MOST HITS ALLOWED: 14 (twice), most recently 8/3/11 @ Milwaukee
MOST RUNS ALLOWED: 10 (twice), most recently 8/3/11 @ Milwaukee

MOST HOMERS ALLOWED: 4 – 8/3/11 @ Milwaukee
LONGEST WINNING STREAK: 4 games (three times), most recently 8/25/11-4/14/12
LONGEST LOSING STREAK: 8 games – 4/9-6/13/07
MOST CONSECUTIVE SCORELESS INNINGS: 20.0 innings – 5/8-18/08 (three starts)

30 OR MORE STARTS, EACH OF THE LAST SIX SEASONS (2007-12)

Pitcher	Age
Bronson Arroyo.....	30-35
Mark Buehrle	28-33
Matt Cain	22-27
Dan Haren	26-31
Felix Hernandez.....	21-26
Edwin Jackson.....	23-28
James Shields.....	25-30
Justin Verlander.....	24-29



73 Junior Lake – INF



BATS: Right **THROWS:** Right **HEIGHT:** 6-3 **WEIGHT:** 215 **MLS:** 0
FULL NAME: Junior Osvaldo Lake
OPENING DAY AGE: 23
BORN: 3/27/90 in San Pedro de Macoris, D.R.
RESIDES: San Pedro de Macoris, D.R.
FAMILY: Single
CONTRACT STATUS: Signed through 2013
SIGNED BY: Jose Serra and Marino Encarnacion
HOW ACQUIRED: Signed by Cubs as a non-drafted free agent 2/2/2007



Lake: Facts and Information

Junior begins his seventh season in the Cubs system after he was signed as a non-drafted free agent in February of 2007 ... he was added to the 40-man roster on November 18, 2011.

- Ⓢ In 579 minor league contests, has batted .269 (565-for-2,098) with 104 doubles, 28 triples, 43 home runs and 242 RBI ... has 103 stolen bases and has been caught stealing 39 times.
- Ⓢ Selected as the organization's eighth-best prospect heading into the 2012 season by *Baseball America*.
- Ⓢ Reached the Double-A level for the first time in 2011, appearing in 67 games for the Tennessee Smokies.
- Ⓢ Selected to the 2011 Florida State League mid-season All-Star Game ... named to the 2011 Arizona Fall League Top Prospects Team.

Lake: 2012 Season

In his sixth professional baseball season, Junior hit .279 (113-for-405) with 10 home runs and 50 RBI while stealing 21 bases in 103 games with Double-A Tennessee.

- Ⓢ Set career-highs in doubles (26) and OPS (.773).
- Ⓢ Recorded a season-high 12-game hitting streak from July 15-30 ... batted .364 (20-for-55) with six doubles, three home runs, 13 RBI and 10 runs during the stretch.
- Ⓢ Reached base safely in 22-straight games from July 7-August 1 ... logged a .311 (28-for-90) batting average during the run.
- Ⓢ His .298 (28-for-94) batting average in May was the best of any month.
- Ⓢ Recorded four-straight multi-hit games, May 21-24.
- Ⓢ Registered his lone multi-homer game of the season, July 25 at Jackson ... finished 2-for-4 with three runs scored, two home runs and four RBI.
- Ⓢ Batted .290 (90-for-310) with nine home runs and 39 RBI against right-handed pitchers.
- Ⓢ Was 43-for-143 (.301) in the first half of the season ... recorded six home runs and 40 RBI after the All-Star break.
- Ⓢ Hit .302 (52-for-172) with five home runs and 45 RBI with runners on base.
- Ⓢ Missed over a month of action when he was placed on Tennessee's seven-day D.L. on April 5 due to a back strain ... was activated on May 6.
- Ⓢ Batted .312 (48-for-154) in 44 games with Estrellas de Oriente in the Dominican Winter League.

Lake: Career Review

2011: Junior split the campaign between Single-A Daytona and Double-A Tennessee, and combined to bat .279 (124-for-445) with career highs in runs scored (80), doubles (21), home runs (12), RBI (51) and stolen bases (38).

- Ⓢ His 38 stolen bases led the Cubs farm system ... was caught stealing just six times.
- Ⓢ Batted .315 (64-for-203) in 49 games with Daytona to begin the season, and garnered a nod to the Florida State League All-Star Game.
- Ⓢ Recorded a .327 batting average (17-for-52) off southpaws at the Single-A level.
- Ⓢ Promoted to Double-A, May 30, and went on to hit .248 (60-for-242) in 67 games.
- Ⓢ Landed on the seven-day disabled list, July 10-24, with a right shoulder strain.
- Ⓢ Led the Arizona Fall League with 18 stolen bases in 18 attempts for the Mesa Solar Sox ... named the player of the week for the third week of the season, hitting .455 (10-for-22) during that span.
 - Named to the AFL Top Prospects Team as a shortstop.

2010: Appeared in 120 games for Single-A Daytona, hitting .264 (104-for-394) with a then career-high nine home runs and 46 RBI ... had a .308 batting average (33-for-107) off southpaws.

- Ⓢ Batted .279 (17-for-61) in June and .302 (29-for-96) in July after posting a .209 average (24-for-115) in 38 games in the first two months of the season.
- Ⓢ Seven of his nine homers came in July ... all told, seven of his nine blasts were hit off righthanders.

Lake: Career Review

2009: Junior batted .248 (115-for-463) in 131 games for Single-A Peoria ... his seven homers surpassed the five he hit in his first two seasons combined (109 games) ... had 19 doubles and seven triples.

2008: Posted a career-best .286 batting average (48-for-168) with Rookie-League Mesa ... had 23 RBI and 12 extra-base hits and 12 stolen bases in 47 games.

2007: Junior made his professional debut with the Cubs Dominican Summer League squad ... he batted .274 (61-for-223) with 16 doubles, two triples, three homers and 30 RBI in 62 contests.

Lake: Career Statistics and Transactions

YEAR	TEAM	AVG	G	AB	R	H	2B	3B	HR	RBI	SH	SF	HP	BB	SO	SB-CS	E	OBP	SLG
2007	— DSL Cubs-R	.274	62	223	41	61	16	2	3	30	3	0	7	16	53	9-3	16	.341	.404
2008	— Mesa-R	.286	47	168	24	48	4	6	2	23	0	3	1	13	42	12-2	20	.335	.417
2009	— Peoria-A	.248	131	463	71	115	19	7	7	42	4	4	2	18	138	10-7	42	.277	.365
2010	— Daytona-A	.264	120	394	56	104	18	4	9	46	8	3	7	35	99	13-9	41	.333	.398
2011	— Daytona-A	.315	49	203	39	64	11	4	6	34	2	3	2	6	49	19-4	14	.336	.498
	— Tennessee-AA	.248	67	242	41	60	10	2	6	17	2	0	5	13	60	19-2	20	.300	.380
2012	— Tennessee-AA	.279	103	405	56	113	26	3	10	50	2	2	4	35	105	21-12	32	.341	.432
MINOR LEAGUE TOTALS		.269	579	2098	328	565	104	28	43	242	21	15	28	136	546	103-39	185	.320	.407

JUNIOR LAKE'S CAREER TRANSACTIONS

2007 — Signed by Cubs as a non-drafted free agent 2/2 (scouts: Jose Serra and Marino Encarnacion)

TRIPLE PLAYS — LAST TIME IT HAPPENED

The Cubs have been involved in 76 triple plays since 1876, turning 40 and hitting into 36. The Cubs have hit into the last three triple plays they've been involved in (most recently May 14, 2000, at Montreal).

On May 10, 1997, in San Francisco, the Cubs turned their last triple play. The Giants' Stan Javier faced Amaury Telemaco in the fifth inning with Kirk Rueter on second base and Darryl Hamilton on first. Javier hit a fly ball to short center field, with second base umpire Bob Davidson invoking the infield fly rule. The ball dropped in, and both baserunners were thrown out attempting to advance (center fielder Brian McRae to third baseman Jose Hernandez to second baseman Ryne Sandberg).

The last triple play turned at Wrigley Field was by San Francisco on May 8, 1998 (first baseman Charlie Hayes to shortstop Rich Aurilia). The last time the Cubs turned a triple play at The Friendly Confines occurred June 2, 1983, vs. Pittsburgh — when Pirates pitcher Rick Rhoden hit into an around-the-horn triple killing (third baseman Ron Cey to second baseman Ryne Sandberg to first baseman Bill Buckner).

On May 30, 1927, shortstop Jimmy Cooney turned the only unassisted triple play in Cubs history. In the fourth inning of the Cubs' game in Pittsburgh, Cooney caught Paul Waner's line drive, stepped on second base to retire Lloyd Waner, then tagged Clyde Barnhart off first.

THERE'S NO PLACE LIKE HOME

The Cubs won 16 consecutive games Jon Lieber started at Wrigley Field from May 24, 2001-May 6, 2002. He had a personal 13-0 mark over the 16-start span.

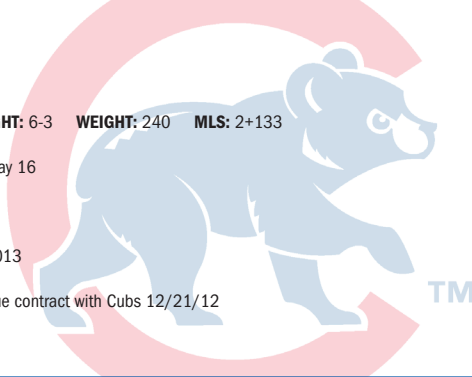
The stretch is tied for the longest winning span for a pitcher at Wrigley Field since the ballpark was built in 1914. The club previously won 16-straight Lon Warneke starts May 27, 1932-April 18, 1933 (Warneke went 13-0 at home over the span).

The ballpark record for consecutive victories by an individual is 15, set by Bill Lee from September 7, 1935-August 26, 1936 (17 starts).

60 Jensen Lewis – RHP



BATS: Right **THROWS:** Right **HEIGHT:** 6-3 **WEIGHT:** 240 **MLS:** 2+133
FULL NAME: Jensen Daniel Lewis
OPENING DAY AGE: 28, turns 29 on May 16
BORN: 5/16/84 in Cincinnati, OH
RESIDES: Scottsdale, AZ
FAMILY: Single
CONTRACT STATUS: Signed through 2013
SIGNED BY: Cleveland
HOW ACQUIRED: Signed a minor league contract with Cubs 12/21/12



Non-Roster Invitee

Lewis: Facts and Information

Jensen joins the Cubs after spending the 2012 campaign with Arizona's Triple-A Reno affiliate ... spent the previous seven seasons with the Cleveland Indians organization (2005-11) ... was selected by Cleveland in the third round of the 2005 draft and made his big league debut in 2007.

- © Is 7-11 with 14 saves and a 3.68 ERA (81 ER/198.0 IP) in 161 big league relief appearances ... has limited right-handed hitters to a .223 batting average (89-for-400) in parts of four major league seasons.
- © In 196 career minor league games (38 starts), has posted a 29-17 record, 11 saves, a 3.32 ERA (152 ER/412.1 IP) and 399 strikeouts.
- © Was the Indians 2010 recipient of the Roberto Clemente Award.
- © Posted a 4.70 ERA (4 ER/7.2 IP) in seven playoff appearances for the Indians in 2007.
- © Was named to the New York-Penn League All-Star Team in 2005 after going 4-2 with a 3.20 ERA (21 ER/59.0 IP) in 13 games (11 starts) with Single-A Mahoning Valley in his first professional season.
- © Graduated from Vanderbilt University in 2006 with a degree in communications ... was 17-12 in three seasons with the Commodores, earning All-SEC Second-Team honors as a junior in 2005.
- © Selected by the Indians in the 33rd round of the 2002 draft, but did not sign.
- © Is a 2002 graduate of Anderson High School in Cincinnati, Ohio.

Lewis: 2012 Season

After signing a minor league contract with Arizona, November 21, 2011, Jensen went 7-2 with four saves and a 3.65 ERA (23 ER/56.2 IP) in 52 relief appearances with Triple-A Reno.

- © Held right-handed hitters to a .208 batting average (26-for-125) with 28 strikeouts.
- © Posted a 1.04 ERA (2 ER/17.1 IP) while converting a save in his first 15 relief appearances to start the season ... was unscored upon in nine May appearances (0 ER/9.2 IP).
- © Went 2-0 with two saves and a 2.48 ERA (9 ER/32.2 IP) in 29 games prior to the All-Star break, while posting a 5-2 mark with two saves and a 5.25 ERA (14 ER/24.0 IP) in 23 relief appearances in the second half.
- © Landed on Reno's disabled list with a left oblique strain, April 24-May 9.

Lewis: Career Review

2011: Appeared in 22 games with Triple-A Columbus, going 3-2 with two saves and a 5.14 ERA (16 ER/28.0 IP) before he was released, June 24 ... signed a minor league deal with Arizona in November.

- © Did not allow a run in his first seven outings (8.2 IP), but posted a 7.45 ERA (16 ER/19.1 IP) over his final 15 games.

2010: Split the season between Cleveland and Triple-A Columbus, going 4-2 with a 2.97 ERA (12 ER/36.1 IP) in 37 games in five stints with the Indians (start of season-May 7, May 30-June 24, July 17-21, July 30-August 5 and September 1-end of year).

- © Tossed 36.1 innings with Cleveland, limiting opponents to a career-low .215 batting average (28-for-130) ... surrendered just one home run.
- © Ejected for the first time in his career, August 3 at Boston, for throwing behind Adrian Beltre.
- © Posted a 0.71 ERA (1 ER/12.2 IP) in his final 15 games with Cleveland, including 11-straight scoreless outings (9.2 IP) to end the season.
- © Went 2-1 with two saves and a 2.67 ERA (9 ER/30.1 IP) in 24 games with Triple-A Columbus.

2009: Established career highs in strikeouts (62) and innings pitched (66.1) in his third season with the Indians, going 2-4 with one save and a 4.61 ERA (34 ER/66.1 IP) in 47 relief appearances.

- © Began the season with Cleveland, going 2-3 with a 5.03 ERA (22 ER/39.1 IP) in 28 games before being optioned to Triple-A Columbus, June 26.
- © Was recalled, August 1, and was 0-1 with a 4.00 ERA (12 ER/27.0 IP) in 19 games to close out the season.
- © Registered a career-best five strikeouts, May 12 vs. the White Sox (2.1 IP).
- © Tossed a career-high 3.1 innings twice (June 10 vs. Kansas City and September 9 vs. Texas).
- © Went 1-0 with a 0.00 ERA (0 ER/18.2 IP) in 12 games with Triple-A Columbus.

Lewis: Career Review (Continued)

2008: Was 0-4 with 13 saves and a 3.82 ERA (28 ER/66.0 IP) in 51 games with the Indians, setting career highs in saves and games pitched ... spent a majority of the year in the Indians bullpen, taking over the closer role in the season's final two months.

- Converted each of his 13 save chances after entering the closer role, a streak that began with his first major league save, August 8 at Toronto.

Of his 51 relief outings for the Tribe, 32 were scoreless ... compiled a 2.30 ERA (7 ER/27.1 IP) from July 29 through the end of the season.

Optioned to Triple-A Buffalo, May 24, to work on mechanics and command.
- Made 11 relief appearances with Buffalo, going 1-2 with one save and a 3.60 ERA (8 ER/20.0 IP) in two stints ... was up with the major league club, June 3-4, to bolster the bullpen against the Rangers in Texas.

Recalled, July 4, and remained with the Indians the rest of the season.

2007: Made his major league debut with the Indians after his contract was purchased, July 13 ... went on to appear in seven post-season games for Cleveland after beginning the campaign at Double-A Akron.

- Went 1-1 with a 2.15 ERA (7 ER/29.1 IP) in 26 games for Cleveland ... from August 25 through the end of the season, spun a 0.57 ERA (1 ER/15.2 IP).

Made his major league debut, July 16 vs. the White Sox, tossing 1.1 scoreless innings of relief.

Earned his first big league win, September 18 vs. Detroit (0 ER/3.0 IP).
- Posted a 4.70 ERA (4 ER/7.2 IP) in seven playoff appearances for the Indians.

Combined to go 3-0 with two saves, a 1.73 ERA (10 ER/52.0 IP) and 61 strikeouts in 34 games between Akron and Triple-A Buffalo prior to his promotion to Cleveland.

2006: Went 8-8 with a 3.96 ERA (65 ER/147.2 IP) in 28 games (27 starts) between Single-A Kinston and Double-A Akron ... finished second among Indians farmhands with 138 strikeouts.

2005: Was named to the New York-Penn League All-Star Team after going 4-2 with a 3.20 ERA (21 ER/59.0 IP) in 13 games (11 starts) with Single-A Mahoning Valley in his first professional season.

Lewis: Career Statistics and Transactions

YEAR	TEAM	W-L	ERA	G	GS	CG	SHO	SV	IP	H	R	ER	HR	HB	BB	SO	WP	BK
2005	— Mahoning Valley-A	4-2	3.20	13	11	0	0	0	59.0	58	24	21	6	6	11	59	2	0
2006	— Kinston-A	7-6	3.99	21	20	0	0	0	108.1	110	59	48	11	9	29	94	5	0
	Akron-AA	1-2	3.89	7	7	0	0	0	39.1	41	21	17	4	4	12	44	0	0
2007	— Akron-AA	2-0	1.85	24	0	0	0	1	39.0	27	12	8	2	1	13	49	1	0
	Buffalo-AAA	1-0	1.38	10	0	0	0	1	13.0	5	2	2	1	0	4	12	0	0
	Cleveland	1-1	2.15	26	0	0	0	0	29.1	26	8	7	1	1	10	34	1	0
2008	— Buffalo-AAA	1-2	3.60	11	0	0	0	1	20.0	16	11	8	2	1	8	18	1	0
	Cleveland	0-4	3.82	51	0	0	0	13	66.0	68	29	28	8	5	27	52	0	0
2009	— Cleveland	2-4	4.61	47	0	0	0	1	66.1	62	37	34	13	2	29	62	2	1
	Columbus-AAA	1-0	0.00	12	0	0	0	0	18.2	13	0	0	0	1	7	28	0	0
2010	— Cleveland	4-2	2.97	37	0	0	0	0	36.1	28	12	12	1	0	19	29	0	0
	Columbus-AAA	2-1	2.67	24	0	0	0	2	30.1	29	9	9	2	1	8	30	0	0
2011	— Columbus-AAA	3-2	5.14	22	0	0	0	2	28.0	40	16	16	4	0	15	22	2	0
2012	— Reno-AAA	7-2	3.65	52	0	0	0	4	56.2	50	27	23	7	2	20	43	0	1
MAJOR LEAGUE TOTALS		7-11	3.68	161	0	0	0	14	198.0	184	86	81	23	8	85	177	3	1
MINOR LEAGUE TOTALS		29-17	3.32	196	38	0	0	11	412.1	389	181	152	39	25	127	399	11	1

SV/OPP: Career — 14/19 ... HOLDS: Career — 14 ... IR/IRS: Career — 98/34

YEAR	AVG	AB	R	H	2B	3B	HR	RBI	SH	SF	HP	BB	SO	SB	CS	PCT	G	PO	A	E	TC	DP
M.L. TOTALS	.000	1	0	0	0	0	0	0	0	0	0	0	1	0	0	.973	161	14	22	1	37	1

DIVISION SERIES STATISTICS

YEAR	TEAM/OPP	W-L	ERA	G	GS	CG	SHO	SV	IP	H	R	ER	HR	HB	BB	SO	WP	BK
2007	— CLE vs. NYY	0-0	0.00	2	0	0	0	0	2.0	0	0	0	0	0	0	4	0	0

LEAGUE CHAMPIONSHIP SERIES STATISTICS

YEAR	TEAM/OPP	W-L	ERA	G	GS	CG	SHO	SV	IP	H	R	ER	HR	HB	BB	SO	WP	BK
2007	— CLE vs. BOS	0-0	6.35	5	0	0	0	0	5.2	6	4	4	0	0	0	3	0	0

JENSEN LEWIS' CAREER TRANSACTIONS

2005 – Selected by Cleveland in third round of draft
 2011 – Granted unconditional release 6/24
 2011 – Signed a minor league contract with Arizona 11/21
 2012 – Declared free agency 11/2
 2012 – Signed a minor league contract with Cubs 12/21

JENSEN LEWIS' CAREER HIGHS AND LOWS

MOST STRIKEOUTS: 5 – 5/12/09 vs. Chicago (A.L.)
MOST HITS ALLOWED: 5 (twice), most recently 7/26/08 vs. Minnesota
MOST RUNS ALLOWED: 5 – 5/25/09 vs. Tampa Bay
MOST WALKS ALLOWED: 3 (five times), most recently 5/4/10 vs. Toronto

LONGEST WINNING STREAK: 2 games (twice), most recently 7/31-9/6/10
LONGEST LOSING STREAK: 4 games – 4/15-8/30/08
LONGEST RELIEF APPEARANCE: 3.1 innings (twice), most recently 9/9/09 vs. Texas
MOST CONSECUTIVE SCORELESS INNINGS: 9.2 – 9/6/10-current



ALL IN THE FAMILY

There have been eight sets of fathers and sons who have played for the Cubs, most recently Joe and Casey Coleman ... there have been 10 sets of brothers to play for the Cubs, most recently Corey and Eric Patterson.

The complete list of father/son and brother duos to appear in a game for the Cubs:

CUBS FATHER/SON COMBINATIONS

FATHER

Bobby Adams (1957-59)
 Joe Coleman (1976)
 Jimmy Cooney (1890-92)
 Herm Doscher (1879)
 Randy Hundley (1966-73, 1976-77)
 Marty Keough (1966)
 Gary Matthews (1984-87)
 Chris Speier (1985-86)

SON

Mike Adams (1976-77)
 Casey Coleman (2010-12)
 Jimmy Cooney (1926-27)
 Jack Doscher (1903)
 Todd Hundley (2001-02)
 Matt Keough (1986)
 Gary Matthews Jr. (2000-01)
 Justin Speier (1998)

CUBS BROTHER COMBINATIONS

BROTHER

Danny Breeden* (1971)
 Kid Camp* (1894)
 Mort Cooper (1949)
 Larry Corcoran* (1880-85)
 Sammy Drake (1960-61)
 Jiggs Parrott* (1892-95)
 Eric Patterson (2007)
 Rick Reuschel* (1972-81, 1983-84)
 Ed Sauer (1943-45)
 Jim Tyrone (1972, 1974-75)

BROTHER

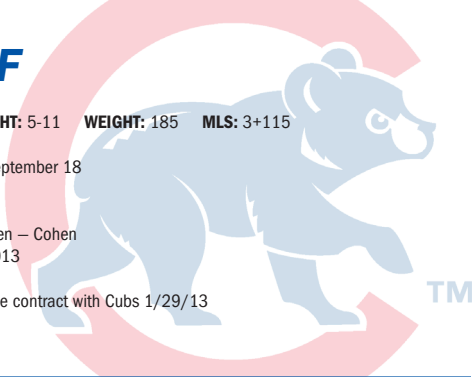
Hal Breeden* (1971)
 Lew Camp* (1893-94)
 Walker Cooper (1954-55)
 Mike Corcoran* (1884)
 Solly Drake (1956)
 Tom Parrott* (1893)
 Corey Patterson (2000-05)
 Paul Reuschel* (1975-78)
 Hank Sauer (1949-55)
 Wayne Tyrone (1976)

*Cubs Teammates

20 Brent Lillibridge – INF



BATS: Right **THROWS:** Right **HEIGHT:** 5-11 **WEIGHT:** 185 **MLS:** 3+115
FULL NAME: Brent Stuart Lillibridge
OPENING DAY AGE: 29, turns 30 on September 18
BORN: 9/18/83 in Everett, WA
RESIDES: Bothell, WA
FAMILY: Married — Stephanie ... Children — Cohen
CONTRACT STATUS: Signed through 2013
SIGNED BY: Greg Hopkins (Pittsburgh)
HOW ACQUIRED: Signed a minor league contract with Cubs 1/29/13



Non-Roster Invitee

Lillibridge: Facts and Information

Brent joins the Cubs as a non-roster invitee to Spring Training ... has played in the majors in all or part of the last five seasons with the Braves (2008), White Sox (2009-12), Red Sox (2012) and Indians (2012).

- Owns a .213 batting average (138-for-649) with 24 doubles, four triples, 19 home runs and 66 RBI in 338 major league games.
 - Has appeared at every position, save for pitcher and catcher ... his most extensive action is at second base (60 games), followed by shortstop (55 games).
- Has logged a .268 batting average (524-for-1,955) with 309 runs, 97 doubles, 28 triples, 41 home runs, 226 RBI and 164 stolen bases in 514 career minor league games.
- Named as the Atlanta Braves' Triple-A Player of the Year in 2007.
- Originally drafted by the Pittsburgh Pirates in the fourth round of the 2005 Draft out of the University of Washington.
- Named to the Pac-10 All-Conference Team from 2003-05, including First-Team honors as a junior in 2005.
- Tabbed by **Baseball America** as the 88th-best prospect in the 2005 Draft.
- Graduated from Henry M. Jackson (Wash.) High School in 2005.

Lillibridge: 2012 Season

Brent was traded twice in a month's span and played for three clubs ... combined to hit .195 (37-for-190) with three home runs and 10 RBI in 102 games between the White Sox, Red Sox and Indians.

- Registered a .955 fielding percentage in 96 games (47 starts) ... committed eight errors in 176 total chances.
 - Appeared at every outfield and infield position during the season, most often at first base (23 games).
- Stole 13 bases, his second-straight campaign with at least 10 steals ... had 10 swipes in 2011.
- Began the season with Chicago (A.L.), and batted .175 (11-for-63) with a double and two RBI in 49 games before he was traded to Boston with pitcher Zach Stewart for Kevin Youkilis, June 24.
- Appeared in just 10 games with Boston, hitting .125 (2-for-16) before he was traded to Cleveland for pitcher Jose De La Torre, July 24.
- Batted .216 (24-for-111) with five doubles, three home runs and eight RBI in 43 contests with the Indians.
- Clubbed three home runs in a six-game span, August 11-18 ... batted .300 (6-for-20) with six runs and five RBI during the run.
- Recorded a season-high three hits, August 11 vs. Boston.

Lillibridge: Career Review

2011: Established career-highs in virtually all offensive categories, batting .258 (48-for-186) with five doubles, 13 home runs and 29 RBI in 97 games with the White Sox.

- Produced a seven-game hitting streak, May 28-June 4 ... batted .333 (9-for-27) with three home runs and five RBI during the run.
- Homered in back-to-back games on three occasions: April 29-May 1, June 1-3 and August 6-7.
- Logged a .287 batting average (27-for-94) against southpaws compared to a .228 clip (21-for-92) against righties.
- Went 13-for-49 (.265) with six home runs and 14 RBI in 23 August games.
- Ranked fourth in the American League with a home run every 14.31 at-bats (min. 185 at-bats), trailing only Toronto's Jose Bautista (11.93), the Angels' Mike Trout (12.30) and the Yankees' Curtis Granderson (14.22).
- Hit the franchise's 10,000th home run, April 11 vs. Oakland.
- Fractured the fifth metacarpal in his right hand after being hit by a pitch by Cleveland's Josh Judy, September 8 ... missed the rest of the season.

2010: Began the season at Triple-A Charlotte before being called-up to the White Sox, June 1 ... batted .224 (22-for-98) with five doubles, two triples, two home runs and 16 RBI in 64 games at the big league level.

- Hit .270 (50-for-185) with eight doubles, four home runs, 16 RBI and 19 stolen bases in 48 games at Charlotte.
- Ranked among American League pinch-hit leaders in extra-base hits (tied-first, 5), doubles (second, three) and RBI (tied-second, seven).
- Made 25 appearances at second base (18 starts), six in center field (one), four at shortstop, three at third (one) and one in both right and left field.
- Recorded a career-high eight-game hitting streak, June 30-July 16 ... batted .450 (9-for-20) with three doubles and seven RBI during the run.
- Replaced an injured Gordon Beckham, August 30 at Cleveland and hit a go-ahead, solo home run in the 11th inning.

Lillibridge: Career Review (Continued)

2009: Made his first Opening Day roster, Brent appeared in 46 big league games in three stints with the White Sox, batting .158 (15-for-95) with two doubles, three RBI and six stolen bases.

- Was on the big league roster from Opening Day-May 19, July 31-August 1 and August 14-end of season.
- Swiped two bases as a pinch-runner, April 17 at Tampa Bay.
- Tied a career-high by drawing three walks, April 18 at Tampa Bay.
- Owned a .252 batting average (62-for-246) in 67 games at Triple-A Charlotte ... registered nine doubles, four triples, three home runs and 24 RBI while swiping 17 bases.
- At Charlotte, his .293 average (18-for-75) at home was 82 points higher than his road average (.211, 26-for-123).

2008: Made his major league debut in his final season with the Atlanta organization ... logged a .200 batting average (16-for-80) with six doubles, one home run and eight RBI in 29 big league games covering four stints (April 26-May 2, June 21-July 3, July 7-July 22, September 2-end of season).

- Made his big league debut at shortstop, April 26 vs. the Mets (0-for-4).
- Recorded his first career big league hit, June 25 vs. Milwaukee ... a double off Mitch Stetter.
- Clubbed his first major league home run, July 12 at San Diego, a solo shot off Joe Thatcher.
- Began the season Triple-A Richmond, where he batted .220 (78-for-355) with 18 doubles, seven triples, four home runs, 39 RBI and 23 stolen bases in 90 games.
- Was acquired by the White Sox on December 5 in part of a six-player deal that saw pitcher Javier Vazquez join the Braves.

2007: Split the season between Double-A Mississippi and Triple-A Richmond in Atlanta's chain, hitting .282 (148-for-525) with 22 doubles, five triples, 13 home runs, 58 RBI and 42 stolen bases in 139 games.

- Named the Atlanta Braves' Triple-A Player of the Year.
- Set career-highs in runs (78), games and hits.
- Led all Braves minor leaguers in stolen bases.
- Acquired by Atlanta, January 19, with pitcher Mike Gonzalez from Pittsburgh for infielder Adam LaRoche and outfielder Jamie Romak.

2006: Combined to bat .305 (145-for-475) with 106 runs, 28 doubles, eight triples, 13 home runs, 71 RBI and 53 stolen bases in 128 games between Single-A affiliates Hickory and Lynchburg ... was his final season in Pittsburgh's system.

- Set career-highs in runs, doubles, triples, RBI, stolen bases and walks (87).
- Was the only minor leaguer with at least 10 home runs, 50 RBI, 50 stolen bases, .300 batting average and a .400 on-base percentage (.419 OBP).
- Named to the South Atlantic League All-Star Team prior to his promotion to Lynchburg in late June.

2005: In his first professional baseball season, Brent batted .243 (41-for-169) with 12 doubles, four triples, four home runs and 18 RBI in 42 games with Single-A Williamsport ... named to the New York-Penn League mid and postseason All-Star Teams.

Lillibridge: Career Statistics and Transactions

YEAR	TEAM	AVG	G	AB	R	H	2B	3B	HR	RBI	SH	SF	HP	BB	SO	SB-CS	E	OBP	SLG
2005	— Williamsport-A	.243	42	169	19	41	12	4	4	18	4	2	2	14	35	10-3	13	.305	.432
2006	— Hickory-A	.299	74	274	59	82	18	5	11	43	2	2	4	51	61	29-8	23	.414	.522
	— Lynchburg-A	.313	54	201	47	63	10	3	2	28	8	2	5	36	43	24-5	11	.426	.423
2007	— Mississippi-AA	.275	52	204	31	56	8	3	3	17	6	1	6	20	60	14-7	13	.355	.387
	— Richmond-AAA	.287	87	321	47	92	14	2	10	41	8	3	3	20	59	28-5	9	.331	.436
2008	— Richmond-AAA	.220	90	355	46	78	18	7	4	39	5	4	6	33	90	23-7	19	.294	.344
	— Atlanta	.200	29	80	9	16	6	1	1	8	1	0	1	3	23	2-0	6	.238	.338
2009	— Chicago (A.L.)	.158	46	95	9	15	2	0	0	3	2	0	1	14	26	6-3	4	.273	.179
	— Charlotte-AAA	.252	67	246	34	62	9	4	3	24	3	1	4	29	57	17-1	8	.339	.358
2010	— Charlotte-AAA	.270	48	185	26	50	8	0	4	16	0	3	1	17	46	19-3	13	.330	.378
	— Chicago (A.L.)	.224	64	98	19	22	5	2	2	16	0	0	0	3	36	5-3	4	.248	.378
2011	— Chicago (A.L.)	.258	97	186	38	48	5	1	13	29	4	2	7	17	62	10-6	2	.340	.505
2012	— Chicago (A.L.)	.175	49	63	10	11	1	0	0	2	1	1	1	4	26	7-2	0	.232	.190
	— Boston	.125	10	16	0	2	0	0	0	0	0	0	0	0	5	0-0	0	.125	.125
	— Cleveland	.216	43	111	15	24	5	0	3	8	0	2	3	7	40	6-0	8	.276	.342
MAJOR LEAGUE TOTALS		.213	338	649	100	138	24	4	19	66	8	5	13	48	218	36-14	24	.278	.350
MINOR LEAGUE TOTALS		.268	514	1955	309	524	97	28	41	226	36	18	31	220	451	164-39	109	.348	.409

PCT	G	PO	A	E	TC	DP	2012/CAREER	PCT	G	PO	A	E	TC	DP
1.000	23	40	4	0	44	3	First Base	.988	45	154	15	2	171	12
.933	6	6	8	1	15	2	Second Base	.964	60	74	111	7	192	22
.970	18	11	21	1	33	4	Third Base	.972	23	12	23	1	36	4
.887	21	14	33	6	53	5	Shortstop	.926	55	62	101	13	176	20
1.000	20	11	0	0	11	0	Left Field	1.000	30	28	0	0	28	0
1.000	11	15	0	0	15	0	Center Field	.984	40	62	1	1	64	1
1.000	4	5	0	0	5	0	Right Field	1.000	48	51	0	0	51	0
.955	102	66	8	176	14	M.L. TOTALS	.968	443	251	24	718	59		

BRENT LILLIBRIDGE'S CAREER TRANSACTIONS

2005 – Selected by Pittsburgh in the fourth round of the 2005 amateur draft (scout: Greg Hopkins)
 2007 – Acquired by Atlanta with P Mike Gonzalez for INF Adam LaRoche and OF Jamie Romak 1/19
 2008 – Acquired by White Sox with C Tyler Flowers, INF Jonathan Gilmore and P Santos Rodriguez for P Boone Logan and P Javier Vazquez 12/5
 2011 – On disabled list 9/9-30 ... fractured right hand
 2012 – Acquired by Boston with P Zach Stewart for INF Kevin Youkilis 6/24
 2012 – Acquired by Cleveland for P Jose De La Torre 7/24
 2012 – Elected free agency 11/26
 2013 – Signed a minor league contract with Cubs 1/29

BRENT LILLIBRIDGE'S CAREER BESTS

PINCH HOMERS: 2 – 6/9/10 vs. Detroit (Fu-Te Ni) and 8/18/12 at Oakland (Jerry Blevins)
MOST HITS: 3 (three times), most recently 8/11/12 vs. Boston
MOST RBI: 3 (four times), most recently 8/14/11 vs. Kansas City
MOST RUNS SCORED: 3 – 8/13/12 at Los Angeles (A.L.)
MOST STOLEN BASES: 2 (five times), most recently 9/29/12 vs. Kansas City
MOST WALKS: 3 (twice), most recently 6/6/11 vs. Seattle
LONGEST HITTING STREAK: 8 games – 6/30-7/16/10

WINDY CITY WARRIORS

Since the franchise's inception in 1876, 78 Cubs were either born or went to high school in the Chicago area ... here's a list of the 62 players with Chicago roots who have appeared with the club since 1900 (years played):

Cliff Aberson (1947-49)	Roy Henshaw (1933, 35-36)	Donn Pall (1994)
Dick Bartell (1939)	Larry Hoffman (1901)	Erik Pappas (1991)
Michael Bowden (2012)	Billy Holm (1943-44)	Charlie Pechous (1916-17)
Ray Brown (1909)	Fred Holmes (1904)	Chick Pedreos (1902)
Don Carlsen (1948)	Trenidad Hubbard (2003)	George Piktuzis (1956)
Bob Carpenter (1947)	Jim Hughes (1956)	Billy Rogell (1940)
Alex Carson (1910)	Long Tom Hughes (1900-01)	Germany Schaefer (1901-02)
Phil Cavarretta (1934-53)	Garry Jestadt (1971)	Morrie Schick (1917)
Len Church (1966)	Don Johnson (1943-48)	Eddie Stack (1913-14)
Clem Clemens (1916)	John Kane (1909-10)	Rick Stelmazsek (1974)
Phil Collins (1923)	Tony Kaufmann (1921-27)	Tuffy Stewart (1913-14)
Ron Coomer (2001)	Ray King (1999)	Andy Varga (1950-51)
Neal Cotts (2007-09)	Emil Kush (1941-42, 46-49)	Chico Walker (1985-87, 91-92)
Harry Croft (1901)	Freddie Lindstrom (1935)	Mike Walker (1995)
Jim Fanning (1954-57)	Bill McCabe (1918-20)	Randy Wells (2008-12)
John Felske (1968)	Alex McCarthy (1915-16)	Charlie Wiedemeyer (1934)
Cliff Floyd (2007)	John Miklos (1944)	Ed Winceniak (1956-57)
Chick Fraser (1907-09)	George Moriarty (1903-04)	Jim Woods (1957)
Tom Gorzelanny (2009-10)	Tony Murray (1923)	Marvell Wynne (1989-90)
Alan Hargeseheimer (1983)	John Ostrowski (1943-46)	Bob Zick (1954)
Mike Hechinger (1912-13)	Dave Otto (1994)	

32 IS THE MAGIC NUMBER

The Cubs have had four starting pitchers make 32 or more starts in a season just three times since 1901. Most recently, the 2007 squad accomplished the feat when Ted Lilly and Carlos Zambrano made 34 starts apiece while Jason Marquis started 33 games and Rich Hill started 32 contests.

Prior to 2007, the last time Chicago had four starters with at least 32 outings apiece was in 1977 when Ray Burris (39), Rick Reuschel (37), Bill Bonham (34) and Mike Krukow (33) turned the trick. In 1975, Reuschel (37), Bonham (36), Burris (35) and Steve Stone (32) teamed up to accomplish the feat.

82 Rafael Lopez – C



BATS: Left **THROWS:** Right **HEIGHT:** 5-9 **WEIGHT:** 190 **MLS:** 0
FULL NAME: Rafael Manuel Lopez
OPENING DAY AGE: 25
BORN: 10/2/87 in Philadelphia, PA
RESIDES: Wellington, FL
FAMILY: Engaged – Heather
CONTRACT STATUS: Signed through 2013
SIGNED BY: Tom Clark
HOW ACQUIRED: Selected by Cubs in 16th round of 2011 draft



Non-Roster Invitee

Lopez: Facts and Information

Rafael is an invitee to major league Spring Training for the first time in his career after he was selected by the Cubs in the 16th round of the 2011 draft.

- © Owns a .297 minor league batting average (136-for-458) with 28 doubles, two triples, eight homers and 67 RBI in 127 games.
- © Has drawn 53 walks compared to just 59 strikeouts in 523 plate appearances.
- © Has thrown out 38 of 129 baserunners attempting to steal (29.4 percent).
- © Attended Florida State University ... transferred to FSU after stints with Boston College (Mass.) and Indian River Community College in Florida.

Lopez: 2012 Season

Combined to bat .279 (70-for-251) with 19 doubles, two triples, two home runs and 28 RBI in 70 games between Single-A Peoria, Rookie League Mesa and Single-A Daytona.

- © Recorded a .355 on-base percentage on the year ... drew 31 walks compared to 31 strikeouts in 288 plate appearances.
- © Missed time on the minor league disabled list with a concussion, May 24-July 11.
- © Joined Daytona following his D.L. stint, and batted .269 (32-for-119) with 10 doubles, two homers and 12 RBI in 35 games.
- © Hit .282 (24-for-85) with a .361 on-base percentage against right-handed pitching at Daytona.
- © Began the season with Peoria, and hit .265 (31-for-117) with seven doubles, a triple and 12 RBI in 31 games ... walked 17 times compared to 13 strikeouts.
- © Played three games with Indios de Mayaguez in the Puerto Rico Winter League.

Lopez: Career Review

2011: In his first pro season, hit .319 (66-for-207) with nine doubles, six home runs and 39 RBI in 57 games between Rookie League Mesa and Single-A Boise.

- © Spent a majority of the season with Boise, hitting .316 (62-for-196) in 54 contests ... had a .381 on-base percentage.
- © Hit .320 (16-for-50) off lefties and .315 (46-for-146) off righthanders with Boise.
- © Posted a .476 batting average (26-for-55) with runners in scoring position.
- © Played 29 games behind the plate with Boise, throwing out 12 of 34 baserunners attempting to steal (35.3 percent).

Lopez: Career Statistics and Transactions

YEAR	TEAM	AVG	G	AB	R	H	2B	3B	HR	RBI	SH	SF	HP	BB	SO	SB-CS	E	OBP	SLG
2011	Mesa-R	.364	3	11	1	4	1	0	0	2	0	0	0	1	1	0-0	0	.417	.455
	Boise-A	.316	54	196	34	62	8	0	6	37	0	4	2	21	27	1-2	5	.381	.449
2012	Peoria-A	.265	31	117	14	31	7	1	0	12	1	3	0	17	13	1-0	3	.350	.342
	Mesa-R	.467	4	15	5	7	2	1	0	4	0	0	1	1	4	0-0	1	.529	.733
	Daytona-A	.269	35	119	18	32	10	0	2	12	0	1	0	13	14	1-0	3	.338	.403
MINOR LEAGUE TOTALS		.297	127	458	72	136	28	2	8	67	1	8	3	53	59	3-2	12	.368	.419

RAFAEL LOPEZ'S CAREER TRANSACTIONS

2011 – Selected by Cubs in 16th round of draft (scout: Tom Clark)

85 Barret Loux – RHP



BATS: Right **THROWS:** Right **HEIGHT:** 6-5 **WEIGHT:** 230 **MLS:** 0
FULL NAME: Barret Christopher Loux (*Lowks*)
OPENING DAY AGE: 23, turns 24 on April 6
BORN: 4/6/89 in Houston, TX
RESIDES: Houston, TX
FAMILY: Single
CONTRACT STATUS: Signed through 2013
SIGNED BY: Kip Fagg
HOW ACQUIRED: From Texas with a player to be named 11/20/12 for P Jake Brigham



Non-Roster Invitee

Loux: Facts and Information

Barret begins his third professional season after he was acquired by Chicago from Texas in November of 2012 for pitcher Jake Brigham ... has gone 22-6 with a 3.62 ERA (95 ER/236.0 IP) in 46 career minor league starts.

- Ⓢ Participated in the Cubs inaugural Rookie Development Program in Chicago in January of 2013.
- Ⓢ Named the Texas League 2012 Pitcher of the Year, helping Double-A Frisco to the Championship Series after going 14-1 in 25 starts.
- Ⓢ Signed by Texas as a minor league free agent, November 22, 2010.
- Ⓢ Selected by Arizona in the first round (sixth overall) of the 2010 draft ... did not sign prior to the August 16, 2010 deadline and the next day was declared a free agent (beginning September 1) by Commissioner Bud Selig.
- Ⓢ Attended Texas A&M University, and was named a Louisville Slugger NCAA Division I Third-Team All-American and First-Team All-Big 12 following his junior season.
- Ⓢ Was a semifinalist for the USA Baseball Golden Spikes Award following his junior year.
- Ⓢ Named to the Big 12's All-Academic squad in both 2009 and 2010.
- Ⓢ Originally drafted in 2007 out of Stratford (Texas) High School in the 24th round by Detroit ... did not sign.

Loux: 2012 Season

Earned Texas League Pitcher of the Year honors with Double-A Frisco, helping the team to the Texas League Championship Series ... was the starting pitcher for the North squad in the Texas League All-Star Game, and finished the season 14-1 with a 3.47 ERA (49 ER/127.0 IP) in 25 starts.

- Ⓢ Limited opponents to a .251 batting average (120-for-478).
- Ⓢ Allowed three or fewer earned runs in 22 of his 25 starts.
- Ⓢ Walked two or fewer in 20 of his 25 outings.
- Ⓢ Posted a 1.63 ERA (5 ER/27.2 IP) in five April starts.
- Ⓢ Won his first 10 starts to begin the campaign ... struck out 55 compared to 17 walks in that stretch.
- Ⓢ Posted a 2.63 ERA (7 ER/24.0 IP) in five July starts.
- Ⓢ Allowed one or fewer runs in six of his final eight starts of the season, beginning July 25.

Loux: Career Review

2011: Spent his first pro season with Single-A Myrtle Beach in Texas' system ... recorded the second-most strikeouts (127) in the Carolina League ... went 8-5 with a 3.80 ERA (46 ER/109.0 IP) in 21 starts.

- Ⓢ Tallied 10 or more strikeouts four times, including a season-high 11 strikeouts twice.
- Ⓢ Pitched at least 5.0 innings in 16 of 21 starts, including nine quality starts.
- Ⓢ Won six-straight decisions from May 19-July 5, posting a 2.40 ERA (13 ER/48.2 IP).
- Ⓢ On the minor league disabled list with an oblique strain, August 13 through the end of the season.

Loux: Career Statistics and Transactions

YEAR	TEAM	W-L	ERA	G	GS	CG	SHO	SV	IP	H	R	ER	HR	HB	BB	SO	WP	BK
2011	— Myrtle Beach-A	8-5	3.80	21	21	0	0	0	109.0	106	50	46	6	8	34	127	17	0
2012	— Frisco-AA	14-1	3.47	25	25	0	0	0	127.0	120	56	49	10	2	41	100	7	1
MINOR LEAGUE TOTALS		22-6	3.62	46	46	0	0	0	236.0	226	106	95	16	10	75	227	24	1

BARRET LOUX'S CAREER TRANSACTIONS

2010 – Signed as a minor league free agent 11/22
 2012 – From Texas with a player to be named 11/20 for P Jake Brigham

49 Carlos Marmol – RHP



BATS: Right **THROWS:** Right **HEIGHT:** 6-2 **WEIGHT:** 215 **MLS:** 6+84
FULL NAME: Carlos Agustin Marmol
OPENING DAY AGE: 30
BORN: 10/14/82 in Bonao, D.R.
RESIDES: Bonao, D.R.
CONTRACT STATUS: Signed through 2013
SIGNED BY: Jose Serra
HOW ACQUIRED: Signed by Cubs as a non-drafted free agent 7/3/99



Marmol: Facts and Information

Carlos has pitched in all or part of seven seasons with the Cubs, and is in his 14th year in the organization ... made the 2008 N.L. All-Star Team, and his 374 relief outings since the start of the 2008 campaign are most in the majors (Francisco Rodriguez is second with 350 in that span).

CAREER AWARDS

N.L. All-Star Team
2008

- Ⓒ Has recorded at least 20 saves in each of the last three seasons, only the fifth pitcher in franchise history to accomplish the feat.
 - Others with at least three-straight 20-saves seasons for Chicago: Ryan Dempster, Randy Myers, Lee Smith and Bruce Sutter.
- Ⓒ With 38 saves in 2010 and 34 in 2011, joins Lee Smith as the only two Cubs closers to record consecutive 30-save seasons ... Smith had four-straight 30-save campaigns from 1984-87.
 - Is just the fourth Cubs closer to have multiple 30-save seasons, joining Smith, Randy Myers and Bruce Sutter.
- Ⓒ His 115 saves rank third-most in franchise history, trailing only Lee Smith (180) and Bruce Sutter (133).
- Ⓒ Ranks third in franchise history with 452 appearances for the Cubs ... Lee Smith is second with 458 games pitched ... Charlie Root leads with 605 games pitched from 1926-41.
- Ⓒ His 439 relief outings are second-most in franchise history, trailing only Lee Smith (452 relief outings).
- Ⓒ His 625 strikeouts in relief are most by a pitcher in franchise history.
- Ⓒ Became Chicago's full-time closer in 2010, and saved 38 of 43 chances ... in his career, has saved 115 of his 140 opportunities.
- Ⓒ The 2008 All-Star nod made him and Kerry Wood the first Cubs relievers named to the Mid-Summer Classic since Randy Myers in 1995.
- Ⓒ His 612 strikeouts and .169 opponent batting average since the start of the 2007 campaign lead all major league relief pitchers.
- Ⓒ Recorded 138 strikeouts in 2010, a single-season franchise mark for a reliever ... his 15.99 strikeouts per 9.0 innings pitched is the third-highest single-season mark for any reliever in MLB history (Craig Kimbrel leads with a 16.66 mark in 2012 for Atlanta).
- Ⓒ Owns 77 career holds, a Cubs franchise mark.
- Ⓒ Is 16-22 with 115 saves and a 2.98 ERA (148 ER/447.0 IP) in 439 career relief outings for Chicago ... was 5-6 with a 5.99 ERA (45 ER/67.2 IP) in 13 starts during the 2006 campaign.
- Ⓒ His 1.43 ERA (11 ER/69.1 IP) in 2007 was third-lowest among major league relievers ... it was the lowest single-season ERA for a Cubs reliever since Les Lancaster had a 1.36 ERA in 1989.
- Ⓒ Recorded a career-high 23.1-inning scoreless streak, August 14-September 26, 2007 ... went 3-0 with 34 strikeouts and just 13 walks in that stretch.
- Ⓒ Converted to a pitcher after batting .273 in 143 games as an outfielder/catcher in the Cubs' organization from 2000-02.
- Ⓒ Went 33-22 with a 3.36 ERA (177 ER/473.2 IP) in 89 minor league contests (78 starts) since being converted to a pitcher in 2002.
- Ⓒ Named a Midwest League All-Star in 2004 and a Florida State League All-Star in 2005.

MOST STRIKEOUTS BY A RELIEVER, 2007-12

Rank	Pitcher	Ks
1.	Carlos Marmol	612
2.	Jonathan Papelbon	492
3.	Francisco Rodriguez	458
4.	Heath Bell	448

LOWEST OPP. BATTING AVG. BY A RELIEVER, 2007-11

Rank	Pitcher	OPP BA
1.	Carlos Marmol	.169
2.	Ernesto Frieri	.180
3.	Billy Wagner	.185
4.	Sergio Romo	.189

Marmol: 2012 Season

Carlos recorded 20 saves in 23 opportunities in his seventh season with Chicago ... all told, appeared in 61 games and went 3-3 with 20 saves and a 3.42 ERA (21 ER/55.1 IP) ... his 115 career saves for the Cubs rank third on the all-time list.

- Ⓒ Converted a career-best 19-straight save opportunities from May 2-September 14 ... posted a 0.49 ERA (1 ER/18.1 IP) in those 19 outings.
- Ⓒ Had a 1.52 ERA (5 ER/29.2 IP) in 30 games following the All-Star break, over four runs less than his 5.61 ERA (16 ER/25.2 IP) in 31 games prior to the break.
- Ⓒ Struck out 72 hitters in 55.1 innings of work, good for an average of 11.7 strikeouts per 9.0 innings pitched ... walked 45 and limited the opponent to a .200 batting average (40-for-200).
- Ⓒ Surrendered four home runs on the season, but just one following the All-Star break (29.2 IP).
- Ⓒ His three victories were his most in a season since recording five wins in 2007.
- Ⓒ Posted a 2.25 ERA (5 ER/20.0 IP) in his 23 save opportunities ... had a 4.08 ERA (16 ER/35.1 IP) in 38 games without a save situation.
- Ⓒ Recorded the save, May 2 in Cincinnati, but allowed three runs (one earned) in a non-save situation the following day against the Reds - that raised his season ERA to 6.23, and he was removed from the closer's role.
- Ⓒ On the 15-day disabled list, May 12-28, with a right hamstring strain.
 - Tossed 2.0 innings in two rehab appearances for Triple-A Iowa.
- Ⓒ Held the opponent scoreless in nine appearances from May 7-June 13 before he was inserted back into the closer's role for good, June 15 vs. Boston.
- Ⓒ Was 1-0 with four saves and a 0.90 ERA (1 ER/10.0 IP) in 10 August outings.
- Ⓒ Limited the opposition to a .139 batting average (5-for-36) in 11 September games.

Marmol: Career Review

2011: Carlos recorded 34 saves in 44 opportunities for Chicago, posting a 2-6 mark with a 4.01 ERA (33 ER/74.0 IP) in 75 relief appearances ... his 10 blown saves led the majors.

- Had a 2.57 ERA (12 ER/42.0 IP) in the first half compared to a 5.91 ERA (21 ER/32.0 IP) in the second half.
- Posted a 6.07 ERA (29 ER/43.0 IP) in 44 save situations ... had a 1.16 ERA (4 ER/31.0 IP) in 31 non-save situations.
- Allowed five home runs, including two three-run blasts and two grand slams ... had allowed three home runs in the previous two seasons combined.
- His blown save, April 3 vs. the Pirates, snapped a streak of 18 successful save chances converted dating to August 21, 2010 ... also ended his scoreless-innings streak at 19.2 frames dating to August 25, 2010.
- Boasted a 0.43 ERA (1 ER/21.0 IP) in 20 appearances, April 4-May 29.
- Surrendered a career-high six runs as a reliever, May 31 vs. Houston (0.1 IP, 5 H, 1 BB) ... he allowed a homer to his first right-handed batter since September 6, 2008 in Cincinnati.
- June 5 in St. Louis, allowed a Ryan Theriot RBI-double with two outs in the ninth to snap a franchise record 25.1-scoreless innings streak on the road dating to August 25, 2010.
- Removed from the closer's role after his blown save, July 14 vs. Florida.
- Returned to closer role, July 31, and converted his next nine save opportunities while posting a 0.93 ERA (1 ER/9.2 IP) in 10 games through August 14.
- Signed a three-year deal, February 14.

2010: In his first full season as Chicago's closer, Carlos recorded 38 saves in 43 chances, going 2-3 with a 2.55 ERA (22 ER/77.2 IP) ... struck out 138 hitters, a franchise single-season mark for a reliever and tops among all relievers in MLB.

- His 138 strikeouts came in just 77.2 innings of work, translating to 15.99 strikeouts per 9.0 innings pitched - that's the third-highest single-season mark for a reliever in MLB history.
- His 38 saves ranked fourth-best in the N.L., while his 88.4 percent success rate was sixth.
 - Led the majors with 14 saves from September 1 through the end of the season.
- Saved 38 of Chicago's 75 victories, becoming the first Cubs pitcher to save over half the team's wins since 1998 when Rod Beck logged saves in 51 of the club's 98 victories.
- Tied with Randy Myers in 1995 for third-most saves in a single season by a Cubs closer.
- Finished the year converting his final 17 save chances dating to August 21 while riding an 18.2-scoreless innings streak since August 25.
- Limited foes to a .147 batting average (40-for-272), tied for second-lowest in the majors among relievers with the Rays' Joaquin Benoit ... he trailed only the Dodgers' Hong-Chih Kuo (.139).
- Allowed just one home run in 77.2 innings pitched - the 0.12 home runs per 9.0 innings ranks sixth-lowest by a Cubs reliever in a single season.
- Also led major league relievers with 52 walks and was tied for first with eight hit batsmen.
- Was the first pitcher to lead relievers in both strikeouts and walks since San Francisco's Dave Burba in 1994.
- Converted 15-straight save opportunities from August 3, 2009 to April 14, 2010.
- Allowed a career-high five walks as a reliever in 0.2 innings, July 17 vs. the Phillies.

2009: Carlos made 79 relief appearances and led the club with 27 holds, despite moving into the closer's role August 18 - was 11-for-11 in save situations following the move.

- Closed out the campaign with a team-best 12 consecutive-successful save situations dating to August 3.
- Limited foes to a .170 batting average (43-for-253), ranking third among major league relievers behind Jonathan Broxton (.165) and Andrew Bailey (.167).
- Allowed two homers in 74.0 innings pitched ... his 0.24 home runs allowed per 9.0 innings pitched ranked third in baseball (min. 55.0 IP) behind Peter Moylan (0 HR/73.0 IP) and Kiko Calero (1 HR/60.0 IP).
- Recorded 11.31 strikeouts per 9.0 innings pitched, third-most among National League relievers.
- Posted a 1.29 ERA (2 ER/14.0 IP) in 14 May outings.
- Earned his 73rd career hold, August 17 at San Diego, tying Kyle Farnsworth for most by a Cub (since 1957).
- Surrendered his first homer since May 3 in September 30's Game Two (Pittsburgh's Ryan Doumit), snapping a 61.0 homerless-innings streak.

2008: Carlos was named to the 2008 N.L. All-Star Team in his first full major league season ... his 30 holds set a franchise record, eclipsing the old mark of 25 by Bob Scanlan (1993) and Jeff Fassero (2001).

- Led major league relievers with 114 strikeouts, the most for a Chicago reliever since Paul Assenmacher had 117 in 1991.
- Replaced teammate Kerry Wood on the N.L. All-Star squad and tossed a scoreless 13th inning at Yankee Stadium, striking out two.
- Led the club with 82 relief appearances, tied for third in the majors.
- Allowed just 4.12 hits per 9.0 innings pitched, tops among major league relievers (min. 50.0 IP).
- His 16.0-inning scoreless streak, July 20-August 19, led Cubs relievers ... also had a 13.2-inning shutout run, April 21-May 14.
- Recorded a 1.61 ERA (9 ER/50.1 IP) in 45 games at Wrigley Field ... had a 4.14 ERA (17 ER/37.0 IP) in 37 road appearances.
- Logged a 1.29 ERA (5 ER/35.0 IP) after the All-Star break ... had a 3.61 ERA (21 ER/52.1 IP) in the first half of the season.
- Recorded ERAs under 2.00 in three different months: 1.56 in March/April, 1.93 in May and 0.55 in August.
- Limited the opponent to a .135 batting average, tops among major league relievers.
- Had a 1.85 ERA (10 ER/48.2 IP) against N.L. Central opponents.
- Registered an 8.53 ERA (6 ER/6.1 IP) in an eight-game stretch, June 28-July 12 ... had a 2.22 ERA (20 ER/81.0 IP) in his 74 other relief outings.

2007: Carlos joined the big league club in May and was a dominant fixture in the bullpen for the remainder of the season ... his 96 strikeouts were the most by a Cubs reliever since Joe Borowski fanned 97 batters in 2002.

- Stranded 36 of 41 inherited runners on the season ... his 87.8-percent success rate led the N.L. and was third in the majors.
- Held the opponent scoreless in 52 of his 59 outings.
- Limited opposing batters to a .169 average (41-for-243).
- Stranded 26-consecutive inherited runners, June 3-August 10.
- Began the year with Triple-A Iowa, going 4-1 with a 3.95 ERA (18 ER/41.0 IP) in eight games (seven starts), walking 12 and striking out 48 in 41.0 innings of work.
- Recalled by the Cubs May 18 and recorded 10-consecutive scoreless relief outings (11.0 IP).
- Tossed 3.0 perfect innings of relief June 19 in Texas ... became the first Cubs reliever to toss 3.0 perfect innings since Mike Campbell (3.1 IP) September 4, 1996, in Florida.
- Appeared in two post-season contests for the Cubs in the NLDS, allowing runs to score in both games.
 - Tagged with the loss in Game One at Arizona, allowing two runs to score in 1.0 inning of work.
 - Worked 2.0 innings in Game Three in Chicago and gave up a solo homer while striking out four batters.

Marmol: Career Review (Continued)

2006: Carlos made his major league debut with the Cubs ... he was recalled, June 4, from Double-A West Tenn ... made his first big league appearance that day at St. Louis, tossing 2.0 scoreless innings of relief.

- Ⓒ Posted a 5.99 ERA (45 ER/67.2 IP) as a starter, as opposed to a 6.75 ERA (7 ER/9.1 IP) as a reliever.
- Ⓒ Joined Sean Marshall as the second Cubs pitcher to make the jump from Double-A to the majors in 2006 without appearing in any games at the Triple-A level.
- Ⓒ Earned the win in his first career start June 11 at Cincinnati ... tossed 6.0 innings, allowing one earned run on two hits (one home run) and three walks while striking out seven.
- Ⓒ Struck out a career-high eight batters June 28 vs. Milwaukee ... allowed just one run on three hits and two walks in 6.1 innings of work, but did not factor into the 6-3 Cubs' victory.
- Ⓒ Collected his first major league hit, July 18 against Houston, a single to center field off Roy Oswalt ... belted his first career home run, a solo-shot off Shawn Chacon, while pitching in relief September 7 against Pittsburgh.
- Ⓒ Was placed on the 15-day disabled list, August 21 (retroactive to August 19) with right shoulder fatigue ... made two rehabilitation appearances for Triple-A Iowa before he was activated from the D.L., September 4.
- Ⓒ Was 3-2 with a 2.33 ERA (15 ER/58.0 IP) in 11 starts for Double-A West Tenn ... struck out 67, walked 25 and allowed just one home run in 58.0 innings of work.

2005: Split the season between Single-A Daytona and Double-A West Tenn ... combined to go 9-6 with a 3.34 ERA (57 ER/153.2 IP) ... started the season at Daytona and was named to the Florida State League All-Star team.

2004: Carlos led the Midwest League with 14 wins for Single-A Lansing ... was named to the league's All-Star squad.

2003: Went 3-5 in his first full season as a pitcher with Rookie-League Mesa ... gave up two or fewer earned runs in six of his nine starts ... led the league with 74 strikeouts.

2002: Started the season at Single-A Lansing before returning to Rookie-League Mesa ... recorded a career-high 10 steals.

2001: Batted .295 with 11 doubles and 12 RBI at Rookie-League Mesa.

2000: Began his professional career with the Cubs Dominican Summer League club, where he batted .314 in 41 games.

Marmol: Career Statistics and Transactions

YEAR	TEAM	W-L	ERA	G	GS	CG	SHO	SV	IP	H	R	ER	HR	HB	BB	SO	WP	BK
2002	— Mesa-R	0-0	0.00	1	0	0	0	0	1.0	1	0	0	0	0	1	1	0	1
2003	— Mesa-R	3-5	4.19	14	9	0	0	0	62.1	54	38	29	5	7	37	*74	6	2
2004	— Lansing-A	*14-8	3.20	26	24	0	0	0	154.2	131	64	55	15	14	53	154	5	2
2005	— Daytona-A	6-2	2.99	13	13	0	0	0	72.1	60	30	24	7	3	37	71	5	1
	— West Tenn-AA	3-4	3.65	14	14	0	0	0	81.1	70	33	33	10	8	40	70	1	1
	— West Tenn-AA	3-2	2.33	11	11	0	0	0	58.0	42	18	15	1	1	25	67	3	1
2006	— CUBS	5-7	6.08	19	13	0	0	0	77.0	71	54	52	14	5	59	59	3	1
	— Iowa-AAA#	0-0	9.00	2	0	0	0	0	3.0	4	3	3	0	0	1	1	0	0
	— Iowa-AAA	4-1	3.95	8	7	0	0	0	41.0	30	18	18	4	8	12	48	4	0
2007	— CUBS	5-1	1.43	59	0	0	0	1	69.1	41	11	11	3	4	35	96	5	1
	— CUBS	2-4	2.68	82	0	0	0	7	87.1	40	30	26	10	6	41	114	6	1
	— CUBS	2-4	3.41	79	0	0	0	15	74.0	43	29	28	2	12	65	93	6	1
2010	— CUBS	2-3	2.55	77	0	0	0	38	77.2	40	23	22	1	8	52	138	2	2
2011	— CUBS	2-6	4.01	75	0	0	0	34	74.0	54	33	33	5	9	48	99	4	0
2012	— CUBS	3-3	3.42	61	0	0	0	20	55.1	40	24	21	4	2	45	72	2	0
	— Iowa-AAA#	0-0	0.00	2	0	0	0	0	2.0	1	0	0	0	0	2	4	2	0
M.L./CUBS TOTALS		21-28	3.38	452	13	0	0	115	514.2	329	204	193	39	46	345	671	28	6
MINOR LEAGUE TOTALS		33-22	3.35	89	78	0	0	0	475.2	393	204	177	42	41	208	490	26	8

*Led League ... #Injury Rehabilitation Assignment

SV/OPP: 2012 — 20/23 ... Career — 115/140 ... HOLDS: 2012 — 2 ... Career — 77 ... IR/IRS: 2012 — 5/3 ... Career — 170/36

YEAR	AVG	AB	R	H	2B	3B	HR	RBI	SH	SF	HP	BB	SO	SB	CS	PCT	G	PO	A	E	TC	DP
2012	.000	0	0	0	0	0	0	0	0	0	0	0	0	0	0	.909	61	5	5	1	11	4
M.L. TOTALS	.200	30	3	6	1	0	1	1	3	0	0	0	11	0	0	.913	452	31	42	7	80	8

LAST HIT: 9/7/06 vs. Pittsburgh (home run off Shawn Chacon) ... number of at-bats since then — 7

HOME RUNS: 1 — 9/7/06 vs. Pittsburgh (Shawn Chacon)

DIVISION SERIES STATISTICS

YEAR	TEAM/OPP	W-L	ERA	G	GS	CG	SHO	SV	IP	H	R	ER	HR	HB	BB	SO	WP	BK
2007	— CUBS vs. ARI	0-1	9.00	2	0	0	0	0	3.0	3	3	3	2	0	3	6	0	0
2008	— CUBS vs. LAD	0-0	6.75	2	0	0	0	0	2.2	3	2	2	0	0	0	3	0	0
DIVISION SERIES TOTALS		0-1	7.94	4	0	0	0	0	5.2	6	5	5	2	0	3	9	0	0

ALL-STAR GAME STATISTICS

YEAR	TEAM/SITE	W-L	ERA	G	GS	CG	SHO	SV	IP	H	R	ER	HR	HB	BB	SO	WP	BK
2008	— N.L./NYY	0-0	0.00	1	0	0	0	0	1.0	0	0	0	0	0	0	2	0	0

WORLD BASEBALL CLASSIC STATISTICS

YEAR	TEAM	W-L	ERA	G	GS	CG	SHO	SV	IP	H	R	ER	HR	HB	BB	SO	WP	BK
2009	— Dominican Republic	0-1	5.40	2	0	0	0	0	1.2	2	2	1	0	1	1	4	0	0

CARLOS MARMOL'S CAREER TRANSACTIONS

1999 — Signed as a non-drafted free agent by Cubs 7/3 (scout: Jose Serra)
 2006 — On disabled list 8/19-9/4 ... right shoulder fatigue ... included injury rehabilitation assignment to Iowa (9/1-4)
 2011 — Signed a three-year deal with Cubs 2/14
 2012 — On disabled list 5/12-28 ... right hamstring strain ... included injury rehabilitation assignment to Iowa (5/21-28)

CARLOS MARMOL'S CAREER HIGHS AND LOWS

MOST STRIKEOUTS: 8 — 6/28/06 vs. Milwaukee
MOST HITS ALLOWED: 7 (twice), most recently 8/3/06⁺ vs. Arizona
MOST RUNS ALLOWED: 7 (twice), most recently 8/3/06⁺ vs. Arizona
MOST HOMERS ALLOWED: 2 (three times), most recently 8/8/06 @ Milwaukee
MOST WALKS ALLOWED: 8 — 8/13/06 @ Colorado
LONGEST WINNING STREAK: 4 games — 8/22/07-5/11/08

LONGEST LOSING STREAK: 6 games — 7/14/11-6/4/12
LONGEST RELIEF APPEARANCE: 3.0 innings — 6/19/07 @ Texas
LONGEST SCORELESS INNINGS STREAK: 23.1 — 8/14-9/26/07
MOST CONSECUTIVE SAVE SITUATIONS CONVERTED: 19 — 5/2-9/14/12

MOST SAVES BY A CUB, ALL-TIME

Rank	Pitcher	Saves
1.	Lee Smith	180
2.	Bruce Sutter	133
3.	Carlos Marmol	115
4.	Randy Myers	112
5.	Ryan Dempster	87

MOST RELIEF APPEARANCES BY A CUB, ALL-TIME

Rank	Pitcher	Apps.
1.	Lee Smith	452
2.	Carlos Marmol	439
3.	Don Elston	434
4.	Kyle Farnsworth	317
5.	Willie Hernandez	312

MOST STRIKEOUTS BY CUBS RELIEVERS, ALL-TIME

Rank	Pitcher	Ks
1.	Carlos Marmol	625
2.	Lee Smith	618
3.	Bruce Sutter	494
4.	Don Elston	458
5.	Kyle Farnsworth	381

MOST GAMES PITCHED BY A CUB, ALL-TIME

Rank	Pitcher	Apps.
1.	Charlie Root	605
2.	Lee Smith	458
3.	Carlos Marmol	452
4.	Don Elston	449
5.	Guy Bush	428

GETTING OFF TO A GOOD START

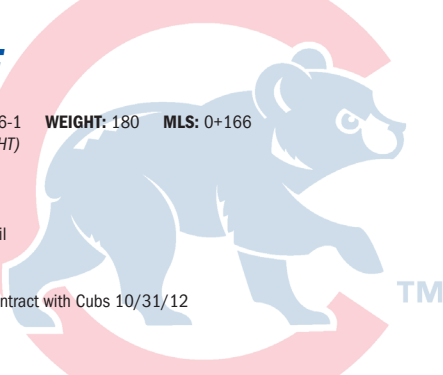
Carlos Silva began the 2010 campaign with an 8-0 record, becoming the first Cubs starter to win his first five decisions since Greg Maddux began the 2006 season with a 5-0 record.

The last Cubs starter to open the year with a winning streak longer than Silva's eight-game run was Kenny Holtzman, who went 9-0 during the 1967 season. That was the best season start for a Cub since Jim McCormick won his first 16 decisions in 1886.

65 Edwin Maysonet – INF



BATS: Right **THROWS:** Right **HEIGHT:** 6-1 **WEIGHT:** 180 **MLS:** 0+166
FULL NAME: Edwin Maysonet (*may-suh-NEHT*)
OPENING DAY AGE: 31
BORN: 10/17/81 in Arecibo, Puerto Rico
RESIDES: Caguas, Puerto Rico
FAMILY: Married – Yanice ... Children – Emil
CONTRACT STATUS: Signed through 2013
SIGNED BY: Mike Rosamond (Houston)
HOW ACQUIRED: Signed a minor league contract with Cubs 10/31/12



Non-Roster Invitee

Maysonet: Facts and Information

Edwin signed a minor league deal with the Cubs on October 31, 2012, after spending the last two seasons in Milwaukee's chain - that included 30 games with the Brewers last year ... originally selected by Houston in the 19th round of the 2003 draft.

- © In parts of three seasons with the Astros (2008-09) and Brewers (2012), owns a .265 major league batting average (36-for-136) with three doubles, one triple, two home runs and 11 RBI in 76 games.
 - Has played 25 games (21 starts) at shortstop, 21 games (16 starts) at second base and eight games (three starts) at third base.
- © In 10 minor league campaigns, has logged a .255 batting average (811-for-3,182) with 183 doubles, 23 triples, 45 home runs and 333 RBI in 923 games.
- © Played collegiate ball at Delta State University in Cleveland, Miss. from 2002-03.
- © Was a two-time All-Gulf South Conference selection and American Baseball Coaches Association All-Region selection at Delta State.

Maysonet: 2012 Season

In his second season in Milwaukee's organization, appeared in 30 games spanning two stints (May 6-23 and May 26-June 22) with the Brewers before being designated for assignment, June 22 ... outrighted to Triple-A Nashville, June 24 ... designated again, July 27, and outrighted, July 30.

- © Batted .250 (15-for-60) with a double, a triple, one home run and four RBI in 30 games with the Brewers.
- © Was 13-for-43 (.302) against right-handed hurlers.
- © Hit his second-career home run, a grand slam off the Cubs Chris Volstad, May 12 in Milwaukee.
- © Began the year with Nashville and hit .208 (48-for-231) with 13 doubles, two triples, three home runs and 19 RBI in 69 games.
- © Recorded a season-high four hits, April 15 vs. New Hampshire.
- © Suffered a left groin strain and was on the minor league disabled list, August 18-30.
- © Played 27 games with Atenienses de Manati in the Puerto Rico Winter League ... hit .220 (20-for-91) with five doubles, one homer and 8 RBI.

Maysonet: Career Review

2011: Spent the entire season at Triple-A Nashville after signing as a free agent with Milwaukee in December of 2010 ... batted a career-best .290 (111-for-383) with 24 doubles, two triples, three home runs and 39 RBI in 103 games.

- © Recorded a season-high nine-game hitting streak, April 9-May 15 ... batted .333 (12-for-36) during the run.
 - Was on the minor league D.L., April 13-May 10, with a right hamstring strain.
- © Hit .290 against both right- and left-handed hurlers ... was 27-for-93 vs. southpaws and 84-for-290 against righties.
- © Went 51-for-166 (.307) after the Triple-A All-Star break.
- © Recorded nine doubles and 36 RBI while hitting .307 (54-for-176) with runners on base.

2010: In his final year in Houston's system, spent majority of the season at Triple-A Round Rock, batting .252 (76-for-302) with two home runs and 36 RBI in 86 games.

- © Logged a .364 batting average (8-for-22) in May along with a .417 on-base percentage.
- © Was 16-for-50 (.320) with runners on base and two outs.
- © A right hamstring strain landed him on the minor league disabled list from June 14-July 6.
- © Was designated for assignment, September 22, and outrighted two days later.

2009: Played 39 games in three stints with the Astros, hitting .290 (20-for-69) with two doubles, one home run and seven RBI ... spent majority of the year at Triple-A Round Rock, batting .235 (44-for-187) with 11 doubles, one home run and 14 RBI in 59 contests.

- © Was on the big league roster from May 22-June 27, July 24-29 and August 18 through the end of the season.
- © Clubbed his first-career home run, May 29 in Pittsburgh, a two-run shot off Ross Ohlendorf ... finished the contest with a career-high four hits.
- © Went 9-for-20 (.450) with a home run and five RBI in the month of May for Houston.

Maysonet: Career Review (Continued)

2008: Edwin made his major league debut as a September call-up with the Astros ... primarily spent the year with Triple-A Round Rock, hitting .271 (110-for-406) with 24 doubles, one triple, six homers and 34 RBI in 117 games.

- Ⓢ

Hit .143 (1-for-7) in seven September games for Houston.
- Ⓢ

Made his major league debut, September 7 at Colorado, as a pinch-runner in the seventh inning.
- Ⓢ

Recorded his first major league hit, September 17 in Miami, off starter Ricky Nolasco.
- Ⓢ

With Round Rock, hit .281 (81-for-288) against right-handed pitching.
- Ⓢ

At Triple-A, hit .319 (30-for-94) in May and batted .307 (27-for-88) in July.

2007: Hit .271 (92-for-340) with five home runs and 39 RBI in 107 games with Double-A Corpus Christi in his fifth professional season and first above the Single-A level.

2006: Recorded a .254 batting average (96-for-378) with eight home runs and 38 RBI in 113 contests with Single-A Salem.

2005: Split the season between Single-A Salem and Single-A Lexington, batting .222 (91-for-409) with 20 doubles, three triples, five home runs and 33 RBI in 111 games.

- Ⓢ

Named the South Atlantic Player of the Week for August 15-21 while with Lexington.
- Ⓢ

Placed on Salem's seven-day D.L., June 19, with a left hamstring strain ... activated, July 10.

2004: Spent the season at Single-A Lexington, appearing in 109 games while recording a .261 batting average (102-for-391) with a career-best 11 home runs and 64 RBI ... named Lexington's Defensive Player of the Month for June.

2003: In his first professional season, he batted .275 (38-for-138) with one home run and 13 RBI in 45 games with Single-A Tri-City.

Maysonet: Career Statistics and Transactions

YEAR	TEAM	AVG	G	AB	R	H	2B	3B	HR	RBI	SH	SF	HP	BB	SO	SB-CS	E	OBP	SLG
2003	Tri-City-A	.275	45	138	30	38	7	1	1	13	3	3	5	29	28	9-1	8	.411	.362
2004	Lexington-A	.261	109	391	79	102	22	10	11	63	14	7	9	64	91	18-7	14	.372	.453
2005	Salem-A	.195	66	236	29	46	9	2	1	16	12	4	3	26	69	4-2	15	.279	.263
	Lexington-A	.260	45	173	29	45	11	1	4	17	2	1	10	15	29	11-4	3	.352	.405
2006	Salem-A	.254	113	378	58	96	32	0	8	38	11	4	8	20	58	21-3	13	.302	.402
2007	Corpus Christi-AA	.271	107	340	35	92	14	2	5	39	11	2	2	17	65	5-2	15	.307	.368
2008	Round Rock-AAA	.271	117	406	59	110	24	1	6	34	6	6	4	44	70	4-3	13	.343	.379
	Houston	.143	7	7	0	1	0	0	0	0	0	0	0	0	2	0-0	1	.143	.143
2009	Round Rock-AAA	.235	59	187	21	44	11	0	1	14	2	1	1	26	39	3-0	7	.330	.310
	Houston	.290	39	69	9	20	2	0	1	7	4	1	0	5	19	0-0	2	.333	.362
2010	Round Rock-AAA	.252	86	302	29	76	14	2	2	36	5	3	3	25	63	2-2	4	.312	.331
	GCL Astros-R	.176	4	17	2	3	2	0	0	4	0	0	0	1	0	0-0	0	.222	.294
2011	Nashville-AAA	.290	103	383	57	111	24	2	3	39	15	3	8	27	70	2-1	23	.347	.386
2012	Nashville-AAA	.208	69	231	20	48	13	2	3	19	5	3	4	16	43	2-1	6	.268	.320
	Milwaukee	.250	30	60	7	15	1	1	1	4	2	0	1	3	9	1-0	4	.297	.350
MAJOR LEAGUE TOTALS		.265	76	136	16	36	3	1	2	11	6	1	1	8	30	1-0	7	.308	.346
MINOR LEAGUE TOTALS		.255	923	3182	448	811	183	23	45	333	86	37	57	310	625	81-26	126	.328	.369

PCT	G	PO	A	E	TC	DP	2012/CAREER	PCT	G	PO	A	E	TC	DP
.929	3	3	10	1	14	2	Second Base	.965	21	27	56	3	86	11
1.000	1	0	1	0	1	0	Third Base	1.000	8	1	9	0	10	0
.959	18	25	46	3	74	14	Shortstop	.952	25	26	53	4	83	14
.956		28	57	4	89	16	M.L. TOTALS	.961		54	118	7	179	25

EDWIN MAYSONET'S CAREER TRANSACTIONS

- 2003 – Selected by Houston in 19th round of draft (scout: Mike Rosamond)
- 2010 – Declared free agency 11/6 ... signed a minor league contract with Milwaukee 12/22
- 2012 – Elected free agency 10/12 ... signed a minor league contract with Cubs 10/31

EDWIN MAYSONET'S CAREER BESTS

- GRAND SLAMS: 1 – 5/12/12 vs. Cubs (Chris Volstad)

MOST RUNS SCORED: 2 (three times), most recently 6/13/12 @ Kansas City

MOST HITS: 4 – 5/29/09 @ Pittsburgh

MOST DOUBLES: 2 – 5/29/09 @ Pittsburgh
- MOST RBI: 4 (twice), most recently 5/12/12 vs. Cubs


MOST WALKS: 2 – 5/30/09 @ Pittsburgh

LONGEST HITTING STREAK: 3 games (three times), most recently 6/17-19/12

16 Darnell McDonald – OF



BATS: Right **THROWS:** Right **HEIGHT:** 5-11 **WEIGHT:** 205 **MLS:** 3+79
FULL NAME: Darnell Tyrone McDonald
OPENING DAY AGE: 34
BORN: 11/17/78 in Fort Collins, CO
RESIDES: Phoenix, AZ
FAMILY: Married
CONTRACT STATUS: Signed through 2013
SIGNED BY: John Green and Logan White (Baltimore)
HOW ACQUIRED: Signed a minor league contract with Cubs 1/10/13



Non-Roster Invitee

McDonald: Facts and Information

Darnell begins his first season with Chicago after signing a minor league deal with an invite to major league Spring Training ... owns a .246 batting average (175-for-711) with 38 doubles, five triples, 19 home runs and 78 RBI in 306 major league contests with Baltimore (2004), Minnesota (2007), Cincinnati (2009), Boston (2010-12) and the New York Yankees (2012).

- © Owns a .271 batting average (1,433-for-5,294) with 744 runs, 299 doubles, 48 triples, 102 home runs, 625 RBI and 227 stolen bases in 1,384 minor league games over 15 seasons.
- © Recorded double-digit stolen bases in his first five minor league campaigns (37 in 1998, 26 in 1999, 11 in 2000, 16 in 2001 and 20 in 2002).
- © Received the 2010 Jackie Jensen Award for Spirit and Determination from the Boston Chapter of the **BBWAA**.
- © Selected to play in the 2006 and 2008 Triple-A All Star Games ... earned International League All-Star honors in 2006.
- © Named the 2002 Orioles Minor League Player of the Year.
- © Is a 1997 graduate of Cherry Creek (Colo.) High School ... selected by Baltimore in the first round (26th overall) of the 1997 Draft.
- © Rated by **Baseball America** as the best high school position player in the 1997 First-Year Player Draft.

McDonald: 2012 Season

Darnell began the year with Boston before being designated for assignment, June 30 ... claimed off waivers by the Yankees four days later, and finished with a .205 batting average (18-for-88) with seven doubles, two home runs and nine RBI in 42 games between the two teams.

- © Went 2-for-4 with a home run and a career-best four RBI in Boston's 10-3 victory at the White Sox, April 27.
- © Recorded a career-high tying three hits, April 30 vs. Oakland ... clubbed a two-run home run, as well.
- © Logged a .214 batting average (18-for-84) in 38 games with the Red Sox.
- © Made his second career pitching appearance, May 6 vs. Baltimore ... took the loss after allowing three runs on two hits and two walks in 1.0 inning of work.
- © Placed on Boston's 15-day D.L., May 15 (retroactive to May 12), with a strained right oblique ... activated on June 5.
- © Appeared in six games as a rehab assignment with Triple-A Pawtucket, batting .190 (4-for-21) with three doubles and two RBI.
- © Designated for assignment by the Yankees, July 17 ... outrighted to Triple-A Scranton/Wilkes-Barre, July 20.
- © Played in 31 games with Triple-A Scranton/Wilkes-Barre to close out the season ... hit .194 (18-for-108) with three home runs and seven RBI.

McDonald: Career Review

2011: Appearing in 79 games with the Red Sox, Darnell batted .236 (37-for-157) with six doubles, six home runs and 24 RBI ... played all three outfield positions, including 37 games in right field, 23 in left field and 13 in center field.

- © Pinch-ran 13 times, fifth-most in the A.L. ... scored three times as a pinch-runner.
- © Tallied a .260 batting average (27-for-104) against southpaws compared to a .189 clip (10-for-53) vs. right-handed pitchers.
- © Placed on Boston's 15-day D.L. with a strained left quad, May 26-June 14 ... appeared in nine rehab games with Triple-A Pawtucket, hitting .345 (10-for-29) with two home runs and 11 RBI.
- © Made his first career pitching appearance, August 26 vs. Oakland (1.0 IP, 2 R, 1 H, 2 BB) ... was the first Red Sox position player to pitch since Bill Hall turned the trick, May 28, 2010 vs. Kansas City.
- © Batted .382 (13-for-34) in 18 September affairs after combining to hit .195 (24-for-123) in his first 61 games.
- © Finished the season with a seven-game hitting streak from September 14-27 ... batted .474 (9-for-19) with two doubles, a home run and four RBI during the streak.

2010: Began the season with Triple-A Pawtucket before being recalled and playing in a career-best 117 games with the Red Sox ... batted .270 (86-for-319) with 18 doubles, three triples, nine home runs and 34 RBI.

- © Set career-highs in runs (40), hits, doubles, triples, home runs, RBI and stolen bases (nine).
- © Finished second on the team with 80 starts in the outfield ... logged 50 starts in center, 20 in right and 10 in left.
- © Was the only A.L. player to appear in at least 30 games, and start at least 10 games, at all three outfield positions.
- © Homered in his first plate appearance of the year, April 20 vs. Texas ... clubbed a game-tying, pinch-hit homer in the eighth inning off Darren Oliver ... recorded his first career walk-off hit in the ninth frame.
- © Logged a .333 batting average (13-for-39) with two home runs and five RBI in 18 August contests.
- © Became the only Red Sox player ever with at least nine homers, nine stolen bases, nine outfield assists and nine sacrifice hits in a single season.
- © Batted .341 (14-for-41) with six doubles, two home runs and eight RBI in 10 games with Pawtucket before his promotion.
- © Underwent surgery on October 13 to repair a tear of the ulnar collateral ligament in his right thumb.

McDonald: Career Review (Continued)

2009: In his 12th professional baseball season, Darnell made Cincinnati's Opening Day roster after signing a minor league contract with the Reds in December of 2008.

- Ⓢ Logged a .267 batting average (28-for-105) with six doubles, two home runs and 10 RBI in 47 major league games covering two stints (Opening Day-May 22 and August 25-end of season).
- Ⓢ Hit his first home run of the season, August 30, a two-run shot off the Dodgers' Clayton Kershaw.
- Ⓢ Recorded a seven-game hitting streak, September 12-27 ... batted .417 (10-for-24) during the run.
- Ⓢ Appeared in 73 games with Triple-A Louisville, batting .314 (88-for-280) with 22 doubles, seven triples, nine home runs and 40 RBI.
- Ⓢ Finished tied for fourth in the International League with seven triples.

2008: Produced a .268 batting average (99-for-369) with 53 runs, 25 doubles, 11 home runs and 57 RBI in 93 games with Minnesota's Triple-A Rochester team.

- Ⓢ Was Rochester's lone representative at the Triple-A All-Star game.
- Ⓢ Recorded a .320 batting average (31-for-97) with four home runs and 45 RBI with runners in scoring position.
- Ⓢ Was 28-for-98 (.286) against southpaws compared to a .262 clip (71-for-271) against right-handed pitchers.
- Ⓢ Named International Batter of the Week for April 28-May 5 ... batted .469 (15-for-32) with three home runs and 18 RBI.
- Ⓢ Landed on Rochester's seven-day D.L. three times: April 3-15 with a back strain, May 14-21 with a left hamstring strain and July 31-September 25 with a fractured left hand.

2007: Signed a minor league deal with Washington in November of 2006 and started the season with Triple-A Columbus ... traded to Minnesota, June 24, for pitcher Levele Speigner ... appeared in four games with the Twins.

- Ⓢ Combined to play in 134 minor league games between Triple-A Columbus and Triple-A Rochester, batting .297 (146-for-491) with 29 doubles, six triples, seven home runs and 73 RBI.
- Ⓢ Stole 33 bases while tying a career-high with 73 RBI (also in 1999).
- Ⓢ Batted .315 (84-for-267) with Columbus prior to the trade.
- Ⓢ Recorded a 16-game hitting streak with Columbus, April 30-May 15, batting .412 (28-for-68) during the run.

2006: Spent the entire season with Tampa Bay's Triple-A Durham affiliate, batting .292 (157-for-538) with 33 doubles, 14 home runs and 57 RBI in 136 games.

- Ⓢ Ranked among International League leaders in at-bats (first, 538), hits (first), games (second, 136), runs (fourth, 80) and doubles (fourth).
- Ⓢ Voted to the International League All-Star team.
- Ⓢ Set a Durham Bulls franchise record with a 27-game hitting streak, June 23-July 22 ... hit .390 (41-for-105) during the stretch.
- Ⓢ Registered a .351 batting average (39-for-111) with 20 RBI in the month of July.

2005: In his eighth professional season, Darnell batted .281 (101-for-359) with 20 doubles, 13 home runs and 38 RBI in 99 games between Triple-A Buffalo and Triple-A Durham.

- Ⓢ Began the season with Buffalo in the Indians organization before being released, June 4 ... he signed a minor league contract with Tampa Bay six days later.
- Ⓢ Hit six home runs in his first 15 games with Durham, including consecutive two-homer games, June 28-29.
- Ⓢ Recorded his third multi-homer game of the campaign, July 16 vs. Rochester.

2004: Made his major league debut with Baltimore in his last season with the organization ... batted .156 (5-for-32) with one double and one RBI in 17 big league games covering four stints.

- Ⓢ Recorded his first career big league hit with a fourth inning single off Cleveland's Cliff Lee, April 30.
- Ⓢ Registered a career-high three hits, May 5 vs. White Sox.
- Ⓢ Appeared in 107 games with Triple-A Ottawa, batting .234 (96-for-410) with 32 doubles, seven home runs and 44 RBI.

2003: Produced a .296 batting average (45-for-152) with seven doubles and 20 RBI in just 40 games of action with Triple-A Ottawa ... his season was cut short after undergoing surgery in May to repair a torn labrum in his right shoulder.

2002: Named the Orioles Minor League Player of the Year ... split the season with Double-A Bowie and Triple-Rochester, combining to bat .290 (138-for-476) with 64 runs, 30 doubles, seven triples, 10 home runs and 50 stolen bases in 128 games.

2001: Combined to hit .248 (126-for-508) with 26 doubles, three triples, five home runs and 56 RBI between Double-A Bowie and Triple-A Rochester.

2000: In his first season above Single-A ball, Darnell went 111-for-459 (.242) with 59 runs, 13 doubles, six home runs and 43 RBI in 116 games with Double-A Bowie ... hit safely in 30 of 35 games from April 14-May 20, batting .290 (46-for-155).

1999: Logged a .266 batting average (135-for-507) with 23 doubles, five triples, six home runs and 26 RBI in 130 contests with Single-A Frederick ... reached base via hit or walk in 33-consecutive games from May 28-July 3.

McDonald: Career Review (Continued)

1998: In his first professional baseball season, Darnell batted .260 (142-for-546) with a career-high 90 runs, 26 doubles, seven home runs, 46 RBI and 37 stolen bases in 138 games with Single-A clubs Delmarva and Frederick ... rated by *Baseball America* as the Orioles fourth-best prospect and was honorable mention on *Howe Sportsdata's* All-Teen Team.

McDonald: Career Statistics and Transactions

YEAR	TEAM	AVG	G	AB	R	H	2B	3B	HR	RBI	SH	SF	HP	BB	SO	SB-CS	E	OBP	SLG
1998	Delmarva-A	.261	134	528	87	138	24	5	6	44	4	5	5	33	117	35-11	11	.308	.360
	Frederick-A	.222	4	18	3	4	2	0	1	2	0	0	0	3	6	2-0	0	.333	.500
1999	Frederick-A	.266	130	507	81	135	23	5	6	73	7	7	5	61	92	26-9	10	.347	.367
2000	Bowie-AA	.242	116	459	59	111	13	5	6	43	6	4	4	29	87	11-4	9	.290	.331
2001	Bowie-AA	.282	30	117	16	33	7	1	3	21	0	1	1	9	28	3-3	2	.336	.436
	Rochester-AAA	.238	104	391	37	93	19	2	2	35	2	2	1	29	75	13-9	12	.291	.312
2002	Bowie-AA	.292	37	144	21	42	9	1	4	15	0	0	2	22	27	9-3	1	.393	.451
	Rochester-AAA	.289	91	332	43	96	21	6	6	35	1	2	2	32	78	11-3	5	.353	.443
2003	Ottawa-AAA	.296	40	152	19	45	7	1	0	20	1	0	1	18	27	5-7	3	.374	.355
2004	Ottawa-AAA	.234	107	410	44	96	32	1	7	44	2	5	3	34	100	12-6	7	.294	.368
	Baltimore	.156	17	32	3	5	1	0	0	1	0	0	0	2	6	1-0	0	.206	.188
2005	Buffalo-AAA	.270	26	74	11	20	7	0	1	4	0	0	2	7	19	0-1	0	.349	.405
	Durham-AAA	.284	73	285	45	81	13	2	12	34	0	0	1	20	62	7-0	2	.333	.470
2006	Durham-AAA	.292	136	*538	80	*157	33	1	14	57	4	3	4	47	115	30-12	3	.351	.435
2007	Columbus-AAA	.315	73	267	39	84	17	4	2	41	0	5	1	31	64	14-5	5	.382	.431
	Minnesota	.100	4	10	0	1	0	0	0	0	0	0	0	1	3	0-0	0	.182	.100
	Rochester-AAA	.277	61	224	32	62	12	2	5	32	1	4	4	19	35	19-2	3	.339	.415
2008	Rochester-AAA	.268	93	369	53	99	25	4	11	57	0	3	2	36	81	19-3	3	.334	.447
2009	Cincinnati	.267	47	105	12	28	6	1	2	10	0	0	1	5	31	1-0	2	.306	.400
	Louisville-AAA	.314	73	280	42	88	22	7	9	40	3	4	1	16	56	8-3	2	.349	.539
2010	Pawtucket-AAA	.341	10	41	6	14	6	1	2	8	0	0	0	2	7	1-0	0	.372	.683
	Boston	.270	117	319	40	86	18	3	9	34	12	0	2	30	85	9-1	2	.336	.429
2011	Boston	.236	79	157	26	37	6	1	6	24	0	2	2	14	33	2-3	3	.303	.401
	Pawtucket-AAA#	.345	9	29	6	10	3	0	2	11	0	0	1	5	6	1-2	0	.457	.655
2012	Boston	.214	38	84	17	18	7	0	2	9	2	1	0	12	17	1-1	1	.309	.369
	Pawtucket-AAA#	.190	6	21	2	4	3	0	0	2	0	1	1	0	6	0-0	0	.217	.333
	New York (A.L.)	.000	4	4	0	0	0	0	0	0	0	0	0	0	2	0-0	1	.000	.000
	Scranton/W.B.-AAA	.194	31	108	18	21	1	0	3	7	0	0	1	15	29	1-2	1	.298	.287
MAJOR LEAGUE TOTALS		.246	306	711	98	175	38	5	19	78	14	3	5	64	177	14-5	9	.312	.394
MINOR LEAGUE TOTALS		.271	1384	5294	744	1433	299	48	102	625	31	46	42	468	1117	227-85	79	.332	.403

*Led League

PCT	G	PO	A	E	TC	DP	2012/CAREER	PCT	G	PO	A	E	TC	DP
---	1	0	0	0	0	0	Pitcher	1.000	2	0	1	0	1	0
1.000	21	38	2	0	40	0	Left Field	.977	95	125	5	3	133	1
1.000	7	8	0	0	8	0	Center Field	.988	101	159	7	2	168	1
.857	12	12	0	2	14	0	Right Field	.972	104	135	4	4	143	1
.966	58	2	2	62	0	0	M.L. TOTALS	.980	419	17	9	445	3	

DARNELL MCDONALD'S CAREER TRANSACTIONS

1997 – Selected by Baltimore in the first round (26th) of the draft (scouts: John Green and Logan White)
2004 – Declared free agency 10/15
2005 – Signed a minor league contract with Cleveland 1/25
2005 – Released by Cleveland 6/4 ... signed minor league contract with Tampa Bay 6/10
2005 – Declared free agency 10/15
2006 – Signed a minor league contract with Tampa Bay 1/4
2006 – Declared free agency 10/15 ... signed a minor league contract with Washington 11/30
2007 – Acquired by Minnesota 6/24 for P Levale Speigner
2008 – Declared free agency 11/3 ... signed one-year minor league contract with Cincinnati 12/2
2009 – Elected free agency 11/9 ... signed one-year minor league contract with Boston 11/24
2011 – On the disabled list 5/26-6/14 ... left quadriceps strain ... included injury rehab assignment to Pawtucket (5/31-6/14)
2012 – On the disabled list 5/12-6/5 ... right oblique muscle strain ... included injury rehab assignment to Pawtucket (5/25-6/5)
2012 – Claimed off waivers 7/4 by New York (A.L.)
2012 – Elected free agency 10/5 ... signed a minor league contract with Cubs 1/10/13

DARNELL MCDONALD'S CAREER BESTS

PINCH HOMERS: 1 – 4/20/10 VS. Texas (Darren Oliver)
MOST HITS: 3 (five times), most recently 4/30/12 vs. Oakland
MOST RBI: 4 – 4/27/12 @ White Sox
MOST DOUBLES: 2 – 9/13/09 @ Cubs
MOST RUNS SCORED: 3 – 4/30/12 vs. Oakland
MOST STOLEN BASES: 2 – 6/17/10 vs. Arizona
MOST WALKS: 3 – 4/20/10 @ Baltimore
LONGEST HITTING STREAK: 7 games (twice), most recently 9/14-9/27/11

71 Trey McNutt – RHP



BATS: Right **THROWS:** Right **HEIGHT:** 6-4 **WEIGHT:** 220 **MLS:** 0
FULL NAME: Kenneth Trey McNutt
OPENING DAY AGE: 23, turns 24 on August 2
BORN: 8/2/89 in Birmingham, AL
RESIDES: Haleyville, AL
FAMILY: Married — Stephanie
CONTRACT STATUS: Signed through 2013
SIGNED BY: Jim Crawford and Al Geddes
HOW ACQUIRED: Selected by Cubs in 32nd round of 2009 draft



McNutt: Facts and Information

Trey enters his fifth season with Chicago after he was selected by the Cubs in the 32nd of the 2009 draft ... 2012 marked his second-straight full season at Double-A Tennessee.

- © The righthander is 27-16 with a 3.45 ERA (128 ER/334.0 IP) in 95 career minor league games, 70 starts ... has walked 136 and struck out 291, while allowing just 23 home runs in 334.0 innings.
- © Was added to the Cubs 40-man roster, November 20, 2012.
- © Was a non-roster invitee to major league Spring Training in 2011.
- © Has lowered his hits allowed per nine innings in each of the last three years (12.1 in 2010, 11.4 in 2011 and 8.8 in 2012).
- © Participated in the Cubs inaugural Rookie Development Program in Chicago in January of 2013.
- © Was named the fourth-best Cubs prospect heading into 2012 by **Baseball America**.
- © Named a 2011 Southern League mid-season All-Star ... was a Midwest League All-Star in 2010.
- © Attended Shelton State Community College in Tuscaloosa, Ala.
- © Graduated from Haleyville (Ala.) High School.
- © His uncle, David Sean Whiteside, played for the Tigers in 1995 after he was selected by the organization in the 11th round of the 1992 draft.

McNutt: 2012 Season

Trey went 9-8 with a 4.26 ERA (45 ER/95.0 IP) while punching out 66 and walking 45 in his second full season with Double-A Tennessee ... pitched in a career-high 34 games, including 17 starts.

- © Placed on Tennessee's seven day D.L., April 17-27, with a blister on his right middle finger.
- © Began the campaign as a starter, going 5-7 with a 4.46 ERA (33 ER/66.2 IP) before being assigned to the bullpen, July 13 ... went 4-1 with a 3.81 ERA (12 ER/28.1 IP) as a reliever.
- © Finished the season by winning four-straight decisions, going 4-0 with a 1.50 ERA (3 ER/18.0 IP) in his final 11 appearances.
- © Did not surrender a home run in his final 22.2 innings (14 games).
- © Held right-handed hitters to a .247 batting average (47-for-190).
- © Limited opponents to a .218 average (24-for-110) with runners in scoring position.

McNutt: Career Review

2011: Trey went 5-6 with a 4.55 ERA (48 ER/95.0 IP) in 23 games (22 starts) for Double-A Tennessee ... finished the season strong, going 4-1 with a 3.60 ERA (14 ER/35.0 IP) in six August games (five starts).

- © Named a mid-season Southern League All-Star.
- © Struck out 29 and walked 11 in his six August outings.
- © Twice landed on the D.L. ... had a blister on the middle finger of his throwing hand (April 11-21) then suffered abdominal strain (June 13-23).
- © Posted a 2.70 ERA (11 ER/36.2 IP) in nine starts prior to the Southern League All-Star break ... had a 5.71 mark (37 ER/58.1 IP) in 14 games (13 starts) after the break.
- © Twice tossed a season-high 7.0 innings, last done August 19 at Jacksonville.

2010: Trey combined to go 10-1 with a 2.48 ERA (32 ER/116.1 IP) in 25 starts between Single-A Peoria, Single-A Daytona and Double-A Tennessee ... named the Midwest League Western Division starting pitcher for the All-Star Game.

- © Opened the season with Peoria, going 6-0 with a 1.51 ERA (10 ER/59.2 IP), 70 strikeouts, 24 walks and a .202 average against in 13 starts.
- © Suffered the loss in the West's 6-2 setback to the East in the All-Star Game, surrendering three runs on three hits in 1.0 inning of work (2 SO).
- © Surrendered one or no runs in 11 of his 13 starts with the Chiefs, including no runs five times.
- © Promoted to Daytona, June 28, and went 4-0 with a 2.63 ERA (12 ER/41.0 IP) and 49 strikeouts in nine starts.
- © Posted a 1.35 ERA (4 ER/26.2 IP) with no home runs, three walks and 32 strikeouts in six starts, July 15-August 18.
- © Was 2-0 with a 1.80 ERA (3 ER/15.0 IP) in three August starts, leading to an August 22 promotion to the Double-A level.
- © His 10-game winning streak was snapped, August 23 at West Tenn, in his first Double-A start.
- © Had a 5.74 ERA (10 ER/15.2 IP) with a 0-1 mark in three starts with the Smokies, his first action at the Double-A level.

McNutt: Career Review

2009: Compiled a 3-1 ledger with a 0.98 ERA (3 ER/27.2 IP) in 13 games (six starts) between Rookie-League Mesa and Single-A Boise.

- © Did not surrender an earned run in 7.1 innings with Mesa (six games, four starts).
- © Was 3-0 with a 1.33 ERA (3 ER/20.1 IP) in seven appearances (two starts) with Boise ... won three-straight starts, August 9-20.

McNutt: Career Statistics and Transactions

YEAR	TEAM	W-L	ERA	G	GS	CG	SHO	SV	IP	H	R	ER	HR	HB	BB	SO	WP	BK
2009	Mesa-R	0-1	0.00	6	4	0	0	0	7.1	5	5	0	0	0	3	7	1	1
	Boise-A	3-0	1.33	7	2	0	0	0	20.1	9	7	3	1	3	12	21	4	0
2010	Peoria-A	6-0	1.51	13	13	0	0	0	59.2	43	14	10	0	2	24	70	3	1
	Daytona-A	4-0	2.63	9	9	0	0	0	41.0	29	16	12	3	2	9	49	3	1
	Tennessee-AA	0-1	5.74	3	3	0	0	0	15.2	21	12	10	2	0	4	13	1	0
2011	Tennessee-AA	5-6	4.55	23	22	0	0	0	95.0	120	50	48	5	5	39	65	9	0
2012	Tennessee-AA	9-8	4.26	34	17	0	0	0	95.0	93	58	45	12	7	45	66	6	2
MINOR LEAGUE TOTALS		27-16	3.45	95	70	0	0	0	334.0	320	162	128	23	19	136	291	27	5

TREY MCNUTT'S CAREER TRANSACTIONS

2009 – Selected by Cubs in the 32nd round of draft (scouts: Jim Crawford and Al Geddes)



MAJOR LEAGUE WAIVER RULES

There are four types of waiver requests – Major League Waivers, Special Waivers, Outright Waivers and Unconditional Release Waivers.

Major League Waivers are necessary for any player assignment between major league clubs made from August 1 until the day after the close of the regular season. Waivers are not needed for Major League assignments during the rest of the year. The trading deadline in which waivers are not needed is July 31.

Special Waivers are irrevocable. They are required for a major league club to outright a player to a minor league club from September 1 until the 30th day of the following season.

Outright Waivers are irrevocable. They are required for a major league club to outright a player to a minor league club from the 31st day of the regular season until August 31.

Unconditional Release Waivers can be secured at any point during the year.

30 Dioner Navarro – C



BATS: Switch **THROWS:** Right **HEIGHT:** 5-9 **WEIGHT:** 205 **MLS:** 6+091
FULL NAME: Dioner Favian Navarro (*dee-AH-ner*)
OPENING DAY AGE: 29
BORN: 2/9/84 in Caracas, Venezuela
RESIDES: Riverview, FL
FAMILY: Married — Sherley ... Children — Gerson and Dioner Jr.
CONTRACT STATUS: Signed through 2013
SIGNED BY: Carlos Rios, Ricardo Finol and Hector Rincones (Yankees)
HOW ACQUIRED: Signed a one-year major league contract with Cubs 11/16/12



Navarro: Facts and Information

Dioner joins the Cubs after spending all or part of the last nine seasons in the big leagues with the Yankees (2004), Dodgers (2005-06, 2011), Tampa Bay (2006-10) and Cincinnati (2012) ... in 626 big league games, is a .245 hitter (493-for-2,011) with 93 doubles, 41 home runs and 209 RBI.

CAREER AWARDS

A.L. All-Star Team
2008

- Ⓢ Reached the 2008 World Series with Tampa Bay ... was a member of the 2012 N.L. Central Division Champion Cincinnati squad.
- Ⓢ In 2008 at 24 years old, became the youngest starting catcher on an A.L. pennant winner since Baltimore's Andy Etchebarren (23 in 1966).
- Ⓢ Has averaged one extra-base hit per 11.3 at bats vs. left-handed pitching in his big league career.
- Ⓢ Has thrown out 25.7-percent of baserunners looking to steal in his career (112-for-435), the 11th-best percentage of any catcher in the big leagues starting in 2004 (min. 500 games).
- Ⓢ Was an American League All-Star in 2008 with Tampa Bay ... was an International League mid-season All-Star selection with Triple-A Louisville in 2012, and a Pacific Coast League mid-season All-Star selection with Triple-A Las Vegas in 2005.
- Ⓢ In 2006, became the first catcher in major league history to start and finish a triple play (2-6-2 with SS Ben Zobrist).
- Ⓢ With his wife, Sherley, established the Dioner Navarro Family Foundation in 2009, which includes as one of its main beneficiaries St. Joseph's Hospital in Tampa, Fla.
 - ◆ In 2003, Sherley suffered a brain aneurysm and was given a slim chance to live, but recovered fully at St. Joseph's ... since then, has worn uniform number 30 in recognition of September 30, 2003, the day the doctors said Sherley was expected to pass away.
- Ⓢ Is a natural right-handed batter, but started switch-hitting at age 13.

Navarro: 2012 Season

After signing a minor league deal with the Reds, January 16, Dioner split the campaign between Triple-A Louisville and Cincinnati, appearing in 24 games (16 starts) during two stints with the big league club.

- Ⓢ Posted a .290 batting average (20-for-69) with three doubles, a triple, two homers, 12 RBI and a .755 OPS in 24 games with Cincinnati ... batted .327 (16-for-49) vs. right-handed pitching.
- Ⓢ Made four appearances (two starts) with the Reds, August 4-8, while Devin Mesoraco was on the seven-day concussion disabled list ... was promoted again, August 21, when Mesoraco began a two-day suspension, and made 20 appearances (14 starts) the rest of the season.
- Ⓢ In his last 19 big league games of the season, hit .322 (19-for-59) with three doubles, a triple, a homer and nine RBI.
- Ⓢ In Cincinnati's 2-1 victory, September 27 vs. Milwaukee, became the first Reds player to produce a game-ending triple (off John Axford) since Reggie Sanders accomplished the feat September 7, 1993 vs. St. Louis.
- Ⓢ Made two appearances in the N.L. Division Series vs. San Francisco, including a start behind the plate in Game Four ... batted .250 (1-for-4) with a walk.
- Ⓢ Named an International League All-Star.
- Ⓢ Batted .319 (66-for-207) with Louisville ... has 12 doubles, five home runs, 32 RBI and an .832 OPS in 62 games, earning International League mid-season All-Star honors.
- Ⓢ Twice landed on Louisville's disabled list, April 29-May 7, with kidney stones, and July 16-25 with a strained left hamstring.

Navarro: Career Review

2011: After signing a one-year major league deal with the Dodgers, December 14, 2010, began the season on the disabled list with a strained right oblique suffered during Spring Training ... missed 23 games before he was activated, April 25.

- Ⓢ Posted a .193 batting average (34-for-176) with five homers and 17 RBI in 64 games with the Dodgers.
- Ⓢ Led all major league catchers with five pickoffs.
- Ⓢ Was designated for assignment, August 23, and released, August 30.

2010: Made his fourth Opening Day start for Tampa Bay and hit .194 (24-for-124) with a home run and seven RBI in 48 games ... split the season between Tampa Bay and Triple-A Durham.

- Ⓢ Was optioned to Triple-A Durham June 25, batting .284 (40-for-141) with two homers and 21 RBI in 43 games for the Bulls ... was recalled by the Rays in September.

Navarro: Career Review (Continued)

2009: Posted a .218 batting average (82-for-376), eight homers and 32 RBI in 115 games with Tampa Bay.

- © Hit .279 (39-for-140) vs. left-handed pitchers, fourth-best among all major league catchers.
- © Tied for second with the Angels Jeff Mathis among all big league catchers with eight sacrifice bunts (Detroit's Gerald Laird, 10).

2008: Selected to the American League All-Star team with Tampa Bay (the club's first-ever All-Star catcher), and led the A.L. pennant winners with a .295 batting average (126-for-427), placing second in the majors among catchers to Minnesota's Joe Mauer (.330).

- © Set career highs with 120 games, 27 doubles and 54 RBI, while his seven home runs were two shy of his 2007 career best (nine).
- © Caught 8.0 innings and singled in the 15th frame to contribute to the American League's game-winning rally at Yankee Stadium in the Mid-Summer Classic ... also threw out Cristian Guzman attempting to steal.
- © At 24 years old, was the youngest starting catcher on an A.L. pennant winner since Baltimore's Andy Etchebarren (23 in 1966).
- © His 13th-inning grand slam off Shawn Camp, May 8 at Toronto, was Tampa Bay's first-ever slam in extra frames ... the 8-3 victory started the Rays on a 38-17 tear.
- © Caught every inning of the Rays playoff run and led the club with a .293 postseason batting average (17-for-58).
- © Began the season on the 15-day D.L. with lacerations on the middle and ring fingers on his right hand ... activated, April 22.

2007: Batted .227 (88-for-388) with 19 doubles, nine homers and 44 RBI in 119 games with Tampa Bay, his first full campaign with the Rays.

2006: Began the season as the Dodgers primary catcher, starting 23 of their first 29 games before he was traded to Tampa Bay along with RHP Jae Seo and a player to be named (OF Justin Ruggiano), June 27, for C Toby Hall, LHP Mark Hendrickson and cash.

- © Combined to bat .254 (68-for-268) with six homers and 28 RBI in 81 games between the Dodgers and Tampa Bay.
- © Tied a Tampa Bay franchise record by throwing out three potential base stealers, July 16 vs. the Angels.

2005: Acquired by the Dodgers along with RHP Dan Muegge, RHP Beltran Perez and RHP William Juarez, January 11, for OF Shawn Green and cash ... split the season between Triple-A Las Vegas and the major league club.

- © Hit .273 (48-for-176) with nine doubles, three homers and 14 RBI in 50 contests with the Dodgers.
- © Recorded his first career major league homer, August 12 vs. the Mets, a solo, walk-off shot off Braden Looper in the 10th inning.
- © Was a Pacific Coast League mid-season All-Star selection with Las Vegas.

2004: Split most of the season between Double-A Trenton and Triple-A Columbus, before hitting .429 (3-for-7) with two runs scored and a RBI in five September games in his first career big league action with the Yankees.

- © At age 20, made his major league debut as a defensive replacement, September 7 vs. Tampa Bay ... at the time of his debut, was the third-youngest player in the majors behind B.J. Upton and Andres Blanco.
- © Recorded his first-career hit, September 13 at Kansas City, a single off Chris George.

2003: Split the campaign between Single-A Tampa and Double-A Trenton, combining to hit .321 (130-for-405) with 31 doubles, four triples, seven homers and 65 RBI in 110 contests.

2002: Spent a majority of the season with Single-A Greensboro, batting .238 (78-for-328) with eight homers and 36 RBI in 92 games ... appeared in one game with Single-A Tampa, going 1-for-2 with a run scored.

2001: After signing with the Yankees as a non-drafted free agent August 21, 2000, batted .280 (40-for-143) with 10 doubles, two homers and 22 RBI in 43 games with the Gulf Coast League Yankees in his first professional season.

DIONER NAVARRO'S CAREER HIGHS

GRAND SLAMS: 2 – 5/8/08 @ Toronto (Shawn Camp), 7/20/07 at New York (A.L.) (Edwar Ramirez)
MOST RUNS SCORED: 3 (five times), most recently 6/9/08 @ Los Angeles (A.L.)
MOST HITS: 4 (four times), most recently 5/22/09 @ Florida

MOST DOUBLES: 2 – 6/9/08 @ Los Angeles (A.L.)
MOST RBI: 4 (four times), most recently 6/9/08 @ Los Angeles (A.L.)
MOST WALKS: 3 (three times), most recently 8/12/11 vs. Houston
LONGEST HITTING STREAK: 8 games – 8/18-28/05

Navarro: Career Statistics and Transactions

YEAR	TEAM	AVG	G	AB	R	H	2B	3B	HR	RBI	SH	SF	HP	BB	SO	SB-CS	E	OBP	SLG
2001	GCL Yankees-R	.280	43	143	27	40	10	1	2	22	1	5	0	17	23	6-0	3	.345	.406
2002	Greensboro-A	.238	92	328	41	78	12	2	8	36	0	2	5	39	61	1-2	8	.326	.360
	Tampa-A	.500	1	2	1	1	0	0	0	0	0	0	0	0	0	0-0	0	.500	.500
2003	Tampa-A	.299	52	197	28	59	16	4	3	28	1	2	4	17	27	1-0	3	.364	.467
	Trenton-AA	.341	58	208	28	71	15	0	4	37	1	5	1	18	26	2-3	4	.388	.471
2004	Trenton-AA	.271	70	255	32	69	14	1	3	29	1	2	1	33	44	1-0	7	.354	.369
	Columbus-AAA	.250	40	136	18	34	8	2	1	16	0	4	1	14	17	1-0	2	.316	.360
	New York (A.L.)	.429	5	7	2	3	0	0	0	1	0	0	0	0	0	0-0	0	.429	.429
2005	Las Vegas-AAA	.266	75	241	31	64	12	0	6	29	2	3	2	38	24	2-2	1	.366	.390
	Los Angeles (N.L.)	.273	50	176	21	48	9	0	3	14	1	0	2	20	21	0-0	2	.354	.375
2006	Los Angeles (N.L.)	.280	25	75	5	21	2	0	2	8	0	0	0	11	18	1-0	1	.372	.387
	Las Vegas-AAA#	.175	11	40	3	7	2	0	0	2	0	0	0	3	7	1-0	0	.233	.225
	Tampa Bay	.244	56	193	23	47	7	0	4	20	1	1	1	20	33	1-1	7	.316	.342
2007	Tampa Bay	.227	119	388	46	88	19	2	9	44	7	5	1	33	67	3-1	14	.286	.356
2008	Vero Beach-A#	.400	4	10	4	4	1	0	1	4	0	0	2	6	1	1-0	0	.667	.800
	Tampa Bay	.295	120	427	43	126	27	0	7	54	3	3	3	34	49	0-4	5	.349	.407
2009	Tampa Bay	.218	115	376	38	82	15	0	8	32	8	3	5	18	51	5-2	5	.261	.322
2010	Tampa Bay	.194	48	124	11	24	5	0	1	7	5	0	1	12	20	0-1	4	.270	.258
	Durham-AAA	.284	43	141	19	40	9	0	2	21	1	2	2	23	25	3-0	0	.387	.390
2011	Los Angeles (N.L.)	.193	64	176	13	34	6	1	5	17	3	2	1	20	35	0-0	7	.276	.324
	Chattanooga-AA#	.143	5	14	0	2	0	0	0	1	0	0	0	3	1	2-0	1	.294	.143
2012	Louisville-AAA	.319	62	207	24	66	12	0	5	32	2	6	2	23	24	0-0	3	.382	.449
	Cincinnati	.290	24	69	6	20	3	1	2	12	1	1	0	2	12	0-0	1	.306	.449
MAJOR LEAGUE TOTALS		.245	626	2011	208	493	93	4	41	209	29	15	14	170	306	10-9	46	.306	.357
AMERICAN LEAGUE TOTALS		.244	463	1515	163	370	73	2	29	158	24	12	11	117	220	9-9	35	.301	.352
NATIONAL LEAGUE TOTALS		.248	163	496	45	123	20	2	12	51	5	3	3	53	86	1-0	11	.323	.369
MINOR LEAGUE TOTALS		.278	556	1922	256	535	111	10	35	257	9	31	20	234	280	21-7	32	.357	.401

#Injury Rehabilitation Assignment

PCT	G	PO	A	E	TC	DP	PB	2012/CAREER	PCT	G	PO	A	E	TC	DP	PB
.993	21	131	9	1	141	0	1	Catcher	.989	595	4031	291	46	4368	39	30

CAUGHT STEALING: 2012 – 1-for-6 (.167) ... Career – 112-for-435 (.257)

DIVISION SERIES STATISTICS

YEAR	TEAM/OPP	AVG	G	AB	R	H	2B	3B	HR	RBI	SH	SF	HP	BB	SO	SB-CS	E	OBP	SLG
2008	TB vs. CHI (A.L.)	.400	4	15	1	6	3	0	0	3	0	0	0	1	2	0-0	0	.438	.600
2012	CIN VS. SF	.250	2	4	0	1	0	0	0	0	0	0	0	1	2	0-0	0	.400	.250
DIVISION SERIES TOTALS		.368	6	19	1	7	3	0	0	3	0	0	0	2	4	0-0	0	.429	.526

LEAGUE CHAMPIONSHIP SERIES STATISTICS

YEAR	TEAM/OPP	AVG	G	AB	R	H	2B	3B	HR	RBI	SH	SF	HP	BB	SO	SB-CS	E	OBP	SLG
2008	TB vs. BOS	.192	7	26	1	5	0	0	0	2	0	0	0	2	4	0-1	0	.250	.192

WORLD SERIES STATISTICS

YEAR	TEAM/OPP	AVG	G	AB	R	H	2B	3B	HR	RBI	SH	SF	HP	BB	SO	SB-CS	E	OBP	SLG
2008	TB vs. PHI	.353	5	17	2	6	1	0	0	0	0	0	0	1	5	0-0	1	.389	.412

ALL-STAR GAME STATISTICS

YEAR	TEAM/SITE	AVG	G	AB	R	H	2B	3B	HR	RBI	SH	SF	HP	BB	SO	SB-CS	E	OBP	SLG
2008	A.L./NYY	.250	1	4	0	1	0	0	0	0	0	0	0	1	2	0-0	1	.400	.250

DIONER NAVARRO'S CAREER TRANSACTIONS

2000 – Signed with New York (A.L.) as a non-drafted free agent 8/21 (scouts: Carlos Rios, Ricardo Finol and Hector Rincones)
2005 – Acquired by Arizona with RHP Javier Vazquez, LHP Brad Halsey and cash 1/11 for LHP Randy Johnson
2005 – Acquired by the Dodgers with RHP Dan Muegge, RHP Beltran Perez and RHP William Juarez 1/11 for OF Shawn Green and cash
2006 – On disabled list 5/5-6/15 ... bruised right wrist ... included injury rehab assignment to Las Vegas (6/9-15)
2006 – Acquired by Tampa Bay with RHP Jae Seo and a player to be named (OF Justin Ruggiano) 6/27 for C Toby Hall, LHP Mark Hendrickson and cash
2008 – On disabled list 4/5-22 ... lacerations on the middle and ring fingers of right hand ... included injury rehab assignment to Vero Beach (4/18-22)
2010 – Declared free agency 12/2 ... signed a one-year major league contract with Los Angeles (N.L.) 12/14
2011 – On disabled list 3/22-4/25 ... strained right oblique ... included injury rehab assignment to Chattanooga (4/20-25)
2011 – Granted unconditional release 8/30 ... signed a minor league contract with Cincinnati 1/16/12
2012 – Elected free agency 10/29 ... signed a one-year major league contract with Cubs 11/15

75 Brad Nelson – INF



BATS: Left **THROWS:** Right **HEIGHT:** 6-2 **WEIGHT:** 255 **MLS:** 0+67
FULL NAME: John Bradley Nelson
OPENING DAY AGE: 30
BORN: 12/23/82 in Algona, IA
RESIDES: North Liberty, IA
FAMILY: Married – Jill
CONTRACT STATUS: Signed through 2013
SIGNED BY: Harvey Kuenn, Jr. (Milwaukee)
HOW ACQUIRED: Signed a minor league contract with Cubs 12/11/12



Non-Roster Invitee

Nelson: Facts and Information

Brad begins his first season with Chicago after signing a minor league deal with an invite to major league Spring Training ... owns a .269 batting average (1,307-for-4,853) with 312 doubles, 181 home runs and 793 RBI in 1,328 minor league games covering 12 seasons with the Milwaukee (2001-08), Seattle (2009-10) and Texas (2011-12) organizations.

- Ⓢ Played 28 major league games with Milwaukee spanning the 2008-09 seasons ... hit .071 (2-for-28) with two doubles and three walks.
- Ⓢ Has four-career 20 homer seasons in the minors (2002, 2007, 2011 and 2012).
- Ⓢ Hit 24 home runs in both 2011 and 2012 with Triple-A Round Rock in Texas' chain.
- Ⓢ Was named Milwaukee's 2002 Minor League of the Player after batting .289 (150-for-519) with 20 home runs and 116 RBI in 132 games.
- Ⓢ Entered the 2003 campaign as the top prospect in Milwaukee's organization according to *Baseball America*.
- Ⓢ Drafted by Milwaukee in the fourth round of the 2001 MLB draft after graduating from Bishop Garrigan (Iowa) High School.

Nelson: 2012 Season

In his second season with Triple-A Round Rock, Brad batted .279 (140-for-502) with 31 doubles, a career-high tying 24 home runs and 81 RBI in 132 games.

- Ⓢ Led Round Rock in doubles, home runs, RBI and total bases (245).
- Ⓢ Was second in the Pacific Coast League in total bases, fourth with 56 extra-base hits and fifth with 70 walks.
- Ⓢ Recorded his first career back-to-back 20-plus homer campaign (24 in 2011).
- Ⓢ Registered a season-high 11-game hitting streak, April 23-May 4 ... hit .413 (19-for-46) with three doubles, a home run and six RBI.
- Ⓢ Went 3-for-6 with a home run and a season-high six RBI, May 27 at Nashville.
- Ⓢ Produced 12 RBI during a five-game stretch, May 25-29.
- Ⓢ Logged a .305 batting average (106-for-348) with 20 home runs and 64 RBI against right-handed pitchers compared to a .221 mark (34-for-154) against southpaws.
- Ⓢ Hit .296 (32-for-108) with eight doubles, six home runs and 18 RBI in 27 May games.

Nelson: Career Review

2011: After signing a minor league contract with Texas in the offseason, Brad went on to hit .281 (130-for-463) with 28 doubles, 24 home runs and 83 RBI in 121 contests with Triple-A Round Rock.

- Ⓢ Ranked among team leaders in RBI (second), walks (second, 60), home runs (tied for second) and doubles (fourth).
- Ⓢ His 83 RBI were the most since recording 116 in 2002.
- Ⓢ Recorded a season-best 12 game hitting streak, August 4-19 ... batted .468 (22-for-47) with 15 runs, five doubles, five home runs and 16 RBI.
- Ⓢ Named Pacific Coast League Player of the Week for August 15-21.
- Ⓢ Logged a .330 batting average (33-for-100) with six home runs and 23 RBI in 26 August contests.
- Ⓢ Hit .304 (58-for-191) in the second half of the season compared to a .265 clip (72-for-272) in the first half.

2010: Spent the entire campaign with Triple-A Tacoma, batting .259 (106-for-409) with 26 doubles, 17 home runs and 60 RBI in 114 games ... was his second and final season in Seattle's farm system.

- Ⓢ Logged a .286 batting average (85-for-297) against right-handed pitchers compared to a .188 average (21-for-112) against southpaws.
- Ⓢ Recorded his lone multi-home run game of the campaign, August 29 vs. Portland.
- Ⓢ Placed on Tacoma's seven-day disabled list from April 15-26 due to a right calf strain.

2009: Began the season on Milwaukee's Opening Day roster, but was outrighted on May 13 then elected free agency, May 15 ... signed a minor league contract with Seattle's Triple-A Tacoma club, May 21.

- Ⓢ Appeared in 19 games with Milwaukee to start the season, going 0-for-21 with two walks and nine strikeouts.
- Ⓢ With Tacoma, produced a .247 batting average (68-for-275) with nine doubles, 15 home runs and 45 RBI in 78 games.
- Ⓢ Recorded a RBI in five of his first six games with Tacoma (eight total RBI).
- Ⓢ Twice recorded a home run in three-straight contests, July 2-4 and July 24-26.
- Ⓢ Hit .317 (19-for-60) with seven home runs and 12 RBI in 20 July games.

Nelson: Career Review (Continued)

2008: Brad began the season at Triple-A Nashville before making his major league debut as a September call-up with the Brewers ... batted .286 (2-for-7) with two doubles and one walk in nine big league games.

- © Made his major league debut, September 1 vs. New York (N.L.), going 0-for-1 as a pinch-hitter.
- © Recorded his first career big league hit the next night, September 2 vs. New York (N.L.), ripping a pinch-hit double off Luis Ayala.
- © Owned a .286 batting average (136-for-475) with 36 doubles, 18 home runs and 78 RBI in 132 games with Triple-A Nashville.
- © Led Nashville in runs (78), hits (136), doubles (36), RBI (78) and walks (73).

2007: In 116 games with Triple-A Nashville, Brad hit .263 (108-for-411) with 23 doubles, 20 home runs and 65 RBI while drawing 31 free passes.

- © Recorded an eight-game hitting streak, April 12-20, after starting the year hitless in his first five contests ... batted .452 (14-for-31) with three home runs and seven RBI during the run.
- © Clubbed a home run in three-straight contests, April 18-20.
- © Registered two multi-homer games: June 29 at Albuquerque and August 7 at Tacoma.
- © Batted .324 (34-for-105) with seven home runs and 48 RBI with runners in scoring position.

2006: Split the season between Double-A Huntsville and Triple-A Nashville, batting .248 (98-for-395) with 24 doubles, nine home runs and 56 RBI in 120 games.

- © Began the campaign at Nashville, hitting .215 (28-for-130) in 40 games before being sent to Huntsville at the end of May.
- © Batted .264 (70-for-265) with six home runs and 39 RBI in 80 games with the Huntsville Stars.
- © Recorded his lone multi-homer game of the year, August 26 vs. Mississippi.
- © Logged a .327 batting average (35-for-107) at home compared to a .222 mark (35-for-158) on the road while with the Stars.

2005: Reaching the Triple-A level for the first time in his career, Brad batted .270 (132-for-489) with 24 doubles, three triples, 13 home runs and 77 RBI in 136 games between Double-A Huntsville and Triple-A Nashville.

- © Entered the season ranked as the eighth-best prospect in the Brewers organization according to **Baseball America**.

2004: Appearing in a career-high 137 games, Brad recorded 31 doubles, 19 home runs and 77 RBI while hitting .254 (127-for-500) with Double-A Huntsville ... led all Southern League outfielders with 17 assists.

- © His 19 homers and 77 RBI ranked second among Brewers minor leaguers, trailing only Prince Fielder.
- © Named to the Southern League's mid-season and postseason All-Star teams.
- © Won the Southern League home run derby.
- © Entered the season ranked as Milwaukee's fifth-best prospect by **Baseball America**.

2003: Split the year between Single-A High Desert and Double-A Huntsville, batting .265 (82-for-310) with 21 doubles, two home runs and 32 RBI in 80 games.

- © Tabbed as the Brewers top prospect entering the 2003 campaign by **Baseball America**.
- © Placed on Single-A High Desert's seven-day D.L., April 18-June 14, with a broken right hamate bone.
- © Played for Peoria in the Arizona Fall League.

2002: Brad was honored as the Brewers Minor League Player of the Year in just his second professional season ... batted .289 (150-for-519) with 94 runs, 49 doubles, 20 home runs and 116 RBI in 132 games with Single-A Beloit and Single-A High Desert.

2001: In his first professional baseball season, Brad batted .286 (30-for-105) with 10 doubles and 23 RBI in 30 games with the Arizona League Brewers and Rookie League Ogden.

Nelson: Career Statistics and Transactions

YEAR	TEAM	AVG	G	AB	R	H	2B	3B	HR	RBI	SH	SF	HP	BB	SO	SB-CS	E	OBP	SLG
2001	AZL Brewers-R	.302	17	63	10	19	6	1	0	13	1	1	2	8	18	0-0	4	.392	.429
	Ogden-R	.262	13	42	5	11	4	0	0	10	0	2	0	3	9	0-0	1	.298	.357
2002	Beloit-A	.297	106	417	70	124	38	2	17	99	0	4	4	34	86	4-1	11	.353	.520
	High Desert-A	.255	26	102	24	26	11	0	3	17	0	0	0	12	28	0-0	3	.333	.451
2003	High Desert-A	.311	41	167	23	52	9	1	1	18	0	1	2	12	22	2-2	3	.363	.395
	Huntsville-AA	.210	39	143	15	30	12	0	1	14	0	1	2	11	34	2-2	2	.274	.315
2004	Huntsville-AA	.254	137	500	61	127	31	1	19	77	0	6	5	47	146	11-10	5	.321	.434
2005	Huntsville-AA	.293	55	208	27	61	8	1	6	38	0	3	1	26	42	1-2	3	.370	.428
	Nashville-AAA	.253	81	281	50	71	16	2	7	39	2	1	2	45	74	4-5	4	.359	.399
2006	Nashville-AAA	.215	40	130	22	28	10	0	3	17	0	2	2	18	36	4-3	0	.316	.362
	Huntsville-AA	.264	80	265	47	70	14	1	6	39	0	4	0	63	62	6-3	3	.401	.392
2007	Nashville-AAA	.263	116	411	54	108	23	1	20	65	0	1	2	31	98	9-6	4	.317	.470
2008	Nashville-AAA	.286	132	475	78	136	36	1	18	78	0	4	1	73	77	13-8	8	.380	.480
	Milwaukee	.286	9	7	0	2	2	0	0	0	0	0	0	1	0	0-0	0	.375	.571
2009	Milwaukee	.000	19	21	0	0	0	0	0	0	0	0	0	2	9	0-0	0	.087	.000
	Tacoma-AAA	.247	78	275	35	68	9	1	15	45	0	1	1	30	56	0-0	2	.322	.451
2010	Tacoma-AAA	.259	114	409	59	106	26	0	17	60	0	7	2	61	78	2-2	3	.353	.447
2011	Round Rock-AAA	.281	121	463	83	130	28	1	24	83	0	8	2	60	101	3-1	4	.360	.501
2012	Round Rock-AAA	.279	132	502	85	140	31	1	24	81	0	6	1	70	123	2-1	2	.364	.488
MAJOR LEAGUE TOTALS		.071	28	28	0	2	2	0	0	0	0	0	0	3	9	0-0	0	.161	.143
MINOR LEAGUE TOTALS		.269	1328	4853	748	1307	312	14	181	793	3	52	29	604	1090	63-46	62	.350	.451

M.L. CAREER	PCT	G	PO	A	E	TC	DP
First Base	1.000	2	1	0	0	1	0
Left Field	1.000	1	3	0	0	3	0
Right Field	1.000	1	1	0	0	1	0
M.L. TOTALS	1.000		5	0	0	5	0

BRAD NELSON'S CAREER TRANSACTIONS

2001 – Selected by Milwaukee in the fourth round of draft (scout: Harvey Kuenn, Jr.)
 2009 – Elected free agency 5/15
 2009 – Signed a minor league contract with Seattle 5/21
 2009 – Declared a minor league free agent 11/9
 2010 – Signed a minor league contract with Seattle 1/13
 2010 – Declared a minor league free agent 11/6
 2011 – Signed a minor league contract with Texas 1/4
 2011 – Declared a minor league free agent 11/2
 2012 – Signed a minor league contract with Texas 1/10
 2012 – Declared a minor league free agent 11/2
 2012 – Signed a minor league contract with Cubs 12/11

SWEET 16

On May 31, 2003, vs. Houston, the Cubs won a 16-inning 1-0 contest. It was the first time the Cubs won a 1-0 game which had extended past the 12th inning since September 21, 1901 – a 17-inning 1-0 victory over the Boston Braves. It also was the longest 0-0 contest in Wrigley Field history.

CANADIAN-BORN CUBS


The Cubs have had 19 Canadian-born players appear in at least one regular season game for the club:

Bob Addy (1876)	Fergie Jenkins (1966-73, 1982-83)
Vince Barton (1931-32)	Mel Kerr (1925)
Buck Congalton (1902)	Larry McLean (1903)
Ken Crosby (1975-76)	Doc Miller (1910)
Clarence Currie (1903)	John O'Brien (1893)
Tom Daly (1918-21)	Newt Randall (1907)
Fred Demarais (1890)	Matt Stairs (2001)
Ryan Dempster (2004-12)	John Upham (1967-68)
Rich Harden (2008-09)	Steve Wilson (1989-91)
Alex Hardy (1902-03)	

50 Blake Parker – RHP



BATS: Right **THROWS:** Right **HEIGHT:** 6-3 **WEIGHT:** 225 **MLS:** 0+140
FULL NAME: Richard Blake Parker
OPENING DAY AGE: 27, turns 28 on June 19
BORN: 6/19/85 in Fayetteville, AR
RESIDES: Fayetteville, AR
FAMILY: Single
CONTRACT STATUS: Signed through 2013
SIGNED BY: Brian Milner
HOW ACQUIRED: Selected by Cubs in 16th round of 2006 draft



Non-Roster Invitee

Parker: Facts and Information

Blake begins his seventh pro season with Chicago after he was selected in the 16th round of the 2006 draft ... made his big league debut with Chicago last season, but his campaign was cut short due to an injured right elbow.

- © Selected to the major league roster, May 17, 2012 ... outrighted on October 17 and elected free agency, November 2 ... signed a minor league deal with Chicago, November 7.
- © Has been a non-roster invitee to major league Spring Training in 2010, 2012 and 2013.
- © Owns a 14-16 career minor league record with 59 saves and a 3.03 ERA (110 ER/326.2 IP) in 241 games pitched exclusively in relief.
- © Has struck out 345 hitters in 326.2 innings, good for a rate of 9.51 strikeouts per 9.0 innings ... has walked 155.
- © Selected as a Midwest League All-Star in 2008.
- © Attended the University of Arkansas at Fayetteville.

Parker: 2012 Season

Blake made his major league debut, but his season was cut short due to an injured elbow ... began the year at Triple-A Iowa, and was promoted to the Cubs, May 17 — made seven relief appearances ... twice landed on the 60-day disabled list: June 6-August 28 with a right elbow stress reaction and September 7-October 26 with a bone contusion in his right elbow.

- © Had no record and a 6.00 ERA (4 ER/6.0 IP) in his seven outings with Chicago ... stranded all four inherited runners.
- © Posted a 1.59 ERA (1 ER/5.0 IP) in his first six relief appearances prior to allowing three earned runs in 0.1 innings pitched, September 5 in Washington.
- © Made his major league debut, May 17 vs. the Phillies ... allowed three unearned runs in 1.2 innings pitched out of the bullpen.
- © Broke camp with Triple-A Iowa, and went 1-0 with five saves and a 2.08 ERA (3 ER/13.0 IP) in 13 appearances prior to his promotion to Chicago.
- © Along with an eight-game injury rehabilitation appearance with Iowa from August 6-28, finished 1-1 with six saves and a 3.42 ERA (9 ER/23.2 IP) in 21 games for the I-Cubs.
- © Limited right-handed hitters to a .143 batting average (7-for-49) while at Triple-A.
- © Recorded a 0.79 ERA (1 ER/11.1 IP) in his first 11 relief appearances for the I-Cubs, April 7-May 8.

Parker: Career Review

2011: Blake combined to post a 4-5 record with seven saves and a 3.23 ERA (27 ER/75.1 IP) in 53 games between Double-A Tennessee and Triple-A Iowa ... the 75.1 innings pitched were a career high, surpassing the 71.2 he tossed in 2008.

- © His 53 relief appearances were just two shy of his career mark, set in 2009.
- © Began the campaign with Tennessee, posting a 4.13 ERA (11 ER/24.0 IP) in 16 games ... however, allowed seven of his 11 earned runs in one game - he pitched to a 1.64 ERA (4 ER/22.0 IP) in his 15 other outings.
- © Started the year with a 1.62 ERA (3 ER/16.2) in nine April games.
- © Promoted to Iowa, May 18, and went on to go 3-3 with four saves and a 2.81 ERA (16 ER/51.1 IP) in 37 games for the I-Cubs.
- © Held left-handed hitters to a .154 batting average (12-for-78) at the Triple-A level ... right-handed batters posted a .236 average (25-for-106).
- © In nine August contests, pitched to a 1.38 ERA (2 ER/13.0 IP) with four saves ... struck out 19 in 13.0 frames.
- © Twice spun a season-high 3.0 innings of work.

2010: Began the season with Triple-A Iowa and was transferred to Double-A Tennessee, July 30 ... all told, went 1-5 with seven saves and a 4.21 ERA (31 ER/66.1 IP) in 48 games out of the bullpen.

- © Started the year with Iowa, and had a 1.04 ERA (2 ER/17.1 IP) in his first 13 games through May 20 ... posted a 6.75 ERA (24 ER/32.0 IP) in his final 22 outings for the I-Cubs.
- © Crafted a 2.65 ERA (5 ER/17.0 IP) in 13 games for the Smokies, picking up five saves in five chances.
- © Limited Double-A batters to a .183 batting average (11-for-60), walking just six while striking out 25 in 17.0 innings.
- © Allowed just three hits in 18 opponent at-bats with runners in scoring position (.167).
- © Stranded all seven of his inherited runners while with Tennessee.

Parker: Career Review (Continued)

2009: Split time between Double-A Tennessee and Triple-A Iowa, going a combined 2-3 with 25 saves and a 2.70 ERA (19 ER/63.1 IP) in 55 relief appearances.

- © Opened the season at Tennessee, posting a 1.46 ERA (2 ER/12.1 IP) with no record and three saves in his first 10 appearances ... fanned 19, while issuing just eight free passes ... went 3-for-3 in save opportunities.
- © Held the opponent scoreless in nine of his 10 outings with the Smokies.
- © Was promoted to Triple-A Iowa, May 11, where he spent the rest of the season ... compiled a 2-3 mark with 22 saves and a 3.00 ERA (17 ER/51.0 IP) in 45 relief outings.
- © Allowed just three homers in 51.0 innings of work, striking out 58 compared to 27 walks.
- © Led the I-Cubs, and ranked fifth in the Pacific Coast League, in saves ... the 22 saves tied for second-most among Iowa's single-season leaders with Marc Pisciotta in 1997.
- © Right-handed batters hit just .160 (16-for-100) with 35 strikeouts against him ... held opponents to a .143 average (6-for-42) with runners in scoring position.

2008: Combined to go 4-2 with a 2.13 ERA (17 ER/71.2 IP) and a .197 batting average against (50-for-254) in 45 games with Single-A Peoria, Triple-A Iowa and Single-A Daytona.

- © Named a Midwest League All-Star.
- © Posted a 3-0 ledger with three saves and a 1.33 ERA (7 ER/47.1 IP) in 23 games with Peoria, April 4-June 24.
- © Saw Triple-A action in just his second professional season, June 27-28, with Iowa ... surrendered two runs on one hit and two walks, while fanning three in 3.0 innings of work (two games).
- © Recorded a 1.47 ERA (3 ER/18.1 IP) in nine June appearances between Peoria and Iowa, including a 0.59 ERA (1 ER/15.1 IP) in seven outings with the Chiefs.
- © Joined the Daytona Cubs, June 30 and remained with the squad for the rest of the campaign ... went 1-2 with nine saves and a 3.38 ERA (8 ER/21.1 IP) in 20 relief appearances.

2007: Began his professional career going 2-0 with a 2.39 ERA (7 ER/26.1 IP) in 19 relief outings between Rookie-League Mesa and Single-A Boise.

Parker: Career Statistics and Transactions

YEAR	TEAM	W-L	ERA	G	GS	CG	SHO	SV	IP	H	R	ER	HR	HB	BB	SO	WP	BK
2007	Mesa-R	1-0	1.80	11	0	0	0	2	15.0	10	6	3	0	1	3	14	3	0
	Boise-A	1-0	3.18	8	0	0	0	0	11.1	15	5	4	0	5	7	10	2	0
2008	Peoria-A	3-0	1.33	23	0	0	0	3	47.1	32	8	7	2	1	18	51	3	1
	Iowa-AAA	0-0	6.00	2	0	0	0	0	3.0	1	2	2	1	0	2	3	0	0
	Daytona-A	1-2	3.38	20	0	0	0	9	21.1	17	8	8	0	1	10	21	0	0
2009	Tennessee-AA	0-0	1.46	10	0	0	0	3	12.1	8	2	2	0	0	8	19	1	0
	Iowa-AAA	2-3	3.00	45	0	0	0	22	51.0	36	20	17	3	3	27	58	3	1
2010	Iowa-AAA	1-4	4.74	35	0	0	0	2	49.1	52	30	26	9	1	28	42	1	0
	Tennessee-AA	0-1	2.65	13	0	0	0	5	17.0	11	5	5	0	0	6	25	0	0
2011	Tennessee-AA	1-2	4.13	16	0	0	0	3	24.0	20	14	11	1	1	13	20	1	0
	Iowa-AAA	3-3	2.81	37	0	0	0	4	51.1	37	16	16	5	2	27	60	2	0
2012	Iowa-AAA#	1-1	3.42	21	0	0	0	6	23.2	16	9	9	3	0	6	22	0	0
	CUBS	0-0	6.00	7	0	0	0	0	6.0	10	7	4	3	0	5	6	0	0
MINOR LEAGUE TOTALS		14-16	3.03	241	0	0	0	59	326.2	255	125	110	24	15	155	345	16	2

#Included Injury Rehabilitation Assignment

SV/OPP: 2012/Career — 0/0 ... HOLDS: 2012/Career — 0 ... IR/IRS: 2012/Career — 4/0

YEAR	AVG	AB	R	H	2B	3B	HR	RBI	SH	SF	HP	BB	SO	SB	CS	PCT	G	PO	A	E	TC	DP
2012/Career	.000	0	0	0	0	0	0	0	0	0	0	0	0	0	0	.000	7	0	0	1	1	0

BLAKE PARKER'S CAREER TRANSACTIONS

2006 — Selected by Cubs in the 16th round of draft (scout: Brian Milner)
 2012 — On disabled list 6/6-8/28 ... right elbow stress reaction ... included injury rehab assignment to Iowa (8/6-28)
 2012 — On disabled list 9/7-10/26 ... bone contusion in right elbow
 2012 — Declared minor league free agency 11/2 ... signed a minor league contract with Cubs 11/7


BLAKE PARKER'S CAREER HIGHS AND LOWS

MOST STRIKEOUTS: 2 — 5/17/12 vs. Philadelphia
MOST HITS ALLOWED: 3 — 9/5/12 @ Washington
MOST RUNS ALLOWED: 3 (twice), most recently 9/5/12 @ Washington
MOST WALKS ALLOWED: 2 — 9/5/12 @ Washington
LONGEST RELIEF APPEARANCE: 1.2 innings — 5/17/12 @ Philadelphia
LONGEST SCORELESS INNINGS STREAK: 2.2 innings — 5/19-6/1/12

63 Zach Putnam – RHP



BATS: Right **THROWS:** Right **HEIGHT:** 6-2 **WEIGHT:** 225 **MLS:** 0+19
FULL NAME: Steven Zachary McGuire Putnam
OPENING DAY AGE: 25, turns 26 on July 3
BORN: 7/3/87 in Rochester, MI
RESIDES: Ann Arbor, MI
FAMILY: Single
CONTRACT STATUS: Signed through 2013
SIGNED BY: Derrick Ross (Cleveland)
HOW ACQUIRED: Claimed off waivers from Colorado 11/2/12



Non-Roster Invitee

Putnam: Facts and Information

Zach begins his first year in the Cubs organization after he was claimed off waivers from Colorado in November of 2012 ... has seen major league action in each of the last two seasons with Cleveland (2011) and Colorado (2012).

- Is 1-1 with a 4.82 ERA (5 ER/9.1 IP) in 10 major league relief outings, including two outings with the Rockies in 2012.
- Has a 19-12 record with 26 saves and a 3.90 ERA (128 ER/295.2 IP) in 171 career minor league games, including 15 starts.
- Has surrendered just 18 home runs in 295.2 minor league innings.
- Traded from Cleveland to Colorado for right-handed pitcher Kevin Slowey, January 20, 2012.
- Selected by Cleveland in the fifth round of the 2008 draft ... was selected by Detroit in the 38th round of the 2005 draft, but did not sign.
- Attended University of Michigan ... earned 2008 Big Ten Pitcher of the Year honors after going 9-0 with a 2.58 ERA (22 ER/76.2 IP) in 12 starts.
- In 2008, he became the first player in conference history to earn two spots on the All-Big Ten team, earning recognition as a pitcher and designated hitter.
- Finished his collegiate career ranked sixth in Michigan history in wins and 10th in strikeouts.
- Led Pioneer High School in Ann Arbor, Mich., to its first ever state title in 2004.
- Ranked by *Baseball America* as the third best high school player in the country his senior year (2005) ... was also ranked as the 50th overall draft prospect in the 2008 MLB Draft.

Putnam: 2012 Season

Spent the majority of the season with Triple-A Colorado Springs, going 3-4 with 12 saves and a 4.15 ERA (28 ER/60.2 IP) in 49 relief appearances ... made two scoreless appearances for the Rockies (2.0 IP) in two stints with the major league club.

- Combined for two scoreless relief outings (2.0 IP) in two brief stints with the Rockies.
- Recalled by Colorado, April 25, as the 26th man for a doubleheader in Pittsburgh ... tossed a scoreless inning in the nightcap, and was optioned following the twinbill.
- Recalled again, June 25, and tossed a scoreless inning the next day vs. the Nationals prior to being optioned back to Colorado Springs.
- Converted 12 of his first 15 save opportunities and struck out 49 with 27 walks in 60.2 innings pitched with Colorado Springs.
- Recorded a 0.96 ERA (1 ER/9.1 IP) in his first seven games through April 30 ... posted a 2.00 ERA (4 ER/18.0 IP) in his final 13 outings from August through the end of the season.
- Pitched to a 3.16 road ERA (11 ER/31.1 IP) in 25 games ... went 3-1 with six saves while fanning 29 and walking 13.
- Did not issue a free pass in 28 of his 49 relief appearances.

Putnam: Career Review

2011: Made his major league debut with Cleveland on September 13 after spending the year at Triple-A Columbus ... posted a 1-1 record with a 6.14 ERA (5 ER/7.1 IP) with nine strikeouts and no walks in eight major league games.

- Selected by the Indians, September 13, and made his big league debut that night in Texas ... allowed two runs in 1.0 inning of work.
- Held major league opponents scoreless in five of eight games.
- Picked up his first career major league win, September 24 vs. Minnesota ... tossed 1.1-scoreless innings of relief in an 8-2 victory.
- Went 6-3 with nine saves and a 3.65 ERA (28 ER/69.0 IP) in 44 relief appearances with Columbus ... struck out 68 while walking 23.
- Recorded two saves in two International League playoff games (2.0 IP).
- Limited left-handed hitters to a .205 (23-for-112) batting average, while holding Triple-A opponents to a .194 (14-for-72) mark with runners in scoring position.
- Baseball America* named him the 10th-best prospect in the Indians organization following the season.

2010: Split the year between Double-A Akron and Triple-A Columbus and was a combined 4-2 with a 3.69 ERA (31 ER/75.2 IP) in 37 games (seven starts) ... on the minor league disabled list, May 29-June 23, with a strained right back.

- Was promoted to Columbus, July 18 ... finished the season by not allowing an earned run in his final 10 appearances (14.1 IP).
- Held the opposition to a .222 (20-for-90) batting average while allowing just two home runs in 24.1 innings with Columbus.
- Did not allow a run in five appearances in the International League playoffs (5.0 IP).

Putnam: Career Review (Continued)

2009: Went 6-2 with a 4.13 ERA (37 ER/80.2 IP) in 38 games (five starts) while spending time at Single-A Kinston and Double-A Akron ... punched out 80 and walked 23, and allowed just three home runs in 80.2 innings.

© Was 1-0 with a 0.00 ERA (0 ER/4.1 IP) in three Eastern League playoff games ... also started five games in the Arizona Fall League.

2008: Made his professional debut and played three games for the Mahoning Valley Scrappers of the Class A Short-Season New York-Penn League ... went 0-1 with a 3.72 ERA (4 ER/9.2 IP) in three starts.

Putnam: Career Statistics and Transactions

YEAR	TEAM	W-L	ERA	G	GS	CG	SHO	SV	IP	H	R	ER	HR	HB	BB	SO	WP	BK
2008	— Mahoning Valley-A	0-1	3.72	3	3	0	0	0	9.2	7	5	4	0	0	5	8	0	0
2009	— Kinston-A	2-0	4.13	5	5	0	0	0	24.0	22	12	11	1	0	5	23	0	0
	— Akron-AA	4-2	4.13	33	0	0	0	2	56.2	59	29	26	2	1	18	57	1	0
2010	— Akron-AA	4-1	3.86	20	7	0	0	3	51.1	38	25	22	2	0	9	41	1	0
	— Columbus-AAA	0-1	3.33	17	0	0	0	0	24.1	20	10	9	2	0	7	24	1	0
2011	— Columbus-AAA	6-3	3.65	44	0	0	0	9	69.0	61	30	28	6	1	23	68	6	0
	— Cleveland	1-1	6.14	8	0	0	0	0	7.1	10	5	5	1	2	0	9	1	0
2012	— Colorado Springs-AAA	3-4	4.15	49	0	0	0	12	60.2	73	35	28	5	1	27	49	5	0
	— Colorado	0-0	0.00	2	0	0	0	0	2.0	3	0	0	0	0	1	0	0	0
MAJOR LEAGUE TOTALS		1-1	4.82	10	0	0	0	0	9.1	13	5	5	1	2	1	9	1	0
MINOR LEAGUE TOTALS		19-12	3.90	171	15	0	0	26	295.2	300	146	128	18	3	94	270	14	0

SV/OPP: 2012 — 0/0 ... Career — 0/1 ... **HOLDS:** 2012 — 0 ... Career — 0 ... **IR/IRS:** 2012 — 0/0 ... Career — 1/0

YEAR	AVG	AB	R	H	2B	3B	HR	RBI	SH	SF	HP	BB	SO	SB	CS	PCT	G	PO	A	E	TC	DP
2012	.000	0	0	0	0	0	0	0	0	0	0	0	0	0	0	—	2	0	0	0	0	0
M.L. TOTALS	.000	0	0	0	0	0	0	0	0	0	0	0	0	0	0	—	10	0	0	0	0	0

ZACH PUTNAM'S CAREER TRANSACTIONS

2008 — Selected by Cleveland in the fifth round of draft (scout: Derrick Ross)
2012 — Traded to Colorado 1/20 for RHP Kevin Slowey
2012 — Claimed off waivers 11/2 from Colorado
2012 — Declared free agency 11/30
2013 — Signed a minor league contract with Cubs 1/11

ZACH PUTNAM'S CAREER HIGHS AND LOWS

MOST STRIKEOUTS: 3 — 9/24/11 vs. Minnesota
MOST HITS ALLOWED: 3 (twice), most recently 9/20/11 vs. Chicago (A.L.)
MOST RUNS ALLOWED: 2 (twice), most recently 9/20/11 vs. Chicago (A.L.)
MOST WALKS ALLOWED: 1 — 6/26/12 vs. Washington
MOST HOMERS ALLOWED: 1 — 9/13/11 vs. Texas
MOST CONSECUTIVE SCORELESS INNINGS: 3.1 innings — 9/22-27/11

INNINGS EATERS

The last time the Cubs had five 200.0-plus inning pitchers was in 1904. Jake Weimer led the staff with 307.0 innings of work, followed by Buttons Briggs (277.0), Carl Lundgren (242.0), Bob Wicker (229.0) and Mordecai Brown (212.1).

PINCH-HITTER DEFINITION

A player shall be considered a pinch-hitter only if he enters the game as a substitute batter and then only on his first time at bat, which must be before he becomes a fielder. If the team bats around and a pinch-hitter comes up a second time in the inning in which he first appeared, he will not be considered a pinch hitter during that second time up.

43 Brooks Raley – LHP



BATS: Left **THROWS:** Left **HEIGHT:** 6-3 **WEIGHT:** 200 **MLS:** 0+13
FULL NAME: Brooks Lee Raley
OPENING DAY AGE: 24, turns 25 on June 29
BORN: 6/29/88 in San Antonio, TX
RESIDES: Uvalde, TX
FAMILY: Single
CONTRACT STATUS: Signed through 2013
SIGNED BY: Trey Forkerway
HOW ACQUIRED: Selected by Cubs in sixth round of 2009 draft



Raley: Facts and Information

Originally selected by Chicago in the sixth round of the 2009 draft, Brooks enters his fourth full season in the organization ... made his major league debut August 7, 2012 in San Diego after pitching for Single-A Daytona in 2010, Double-A Tennessee in 2011 and Tennessee and Triple-A Iowa in 2012.

- Ⓢ In 80 career minor league games (77 starts), is 22-27 with a 3.74 ERA (172 ER/414.0 IP), walking 131 while striking out 280.
- Ⓢ Named the 2012 Cubs Minor League Pitcher of the Month for July after posting a 2.12 ERA (7 ER/29.2 IP) in five starts with Triple-A Iowa ... the 2.12 ERA ranked fourth-lowest among Pacific Coast League pitchers.
- Ⓢ Is the third player from the Cubs 2009 draft class to play in the majors for Chicago, joining first-round selection (31st overall) Brett Jackson and second round pick, D.J. LeMahieu ... fourth round selection Chris Rusin joined Raley on the major league club in 2012.
- Ⓢ Pitched for Texas A&M University and as a sophomore in 2009 went 7-3 with a 3.76 ERA while batting .304 with a homer and 26 RBI in 58 games.
 - ♦ Was eligible for the 2009 draft as a sophomore since he turned 21 the June after his sophomore season.
- Ⓢ Has an older brother, Russell, that pitched at the University of Oklahoma from 2003-06 and was in the Yankees system, reaching Double-A Trenton in 2007 ... also has a younger brother, Cory, who was selected by Cleveland in the 33rd round of the 2012 draft, but has opted to attend Texas A&M.

Raley: 2012 Season

Brooks made the jump from Double-A to the majors in his fourth professional season with the organization ... made five starts for the Cubs after combining to go 6-10 with a 3.58 ERA (52 ER/130.2 IP) in 22 starts between Double-A Tennessee and Triple-A Iowa.

- Ⓢ Made five starts in three stints for the Cubs after he was first selected from Iowa, August 7 ... went 1-2 with an 8.14 ERA (22 ER/24.1 IP), walking 11 and striking out 16.
- Ⓢ Made his major league debut, August 7 in San Diego, getting the start ... allowed seven runs in 4.0 innings.
- Ⓢ Recorded his first-career victory in the nightcap of a split doubleheader, August 18 in Cincinnati ... tossed 5.1 innings and surrendered four runs (three earned) in the 9-7 win.
 - ♦ Collected his first career big league hit, a second-inning single off Todd Redmond.
- Ⓢ Reached 155.0 innings pitched between the minors and majors in his final start of the year, August 30 vs. the Brewers.
- Ⓢ Named the Cubs Minor League Pitcher of the Month for July, posting a 2.12 ERA (7 ER/29.2 IP) in five starts for Iowa ... the 2.12 ERA ranked fourth-lowest among Pacific Coast League pitchers.
- Ⓢ At the time of his promotion to Chicago, his 98 strikeouts ranked second-most in the Cubs farm system (Single-A Peoria's Michael Jensen had 102).
- Ⓢ Opened the season with Tennessee, going 2-2 with a 3.51 ERA (19 ER/48.2 IP) ... allowed two or fewer runs in six of his eight starts.
- Ⓢ Made his Triple-A debut, May 23, and proceeded to go 4-8 with a 3.62 ERA (33 ER/82.0 IP) for the I-Cubs.
- Ⓢ Spun a 1.66 ERA (9 ER/48.2 IP) in eight starts for Iowa, June 20-July 28.
- Ⓢ Recorded his first professional complete game shutout, June 9, in a 1-0, 7.0-inning victory vs. Nashville ... allowed six hits and walked none while striking out six.
- Ⓢ Combined to bat .238 (5-for-21) with a double and a RBI in the minors.

Raley: Career Review

2011: In his first action at the Double-A level, Brooks went 8-10 with a 4.22 ERA (64 ER/136.1 IP) and 80 strikeouts in 26 games (25 starts) with Tennessee.

- Ⓢ Was 7-10 with a 4.32 ERA (63 ER/131.1 IP) in 25 starts compared to a 1-0 mark with a 1.80 ERA (1 ER/5.0 IP) in one relief outing.
- Ⓢ Limited left-handed hitters to a .288 batting average, while righthanders hit .313 against him.
- Ⓢ Was 5-5 with a 3.73 ERA (29 ER/70.0 IP) in 13 second-half games (12 starts) after going 3-5 with a 4.75 ERA (35 ER/66.1 IP) in 13 starts prior to the All-Star break.
- Ⓢ Posted a 3-1 record with a 2.59 ERA (9 ER/31.1 IP) and 19 strikeouts in five June starts.

Raley: Career Review (Continued)

2010: Was 8-6 with a 3.50 ERA (53 ER/136.1 IP) for Single-A Daytona, tying for the Florida State League lead with 27 starts ... posted a 1.34 ERA (8 ER/53.2 IP) in his final eight starts with the D-Cubs.

2009: Was 0-1 with a 2.53 ERA (3 ER/10.2 IP) in five games (three starts) between Rookie-League Mesa and Single-A Boise in his first professional season after he was selected by the Cubs in the sixth round of the 2009 draft out of Texas A&M.

Raley: Career Statistics and Transactions

YEAR	TEAM	W-L	ERA	G	GS	CG	SHO	SV	IP	H	R	ER	HR	HB	BB	SO	WP	BK
2009	Mesa-R	0-1	4.15	3	3	0	0	0	4.1	2	4	2	1	0	2	3	1	0
	Boise-A	0-0	1.42	2	0	0	0	0	6.1	3	1	1	1	0	1	2	0	0
2010	Daytona-A	8-6	3.50	27	+27	0	0	0	136.1	151	62	53	9	4	43	97	5	2
2011	Tennessee-AA	8-10	4.22	26	25	0	0	0	136.1	170	86	64	16	3	45	80	7	0
2012	Tennessee-AA	2-2	3.51	8	8	0	0	0	48.2	47	19	19	2	4	12	29	1	0
	Iowa-AAA	4-8	3.62	14	14	1	1	0	82.0	87	39	33	7	3	28	69	2	0
	CUBS	1-2	8.14	5	5	0	0	0	24.1	33	23	22	7	0	11	16	0	0
MINOR LEAGUE TOTALS		22-27	3.74	80	77	1	1	0	414.0	460	211	172	36	14	131	280	16	2

+Tied For League Lead

YEAR	AVG	AB	R	H	2B	3B	HR	RBI	SH	SF	HP	BB	SO	SB	CS	PCT	G	PO	A	E	TC	DP
2012/Career	.200	10	0	2	0	0	0	0	0	0	0	0	1	0	0	1.000	5	1	3	0	4	0

LAST HIT: 8/30/12 vs. Milwaukee (Shaun Marcum) ... number of at-bats since then — 1

BROOKS RALEY'S CAREER TRANSACTIONS

2009 — Selected by Cubs in sixth round of 2009 draft (scout: Trey Forkerway)

BROOKS RALEY'S CAREER HIGHS AND LOWS

MOST STRIKEOUTS: 4 (three times), most recently 8/25/12 vs. Colorado

MOST HITS ALLOWED: 10 — 8/30/12 vs. Milwaukee

MOST WALKS ALLOWED: 3 (twice), most recently 8/25/12 vs. Colorado

MOST RUNS ALLOWED: 7 (twice), most recently 8/30/12 vs. Milwaukee

MOST HOME RUNS ALLOWED: 2 (twice), most recently 8/30/12 vs. Milwaukee

LONGEST LOSING STREAK: 2 games — 8/7-12/12

LONGEST START: 6.0 innings — 8/12/12 vs. Cincinnati

DOUBLEHEADERS — LAST TIME IT HAPPENED

Cubs Last Doubleheader: 8/18/12 @ Cincinnati (split — lost 3-5, won 9-7)

Last Doubleheaders On the Road: 8/18/12 @ Cincinnati (split — lost 3-5, won 9-7) and 8/13/08 @ Atlanta (won 10-2, 8-0)

Last Doubleheaders at Home: 6/28/11 vs. San Francisco (swept — 7-13, 3-6) and 4/20/11 vs. San Diego (split — won 2-1, lost 4-5)

Last Doubleheaders Swept on Road: 8/13/08 @ Atlanta (won 10-2, 8-0) and 6/8/1992 @ St. Louis (5-2, 6-4)

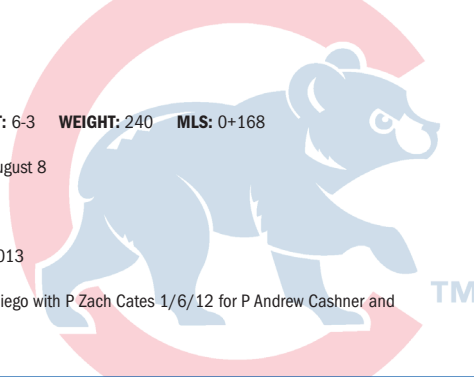
Last Doubleheaders Swept at Home: 9/27/03 vs. Pittsburgh (won 4-2, 7-2) and 4/18/01 vs. Philadelphia (4-3, 5-3)

The 2010 season marked Chicago's first in which it did not play a doubleheader (traditional or split) since 1985 ... the Cubs played their first-ever doubleheader in 1880 ... besides 1985 and 2010, the only other year the team has not played a doubleheader in the last 131 seasons was way back in 1881.

44 Anthony Rizzo – INF



BATS: Left **THROWS:** Left **HEIGHT:** 6-3 **WEIGHT:** 240 **MLS:** 0+168
FULL NAME: Anthony Vincent Rizzo
OPENING DAY AGE: 23, turns 24 on August 8
BORN: 8/8/89 in Ft. Lauderdale, FL
RESIDES: Parkland, FL
FAMILY: Single
CONTRACT STATUS: Signed through 2013
SIGNED BY: Laz Gutierrez (Boston)
HOW ACQUIRED: Acquired from San Diego with P Zach Cates 1/6/12 for P Andrew Cashner and OF Kyung-Min Na



Rizzo: Facts and Information

Anthony was acquired from San Diego in a four-player deal in January of 2012, and split last season between Triple-A Iowa and Chicago, combining to hit 38 home runs between the two clubs.

- Ⓒ Prior to his trade to Chicago, **Baseball America** named him San Diego's top prospect heading into the 2012 season.
- Ⓒ Has batted .245 (114-for-465) with 23 doubles, one triple, 16 home runs and 57 RBI in 136 big league games between San Diego in 2011 and Chicago last season.
- Ⓒ Is a career .303 hitter with 137 doubles, 87 home runs and 343 RBI in 445 minor league contests covering six seasons.
- Ⓒ Made his major league debut with San Diego in 2011, batting .141 (18-for-128) in 49 contests covering two stints with the club.
- Ⓒ Was acquired by the Padres from Boston in December of 2010 as part of a five-player deal that sent Adrian Gonzalez to the Red Sox.

- Ⓒ Named the Red Sox Offensive co-Player of the Year in 2010 after leading their system with 25 home runs between Single-A Salem and Double-A Portland.
- Ⓒ Limited to 21 minor league games in 2008 after being diagnosed with Limited State Classical Hodgkins' Lymphoma in late April.
- Ⓒ Graduated from Marjory Stoneman Douglas High School in Parkland, Fla. ... hit .468 with 48 RBI and 28 walks as a senior.
- Ⓒ Created the Anthony Rizzo Family Foundation in 2012 to help raise money for cancer research, and to provide support to children and their families battling the disease.
- Ⓒ Participated in the 2013 Cubs Caravan.

CAREER AWARDS

N.L. Rookie of the Month
 July, 2012

Rizzo: 2012 Season

Anthony, acquired from San Diego in January, made his Cubs debut, June 26, and went on to hit .285 (96-for-337) with 15 doubles, 15 home runs and 48 RBI in 87 games for Chicago ... his 48 RBI dating to June 26 led N.L. rookies while his 15 homers were tied for second-most ... combined for 38 homers and 110 RBI in 157 games between Chicago and Triple-A Iowa.

- Ⓒ Named the N.L. Rookie of the Month for July after hitting .330 (32-for-97) with seven home runs and 17 RBI.
 - ♦ The seven home runs tied a Cubs rookie record for the month of July ... Gene Baker had seven home runs in July of 1954 ... the previous Cubs rookie to hit seven home runs in any month was Mel Hall, who hit nine in August of 1983.
- Ⓒ First player ever to have three game-winning RBI in his first five games with Chicago ... had four game-winning RBI in his first 10 games.
- Ⓒ Finished with eight game-winning RBI ... had 12 RBI with two outs in an inning.
- Ⓒ Made 85 starts at first base and recorded a .995 fielding percentage (4 E/735 TC).
- Ⓒ Hit .318 (75-for-236) with 11 home runs against right-handed pitchers ... had a .208 average (21-for-101) with four homers against lefties.
- Ⓒ Averaged one RBI every 7.0 at-bats (48 RBI in 337 at-bats).
- Ⓒ Had a career-high four hits twice: July 6 at the Mets and August 13 vs. Houston.
- Ⓒ Had a season-high, eight-game hitting streak from June 30-July 7 ... batted .424 (14-for-33) during the run.

- Ⓒ Belted his first home run as a Cub, June 30 vs. Houston, off J.A. Happ.
- Ⓒ Homered in four of five games, July 25-30, driving in 10 runs in that stretch.
- Ⓒ Belted his first-career walk-off home run, July 29 vs. St. Louis ... was a two-run, 10th-inning blast to give Chicago a 4-2 victory.
- Ⓒ Scored a run in six-straight games (seven runs total), September 2-7.
- Ⓒ Recorded his first-career multi-homer game and first-career grand slam, September 16 vs. Pittsburgh ... hit a two-run homer in the fifth and added the slam in the sixth.
 - ♦ Finished the game with a career-high six RBI.
- Ⓒ Began the year with Triple-A Iowa and hit .342 (88-for-257) with 48 runs, 18 doubles, two triples, 23 homers, 62 RBI and 179 total bases in 70 games.
- Ⓒ Departed Triple-A ranked among Pacific Coast League leaders in nearly every offensive category, including home runs (first), OPS (first), total bases (first with 179), slugging percentage (first), RBI (third), batting average (sixth) and on-base percentage (ninth).
- Ⓒ Named the Cubs Minor League Player of the Month in both April and May.

Rizzo: Career Review

2011: Anthony began his fifth pro season with Triple-A Tucson, but made his major league debut in the first of two stints with the Padres during his lone year with the organization ... made 37 starts for San Diego, all at first base.

- Ⓒ Had his contract selected by the Padres, June 9, and made his big league debut that night vs. Washington ... collected his first career hit with a triple in the fifth inning.
 - ♦ At 21 years and 305 days, he was the youngest Padres player to make his big league debut since Sean Burroughs did so in 2002 (April 2 at 21 years and 202 days).
 - ♦ With a triple for his first hit, he became the fourth Padre to triple in his first Big League game and first to do since teammate Will Venable (August 29, 2008 vs. Colorado).
- Ⓒ Hit his first Major League home run, June 11 vs. Washington (off John Lannan) with a solo shot in the second inning.

- Ⓒ Was optioned back to Tucson, July 22, but recalled for the remainder of the season, September 4.
- Ⓒ All told, batted .141 (18-for-128) with eight doubles, one triple, one home run and nine RBI in 49 games for the Padres.
- Ⓒ Had a strong season with Triple-A Tucson, hitting .331 (118-for-356) with 34 doubles, 26 home runs and 101 RBI in 93 games.
- Ⓒ His 101 RBI for Tucson ranked sixth-most in the Pacific Coast League, while his 26 home runs ranked eighth-most.
- Ⓒ At the time of having his contract selected, June 9, was hitting .365 (73-for-200) with 20 doubles, one triple, 16 home runs, 63 RBI and 42 runs scored in 52 games for Tucson.

Rizzo: Career Review

2010: Was the Red Sox Offensive Co-Player of the Year (Ryan Lavarnway) after leading the system with 25 home runs between Single-A Salem and Double-A Portland ... finished second in the organization with 100 RBI.

- © Batted .260 (138-for-531) with 42 doubles, 61 walks and 92 runs scored ... logged an .814 OPS.
- © The first baseman was named Portland's Most Valuable Player and tied for the team lead with 20 home runs in just 107 games.
- © Finished 11th in the Eastern League with a team-high .481 slugging percentage and set a franchise mark with 32 RBI in August.
- © Selected as the Eastern League Player of the Week for August 2-8, batting .444 (12-for-27) with four doubles, three homers and 12 RBI.
- © Tallied five homers and 20 RBI in 29 games with Salem, and was leading the league with 17 extra-base hits at the time of his promotion to Portland, May 10.

2009: Led Red Sox minor leaguers (min. 250 at-bats) with a .368 on-base percentage and ranked among organizational leaders in batting (third, .297) and RBI (fifth, 66) between Single-A Greenville and Single-A Salem.

- © Hit 12 homers, including nine with Greenville, and was named a South Atlantic League All-Star.
- © Finished fourth in the league with a .366 average (26-for-71) in June ... ranked fifth in the league with 42 RBI and third with 21 doubles in the first half before a June 24 promotion to Salem.
- © Named Red Sox Defensive Player of the Month for July and was rated by managers as the Carolina League's best defensive first baseman.
- © Landed on the D.L. with a back strain, July 31-August 14.
- © After the season, ranked by **Baseball America** as the No. 8 prospect, No. 6 position player, in the Red Sox system, and as the Carolina League's No. 12 prospect.

2008: Was limited to 21 games from April 3-26 with Single-A Greenville after being diagnosed with Limited Stage Classical Hodgkin's Lymphoma ... placed on the Temporarily Inactive List, April 28-May 1, and landed on the D.L., May 1.

- © Ranked fourth in the South Atlantic League with a .373 average (31-for-83) in April.

2007: Made his pro debut with the Gulf Coast League Red Sox ... homered in his fourth pro at-bat, August 21 vs. the GCL Twins ... hit safely in five of six games, batting .286 (6-for-21).

Rizzo: Career Statistics and Transactions

YEAR	TEAM	AVG	G	AB	R	H	2B	3B	HR	RBI	SH	SF	HP	BB	SO	SB-CS	E	OBP	SLG
2007	GCL Red Sox-R	.286	6	21	6	6	0	0	1	3	0	0	2	1	2	0-0	0	.375	.429
2008	Greenville-A	.373	21	83	9	31	6	0	0	11	0	0	1	3	15	0-0	2	.402	.446
2009	Greenville-A	.298	64	245	40	73	21	0	9	42	0	2	2	25	60	2-1	2	.365	.494
	Salem-A	.295	55	200	23	59	16	0	3	24	0	3	1	25	39	2-0	4	.371	.420
2010	Salem-A	.248	29	117	26	29	12	0	5	20	0	2	0	16	32	3-0	1	.333	.479
	Portland-AA	.263	107	414	66	109	30	0	20	80	0	6	2	45	100	7-1	15	.334	.481
2011	Tucson-AAA	.331	93	356	64	118	34	1	26	101	0	8	6	43	89	7-6	12	.404	.652
	San Diego	.141	49	128	9	18	8	1	1	9	0	0	4	21	46	2-1	2	.281	.242
2012	Iowa-AAA	.342	70	257	48	88	18	2	23	62	0	0	4	23	52	2-2	9	.405	.696
	CUBS	.285	87	337	44	96	15	0	15	48	0	1	3	27	62	3-2	4	.342	.463
MAJOR LEAGUE TOTALS		.245	136	465	53	114	23	1	16	57	0	1	7	48	108	5-3	6	.324	.402
MINOR LEAGUE TOTALS		.303	445	1693	282	513	137	3	87	343	0	21	18	181	389	23-10	45	.372	.542

PCT	G	PO	A	E	TC	DP	2012/CAREER	PCT	G	PO	A	E	TC	DP
.995	85	685	46	4	735	76	First Base	.994	130	1001	72	6	1079	104

ANTHONY RIZZO'S CAREER TRANSACTIONS

2007 – Selected by Boston in the sixth round of draft (scout: Laz Gutierrez)

2010 – Acquired by San Diego 12/6 along with RHP Casey Kelley, OF Reymond Fuentes and a player to be named (INF Eric Patterson) for INF Adrian Gonzalez

2012 – Acquired by Cubs 1/6 along with RHP Zach Cates for RHP Andrew Cashner and OF Kyung-Min Na

ANTHONY RIZZO'S CAREER HIGHS

2-HOMER GAMES: 1 – 9/16/12 vs. Pittsburgh

GRAND SLAMS: 1 – 9/16/12 vs. Pittsburgh (Jared Hughes)

MOST HITS: 4 (twice), most recently 8/13/12 vs. Houston

MOST RUNS SCORED: 3 (twice), most recently 9/16/12 vs. Pittsburgh

MOST DOUBLES: 2 (three times), most recently 9/30/12 @ Arizona

MOST RBI: 6 – 9/16/12 vs. Pittsburgh

MOST WALKS: 3 – 9/11/11 @ Arizona

LONGEST HITTING STREAK: 8 games – 6/30-7/7/12

56 Hector Rondon – RHP



BATS: Right **THROWS:** Right **HEIGHT:** 6-3 **WEIGHT:** 180 **MLS:** 0
FULL NAME: Hector Luis Rondon (*Ron-DOHN*)
OPENING DAY AGE: 25
BORN: 2/26/88 in Guatire, Venezuela
RESIDES: Guatire, Venezuela
CONTRACT STATUS: Signed through 2013
SIGNED BY: Stewart Ruiz (Cleveland)
HOW ACQUIRED: Selected by Cubs from Cleveland in the major league portion of Rule 5 Draft, 12/6/12



Rondon: Facts and Information

Hector begins his first season with the Cubs after spending the first seven campaigns of his professional career in the Cleveland Indians system ... was selected by Chicago in the major league portion of the 2012 Rule 5 Draft.

- Ⓢ Is 36-36 with a 3.88 ERA (253 ER/587.0 IP) in 120 minor league games, all but seven as a starter ... has struck out 526 while walking 121.
- Ⓢ Underwent Tommy John surgery on his right elbow, August 25, 2010 ... had a second procedure in December of 2011 to repair an elbow fracture ... has missed most of the last two seasons recovering from the injury.
- Ⓢ Made the Eastern League All-Star team while earning honors as Cleveland's Minor League Pitcher of the Year in 2009.
- Ⓢ In 2008, he was ranked as the ninth-best prospect in the Carolina League by **Baseball America** ... made the Carolina League All-Star team that season.
- Ⓢ Originally signed by Cleveland as a non-drafted free agent on August 3, 2004.

Rondon: 2012 Season

Missed most of the year with a right elbow strain ... had no record with a 1.29 ERA (1 ER/7.0 IP) in four games (two starts) between Double-A Akron and the Indians Rookie League team in August.

- Ⓢ Pitched in 23 games for Leones de Caracas in the Venezuela Winter League, going 2-1 with a 4.29 ERA (10 ER/21.0 IP).
- Ⓢ Limited hitters to a .208 batting average (15-for-72).
- Ⓢ Recorded a 13.1-scoreless innings streak from October 23-December 1, spanning 14 relief appearances.

Rondon: Career Review

2011: Still recovering from right elbow surgery, Hector appeared in just two games with Single-A Mahoning Valley ... had no record with a 3.00 ERA (1 ER/3.0 IP) ... was on the seven-day D.L. from April 7-September 21.

2010: Started seven games with Triple-A Columbus before undergoing Tommy John surgery on his right elbow, August 25.

- Ⓢ Was 1-3 with an 8.53 ERA (30 ER/31.2 IP) in seven starts before his injury ... recorded 33 strikeouts while issuing 10 walks.
- Ⓢ Picked up the win, May 6 at Lehigh Valley, while striking out a season-high eight.
- Ⓢ Placed on the seven-day D.L., May 13, before undergoing surgery in August.

2009: Split the season between Double-A Akron and Triple-A Columbus, going 11-10 with a 3.38 ERA (55 ER/146.1 IP) in 27 games (25 starts) ... named Cleveland Indians Minor League Pitcher of the Year.

- Ⓢ Led Cleveland's farm system in strikeouts (137), was third in total wins and fourth in innings pitched.
- Ⓢ Selected to the Eastern League All-Star team but did not participate due to his promotion to Columbus, July 5.
- Ⓢ Began the season at Akron, going 7-5 with a 2.75 ERA (22 ER/72.0 IP) in 15 games (13 starts) ... punched out 73 while holding opponents to a .227 batting average (60-for-264).
- Ⓢ Fanned a season-high nine in a 3-2 victory, April 28 vs. Harrisburg.
- Ⓢ Went 4-0 with a 1.17 ERA (3 ER/23.0 IP) in four April starts with Akron.

2008: Hector spent the entire campaign at Single-A Kinston, going 11-6 with a 3.60 ERA (58 ER/145.0 IP) in 27 starts ... struck out a career-high 145 and walked 42.

- Ⓢ His 9.0 strikeouts per nine innings rate was a career-best.
- Ⓢ Recorded a seven-game winning streak, May 25-July 4 ... owned a 2.03 ERA (9 ER/40.0 IP) to go along with 46 strikeouts.
- Ⓢ Went 4-0 with a 1.29 ERA (4 ER/28.0 IP) in five June starts.
- Ⓢ Held left-handed hitters to a .238 batting average (53-for-223) ... righties logged a .239 clip (77-for-322) against him.
- Ⓢ Threw 6.0 or more innings in 12 of his 27 starts.
- Ⓢ Was named to the Carolina League All-Star team while being ranked as the ninth-best prospect in the league by **Baseball America**.

Rondon: Career Review (Continued)

2007: In his first season at the Single-A level, Hector went 7-10 with a 4.37 ERA (66 ER/136.0 IP) in 27 starts with the Lake County Captains.

- © Finished the campaign with 113 strikeouts, good for fifth in the Indians farm system.
- © Went 3-0 with a 3.23 ERA (11 ER/30.2 IP) in six May starts ... fanned 27 while issuing just five walks.
- © Held right-handed hitters to a .255 batting average (79-for-310).
- © Did not issue a walk in his final three starts of the season (15.0 innings).
- © Fired 6.0-shutout innings en route to picking up the win July 3 at Delmarva.

2006: Made 11 starts for the Indians Gulf Coast Rookie League team, going 3-4 with a 5.13 ERA (30 ER/52.2 IP) ... punched out 32 and walked only three.

- © Held right-handed hitters to a .274 batting average (40-for-146) compared to a .310 mark (22-for-71) against lefties.
- © Opponents were just 8-for-39 (.205) against him with runners in scoring position and two outs.
- © Did not walk a batter in eight of his 11 starts.
- © Finished tied first in the Gulf Coast League with 11 starts.

2005: In his first season with the Cleveland organization, Hector went 3-3 with a 1.65 ERA (12 ER/65.1 IP) in 15 games (12 starts) with the Indians Dominican League ballclub ... struck out 55 while walking just eight in 65.1 innings of work.

Rondon: Career Statistics and Transactions

YEAR	TEAM	W-L	ERA	G	GS	CG	SHO	SV	IP	H	R	ER	HR	HB	BB	SO	WP	BK
2005	DSL Indians-R	3-3	1.65	15	12	1	0	1	65.1	60	24	12	2	6	8	55	4	0
2006	GCL Indians-R	3-4	5.13	11	11	0	0	0	52.2	62	34	30	6	8	3	32	1	0
2007	Lake County-A	7-10	4.37	27	27	0	0	0	136.0	143	78	66	13	11	27	113	4	1
2008	Kinston-A	11-6	3.60	27	27	0	0	0	145.0	130	63	58	12	10	42	145	3	3
2009	Akron-AA	7-5	2.75	15	13	1	0	0	72.0	60	23	22	3	3	16	73	3	0
	Columbus-AAA	4-5	4.00	12	12	0	0	0	74.1	83	38	33	8	4	13	64	0	0
2010	Columbus-AAA	1-3	8.53	7	7	0	0	0	31.2	48	32	30	12	2	10	33	0	0
2011	Mahoning Valley-A	0-0	3.00	2	2	0	0	0	3.0	3	1	1	0	0	0	2	0	0
2012	AZL Indians-R	0-0	0.00	2	2	0	0	0	3.0	0	0	0	0	0	1	6	0	0
	Akron-AA	0-0	2.25	2	0	0	0	0	4.0	4	1	1	0	0	1	3	1	0
MINOR LEAGUE TOTALS		36-36	3.88	120	113	2	0	1	587.0	593	294	253	56	44	121	526	16	4

HECTOR RONDON'S CAREER TRANSACTIONS

- 2004 – Signed by Cleveland as a non-drafted free agent 8/3 (scout: Stewart Ruiz)
 2012 – Selected by Cubs in the major league portion of the Rule 5 Draft 12/6

SWEEPS – LAST TIME IT HAPPENED

Cubs Last 3-Game Sweep: 9/7-9/12 at Pittsburgh
Last 3-Game Sweep at Home: 7/13-15/12 vs. Arizona
Last 4-Game Sweep: 8/1-4/11 at Pittsburgh
Last 4-Game Sweeps on the Road: 8/1-4/11 at Pittsburgh, 7/16-19/09 at Washington and 7/28-31/08 at Milwaukee
Last 4-Game Sweep at Wrigley: 5/29-6/1/08 vs. Colorado

18 Chris Rusin – LHP



BATS: Left **THROWS:** Left **HEIGHT:** 6-2 **WEIGHT:** 195 **MLS:** 0+44
FULL NAME: Christopher Patrick Rusin
OPENING DAY AGE: 26
BORN: 10/22/86 in Detroit, MI
RESIDES: Canton, MI
FAMILY: Single
CONTRACT STATUS: Signed through 2013
SIGNED BY: Lukas McKnight
HOW ACQUIRED: Selected by Cubs in fourth round of 2009 draft



Rusin: Facts and Information

Chris made his major league debut in 2012 and begins his fifth pro season since he was selected by Chicago in the fourth round of the 2009 draft.

- Ⓢ Made seven starts for the Cubs last season, going 2-3 with a 6.37 ERA (21 ER/29.2 IP).
- Ⓢ Is 22-21 with a 3.83 ERA (182 ER/428.0 IP) in 86 career minor league games (80 starts) ... has walked just 114 batters in 428.0 innings of work, striking out 318.
- Ⓢ Graduated from the University of Kentucky in May of 2009 ... became Kentucky's first, first-team All-SEC pitcher since MLB set-up man Scott Downs earned the honor in 1997.
- Ⓢ Graduated from Divine Child High School in Dearborn, Mich., in 2005.

Rusin: 2012 Season

Chris spent a majority of the season with Triple-A Iowa prior to making his major league debut with the Cubs, August 21 in Milwaukee ... all told, he made seven starts for Chicago, going 2-3 with a 6.37 ERA (21 ER/29.2 IP).

- Ⓢ Allowed two or fewer walks in six of his seven major league starts.
- Ⓢ Tossed a season-high 5.0 innings in five of his seven outings, and held the opponent to two or fewer runs in four starts.
- Ⓢ Left-handed hitters batted .273 (9-for-33) against him ... right-handed batters hit .330 (29-for-88).
- Ⓢ Made his major league debut, August 21 in Milwaukee ... allowed one run on one hit, while walking two and fanning four in 5.0 innings, but was tagged with the loss.
 - Was perfect through 3.0 innings until hitting Norichika Aoki to lead off the fourth frame ... recorded his first big league hit with a triple off Marco Estrada in his first at-bat (1-for-2).
- Ⓢ Went 8-9 with a 4.55 ERA (71 ER/140.1 IP), 53 walks and 94 strikeouts in a team-leading 25 starts with Triple-A Iowa ... at the time of his promotion to the big league club August 21, led all of Triple-A with 11 pickoffs.
- Ⓢ Averaged six strikeouts per 9.0 innings at Triple-A.
- Ⓢ Named Pacific Coast League Pitcher of the Week for May 7-13 ... in two starts during the period, went 2-0 with a 0.64 ERA (1 ER/14.0 IP), four walks and 12 strikeouts.
- Ⓢ Batted .265 (9-for-34) with two walks, five runs and three RBI with Iowa.

Rusin: Career Review

2011: Chris started the year at Double-A Tennessee, going 3-2 with a 3.91 ERA (33 ER/76.0 IP) in 15 starts before he joined Triple-A Iowa in early July ... went on to post a 5-2 mark with a 4.02 ERA (28 ER/62.2 IP) in 11 games (nine starts).

- Ⓢ Held left-handed hitters to a .174 average (12-for-69) at Double-A ... righties batted .297 (68-for-229) against him.
- Ⓢ Lowered his ERA in each of his three months with Tennessee: had a 5.40 ERA (15 ER/25.0 IP) in April, a 3.68 mark (9 ER/22.0 IP) in May and a 3.52 ERA (11 ER/23.0 IP) in June.
- Ⓢ Issued just 14 walks in 62.2 innings pitched with Iowa.
- Ⓢ Allowed just one run in 8.0 innings of work in two appearances out of the bullpen, July 17-22, for the I-Cubs.

2010: Pitched in 24 games (21 starts) between Single-A Daytona and Double-A Tennessee, combining to go 6-4 with a 3.11 ERA (38 ER/110.0 IP) ... allowed just six home runs and 19 walks in 110.0 innings while striking out 99.

- Ⓢ Began the campaign with Daytona, and was 4-3 with a 3.36 ERA (34 ER/91.0 IP) in 20 games (17 starts).
 - Was 4-1 with a 2.80 ERA (26 ER/83.2 IP) in his final 18 games (15 starts) after going 0-2 with a 9.82 ERA (8 ER/7.1 IP) in his first two outings.
- Ⓢ Held left-handed hitters to a .153 average (11-for-72) while with Daytona.
- Ⓢ Promoted to Tennessee at the start of August, and was 2-1 with a 1.89 ERA (4 ER/19.0 IP) in four starts.

2009: Chris began his pro career by appearing in 10 games (nine starts) between Rookie-League Mesa and Single-A Boise ... allowed just one home run in 36.0 innings, walking 12 and striking out 29.

Rusin: Career Statistics and Transactions

YEAR	TEAM	W-L	ERA	G	GS	CG	SHO	SV	IP	H	R	ER	HR	HB	BB	SO	WP	BK
2009	Mesa-R	0-0	0.00	2	1	0	0	0	5.0	1	0	0	0	0	3	2	0	0
	Boise-A	0-4	3.48	8	8	0	0	0	31.0	33	14	12	1	4	9	27	3	0
2010	Daytona-A	4-3	3.36	20	17	0	0	0	91.0	79	43	34	6	7	15	84	1	0
	Tennessee-AA	2-1	1.89	4	4	0	0	0	19.0	21	8	4	0	1	4	15	0	0
2011	Tennessee-AA	3-2	3.91	15	15	0	0	0	76.0	80	39	33	5	5	16	49	2	0
	Iowa-AAA	5-2	4.02	11	9	0	0	0	62.2	70	29	28	8	1	14	46	0	1
2012	Iowa-AAA	8-9	4.55	25	25	0	0	0	140.1	146	81	71	17	8	53	94	7	1
	CUBS	2-3	6.37	7	7	0	0	0	29.2	38	22	21	4	3	11	21	0	0
	Tennessee-AA	0-0	0.00	1	1	0	0	0	3.0	0	0	0	0	0	0	1	0	0
MINOR LEAGUE TOTALS		22-21	3.83	86	80	0	0	0	428.0	430	214	182	37	26	114	318	13	2

YEAR	AVG	AB	R	H	2B	3B	HR	RBI	SH	SF	HP	BB	SO	SB	CS	PCT	G	PO	A	E	TC	DP
M.L. Totals	.167	12	0	2	0	1	0	0	0	0	0	0	5	0	0	1.000	7	1	6	0	7	0

LAST HIT: 9/14/12 vs. Pittsburgh (single off James McDonald) ... number of at-bats since then – 7

CHRIS RUSIN'S CAREER TRANSACTIONS

2009 – Selected by Cubs in the fourth round of draft (scout: Lukas McKnight)

CHRIS RUSIN'S CAREER HIGHS AND LOWS

MOST STRIKEOUTS: 6 – 9/14/12 vs. Pittsburgh

MOST HITS ALLOWED: 10 – 9/19/12 vs. Cincinnati

MOST WALKS ALLOWED: 3 – 9/9/12 @ Pittsburgh

MOST RUNS ALLOWED: 6 – 9/25/12 @ Colorado

MOST HOME RUNS ALLOWED: 2 – 9/4/12 @ Washington

LONGEST LOSING STREAK: 2 games – 8/21-9/4/12

LONGEST START: 5.0 innings (five times), most recently 9/30/12 @ Arizona

MOST CONSECUTIVE SCORELESS INNINGS: 8.0 – 9/9-14/12 (two starts)

DOUBLE DOWN

The Cubs hit a club-record 340 doubles in a season twice in club annals – 1931 and 2007. In 2007, the club averaged 2.1 doubles per contest while the 1931 squad averaged 2.2 doubles over the 154-game schedule.

In 2008, three Cubs – Aramis Ramirez (44 doubles), Derrek Lee (41) and Geovany Soto (35) – had 35 or more doubles. It marked the ninth time since 1901 that three Cubs amassed 35 or more doubles in the same season. The 120 doubles between them was tied for the third-highest total of any Cubs threesome (in 2007, Derrek Lee had 43, Alfonso Soriano had 42 and Aramis Ramirez had 35), and the most since the 1932 trio of Riggs Stephenson (49), Charlie Grimm (42) and Billy Herman (42) collected a club-record 133 doubles. In 1930, Kiki Cuyler (50), Woody English (36) and Hack Wilson (35) combined for 121 doubles.

Chicago has reached 300 doubles in a season nine times, including five of the last 10 seasons entering the 2013 campaign.

40 James Russell – LHP



BATS: Left **THROWS:** Left **HEIGHT:** 6-4 **WEIGHT:** 200 **MLS:** 3+0
FULL NAME: James Clayton Russell
OPENING DAY AGE: 27
BORN: 1/8/86 in Cincinnati, OH
RESIDES: Colleyville, TX
FAMILY: Single
CONTRACT STATUS: Signed through 2013
SIGNED BY: Trey Forkerway
HOW ACQUIRED: Selected by Cubs in 14th round of 2007 draft



Russell: Facts and Information

James spent the last two full seasons in Chicago's bullpen and has lowered his ERA in each of his first three big league years ... he made his big league debut in 2010 after he was selected by the organization in the 14th round of the 2007 draft.

- Ⓢ Had a 4.96 ERA in his rookie 2010 season, a 4.12 ERA in 2011 and a 3.25 ERA in 2012.
- Ⓢ Owns a 3.44 ERA (64 ER/167.2 IP) and a 9-3 record in 193 major league relief outings ... made five starts in 2011, going 0-5 with a 9.33 ERA (19 ER/18.1 IP).
- Ⓢ His 57 appearances for Chicago in 2010 made him just the eighth Cubs rookie southpaw to reach 50 outings in a campaign.
- Ⓢ The lefty is 11-16 with a 4.68 ERA (130 ER/250.0 IP) in 71 minor league games (40 starts).
- Ⓢ Attended the University of Texas ... graduated from Navarro Junior College (Texas) in 2006.
- Ⓢ Graduated from Colleyville Heritage High School (Texas) in 2004.
- Ⓢ His father, Jeff, pitched for the Reds (1983-84), Rangers (1985-92, 1995-96), Athletics (1992), Red Sox (1993-94) and Indians (1994).
- Ⓢ Participated in the 2011-13 Cubs Caravans.

Russell: 2012 Season

James recorded career-highs with 77 relief appearances and 69.1 innings pitched in his third full season with the Cubs ... he went 7-1 with a 3.25 ERA (25 ER/69.1 IP), walking 23 and striking out 55 ... his 77 relief appearances ranked tied for second-most among National League lefties.

- Ⓢ Has lowered his season ERA in each of his first three big league campaigns ... had a 4.96 ERA in his rookie 2010 season, a 4.12 ERA in 2011 and a 3.25 ERA this season.
- Ⓢ Allowed just five home runs in 69.1 innings pitched.
- Ⓢ Retired 54 of 77 first batters faced ... collected 13 holds, and was two for five in save opportunities.
- Ⓢ Held the opposition scoreless in 60 of 77 outings ... did not walk a batter in 57 of his games pitched.
- Ⓢ Stranded 20 of 29 inherited runners ... stranded his first 10 inherited runners to start the year through June 12, but allowed nine of 19 inherited runners to score from June 17 through the end of the year.
- Ⓢ Posted a 1.99 home ERA (9 ER/40.2 IP), over three runs lower than his 5.02 road ERA (16 ER/28.2 IP).
- Ⓢ Recorded a 2.38 ERA (11 ER/41.2 IP) in 43 games prior to the All-Star break ... had a 4.55 ERA (14 ER/27.2 IP) in 34 games in the second half.
- Ⓢ Held the opponent scoreless in his first nine appearances to start the season, spanning 7.2 innings, through April 27.
- Ⓢ Twice tossed a season-high 2.0 innings of relief: May 6 vs. the Dodgers and July 4 in Atlanta - both were scoreless appearances.
- Ⓢ Recorded his first career save, May 29 vs. the Padres, securing a 5-3 victory.
- Ⓢ Surrendered a career-high six runs in 0.2 innings of work, July 21 in St. Louis ... taking away that outing, pitched to a 2.49 ERA (19 ER/68.2 IP) in his 76 other outings on the season.
- Ⓢ Pitched to a 1.80 ERA (3 ER/15.0 IP) in his final 18 outings from August 22 through the end of the season.

Russell: Career Review

2011: James made 64 appearances in his second season with the Cubs, including five spot starts ... pitched to a 4.12 ERA (31 ER/67.2 IP), including a 2.19 mark (12 ER/49.1 IP) in 59 relief appearances.

- Ⓢ In his final 18 appearances at Wrigley dating to June 28, posted a 0.69 ERA (1 ER/13.0 IP) ... yielded a run in two of those outings and an earned run in just one.
- Ⓢ Held the opponent scoreless in 48 of his 59 relief appearances.
- Ⓢ Limited left-handed hitters to a .250 average (28-for-112) compared to a .312 average (48-for-154) against right-handed hitters.
- Ⓢ Stranded 31 of 42 inherited runners.
- Ⓢ Posted a 1.69 ERA (4 ER/21.1 IP) during the day (24 outings).
- Ⓢ Had a 1.10 ERA (2 ER/16.1 IP) in 16 relief appearances against the N.L. East.
- Ⓢ Pitched three-straight days twice, holding the opponent scoreless: June 24-26 and July 16-18.
- Ⓢ Was 1-2 with a 3.90 ERA (14 ER/32.1 IP) at home compared to a 0-4 ledger with a 4.33 ERA (17 ER/35.1 IP) on the road.
- Ⓢ Did not surrender an earned run in his first 19 relief outings on the road through July 29 (17.0 IP).
- Ⓢ Rode a career-high six-game losing streak from April 12 through the end of the season.
- Ⓢ When pitching in relief with one or more days rest, posted a 1.64 ERA (7 ER/38.1 IP) in 41 appearances ... owned a 4.09 ERA (5 ER/11.0 IP) in 18 relief appearances on no days rest.
- Ⓢ Finished April with a monthly-high 8.31 ERA (12 ER/13.0 IP) in seven appearances (three starts).
- Ⓢ Made his first career start, April 12 in Houston ... charged with five runs (four earned) in 1.2 innings of work in an 11-2 setback.
- Ⓢ Recorded his fifth, and final, start on May 22 in Boston ... allowed three runs in 4.0 innings of work in a 5-1 setback.
- Ⓢ Produced a 1.69 ERA (4 ER/21.1 IP), struck out 15 and walked five in 28 appearances in June and July.
- Ⓢ Held the opponent scoreless in 18-straight outings (14.0 IP), June 24-July 29.

Russell: Career Review (Continued)

2010: James made 57 relief appearances in his debut season with the Cubs after breaking camp with the team ... was 1-1 with a 4.96 ERA (27 ER/49.0 IP), including a 2.92 ERA (8 ER/24.2 IP) in 28 road contests.

- © Is the eighth rookie southpaw to reach 50 appearances for Chicago ... is the fourth to reach 57 since Will Ohman had 69 in 2005.
- © Allowed nine combined earned runs, June 11 vs. the White Sox and September 5 vs. the Mets (0.2 IP) ... taking away those two outings, had a 3.35 ERA (18 ER/48.1 IP) in his 55 other games.
- © Recorded a 3.62 ERA (11 ER/27.1 IP) in 28 relief outings in the first half ... posted a 6.65 ERA (16 ER/21.2 IP) in 29 games following the All-Star break.
- © Walked 11 and fanned 42, while allowing a team-high 11 home runs in relief.
- © In his first 15 games through May 20, posted a 2.70 ERA (4 ER/13.1 IP), walking just two compared to 12 strikeouts.
- © Made his major league debut Opening Day, April 5 in Atlanta, tossing 2.0 scoreless innings.
 - Became the first Cubs southpaw in nearly 33 years to throw at least 2.0 scoreless innings of relief in his major league debut - Willie Hernandez threw 2.1 shutout innings in his debut, April 9, 1977 vs. the Mets.
- © Tossed a career-high 4.0 shutout innings of relief, May 28 vs. St. Louis.
- © Optioned to Triple-A Iowa, June 12, for RHP Mitch Atkins and had a 5.73 ERA (7 ER/11.0 IP) in five games before he was recalled, June 29.
- © Recorded his first major league win, September 3 vs. the Mets (0.1 IP).

2009: James combined to go 5-6 with a 4.03 ERA (46 ER/102.2 IP) in 37 games (12 starts) with Double-A Tennessee and Triple-A Iowa ... it marked his first action at the Triple-A level in his career.

- © Was promoted to Triple-A Iowa, May 30 and remained with the I-Cubs for the rest of the season.
- © Posted a 3.43 ERA (25 ER/65.2 IP) with a 3-3 record in 26 games (seven starts) in his first Triple-A action.
- © Went 1-2 with a 1.47 ERA (5 ER/30.2 IP) in seven starts for the I-Cubs compared to a 2-1 mark with a 5.14 ERA (20 ER/35.0 IP) in 19 relief outings ... was a member of Iowa's starting rotation, August 1-27.
- © Went 2-3 with a 5.11 ERA (21 ER/37.0 IP) in 11 games (five starts) with the Smokies, April 9-May 26.

2008: Split the campaign between Single-A Daytona and Double-A Tennessee, combining to go 6-10 with a 5.44 ERA (77 ER/127.1 IP) and 86 strikeouts in 26 games (25 starts).

- © Spent majority of the year with Tennessee, going 4-8 with a 6.36 ERA (61 ER/86.1 IP) in 18 games (17 starts).
- © Appeared in eight games for Single-A Daytona, recording a 3.51 ERA (16 ER/41.0 IP) with a 2-2 record ... had two stints with the D-Cubs: April 2-30 and August 5 through the remainder of the season.

2007: James began his professional career pitching in three games with Rookie-League Mesa and Single-A Peoria ... had no record, while holding the opposition scoreless in 9.0 innings of work ... struck out 11 while walking four.

Russell: Career Statistics and Transactions

YEAR	TEAM	W-L	ERA	G	GS	CG	SHO	SV	IP	H	R	ER	HR	HB	BB	SO	WP	BK
2007	Mesa-R	0-0	0.00	1	1	0	0	0	2.0	0	0	0	0	0	0	2	0	0
	Peoria-A	0-0	0.00	2	2	0	0	0	7.0	3	0	0	0	0	4	9	0	0
2008	Daytona-A	2-2	3.51	8	8	0	0	0	41.0	36	18	16	4	0	13	24	0	0
	Tennessee-AA	4-8	6.36	18	17	0	0	0	86.1	111	64	61	18	6	25	62	4	0
2009	Tennessee-AA	2-3	5.11	11	5	0	0	0	37.0	45	24	21	5	1	9	26	3	0
	Iowa-AAA	3-3	3.43	26	7	0	0	0	65.2	71	25	25	6	0	19	46	2	0
2010	CUBS	1-1	4.96	57	0	0	0	0	49.0	55	37	27	11	4	11	42	2	0
	Iowa-AAA	0-0	5.73	5	0	0	0	0	11.0	11	7	7	5	1	4	10	0	0
2011	CUBS	1-6	4.12	64	5	0	0	0	67.2	76	37	31	12	2	14	43	1	0
2012	CUBS	7-1	3.25	77	0	0	0	2	69.1	67	28	25	5	1	23	55	1	1
M.L./CUBS TOTALS		9-8	4.02	198	5	0	0	2	186.0	198	102	83	28	7	48	140	4	1
MINOR LEAGUE TOTALS		11-16	4.68	71	40	0	0	0	250.0	277	138	130	38	8	74	179	9	0

SV/OPP: 2012 - 2/5 ... Career - 2/9 ... HOLDS: 2012 - 13 ... Career - 25 ... IR/IRS: 2012 - 29/9 ... Career - 120/34

YEAR	AVG	AB	R	H	2B	3B	HR	RBI	SH	SF	HP	BB	SO	SB	CS	PCT	G	PO	A	E	TC	DP
2012	.000	1	0	0	0	0	0	0	0	0	0	0	0	0	0	1.000	77	1	9	0	10	0
M.L. TOTALS	.077	13	0	1	0	0	0	0	0	0	0	0	5	0	0	.967	198	6	23	1	30	1

LAST HIT: 5/2/11 @ Los Angeles (N.L.) (single off Clayton Kershaw) ... number of at-bats since then - 4

JAMES RUSSELL'S CAREER TRANSACTIONS

2007 - Selected by Cubs in 14th round of draft (scout: Trey Forkerway)

JAMES RUSSELL'S CAREER HIGHS AND LOWS


MOST STRIKEOUTS: 4 - 4/26/11 vs. Colorado
MOST HITS ALLOWED: 7 (three times), most recently 5/22/11 @ Boston
MOST RUNS ALLOWED: 6 - 7/21/12 @ St. Louis
MOST HOMERS ALLOWED: 3 (twice), most recently 4/26/11 vs. Colorado

MOST WALKS ALLOWED: 3 - 4/26/11 vs. Colorado
LONGEST WINNING STREAK: 5 games - 4/24-7/29/12
LONGEST LOSING STREAK: 6 games - 4/12-9/15/11
LONGEST RELIEF APPEARANCE: 4.0 innings - 5/28/10 vs. St. Louis
LONGEST SCORELESS INNINGS STREAK: 14.0 innings - 6/24-7/29/11

29 Jeff Samardzija – RHP



BATS: Right **THROWS:** Right **HEIGHT:** 6-5 **WEIGHT:** 225 **MLS:** 3+28
FULL NAME: Jeffrey Alan Samardzija (*suh-MAR-jah*)
OPENING DAY AGE: 28
BORN: 1/23/85 in Merrillville, IN
RESIDES: Valparaiso, IN
FAMILY: Single
CONTRACT STATUS: Signed through 2013
SIGNED BY: Stan Zielinski
HOW ACQUIRED: Selected by Cubs in fifth round of 2006 draft



Samardzija: Facts and Information

Jeff transitioned to a full-time starting pitcher for Chicago in 2012 after working primarily out of the bullpen in all or part of his first four major league seasons from 2008-11 ... is 21-22 with a save, a complete game and a 4.10 ERA (157 ER/344.1 IP) in 156 career games, including 33 starts.

- Ⓢ Since 2011, is 17-17 with a 3.53 ERA (103 ER/262.2 IP) in 103 games (28 starts).
 - Has averaged 9.1 strikeouts per 9.0 innings pitched in that stretch, punching out 267 batters in 262.2 innings.
- Ⓢ Drafted by Chicago in the fifth round of the 2006 draft ... signed a five-year major league deal, January 19, 2007.
 - Team declined 2012 major league option and re-signed him to a deal for 2012.
- Ⓢ Named the second-best prospect in the Cubs organization by **Baseball America** heading into the 2009 campaign ... the publication tabbed him as the eighth-best prospect in the system prior to 2008.
- Ⓢ Attended the University of Notre Dame where he was first team All-Big East in baseball and first team All-American for football.
- Ⓢ Was projected by **Baseball America** as the 20th-best overall prospect (including high school players) heading into the baseball draft but fell to the fifth round due to his dual commitments to baseball and football.
- Ⓢ An accomplished player on the gridiron, Jeff finished his Notre Dame football career with a school-record 179 receptions, 2,593 receiving yards and 27 receiving touchdowns ... in 2006, he was named first team All-America by the Football Writers Association of America.
- Ⓢ Participated in the 2010 Cubs Caravan.

Samardzija: 2012 Season

In his first full season in the starting rotation for Chicago, Jeff went 9-13 with a 3.81 ERA (74 ER/174.2 IP) in a team-leading 28 starts ... made his final start, September 8, and was shut down after reaching 174.2 innings pitched, five more than he worked in his first four major league seasons, combined ... also led the team with 180 strikeouts.

- Ⓢ Tied for the team lead with nine victories (with Paul Maholm).
- Ⓢ Averaged 9.3 strikeouts per 9.0 innings pitched.
- Ⓢ Chicago went 14-14 in his 28 starts.
- Ⓢ Led the team with 17 quality starts.
- Ⓢ Was 4-4 with a 3.22 ERA (28 ER/78.1 IP) in 12 home starts ... was 5-9 with a 4.30 ERA (46 ER/96.1 IP) in 16 road outings.
- Ⓢ Posted a 2.49 ERA (20 ER/72.1 IP) and a .197 opponent batting average in 11 starts against the N.L. Central ... went 5-3 in those games.
- Ⓢ His 2.58 ERA (21 ER/73.1 IP) in 11 starts following the All-Star break was over two runs lower than his 4.71 ERA (53 ER/101.1 IP) in 17 starts in the first half.
- Ⓢ Recorded a 2.58 ERA (25 ER/87.1 IP) in his final 13 starts from July 2-September 8 ... that followed a stretch in which he had a 12.27 ERA (25 ER/18.1 IP) in four starts, June 9-27.
- Ⓢ Walked two or fewer in 21 of his 28 starts, including four no-walk outings.
- Ⓢ Received two or fewer runs of support while he was in the game in 10 of his final 12 starts.
- Ⓢ Recorded a 1.91 ERA (7 ER/33.0 IP) in five July starts.
- Ⓢ Threw at least 100 pitches in 13 of his 28 starts.
- Ⓢ Earned the victory, April 13 in St. Louis, to stretch his career-best winning streak to five games dating to August 4, 2011.
- Ⓢ Tossed his first career complete game in his final start of the season, a 4-3 victory in Pittsburgh, September 8 ... walked one and struck out nine while throwing a career-high 120 pitches.
 - Batted eighth in the lineup.
- Ⓢ Batted .100 (5-for-50) with three RBI and seven sac bunts at the dish ... appeared as a pinch-hitter, May 6 vs. the Dodgers, and was hit by a pitch.

Samardzija: Career Review

2011: Jeff made a career-high 75 relief appearances for the Cubs, posting a 2.97 ERA (29 ER/88.0 IP) with an 8-4 record, 13 holds and 87 strikeouts ... the eight wins are the most by a Cubs reliever since Lee Smith had nine wins in 1986.

- Ⓢ Held the opponent scoreless in 57 of 75 outings, including his last nine appearances (10.0 IP), September 6-27.
- Ⓢ Retired the first batter faced 55 times in his 75 outings.
- Ⓢ Tossed 2.0 or more frames 15 times, recording a 1.74 ERA (6 ER/31.0 IP) in those outings.
- Ⓢ Fanned a season-high three batters nine times.
- Ⓢ Limited foes to a .200 batting average (64-for-320).
- Ⓢ Owned a 2.79 ERA (13 ER/42.0 IP) in 37 appearances at Wrigley Field compared to a 3.13 mark (16 ER/46.0 IP) on the road (38 outings).
- Ⓢ Was 3-0 with a 2.23 ERA (9 ER/36.1 IP) in 36 games following the All-Star break ... was 5-4 with a 3.48 ERA (20 ER/51.2 IP) in 39 contests in the first half.
- Ⓢ Logged a 1.77 ERA (9 ER/45.2 IP) and a .196 average against (32-for-163) in his final 43 outings dating to June 28.
- Ⓢ Posted a 1-0 record with a 0.46 ERA (1 ER/19.2 IP) in 18 games vs. the N.L. East.
- Ⓢ Issued a career-high four walks (as a reliever), April 9, in the Cubs 6-0 setback in Milwaukee.
- Ⓢ Enjoyed a 15.0-inning scoreless streak (11 appearances) from the fifth frame April 12-May 11's sixth inning before allowing three runs in the seventh vs. St. Louis ... the streak was 0.1 innings shy of his career high set August 1-September 1, 2008.
- Ⓢ Surrendered a season-high five runs (three earned) in May 20's eighth inning in Boston.
- Ⓢ Posted an 8.1-scoreless innings streak, August 13-25 (eight appearances).
- Ⓢ Was unscored upon in his last nine appearances (10.0 IP), September 6-27.

Samardzija: Career Review (Continued)

2010: Jeff broke camp with Chicago for the first time in his career, however, he spent a majority of the season with Triple-A Iowa ... all told, he went 2-2 with an 8.38 ERA (18 ER/19.1 IP) in seven games (three starts) with the Cubs.

- Ⓒ Had a 6.00 ERA (8 ER/12.0 IP) with a 2-0 record in four road games (two starts) ... was 0-2 with a 12.27 ERA (10 ER/7.1 IP) in three home games (one start).
- Ⓒ Started the campaign in the Cubs bullpen, going 0-1 with an 18.90 ERA (7 ER/3.1 IP) in four relief appearances.
- Ⓒ Tossed a season-high 2.0 innings of relief, April 15 vs. Milwaukee, allowing two runs on two hits, while walking two and fanning one.
- Ⓒ Optioned to Iowa, April 24, when Ted Lilly returned from the D.L.
- Ⓒ Recalled to Chicago, September 7, and made three starts for the club, going 2-1 with a 6.19 ERA (11 ER/16.0 IP).
- Ⓒ Picked up his first win of the season, September 13 in St. Louis, tossing 5.2-scoreless innings of six-hit ball, while walking four and fanning one.
- Ⓒ Won back-to-back starts for the first time in his career by picking up his second win of the year, September 19 in Florida.
- Ⓒ With Iowa, went 11-3 with a 4.37 ERA (54 ER/111.1 IP) in 35 games (15 starts) ... struck out 102 and walked 67 while compiling a .786 winning percentage.

2009: Jeff split the season between the Cubs and Triple-A Iowa ... he went 1-3 with a 7.53 ERA (29 ER/34.2 IP) in 20 games (two starts) for Chicago during three stints: April 23-May 6, June 30-August 13 and September 8 through the end of the season.

- Ⓒ Tossed 2.0 or more innings of relief five times, while hurling 3.0-plus frames for the Cubs three times.
- Ⓒ Opened the season with Triple-A Iowa, posting no record and a 3.75 ERA (5 ER/12.0 IP) in three appearances (two starts) prior to his April 23 recall.
- Ⓒ In his first stint with the big club, April 23-May 6, he recorded no record and an 8.10 ERA (3 ER/3.1 IP) in five relief outings.
- Ⓒ He was recalled June 30-August 13 ... went 1-2 with a 7.77 ERA (21 ER/24.1 IP) in 12 games (one start).
- Ⓒ Earned his lone win of the season July 27 vs. Houston after tossing 2.0 scoreless innings of relief, yielding a pair of knocks and walking one in Chicago's 5-1, 13-inning victory.
- Ⓒ Made his first career major league start August 12 vs. the Phillies ... was charged with seven runs on eight hits, while walking none and fanning four in 3.1 innings of work in the Cubs' 12-5 setback.
- Ⓒ Hit first big league homer September 23 in Milwaukee (Chris Narveson).
- Ⓒ With the I-Cubs, was 6-6 with a 4.35 ERA (43 ER/89.0 IP) in 18 games, 17 starts ... struck out 71 compared to 27 walks.

2008: Jeff made 26 relief appearances for Chicago, going 1-0 with one save and a 2.28 ERA (7 ER/27.2 IP) in his first major league action after beginning the year at the Double-A level.

- Ⓒ Posted a 0.95 ERA (2 ER/19.0 IP) in 15 outings at Wrigley Field ... had a 5.19 ERA (5 ER/8.2 IP) in 11 road games.
- Ⓒ Did not allow a run in 13 August contests, spanning 14.1 innings of work.
- Ⓒ Limited the opponent to a .226 batting average (24-for-106), including a .167 mark (8-for-48) against left-handed hitters.
- Ⓒ Promoted from Iowa, July 25, and made his big league debut that day vs. Florida ... allowed one run in 2.0 innings of work.
- Ⓒ Converted his first major league save after tossing 2.0 perfect innings of relief, fanning three, in July 27's 9-6 win over Florida.
- Ⓒ During his season-high 15.1 scoreless-innings streak, August 1-September 1, surrendered 10 hits, walked six and fanned 14.
- Ⓒ Earned his first major league win after hurling 1.1 shutout innings, August 29 vs. Philadelphia, yielding two hits and two walks.
- Ⓒ Recorded a 5.40 ERA (5 ER/8.1 IP) with no record in 10 September relief outings.
- Ⓒ Prior to recall was 7-6 with a 4.29 ERA (54 ER/113.1 IP) in 22 games (21 starts) between Triple-A Iowa and Double-A Tennessee.

2007: Jeff appeared in 30 games (26 starts) between Single-A Daytona and Double-A Tennessee in his second professional season, combining to post a 4.57 ERA (72 ER/141.2 IP), including a 3.41 ERA in six starts with Tennessee.

- Ⓒ Allowed two or fewer earned runs to score in 12 of his 20 starts at Single-A Daytona.
- Ⓒ Promoted to Double-A Tennessee, August 2.
- Ⓒ Won his first three starts with the Double-A club, posting a 3.12 ERA (6 ER/17.1 IP) with five walks and 12 strikeouts in that span.

2006: Jeff went 1-2 with a 2.70 ERA (9 ER/30.0 IP) in a combined seven starts at the Single-A level with Boise and Peoria.

- Ⓒ Started the year in Boise, making five starts and going 1-1 with a 2.37 ERA (5 ER/19.0 IP) while striking out 13 and walking just six.
- Ⓒ Finished the season in Peoria where he went 0-1 with a 3.27 ERA (4 ER/11.0 IP) in two starts.
- Ⓒ Returned to the University of Notre Dame in August to fulfill his prior commitment to the football team.
- Ⓒ Named the fourth-best prospect in the Cubs minor league organization heading into the 2007 season by *Baseball America*.

Samardzija: Career Statistics and Splits

YEAR	TEAM	W-L	ERA	G	GS	CG	SHO	SV	IP	H	R	ER	HR	HB	BB	SO	WP	BK
2006	Boise-A	1-1	2.37	5	5	0	0	0	19.0	18	5	5	1	5	6	13	2	0
	Peoria-A	0-1	3.27	2	2	0	0	0	11.0	6	5	4	1	0	6	4	0	0
2007	Daytona-A	3-8	4.95	24	20	1	0	0	107.1	142	69	59	8	1	35	45	3	0
	Tennessee-AA	3-3	3.41	6	6	0	0	0	34.1	33	15	13	8	1	9	20	0	0
2008	Tennessee-AA	3-5	4.86	16	15	0	0	0	76.0	71	43	41	6	2	42	44	4	0
	Iowa-AAA	4-1	3.13	6	6	1	0	0	37.1	32	13	13	5	1	16	40	3	0
	CUBS	1-0	2.28	26	0	0	0	1	27.2	24	12	7	0	1	15	25	2	0
2009	Iowa-AAA	6-6	4.35	18	17	1	0	0	89.0	98	46	43	12	3	27	71	3	0
	CUBS	1-3	7.53	20	2	0	0	0	34.2	46	29	29	7	1	15	21	2	0
2010	CUBS	2-2	8.38	7	3	0	0	0	19.1	21	22	18	4	2	20	9	1	0
	Iowa-AAA	11-3	4.37	35	15	0	0	0	111.1	86	62	54	9	2	67	102	5	1
2011	CUBS	8-4	2.97	75	0	0	0	0	88.0	64	35	29	5	5	50	87	8	0
2012	CUBS	9-13	3.81	28	28	1	0	0	174.2	157	79	74	20	4	56	180	10	0
M.L./CUBS TOTALS		21-22	4.10	156	33	1	0	1	344.1	312	177	157	36	13	156	322	23	0
MINOR LEAGUE TOTALS		31-28	4.30	112	86	3	0	0	485.1	486	258	232	50	15	208	339	20	1

LAST MAJOR LEAGUE COMPLETE GAME: 9/8/12 @ Pittsburgh (W, 4-3)

YEAR	AVG	AB	R	H	2B	3B	HR	RBI	SH	SF	HP	BB	SO	SB	CS	PCT	G	PO	A	E	TC	DP
2012	.100	50	0	5	0	0	0	3	7	0	1	3	16	0	0	.950	28	13	25	2	40	1
M.L. TOTALS	.109	64	1	7	0	0	1	5	9	0	1	5	23	0	0	.946	156	24	46	4	74	2

LAST HIT: 6/22/12 @ Arizona (single off Brad Ziegler) ... number of at-bats since then – 26
HOME RUNS: 1 – 9/23/09 @ Milwaukee (Chris Narveson)

DIVISION SERIES STATISTICS

YEAR	TEAM/OPP	W-L	ERA	G	GS	CG	SHO	SV	IP	H	R	ER	HR	HB	BB	SO	WP	BK
2008	CUBS vs. LAD	0-0	9.00	1	0	0	0	0	1.0	2	1	1	0	0	0	0	0	0

JEFF SAMARDZIJA'S CAREER TRANSACTIONS

2006 – Selected by Cubs in fifth round of draft (scout: Stan Zielinski)
2007 – Signed five-year major league contract with Cubs 1/19 with club options for 2012 and 2013

JEFF SAMARDZIJA'S CAREER HIGHS AND LOWS

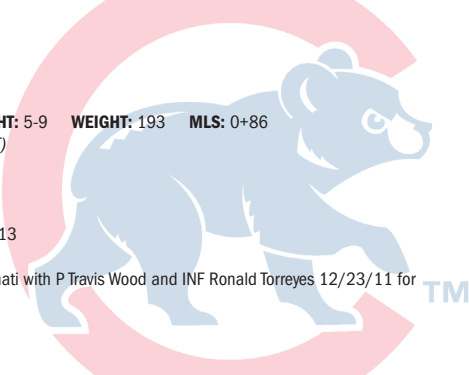
LOW-HIT COMPLETE GAME: 4 – 9/8/12 @ Pittsburgh
MOST STRIKEOUTS: 11 (twice), most recently 8/13/12 vs. Houston
... also has one 10-strikeout game
MOST HITS ALLOWED: 10 – 4/13/12 @ St. Louis
MOST RUNS ALLOWED: 9 – 6/27/12 vs. New York (N.L.)
MOST HOMERS ALLOWED: 3 – 8/18/12 @ Cincinnati
MOST WALKS ALLOWED: 7 – 9/26/10 vs. St. Louis
LONGEST WINNING STREAK: 5 games – 8/4/11-4/13/12
LONGEST LOSING STREAK: 4 games – 6/9-27/12
LONGEST RELIEF APPEARANCE: 4.0 innings – 8/7/09 @ Colorado
LONGEST SCORELESS INNINGS STREAK:
15.1 innings – 8/1-9/1/08



17 Dave Sappelt – OF



BATS: Right **THROWS:** Right **HEIGHT:** 5-9 **WEIGHT:** 193 **MLS:** 0+86
FULL NAME: David J. Sappelt (*sap-PELT*)
OPENING DAY AGE: 26
BORN: 1/2/87 in Buffalo, NY
RESIDES: Myrtle Beach, SC
CONTRACT STATUS: Signed through 2013
SIGNED BY: Steve Kring (Cincinnati)
HOW ACQUIRED: Acquired from Cincinnati with P Travis Wood and INF Ronald Torreyes 12/23/11 for P Sean Marshall



Sappelt: Facts and Information

Dave, who was acquired by the Cubs in a four-player trade with the Reds in December of 2011, has seen major league action in parts of the last two seasons with the Reds (in 2011) and the Cubs (in 2012).

- © In 64 career major league games, has a .256 batting average (45-for-176) with 14 doubles, two home runs and 13 RBI.
- © Owns a .299 batting average (631-for-2,112) with 280 runs, 117 doubles, 33 triples, 38 homers and 238 RBI in 538 minor league games.
- © Named Reds Minor League Hitter of the Year, the Southern League's Most Valuable Player, Topps Southern League Player of the Year and a *Baseball America* Double-A All-Star in 2010.
- © His .361 batting average with Double-A Carolina in 2010 was a Mudcats record and led the Southern League.
- © Attended Coastal Carolina University in Conway, S.C.
- © Graduated from Southern Alamance High School in Graham, N.C.
- © Participated in the 2013 Cubs Caravan.

Sappelt: 2012 Season

In his first year with the organization, Dave spent most of the season with Triple-A Iowa prior to his recall to Chicago, September 1 ... batted .266 (133-for-500) with 26 doubles, four triples, seven homers and 54 RBI in 133 games for Iowa.

- © Appeared in 26 games for the Cubs, hitting .275 (19-for-69) with six doubles, two home runs and eight RBI ... had a .351 on-base percentage, thanks in part to seven walks compared to nine strikeouts.
- © Hit .440 (11-for-25) off southpaws ... batted .412 (14-for-34) on the road.
- © Played 20 games in right field (16 starts) and four games in left field.
- © Made his Cubs debut as a pinch-hitter, September 2 vs. San Francisco, and his first Cubs start, September 3 in Washington, in right field (0-for-2, BB).
- © His first career home run was a lead-off shot, September 25 in Colorado, off Jorge de la Rosa.
- © With Iowa, played 84 games in right field, 26 games in center field and 20 games in left field ... finished with 12 outfield assists.
- © Hit .331 (52-for-157) against left-handed pitchers at Triple-A ... had a .236 average (81-for-343) against righthanders.
- © Posted a .289 batting average (52-for-180) following the Triple-A All-Star break, 36 points higher than his .253 average (81-for-320) in the first half.
- © Played 30 games with Margarita in the Venezuelan Winter League ... hit .336 (39-for-116) with five doubles, a triple, five homers and 15 RBI ... batted .372 (35-for-94) off righthanders.

Sappelt: Career Review

2011: Dave made his major league debut with the Reds in his fourth professional season, batting .243 (26-for-107) with seven walks, 14 runs, eight doubles and five RBI in 38 games.

- © Appeared in the field 35 times: 31 in left field (20 starts) and four in center field (two starts).
- © Recalled by the Reds, August 7, to replace Chris Heisey and spent the remainder of the season in the majors ... made his major league debut that afternoon with a start in left field at the Cubs ... singled off Randy Wells for his first major league hit.
- © Garnered a career-high seven-game hitting streak, August 27-September 9, going 9-for-25 (.360) with one RBI.
- © Swiped his first-career bag, September 26 at the Mets.
- © Opened the season with Triple-A Louisville, boasting a .313 average (93-for-297) with 40 runs, 16 doubles, three triples, seven homers and 29 RBI in 74 contests.
- © Hit .358 (34-for-95) off southpaws compared to a .292 mark (59-for-202) against right-handed pitchers.
- © Sidelined on the seven-day disabled list, May 6-June 9, with a strained left oblique.
- © Batted .238 (19-for-80) with 11 runs, two doubles, one homer and six RBI in 22 games with Caribes de Anzoategui in the Venezuelan Winter League.

Sappelt: Career Review (Continued)

2010: Dave was the Reds Minor League Hitter of the Year and the Southern League's Most Valuable Player ... he combined to hit .342 (174-for-509) with 25 stolen bases, 72 runs, 32 doubles, 11 triples, 10 homers and 74 RBI in 133 games with Single-A Lynchburg, Double-A Carolina and Triple-A Louisville.

- Was also named Topps Southern League Player of the Year and a *Baseball America* Double-A All-Star.
- Led all Reds minor leaguers in hitting, while ranking fifth in RBI and stolen bases.
- Opened the season with Lynchburg, batting .282 (20-for-71) with six stolen bases, seven runs, five doubles and four RBI in 19 games before his April 30 promotion to Double-A.
- Produced a .361 average (119-for-330) with 15 stolen bases, 53 runs, 19 doubles, eight triples, nine homers and 62 RBI in 89 contests with the Mudcats.
- Reached base safely in his last 36 games for Carolina before his August 12 promotion to Louisville ... his on-base streak was the longest of the season in the Southern League.
- Hit .324 (35-for-108) with six walks, 12 runs, eight doubles, three triples, one homer and eight RBI in 25 games with Louisville.
- Batted .292 (21-for-72) with nine runs, two doubles and 10 RBI in 21 games with the Peoria Saguaros in the Arizona Fall League before appearing in 33 games with Caribes de Anzoategui in the Venezuelan Winter League (.305, 5 2B, 2 3B, 1 HR, 10 RBI).

2009: In 136 games between Single-A Dayton and Single-A Sarasota, hit .281 (155-for-552) with 47 stolen bases, 24 doubles, seven homers and 46 RBI ... led all Reds minor leaguers in steals and ranked eighth in batting average.

2008: In his first professional season, Dave batted .299 (76-for-254) with 19 doubles, seven homers and 35 RBI in 62 games with Rookie-League Billings ... ranked third among all Reds minor leaguers, and 10th in the Pioneer League, in batting average.

Sappelt: Career Statistics and Transactions

YEAR	TEAM	AVG	G	AB	R	H	2B	3B	HR	RBI	SH	SF	HP	BB	SO	SB-CS	E	OBP	SLG
2008	— Billings-R	.299	62	254	47	76	19	5	7	35	2	1	1	21	45	6-3	1	.354	.496
2009	— Dayton-A	.269	74	301	44	81	14	7	3	25	2	3	2	23	46	26-11	1	.322	.392
	Sarasota-A	.295	62	251	27	74	10	3	4	21	4	1	2	13	29	21-11	2	.333	.406
2010	— Lynchburg-A	.282	19	71	7	20	5	0	0	4	0	0	1	5	15	6-4	1	.338	.352
	Carolina-AA	*.361	89	330	53	119	19	8	9	62	4	4	3	31	46	15-13	1	.416	.548
	Louisville-AAA	.324	25	108	12	35	8	3	1	8	0	0	1	6	13	4-1	0	.365	.481
2011	— Louisville-AAA	.313	74	297	40	93	16	3	7	29	4	3	2	30	39	4-4	4	.377	.458
	Cincinnati	.243	38	107	14	26	8	0	0	5	4	0	0	7	17	1-1	0	.289	.318
2012	— Iowa-AAA	.266	133	500	50	133	26	4	7	54	6	6	2	36	73	15-6	4	.314	.376
	CUBS	.275	26	69	8	19	6	0	2	8	1	0	1	7	9	0-0	0	.351	.449
MAJOR LEAGUE TOTALS		.256	64	176	22	45	14	0	2	13	5	0	1	14	26	1-1	0	.314	.369
MINOR LEAGUE TOTALS		.299	538	2112	280	631	117	33	38	238	22	18	14	165	306	97-53	14	.351	.439

*Led League

PCT	G	PO	A	E	TC	DP	2012/CAREER	PCT	G	PO	A	E	TC	DP
—	4	0	0	0	0	0	Left Field	1.000	35	44	2	0	46	1
							Center Field	1.000	4	7	0	0	7	0
1.000	20	37	2	0	39	1	Right Field	1.000	20	37	2	0	39	1
1.000	37	2	0	39	1	1	M.L. TOTALS	1.000	88	4	0	92	2	

DAVE SAPPELT'S CAREER TRANSACTIONS

- 2008 — Selected by the Reds in the ninth round of draft (scout: Steve Kring)
- 2011 — Acquired by the Cubs along with P Travis Wood and INF Ronald Torreyes 12/23 for P Sean Marshall

DAVE SAPPELT'S CAREER HIGHS

- LEADOFF HOMERS: 1 — 9/25/12 @ Colorado (Jorge de la Rosa)
- MOST HITS: 3 (three times), most recently 9/12/12 @ Houston
- MOST DOUBLES: 2 (twice), most recently 9/10/12 @ Houston
- MOST RBI: 3 — 9/10/12 @ Houston
- MOST RUNS SCORED: 2 (twice), most recently 9/6/11 @ Cubs
- MOST WALKS: 2 — 9/20/12 vs. Cincinnati
- LONGEST HITTING STREAK: 7 games, 8/27-9/11

19 Nate Schierholtz – OF



BATS: Left **THROWS:** Right **HEIGHT:** 6-2 **WEIGHT:** 215 **MLS:** 4+78
FULL NAME: Nathan J. Schierholtz (*SHER-holtz*)
OPENING DAY AGE: 29
BORN: 2/15/84 in Reno, NV
RESIDES: San Francisco, CA
FAMILY: Married — Kate
CONTRACT STATUS: Signed through 2013
SIGNED BY: Matt Nerland (San Francisco)
HOW ACQUIRED: Signed a one-year major league contract with Cubs 12/21/12



Schierholtz: Facts and Information

Nate begins his first season with Chicago after signing as a free agent in December of 2012 ... owns a .270 batting average (344-for-1,275) with 75 doubles, 15 triples, 24 home runs and 123 RBI in 540 major league contests with San Francisco (2007-12) and Philadelphia (2012).

- © Owns a .988 career fielding percentage (8 E/642 TC) in 432 games in the outfield ... has played 420 games in right field, eight in left field and seven in center field.
- © Was a member of San Francisco's World Series title club in 2010 ... appeared in 11 games of the team's post-season run.
- © Has a .306 batting average (743-for-2,428) with 162 doubles, 45 triples, 84 home runs and 401 RBI in 630 minor league games covering eight seasons.
- © Played and earned a bronze medal in the 2008 Olympics in Beijing, China, for Team USA ... hit .216 with four doubles, one home run and six RBI in nine contests.
- © Was named San Francisco's 2007 **USA Today** Organizational Player of the Year after producing a .304 batting average during a 39-game Major League cameo.
- © In 2004, he earned South Atlantic League All-Star Honors with Single-A Hagerstown.
- © Was a second round selection by the Giants in the 2003 Draft ... attended Chabot Junior College (Hayward, Calif.) after graduating from San Ramon Valley High School (Danville, Calif.).
- © Was team captain and a three-time MVP while in high school.

Schierholtz: 2012 Season

Nate began his sixth season with the San Francisco Giants before he was traded to the Philadelphia Phillies in a four-player deal involving Hunter Pence, July 31, 2012.

- © Combined to hit .257 (62-for-241) with eight doubles, five triples, six home runs and 21 RBI in 114 games between the Giants and Phillies.
- © Boasted a .287 batting average (51-for-178) vs. right-handed hurlers ... all six of his home runs were off righties.
- © Recorded back-to-back three-hit games, April 23-24 at the Mets, while registering a triple in both games.
- © Went 2-for-5 with a home run in his Phillies debut, August 1 at Washington.
- © Logged a .269 batting average (25-for-93) with one home run and 16 RBI with runners on base.
- © Was placed on the 15-day disabled list, August 13, due to a fractured right big toe.
- © Hit .118 (2-for-17) with one RBI in four games while rehabbing with Triple-A Lehigh Valley before he was activated, September 1.

Schierholtz: Career Review

2011: Nate posted career-highs in doubles (22), home runs (nine) and RBI (41) while batting .278 (93-for-335) in 115 games with San Francisco.

- © Started 77 games: 70 in right field and seven in left field ... recorded a team-high nine outfield assists.
- © Led the club with a .295 batting average (26-for-88) with runners in scoring position.
- © Improved his plate discipline for the third-consecutive year by averaging 3.97 pitches per plate appearance (3.87 in 2010 and 3.41 in 2009).
- © Recorded his first-career multi-homer game, July 6 vs. San Diego ... his second clout of the game was his first career walk-off home run.
- © Made his first career start in left field, July 28 at Philadelphia.
- © Registered a season-high eight game hitting streak, July 5-15 ... batted .382 (13-for-34) with three home runs and eight RBI during the streak.
- © Picked up a season-best four hits, July 10 vs. New York (N.L.).
- © Logged a .297 batting average (71-for-239) during night games compared to a .229 clip (22-for-96) during the day.

2010: Appearing in a career-high 137 games, primarily as a late inning defensive replacement, Nate batted .242 (55-for-227) with 13 doubles, three home runs and 17 RBI and helped the Giants to the World Series title.

- © Finished the campaign tied for the team lead with seven outfield assists (Andres Torres).
- © Hit .310 (9-for-29) with one home run and three RBI as a pinch-hitter.
- © Began the season with a .375 batting average (18-for-48) in the month of April.
- © Recorded a .333 batting average (15-for-45) vs. N.L. Central, the highest average against any other division.
- © Picked up a career-best five hits, April 28 vs. Philadelphia, while reaching base safely in all six of his plate appearances.
- © Appeared in 11 post-season games and batted .167 (2-for-12) en route to the Giants winning the World Series.

Schierholtz: Career Review (Continued)

2009: Spent most of the campaign as the Giants fourth outfielder, compiling a .267 batting average (76-for-285) with 19 doubles, five home runs and 29 RBI in 116 contests.

- Finished the season as one of N.L.'s best pinch-hitters, batting .371 (13-for-35) with three doubles and five RBI in the role.
- His .370 batting average (20-for-54) against left-handed hurlers was seventh-highest in the N.L.
- Recorded his second-career four-hit contest, June 28 at Milwaukee, going 4-for-5 with a solo home run.
- Hit a three-run inside-the-park home run, June 14 vs. Oakland, off Brett Anderson.
- Was placed on the 15-day disabled list, July 28, with a strained left hip and internal bleeding.
- Played in five rehab games with Triple-A Fresno, batting .222 (4-for-18) with one RBI, before he was activated, August 12.

2008: Nate began the season at Triple-A Fresno, where he batted .320 (112-for-350) with 22 doubles, 10 triples, 18 home runs and 73 RBI in 93 games before getting a September call-up to the big league club.

- Appeared in 19 games at the major league level, batting .320 (24-for-75) with eight doubles, one home run and five RBI.
- Hit safely in his first six contests with the Giants, including four multi-hit games, for a .480 batting average (12-for-25).
- Clubbed his first career big league home run, September 6 vs. Pittsburgh, off Jesse Chavez.
- Prior to his call-up, Nate participated in the 2008 Olympics in Beijing, China ... was selected to the U.S. roster as a replacement for the injured Colby Rasmus (St. Louis).
- Finished tied for second in the Pacific Coast League with 10 triples.

2007: Made his major league debut in his fifth season of professional ball after being called up in June ... batted .304 (34-for-112) with five doubles, three triples and 10 RBI in 39 games with the Giants.

- Made his major league debut as a ninth inning replacement in right field, June 11 vs. Toronto.
- Made his first big league start, June 12 vs. Toronto, and singled in his first at-bat off A.J. Burnett.
- Recorded a .364 batting average (12-for-33) in his first 10 major league games.
- Delivered a two-out, walk-off, RBI-single in the 13th inning, June 23 vs. the Yankees.
- Finished fifth in the Pacific Coast League with a .333 average (137-for-411) to go along with 31 doubles, 16 home runs and 68 RBI in 109 games.
- Appeared in the Arizona Fall League with the Scottsdale Scorpions, batting .348 (31-for-89) with eight doubles, four home runs and 10 RBI.
- Was named San Francisco's 2007 *USA Today* Organizational Player of the Year.

2006: Spent the entire season with Double-A Connecticut, pacing the club in nearly all major offensive categories, including at-bats (470), runs (55), hits (126), total bases (206), doubles (26), triples (six), home runs (14) and RBI (54).

- Finished the season with a .270 batting average (127-for-470) in 125 games.
- Tied franchise record with a 25-game hitting streak August 4-30 ... batted .398 (43-for-108) during the streak.

2005: Helped lead Single-A San Jose to the California League championship by batting .319 (160-for-502) with 83 runs, 37 doubles, eight triples, 15 home runs and a career-high 86 RBI in 128 contests.

- Finished with the third-highest batting average in the California League, while his RBI total was fourth-best in the entire San Francisco system.

2004: Nate split the season between Single-A San Jose and Single-A Hagerstown, combining to hit .296 (146-for-493) with a career-high 40 doubles, nine triples, 18 home runs and 85 RBI in 121 games ... earned South Atlantic League All-Star Honors.

2003: In his first professional baseball season, Nate split the campaign between Arizona Rookie League Giants and Single-A Salem-Keizer, combining to hit .331 (56-for-169) with three home runs and 34 RBI in 46 contests.

GOING DEEP AGAIN AND AGAIN

The Cubs homered 15 times over a three-game period August 10-August 12, 2002, hitting six homers August 10 at Colorado's Coors Field, five on August 11 at Coors Field and four on August 12 at Wrigley Field.

The 15 homers tied a National League three-game mark accomplished three previous times — most recently by Cincinnati in 1999 (September 4-September 6).

Schierholtz: Career Statistics and Transactions

YEAR	TEAM	AVG	G	AB	R	H	2B	3B	HR	RBI	SH	SF	HP	BB	SO	SB-CS	E	OBP	SLG
2003	— AZL Giants	.400	11	45	5	18	0	2	0	5	0	0	1	3	8	4-0	1	.449	.489
	Salem-Keizer-A	.306	35	124	23	38	6	2	3	29	0	3	5	12	15	0-1	6	.382	.460
2004	— Hagerstown-A	.296	58	233	41	69	22	0	15	53	0	3	4	18	52	1-0	13	.353	.584
	San Jose-A	.295	62	258	39	76	18	9	3	31	3	2	3	15	41	3-1	14	.338	.469
2005	— San Jose-A	.319	128	502	83	160	37	8	15	86	3	5	6	32	132	5-7	3	.363	.514
2006	— Connecticut-AA	.270	125	470	55	127	25	7	14	54	0	1	12	27	81	8-3	7	.325	.443
2007	— Fresno-AAA	.333	109	411	67	137	31	7	16	68	1	4	6	17	58	10-4	4	.365	.560
	San Francisco	.304	39	112	9	34	5	3	0	10	0	2	1	2	19	3-1	1	.316	.402
2008	— Fresno-AAA	.320	93	350	62	112	22	10	18	73	0	2	4	21	51	9-3	1	.363	.594
	San Francisco	.320	19	75	12	24	8	1	1	5	0	0	3	3	8	0-1	0	.370	.493
2009	— San Francisco	.267	116	285	33	76	19	2	5	29	0	6	1	16	58	3-1	2	.302	.400
	Fresno-AAA#	.222	5	18	2	4	1	0	0	1	0	0	0	1	1	1-0	0	.263	.278
2010	— San Francisco	.242	137	227	34	55	13	3	3	17	1	1	3	20	38	4-5	1	.311	.366
2011	— San Francisco	.278	115	335	42	93	22	1	9	41	0	2	4	21	61	7-4	3	.326	.430
2012	— San Francisco	.251	77	175	15	44	4	5	5	16	0	2	1	18	36	3-2	1	.321	.417
	Philadelphia	.273	37	66	5	18	4	0	1	5	1	1	0	5	10	0-0	0	.319	.379
	Lehigh Valley-AAA#	.118	4	17	1	2	0	0	0	1	0	0	0	0	3	0-0	0	.118	.118
MAJOR LEAGUE TOTALS		.270	540	1275	150	344	75	15	24	123	2	14	13	85	230	20-14	8	.319	.409
MINOR LEAGUE TOTALS		.306	630	2428	378	743	162	45	84	401	7	20	41	146	442	41-19	49	.353	.514

#Injury Rehabilitation Assignment

PCT	G	PO	A	E	TC	DP	2012/CAREER	PCT	G	PO	A	E	TC	DP
							Left Field	.941	8	15	1	1	17	1
1.000	7	9	0	0	9	0	Center Field	1.000	7	9	0	0	9	0
.990	80	100	0	1	101	0	Right Field	.989	420	583	26	7	616	6
.991	109	109	0	1	110	0	M.L. TOTALS	.988		607	27	8	642	7

DIVISION SERIES STATISTICS

YEAR	TEAM/SITE	AVG	G	AB	R	H	2B	3B	HR	RBI	SH	SF	HP	BB	SO	SB-CS	E	OBP	SLG
2010	— SF vs. ATL	.250	4	4	0	1	0	0	0	0	0	0	0	0	1	0-0	0	.250	.250

LEAGUE CHAMPIONSHIP SERIES STATISTICS

YEAR	TEAM/SITE	AVG	G	AB	R	H	2B	3B	HR	RBI	SH	SF	HP	BB	SO	SB-CS	E	OBP	SLG
2010	— SF vs. PHI	.000	4	3	1	0	0	0	0	0	0	0	0	0	3	0-0	0	.000	.000

WORLD SERIES STATISTICS

YEAR	TEAM/SITE	AVG	G	AB	R	H	2B	3B	HR	RBI	SH	SF	HP	BB	SO	SB-CS	E	OBP	SLG
2010	— SF vs. TEX	.200	3	5	1	1	0	0	0	1	0	0	0	1	1	0-0	0	.333	.200

NATE SCHIERHOLTZ'S CAREER TRANSACTIONS

2003 — Selected by San Francisco in second round of the 2003 draft (scout: Matt Nerland)
 2009 — On disabled list 7/27-8/12 ... strained left hip and internal bleeding ... included injury rehab assignment to Fresno (8/5-12)
 2011 — On disabled list 8/22-9/29 ... fractured right foot
 2012 — Traded to Philadelphia 7/31 with C Tommy Joseph and P Seth Rosin for OF Hunter Pence
 2012 — On disabled list 8/13-9/1 ... fractured right big toe ... included injury rehab assignment to Lehigh Valley (8/26-9/1)
 2012 — Declared free agency 11/30
 2012 — Signed a one-year major league contract with Cubs 12/21

NATE SCHIERHOLTZ'S CAREER HIGHS

LEADOFF HOMERS: 1 — 7/22/12 @ Philadelphia (Joe Blanton)
MULTI HOMER GAMES: 3 — 7/6/11 vs. San Diego, 4/11/12 @ Colorado, 7/22/12 @ Philadelphia
INSIDE THE PARK HOMERS: 1 — 6/14/09 vs. Oakland (Brett Anderson)
MOST RUNS SCORED: 3 (four times), most recently 7/2/11 @ Detroit
MOST HITS: 5 — 4/28/10 vs. Philadelphia
MOST DOUBLES: 3 — 9/24/08 vs. Colorado
MOST RBI: 3 (four times), most recently 4/23/12 @ New York (N.L.)
MOST WALKS: 2 (five times), most recently 6/23/12 @ Oakland
MOST STOLEN BASES: 2 — 7/17/11 @ San Diego
LONGEST HITTING STREAK: 9 games — 9/28/07-9/9/08

68 Jorge Soler – OF



BATS: Right **THROWS:** Right **HEIGHT:** 6-4 **WEIGHT:** 215 **MLS:** 0
FULL NAME: Jorge Carlos Soler (Castillo) (*HOER-hay So-lair*)
OPENING DAY AGE: 21
BORN: 2/25/92 in Havana, Cuba
RESIDES: Port Au Prince, Haiti
FAMILY: Single
CONTRACT STATUS: Signed through 2020
SIGNED BY: Paul Weaver and Louie Eljaou
HOW ACQUIRED: Signed a nine-year major league contract with Cubs 6/30/12



Soler: Facts and Information

Following a successful run with the Cuban National Team, Jorge enters his first full professional season after signing a nine-year major league deal with the Cubs, June 30, 2012.

- © Owns a .299 batting average (40-for-134) with seven doubles, five homers, 25 RBI and 12 stolen bases in 34 career minor league contests.
- © Recognized as the third-best prospect in the Cubs organization heading into the 2013 season by *Baseball America*.
- © Played for Cuba in several international tournaments, including the 16-under COPABE Pan American Championships in Lagos de Morelos, Mexico in 2008, and in the World Junior Championships in Thunder Bay, Ontario, Canada in 2010.
 - ♦ Batted .304 with a .500 on-base percentage and a .522 slugging percentage in seven games in the 2010 World Junior Championships, helping Cuba to the bronze medal ... drew nine walks while only striking out once during the tournament.

Soler: 2012 Season

Jorge batted .299 (40-for-134) with seven doubles, five home runs and 25 RBI in 34 games between Rookie-League Mesa and Single-A Peoria in his first professional season.

- © Saw action in 14 games with Rookie-League Mesa to begin his professional campaign, batting .241 (13-for-54) with two doubles, two home runs, 14 runs scored, 10 RBI and eight stolen bases.
- © Promoted to Single-A Peoria, August 10, and went on to hit .338 (27-for-80) with five doubles, three homers, 14 runs scored, 15 RBI and four stolen bases in 20 games.
- © Hit safely in 15 of 20 contests with the Chiefs, including eight multi-hit affairs.
- © Hit at a .417 clip (10-for-24) with three walks, three doubles, a homer and 13 RBI with runners in scoring position with Peoria ... batted .500 (5-for-10) with nine RBI with RISP and two outs.
- © Blasted a grand slam in his second game with the Chiefs, August 11 at Beloit.
- © Collected a season-high four hits, August 18 at Wisconsin, going 4-for-5 with a double, a homer, two runs scored, two RBI and a stolen base in the Chiefs 9-2 victory.
- © Tallied a .455 batting average (5-for-11) in three September contests to close out the season.

Soler: Career Statistics and Transactions

YEAR	TEAM	AVG	G	AB	R	H	2B	3B	HR	RBI	SH	SF	HP	BB	SO	SB-CS	E	OBP	SLG
2012	Mesa-R	.241	14	54	14	13	2	0	2	10	0	0	1	6	13	8-0	0	.328	.389
	Peoria-A	.338	20	80	14	27	5	0	3	15	0	0	2	6	6	4-1	1	.398	.513
MINOR LEAGUE TOTALS		.299	34	134	28	40	7	0	5	25	0	0	3	12	19	12-1	1	.369	.463

JORGE SOLER'S CAREER TRANSACTIONS

2012 – Signed a nine-year major league contract through 2020 with Cubs 6/30 (scouts: Paul Weaver and Louie Eljaou)

HOT AND COLD

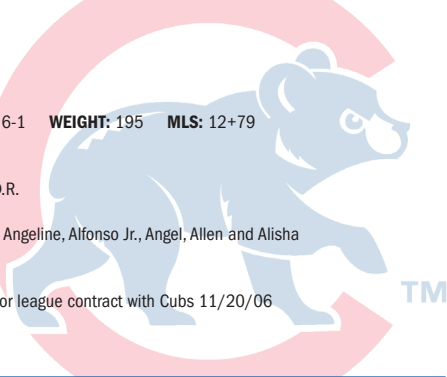
The last time the Wrigley Field gametime temperature reached the triple-digit mark was on July 13, 1995, when the first-pitch Fahrenheit for the Cubs' 7:05 p.m. Saturday night affair against Cincinnati was 103 degrees.

The lowest Wrigley Field gametime temperature in recent years was a 32-degree first pitch April 8, 2003, vs. Montreal. On April 18, 2011 vs. San Diego, the gametime temperature was 34 degrees.

12 Alfonso Soriano – OF



BATS: Right **THROWS:** Right **HEIGHT:** 6-1 **WEIGHT:** 195 **MLS:** 12+79
FULL NAME: Alfonso Gilleard Soriano
OPENING DAY AGE: 37
BORN: 1/7/76 in San Pedro de Macoris, D.R.
RESIDES: San Pedro de Macoris, D.R.
FAMILY: Married – Isis ... Children – Alisis, Angeline, Alfonso Jr., Angel, Allen and Alisha
CONTRACT STATUS: Signed through 2014
SIGNED BY: New York Yankees
HOW ACQUIRED: Signed an eight-year major league contract with Cubs 11/20/06



Soriano: Facts and Information

Alfonso is a seven-time All-Star who has belted 20 or more home runs in 11-straight seasons (2002-12) ... has hit .265 (806-for-3,041) with 194 doubles, 12 triples, 164 home runs and 475 RBI in 796 games since joining the Cubs prior to the 2007 season.

- © Owns a .273 career batting average (1,897-for-6,943) with 434 doubles, 30 triples, 372 home runs, 1,035 RBI and 270 stolen bases in 1,757 games with the Yankees (1999-2003), Rangers (2004-05), Nationals (2006) and Cubs (2007-12).
- © Is six doubles shy of becoming just the 30th player to reach 200 career doubles as a Cub.
- © Is one of three players to record 11-straight 20-homer seasons including 2012, joining Albert Pujols and David Ortiz.
- © Joins Andre Dawson as the only players to record 20-homer campaigns in each of their first six seasons as a Cub.
- © Has been a full-time outfielder since 2006, and his 84 outfield assists rank second in the majors in that span behind only Jeff Francoeur (103).
- © Belted a career-best 46 home runs and stole 41 bases in 2006, becoming just the fourth player in MLB history to reach the 40-40 mark.
 - Jose Canseco accomplished the feat (42 HR, 40 SB) in 1988, Barry Bonds reached it in 1996 (42-40) and Alex Rodriguez joined the club in 1998 (42-46).
 - Added 41 doubles in 2006, making him the first player in MLB history to reach at least 40 doubles, 40 homers and 40 stolen bases in a single campaign.
- © His 54 career leadoff homers rank second in major league history behind Rickey Henderson (81) ... his 22 leadoff blasts with the Cubs are a franchise mark.
 - His 12 leadoff homers in 2007 set a single-season Cubs record, shattering Rick Monday's mark of eight in 1976 ... tied Brady Anderson (in 1996) for second-most in a single season ... Soriano hit 13 in 2003, a MLB record.

- © Was named the MVP of the 2004 Mid-Summer Classic in Houston.
- © Was one of only three big leaguers to earn at least four **Louisville Slugger** Silver Slugger awards during a five-year span from 2002-06.
- © From 2002-05, he joined former Cub Ryne Sandberg as the only second basemen in MLB history to record four-straight seasons with 25 or more home runs.
- © Has reached at least 35 home runs, 90 RBI and 30 steals in a season on four occasions (2002-03, 2005-06), the most of any player in MLB history.
- © Is just one of two players to accomplish the feat at least three times ... Howard Johnson reached the mark in 1987, 1989 and 1991 with the Mets.
- © Has 30 career multi-home run games.
- © Reached the 200-home run and 200-stolen base career mark in just 929 MLB contests, the quickest of any player in MLB history.
- © Has appeared in 44 post-season contests, reaching the World Series with the New York Yankees in 2001 and 2003.
- © Attended Eugenio Maria de Osto H.S. in the Dominican Republic.
- © Sponsors a RBI team through the Union League Boys & Girls Club of Chicago, which provides inner-city youth the opportunity to play organized baseball.

CAREER AWARDS

A.L. All-Star Team
2002, 2003, 2004, 2005

N.L. All-Star Team
2006, 2007, 2008

All-Star Game MVP
2004

A.L. Silver Slugger
2002, 2004, 2005

N.L. Silver Slugger
2006

Player of the Month
June, 2007

Player of the Week
Six times, last done
May 12-18, 2008

Soriano: 2012 Season

In his strongest season as a Cub, Alfonso led the team with 32 home runs and a career-high 108 RBI while hitting .262 (147-for-561) in 151 games played ... was his sixth career 30-home run campaign, and first since hitting 33 in 2007 ... is one of just 10 players with at least four 25-home run campaigns for Chicago.

- © Became just the sixth Cub, age 36 or older, to drive in 100 runs in a season ... joins Hank Sauer in 1954, Ernie Banks in 1969, Andre Dawson in 1991, Fred McGriff in 2002 and Moises Alou in 2004.
- © Hit all 32 of his home runs in his final 121 games, beginning May 15, following no homers in his first 30 games to begin the campaign.
 - Is only the fourth player in franchise history, and first in 59 years, to reach 25 home runs despite not hitting a homer prior to May 15 ... joins Bill Nicholson in 1943, Hank Sauer in 1949 and Ralph Kiner in 1953 ... thanks to Ed Hartig.
- © Is just the second player in big league history to hit 30 homers despite not hitting a long ball in his first 30 games of the season, joining Boston's Dwight Evans, who did so in 1982.
- © His 32 homers from May 15 through the end of the season led the N.L. and ranked second in the majors behind Detroit's Miguel Cabrera (37).
- © Played in 151 games, his most since playing a career-high 159 contests in 2006 with Washington ... made 145 starts in left field.
- © His 108 RBI ranked third in the N.L.
- © Recorded his 1,000th career RBI, August 18 in Cincinnati, in the first game of a day-night doubleheader.
- © Recorded a .996 fielding percentage in left field, committing just one error in 266 total chances.
 - Prior to his lone fielding miscue, September 6 in Washington, had gone 171-straight games (272 total chances) without an error.
- © Had two multi-home run games: June 8 in Minnesota and July 13 vs. Arizona ... has 30 career multi-homer efforts.
- © July 13 vs. Arizona, went 4-for-4 with two home runs, two doubles and five RBI ... since RBI became an official stat in 1920, became just the fourth Cub to have at least four extra-base hits and five RBI in the same game (thanks to Elias).
 - Joins George Mitterwald on April 17, 1974 against the Pirates, Aramis Ramirez on September 16, 2004 against the Reds and Matt Murton on August 3, 2006 against the Diamondbacks.
- © Drove in his 100th RBI of the season, September 16 vs. Pittsburgh, with a two-out, first-inning single.
- © Hit his 30th home run of the season, September 19 vs. Cincinnati.
- © Set a career high with his 105th RBI, thanks to a solo home run, September 23 vs. St. Louis ... surpassed 104 RBI with Texas in 2005.

Soriano: Career Review

2011: Alfonso completed his fifth campaign with Chicago, hitting .244 with 27 doubles, a triple, 26 home runs and 88 RBI in 137 contests ... the 88 RBI are his most since collecting 95 in 2006 with Washington.

- Ⓢ Batted .285 (37-for-130) with runners in scoring position, including a .364 mark (8-for-22) with the bases loaded.
- Ⓢ Of his 26 home runs, 19 came off right-handed pitching ... 10 came in the seventh inning or later.
- Ⓢ His 35 two-out RBI led the club and ranked tied for 11th in the N.L.
- Ⓢ Belted a franchise-record 10 April homers to go along with 20 RBI ... entered May 1 tied for most homers in the majors with Ryan Braun.
 - The 10 blasts were his most in a month since hitting 10 in May of 2008.
- Ⓢ Is the first Cub since 1980 to at least share the big league lead in home runs at the end of April – Dave Kingman's six home runs entering play May 1, 1980 were tied for the major-league lead with Joe Rudi of the Angels and Roy Smalley Jr. of the Twins (thanks to Elias).
- Ⓢ Posted a .265 batting average (69-for-260) with 14 homers in the first half of the season ... hit .219 (47-for-215) with 12 homers following the All-Star break.
- Ⓢ Had a season-high nine-game hitting streak, May 18-28 ... batted .353 (12-for-34) during the run.
- Ⓢ Twice had an extra-base hit in five-straight games: April 26-May 2 and May 24-28 ... twice drove in a run in four-straight contests: April 25-30 and July 30-August 2.
- Ⓢ Drove in a season-high four runs twice in a span of seven games, August 27 at Milwaukee and September 3 vs. Pittsburgh.
- Ⓢ Hit his fifth homer in the 14th game of the season ... in 2010, reached five home runs in his 24th game of the season.
- Ⓢ Belted five homers in five games, April 26-May 2, including his 27th career multi-homer effort, April 29 in Arizona.
- Ⓢ Belted a solo shot, April 30 in Arizona, that hit the façade of the center field scoreboard at Chase Field.
- Ⓢ Hit his 11th homer, May 2 in Los Angeles, in the team's 28th game ... became just the third Cub in the last 41 years to hit at least 11 long balls in the team's first 28 games, joining Billy Williams in 1970 (12 homers) and Sammy Sosa in 2002 (13).
- Ⓢ May 30 vs. Houston, left the game after straining his left quad running out a ground ball in the first inning ... landed on the 15-day disabled list the following day.
- Ⓢ Activated from the D.L. prior to June 15's game vs. Milwaukee.
- Ⓢ Recorded his 28th career multi-homer game, August 2 at Pittsburgh ... was his 13th multi-homer effort as a Cub, tying for 12th-most in franchise history.
- Ⓢ Belted eventual game-winning homers in consecutive games, August 29-30 in San Francisco.
- Ⓢ September 15 in Cincinnati, recorded his 400th-career double.
- Ⓢ Drove in 20 runs in September, tied for fourth-most in the N.L.

2010: In his fourth season with the Cubs, Alfonso led the club with 40 doubles and a .496 slugging percentage, and was second with 24 home runs, 79 RBI and 67 runs scored ... it marked his fifth 40-double campaign (also 2002, 2005-07).

- Ⓢ Reached the 40-double mark, October 2 in Houston.
- Ⓢ His 147 games played were the most since appearing in a career-best 159 contests in 2006 with Washington.
- Ⓢ The 79 RBI were his most since knocking in 95 with Washington in 2006.
- Ⓢ Batted .295 (43-for-146) with seven homers against lefties, compared to a .243 mark (85-for-350) and 17 blasts against righties.
- Ⓢ Had a .292 average (21-for-72) with three homers and 11 RBI in April ... in May, led the club with 18 runs, 28 hits, nine doubles, six homers and 16 RBI while posting a .308 batting average (28-for-91).
 - Batted .237 (79-for-333) with 15 homers and 52 RBI in his final 99 games beginning June 1.
- Ⓢ Drove in a season-high four runs twice in a three-game span, April 30 and May 2 vs. Arizona, and collected 10 RBI in a three-game stretch for the second time in his career (also May 4-7, 2005, with Texas).
- Ⓢ Homered in a career-high four-straight games, April 30-May 4, one game shy of the Cubs record.
- Ⓢ Tied his career high with three walks, April 26 vs. Washington.
- Ⓢ Had a season-high, nine-game hitting streak, April 30-May 10 - hit .471 (16-for-34) during the run.
- Ⓢ Belted his 300th career homer in the second inning, June 11 vs. the White Sox, a game-tying, two-run blast off Jake Peavy ... became the 127th player in big league history to reach the milestone.
- Ⓢ Recorded his first sacrifice hit as a Cub in the fourth inning, June 16 vs. Oakland ... it marked his first sacrifice hit since June 25, 2006 at Baltimore, while with Washington.
- Ⓢ Collected his second two-homer contest of the year, June 29 vs. Pittsburgh.
- Ⓢ Hit his first career pinch-homer and collected his 800th career RBI, July 5 at Arizona, in the ninth inning off Juan Gutierrez.
- Ⓢ Doubled to left in the eighth inning, August 22 vs. Atlanta, for the 700th extra-base hit of his career.
- Ⓢ Homered in two or more consecutive games for the third time on the season, August 24 and 25 at Washington.
- Ⓢ Recorded his third multi-homer game of the season, September 28 at San Diego ... was his 26th career multi-homer effort.

2009: Alfonso was limited to 117 games as an injured left knee ended his season prematurely ... batted .241 with 20 home runs and 55 RBI in his third season with Chicago.

- Ⓢ Hit .268 (42-for-157) with a .314 on-base percentage in 41 games from the sixth spot of the batting order ... had a .228 average (69-for-302) with a .295 on-base percentage in 70 contests at the top of the order.
- Ⓢ Belted five leadoff homers before he was moved from the top of the batting order, July 4.
- Ⓢ Led the team with seven outfield assists.
- Ⓢ Hit 12 homers in his first 35 games through May 17; had eight in his final 82 contests.
- Ⓢ Celebrated Opening Day with his 50th career leadoff homer against Roy Oswalt, April 6 at Minute Maid Park.
 - Batted .237 (Was the first Cub to lead off Opening Day with a homer since Tuffy Rhodes accomplished the feat April 4, 1994 off Dwight Gooden against the Mets).
- Ⓢ His eighth inning home run, April 7 in Houston, made him the first Cub since Scott Servais in 1996 to homer in each of the club's first two games to start the season.
- Ⓢ Hit his second leadoff homer of the season and collected career stolen base No. 250, April 12 in Milwaukee.
 - Became just the 19th player in major league history to amass 250 career home runs and 250 career stolen bases.
- Ⓢ Hit two homers May 7 in Houston, his 23rd career multi-homer game.
- Ⓢ Hit his 10th homer, May 10 in Milwaukee, in his 30th game played – was the fourth time he reached 10 homers by his 30th game played.
- Ⓢ Tied Craig Biggio for second all-time with his 53rd career leadoff homer, May 13 vs. San Diego ... was his 21st as a Cub, setting a franchise mark, surpassing Jimmy Ryan (20).
- Ⓢ Hit his fifth, and final, leadoff homer of the season, June 2 in Atlanta.
- Ⓢ Belted a game-winning, solo homer in the 14th inning, June 7 in Cincinnati to help Chicago to a 6-3 win.
- Ⓢ Moved from the leadoff spot and batted sixth, July 4 vs. Milwaukee ... had previously hit sixth August 2, 2005 with Texas.
- Ⓢ Belted a walk-off grand slam in the 13th inning, July 27 vs. Houston – was his third career walk-off blast, first as a Cub, and his fourth career slam.
- Ⓢ Had an MRI on his left knee August 29 - results showed inflammation in the knee ... made his final appearance of the season September 3 vs. the White Sox.
 - Was shut down following the game to rest his left knee ... underwent season-ending arthroscopic surgery on the knee September 15 (performed by Dr. Stephen Gyzlo).

Soriano: Career Review (Continued)

2008: Alfonso endured two stints on the disabled list and batted .280 with a team-leading 29 home runs and 75 RBI in just 109 games ... was named to the N.L. All-Star squad but was unable to participate due to injury.

- Ⓒ Belted five leadoff home runs ... hit consecutive leadoff home runs, May 13-14 vs. San Diego ... was the fourth time he accomplished the feat with the Cubs.
- Ⓒ Was on the shelf, April 16-May 1, with a right calf strain, suffering the injury April 15 vs. Cincinnati ... landed back on the 15-day D.L., June 12-July 23, with a minimally displaced fracture of the fourth metacarpal in his left hand suffered June 11 vs. Atlanta.
- Ⓒ Was elected by the fans to start the 2008 All-Star Game for the National League but did not play due to injury.
- Ⓒ The club was 69-36 (.657) in games he batted leadoff.
- Ⓒ Tied the franchise record with three home runs, September 6 vs. Cincinnati, and matched career-bests with four runs and five RBI.
 - ♦ Is one of six Cubs in team history with multiple three-homer efforts.
 - ♦ He is one of only two players to hit three homers from the leadoff spot (also the Mets Jose Reyes).
- Ⓒ Had a prolific May in which he batted .345 (40-for-116) with eight doubles, 10 homers, 29 RBI and a 1.058 OPS after hitting just .175 (10-for-57) with two homers, five RBI and a .528 OPS in April.
- Ⓒ Named the N.L. Player of the Week for May 12-18 after hitting .516 (16-for-31) with two doubles, seven homers, 14 RBI, 10 runs scored a 1.758 OPS in that span.
- Ⓒ Belted seven homers in six games, May 12-17, including two-homer games in consecutive contests, May 16-17 vs. Pittsburgh ... hit his 250th career homer May 17 off Zach Duke.
- Ⓒ Led off six-straight games with a hit, marking a career high, May 13-18.
- Ⓒ Returned from his second D.L. stint, July 23 in Arizona, and went on to bat .278 with 14 homers and 35 RBI in 58 games to close out the season.
- Ⓒ Was 1-for-14 (.071) in the NLDS against the Dodgers.

2007: In his first season with Chicago, Alfonso hit .299 with 33 homers and 70 RBI in 135 games, earning his sixth nod to the All-Star Game as a reserve outfielder for the N.L. squad.

- Ⓒ Hit 12 leadoff homers, making him the only player in major league history to have two seasons with 10 or more leadoff blasts (hit a single-season record 13 leadoff homers with the Yankees in 2003).
 - ♦ Of his 12 leadoff home runs, seven came in September - the most by any player in any month in major league history.
- Ⓒ Hit a ninth-inning, two-run homer off Seattle's J.J. Putz in the 2007 All-Star Game, making him the first player to homer in the Mid-Summer Classic while representing three clubs (Yankees, Rangers, Cubs).
 - ♦ Became just the second player ever to homer for both the N.L. and A.L. squads, joining Frank Robinson.
- Ⓒ Slugged 14 home runs the final month of the season, a club record for homers in September, surpassing Ernie Banks, who had 13 in 1957.
- Ⓒ Named the N.L. Player of the Month for June after hitting .336 (41-for-122) with 11 homers, 18 RBI and a .697 slugging percentage in 28 games ... the 11 long balls led the league.
- Ⓒ His 50 multi-hit games tied Derek Lee for the most by any Cub.
- Ⓒ Began his tenure in a Cubs uniform reaching base safely in 31-straight games, April 2-May 15.
- Ⓒ Enjoyed a season-opening, seven-game hitting streak, collecting exactly one hit in each game of the stretch ... was the seventh player since 1977 to begin his Cubs career by hitting in at least seven-straight games.
- Ⓒ Left the game, April 16 vs. San Diego, with a strained left hamstring ... missed five games, returning April 22 vs. St. Louis.
- Ⓒ Hit his first home run as a Cub, and his 33rd career leadoff home run, May 1 at Pittsburgh off Tony Armas.
- Ⓒ Belted his second leadoff homer of the season, May 9 vs. Pittsburgh, off Tom Gorzelanny ... tied him for fifth all-time with Devon White and Ray Durham with 34 leadoff homers.
 - ♦ The long ball accounted for the only run of the game and it marked the first-ever 1-0 Cubs victory on a first-inning home run at Wrigley in the park's first 7,168 games played there.
- Ⓒ Went 0-for-4 with a walk May 13 in Philadelphia to snap a career-best, 20-game hitting streak (32-for-86/.372) ... was the first Cubs 20-game hitting streak since Jerome Walton had a 30-game streak in 1989.
- Ⓒ Played in his 1,000th career game, May 24 in San Diego.
- Ⓒ June 8 in Atlanta, recorded his second-career three-homer game as part of a 4-for-5 effort.
- Ⓒ June 20 in Texas, recorded three extra-base hits (two doubles and a homer) to surpass 500 career extra-base hits.
- Ⓒ Hit leadoff home runs in consecutive games, June 22-23 at U.S. Cellular Field against the White Sox ... became the first Cub to hit consecutive leadoff home runs on the road since Sam Mertes also accomplished the feat, June 8-9, 1900 at Boston.
- Ⓒ Named the N.L. Player of the Week for the week ending June 24, recording a 1.090 slugging percentage and four homers.
- Ⓒ Belted two home runs and tied his career high with five RBI, July 28 in Cincinnati ... reached 600 career RBI.
- Ⓒ Suffered a right quad strain rounding second base in the third inning, August 5 vs. the Mets ... landed on the 15-day disabled list for the first time in his career the following day ... activated August 28.
- Ⓒ Belted 14 homers and 27 RBI in September.
- Ⓒ Batted .143 (2-for-14) in three NLDS contests against Arizona.

2006: Alfonso was acquired by the Washington Nationals from the Texas Rangers in December 2005, and went on to hit .277 with a career-high 46 long balls and 41 stolen bases in 159 games, another career best.

- Ⓒ In his first season manning the outfield, he recorded a N.L.-leading 22 outfield assists, making him the first player in MLB history to record 40 homers, 40 steals and 20 outfield assists in a single season.
- Ⓒ He was ranked in the top-10 in numerous N.L. offensive categories: first in extra-base hits (89), second in total bases (362), third in home runs (46), tied for fifth in runs (119), tied for sixth in both games played (159) and at-bats (647), and sixth in stolen bases (41).
- Ⓒ Led the majors with nine leadoff home runs.
- Ⓒ His 22 outfield assists ranked third in Expos/Nationals franchise history ... both Warren Cromartie and Ellis Valentine had 24 in 1978.
- Ⓒ Hit .308 with seven homers and 15 RBI in 25 April contests.
- Ⓒ Logged a season-high 11-game hitting streak, April 13-25, batting .365 over that span.
- Ⓒ Belted a career-high three home runs, April 21 vs. Atlanta.
- Ⓒ His 12 home runs in May were tied for second-most in baseball, along with Pittsburgh's Jason Bay ... Ryan Howard led with 13 homers.
- Ⓒ Hit .368 with eight home runs in July ... his 11 doubles were tied for fourth-most in baseball.
- Ⓒ Had his fourth and final multi-homer game of the season, August 2 at San Francisco, hitting two long balls in an 8-6 loss.
- Ⓒ Established a Nationals single-season record with his 45th home run September 9 at Colorado.

Soriano: Career Review (Continued)

2005: In his second season with Texas, Soriano posted a career-high 104 RBI and became the first 30-30 player in Rangers history with 36 home runs and 30 stolen bases.

- Ⓒ Ranked among A.L. leaders in extra-base hits (tied for third with 81), doubles (fourth with 43), stolen bases (sixth with 30), home runs (seventh with 36), total bases (seventh with 326), strikeouts (eighth with 125) and at-bats (10th with 637).
- Ⓒ Led all major league second basemen in homers (35) and RBI (101) ... established club records for the position in both categories.
- Ⓒ Paced the A.L. in stolen base percentage, swiping 30 in 32 attempts (93.8-percent).
- Ⓒ Posted a pair of 15-game hitting streaks (May 24-June 13 and July 31-August 16) to match his then career high (April 13-27, 2003).
- Ⓒ Recorded 43 doubles and 36 home runs, joining Juan Gonzalez (1998), Rafael Palmeiro (1993) and Mark Teixeira (2005) as the only players in club history with at least 40 doubles and 30 homers in a single season.
- Ⓒ Hit 35 homers as a second baseman to join Hall of Famer Rogers Hornsby (1922, 1925 and 1929) and Jeff Kent (1998, 2000, 2002) as the only second basemen in major league history to record a trio of 30-homer seasons.
- Ⓒ Became just the third second baseman in big league history with four consecutive 20-homer seasons, joining Jeff Kent and Ryne Sandberg.
- Ⓒ Opened season 11-for-11 in steal attempts before being caught stealing in the sixth inning July 18 vs. New York (A.L.).
- Ⓒ Was named A.L. Player of the Week for period ending May 9.
- Ⓒ Led all second basemen with 21 errors, but also paced A.L. second baggers with 101 double plays and 753 total chances (284 putouts were second in the A.L.).
- Ⓒ Recorded first career pinch hit, a single, June 7 at Philadelphia.

2004: Batted .280 with 28 home runs and 91 RBI in his first season with Texas, hitting a club record 27 home runs as a second baseman (tied with Houston's Jeff Kent for most in MLB at the position).

- Ⓒ Selected to play in the All-Star Game for a third-straight year, and went 2-for-3 with a home run and three RBI July 13 at Minute Maid Park.
 - Hit a three-run homer in the first inning off Roger Clemens to give A.L. a 6-0 lead ... was named the Ted Williams MVP and received the Arch Ward Trophy.
 - Led fan balloting with 3,466,447 total votes and also led player balloting for A.L. second basemen with 572 votes.
 - Was the first player ever to win the ASG Top Vote-Getter and MVP awards in the same season and was the second Ranger to win the MVP at the Mid-Summer Classic (Julio Franco in 1990).
- Ⓒ Made 142 starts at second and three as DH for the Rangers, but his year was cut short by a hamstring injury sustained, September 16.
- Ⓒ Tied A.L. and club record with six hits, May 8 vs. Detroit, and was one of six A.L. players to record a six-hit game that season.
- Ⓒ Recorded pair of 10-game hit streaks, April 22-May 3 and August 4-13.
- Ⓒ Notched 50 multi-hit games, including his only two-homer game of the season, September 13 at Oakland.
- Ⓒ Hit walk-off two-run homer in 18th inning, June 24 vs. Seattle.
- Ⓒ Hit his 100th career home run in the eighth inning off Alan Embree, May 2 vs. Boston.
- Ⓒ Sustained a strained left hamstring while stealing third base in the eighth inning, September 16 at Oakland ... did not play in Texas' final 16 contests.
- Ⓒ Named to 2004 A.L. *Louisville Slugger* Silver Slugger Team for the second time.
- Ⓒ Led big league second basemen with 104 double plays and 308 putouts, and tied with San Diego's Mark Loretta for most total chances at second (749).
- Ⓒ Was selected by MLB to play on All-Star team that toured Japan in November, but did not participate due to injury.

2003: In his final season with New York, hit .290 with 114 runs, 38 homers, 91 RBI and 35 steals in 156 games.

- Ⓒ Ranked first in the A.L. with 682 at-bats, third with 358 total bases, fourth with 35 stolen bases and 62 multi-hit games, tied for fifth with 38 home runs, fifth with 198 hits and sixth with 114 runs.
- Ⓒ Became only the third player in major league history to record consecutive seasons with at least 35 homers and 35 stolen bags, joining Willie Mays (1956-57) and Barry Bonds (1996-97).
- Ⓒ Established the single-season major league record with 13 leadoff home runs, surpassing Brady Anderson's mark (12 with Baltimore in 1996).
- Ⓒ Hit his first career grand slam March 31 at Toronto and became only the third Yankee to hit a grand slam on Opening Day.
- Ⓒ Had a then career-high 15-game hitting streak, April 13-27, hitting .420 (29-for-69) with six homers and 15 RBI during the streak.
- Ⓒ Elected to start 2003 All-Star Game at second base (0-for-3).
- Ⓒ Reached the 20-homer and 20-stolen base plateau in 74th game of the season (June 23 at Tampa Bay), surpassing his own club-record (83 games in 2002) for fewest games to 20-20.
- Ⓒ Posted 14 hits, including five home runs, and nine RBI and was named the A.L. Player of the Week for the period ending September 21.
- Ⓒ Hit .225 (16-for-71) with a homer and nine RBI in 17 post-season games ... his 26 post-season strikeouts were a big league record.
- Ⓒ Made his first professional appearance in the outfield with an appearance in right field in the eighth inning of World Series Game Five, October 23 at Florida.

2002: In just his second full big league season, finished third in the A.L. Most Valuable Player voting behind Oakland's Miguel Tejada and Texas' Alex Rodriguez ... also earned his first *Louisville Slugger* Silver Slugger award.

- Ⓒ Ranked first in the A.L. with 209 hits, 128 runs, 41 stolen bases, 69 multi-hit games, and 92 extra-base hits, second with 381 total bases and third with 51 doubles.
- Ⓒ Became the first second baseman in big league history to reach 30 home runs and 30 stolen bases (30-30) in the same season and only the third middle infielder (Barry Larkin in 1996 and Alex Rodriguez in 1998).
- Ⓒ Was the 43rd 30-30 season in history (second by a Yankee).
- Ⓒ His 39 home runs established single-season A.L. record for most home runs by a second baseman, passing Bret Boone's 37 for Seattle in 2001.
- Ⓒ Collected 51 doubles, establishing the Yankee record for most doubles by a right-handed batter in a single season.
- Ⓒ Fell two doubles shy of Don Mattingly's franchise record of 53 in 1986.
- Ⓒ Finished the season with 99 RBI from the leadoff position, the second-highest RBI total from a leadoff batter in baseball history (Anaheim's Darin Erstad, 100 in 2000).
- Ⓒ Hit eight leadoff homers, one shy of the franchise record (nine by Rickey Henderson in 1986).
- Ⓒ Set a franchise record with 157 strikeouts.
- Ⓒ Was elected to his first career All-Star Game July 9 at Milwaukee's Miller Park, and started at second base ... finished 1-for-2 with a solo homer in the fifth off the Dodgers' Eric Gagne.
- Ⓒ Hit first career leadoff home run, April 17 vs. Baltimore.
- Ⓒ Was named A.L. Player of the Week for the period ending June 23 ... batted .519 (14-for-27) and led all A.L. batters in slugging percentage (1.037), hits (14), total bases (28) and doubles (6) to nab the citation.
- Ⓒ Hit .118 (2-for-17) with a homer and two RBI in four A.L. Division Series contests vs. Anaheim.

Soriano: Career Review (Continued)

2001: In his first full big league season, Alfonso batted .268 with 18 home runs, 73 RBI and 43 stolen bases in 158 games (156 starts at second base) for the Yankees ... finished third behind Seattle's Ichiro Suzuki and Cleveland's CC Sabathia for A.L. Rookie of the Year.

- Ⓒ Named to the **Topps** Rookie All-Star team after leading A.L. rookies with 18 home runs, 73 RBI and 55 extra-base hits.
- Ⓒ His 18 home runs and 43 stolen bases were only equaled or surpassed by one rookie in big league history: Tommie Agee, 22 home runs and 44 stolen bags in 1966.
- Ⓒ Was one of only two second basemen in history to post at least 18 homers in their rookie seasons (the Yankees' Joe Gordon hit 24 homers in 1938).
- Ⓒ His 43 steals ranked third in the A.L. and established a Yankees single-season rookie record, surpassing Bert Daniels' mark of 41 with the New York Highlanders in 1910.
- Ⓒ Had 11 steals of third, most by a Yankee since Steve Sax turned the trick 11 times in 1990.
- Ⓒ New York won 16 of 18 games (.889) in which Soriano homered, the highest winning percentage for any team in the majors in games in which one player had homered (minimum 15 home runs).
- Ⓒ Led the majors with 32 hits in Spring Training contests and earned James P. Dawson award as camp's outstanding rookie (selected by beat reporters).
- Ⓒ Started each of Yankees' 17 post-season games at second ... hit a two-run, ninth-inning walk-off home run in Game Four of the ALCS vs. Seattle.
 - Became the first rookie to hit a game-ending homer in postseason history.
- Ⓒ Posted second game-winning, walk-off hit of the postseason with a 12th-inning RBI-single in Game Five of the World Series vs. Arizona.

2000: Split time between the Yankees and Columbus of the Triple-A International League ... during three separate stints at the big league level, batted .180 with two homers and three RBI in 22 games.

- Ⓒ Recalled from Columbus for the first time April 5 when Scott Brosius was placed on the 15-day disabled list.
- Ⓒ Hit a solo home run in his first start of the season, April 8 at Seattle ... also homered, April 9 at Seattle, and became the first player since Mike Greenwell in 1985 to have home runs account for each of first three big league hits.
- Ⓒ Was optioned back to Columbus April 25 when Brosius was reinstated from the D.L., but was recalled from Columbus May 19 when Derek Jeter was placed on the 15-day disabled list ... was optioned back to Triple-A May 27 when Jeter was reinstated from the D.L.
- Ⓒ Recalled from Columbus for a final time, September 5.
- Ⓒ Led Columbus with 90 runs, 32 doubles, 459 at-bats and 213 total bases while his 90 runs scored were tied for third in the International League.
- Ⓒ Selected to the International League All-Star Team and was named to **Howe Sportsdata's** All-Prospect Team for second-consecutive season.
- Ⓒ Prior to the season, was ranked as New York's second-best prospect by **Baseball America**.

1999: Spent the majority of the year at Double-A Norwich, but also saw time at Triple-A Columbus and was recalled by New York in September ... was recalled from Columbus, September 11, and hit .125 with a solo homer in nine games.

- Ⓒ Made his big league debut in a 10-6 win, September 14 at Toronto ... pinch-ran for Darryl Strawberry in the eighth and later flied out in his only at-bat.
- Ⓒ Recorded his first big league hit - a game-ending solo home run off Norm Charlton in a 4-3, 11-inning win, September 24 vs. Tampa Bay.
 - Was the first Yankee to belt a homer as their first major league hit since Dan Pasqua, May 30, 1985 vs. California.
- Ⓒ Was named Eastern League Player of the Week for the period ending May 16.
- Ⓒ Went 2-for-3 with two home runs and five RBI and was named MVP of the Futures Game, played at Fenway Park July 11.
- Ⓒ Placed on the disabled list, July 15-August 15, with a strained left oblique muscle suffered during the Double-A All-Star game, July 14.
- Ⓒ Named to the Eastern League post-season All-Star Team, the **Howe Sportsdata's** All-Prospect Team and was ranked as the fourth-best prospect in the Yankees organization as well as Most Exciting Prospect in the Eastern League by **Baseball America**.

1998: Signed with the Yankees on September 29 after playing the 1995-97 seasons in Japan ... made his United States debut in the Arizona Fall League, batting .254 with six homers and 28 RBI in 34 games for Grand Canyon.

1997: In his second year in the Japanese Eastern League (minors), he hit .252 with eight homers and 34 RBI in 68 games ... made Japanese major league debut with Hiroshima Tokyo Carp of the Central League, batting .118 (2-for-17) in nine games.

1996: Batted .214 with 13 RBI in 57 Eastern League contests ... the Eastern League is a Japanese minor league.

1995: Hit .366 in 63 games with Hiroshima's Dominican club ... drove in 55 runs.

Soriano: Career Statistics and Transactions

YEAR	TEAM	AVG	G	AB	R	H	2B	3B	HR	RBI	SH	SF	HP	BB	SO	SB-CS	E	OBP	SLG
1995	— Hiroshima-DSL	.366	63	227	52	83	12	3	4	55	0	0	0	30	19	8-0	—	.440	.498
1996	— Hiroshima-JAPAN WL	.214	57	131	11	28	0	0	0	13	0	0	0	0	0	0-0	—	.000	.214
1997	— Hiroshima-JAPAN WL	.252	68	242	28	61	13	2	8	34	0	0	1	13	35	14-0	—	.283	.421
	Hiroshima-JAPAN CL	.118	9	17	2	2	0	0	0	2	0	0	0	2	4	0-0	—		
1998	—	DID NOT PLAY																	
1999	— Norwich-AA	.305	89	361	57	110	20	3	15	68	0	5	4	32	67	24-16	27	.363	.501
	Yankees-R	.263	5	19	7	5	2	0	1	5	0	1	1	1	3	0-0	1	.318	.526
	Columbus-AAA	.183	20	82	8	15	5	1	2	11	0	2	0	5	18	1-1	3	.341	.566
	New York (A.L.)	.125	9	8	2	1	0	0	1	1	0	0	0	0	3	0-1	1	.125	.500
2000	— Columbus-AAA	.290	111	459	90	133	32	6	12	66	2	6	3	25	85	14-7	21	.327	.464
	New York (A.L.)	.180	22	50	5	9	3	0	2	3	2	0	0	1	15	2-0	7	.196	.360
2001	— New York (A.L.)	.268	158	574	77	154	34	3	18	73	3	5	3	29	125	43-14	19	.304	.432
2002	— New York (A.L.)	.300	156	*696	*128	*209	51	2	39	102	1	7	14	23	157	*41-13	23	.332	.547
2003	— New York (A.L.)	.290	156	*682	114	198	36	5	38	91	0	2	12	38	130	35-8	19	.338	.525
2004	— Texas	.280	145	608	77	170	32	4	28	91	0	7	10	33	121	18-5	23	.324	.484
2005	— Texas	.268	156	637	102	171	43	2	36	104	0	5	7	33	125	30-2	21	.309	.512
2006	— Washington	.277	159	647	119	179	41	2	46	95	2	3	9	67	160	41-17	11	.351	.560
2007	— CUBS	.299	135	579	97	173	42	5	33	70	0	3	4	31	130	19-6	6	.337	.560
2008	— CUBS	.280	109	453	76	127	27	0	29	75	0	4	3	43	103	19-3	5	.344	.532
	Mesa-R#	.000	1	2	1	0	0	0	0	0	0	0	0	1	1	0-0	0	.333	.000
	Iowa-AAA#	.333	1	3	1	0	0	0	0	0	0	0	0	0	1	0-0	0	.333	.333
2009	— CUBS	.241	117	477	64	115	25	1	20	55	0	2	3	40	118	9-2	11	.303	.423
2010	— CUBS	.258	147	496	67	128	40	3	24	79	1	3	3	45	123	5-1	7	.322	.496
2011	— CUBS	.244	137	475	50	116	27	1	26	88	0	2	4	27	113	2-1	7	.289	.469
	Iowa-AAA#	.077	3	13	3	1	0	0	0	0	0	0	0	0	4	0-0	0	.077	.077
2012	— CUBS	.262	151	561	68	147	33	2	32	108	0	3	7	44	153	6-2	1	.322	.499
MAJOR LEAGUE TOTALS		.273	1757	6943	1046	1897	434	30	372	1035	9	46	79	454	1576	270-75	161	.323	.505
N.L. TOTALS		.267	955	3688	541	985	235	14	210	570	3	20	33	297	900	101-32	48	.326	.509
A.L. TOTALS		.280	802	3255	505	912	199	16	162	465	6	26	46	157	676	169-43	113	.320	.500
CUBS TOTALS		.265	796	3041	422	806	194	12	164	475	1	17	24	230	740	60-15	37	.320	.499

*Led League ... #Injury Rehabilitation Assignment

PCT	G	PO	A	E	TC	DP	2012/CAREER	PCT	G	PO	A	E	TC	DP
							Second Base	.971	766	1503	2081	106	3690	472
							Third Base	.846	11	11	11	4	26	2
							Shortstop	.833	10	7	8	3	18	2
.996	145	253	12	1	266	6	Left Field	.972	911	1601	84	48	1733	28
							Center Field	1.000	12	29	0	0	29	0
.996	145	253	12	1	266	6	M.L. TOTALS	.971		3151	2184	161	5496	504

DIVISION SERIES STATISTICS

YEAR	TEAM/OPP	AVG	G	AB	R	H	2B	3B	HR	RBI	SH	SF	HP	BB	SO	SB-CS	E	OBP	SLG
2001	— NYY vs. OAK	.222	5	18	2	4	0	0	0	3	0	0	0	1	5	2-1	0	.263	.222
2002	— NYY vs. ANA	.118	4	17	2	2	1	0	1	2	0	0	1	1	4	1-0	1	.211	.353
2003	— NYY vs. MIN	.368	4	19	2	7	1	0	0	4	0	0	0	0	6	2-0	1	.368	.421
2007	— CUBS vs. ARI	.143	3	14	0	2	0	0	0	0	0	0	0	1	4	0-0	0	.200	.143
2008	— CUBS vs. LAD	.071	3	14	0	1	0	0	0	0	0	0	0	0	4	0-0	0	.071	.071
DIVISION SERIES TOTALS		.195	19	82	6	16	2	0	1	9	0	0	1	3	23	5-1	2	.233	.256

LEAGUE CHAMPIONSHIP SERIES STATISTICS

YEAR	TEAM/OPP	AVG	G	AB	R	H	2B	3B	HR	RBI	SH	SF	HP	BB	SO	SB-CS	E	OBP	SLG
2001	— NYY vs. SEA	.400	5	15	5	6	0	0	1	2	0	0	1	3	3	2-0	1	.526	.600
2003	— NYY vs. BOS	.133	7	30	0	4	1	0	0	3	0	0	1	1	11	2-0	1	.188	.167
ALCS TOTALS		.222	12	45	5	10	1	0	1	5	0	0	2	4	14	4-0	2	.314	.311

WORLD SERIES STATISTICS

YEAR	TEAM/OPP	AVG	G	AB	R	H	2B	3B	HR	RBI	SH	SF	HP	BB	SO	SB-CS	E	OBP	SLG
2001	— NYY vs. ARI	.240	7	25	1	6	0	0	1	2	0	0	0	0	7	0-1	3	.240	.360
2003	— NYY vs. FLA	.227	6	22	2	5	0	0	1	2	0	0	0	2	9	1-1	0	.292	.364
WORLD SERIES TOTALS		.234	13	47	3	11	0	0	2	4	0	0	0	2	16	1-2	3	.265	.362

ALL-STAR GAME STATISTICS

YEAR	TEAM/SITE	AVG	G	AB	R	H	2B	3B	HR	RBI	SH	SF	HP	BB	SO	SB-CS	E	OBP	SLG
2002	— A.L./MIL	.500	1	2	1	1	0	0	1	1	0	0	0	0	1	0-0	0	.500	2.000
2003	— A.L./CWS	.000	1	3	0	0	0	0	0	0	0	0	0	0	1	0-0	0	.000	.000
2004	— A.L./HOU	.667	1	3	1	2	0	0	1	3	0	0	0	0	1	0-0	0	.667	1.667
2005	— A.L./DET	.000	1	1	1	0	0	0	0	0	0	0	0	0	0	0-0	0	.000	.000
2006	— N.L./PIT	.500	1	2	0	1	0	0	0	0	0	0	0	0	0	1-0	0	.500	.500
2007	— N.L./SF	.333	1	3	1	1	0	0	1	2	0	0	0	0	1	0-0	0	.333	1.333
2008	— N.L./NYY																		
ELECTED TO START — DID NOT PLAY DUE TO INJURY																			
ALL-STAR GAME TOTALS		.357	6	14	4	5	0	0	3	6	0	0	0	0	4	1-0	0	.357	1.000

ALFONSO SORIANO'S CAREER HIGHS

GAME-OPENING HOMERS: 54 — first career, 4/17/02 vs. Baltimore (Josh Towers) ... most recently, 6/2/09 @ Atlanta (Kenshin Kawakami)

3-HOMER GAMES: 3 (three times), 4/21/06 vs. Atlanta, 6/8/07 @ Atlanta, 9/6/08 @ Cincinnati

2-HOMER GAMES: 27, most recently 7/13/12 vs. Arizona

PINCH HOMERS: 1 — 7/5/10 @ Arizona (Juan Gutierrez)

GRAND SLAMS: 4 — 3/31/03 @ Toronto (Roy Halladay), 4/21/03 @ Minnesota (Rick Reed), 6/4/06 @ Milwaukee (Joe Winkelsas), 7/27/09 vs. Houston (Chris Sampson)

MOST HITS: 6 — 5/8/04 vs. Detroit ... also has four five-hit games and 17 four-hit games

MOST RBI: 5 (seven times), most recently 7/13/12 vs. Arizona ... also has 23 four-RBI games

MOST DOUBLES: 3 (twice), most recently 8/27/06 @ Atlanta

MOST RUNS SCORED: 4 (twice), 6/8/06 vs. Philadelphia and 9/6/08 @ Cincinnati

MOST STOLEN BASES: 3 — 8/1/07 vs. Philadelphia ... also has 29 games with two stolen bases

MOST WALKS: 3 (five times), most recently 9/28/12 @ Arizona

LONGEST HITTING STREAK: 20 games — 4/13-5/12/07 ... also has three 15-game streaks, four 11-game streaks and nine 10-game streaks

ALFONSO SORIANO'S CAREER TRANSACTIONS

1994 — Signed with Hiroshima Tokyo Carp of the Japanese Central League (November)

1998 — Signed with New York (A.L.) as a free agent 9/29

2004 — Acquired by Texas with a PTBNL (IF Joaquin Arias) for INF Alex Rodriguez 2/16

2005 — Acquired by Washington for OF Brad Wilkerson, OF Terrell Sledge and P Armando Galarraga 12/13

2006 — Elected free agency 10/29 ... signed with Cubs to a eight-year deal through 2014 11/20

2007 — On disabled list 8/6-28 ... right quad strain

2008 — On disabled list 4/16-5/1 ... right calf strain

2008 — On disabled list 6/12-7/23 ... minimally displaced fracture of the fourth metacarpal in his left hand ... included injury rehab assignments to Mesa (7/21) and Iowa (7/22)

2009 — On disabled list 9/4-10/14 ... left knee inflammation

2011 — On disabled list 5/31-6/15 ... left quadriceps strain ... included injury rehab assignment to Iowa (6/12-15)

FOUR TIMES 25

Alfonso Soriano in 2012 tallied his fourth 25-home run season with Chicago ... he hit at least 25 home runs for the Cubs in 2007, 2008 and 2011 ... Soriano is only the 10th player in franchise history with at least four 25-home run seasons for Chicago:

Rank	Cubs Batter	25-Homers
1.	Sammy Sosa	12 times
2.	Billy Williams	10 times
	Ernie Banks	10 times
4.	Ron Santo	8 times
5.	Aramis Ramirez	7 times
6.	Ryne Sandberg	6 times
7.	Hank Sauer	5 times
	Bill Nicholson	5 times
8.	Alfonso Soriano	4 times
	Hack Wilson	4 times

IN RARE COMPANY

Alfonso Soriano is one of just six players in major league history to accrue at least 1,000 RBI, 400 doubles, 350 home runs and 250 stolen bases ... he joins Barry Bonds, Andre Dawson, Willie Mays, Alex Rodriguez and Gary Sheffield.

Player	2B	HR	RBI	SB
Barry Bonds	601	762	1,996	514
Andre Dawson	503	438	1,591	314
Willie Mays	523	660	1,903	338
Alex Rodriguez	512	647	1,950	318
Gary Sheffield	467	509	1,676	253
Alfonso Soriano	434	372	1,035	270

2 Ian Stewart – INF



BATS: Left **THROWS:** Right **HEIGHT:** 6-3 **WEIGHT:** 215 **MLS:** 4+50
FULL NAME: Ian Kenneth Stewart
OPENING DAY AGE: 27, turns 28 on April 5
BORN: 4/5/85 in Long Beach, CA
RESIDES: Huntington Beach, CA
FAMILY: Married – Susan ... Children – Ellsi Gray and Mila Rose
CONTRACT STATUS: Signed through 2013
SIGNED BY: Todd Blyleven (Colorado)
HOW ACQUIRED: From Colorado with RHP Casey Weathers 12/8/11 for OF Tyler Colvin and INF DJ LeMahieu



Stewart: Facts and Information

Ian was acquired by Chicago from the Rockies, December 8, 2011 in a four-player deal ... in all or part of the last six seasons with Colorado (2007-11) and Chicago (2012), Ian has batted .232 (329-for-1,421) with 59 homers and 204 RBI in 487 contests ... has battled left wrist injuries the last two years.

- © From 2007-11 with the Rockies, had more career home runs on the road (29) than at Coors Field (25).
 - Had a .427 slugging percentage on the road, nearly identical to his .430 mark at Coors Field from 2007-11.
- © With 25 home runs for Colorado in 2009, became just the fifth left-handed hitter in Rockies history to hit 20 or more homers in a season.
- © Has primarily played third base (406 games, 330 starts), logging a .958 fielding percentage (38 E/902 TC) at the hot corner ... played 33 games at second base in 2008-09, six games in left field and three games in right field in 2009.

- © Averages 20 home runs per 162 games in his career.
- © Selected by Colorado in the first round (10th overall) of the 2003 draft.
- © Graduated from La Quinta (Calif.) High School, where he set Orange County single-season records for home runs (16) and RBI (61) on what was the nation's preseason No. 1 ranked team in 2003.
- © Named a first-team High School All-American by **Baseball America** and he finished fourth in voting for the 2003 High School Player of the Year.

CAREER AWARDS

N.L. Rookie of the Month
 July, 2008

Player of the Week
 June 1-7, 2009

Stewart: 2012 Season

Ian was limited to just 55 games in his first season with the Cubs, as he landed on the 15-day disabled list June 14 (retroactive to June 13) with a sore left wrist ... underwent season-ending left wrist surgery, July 10.

- © Batted .201 (36-for-179) with five doubles, two triples, five home runs and 17 RBI in 55 contests for the Cubs.
- © Drew 21 walks and struck out 46 times in 202 plate appearances.
- © Hit .207 (29-for-140) with five homers against right-handed pitching ... batted .179 (7-for-39) against southpaws.
- © After hitting .169 (13-for-77) in April, batted .225 (16-for-71) in May and .226 (7-for-31) in 11 June games.
- © Finished with 11 multi-hit efforts and twice drove in a season-high three runs: April 13 at St. Louis and May 28 vs. San Diego.
- © Made 49 starts at third base, and hit safely in 24 starts.
- © Batted .308 (8-for-26) in his first eight games through April 13, but hit .183 (28-for-153) in his final 47 contests.
- © Batted .381 (8-for-21) in a seven-game stretch, April 30-May 7 ... also reached safely in seven-straight games, May 17-30.
- © Belted his first home run of the season, April 13 in St. Louis, a first-inning three-run blast off Adam Wainwright.
- © Appeared in his final game of the season, June 12 vs. Detroit (0-for-2).
- © After landing on the 15-day D.L., June 14 (retroactive to June 13), was transferred to the 60-day D.L., August 13.

Stewart: Career Review

2011: Ian split the season between Colorado and Triple-A Colorado Springs, as injuries hampered his play ... twice landed on the minor league disabled list (right hamstring strain, May 25-June 2, and left wrist contusion, August 21-September 22).

- © Batted .156 (19-for-122) with six doubles, one triple and six RBI in 48 games for the Rockies, spanning three stints: April 1-19, May 3-13 and July 5-August 10.
- © Broke camp with the big league club for the third-straight year, but knee and wrist injuries in Spring Training limited his playing time.
- © Started the year 2-for-26 before he was optioned, April 19, then was 1-for-21 following his recall, May 3.
- © Batted .275 (47-for-171) with 10 doubles, a triple, 14 homers and 42 RBI in 45 games for Colorado Springs.
- © Batted .419 (13-for-31) with three homers and 13 RBI in his first nine games at the Triple-A level.
- © Posted a .342 batting average (13-for-38) with runners on base and two outs for Colorado Springs.

Stewart: Career Review (Continued)

2010: Ian spent the entire season with the Rockies for the second-straight campaign ... was the Rockies regular third baseman for the second-straight year ... missed August 26-September 22 with a right oblique strain.

- Ⓒ Finished third on the club with 18 home runs and 61 RBI, despite missing 24 games ... finished the season hitting .256 (99-for-386) with 14 doubles, two triples, 18 home runs and 61 RBI.
- Ⓒ Set a career-high with 99 hits, this despite having 39 fewer at-bats in 2010 (386) than in 2009 (425) when he had 97 hits.
- Ⓒ Tied for the club lead (with Troy Tulowitzki) by hitting 12 homers on the road.
- Ⓒ Batted .269 or better in four of the five months he was healthy ... hit .293 in April, .269 in May, .167 in June, .278 in July and .308 in August.
- Ⓒ Posted the fourth-best fielding percentage for a N.L. third baseman, with his .964 percentage ... was fifth among N.L. third baseman by averaging 2.73 total chances per 9.0 innings in 2010.
- Ⓒ Had his fourth-career multi-home run game, July 9 vs. San Diego ... the second of his two home runs was also his third-career grand slam.
 - ♦ He had a career-high six RBI in the contest, as his first home run of the game was a two-run shot.

2009: In his first full season in the majors, Ian hit .228 (97-for-425) with 25 home runs and 70 RBI in 147 games for the Rockies ... he ranked second on the club in homers and fifth in RBI.

- Ⓒ Had two multi-homer games and went deep in consecutive games three times: May 12-13 vs. Houston (3 HR), June 5-6 at St. Louis (3 HR) and September 6-7 vs. Arizona and Cincinnati (2 HR).
- Ⓒ Started 109 games in the field (85 at 3B, 20 at 2B, 4 at OF), and was the Rockies Opening Day starter at second base.
 - ♦ Club went 55-31 with him as the starting third baseman.
- Ⓒ His .969 fielding percentage at third base was the highest mark by a Rockies player since Vinny Castilla set the club record (at 3B) in 2004, with a mark of .987.
- Ⓒ Made first career Opening Day start as the club's second baseman; at 24 years, 1 day old, became seventh-youngest player in Rockies history to start on Opening Day.
- Ⓒ Named N.L. Player of the Week, for June 1-7 (led N.L. with 12 hits, nine runs, 1.080 SLG, 27 total bases; four homers were most in MLB).
- Ⓒ Hit five homers in a seven-game trip, June 1-11, as the Rockies swept series at St. Louis (4-0) and Milwaukee (3-0).
- Ⓒ Finished a single shy of cycle, June 20 vs. Pittsburgh, his second game on the season with at least nine total bases (had 10 total bases, June 6 at St. Louis).
- Ⓒ Belted five homers in 10 games, September 3-16.
- Ⓒ Appeared in Games Two and Four of the NLDS against Philadelphia ... was 0-for-1 as a pinch-hitter in Game Two.

2008: Ian began the year at Triple-A but played 81 games for Colorado, hitting .259 (69-for-266) with 18 doubles, 10 homers and 41 RBI ... became just the second left-handed Rockies rookie to hit 10 homers, joining Todd Helton (25 HR in 1998).

- Ⓒ Despite appearing in just 81 big league games, ranked among the top-five N.L. rookies with a .455 slugging mark (third), 10 homers (fourth), 18 doubles (fifth) and a .349 on-base percentage (fifth).
- Ⓒ Named N.L. Rookie of the Month for July despite appearing in just 12 games that month ... recalled, July 19, and hit .432 (19-for-44) with 15 RBI ... had a homer, a .614 slugging percentage and a .519 on-base mark that month.
- Ⓒ Hit .370 (20-for-54) vs. lefties, which was the best "left vs. left" average in the majors (Joe Mauer was second at .361).
 - ♦ Also had a .704 slugging percentage vs. lefty pitchers, the highest since Barry Bonds' mark of .790 in 2003.
- Ⓒ Played 65 games (59 starts) at third base and 12 games (all starts) at second, a position he had never played in his professional career prior to the season.
- Ⓒ Started at third base, May 24 vs. the Mets, and went 0-for-3 in his season debut ... made first career start at second base, May 26 at Philadelphia.
- Ⓒ Hit .295 with five homers, 20 RBI and 18 runs scored in August.
- Ⓒ Finished his Triple-A season hitting .280 (72-for-257) with 19 homers and 57 RBI in 69 games ... posted a team-best 14-game hitting streak, May 5-19 ... hit .400 (20-for-50) with five doubles, six home runs and 21 RBI during the streak.
- Ⓒ Twice won PCL Hitter of the Week award, achieving the honor in consecutive weeks (weeks ending May 11 and May 18).

2007: Ian made his big league debut with Colorado, batting .209 with one homer and nine RBI in 35 games ... spent majority of the season with Triple-A Colorado Springs, batting .304 with 15 homers, 23 doubles and 65 RBI in 112 games.

- Ⓒ Made three starts at third base for the Rockies, and had a .185 average (5-for-27) as a pinch-hitter.
- Ⓒ Five of his nine hits went for extra bases.
- Ⓒ Had his contract purchased from Triple-A Colorado Springs, August 11, when Jeff Baker was placed on the D.L. with a mild concussion.
 - ♦ Made his big league debut that night vs. the Cubs in a start at third base, going 0-for-2 with a hit by pitch and run scored.
- Ⓒ Recorded his first career hit, August 12 at Wrigley Field, a RBI-pinch double off Kerry Wood.
- Ⓒ August 21 vs. Pittsburgh, belted his first career home run, a grand slam, in his ninth career at-bat.
 - ♦ Became just the second Rockies to hit a slam for his first career long ball, joining Jimmy Tatum (May 4, 1993 at the Cubs).
- Ⓒ Hit .328 against left-handed pitchers in the Pacific Coast League, .294 vs. right-handers.
- Ⓒ From the beginning of July until joining Colorado, August 11, had a .321 average (43-for-134) over his final 37 games with Colorado Springs.

2006: Hit .268 with 10 home runs and 71 RBI in 120 games for Double-A Tulsa ... ranked ninth in minor league baseball with a career-best 41 doubles, the second-most in the Rockies system and third-most in the Texas League.

- Ⓒ Led all Drillers with seven triples ... his 71 RBI were tied for second-most, his 124 hits, 209 total bases and 50 walks were all third-most and his 75 runs scored ranked tied for third.
- Ⓒ Had three hitting streaks of at least 11 games, including a 19-game run, July 19-August 7.
 - ♦ The 19-game streak, during which he batted .350 (28-for-80), was third-longest in the Texas League all season.
- Ⓒ Reached base safely in 28-straight games, July 8-August 7.
- Ⓒ Named the Texas League's 10th-best prospect by *Baseball America* following the season.
- Ⓒ Was a non-roster invitee to Spring Training, and hit .396 with five homers and 14 RBI in 22 games ... was named Abby Greer Award winner as the club's spring MVP.

Stewart: Career Review (Continued)

2005: Ian hit .274 with 17 home runs and 86 RBI in 112 games for Single-A Modesto ... was named a post-season All-Star in the California League ... named the league's fourth-best prospect by *Baseball America* following the season.

- His RBI total ranked fifth in the Rockies organization, despite missing the first month of the Cal League season.
- Sustained a strained left hamstring during a Spring Training game, March 16, and began the season on the D.L. ... activated May 1.
- Selected to play for the Peoria Javelinas in the Arizona Fall League, batting .333 with three home runs and 12 RBI in 12 games.

2004: Was named a first-team minor league All-Star by *Baseball America*, batting .319 with 30 home runs and 101 RBI for Single-A Asheville ... led the South Atlantic League in total bases (300), extra-base hits (70) and slugging (.594).

- The 19-year-old became the youngest player in the 107-year history of the Asheville Tourists to reach 30 home runs in a single season and became only the third player in Tourists history to hit .300 with 30 HR and 100 RBI.
 - Joined Ken Hottman in 1971 and Mike Reinback in 1972.
- Finished second in the league in both hits (161) and home runs ... was tied for fourth in RBI.
- Was named a mid-season and post-season South Atlantic League All-Star and named to *Baseball America's* Low Class A All-Star squad.
- Named SAL Batter of the Week, July 2-8.

2003: Ian was assigned to Rookie-League Casper in his first pro season ... was named a Rookie Level All-Star by *Baseball America* and tabbed as the Pioneer League's top prospect ... batted .317 with a .401 on-base percentage.

Stewart: Career Statistics and Transactions

YEAR	TEAM	AVG	G	AB	R	H	2B	3B	HR	RBI	SH	SF	HP	BB	SO	SB-CS	E	OBP	SLG
2003	— Casper-R	.317	57	224	40	71	14	5	10	43	0	1	3	29	54	4-1	13	.401	.558
2004	— Asheville-A	.319	131	505	92	161	31	9	30	101	1	5	4	66	112	19-9	25	.398	.594
2005	— Modesto-A	.274	112	435	83	119	32	7	17	86	0	7	5	52	113	2-2	23	.353	.497
2006	— Tulsa-AA	.268	120	462	75	124	41	7	10	71	1	4	11	50	103	3-8	19	.351	.452
2007	— Colorado Springs-AAA	.304	112	414	72	126	23	2	15	65	4	4	3	49	92	11-2	26	.379	.478
	Colorado	.209	35	43	3	9	4	0	1	9	0	0	2	1	17	0-0	0	.261	.372
2008	— Colorado Springs-AAA	.280	69	257	65	72	15	6	19	57	0	2	5	34	66	7-2	16	.372	.607
	Colorado	.259	81	266	33	69	18	2	10	41	0	1	7	30	94	1-1	11	.349	.455
2009	— Colorado	.228	147	425	74	97	19	3	25	70	0	5	5	56	138	7-4	10	.322	.464
2010	— Colorado	.256	121	386	54	99	14	2	18	61	0	5	5	45	110	5-2	10	.338	.443
2011	— Colorado	.156	48	122	14	19	6	1	0	6	0	0	0	14	37	3-2	6	.243	.221
	Colorado Springs-AAA	.275	45	171	29	47	10	1	14	42	0	1	1	22	51	1-0	7	.359	.591
2012	— CUBS	.201	55	179	16	36	5	2	5	17	0	0	2	21	46	0-3	5	.292	.335
MAJOR LEAGUE TOTALS		.232	487	1421	194	329	66	10	59	204	0	11	21	167	442	16-12	42	.319	.417
MINOR LEAGUE TOTALS		.292	646	2468	456	720	166	37	115	465	6	24	32	302	591	47-24	129	.373	.529

PCT	G	PO	A	E	TC	DP	2012/CAREER	PCT	G	PO	A	E	TC	DP
							Second Base	.971	33	52	81	4	137	14
.955	52	21	86	5	112	4	Third Base	.958	406	193	671	38	902	50
							Left Field	1.000	6	4	1	0	5	0
							Right Field	1.000	3	1	0	0	1	0
.955	52	21	86	5	112	4	M.L. TOTALS	.960		250	753	42	1045	64

DIVISION SERIES STATISTICS

YEAR	TEAM/OPP	AVG	G	AB	R	H	2B	3B	HR	RBI	SH	SF	HP	BB	SO	SB-CS	E	OBP	SLG
2009	— COL vs. PHI	.000	2	1	0	0	0	0	0	0	0	0	0	1	1	0-0	0	.500	.000

IAN STEWART'S CAREER TRANSACTIONS

- 2003 — Selected by Colorado in first round (10th overall) of draft (scout: Todd Blyleven)
- 2010 — On disabled list 8/26-9/17 ... right oblique strain
- 2011 — Acquired by Cubs from Colorado 12/8 with RHP Casey Weathers for OF Tyler Colvin and INF DJ LeMahieu
- 2012 — On disabled list 6/13-11/2 ... left wrist inflammation
- 2012 — Declared free agency 11/30 ... signed a one-year major league contract with Cubs 12/12


IAN STEWART'S CAREER HIGHS

- 2-HOMER GAMES:** 4 — 6/13/08 @ Chicago (A.L.), 5/12/09 vs. Houston, 6/6/09 @ St. Louis, 7/9/10 vs. San Diego
- PINCH-HOMERS:** 2 — 8/5/08 vs. Washington (John Lannan) and 4/8/09 @ Arizona (Billy Buckner)
- GRAND SLAMS:** 3 — 8/21/07 vs. Pittsburgh (Tony Armas), 5/12/09 vs. Houston (Tim Lincecum), 7/9/10 vs. San Diego (Luke Gregerson)
- MOST HITS:** 4 — 8/22/08 vs. Cincinnati
- MOST RBI:** 6 — 7/9/10 vs. San Diego
- MOST DOUBLES:** 2 (three times), most recently 7/14/11 vs. Milwaukee
- MOST RUNS SCORED:** 3 (five times), most recently 4/6/10 @ Milwaukee
- MOST WALKS:** 3 (four times), most recently 9/6/09 vs. Arizona
- MOST STOLEN BASES:** 2 — 5/31/10 @ San Francisco
- LONGEST HITTING STREAK:** 10 games — 8/16-26/08

81 Nick Struck – RHP



BATS: Right **THROWS:** Right **HEIGHT:** 6-0 **WEIGHT:** 205 **MLS:** 0
FULL NAME: Nicholas A. Struck
OPENING DAY AGE: 23
BORN: 10/7/89 in Portland, OR
RESIDES: Damascus, OR
FAMILY: Single
CONTRACT STATUS: Signed through 2013
SIGNED BY: Al Geddes
HOW ACQUIRED: Selected by Cubs in 39th round of the 2009 draft



Non-Roster Invitee

Struck: Facts and Information

Nick, named the 2012 Cubs Minor League Pitcher of the Year by the organization, is a non-roster invitee to major league Spring Training for the first time in his career ... begins his fourth professional season.

- © Owns a 32-27 minor league record with two complete game shutouts and a 3.50 ERA (168 ER/431.2 IP) in 84 games (73 starts).
- © Dating to 2011, has walked 88 compared to 234 strikeouts in 303.0 innings pitched.
- © Participated in the Cubs inaugural Rookie Development Program in Chicago in January of 2013.
- © Threw a non-hitter with Single-A Peoria, April 30, 2010 vs. Clinton (a rain-shortened 5.0-inning).
- © Attended Mt. Hood Community College in Gresham, Ore.

Struck: 2012 Season

Led the Southern League with 14 victories and was named the Cubs Minor League Pitcher of the Year by the organization ... went 14-10 with a 3.18 ERA (55 ER/155.2 IP) in 28 games (26 starts).

- © Ranked third in the league with 155.2 innings pitched ... was fourth with a 3.18 ERA.
- © Led the club with 123 strikeouts and limited opposing hitters to a .238 batting average (140-for-588).
- © From May 29 through the end of the season, he went 10-5 with a 2.29 ERA (26 ER/102.0 IP) in 18 games (16 starts).
- © Allowed three or fewer earned runs in 20 of his 26 starts while he issued two or fewer walks in 21 starts.
- © Named the Cubs Minor League Pitcher of the Month for June, going 4-1 with a 2.45 ERA (8 ER/29.1 IP) in five starts.
- © Went 3-0 with a 1.47 ERA (6 ER/36.2 IP) in six August contests (four starts) ... the ERA led all Southern League pitchers that month.
- © Was 1-0 with a 5.51 ERA (10 ER/16.1 IP) in 12 relief appearances for Mesa in the Arizona Fall League.

Struck: Career Review

2011: Combined to go 9-7 with a 3.91 ERA (64 ER/147.1 IP) in 28 games (27 starts) between Single-A Daytona, Double-A Tennessee and Triple-A Iowa ... reached the Triple-A level in just his second professional campaign.

- © Began the year with Daytona, posting a 6-2 record and a 3.42 ERA (19 ER/50.0 IP) in 10 starts prior to his promotion to Double-A.
- © Allowed two or fewer earned runs in seven of his 10 starts for Daytona.
- © Walked six and struck out 26 in six starts for Tennessee from May 31-June 30.
- © Tossed a four-hit complete game shutout in a rain-shortened 5.0 innings, June 10 at Carolina.
- © Was 2-4 with a 5.20 ERA (36 ER/62.1 IP) in 12 games (11 starts) for Iowa to close out his season.

2010: Spent the majority of his first season with Single-A Peoria, and tossed the seventh no-hitter in Peoria franchise history, April 30 vs. Clinton (a rain-shortened 5.0-inning game).

- © Was 3-0 with a 2.73 ERA (8 ER/26.1 IP) in seven relief appearances with the Chiefs ... was 5-8 with a 3.36 ERA (33 ER/88.1 IP) in 18 starts.
- © Finished his season with Single-A Daytona following a promotion in late August ... posted a 5.14 ERA (8 ER/14.0 IP) in three games (two starts).

Struck: Career Statistics and Transactions

YEAR	TEAM	W-L	ERA	G	GS	CG	SHO	SV	IP	H	R	ER	HR	HB	BB	SO	WP	BK
2010	Peoria-A	8-8	3.22	25	18	1	1	0	114.2	93	50	41	7	6	40	84	10	1
	Daytona-A	1-2	5.14	3	2	0	0	0	14.0	15	8	8	3	2	6	12	0	0
2011	Daytona-A	6-2	3.42	10	10	0	0	0	50.0	55	23	19	2	3	16	47	2	0
	Tennessee-AA	1-1	2.31	6	6	1	1	0	35.0	42	16	9	0	1	6	26	1	1
	Iowa-AAA	2-4	5.20	12	11	0	0	0	62.1	76	40	36	2	3	22	38	2	1
2012	Tennessee-AA	*14-10	3.18	28	26	0	0	0	155.2	140	69	55	14	6	44	123	4	0
MINOR LEAGUE TOTALS		32-27	3.50	84	73	2	2	0	431.2	421	206	168	28	21	134	330	19	3

*Led League


NICK STRUCK'S CAREER TRANSACTIONS

2009 – Selected by Cubs in the 39th round of draft (scout: Al Geddes)

72 Matt Szczur – OF



BATS: Right **THROWS:** Right **HEIGHT:** 6-1 **WEIGHT:** 195 **MLS:** 0
FULL NAME: Matthew Szczur (Cesar)
OPENING DAY AGE: 23, turns 24 on July 20
BORN: 7/20/89 in Cape May, NJ
RESIDES: Cape May, NJ
FAMILY: Single
CONTRACT STATUS: Signed through 2013
SIGNED BY: Tim Adkins
HOW ACQUIRED: Selected by Cubs in fifth round of 2010 draft



Szczur: Facts and Information

Matt was added to the 40-man roster on November 18, 2011 ... is a .287 (283-for-986) career hitter in three minor league seasons, advancing as high as Double-A Tennessee, following his selection in the fifth round of the 2010 draft.

- Ⓢ In 247 minor league contests, has 58 doubles, 12 triples, 14 homers, 96 RBI and a .355 on-base percentage ... has 97 walks and 143 strikeouts in 1,106 plate appearances.
- Ⓢ Has 68 career stolen bases and has been caught stealing just 19 times, good for a 78.2-stolen base percentage.
- Ⓢ Participated in the Cubs inaugural Rookie Development Program in Chicago in January of 2013.
- Ⓢ Was named a 2012 Florida State League mid-season All-Star.
- Ⓢ Named the third-best prospect in the Cubs system by *Baseball America* following the 2011 season.
- Ⓢ Was selected to the Team USA roster for the 2011 XM Satellite Radio All-Star Futures Game, July 10, at Chase Field in Arizona.
- Ⓢ Attended Villanova University in Philadelphia, Pa., and enjoyed a stellar two-sport (baseball and football) career ... in 2010, was the first .400 hitter for Villanova since 1997, batting .443 to earn First-Team All-Big East honors.
 - ♦ His .443 batting average in 2010 was the fourth-highest in school history and his .392 career average ranks fifth in school history.
- Ⓢ Donated peripheral blood cells to a young leukemia patient who only had a 1-in-80,000 chance of finding a match ... missed 10 games during the 2010 college baseball season due to medication taken in advance of the donation.
- Ⓢ A wide receiver, he led the Wildcats football team to the quarterfinals of the Division I Football Championship in 2008, the national title in 2009 and the semifinals in 2010.
- Ⓢ Graduated from Lower Cape May (N.J.) Regional High School in 2007.
- Ⓢ Selected by the Dodgers in the 38th round of the 2007 draft, but did not sign.
- Ⓢ Participated in the 2012 Cubs Caravan.

Szczur: 2012 Season

Matt batted .267 (117-for-438) with 26 doubles, eight triples, four home runs, 40 RBI and 42 stolen bases in 113 games between Single-A Daytona and Double-A Tennessee ... missed over three weeks in June with a strained left knee.

- Ⓢ Began the season with Daytona, hitting .295 (87-for-295) with two homers and 34 RBI in 78 games before he was promoted to Tennessee, July 27.
- Ⓢ Despite missing over three weeks in June with a strained left knee, led the Florida State League with 68 runs scored and 38 stolen bases at the time of his promotion to Double-A.
- Ⓢ Hit at a .420 clip (21-for-50) with six walks, five doubles, a triple and 10 RBI with runners in scoring position and two outs with Daytona.
- Ⓢ Made one error in 78 games with Daytona, while appearing at all three outfield positions.
- Ⓢ Was named a Florida State League mid-season All-Star.
- Ⓢ Promoted to Tennessee, July 27, and went on to hit .210 (30-for-143) with seven doubles, four triples, two homers and six RBI in 35 games.

Szczur: Career Review

2011: Matt combined to bat .293 (131-for-447) with 22 doubles, three triples, 10 homers and 46 RBI in his first full minor league season with Single-A Peoria and Single-A Daytona, helping the D-Cubs to the Florida State League title.

- Ⓢ Began the season with Peoria, hitting .314 (86-for-274) with a .366 on-base percentage, 17 stolen bases, 15 doubles, five homers and 27 RBI in 66 games.
 - ♦ Hit safely in 13 of his first 15 contests, April 7-May 1, and posted a .405 batting average in that stretch.
- Ⓢ Batted .385 (25-for-65) against southpaws ... had a .342 May batting average (26-for-76) ... was 20-for-58 (.345) with runners in scoring position.
- Ⓢ Named to the Midwest League All-Star Game.
- Ⓢ Promoted to Daytona, July 13, and went on to bat .260 (45-for-173) with seven doubles, two triples, five homers and 19 RBI in 43 games ... stole seven bases without being caught.
- Ⓢ Closed out the regular season with four-straight two-hit games, and hit .368 during Daytona's post-season run to the FSL title.

Szczur: Career Review (Continued)

2010: In his first taste of professional baseball, Matt hit .347 (35-for-101) in 25 games between Rookie-League Mesa, Single-A Boise and Single-A Peoria.

- © Hit safely in his first 21 career games spanning three stops ... posted a .405 batting average (34-for-84) during the run that saw him score 21 times.
- © Spent the majority of his time at Boise, hitting .397 (29-for-73) with nine doubles and eight RBI in 18 contests.
- © With the Hawks, posted a .429 average (24-for-56) against right-handed hurlers.

Szczur: Career Statistics and Transactions

YEAR	TEAM	AVG	G	AB	R	H	2B	3B	HR	RBI	SH	SF	HP	BB	SO	SB-CS	E	OBP	SLG
2010	Mesa-R	.500	1	2	1	1	0	0	0	0	0	0	1	1	0	1-0	0	.750	.500
	Boise-A	.397	18	73	17	29	9	0	0	8	0	2	1	6	11	1-0	1	.439	.521
	Peoria-A	.192	6	26	6	5	1	1	0	2	0	0	1	3	5	0-0	1	.300	.308
2011	Peoria-A	.314	66	274	55	86	15	1	5	27	0	1	2	21	28	17-5	1	.366	.431
	Daytona-A	.260	43	173	20	45	7	2	5	19	2	1	1	5	20	7-0	2	.283	.410
2012	Daytona-A	.295	78	295	68	87	19	4	2	34	2	4	4	47	50	38-12	1	.394	.407
	Tennessee-AA	.210	35	143	24	30	7	4	2	6	0	0	1	14	29	4-2	1	.285	.357
MINOR LEAGUE TOTALS		.287	247	986	191	283	58	12	14	96	4	8	11	97	143	68-19	7	.355	.413

MATT SZCZUR'S CAREER TRANSACTIONS

2010 – Selected by Cubs in fifth round of draft (scout: Tim Adkins)

RUNS SCORED – RUNS ALLOWED

- The Cubs mark for scoring in consecutive games is 127, set from June 15, 1958-May 13, 1959. The team record for scoring in consecutive contests in one season is 109, set in 1943 (May 23-September 18).
- The longest streak for Cubs pitchers without hurling a shutout is 106 games, set in 1901 (May 18-September 20).
- On June 29, 1897, the Cubs scored at least one run in every inning in a 36-7 victory at Louisville. That was the only time in club history that the team scored at least one run in every frame. The last time the Cubs surrendered at least one run in every inning took place May 5, 1999, vs. Colorado at Wrigley Field.
- Since 1900, the Cubs have thrown three consecutive shutouts seven times, with the last occurrence taking place July 21-July 24, 1992 – when the Cubs won 1-0 and 3-0 at Cincinnati and 1-0 at Houston.
- The last time the Cubs threw shutouts in both games of a doubleheader occurred July 11, 1965, vs. St. Louis at Wrigley Field (identical 6-0 scores).
- The Cubs were held scoreless in a National League-record 48 consecutive innings June 15-June 21, 1968. The club was blanked in four straight games June 16-June 20.
- The Cubs have allowed three or fewer runs in every contest of a three-game series in each of the last three seasons, including six times in 2012 (most recently September 10-12 at Houston). Prior to 2012, it happened, September 23-25, 2011 at St. Louis (5-1 win, 2-1 loss and 3-2 loss), and September 17-19, 2010 at Florida (2-0 win, 5-3 win and 13-3 win). In fact, that 2010 run was part of an 11-game stretch in which Cubs pitchers allowed three or less runs in each contest from September 10-22.
- The last time the Cubs allowed three runs or fewer during a Wrigley Field three-game set occurred May 26-28, 2008 vs. Los Angeles (N.L.) (3-1, 3-1, 2-1 (10)).
- From July 5-July 7, 2001, the Cubs scored 38 runs over a three-game span – winning by scores of 13-4 at New York and 15-9 and 10-6 at Detroit. Over the three -game span, the Cubs recorded 50 hits – including 21 for extra bases (12 doubles, four triples, five homers).
- In 1930, the Cubs established a team record by reaching the 10-run plateau in five-straight games, June 1-June 6. During that stretch – the only time in club history that the team had a double-digit runs streak surpassing three games – the Cubs defeated Pittsburgh 16-4 on June 1 at Wrigley Field before going on a road trip. They swept the Boston Braves over a three-game span June 3-June 5 by scores of 15-2, 18-10 and 10-7, then went to Brooklyn and beat the Dodgers 13-0 on June 6.
- During a 20-1 victory over Los Angeles (N.L.) May 5, 2001, the Cubs scored eight times during both the seventh and eighth innings. This was only the fifth time in major league history that a team plated at least eight runs in consecutive frames. The list:
- April 30, 1887: St. Louis (N.L.) vs. Clevelandnine in fifth, eight in sixth
June 16, 1887: Philadelphia (N.L.) vs. Washington.....eight in seventh, eight in eighth
May 2, 1901: Boston (A.L.) vs. Philadelphia..... nine in second, 10 in third
July 29, 1928: Cleveland vs. New York..... eight in first, nine in second
May 5, 2001: CUBS vs. Los Angeles.....eight in seventh, eight in eighth

47 Hisanori Takahashi – LHP



BATS: Left **THROWS:** Left **HEIGHT:** 5-10 **WEIGHT:** 180 **MLS:** 3+0
FULL NAME: Hisanori Takahashi (*HEE-son-OR-ee*)
OPENING DAY AGE: 37, turns 38 on April 2
BORN: 4/2/75 in Tokyo, Japan
RESIDES: Tokyo, Japan
FAMILY: Married – Yayoi ... Children – Sena and Aoba
CONTRACT STATUS: Signed through 2013
SIGNED BY: New York Mets
HOW ACQUIRED: Signed a minor league contract with Cubs 1/2/13



Non-Roster Invitee

Takahashi: Facts and Information

Hisanori signed a minor league deal with Chicago in January of 2013 and joins the organization as a non-roster invitee to Spring Training ... has three major league seasons under his belt with the Mets (2010), Angels (2011-12) and Pirates (2012) following 10 seasons with the Yomiuri Giants in the Japanese Central League.

- Ⓢ Is 14-12 with 10 saves and a 3.97 ERA (106 ER/240.1 IP) in 165 major league games, including 12 starts.
- Ⓢ Went 79-66 with 21 complete games, eight shutouts, 15 saves and a 3.70 ERA (530 ER/1,289.0 IP) in 245 games (202 starts) in the Japan League.
 - Struck out 1,032 batters compared to 359 walks.
- Ⓢ Came to the U.S. when he agreed to a minor league deal with the Mets on February 11, 2010 ... went on to pitch in 53 games (12 starts), and posted a 10-6 record with eight saves and a 3.61 ERA (49 ER/122.0 IP).
- Ⓢ Helped the Yomiuri Giants to the Japanese League championship in 2000, 2002 and 2009 ... his 2008 club won the Central League title.
- Ⓢ In 2007, led the Central League with a 2.75 ERA and was named to the League's "Best Nine," emblematic of the best player at his position.
- Ⓢ Selected by the Yomiuri Giants in the first round of the 1999 draft.
- Ⓢ Graduated from Syutoku High School and Komazawa University.

Takahashi: 2012 Season

Combined to go 0-3 with a 5.54 ERA (31 ER/50.1 IP) in 51 relief appearances between the Angels and Pirates ... walked 14 compared to 52 strikeouts.

- Ⓢ Began the campaign with the Angels, and was 0-3 with a 4.93 ERA (23 ER/42.0 IP) in 42 games before he was optioned to Triple-A Salt Lake, August 19.
- Ⓢ Pitched in one game with Salt Lake, then was claimed off waivers by Pittsburgh, August 24.
- Ⓢ Posted a 3.14 ERA (10 ER/28.2 IP) in 27 games from April 18-July 19, striking out 30 compared to six walks ... held batters to a .190 average.
- Ⓢ With Pittsburgh, posted an 8.64 ERA (8 ER/8.1 IP) in nine relief appearances.
- Ⓢ Struck out a season-high three batters four times, most recently September 3 at Houston.
- Ⓢ Tossed a season-high 2.1 innings, June 4 vs. Seattle, while with the Angels.

Takahashi: Career Review

2011: In his first season with the Angels, pitched in a career-high 61 games ... posted a 4-3 record with a 3.44 ERA (26 ER/68.0 IP) ... struck out 52 and walked 25 while he held opponents to a .232 batting average.

- Ⓢ Became the third Japanese-born player for the Angels, joining Shigetoshi Hasegawa and Hideki Matsui.
- Ⓢ Recorded his first win for the Angels, April 13 over Cleveland ... tossed 2.0-shutout innings.
- Ⓢ Struck out four hitters in two separate appearances, June 6 vs. Tampa Bay and July 16 at Oakland.
- Ⓢ His eight intentional walks issued were tops on the Angels.
- Ⓢ Posted a 0.75 ERA (1 ER/12.0 IP) in June and a 2.38 ERA (3 ER/11.1 IP) in July ... posted a 0.71 ERA (1 ER/12.2 IP) in September following an 8.38 ERA (9 ER/9.2 IP) in August.

2010: In his first major league season, went 10-6 with eight saves and a 3.61 ERA (49 ER/122.0 IP) in 53 games (12 starts) with the Mets ... became the first Mets pitcher since Roger McDowell in 1986 to post double-digit wins and at least eight saves in the same campaign.

- Ⓢ Became the first major league pitcher to record at least 10 wins and at least eight saves in the same season since Francisco Cordero in 2006 with Texas and Milwaukee.
 - Was the first rookie to accomplish the feat since Scott Williamson with the Reds in 1999.
- Ⓢ With his 10 wins, became the first Mets Rookie to win at least 10 games in a season since Rick Aguilera in 1985.
- Ⓢ Began the year pitching out of the bullpen, posting a 3.12 ERA (9 ER/26.0 IP) in his first 15 games.
- Ⓢ All told, went 6-2 with a 2.04 ERA (13 ER/57.1 IP) in 41 relief appearances.
- Ⓢ Finished 4-4 with a 5.01 ERA (36 ER/64.2 IP) in 12 starts.
- Ⓢ Struck out seven in 3.0 innings of work, April 23 vs. Atlanta, becoming the third Met to strike out seven or more in 3.0 or fewer innings of work.
 - Joined Galen Cisco (May 25, 1965) and Skip Lockwood (September 19, 1976).
- Ⓢ Tossed 6.0 shutout innings in each of his first two career starts, May 21 vs. the Yankees and May 26 vs. Philadelphia.
 - Became the first Mets pitcher in franchise history to begin his major league career with 6.0 shutout innings in each of his first two career starts.
- Ⓢ Picked up the 500th win by a Japanese-born player when he beat the Phillies, May 26 at Citi Field.
- Ⓢ Struck out a career-high 10 batters, July 31 vs. Arizona.
- Ⓢ Earned his first career save, August 16 at Houston.

Takahashi: Career Review (Continued)

2009: Hisanori spent his 10th and final season with the Yomiuri Giants of the Japanese Central League, going 10-6 with one complete game and a 2.94 ERA (47 ER/144.0 IP) in 25 starts ... helped lead Yomiuri to the championship victory.

- © Posted his second-lowest single-season ERA, which ranked sixth in the league.
- © Allowed three or fewer runs in 22 of his 25 starts.

2008: Went 8-5 with a 4.13 ERA (56 ER/122.0 IP) in 23 games (22 starts) ... helped Yomiuri capture the Central League Championship.

2007: Was 14-4 with two shutouts and a 2.75 ERA (57 ER/186.2 IP) in 28 games (27 starts) ... led the league with a 2.75 ERA and was named "Best Nine," emblematic of the best player at his position.

- © Posted a career-best 14 victories, including two complete game shutouts.
- © Recorded 141 strikeouts in a career-best 186.2 innings, the second-most of his career.

2006: Pitched mainly out of the bullpen for Yomiuri, going 2-6 with a 4.94 ERA (34 ER/62.0 IP) in 35 games (four starts) ... also collected 15 saves.

- © Suffered a broken cheek bone after being struck by a line drive ... missed six weeks.
- © His 35 games pitched were a then-career high.

2005: Went 8-12 with a 4.47 ERA (81 ER/163.0 IP) in 27 games (26 starts) for Yomiuri ... recorded a career-best four complete games, including two shutouts.

2004: Saw limited action due to time on the disabled list with a sprained ankle ... finished the year 5-10 with three complete games, one shutout and a 5.44 ERA (55 ER/91.0 IP) in 16 starts for Yomiuri.

2003: Posted a 4-4 record with a 3.84 ERA (37 ER/86.2 IP) in 13 starts for the Giants ... missed part of the season with left arm stiffness.

2002: Compiled double-digit victories for the first time in his career, going 10-4 with two complete games and a 3.09 ERA (56 ER/163.1 IP) in 24 games (23 starts), while helping Yomiuri to the Japanese League championship.

2001: Was 9-9 in his second season with Yomiuri, compiling a 3.94 ERA (59 ER/134.2 IP) in 30 games (23 starts).

2000: Won nine games in his rookie season for Yomiuri, a year in which the Giants won the Japanese League Championship ... finished 9-6 with three complete games, two shutouts and a 3.18 ERA (48 ER/135.2 IP).

FRESHMAN CLASS

The Baseball Writers' Association of America considers a player a rookie unless during the previous season or seasons he has (1) exceeded 130 at-bats or 50.0 innings pitched in the major leagues, or (2) accumulated more than 45 days on the active roster of a Major League club during the 25-man limit that is in effect from Opening Day through August 31.

Takahashi: Career Statistics and Transactions

YEAR	TEAM	W-L	ERA	G	GS	CG	SHO	SV	IP	H	R	ER	HR	HB	BB	SO	WP	BK
2000	Yomiuri-JAPAN	9-6	3.18	24	23	3	2	0	135.2	133	59	48	10	2	36	102	1	0
2001	Yomiuri-JAPAN	9-9	3.94	30	23	3	1	0	134.2	126	65	59	10	3	52	99	4	0
2002	Yomiuri-JAPAN	10-4	3.09	24	23	2	0	0	163.1	143	58	56	16	6	39	145	4	1
2003	Yomiuri-JAPAN	4-4	3.84	13	13	3	0	0	86.2	79	42	37	14	4	27	78	1	1
2004	Yomiuri-JAPAN	5-10	5.44	16	16	3	1	0	91.0	107	59	55	18	3	26	61	3	0
2005	Yomiuri-JAPAN	8-12	4.47	27	26	4	2	0	163.0	171	88	81	18	4	48	135	1	0
2006	Yomiuri-JAPAN	2-6	4.94	35	4	0	0	15	62.0	70	36	34	10	1	15	51	1	0
2007	Yomiuri-JAPAN	14-4	*2.75	28	27	2	2	0	186.2	168	63	57	21	2	50	141	1	0
2008	Yomiuri-JAPAN	8-5	4.13	23	22	0	0	0	122.0	127	63	56	16	5	30	94	2	0
2009	Yomiuri-JAPAN	10-6	2.94	25	25	1	0	0	144.0	147	58	47	16	6	36	126	0	0
2010	New York (N.L.)	10-6	3.61	53	12	0	0	8	122.0	116	51	49	13	0	43	114	1	1
2011	Los Angeles (A.L.)	4-3	3.44	61	0	0	0	2	68.0	58	30	26	7	0	25	52	1	0
2012	Los Angeles (A.L.)	0-3	4.93	42	0	0	0	0	42.0	39	24	23	6	0	10	41	0	0
	Salt Lake-AAA	0-0	0.00	1	0	0	0	0	1.0	0	0	0	0	0	0	0	0	0
	Pittsburgh	0-0	8.64	9	0	0	0	0	8.1	10	8	8	2	0	4	11	0	0
MAJOR LEAGUE TOTALS		14-12	3.97	165	12	0	0	10	240.1	223	113	106	28	0	82	218	2	1
JAPAN LEAGUE TOTALS		79-66	3.70	245	202	21	8	15	1289.0	1271	591	530	159	36	359	1032	18	4
*Led League																		

SV/OPP: 2012 – 0/1 ... Career – 10/14 ... HOLDS: 2012 – 3 ... Career – 13 ... IR/IRS: 2012 – 28/11 ... Career – 95/31

YEAR	AVG	AB	R	H	2B	3B	HR	RBI	SH	SF	HP	BB	SO	SB	CS	PCT	G	PO	A	E	TC	DP
2012	.000	0	0	0	0	0	0	0	0	0	0	0	0	0	0	1.000	51	4	4	0	8	0
M.L. TOTALS	.063	16	0	1	0	0	0	0	4	0	0	0	3	0	0	.955	165	11	31	2	44	1

LAST HIT: 4/23/10 vs. Atlanta (single off Kenshin Kawakami) ... at-bats since last hit – 15

HISANORI TAKAHASHI'S CAREER TRANSACTIONS

- 2010 – Signed a minor league contract with New York (N.L.) 2/11
- 2010 – Elected free agency 11/12
- 2010 – Signed a two-year major league contract with Los Angeles (A.L.) 12/1
- 2012 – Claimed off waivers by Pittsburgh 8/24
- 2012 – Granted unconditional release 10/31
- 2013 – Signed to a minor league contract by Cubs 1/2

HISANORI TAKAHASHI'S CAREER HIGHS AND LOWS

- MOST STRIKEOUTS:** 10 – 7/31/10 vs. Arizona ... as reliever: 7 – 4/23/10 vs. Atlanta
- MOST HITS ALLOWED:** 9 – 6/29/10 @ Florida
- MOST RUNS ALLOWED:** 6 (four times), most recently 7/17/10 @ San Francisco
- MOST HOME RUNS ALLOWED:** 2 (six times), most recently 8/3/11 vs. Minnesota
- MOST WALKS ALLOWED:** 4 (twice), most recently 6/24/10 vs. Detroit
- LONGEST WINNING STREAK:** 4 games (twice), most recently 8/24/10-4/13/11
- LONGEST LOSING STREAK:** 3 games (twice), most recently 4/11-8/3/12
- LONGEST RELIEF APPEARANCE:** 3.1 innings – 4/27/10^{gm.2} vs. Los Angeles (N.L.)
- MOST CONSECUTIVE SCORELESS INNINGS:** 13.1 innings – 8/15-9/13/10

QUALIFYING NUMBERS

To qualify for the batting championship, a player must have a minimum of 502 plate appearances or 3.1 plate appearances per number of his team's games.

To qualify for the ERA title, a pitcher must have at least 162.0 innings pitched.

To qualify for the fielding championship, a player must have the highest fielding average at his position and, (1) a catcher must have played in at least 81 games; (2) an infielder or outfielder must have played in at least 108 games; and (3) a pitcher must have at least 162.0 innings pitched.

24 Luis Valbuena – INF



BATS: Left **THROWS:** Right **HEIGHT:** 5-10 **WEIGHT:** 170 **MLS:** 2+148
FULL NAME: Luis Adan Valbuena
OPENING DAY AGE: 27
BORN: 11/30/85 in Sucre, Zulia, Venezuela
RESIDES: Sucre, Zulia, Venezuela
CONTRACT STATUS: Signed through 2013
SIGNED BY: Seattle Mariners
HOW ACQUIRED: Claimed off waivers from Toronto 4/4/12



Valbuena: Facts and Information

In parts of five seasons at the big league level, Luis owns a .224 batting average (224-for-1,000) with 17 home runs and 85 RBI in 319 games ... the Cubs claimed him off waivers from Toronto on April 4, 2012, and he went on to appear in 90 games for Chicago in 2012.

- © Has seen major league action with the Mariners (2008), the Indians (2009-11) and Cubs.
- © Has played 180 games (167 starts) at second base, 92 games (78 starts) at third base, 35 games (26 starts) at shortstop and three games (one start) in left field.
- © Has a .284 (814-for-2,863) batting average with 166 doubles, 29 triples, 76 home runs and 398 RBI in 778 games at the minor league level (10 seasons).
- © Was named Everett's (Mariners minor league affiliate) Most Valuable Player after finishing with 12 homers and 51 RBI in 2005.
- © In 2004, earned Most Valuable Player honors in the Venezuelan Summer League.
- © Signed with Seattle as a non-drafted free agent on August 29, 2002.

Valbuena: 2012 Season

Luis was claimed off waivers from Toronto, April 4, and spent the majority of the season with the Cubs, hitting .219 (58-for-265) with 20 doubles, four homers and 28 RBI in 90 games.

- © Played 82 games at third base (72 starts), recording a .963 fielding percentage (7 E/189 TC) ... also played five games (two starts) at second base.
- © Batted .225 (47-for-209) against right-handed pitchers and posted a .196 average (11-for-56) against lefties.
- © On Chicago's Opening Day roster, and was outrighted to Triple-A Iowa, April 7 ... selected from Iowa, June 14, and was with the major league club the remainder of the season.
- © Belted two three-run homers in a three-game span, June 16 vs. the Red Sox and June 18 at the White Sox.
- © Hit .306 (19-for-62) in 24 August contests ... walked 14 times compared to 11 strikeouts, contributing to a .484 on-base percentage.
- © Was 4-for-12 (.333) with a double and a RBI as a pinch-hitter.
- © Tied his career high with three hits three times: June 18 at the White Sox, August 17 in Cincinnati and August 30 vs. Milwaukee.
- © Tied his career high with three runs scored, September 14 vs. Pittsburgh ... also turned the trick, August 9, 2009 with Cleveland against the White Sox.
- © Batted .303 (64-for-211) with 17 doubles, a triple, eight home runs and 31 RBI in 58 games for Triple-A Iowa.
- © In 51 games with Cardenales de Lara in the Venezuelan Winter League, he batted .306 (56-for-183) with 15 doubles, a triple, six home runs and 39 RBI ... walked 34 times compared to 33 strikeouts, and recorded a .414 on-base percentage.

Valbuena: Career Review

2011: In his final season in Cleveland's organization, spent a majority of the year at Triple-A Columbus, hitting .302 (127-for-420) with 17 homers and 75 RBI in 113 games ... named a mid-season and post-season International League All-Star ... had four stints with the Indians, hitting .209 (9-for-43) in 17 games.

- © Was with the Indians May 19-20, July 8-21, August 19-22 and September 6 through the end of the season.
- © With Columbus, appeared in 75 games at shortstop, 15 games at third base, eight games at second base and 11 in left field.
- © Recorded a 19-game hitting streak from May 22-June 9.
- © Registered a .316 (83-for-263) batting average against right-handed hurlers ... was 44-for-157 (.280) off southpaws.
- © Played in the Venezuelan Winter League, posting a .284 average with 13 doubles, five home runs and 31 RBI in 60 games.

2010: Broke camp with Cleveland, and appeared in 91 games spanning two stints with the club ... optioned to Triple-A Columbus, June 24, and was recalled, July 28.

- © Hit .193 (53-for-275) with two home runs and 24 RBI for the Indians.
- © Clubbed his first career grand slam, April 11 off Detroit's Justin Verlander ... finished the contest with a career-high four RBI.
- © His .254 (18-for-71) batting average in September was the highest of any month with the Indians.
- © In 25 games with Columbus, he hit .313 (30-for-96) with six home runs and 20 RBI in 25 games.

Valbuena: Career Review (Continued)

2009: Began the year at Triple-A Columbus, and batted .321 (25-for-78) prior to his promotion to Cleveland on May 2 ... went on to appear in 103 contests for the Indians, hitting .250 (92-for-368) with 10 homers and 31 RBI.

- Ⓒ

Made 75 starts at second base (77 games), 22 starts at shortstop (28 games) and appeared in one game at third base.
- Ⓒ

Recorded his first career multi-homer effort, June 20, against the Cubs at Wrigley Field.
- Ⓒ

Recorded a season-high eight game hitting streak, August 16-25 ... batted .367 (11-for-30) with three home runs and seven RBI during the run.
- Ⓒ

Belted his first career lead-off home run, October 4 in Boston off Clay Buchholz.
- Ⓒ

Was 84-for-329 (.255) against right-handed pitchers.
- Ⓒ

Raised his batting average in each of the first three months with the big league club ... hit .188 in May, .200 in June and .321 in July.
- Ⓒ

Played for Lara in the Venezuelan Winter League after the conclusion of the season.

2008: Made his major league debut in his sixth and final year in Seattle's system ... split the year between Double-A West Tennessee, Triple-A Tacoma and the Mariners.

- Ⓒ

Produced a .245 (12-for-49) average with one RBI in 18 games with the Mariners ... made 15 starts at second base.
- Ⓒ

Selected to the Mariners, September 1, and made his big league debut, September 2 in Texas.
- Ⓒ

Recorded his first career major league hit, September 11 in Los Angeles (A.L.), a single off Scot Shields.
- Ⓒ

Combined to bat .303 (137-for-452) with 21 doubles, two triples, 11 home runs and 60 RBI in 128 games between West Tenn and Tacoma.

2007: Spent the season at Double-A West Tennessee ... batted .239 (106-for-444) with 11 home runs and 44 RBI in 122 games ... played for the Cardenales de Lara club in the Venezuelan Winter League.

2006: Played in a combined 132 games with Single-A Wisconsin and Inland Empire ... logged a .275 (134-for-488) average with five home runs, 48 RBI and 63 runs in a career-high 132 games.

2005: Spent majority of the season at Single-Everett ... led the Northwest League with 12 homers while tying for first with 51 RBI in 74 games.

2004: Named Most Valuable Player in the Venezuelan Summer League after playing his second season with Aguirre ... led team in average (.361), runs scored (44), hits (78) and triples (6).

2003: Played for Aguirre in the Venezuelan Summer League ... batted .228 (38-for-167) in 50 games.

Valbuena: Career Statistics and Transactions

YEAR	TEAM	AVG	G	AB	R	H	2B	3B	HR	RBI	SH	SF	HP	BB	SO	SB-CS	E	OBP	SLG
2003	— VSL Mariners-R	.228	50	167	26	38	11	4	1	22	3	3	5	20	25	3-3	5	.323	.359
2004	— VSL Mariners-R	.361	61	216	44	78	24	6	2	34	2	2	7	27	15	11-9	2	.444	.556
2005	— Tacoma-AAA	.000	3	4	0	0	0	0	0	0	0	0	0	1	2	0-0	0	.200	.000
	Everett-A	.261	74	287	47	75	10	3	12	51	1	4	2	31	37	14-6	8	.333	.443
2006	— Wisconsin-A	.286	89	325	45	93	16	6	3	38	1	2	1	44	44	21-7	8	.371	.400
	Inland Empire-A	.252	43	163	18	41	10	1	2	10	3	0	1	14	26	1-3	3	.315	.362
2007	— West Tenn-AA	.239	122	444	55	106	23	3	11	44	6	6	1	48	83	10-6	13	.311	.378
2008	— West Tenn-AA	.304	70	240	43	73	12	2	9	40	4	2	0	31	37	8-4	4	.381	.483
	Tacoma-AAA	.302	58	212	41	64	9	0	2	20	6	0	0	28	32	10-4	5	.383	.373
	Seattle	.245	18	49	6	12	5	0	0	1	0	0	1	4	11	0-0	0	.315	.347
2009	— Columbus-AAA	.321	22	78	15	25	4	2	3	13	1	0	0	16	13	3-3	1	.436	.538
	Cleveland	.250	103	368	52	92	25	3	10	31	2	2	0	26	83	2-3	11	.298	.416
2010	— Cleveland	.193	91	275	22	53	12	0	2	24	2	2	3	28	61	1-2	10	.273	.258
	Columbus-AAA	.313	25	96	23	30	8	1	6	20	2	1	1	19	21	2-0	2	.427	.604
2011	— Columbus-AAA	.302	113	420	64	127	22	0	17	75	1	3	2	46	96	6-3	9	.372	.476
	Cleveland	.209	17	43	4	9	0	0	1	1	0	0	0	1	9	1-0	0	.227	.279
2012	— Iowa-AAA	.303	58	211	38	64	17	1	8	31	0	6	1	28	50	1-1	5	.378	.507
	CUBS	.219	90	265	26	58	20	0	4	28	0	2	0	36	55	0-2	7	.310	.340
MAJOR LEAGUE TOTALS		.224	319	1000	110	224	62	3	17	85	4	6	4	95	219	4-7	28	.292	.343
N.L. TOTALS		.219	90	265	26	58	20	0	4	28	0	2	0	36	55	0-2	7	.310	.340
A.L. TOTALS		.226	229	735	84	166	42	3	13	57	4	4	4	59	164	4-5	21	.286	.344
MINOR LEAGUE TOTALS		.284	778	2863	459	814	166	29	76	398	30	29	21	353	481	90-49	65	.364	.442

PCT	G	PO	A	E	TC	DP	2012/CAREER	PCT	G	PO	A	E	TC	DP
1.000	5	2	4	0	6	1	Second Base	.989	180	331	529	10	870	142
.963	82	45	137	7	189	18	Third Base	.957	92	48	150	9	207	18
							Shortstop	.938	35	46	91	9	146	12
							Left Field	1.000	3	2	0	0	2	0
.965		47	141	7	195	19	M.L. TOTALS	.978		427	770	28	1225	172

LUIS VALBUENA'S CAREER TRANSACTIONS

2002 – Signed as a non-drafted free agent by Seattle on 8/29

2008 – Acquired by Cleveland with P Joe Smith 12/10 from Seattle for OF Franklin Gutierrez

2011 – Acquired by Toronto 11/26 from Cleveland for a cash consideration

2012 – Claimed off waivers by Cubs on 4/4

LUIS VALBUENA'S CAREER HIGHS

MULTI-HOMER GAMES: 1 – 6/20/09 @ Cubs

GRAND SLAMS: 1 – 4/11/10 @ Detroit (Justin Verlander)

LEAD-OFF HOMERS: 1 – 10/4/09 @ Boston (Clay Buchholz)

MOST RUNS SCORED: 3 (twice), most recently 9/14/12 vs. Pittsburgh

MOST HITS: 3 (nine times), most recently 8/30/12 vs. Milwaukee

MOST DOUBLES: 2 (six times), most recently 7/2/12 @ Atlanta

MOST RBI: 4 – 4/11/10 @ Detroit

MOST WALKS: 2 (15 times), most recently 9/14/12 vs. Pittsburgh

MOST STOLEN BASES: 1 (four times), most recently 9/20/11 vs.

White Sox

LONGEST HITTING STREAK: 8 games (twice), most recently 9/22-9/30/09

DECADE FIRSTS

When he made his Cubs/major league debut May 7, 2010, Starlin Castro became the first player born during the 1990s to appear in a game for the Cubs. The first Cubs players born in each decade since 1900:

DECADE	FIRST CUB (YEARS W/CLUB)	BIRTHDATE	DEBUT
1900s	Virgil Cheeves (1920-23)	February 12, 1901	September 7, 1920
1910s	Frank Demaree (1932-33, 1935-38)	June 10, 1910	July 22, 1932
1920s	Johnny Schmitz (1941-42, 1946-51)	November 27, 1920	September 6, 1941
1930s	Andy Varga (1950-51)	December 11, 1930	September 9, 1950
1940s	Dick Ellsworth (1958, 1960-66)	March 22, 1940	June 22, 1958
1950s	Burt Hooton (1971-75)	February 7, 1950	June 17, 1971
1960s	Mel Hall (1981-84)	September 16, 1960	September 3, 1981
1970s	Jessie Hollins (1992)	January 27, 1970	September 19, 1992
1980s	Carlos Zambrano (2001-11)	June 1, 1981	August 20, 2001
1990s	Starlin Castro (2010-current)	March 24, 1990	May 7, 2010

33 Carlos Villanueva – RHP



BATS: Right **THROWS:** Right **HEIGHT:** 6-2 **WEIGHT:** 215 **MLS:** 6+30
FULL NAME: Carlos Manuel Villanueva
OPENING DAY AGE: 29
BORN: 11/28/83 in Santiago, D.R.
RESIDES: Santo Domingo, D.R.
FAMILY: Married – Arianna
CONTRACT STATUS: Signed through 2014
SIGNED BY: Rick Raggazo (San Francisco)
HOW ACQUIRED: Signed a two-year major league contract with Cubs 1/26/13



Ca. Villanueva: Facts and Information

Carlos joins the Cubs after spending all or part of the last seven major league seasons with Milwaukee (2006-10) and Toronto (2011-12) ... he was originally signed as a non-drafted free agent by San Francisco in 2002.

- Ⓢ Is 33-35 with six saves, a 4.26 ERA (311 ER/657.1 IP) and 571 strikeouts in 301 big league appearances, 56 as a starter.
- Ⓢ In two seasons with Toronto, posted a 13-11 record with a 4.11 ERA (106 ER/232.1 IP) ... went 10-10 with a 4.79 ERA (88 ER/165.1 IP) in 29 starts and 3-1 with two holds and a 2.42 ERA (18 ER/67.0 IP) in 42 relief appearances.
- Ⓢ Was the winning pitcher in Milwaukee's home openers in both 2008 and 2009.
- Ⓢ Appeared in two games for Milwaukee in the 2008 NLDS vs. Philadelphia, retiring all 11 batters faced.
- Ⓢ Selected to the 2005 Florida State League mid-season and post-season All-Star teams after going 8-1 with a 2.32 ERA (29 ER/112.1 IP) in 21 starts for Single-A Brevard County.
- Ⓢ In 2005, named the "Best Foreign Born Player in Class A" by minor-leaguebaseball.com.
- Ⓢ Named the Brewers Minor League Pitcher of the Month for June of 2005, posting no record with a 0.71 ERA (2 ER/25.1 IP) and 26 strikeouts in five starts for Single-A Brevard County.
- Ⓢ Attended Americas Bi-Cultural School in Santo Domingo, D.R., where he played baseball and basketball.

Ca. Villanueva: 2012 Season

Completed his second season in a Toronto uniform, splitting time between the bullpen and starting rotation ... went 7-7 with a 4.16 ERA (58 ER/125.1 IP) and a career-best 122 strikeouts in 38 games, including a career-high 16 starts.

- Ⓢ Set a career mark with 8.8 strikeouts per 9.0 innings.
- Ⓢ Went 5-7 with a 4.50 ERA (46 ER/92.0 IP) in 16 starts ... allowed three runs or less in 11 starts and recorded nine quality efforts.
 - Won four consecutive starts before losing seven of his final eight decisions.
- Ⓢ Was 2-0 with a 3.24 ERA (12 ER/33.1 IP) and a .211 opponents batting average (26-for-123) in 22 relief appearances.
 - Eight of first nine relief outings and nine of final 11 were scoreless appearances.
 - Eight relief appearances were more than 1.0 inning, including a 4.0-inning stint June 15 vs. Philadelphia and 4.1 innings May 25 at Texas.
 - Struck out 9.7 batters per 9.0 innings as a reliever.
- Ⓢ Posted a 7-4 record and a 3.10 ERA (34 ER/98.2 IP) in 33 games (11 starts) through the end of August.
- Ⓢ In his eight relief outings of more than 1.0 inning, he posted a 0.86 ERA (2 ER/20.1 IP).
- Ⓢ Held batters to a .242 batting average (113-for-466) which ranked 13th in the American League (minimum 125.0 IP).
- Ⓢ Limited opponents to a .194 average (19-for-98) with runners in scoring position ... with runners in scoring position and two outs, allowed just five hits in 47 at-bats (.106).
- Ⓢ Twice set a career mark with eight strikeouts: July 15 vs. Cleveland and August 13 vs. the White Sox.
- Ⓢ Walked a career-high five batters, July 15 vs. Cleveland ... lasted just 2.1 innings, September 21 at Tampa Bay, the shortest start of his career.

Ca. Villanueva: Career Review

2011: Acquired by Toronto December 3, 2010, appeared in 33 games in first season with the Blue Jays and made a then career-high 13 starts ... was 6-4 with a 4.04 ERA (48 ER/107.0 IP).

- Ⓢ Posted a 1.84 ERA (3 ER/14.2 IP) in eight April relief appearances and held opponents to a .093 batting average (4-for-43).
- Ⓢ Moved to the starting rotation to make 13 starts, May 23-August 3 ... made first start May 23 at the Yankees, earning the win (5.0 IP, 1 R, 2 H).
- Ⓢ Recorded five-consecutive quality starts, June 14-July 7, and went 5-3 with a 5.15 ERA (42 ER/73.1 IP) as a starter.
- Ⓢ Went 84 appearances without a loss (August 23, 2009-June 14, 2011), going 8-0 over the stretch ... the streak was snapped June 19 at Cincinnati.
- Ⓢ Was on the 15-day disabled list with a right forearm strain, August 5-30 ... made one rehab appearance with Single-A Dunedin, pitching 1.0 scoreless inning.
- Ⓢ Spent the remainder of the season pitching out of the bullpen ... in 20 relief appearances, finished with a 1.60 ERA (6 ER/33.2 IP) while holding opponents to a .161 batting average (18-for-112) ... allowed one hit or less in 16 of his 20 relief outings.

Ca. Villanueva: Career Review (Continued)

2010: Spent most of the season with Milwaukee, going 2-0 with one save, a 4.61 ERA (27 ER/52.2 IP) and 67 strikeouts in 50 relief appearances.

- Ⓒ Did not allow an earned run in 11 April relief appearances ... allowed only five hits in 13.0 innings for a .114 opponents batting average (5-for-44).
- Ⓒ Posted a 6.75 ERA (27 ER/36.0 IP) in 34 relief outings, May 1-July 28 ... was optioned to Triple-A Nashville, July 29.
- Ⓒ In 11 relief appearances with Nashville, converted a save while posting a 3.77 ERA (6 ER/14.1 IP) ... allowed only one hit in final four Triple-A outings before returning to Milwaukee in September.
- Ⓒ Picked up a victory and did not allow a run in four September outings for the Brewers.

2009: Made a career-best 64 appearances (six starts) for Milwaukee, going 4-10 with a career-high three saves, a 5.34 ERA (57 ER/96.0 IP) and 83 strikeouts.

- Ⓒ For the second-straight season, was the winning pitcher in the Brewers home opener.
- Ⓒ Notched 15-consecutive scoreless appearances, May 5-June 6 (14.2 IP) ... posted 9.0-straight hitless innings, May 18-June 6.
- Ⓒ Lost a career-worst, seven-straight decisions, June 7-August 17, posting an 8.19 ERA (37 ER/40.2 IP) during the skid.

2008: In first full season with Milwaukee, went 4-7 with one save and a 4.07 ERA (49 ER/108.1 IP) in 47 games (nine starts) ... helped the Brewers to their first post-season appearance since 1982.

- Ⓒ Was the starting pitcher in the Brewers home opener, April 4 vs. San Francisco, earning the win in the 13-4 triumph.
- Ⓒ Was moved to the bullpen May 24 and went 2-2 with one save, 11 holds, a 2.12 ERA (14 ER/59.1 IP) and 62 strikeouts in 38 relief appearances over the remainder of the season ... stranded 15 of 16 inherited runners (93.8-percent).
- Ⓒ Appeared in two games during the NLDS vs. Philadelphia, retiring all 11 batters faced.

2007: Spent most of the season with Milwaukee, going 8-5 with one save, a 3.94 ERA (50 ER/114.1 IP) and 99 strikeouts in 59 games (six starts) ... the eight wins are a career best.

- Ⓒ From April 23-July 2, recorded a career-high, six-game winning streak with each victory coming in relief.
- Ⓒ Was optioned to Triple-A Nashville, August 20, and recalled, September 1 ... went 2-2 with a 1.99 ERA (7 ER/31.2 IP) in six September games (five starts).

2006: Had stints with Double-A Huntsville and Triple-A Nashville before he was recalled by Milwaukee, May 22 ... made his major league debut, May 23 at Cincinnati, and posted a 2-2 record with a 3.69 ERA (22 ER/53.2 IP) in 10 games (six starts) in three stints with the Brewers.

- Ⓒ Tossed a scoreless inning of relief in major league debut, May 23 at Cincinnati (1.0 IP, 1H, 2 SO).
- Ⓒ Optioned back to Huntsville, May 27, where he made two starts before a June 10 recall.
- Ⓒ Made first big league start, June 14 at Cincinnati, allowing four hits in 6.0 shutout innings, but received a no-decision in the Brewers 3-0, 11-inning loss.
- Ⓒ Made five appearances (three starts) during his second stint for the Brewers before he was optioned to Nashville, July 5.
- Ⓒ Was recalled from Nashville, September 11, and spent the remainder of the season with the Brewers.
- Ⓒ Earned first major league victory in a 5-2 win, September 15 at Washington (6.0 IP, 2 H, 1 R, 5 SO), retiring the first 16 batters he faced in the relief appearance before Nook Logan reached on an error.
 - Faced 19 batters before allowing first hit ... also, recorded first-career hit with a RBI-single off Ramon Ortiz.

2005: Split the season between Single-A Brevard County and Double-A Huntsville, going 9-4 with a 3.11 ERA (46 ER/133.0 IP) and 138 strikeouts in 25 starts.

- Ⓒ Posted a 3.1-to-1 strikeouts to walks ratio with Brevard County, ranking second on the staff with 124 strikeouts.
- Ⓒ Selected to the Florida State League mid-season and post-season All-Star teams after going 8-1 with a 2.32 ERA (29 ER/112.1 IP) in 21 starts for Brevard County.
- Ⓒ Named the "Best Foreign Born Player in Class A" by minorleaguebaseball.com.
- Ⓒ Named the Brewers Minor League Pitcher of the Month for June, posting no record with a 0.71 ERA (2 ER/25.1 IP) and 26 strikeouts in five starts for the month.
- Ⓒ Earned a promotion to Double-A Huntsville, August 17, and closed out the season with a 1-3 record and a 7.40 ERA (17 ER/20.2 IP) in four starts for the Stars.

2004: Acquired by Milwaukee, March 30, went 8-8 with one save, a 3.77 ERA (48 ER/114.2 IP) and 113 strikeouts in 25 games (21 starts) with Single-A Beloit ... his ERA ranked seventh among Brewers minor leaguers.

- Ⓒ Tossed a complete-game shutout, May 22 vs. Battle Creek, in the first game of a doubleheader (7.0 IP, 5 H, 1 BB, 5 SO).

2003: Posted a 3-6 record with a 3.97 ERA (26 ER/59.0 IP) in 12 appearances (10 starts) for the Rookie-League Scottsdale Giants, ranking third in the league with 67 strikeouts.

2002: In first professional season, went 4-0 with three saves, a 0.59 ERA (2 ER/30.1 IP) and 23 strikeouts in 19 appearances with the Rookie-League Scottsdale Giants.

Ca. Villanueva: Career Statistics and Splits

YEAR	TEAM	W-L	ERA	G	GS	CG	SHO	SV	IP	H	R	ER	HR	HB	BB	SO	WP	BK
2002	— AZL Giants-R	4-0	0.59	19	0	0	0	3	30.1	24	3	2	1	1	3	23	0	0
2003	— AZL Giants-R	3-6	3.97	12	10	0	0	0	59.0	64	31	26	1	2	13	67	5	0
2004	— Beloit-A	8-8	3.77	25	21	1	1	1	114.2	102	67	48	20	9	30	113	5	2
2005	— Brevard County-A	8-1	2.32	21	21	0	0	0	112.1	78	31	29	11	3	32	124	8	4
	— Huntsville-AA	1-3	7.40	4	4	0	0	0	20.2	21	18	17	3	1	9	14	1	0
2006	— Huntsville-AA	4-5	3.75	11	10	1	1	0	62.1	60	31	26	6	1	14	59	6	0
	— Nashville-AAA	7-1	2.71	11	9	1	0	0	66.1	42	20	20	6	2	26	61	2	0
	— Milwaukee	2-2	3.69	10	6	0	0	0	53.2	43	22	22	8	4	11	39	0	0
2007	— Milwaukee	8-5	3.94	59	6	0	0	1	114.1	101	52	50	16	3	53	99	3	0
	— Nashville-AAA	0-0	3.24	2	2	0	0	0	8.1	3	3	3	1	1	1	9	1	0
2008	— Milwaukee	4-7	4.07	47	9	0	0	1	108.1	112	53	49	18	3	30	93	4	0
2009	— Milwaukee	4-10	5.34	64	6	0	0	3	96.0	102	58	57	13	2	35	83	4	0
2010	— Milwaukee	2-0	4.61	50	0	0	0	1	52.2	48	27	27	7	4	22	67	5	0
	— Nashville-AAA	0-0	3.77	11	0	0	0	1	14.1	13	6	6	2	0	7	14	0	0
2011	— Toronto	6-4	4.04	33	13	0	0	0	107.0	103	49	48	11	4	32	68	4	0
	— Dunedin-A#	0-0	0.00	1	1	0	0	0	1.0	1	1	0	0	0	0	0	0	0
2012	— Toronto	7-7	4.16	38	16	0	0	0	125.1	113	59	58	23	3	46	122	6	1
MAJOR LEAGUE TOTALS		33-35	4.26	301	56	0	0	6	657.1	622	320	311	96	23	229	571	26	1
A.L. TOTALS		13-11	4.11	71	29	0	0	0	232.1	216	108	106	34	7	78	190	10	1
N.L. TOTALS		20-24	4.34	230	27	0	0	6	425.0	406	212	205	62	16	151	381	16	0
MINOR LEAGUE TOTALS		35-24	3.26	117	78	3	2	5	489.1	408	211	177	51	20	135	484	28	6

#Injury Rehabilitation Assignment

SV/OPP: 2012 — 0/0 ... Career — 6/17 ... HOLDS: 2012 — 2 ... Career — 52 ... IR/IRS: 2012 — 9/1 ... Career — 82/25

YEAR	AVG	AB	R	H	2B	3B	HR	RBI	SH	SF	HP	BB	SO	SB	CS	PCT	G	PO	A	E	TC	DP
2012	.500	2	1	1	0	0	0	0	0	0	0	0	0	0	0	1.000	38	7	11	0	18	0
M.L. TOTALS	.091	66	4	6	0	0	0	3	10	0	0	3	31	0	0	.981	301	35	68	2	105	5

LAST HIT: 6/10/12 at Atlanta (single off Livan Hernandez) ... number of at-bats since then — 1

DIVISION SERIES STATISTICS

YEAR	TEAM/OPP	W-L	ERA	G	GS	CG	SHO	SV	IP	H	R	ER	HR	HB	BB	SO	WP	BK
2008	— MIL vs. PHI	0-0	0.00	2	0	0	0	0	3.2	0	0	0	0	0	0	3	0	0

CARLOS VILLANUEVA'S CAREER TRANSACTIONS

2002 — Signed as a non-drafted free agent by San Francisco 3/4
2004 — Acquired by Milwaukee with RHP Glenn Woolard 3/30 for RHP Wayne Franklin and RHP Leo Estrella
2010 — Acquired by Toronto 12/3 for cash considerations
2011 — On disabled list 8/5-30 ... strained right forearm ... Included an injury rehab assignment to Dunedin (8/28-31)
2012 — Elected free agency 10/29
2013 — Signed a two-year major league contract with Cubs 1/26

CARLOS VILLANUEVA'S CAREER HIGHS AND LOWS

MOST STRIKEOUTS: 8 (twice), most recently 8/13/12 vs. Chicago (A.L.)
MOST HITS ALLOWED: 11 — 8/17/09 @ Pittsburgh
MOST RUNS ALLOWED: 8 — 8/3/11 @ Tampa Bay
MOST HOMERS ALLOWED: 4 (twice), most recently 9/26/12 @ Baltimore
MOST WALKS ALLOWED: 5 — 7/15/12 vs. Cleveland
LONGEST WINNING STREAK: 6 games (twice), most recently 6/10-7/27/12
LONGEST LOSING STREAK: 7 games — 6/7-8/17/09
LONGEST START: 8.1 innings — 10/1/06 @ St. Louis
LONGEST RELIEF APPEARANCE: 6.2 innings — 6/20/06 vs. Detroit
MOST CONSECUTIVE SCORELESS INNINGS: 14.2 innings — 5/5-6/6/09

61 Christian Villanueva – INF



BATS: Right **THROWS:** Right **HEIGHT:** 5-11 **WEIGHT:** 160 **MLS:** 0
FULL NAME: Christian Villanueva (Ivan)
OPENING DAY AGE: 21, turns 22 on June 19
BORN: 6/19/91 in Guadalajara, Mexico
RESIDES: Guadalajara, Mexico
CONTRACT STATUS: Signed through 2013
SIGNED BY: Bill McLaughlin and Mike Daly (Texas)
HOW ACQUIRED: From Texas with P Kyle Hendricks 7/31/12 for P Ryan Dempster



Ch. Villanueva: Facts and Information

In four minor league seasons since making his professional debut in Texas' organization in 2009, Christian owns a .283 batting average (322-for-1,138) with 69 doubles, five triples, 33 home runs and 190 RBI in 310 games.

- © Was one of two players acquired by the Cubs from Texas in the Ryan Dempster deal on July 31, 2012.
- © Was a 2011 mid-season and post-season All-Star in the South Atlantic League after finishing the campaign with a .278 batting average (130-for-467) with Single-A Hickory.
- © In 2011, he was tabbed the best defensive third baseman in the South Atlantic League by *Baseball America*.
- © Ranked as the 14th-best prospect in the Arizona Fall League by *Baseball America* following the 2011 season.
- © Selected to the 2010 Arizona League Post-Season All-Star Team.
- © Originally signed by Texas as a non-drafted free agent on August 17, 2008.

Ch. Villanueva: 2012 Season

Christian, traded to the Cubs from the Rangers on July 31, combined to bat .279 (128-for-459) with 24 doubles, 14 home runs and 68 RBI in 125 games with Single-A Myrtle Beach and Single-A Daytona.

- © Batted .250 (21-for-84) with five doubles, four home runs and nine RBI in 25 games with Daytona.
- © Made his Daytona Cubs debut, August 2, and homered in his first two at-bats vs. Fort Myers.
- © Combined for 36 multi-hit games in 125 contests between Myrtle Beach and Daytona.
- © Led Myrtle Beach in home runs (10) and hit-by-pitches (20) at the time of his trade.
- © Hit .326 (43-for-132) with runners in scoring position.
- © Logged a .333 (32-for-96) batting average in the month of July.
- © Hit .176 (9-for-51) in 23 games for Obregon in the Mexico Winter League.

Ch. Villanueva: Career Review

2011: Christian hit .278 (130-for-467) with 30 doubles, 17 home runs, 84 RBI and 32 stolen bases in a career-best 126 games for Single-A Hickory ... selected to both the mid-season and post-season South Atlantic League All-Star Teams.

- © Set career-highs in doubles (30), home runs (17), RBI (84), slugging (.465), runs scored (78), stolen bases (32) and walks (37).
- © Compiled a season-high 15 game hitting streak, April 17-May 5 ... batted .397 (23-for-58) with five doubles, two home runs and 11 RBI.
- © Ranked statistically as the top defensive third baseman in the league after posting a .942 fielding percentage with 20 errors in 346 total chances.
- © Started the season strong with a .338 (25-for-74) batting average in April.

2010: In his first season in the United States, Christian hit a career-high .314 (59-for-188) with 14 doubles, two home runs and 35 RBI in 51 games for the Arizona League Rangers.

2009: In his first professional season, batted .208 (5-for-24) with three RBI in eight games with the Dominican Rangers.

Ch. Villanueva: Career Statistics and Transactions

YEAR	TEAM	AVG	G	AB	R	H	2B	3B	HR	RBI	SH	SF	HP	BB	SO	SB-CS	E	OBP	SLG
2009	DSL Rangers 2-R	.208	8	24	2	5	1	0	0	3	1	1	1	6	5	1-0	5	.375	.250
2010	AZL Rangers-R	.314	51	188	30	59	14	1	2	35	2	3	4	13	42	6-2	11	.365	.431
2011	Hickory-A	.278	126	467	78	130	30	3	17	84	0	13	12	37	86	32-6	20	.338	.465
2012	Myrtle Beach-A	.285	100	375	45	107	19	1	10	59	1	5	20	24	83	9-9	15	.356	.421
	Daytona-A	.250	25	84	14	21	5	0	4	9	0	0	1	10	24	5-2	3	.337	.452
MINOR LEAGUE TOTALS		.283	310	1138	169	322	69	5	33	190	4	22	38	90	240	53-19	54	.349	.439

CHRISTIAN VILLANUEVA'S CAREER TRANSACTIONS

2008 – Signed as a non-drafted free agent on 8/17
 2012 – Acquired from Texas 7/31 with P Kyle Hendricks for P Ryan Dempster

5 Josh Vitters – INF



BATS: Right **THROWS:** Right **HEIGHT:** 6-2 **WEIGHT:** 200 **MLS:** 0+60
FULL NAME: Joshua Warren Vitters
OPENING DAY AGE: 23, turns 24 on August 27
BORN: 8/27/89 in Anaheim, CA
RESIDES: Anaheim, CA
FAMILY: Single
CONTRACT STATUS: Signed through 2013
SIGNED BY: Denny Henderson and Tim Wilken
HOW ACQUIRED: Selected by Cubs in first round (third overall) of 2007 draft



Vitters: Facts and Information

Josh, who made his major league debut last year, enters his seventh professional season after being selected by the Cubs in the first round (third overall) of the 2007 First-Year Player Draft.

- Ⓒ Appeared in 36 games for Chicago in 2012.
- Ⓒ Owns a .283 batting average (555-for-1,962) with 127 doubles, nine triples, 64 homers and 297 RBI in 529 career minor league contests.
- Ⓒ Named a Pacific Coast League mid-season All-Star in 2012.
- Ⓒ Recognized as the ninth-best prospect in the Cubs organization heading into the 2012 season by *Baseball America* ... was tabbed by the publication as the Cubs third-best prospect entering 2010 and the top prospect heading into the 2008 and 2009 seasons.
- Ⓒ Was the top-ranked position player out of high school by *Baseball America* and *Baseball Prospectus* in 2007.
- Ⓒ Among all draft-eligible high school players, selected by *Baseball America* as the best pure hitter in the 2007 draft ... was also rated as the second-best power hitter and having the second-best strike-zone judgment.
- Ⓒ Graduated from Cypress High School (Calif.) in 2007 ... was named the 2007 Gatorade Baseball Player of the Year in California.
- Ⓒ His brother, Christian, was drafted by Oakland in the 10th round of the 2006 draft.
- Ⓒ Participated in the 2012 Cubs Caravan.

Vitters: 2012 Season

Josh began the season with Triple-A Iowa and was named to the Pacific Coast League All-Star team before making his major league debut when he was recalled by Chicago, August 5.

- Ⓒ In 36 games with the Cubs, he batted .121 (12-for-99) with two doubles, two home runs, five RBI and two stolen bases.
- Ⓒ Made his major league debut, August 5 in Los Angeles (N.L.) and flew out to left field as a pinch-hitter in the seventh inning.
- Ⓒ Delivered a pinch-hit two-run double in San Diego, August 7, off Brad Boxberger for his first career major league hit and RBI.
- Ⓒ Stole his first career base, August 13 vs. Houston.
- Ⓒ Hit his first career home run, August 20 in Milwaukee, off Mark Rogers ... was a solo shot in the fifth inning.
- Ⓒ Hit his second homer, September 9 in Pittsburgh, a solo shot in the fourth inning.
- Ⓒ Reached base three times in the regular season finale, October 3 vs. Houston ... went 1-for-2 with a run scored while recording his first career multi-walk effort.
- Ⓒ Began the year with Triple-A Iowa, hitting .304 (126-for-415) with 32 doubles, two triples, 17 home runs and 68 RBI.
- Ⓒ While with Iowa, batted .331 (45-for-136) off left-handed pitching.
- Ⓒ Raised his batting average in each of the first three months of the Triple-A season ... hit .261 (18-for-69) in April, .284 (31-for-109) in May and .324 (35-for-108) in June.
- Ⓒ Boasted a 16-game hitting streak from June 29-July 17 ... batted .359 (23-for-64) during the stretch.
- Ⓒ Had a .356 on-base percentage and a .513 slugging percentage, good for an .869 OPS.
- Ⓒ Hit .299 (40-for-134) to go along with three home runs and 50 RBI with runners in scoring position at Iowa.

Vitters: Career Review

2011: Josh batted .283 (127-for-449) with 28 doubles, two triples, 14 home runs and 81 RBI in 129 games with Tennessee, his first full season at Double-A.

- Ⓒ Saw action in 100 games at third base, 32 games at first base and three games at designated hitter.
- Ⓒ Ranked fourth in the Southern League with eight sacrifice flies and eighth with 81 RBI and 129 games played.
- Ⓒ Posted a .333 batting average (47-for-141), six homers and 69 RBI with runners in scoring position.
- Ⓒ Recorded a season-best .324 batting average (33-for-102) with two homers and 27 RBI in 28 August contests.
- Ⓒ Hit safely in 21 of 24 games with the Mesa Solar Sox of the Arizona Fall League ... batted .360 (26-for-100) with six doubles, four home runs and 17 RBI.
- Ⓒ Tallied a .378 batting average (17-for-45) with four walks, three doubles, five RBI and four runs scored during an 11-game hitting streak, October 6-25.
- Ⓒ Named to the AFL Top Prospects Team as a designated hitter.
- Ⓒ Played in 15 Spring Training games for Chicago and hit .259 (7-for-27) with two doubles and two RBI.

Vitters: Career Review (Continued)

2010: Josh began the year with Single-A Daytona, hitting .291 in 28 games to earn a promotion to Double-A Tennessee ... all told, hit .247 with 20 doubles, 10 homers and 39 RBI in 91 games between the two clubs.

- Ⓢ Ended his time with Daytona on a high note, hitting safely in his final eight games, posting a .400 average (12-for-30).
- Ⓢ Promoted to Tennessee, May 7, but had a slow start ... hit .234 (15-for-64) in 20 May contests.
- Ⓢ Suffered a fractured finger on his left hand, July 25 at Mississippi ... was placed on the minor league disabled list, July 27 through the end of the season.
- Ⓢ Played 20 games for the Mesa Solar Sox in the Arizona Fall League ... batted .253 (21-for-83) with six doubles, two homers and 13 RBI.

2009: Josh combined to hit .284 (130-for-458) with 19 doubles, 18 homers and 68 RBI in a career-high 120 games for Single-A Peoria and Single-A Daytona.

- Ⓢ Hit .316 (85-for-269) with 12 doubles, 15 homers and 46 RBI in 70 games with Peoria before he was promoted to Daytona, June 30.
- Ⓢ Named to the Midwest League mid-season All-Star team.
- Ⓢ Batted .338 (23-for-68) off southpaws compared to a .308 average (62-for-201) against right-handers while with Peoria.
- Ⓢ Hit .386 (44-for-114) with 27 RBI in 29 May contests.
- Ⓢ Named Midwest League's Offensive Player of the Week for May 18-24, hitting .367 (11-for-30) with seven runs, one double, five homers and 11 RBI.
- Ⓢ Went 45-for-189 (.238) after his June 30 promotion to Daytona (50 games).
- Ⓢ Hit safely in 14 of 16 games with the Mesa Solar Sox in the Arizona Fall League ... batted .353 (24-for-68) with four doubles and eight RBI.

2008: Spent a majority of the year with Single-A Boise, hitting .328 with a Northwest League-leading 25 doubles, five homers and 37 RBI in 61 games ... was a unanimous NWL All-Star Selection and started the All-Star Game at third base.

- Ⓢ Ranked second with 32 extra-base hits, third with 85 hits and fourth with a .328 batting average and .498 slugging percentage.
- Ⓢ Recorded a 25-game hitting streak, July 12-August 19, the longest in short-season baseball that year.
- Ⓢ Named *Baseball America's* top prospect in the Northwest League at season's end.

2007: Made his professional debut, and appeared in 14 games with Rookie-League Mesa and Single-A Boise.

Vitters: Career Statistics and Transactions

YEAR	TEAM	AVG	G	AB	R	H	2B	3B	HR	RBI	SH	SF	HP	BB	SO	SB-CS	E	OBP	SLG
2007	Mesa-R	.067	7	30	0	2	0	0	0	2	0	1	0	1	9	0-0	3	.094	.067
	Boise-A	.190	7	21	2	4	0	0	0	1	0	0	0	2	5	1-1	2	.261	.190
2008	Peoria-A	.214	4	14	1	3	3	0	0	1	0	0	0	0	5	0-0	2	.214	.429
	Boise-A	.328	61	259	38	85	*25	2	5	37	0	2	3	13	45	1-3	14	.365	.498
2009	Peoria-A	.316	70	269	42	85	12	1	15	46	0	3	9	7	42	4-0	13	.351	.535
	Daytona-A	.238	50	189	21	45	7	2	3	22	0	1	1	5	23	2-1	8	.260	.344
2010	Daytona-A	.291	28	110	16	32	8	0	3	13	0	0	2	8	22	4-1	5	.350	.445
	Tennessee-AA	.223	63	206	28	46	12	0	7	26	2	0	7	13	41	2-0	13	.292	.383
2011	Tennessee-AA	.283	129	449	56	127	28	2	14	81	1	8	8	22	54	4-10	25	.322	.448
2012	Iowa-AAA	.304	110	415	54	126	32	2	17	68	0	2	5	30	77	6-3	23	.356	.513
	CUBS	.121	36	99	7	12	2	0	2	5	0	1	2	7	33	2-0	4	.193	.202
MINOR LEAGUE TOTALS		.283	529	1962	258	555	127	9	64	297	3	17	35	101	323	24-19	108	.327	.455

*Led League

	2012/CAREER	PCT	G	PO	A	E	TC	DP
Third Base	.926		29	9	41	4	54	4

JOSH VITTERS' CAREER TRANSACTIONS

2007 – Selected by Cubs in first round (third overall) of draft (scouts: Denny Henderson and Tim Wilken)

JOSH VITTERS' CAREER HIGHS

MOST RBI: 2 – 8/7/12 @ San Diego

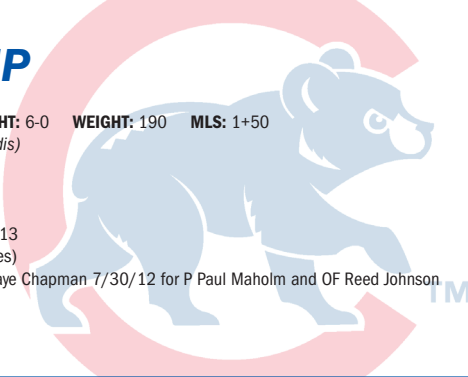
LONGEST HITTING STREAK: 4 games – 9/9-15/12

MOST WALKS: 2 – 10/3/12 vs. Houston

41 Arodys Vizcaino – RHP



BATS: Right **THROWS:** Right **HEIGHT:** 6-0 **WEIGHT:** 190 **MLS:** 1+50
FULL NAME: Arodys Vizcaino (ah-ROH-dis)
OPENING DAY AGE: 22
BORN: 11/13/90 in Yaguata, D.R.
RESIDES: Yaguata, D.R.
CONTRACT STATUS: Signed through 2013
SIGNED BY: Alfredo Dominguez (Yankees)
HOW ACQUIRED: From Atlanta with P Jaye Chapman 7/30/12 for P Paul Maholm and OF Reed Johnson



Vizcaino: Facts and Information

Acquired from Atlanta in a four-player deal, July 30, 2012, Arodys enters his first full season in the organization after missing the entire 2012 campaign recovering from Tommy John surgery performed during Spring Training.

- Ⓒ Made 17 relief appearances for the Braves in 2011, his first career big league action, going 1-1 with a 4.67 ERA (9 ER/17.1 IP).
- Ⓒ Is 19-15 with a 2.91 ERA (87 ER/268.2 IP) in 65 career minor league appearances (50 starts) in four professional campaigns ... has recorded 279 strikeouts and only 68 walks in 268.2 minor league innings, an average of 9.3 strikeouts and 2.3 walks per 9.0 innings.
- Ⓒ **Baseball America** named him the fourth-best Cubs prospect heading into 2013.
- Ⓒ Entered 2012 rated the second-best prospect in the Braves system and the 40th-best prospect in all of baseball by **Baseball America**.
- Ⓒ Entered the 2011 season rated the seventh-best prospect in the Braves organization by **Baseball America** ... the publication also ranked him the sixth-best prospect in the South Atlantic League with the best curveball in the Braves farm system.
- Ⓒ Was named a South Atlantic League Mid-Season All-Star and Single-A Rome's Pitcher of the Year in 2010.
- Ⓒ Following the 2009 season, rated the 34th-best prospect in all of baseball by ESPN.com.
- Ⓒ Named the 11th-best prospect in the Gulf Coast League following the 2008 season by **Baseball America**.

Vizcaino: 2012 Season

Arodys entered the 2012 season rated the second-best prospect in the Braves organization and the 40th-best prospect in all of baseball by **Baseball America** ... missed the season after undergoing Tommy John surgery on March 20 by Dr. James Andrews ... acquired by Chicago in a four-player deal on July 30.

- Ⓒ Made just one Spring Training appearance for the Braves, March 3 vs. Detroit, tossing a scoreless inning before he was shut down.
- Ⓒ Placed on the 15-day disabled list by Atlanta, March 26 ... transferred to the 60-day D.L. by Chicago, August 19.

Vizcaino: Career Review

2011: Made the jump from Single-A ball to the majors, culminating with 17 relief appearances for the Braves ... began the year at Single-A Lynchburg before stops at Double-A Mississippi, Triple-A Gwinnett and Atlanta.

- Ⓒ Posted a 1-1 record with a 4.67 ERA (9 ER/17.1 IP) and 17 strikeouts in 17 relief appearances with the Braves ... allowed five runs in 0.1 innings September 2 vs. the Dodgers, but pitched to a 2.08 ERA (4 ER/17.0 IP) in his 16 other outings.
- Ⓒ Made his major league debut, August 10 at Florida, walking two and fanning Logan Morrison for his first-career strikeout.
- Ⓒ Earned his first-career major league win, August 16 vs. San Francisco, tossing 2.0-scoreless innings of relief in the Braves walk-off victory.
- Ⓒ Struck out three in just 0.2-scoreless innings vs. the Cubs, August 14 ... Blake DeWitt reached on a third-strike wild pitch.
 - ♦ According to the Elias Sports Bureau, Vizcaino became just the second pitcher since 1900 to strike out three in 0.2 innings of work, joining Seattle's Brandon League (May 9, 2010).
- Ⓒ Went 5-5 with a 3.06 ERA (33 ER/97.0 IP) and 100 strikeouts in 26 appearances (17 starts) between Single-A Lynchburg, Double-A Mississippi and Triple-A Gwinnett.
- Ⓒ Rated the second-best prospect in the Braves organization following the season by **Baseball America**.

2010: Acquired by the Braves as part of a five-player trade with the Yankees, December 22, 2009, went 9-4 with a 2.74 ERA (26 ER/85.1 IP) and 79 strikeouts in 17 starts between Single-A Rome and Single-A Myrtle Beach ... started three games for Myrtle Beach before suffering an elbow injury which sidelined him for approximately two months.

- Ⓒ His nine victories ranked fourth-most among Braves minor leaguers.
- Ⓒ Tossed 34.2-consecutive innings without allowing an earned run, May 18-June 12.
- Ⓒ Collected Pitcher of the Week honors for the week ending May 24, going 2-0 with a 0.00 ERA (0 ER/14.2 IP) and 14 strikeouts during the span ... named Rome's Pitcher of the Month for May, going 5-1 with a 1.60 ERA (7 ER/39.1 IP) for the month.
- Ⓒ Was named a South Atlantic League Mid-Season All-Star and Rome's Pitcher of the Year.
- Ⓒ On the minor league disabled list, June 30-August 30, with a strained right elbow.
- Ⓒ Recognized by **Baseball America** as having the best curveball in the Braves farm system as well as the sixth-best prospect in the SAL.
- Ⓒ **Baseball America** ranked him the seventh-best prospect in the Braves system following the season.

Vizcaino: Career Review (Continued)

2009: In his final season in the Yankees farm system, Arodys made 10 starts for Single-A Staten Island, posting a 2-4 record with a 2.13 ERA (10 ER/42.1 IP) and 52 strikeouts.

- © Fanned seven batters in each of his first three outings, June 19-30.
- © Held righthanders to a .169 batting average (14-for-83), while lefties hit .256 (20-for-78) against him.
- © On the minor league disabled list, August 27-September 21, with a left back strain.
- © Following the 2009 season, was rated the 34th-best prospect in all of baseball by ESPN.com.

2008: Went 3-2 with a 3.68 ERA (18 ER/44.0 IP) and 48 strikeouts in 12 games (team-leading six starts) for the Gulf Coast League Yankees in his first professional season.

- © Was 1-2 with a 2.89 ERA and a .155 opponents batting average (16-for-103) as a starter compared to a 2-0 mark, 5.06 ERA and a .324 opponents batting average (22-for-68) as a reliever.
- © Named the 11th-best prospect in the Gulf Coast League following the season by *Baseball America*.

Vizcaino: Career Statistics and Transactions

YEAR	TEAM	W-L	ERA	G	GS	CG	SHO	SV	IP	H	R	ER	HR	HB	BB	SO	WP	BK
2008	GCL Yankees-R	3-2	3.68	12	6	0	0	0	44.0	38	22	18	5	1	13	48	6	1
2009	Staten Island-A	2-4	2.13	10	10	0	0	0	42.1	34	18	10	2	1	15	52	2	2
2010	Myrtle Beach-A	0-0	4.61	3	3	0	0	0	13.2	16	9	7	1	1	3	11	1	1
	Rome-A	9-4	2.39	14	14	0	0	0	71.2	63	25	19	1	3	9	68	6	2
2011	Lynchburg-A	2-2	2.45	9	9	0	0	0	40.1	31	14	11	3	0	10	37	4	1
	Mississippi-AA	2-3	3.81	11	8	0	0	0	49.2	44	21	21	3	3	18	55	4	1
	Gwinnett-AAA	1-0	1.29	6	0	0	0	0	7.0	7	3	1	1	0	0	8	0	0
	Atlanta	1-1	4.67	17	0	0	0	0	17.1	16	9	9	1	1	9	17	5	0
2012	INJURED - DID NOT PITCH																	
MINOR LEAGUE TOTALS		19-15	2.91	65	50	0	0	0	268.2	233	112	87	16	9	68	279	23	8
SV/OPP: Career - 0/2 ... HOLDS: Career - 5 ... IR/IRS: Career -11/3																		

YEAR	AVG	AB	R	H	2B	3B	HR	RBI	SH	SF	HP	BB	SO	SB	CS	PCT	G	PO	A	E	TC	DP
M.L. Career	.000	0	0	0	0	0	0	0	0	0	0	0	0	0	0	1.000	17	2	0	0	2	0

ARODYS VIZCAINO'S CAREER TRANSACTIONS

2007 - Signed by New York (A.L.) as a non-drafted free agent 7/2 (scout: Alfredo Dominguez)
 2009 - Traded to Atlanta with OF Melky Cabrera and LHP Mike Dunn 12/22 for RHP Javier Vazquez and LHP Boone Logan
 2012 - On disabled list 3/26-11/2 ... injured right ulnar collateral ligament
 2012 - Acquired from Atlanta with RHP Jaye Chapman 7/30 for LHP Paul Maholm and OF Reed Johnson

ARODYS VIZCAINO'S CAREER HIGHS AND LOWS

MOST STRIKEOUTS: 3 (three times), most recently 8/30/11 vs. Washington
MOST RUNS ALLOWED: 5 - 9/2/11 vs. Los Angeles (N.L.)
LONGEST RELIEF APPEARANCE: 2.0 innings (twice), most recently 8/16/11 vs. San Francisco
MOST HITS ALLOWED: 4 - 9/2/11 vs. Los Angeles (N.L.)
MOST CONSECUTIVE SCORELESS INNINGS: 5.1 innings - 8/10-16/11
MOST WALKS ALLOWED: 2 (three times), most recently 9/2/11 vs. Los Angeles (N.L.)

THE CUBS ARE QUITE SOCIAL

The Chicago Cubs are communicating with fans via social network sites like Twitter, Facebook, Pintrest, Instagram, Tumblr and others.

On Twitter, fans can check out @Cubs for breaking announcements, in-game interaction, fan-friendly promotions and unique news about the organization ... fans of the Cubs' Facebook page can enter sweepstakes, participate in polls, view photos and learn about special events at Wrigley Field ... more than 1.7 million people are fans of the Facebook page entering the 2013 season ... keep an eye out for team involvement on other popular social media platforms throughout the 2013 season.

59 Cory Wade – RHP



BATS: Right **THROWS:** Right **HEIGHT:** 6-2 **WEIGHT:** 185 **MLS:** 3+71
FULL NAME: Cory Nathaniel Wade
OPENING DAY AGE: 29, turns 30 on May 28
BORN: 5/28/83 in Indianapolis, IN
RESIDES: Ogden, UT
FAMILY: Married – Mikaela ... Child – Amaya Isabelle
CONTRACT STATUS: Signed through 2013
SIGNED BY: Marty Lamb (Dodgers)
HOW ACQUIRED: Signed a minor league contract with Cubs 12/13/12



Non-Roster Invitee

Wade: Facts and Information

Cory joins the Cubs after spending most of the 2011 and 2012 campaigns with the Yankees ... also saw big league action with the Dodgers in 2008 and 2009 ... was selected by the Dodgers in the 10th round of the 2004 draft and made his big league debut in 2008.

- Ⓢ Is 11-6 with a 3.65 ERA (72 ER/177.2 IP) and 137 strikeouts in 161 big league relief appearances.
 - Has limited right-handed hitters to a .226 batting average (86-for-380) in parts of four major league seasons.
- Ⓢ In 206 career minor league games (42 starts), has posted a 29-21 record, 20 saves, a 4.04 ERA (231 ER/514.1 IP) and 457 strikeouts.
- Ⓢ Made one ALDS appearance for the Yankees vs. Detroit in 2011, tossing 2.0 scoreless innings.
- Ⓢ Made a combined seven postseason appearances for the Dodgers in the NLDS vs. the Cubs and NLCS vs. the Phillies in 2008 ... went 0-1 with a 3.68 ERA (3 ER/7.1 IP).
- Ⓢ Named to the South Atlantic League All-Star team in 2006 after going 6-5 with two saves and a 4.96 ERA (52 ER/94.1 IP) in 23 outings (14 starts) with Single-A Columbus.
 - Named South Atlantic League's "Pitcher of the Week" for the period from June 5-11, 2006.
- Ⓢ Attended Kentucky-Wesleyan, and was the seventh baseball player ever drafted from the school ... was just the second to appear in the majors (also, Larry Ray, a 1979 selection by the Dodgers).
- Ⓢ Graduated from Broad Ripple High School (Ind.) in 2001, setting the school's career strikeouts record.

Wade: 2012 Season

After making his second-career Opening Day roster, Cory went 1-1 with a 6.46 ERA (28 ER/39.0 IP) in 39 relief appearances in three stints with the Yankees (April 6-July 2, July 7 and September 1 through the end of the season) .

- Ⓢ Retired 27-of-36 first batters faced, allowing just four of 22 inherited runners to score.
- Ⓢ Allowed a career-high seven hits and six runs in 2.1 innings of work, June 29 vs. the White Sox.
- Ⓢ Optioned to Triple-A Scranton/Wilkes-Barre, July 2, after posting a 5.79 ERA (21 ER/32.2 IP) in his first 33 relief appearances of the season.
- Ⓢ Recalled, July 7, as the 26th player on the roster for the Yankees double-header at Boston ... allowed three runs in 0.2 innings in the nightcap.
- Ⓢ Recalled again, September 1, going 1-0 with a 6.35 ERA (4 ER/5.2 IP) in five relief outings to close out the season ... earned his lone win, September 22 vs. Oakland, tossing 1.0 scoreless inning.
- Ⓢ Made 17 relief appearances with Scranton/Wilkes-Barre, going 2-0 with five saves and a 2.27 ERA (8 ER/31.2 IP).
- Ⓢ Claimed off waivers by Toronto, October 17, after he was designated for assignment by the Yankees, October 8.

Wade: Career Review

2011: Was 6-1 with a 2.04 ERA (9 ER/39.2 IP) and 30 strikeouts in 40 relief appearances with the Yankees ... tied for third in the American League and tied for seventh in the majors with six relief wins ... began the year with Triple-A Durham in Tampa Bay's system before New York signed him as a minor league free agent, June 13.

- Ⓢ Held opponents to a .221 batting average (33-for-149), including a .202 mark (17-for-84) by right-handed hitters after joining the Yankees, June 15.
- Ⓢ Retired 32-of-40 first batters faced and allowed only five-of-25 inherited runners to score ... held opponents scoreless in 33 of his 40 games.
- Ⓢ Won first five decisions with the club, June 16-September 11, becoming the first player to begin Yankees career 5-0 since David Robertson in 2008-09.
 - Was the first Yankee to accomplish the feat in one season since Aaron Small went 10-0 in 2005.
- Ⓢ Held opponents scoreless in first seven appearances with the Yankees June 15-July 2 (8.0 IP, 5 H, 1 BB, 3 SO).
- Ⓢ From August 13 until the end of the season, was 4-1 with a 1.47 ERA (3 ER/18.1 IP) in 20 relief outings.
- Ⓢ Made one ALDS appearance vs. Detroit, tossing 2.0 scoreless innings (2 H, 1 BB, 2 SO).
- Ⓢ Began the season with Triple-A Durham in the Rays organization, going 2-1 with a 1.23 ERA (5 ER/36.2 IP) in 21 relief outings before being released, June 12.

2010: In his final year in the Dodgers system, he began the year on the 15-day disabled list after undergoing surgery, March 17, for right shoulder bursitis (subacromial decompression) ... was transferred to the 60-day D.L., May 4, and reinstated, July 1.

- Ⓢ Began a rehab assignment, June 21, and made four combined starts with the Rookie-League Arizona Dodgers and Single-A Inland Empire, going 0-1 with a 9.00 ERA (4 ER/4.0 IP).
- Ⓢ Reinstated from the 60-day disabled list, July 1, and outrighted to Triple-A Albuquerque ... in 21 relief appearances with the Isotopes, was 3-0 with two saves and a 4.91 ERA (16 ER/29.1 IP).
- Ⓢ Posted a 7.90 ERA (12 ER/13.2 IP) in his first 10 appearances, compared to a 2.30 ERA (4 ER/15.2 IP) over his final 11 outings.
- Ⓢ Declared a minor league free agent, November 6, and signed a minor league deal with Tampa Bay four days later.

Wade: Career Review (Continued)

2009: Made his first-career Opening Day roster, going 2-3 with a 5.53 ERA (17 ER/27.2 IP) in 27 relief appearances with the Dodgers ... endured two stints on the 15-day disabled list, April 12-30 with right shoulder bursitis, and July 12-August 2 with a right shoulder strain.

- Ⓢ Was optioned to Triple-A Albuquerque, June 26, after going 2-2 with a 6.04 ERA (15 ER/22.1 IP) in 21 games for Los Angeles following his first D.L. stint.
- Ⓢ Recalled for a second stint with the Dodgers, July 7 ... made two scoreless relief appearances (1.2 IP) before landing back on the D.L. with a right shoulder strain ... made three rehab relief appearances (2.1 IP) with Albuquerque.
- Ⓢ Was reinstated from the D.L. and optioned to Albuquerque, August 2, where he spent the remainder of the season.
- Ⓢ In 18 relief appearances with the Isotopes, went 1-1 with one save and a 6.75 ERA (17 ER/22.2 IP).

2008: Made major league debut, going 2-1 with a 2.27 ERA (18 ER/71.1 IP) in 55 relief appearances with the Dodgers, leading the club's relievers in innings pitched while ranking third in appearances.

- Ⓢ Ranked third among rookie relievers in innings pitched, behind Texas' Josh Rupe (89.1) and St. Louis' Kyle McClellan (75.2) ... ranked sixth among major league rookie relievers in ERA.
- Ⓢ Posted a 1.72 ERA (7 ER/36.2 IP) in 27 games at Dodger Stadium and a 2.86 ERA (11 ER/34.2 IP) in 28 road appearances.
- Ⓢ Following the All-Star break, ranked sixth among N.L. pitchers with a 1.93 ERA (7 ER/32.2 IP), including a 1.08 ERA (2 ER/16.2 IP) in 13 September appearances.
- Ⓢ Recalled from Double-A Jacksonville and made his major league debut, April 24, tossing a perfect ninth inning (1.0 IP, 1 SO) vs. Arizona ... struck out Chris Young for first big league strikeout.
- Ⓢ Earned first big league win, July 18 at Arizona, tossing a scoreless 10th frame in the Dodgers 8-7, 11-inning victory.
- Ⓢ Placed on the 15-day disabled list, August 9-28, with right shoulder inflammation ... made one rehab start with Single-A Great Lakes, August 25, tossing 1.0 scoreless inning.
- Ⓢ Held opponents scoreless in an eight-game 10.1-inning stretch, August 31-September 14 ... did not allow a hit to 25-consecutive batters at one point during the stretch.
- Ⓢ Made a combined seven postseason appearances in the NLDS vs. the Cubs and NLCS vs. the Phillies ... went 0-1 with a 3.68 ERA (3 ER/7.1 IP) in those outings.
 - ♦ Appeared in all three games of the NLDS sweep of the Cubs (1 ER/3.2 IP) ... in NLCS Game 4, allowed a game-tying, two-run homer to Shane Victorino in the eighth inning.
- Ⓢ Began the season with Double-A Jacksonville, making six relief appearances with one save and a 4.30 ERA (7 ER/14.2 IP).

2007: Combined to go 7-1 with six saves and a 2.09 ERA (23 ER/99.0 IP) in 39 appearances (two starts) between Single-A Inland Empire and Double-A Jacksonville.

- Ⓢ Began the season with Inland Empire, going 7-0 with a 2.45 ERA (18 ER/66.0 IP) in 25 appearances (two starts).
- Ⓢ Went 4-0 with a 1.93 ERA (4 ER/18.2 IP) in eight April relief outings and 1-0 with five saves and a 1.89 ERA (4 ER/19.0 IP) in eight June relief outings.
- Ⓢ Promoted to Jacksonville, July 12, going 0-1 with a 1.36 ERA (5 ER/33.0 IP) in 14 relief appearances.
- Ⓢ Following the season, pitched for Peoria in the Arizona Fall League, posting a 1.74 ERA (2 ER/10.1 IP) in nine relief appearances without recording a decision.

2006: Combined to go 8-9 with a 5.93 ERA (88 ER/133.2 IP) in 30 games (21 starts) between Single-A Columbus and Single-A Vero Beach.

- Ⓢ The South Atlantic League All-Star went 6-5 with two saves and a 4.96 ERA (52 ER/94.1 IP) in 23 outings (14 starts) with Columbus.
- Ⓢ Named South Atlantic League's "Pitcher of the Week" for the period from June 5-11 ... June 7 vs. Savannah, retired 26-consecutive batters following a one-out, first-inning double in a 3-0, complete-game win (9.0 IP, 1 H, 11 SO).
- Ⓢ Promoted to Vero Beach, July 22, going 2-4 with an 8.24 ERA (36 ER/39.1 IP) in seven starts.

2005: Combined to go 2-5 with a 4.29 ERA (44 ER/92.1 IP) in 28 games (11 starts) between Single-A Columbus and Rookie-League Ogden.

- Ⓢ Began the season at Columbus, going 0-2 with a 4.05 ERA (9 ER/20.0 IP) in 12 relief outings.
- Ⓢ Transferred to Ogden, May 26, going 2-3 with a 4.35 ERA (35 ER/72.1 IP) in 16 appearances (11 starts) ... led the Raptors in innings pitched and tossed his first-career complete game, September 1 vs. Orem (9.0 IP).

2004: In first professional season, combined to go 3-3 with a 3.66 ERA (19 ER/46.2 IP), in 19 appearances (two starts) between the Gulf Coast League Dodgers and Rookie-League Ogden.

- Ⓢ Made professional debut with the Gulf Coast League Dodgers, going 2-1 with one save and a 3.03 ERA (11 ER/32.2 IP) in 11 games (two starts).
- Ⓢ Transferred to Rookie-League Ogden, July 19, going 1-2 with a 5.14 ERA (8 ER/14.0 IP) and 19 strikeouts in eight relief appearances.

Wade: Career Statistics and Transactions

YEAR	TEAM	W-L	ERA	G	GS	CG	SHO	SV	IP	H	R	ER	HR	HB	BB	SO	WP	BK
2004	Ogden-R	1-2	5.14	8	0	0	0	0	14.0	24	9	8	0	0	4	19	1	0
	GCL Dodgers-R	2-1	3.03	11	2	0	0	1	32.2	28	12	11	2	4	1	26	0	0
2005	Columbus-A	0-2	4.05	12	0	0	0	2	20.0	29	19	9	2	1	10	14	1	0
	Ogden-R	2-3	4.35	16	11	1	0	0	72.1	81	42	35	12	5	19	60	3	0
2006	Columbus-A	6-5	4.96	23	14	1	1	2	94.1	101	56	52	9	10	11	94	5	0
	Vero Beach-A	2-4	8.24	7	7	0	0	0	39.1	52	40	36	9	4	13	32	0	0
2007	Inland Empire-A	7-0	2.45	25	2	0	0	6	66.0	50	19	18	6	6	17	67	4	0
	Jacksonville-AA	0-1	1.36	14	0	0	0	0	33.0	22	5	5	2	0	11	33	0	0
2008	Jacksonville-AA	0-0	4.30	6	0	0	0	1	14.2	14	7	7	3	2	1	13	1	0
	Los Angeles (N.L.)	2-1	2.27	55	0	0	0	0	71.1	51	22	18	7	4	15	51	2	0
2009	Great Lakes-A#	0-0	0.00	1	1	0	0	0	1.0	1	0	0	0	0	0	0	0	0
	Los Angeles (N.L.)	2-3	5.53	27	0	0	0	0	27.2	28	17	17	3	1	10	18	4	0
2010	Inland Empire-A#	0-0	0.00	1	1	0	0	0	1.0	0	0	0	0	0	2	1	0	0
	Albuquerque-AAA#	1-1	6.75	18	0	0	0	1	22.2	20	17	17	5	1	7	19	0	0
2011	AZL Dodgers-R	0-1	9.00	2	2	0	0	0	2.0	2	2	2	0	1	0	2	0	0
	Inland Empire-A	0-0	9.00	2	2	0	0	0	2.0	5	2	2	0	0	1	2	0	0
2012	Albuquerque-AAA	3-0	4.91	21	0	0	0	2	29.1	35	16	16	4	3	3	20	0	0
	Durham-AAA	2-1	1.23	21	0	0	0	0	36.2	34	5	5	4	1	6	34	0	0
2013	Scranton/Wilkes-Barre-AAA	1-0	0.00	1	0	0	0	0	1.2	2	0	0	0	0	0	1	0	0
	New York (A.L.)	6-1	2.04	40	0	0	0	0	39.2	33	10	9	5	0	8	30	1	0
2014	Scranton/Wilkes-Barre-AAA	2-0	2.27	17	0	0	0	5	31.2	22	12	8	3	1	9	20	2	0
	New York (A.L.)	1-1	6.46	39	0	0	0	0	39.0	46	29	28	8	1	8	38	0	0
MAJOR LEAGUE TOTALS		11-6	3.65	161	0	0	0	0	177.2	158	78	72	23	6	41	137	7	0
A.L. TOTALS		7-2	4.23	79	0	0	0	0	78.2	79	39	37	13	1	16	68	1	0
N.L. TOTALS		4-4	3.18	82	0	0	0	0	99.0	79	39	35	10	5	25	69	6	0
MINOR LEAGUE TOTALS		29-21	4.04	206	42	2	1	20	514.1	522	263	231	61	39	115	457	17	0

#Includes Injury Rehabilitation Assignment
SV/OPP: 2012 – 0/2 ... Career – 0/10 ... HOLDS: 2012 – 8 ... Career – 32 ... IR/IRS: 2012 – 22/4 ... Career – 81/17

YEAR	AVG	AB	R	H	2B	3B	HR	RBI	SH	SF	HP	BB	SO	SB	CS	PCT	G	PO	A	E	TC	DP
2012	.000	0	0	0	0	0	0	0	0	0	0	0	0	0	0	.833	39	2	3	1	6	0
M.L. TOTALS	.000	2	0	0	0	0	0	0	0	0	0	1	1	0	0	.964	161	11	16	1	28	0

DIVISION SERIES STATISTICS

YEAR	TEAM/OPP	W-L	ERA	G	GS	CG	SHO	SV	IP	H	R	ER	HR	HB	BB	SO	WP	BK
2008	LAD vs. CUBS	0-0	2.45	3	0	0	0	0	3.2	3	1	1	0	0	0	2	1	0
2011	NY vs. DET	0-0	0.00	1	0	0	0	0	2.0	2	0	0	0	0	1	2	0	0
DIVISION SERIES TOTALS		0-0	1.59	4	0	0	0	0	5.2	5	1	1	0	0	1	4	1	0

LEAGUE CHAMPIONSHIP SERIES STATISTICS

YEAR	TEAM/OPP	W-L	ERA	G	GS	CG	SHO	SV	IP	H	R	ER	HR	HB	BB	SO	WP	BK
2008	LAD vs. PHI	0-1	4.91	4	0	0	0	0	3.2	3	2	2	1	0	0	2	0	0

CORY WADE'S CAREER TRANSACTIONS

2004 – Selected by Los Angeles (N.L.) in 10th round of draft
2008 – On disabled list 8/9-28 ... right shoulder inflammation ... included injury rehab assignment to Great Lakes (8/25-28)
2009 – On disabled list 4/12-30 ... right shoulder bursitis ... included injury rehab assignment to Inland Empire (4/28-30)
2009 – On disabled list 7/12-8/2 ... right shoulder strain ... included injury rehab assignment to Albuquerque (7/27-8/2)
2010 – On disabled list 3/27-7/1 ... right shoulder bursitis ... included injury rehab assignment to Arizona (6/21-26) and Inland Empire (6/26-7/1)
2010 – Declared minor league free agency 11/6 ... signed a minor league contract with Tampa Bay 11/10
2011 – Granted unconditional release 6/12 ... signed a minor league contract with New York (A.L.) 6/13
2012 – Claimed off waivers by Toronto 10/17
2012 – Elected free agency 11/30 ... signed a minor league contract with Cubs 12/13


CORY WADE'S CAREER HIGHS AND LOWS

MOST STRIKEOUTS: 4 (twice), most recently 4/10/12 @ Baltimore
MOST HITS ALLOWED: 7 – 6/29/12 vs. Chicago (A.L.)
MOST RUNS ALLOWED: 6 – 6/29/12 vs. Chicago (A.L.)
MOST HOME RUNS ALLOWED: 2 (twice), most recently 6/24/09 @ Chicago (A.L.)
MOST WALKS ALLOWED: 2 (four times), most recently 7/19/11 @ Tampa Bay
LONGEST WINNING STREAK: 7 games – 6/9/09-9/11/11
LONGEST LOSING STREAK: 3 games – 4/9-5/22/09
LONGEST RELIEF APPEARANCE: 3.0 innings – 7/30/11 vs. Baltimore
MOST CONSECUTIVE SCORELESS INNINGS: 10.1 innings – 8/31-9/14/08

74 Logan Watkins – INF



BATS: Left **THROWS:** Right **HEIGHT:** 5-11 **WEIGHT:** 175 **MLS:** 0
FULL NAME: Vincent Logan Watkins
OPENING DAY AGE: 23, turns 24 on August 29
BORN: 8/29/89 in Wichita, KS
RESIDES: Wichita, KS
FAMILY: Single
CONTRACT STATUS: Signed through 2013
SIGNED BY: Brandon Mozley
HOW ACQUIRED: Selected by Cubs in 21st round of 2008 draft



Watkins: Facts and Information

Logan, the 2012 Cubs Minor League Player of the Year, was added to the 40-man roster, November 20, 2012 ... has batted .285 (493-for-1,728) in five minor league seasons following his selection in the 21st round of the 2008 draft.

- © Owns a .285 batting average (493-for-1,728) with 67 doubles, 33 triples, 15 home runs, 170 RBI and a .372 on-base percentage in 475 career minor league games ... has drawn 225 walks compared to 341 strikeouts in 2,035 plate appearances.
- © Was named the organization's 2012 Minor League Player of the Year ... also earned Player of the Month honors for June.
- © Participated in the Cubs inaugural Rookie Development Program in Chicago in January of 2013.
- © Named a Midwest League mid-season All-Star in 2010 for Single-A Peoria.
- © Named the ninth-best Cubs prospect entering the 2010 season by **Baseball America**.
- © Graduated from Goddard (Kan.) High School in 2008.

Watkins: 2012 Season

Logan was named Chicago's 2012 Minor League Player of the Year after batting .281 (137-for-488) with 93 runs, 20 doubles, 11 triples, nine home runs and 52 RBI in 133 games for Double-A Tennessee in his first season at the Double-A level ... led the Southern League in runs scored, ranked second in triples and walks (76) and was fourth in on-base percentage (.383).

- © Hit .352 (31-for-88) in June en route to Cubs Minor League Player of the Month honors.
 - ♦ Compiled a team-high, 13-game hitting streak June 13-30, collecting seven multi-hit outings during the span.
- © Boasted a .301 batting average (110-for-366) against right-handed pitchers and a .308 mark (33-for-107) with runners in scoring position.
- © Hit .302 (74-for-245) in the second-half of the campaign, 43 points higher than his .259 average (63-for-243) prior to the All-Star break.
- © Played 95 games at second base, recording a .987 fielding percentage (6 E/465 TC), 29 games at shortstop and 17 games in center field.
- © Played nine games for the Mesa Solar Sox in the Arizona Fall League ... hit .219 (7-for-32).

Watkins: Career Review

2011: Posted a .281 batting average (124-for-441) with 15 doubles, a Florida State League-leading 12 triples, five home runs, 45 RBI and 21 stolen bases in 125 games for Single-A Daytona.

- © Boasted a monthly-best .433 batting average (29-for-67) in 24 June contests.
- © Compiled a 13-game hitting streak July 8-21, including seven multi-hit outings during the span.
- © Posted a .309 batting average (77-for-249) in the second-half of the campaign, 64 points higher than his .245 average (47-for-192) prior to the All-Star break.

2010: The Midwest League mid-season All-Star hit .261 (115-for-440) with 15 doubles, eight triples, one home run, 30 RBI and 19 stolen bases in 118 games for Single-A Peoria.

- © Named the ninth-best Cubs prospect entering the season by **Baseball America**.

2009: Posted a .326 batting average (91-for-279) with 14 doubles, 48 runs scored, 29 RBI and 14 stolen bases in 72 games for Single-A Boise ... ranked second in the Northwest League with 91 hits, third in runs scored and tied for sixth in batting average ... led the Hawks with a 17-game hitting streak, August 8-26.

2008: Batted .325 (26-for-80) with 20 walks, 15 runs scored, 14 RBI and a .462 on-base percentage in 27 games for Rookie-League Mesa in his first professional season ... selected by the Cubs in the 21st round of the draft out of Goddard (Kan.) High School.

Watkins: Career Statistics and Transactions

YEAR	TEAM	AVG	G	AB	R	H	2B	3B	HR	RBI	SH	SF	HP	BB	SO	SB-CS	E	OBP	SLG
2008	— Mesa-R	.325	27	80	15	26	3	0	0	14	3	2	2	20	19	2-0	3	.462	.363
2009	— Boise-A	.326	72	279	48	91	14	2	0	29	7	2	3	27	31	14-7	13	.389	.391
2010	— Peoria-A	.261	118	440	69	115	15	8	1	30	18	1	3	58	97	19-10	16	.351	.339
2011	— Daytona-A	.281	125	441	70	124	15	*12	5	45	5	5	7	44	97	21-5	18	.352	.404
2012	— Tennessee-AA	.281	133	488	*93	137	20	11	9	52	14	3	7	76	97	28-7	9	.383	.422
MINOR LEAGUE TOTALS		.285	475	1728	295	493	67	33	15	170	47	13	22	225	341	84-29	59	.372	.388

*Led League

LOGAN WATKINS' CAREER TRANSACTIONS

2008 — Selected by Cubs in 21st round of draft (scout: Brandon Mozley)

ROBERTO CLEMENTE AWARD

Since 1971, Major League Baseball has annually presented an award that recognizes a player who best exemplifies the game of baseball through sportsmanship, community involvement and positive contributions to his team. In 2012, David DeJesus was recognized as the Cubs recipient for this award.

In 1973, following the tragic death of Roberto Clemente, the award was named to honor the man whose spirit and goodwill will always be remembered. The 12-time All-Star and Hall of Famer was killed in a plane crash in 1972 delivering food and medical supplies to earthquake victims of Nicaragua. The award, sponsored by John Hancock Financial Services, recognizes those individuals who truly understand the value of helping others.

A panel of baseball dignitaries, including Vera Clemente and Commissioner Allan H. (Bud) Selig, annually selects the winner from a list of 30 candidates, one from each Major League Baseball Club. These local winners are announced in September during Roberto Clemente Day. The winner of the national Roberto Clemente Award is announced during a pre-game ceremony at the World Series. Past winners include Craig Biggio, Clayton Kershaw, Jamie Moyer, Jim Thome, Curt Schilling, Al Leiter, Tony Gwynn, Willie Mays, Ozzie Smith, Cal Ripken, Jr., Albert Pujols and Derek Jeter.

TO ROUT OR BE ROUTED

Since 1900, the Cubs have won 26 games by at least 15 runs. The most recent of those victories occurred August 14, 2009 — a 17-2 contest vs. Pittsburgh at Wrigley Field. Here are the most lopsided wins in Cubs history:

22 Runs — July 3, 1945.....24-2 over Boston at Braves Field
19 — June 7, 1906 19-0 over N.Y. Giants at Polo Grounds
19 — May 5, 1938 21-2 over Philadelphia at Wrigley Field
19 — May 13, 1969..... 19-0 over San Diego at Wrigley Field
19 — August 18, 1995.....26-7 over Colorado at Coors Field
19 — May 5, 200120-1 over Los Angeles at Wrigley Field

Since 1900, the Cubs have lost 26 games by at least 15 runs. The most recent of those losses took place June 27, 2012 — a 17-1 setback vs. the Mets. Here are the most lopsided defeats in Cubs history:

22 Runs — Sept. 16, 1975..... 22-0 to Pittsburgh at Wrigley Field
20 — June 1, 1957 22-2 to Cincinnati at Crosley Field
19 — July 6, 1949 23-4 to Cincinnati at Crosley Field
18 — May 26, 1964.....19-1 to New York at Wrigley Field
18 — April 27, 1977..... 21-3 to St. Louis at Wrigley Field
18 — June 23, 1986 19-1 to Philadelphia at Veterans Stadium

67 Robert Whitenack – RHP



BATS: Right **THROWS:** Right **HEIGHT:** 6-5 **WEIGHT:** 185 **MLS:** 0
FULL NAME: Robert John Whitenack
OPENING DAY AGE: 24
BORN: 11/20/88 in Queens, NY
RESIDES: North Massapequa, NY
FAMILY: Single
CONTRACT STATUS: Signed through 2013
SIGNED BY: Billy Blitzer
HOW ACQUIRED: Selected by Cubs in eighth round of 2009 draft



Whitenack: Facts and Information

Robert was added to the 40-man roster, November 20, 2012, after missing parts of the last two seasons recovering from Tommy John surgery performed in the summer of 2011 ... was originally selected in the eighth round of the 2009 draft out of SUNY Old Westbury.

- © Is 19-18 with a 4.13 ERA (142 ER/309.1 IP) in 69 appearances (65 starts) in four minor league seasons with the Cubs.
- © Participated in the Cubs inaugural Rookie Development Program in Chicago in January of 2013.
- © Earned mid-season Southern League All-Star honors in 2011 with Double-A Tennessee.
- © Was named Southern League Pitcher of the Week for the week of May 16-22, 2011 ... went 1-0 with a 1.50 ERA (2 ER/12.0 IP) and eight strikeouts in two starts during the period.
- © Attended SUNY Old Westbury (N.Y.) and in 2009 set the school's single-season strikeout mark with 79 punchouts in 67.1 innings ... became the first baseball player drafted from the school.
- © Graduated from Plainedge High School in Massapequa, N.Y.

Whitenack: 2012 Season

Robert returned to the mound after undergoing Tommy John ligament replacement surgery in the summer of 2011 ... joined Single-A Daytona in May and went 1-6 with a 5.96 ERA (34 ER/51.1 IP) in 15 starts.

Whitenack: Career Review

2011: Began the season 7-0 with a 1.93 ERA (13 ER/60.2 IP) in 11 starts between Single-A Daytona and Double-A Tennessee, earning mid-season Southern League All-Star honors, before being sidelined due to injury.

- © Began the year with Daytona, posting a 3-0 record, a 1.17 ERA (3 ER/23.0 IP) and 25 strikeouts in four starts ... held right-handed hitters to a .105 batting average (4-for-38) with the D-Cubs.
- © Fanned a career-high 12 hitters, April 12 vs. Clearwater.
- © Was 4-0 with a 2.39 ERA (10 ER/37.2 IP) in seven starts with Tennessee before undergoing season-ending Tommy John surgery.
- © Was named Southern League Pitcher of the Week for the week of May 16-22 ... went 1-0 with a 1.50 ERA (2 ER/12.0 IP) and eight strikeouts in two starts during the period.

2010: Combined to go 11-8 with a save, a 4.15 ERA (66 ER/143.0 IP) and 91 strikeouts in 28 games (27 starts) between Single-A Peoria and Single-A Daytona.

- © Began the year with Peoria, posting an 8-7 record with one save and a 4.96 ERA (57 ER/103.1 IP) in 21 games (20 starts).
- © Was 2-2 with a 2.64 ERA (9 ER/30.2 IP) in six July starts with the Chiefs before he was promoted to Daytona.
- © Went 3-1 with a 2.04 ERA (9 ER/39.2 IP) and 28 strikeouts in seven starts for Daytona.
- © After dropping his first start with the D-Cubs August 3, won his last three decisions to close out the campaign.

2009: Went 0-4 with a 4.80 ERA (29 ER/54.1 IP) in 15 games (12 starts) for Single-A Boise in his first professional season after he was selected in the eighth round of the draft out of SUNY Old Westbury.

Whitenack: Career Statistics and Transactions

YEAR	TEAM	W-L	ERA	G	GS	CG	SHO	SV	IP	H	R	ER	HR	HB	BB	SO	WP	BK
2009	— Boise-A	0-4	4.80	15	12	0	0	0	54.1	66	36	29	1	2	20	33	6	2
2010	— Peoria-A	8-7	4.96	21	20	0	0	1	103.1	102	64	57	5	5	30	63	10	1
	Daytona-A	3-1	2.04	7	7	0	0	0	39.2	32	10	9	2	1	10	28	3	1
2011	— Daytona-A	3-0	1.17	4	4	0	0	0	23.0	11	5	3	0	1	1	25	1	0
	Tennessee-AA	4-0	2.39	7	7	0	0	0	37.2	32	10	10	1	1	13	22	1	0
2012	— Daytona-A	1-6	5.96	15	15	0	0	0	51.1	70	42	34	4	5	27	31	3	0
MINOR LEAGUE TOTALS		19-18	4.13	69	65	0	0	1	309.1	313	167	142	13	15	101	202	24	4


ROBERT WHITENACK'S CAREER TRANSACTIONS

2009 — Selected by Cubs in eighth round of draft (scout: Billy Blitzer)

30 Travis Wood – LHP



BATS: Right **THROWS:** Left **HEIGHT:** 5-11 **WEIGHT:** 175 **MLS:** 2+4
FULL NAME: Travis A. Wood
OPENING DAY AGE: 26
BORN: 2/6/87 in Little Rock, AR
RESIDES: Alexander, AR
FAMILY: Married – Brittany
CONTRACT STATUS: Signed through 2013
SIGNED BY: Mike Keenan (Cincinnati)
HOW ACQUIRED: From Cincinnati with OF Dave Sappelt and INF Ronald Torreyes 12/23/11 for P Sean Marshall



Wood: Facts and Information

Travis was acquired by the Cubs in a four-player deal with the Reds, December 23, 2011 ... made 26 starts for the Cubs last season, and is 17-23 with a 4.22 ERA (171 ER/364.2 IP) in 65 career major league games (61 starts) since making his debut with the Reds in 2010.

- © Owns a 45-37 record with a 3.55 ERA (285 ER/723.0 IP), in 139 minor league games, all but three as a starter.
- © Has allowed 11 stolen bases in 364.2 big league innings.
- © Was the Reds Minor League Pitcher of the Month for June 2009 (6 GS, 1 CG, 4-0, 1.13 ERA, 40.0 IP, 5 ER, 39 SO, 6 BB) and June 2010 (5 GS, 2-2, 1.26 ERA, 35.2 IP, 5 ER, 37 SO, 6 BB).
- © Was a 2010 International League mid-season All-Star, but did not pitch because he was promoted prior to the game.
- © Entered the 2010 season rated the seventh-best prospect in the Reds organization by **Baseball America**.
- © Named the Reds Minor League Pitcher of the Year and the Southern League's Most Outstanding Pitcher in 2009 ... combined to go 13-5 with a 1.77 ERA (33 ER/167.2 IP) in 27 starts between Double-A Carolina and Triple-A Louisville that season.
- © His changeup and control were rated by **Baseball America** as the best in the Southern League in 2009, while his changeup was rated the best in the Reds organization.
- © His 1.21 ERA (16 ER/119.0 IP) with Carolina in 2009 was the lowest in Southern League history.
- © Was selected by the Reds in the second round of the 2005 draft.
- © Graduated from Bryant (Ark.) High School.

Wood: 2012 Season

In his first season with the organization, Travis had two stints with the Cubs and went 6-13 with a 4.27 ERA (74 ER/156.0 IP) in 26 starts ... limited opponents to a .232 batting average (133-for-574) and allowed three or fewer runs in 19 starts.

- © Broke camp with Triple-A Iowa and was recalled to Chicago, May 6, for a start vs. the Dodgers ... optioned to Iowa the next day, and was recalled again, May 22.
- © Left-handed hitters had a .195 batting average (23-for-118) against him ... right-handed batters hit .241 (110-for-456).
- © Produced a 3.25 ERA (20 ER/55.1 IP) and a 2-4 record in his final nine starts dating to August 22.
- © Tied his career high with four-straight victories, June 19-July 6 ... recorded a 1.01 ERA (3 ER/26.2 IP) in the four starts.
- © Recorded a 19.2-inning scoreless streak from the third inning, June 19 against the White Sox, to the second inning, July 6 against the Mets ... marked the longest scoreless streak for a Cubs lefty starter since Juan Pizarro's 21.0-inning run in 1971.
- © Allowed 22 earned runs, spanning three starts and 15.2 innings pitched, July 17-27 ... pitched to a 3.33 ERA (52 ER/140.1) in his 23 other starts for Chicago.
- © Snapped a career-high, eight-game losing skid dating to July 17 with the victory in Pittsburgh, September 7 ... was 0-8 with a 6.33 ERA (41 ER/58.1 IP) in 10 starts during the skid.
- © Finished June 2-2 with a 2.27 ERA (8 ER/31.2 IP) in five starts.
- © Batted .189 (10-for-53) with three doubles, a home run and four RBI ... belted his third career home run, August 28 vs. Milwaukee, off Yovani Gallardo.
- © Tied a career high with his fourth-straight win as the Cubs defeated the Mets 8-7 at Citi Field, July 6.
- © Allowed a career-high five home runs in 5.0 innings, July 27 vs. St. Louis ... marked the first time in major league history a starter allowed a long ball in each of his first five innings of a game.
- © With Triple-A Iowa, went 3-3 with a 4.57 ERA (21 ER/41.1 IP) in seven starts, walking 11 and fanning 39 ... surrendered five homers in 41.1 innings.

Wood: Career Review

2011: Travis made the Reds Opening Day roster for the first time in his career ... went 6-6 with a 4.84 ERA (57 ER/106.0 IP) in 22 games (18 starts) with Cincinnati last season.

- © Produced a 3.90 ERA (24 ER/55.1 IP) in 11 games (nine starts) away from Great American Ball Park compared to a 5.86 ERA (33 ER/50.2 IP) at home.
- © Garnered a 4.06 ERA (17 ER/37.2 IP) in seven day outings (six starts).
- © Owned a 3.71 ERA (21 ER/51.0 IP) in 11 games (nine starts) against N.L. Central foes ... it included a 1.02 ERA (2 ER/17.2 IP) in three starts vs. Houston and a 2.51 ERA (4 ER/14.1 IP) against the Brewers (three games, two starts).
- © Was 5-6 with a 5.08 ERA (57 ER/101.0 IP) in 18 starts ... in four relief outings, held the opponent scoreless in 5.0 innings of work.
- © Produced a career-high 17.0-scoreless innings streak, June 20-September 24.
- © Posted a 5-5 record with a 5.11 ERA (53 ER/93.1 IP) in 16 starts before being optioned to Triple-A Louisville, June 22.
- © In the second inning of the Reds' 6-1 victory, May 9, belted his second-career homer, a three-run shot off Aneury Rodríguez that snapped the scoreless tie.
- © Took a no-hitter into the sixth inning of a 5-4 loss, May 20, at Cleveland.
- © Recalled by the Reds, August 9, while Logan Ondrusek was on the D.L. ... tossed 1.2-shutout innings (two games) before being optioned back to Triple-A, August 26.
- © Rejoined Cincinnati for the remainder of the season, September 6 ... had a 3.27 ERA (4 ER/11.0 IP) in his final four outings (two starts) of the year.
- © Lasted just 2.2 innings in his September 24 start in Pittsburgh, marking the shortest start of his career ... he yielded four runs on seven hits and two walks, while fanning two in the Reds' 4-3 setback.
- © Made 10 starts between two stints with Louisville, going 2-3 with a 5.33 ERA (31 ER/52.1 IP), 47 strikeouts and 17 walks.

Wood: Career Review (Continued)

2010: Made his major league debut with the Reds at the age of 23, going 5-4 with a 3.51 ERA (40 ER/102.2 IP) in 17 starts in two stints with Cincinnati ... produced 10 quality starts and the Reds went 9-8 in his 17 outings.

- Ⓒ Ranked among the National League's rookie leaders in opponents' batting average (.222, second), ERA (fifth), starts (tied for seventh) and innings pitched (seventh).
- Ⓒ Went 5-2 with 3.36 ERA (30 ER/80.1 IP) in 13 road starts compared to a 0-2 mark with a 4.03 ERA (10 ER/22.1 IP) in four home starts.
- Ⓒ In his first eight starts for the Reds, July 1-August 8, went 3-1 with a 2.65 ERA (15 ER/51.0 IP) ... was optioned to Triple-A, August 9, to make room for newly-acquired Jim Edmonds on the roster.
- Ⓒ Returned to the rotation, August 19, and went 2-3 with a 4.35 ERA (25 ER/51.2 IP), in nine starts to close out the season.
- Ⓒ Made his big league debut, July 1 at the Cubs, and was the victim of a blown save in the 10-inning, 3-2 victory (7.0 IP, 2 H, 2 ER, 3 BB, 4 SO).
- Ⓒ In the 11-inning, 1-0 loss, July 10 at Philadelphia (his third-career start), retired his first 24 batters before Carlos Ruiz doubled to lead off the ninth to break up the perfect game bid.
 - Became only the third active pitcher to take a no-hitter into the ninth inning in one of his first three career starts, joining Clay Buchholz (no-hitter in second career start in 2007) and Roy Halladay (8.2 no-hit innings in second career start in 1998).
- Ⓒ Also became the first pitcher in franchise history to throw at least nine innings and not get the win after allowing no runs and fewer than two hits.
- Ⓒ Boasted a season-best 14.0-scoreless innings streak, July 10-18.
- Ⓒ On July 28 at Milwaukee, earned his first career victory in his sixth career start (10-2 win).
- Ⓒ Went 4-0 with a 2.19 ERA (6 ER/24.2 IP) from July 28-August 19 to become only the third Reds rookie pitcher in the last 25 seasons to win four-consecutive starts (Lance Davis in 2001, Tim Lincecum in 1992).
- Ⓒ Hit his first career home run off Adam Wainwright, September 4 at St. Louis.
- Ⓒ In the 4-0 loss in Game One of the National League Division Series at Philadelphia, threw 3.1-scoreless innings in relief of starter Edinson Volquez.

2009: Named Cincinnati's 2009 Minor League Pitcher of the Year and the Southern League's Most Outstanding Pitcher after combining to go 13-5 with a 1.77 ERA (33 ER/167.2 IP) in 27 starts between Double-A Carolina and Triple-A Louisville.

- Ⓒ Led all Reds minor league pitchers in wins and ERA and ranked second in strikeouts (135).
- Ⓒ Among all full-season minor league pitchers, his 1.77 ERA ranked second only to Harrisburg's Bradley Meyers (1.72 ERA).
- Ⓒ Opponents hit .204 off the southpaw, the fifth-best mark among all minor leaguers.
- Ⓒ Was also named a Southern League mid-season All-Star and the League's Pitcher of the Week for consecutive weeks, June 1-14.
- Ⓒ His 1.21 ERA (16 ER/119.0 IP) with Carolina was the lowest in Southern League history ... earned his first promotion to the Triple-A level, July 25, going 4-2 with a 3.14 ERA (17 ER/48.2 IP) in eight starts.
- Ⓒ Was added to Cincinnati's 40-man roster, November 20.

2008: Combined to go 7-13 with a 5.47 ERA (77 ER/126.2 IP), 99 strikeouts and 69 walks in 26 starts between Single-A Sarasota and Double-A Chattanooga ... named Florida State League Pitcher of the Week for April 28-May 4 (2-0, 1.38 ERA).

2007: Spent the season with Single-A Sarasota, but was limited to 12 starts because of a pair of stints on the disabled list with a left rotator cuff strain.

2006: Went 10-5 with a 3.66 ERA (57 ER/140.0 IP) in 27 starts with Single-A Dayton ... was the Midwest League Pitcher of the Week for May 15-21, going 2-0 with a 0.87 ERA ... posted a 0.69 ERA (2 ER/26.0 IP) in his final four starts.

2005: In his first professional season, produced a 2-0 mark with a 1.29 ERA (7 ER/48.2 IP) in 14 appearances, 11 starts, between the Gulf Coast League Reds and Rookie-League Billings.

Wood: Career Statistics and Splits

YEAR	TEAM	W-L	ERA	G	GS	CG	SHO	SV	IP	H	R	ER	HR	HB	BB	SO	WP	BK
2005	GCL Reds-R	0-0	0.75	8	7	0	0	0	24.0	13	3	2	0	1	7	45	0	0
	Billings-R	2-0	1.82	6	4	0	0	0	24.2	15	6	5	0	4	13	22	2	0
2006	Dayton-A	10-5	3.66	27	27	0	0	0	140.0	108	65	57	14	10	56	133	10	0
2007	Sarasota-A	3-2	4.86	12	12	0	0	0	46.1	49	33	25	6	1	27	54	0	0
2008	Sarasota-A	3-4	2.70	9	9	0	0	0	46.2	39	18	14	2	2	21	41	1	1
	Chattanooga-AA	4-9	7.09	17	17	0	0	0	80.0	91	67	63	9	11	48	58	5	1
2009	Carolina-AA	9-3	*1.21	19	19	1	1	0	119.0	78	23	16	2	5	37	103	0	0
	Louisville-AAA	4-2	3.14	8	8	0	0	0	48.2	43	17	17	4	1	16	32	0	0
2010	Louisville-AAA	5-6	3.06	16	16	0	0	0	100.0	86	40	34	9	4	24	99	6	0
	Cincinnati	5-4	3.51	17	17	0	0	0	102.2	85	45	40	9	4	26	86	0	1
2011	Cincinnati	6-6	4.84	22	18	0	0	0	106.0	118	57	57	10	4	40	76	2	0
	Louisville-AAA	2-3	5.33	10	10	0	0	0	52.1	64	33	31	6	2	17	47	2	0
2012	Iowa-AAA	3-3	4.57	7	7	0	0	0	41.1	48	22	21	5	1	11	39	1	1
	CUBS	6-13	4.27	26	26	0	0	0	156.0	133	80	74	25	8	54	119	2	1
MAJOR LEAGUE TOTALS		17-23	4.22	65	61	0	0	0	364.2	336	182	171	44	16	120	281	4	2
MINOR LEAGUE TOTALS		45-37	3.55	139	136	1	1	0	723.0	634	327	285	57	42	277	673	27	3

*Led League

YEAR	AVG	AB	R	H	2B	3B	HR	RBI	SH	SF	HP	BB	SO	SB	CS	PCT	G	PO	A	E	TC	DP
2012	.189	53	5	10	3	0	1	4	2	0	0	0	20	0	0	.941	26	10	22	2	34	1
M.L. TOTALS	.158	120	8	19	5	1	3	10	12	0	0	0	49	0	0	.924	65	17	44	5	66	2

LAST HIT: 10/3/12 vs. Houston (single off Edgar Gonzalez) ... number of at-bats since then – 1

MOST HITS: 2 (twice), most recently 5/6/12 @ Los Angeles (N.L.) ... **MOST RBI:** 3 – 5/9/11 @ Houston

HOME RUNS: 3 – 9/4/10 @ St. Louis (Adam Wainwright), 5/9/11 @ Houston (Aneury Rodriguez) and 8/28/12 vs. Milwaukee (Yovani Gallardo)

DIVISION SERIES STATISTICS

YEAR	TEAM/OPP	W-L	ERA	G	GS	CG	SHO	SV	IP	H	R	ER	HR	HB	BB	SO	WP	BK
2010 –	CIN vs. PHI	0-0	0.00	1	0	0	0	0	3.1	1	0	0	0	0	1	3	0	0

TRAVIS WOOD'S CAREER TRANSACTIONS

2005 – Selected by Cincinnati in the second round of draft (scout: Mike Keenan)

2011 – Acquired by Cubs with OF Dave Sappelt and INF Ronald Torreyes 12/23 for P Sean Marshall

TRAVIS WOOD'S CAREER HIGHS AND LOWS

MOST STRIKEOUTS: 9 – 9/17/12 vs. Pittsburgh

MOST HITS ALLOWED: 11 – 6/10/11 @ San Francisco

MOST RUNS ALLOWED: 8 (three times), most recently 7/27/12 vs. St. Louis

MOST WALKS ALLOWED: 5 (three times), most recently 10/3/12 vs. Houston

MOST HOMERS ALLOWED: 5 – 7/27/12 vs. St. Louis

LONGEST WINNING STREAK: 4 games (twice), most recently 6/19-7/6/12

LONGEST LOSING STREAK: 8 games – 7/17-8/28/12

LONGEST RELIEF APPEARANCE: 2.0 innings – 9/10/11 @ Colorado

MOST CONSECUTIVE SCORELESS INNINGS: 19.2 innings– 6/19-7/6/12 (4 games)

SAVE RULE

Rule 10.20 tells the official scorer to credit a pitcher with a save when:

(1) He is the finishing pitcher in a game won by his club, and; (2) he is not the winning pitcher, and; (3) he qualifies under the following conditions: (a) he enters the game with a lead of no more than three runs and pitches for at least 1.0 inning, or; (b) he enters the game with the potential tying run either on base, at bat or on deck, or; (c) he pitches effectively for at least 3.0 innings.

When a relief pitcher enters a game in a save situation and departs or the game ends with the save situation no longer in effect because he has given up the lead, he is charged with a "blown save." If the save opportunity still exists when he leaves the game, he is not charged with a save opportunity.

If the pitcher has not given up the lead when he leaves the game, though the save opportunity may no longer exist because of added runs scored by his own team, he is not charged with a save opportunity.

PLAYER DEVELOPMENT

Tim Cossins – Field Coordinator

FULL NAME: Timothy Carter Cossins

BORN: 3/31/70 in Sonoma, CA ... **RESIDENCE:** Windsor, CA

FAMILY: Married – Lori ... Child – Aiden

Tim begins his first season with the Cubs as the organization's minor league field coordinator following 10 seasons in the Miami Marlins farm system including the last six as the minor league catching coordinator.

- Ⓢ Prior to handling catching coordinator duties for Miami, spent the 2007 season as the manager of the Rookie League Gulf Coast League Marlins ... was his second stint in that position.
- Ⓢ Managed Single-A Jupiter in 2005-06 following two seasons guiding the GCL Marlins in 2003-04.
- Ⓢ Spent the 2000-01 campaigns as the major league bullpen catcher for the Kansas City Royals.
- Ⓢ In 2000, was a coach for Sonoma County (Calif.) of the Independent League.
- Ⓢ Played in 261 career minor league games in an eight-year playing career ... batted .214, and finished his playing days in 1999 with Montreal.
- Ⓢ Was selected in the 16th round of the 1993 draft by the Texas Rangers.
- Ⓢ Attended the University of Oklahoma and played in the 1992 College World Series.



MANAGERIAL RECORD					
YEAR	TEAM	LEAGUE	W-L	PCT	STANDING
2003 –	GCL Marlins-R	Gulf Coast	26-32	.448	3rd
2004 –	GCL Marlins-R	Gulf Coast	31-29	.517	T-2nd
2005 –	Jupiter-A	Florida State	64-71	.474	5th
2006 –	Jupiter-A	Florida State	55-80	.407	5th
2007 –	GCL Marlins-R	Gulf Coast	29-25	.537	2nd
MINOR LEAGUE TOTALS			205-237	.464	

Derek Johnson – Pitching Coordinator

FULL NAME: Derek Randall Johnson

BORN: 7/16/71 in Gibson City, IL ... **RESIDENCE:** Nashville, TN

FAMILY: Married – Tasha ... Children – Teague and Tate

Derek begins his first year as Chicago's minor league pitching coordinator following a successful 11-season (2002-12) stretch at Vanderbilt University as the team's pitching coach, including the last three as the school's associate head coach/pitching coach.

- Ⓢ During his time at Vanderbilt, he earned National Pitching Coach of the Year honors in 2004 and National Assistant Coach of the Year honors in 2010.
- Ⓢ In 2011, he helped lead Vanderbilt to the school's first-ever College World Series appearance after guiding a Commodores pitching staff that featured eight hurlers that were selected in the Major League Baseball Draft.
- Ⓢ While at Vanderbilt, helped develop six pitchers that were selected in the first round/supplemental first round of the MLB Draft, including David Price, who was selected first overall by Tampa Bay in 2007.
 - ♦ In 2011, Vanderbilt saw two pitchers selected in the first/supplemental round: Sonny Gray (18th overall, Oakland) and Grayson Garvin (59th overall, Tampa Bay) ... additional first round picks: Mike Minor (seventh overall, Atlanta in 2009), Casey Weathers (eighth overall, Colorado in 2007) and Jeremy Sowers (sixth overall, Cleveland in 2004).
- Ⓢ Coached at Stetson University from 1998-2001 ... served as a pitching coach for Southern Illinois University from 1995-97 while also managing in summer ball.
- Ⓢ Began his coaching career at Eastern Illinois University in 1994, a season after he was an All Mid-Continent Conference pitcher with the program.



Minor League Operations

Anthony Iapoco – Special Assistant to the GM/Player Development

FULL NAME: Anthony Joseph Iapoco (*eye-uh-poh-SEE*)

BORN: 8/23/73 in Astoria, NY ... **RESIDENCE:** Astoria, NY

FAMILY: Married – Suzanne ... Child – Lilly Josephine

Anthony joined the Cubs as Special Assistant to the GM and Player Development on November 1, 2012 ... in his current role, he oversees the club's minor league hitting program and contributes to additional projects within the organization.

- Ⓢ Joined the Cubs after spending three seasons, from 2010-12, as Toronto's roving hitting coordinator.
- Ⓢ Served as the hitting coach for the Marlins Single-A Jupiter affiliate for two seasons from 2008-09.
- Ⓢ Began his coaching career in 2006 with Single-A Jamestown in the Marlins system ... in 2007, was a coach with Single-A Greensboro.
- Ⓢ A former outfielder, he played 11 seasons in the minor leagues in the Brewers and Marlins organizations, as well as independent ball, after being selected by Milwaukee in the 33rd round of the 1994 draft.
- Ⓢ Reached the Triple-A level four times and was a career .273 hitter with a .342 on-base percentage in 845 professional games.
- Ⓢ Attended Lamar University in Beaumont, Texas ... graduated from McClancy High School in Queens, N.Y., in 1991.



Carmelo Martinez — Short-Season Hitting Coordinator

FULL NAME: Carmelo Martinez (Salgado)

BORN: 7/28/60 in Dorado, Puerto Rico ... **RESIDENCE:** Dorado, Puerto Rico

FAMILY: Married — Maria ... Children — Nalisha, Neysha, Sasha, Natalie, Melissa and Carmelo Jr.



Carmelo begins his 16th season in the Cubs organization, and his first as the short-season hitting coordinator ... in this role, he will focus on players with Single-A Boise, Rookie League Mesa and the Cubs Dominican teams.

- © Was the Cubs Latin American field coordinator for five years from 2008-12 ... spent 10 seasons at Rookie-League Mesa, handling managerial duties in 1999-2003 and 2006.
- © His 2002 Mesa club won the Arizona League title after finishing the season with a 35-21 record ... after the campaign, he earned Manager of the Year honors.
- © The former outfielder/first baseman played in the majors from 1983-91, seeing action with the Cubs (1983), San Diego (1984-89), Philadelphia (1990), Pittsburgh (1990-91), Kansas City (1991) and Cincinnati (1991) ... in 1,003 big league games, he batted .245 with 108 homers and 424 RBI.
- © Played in the 1984 World Series with San Diego and appeared in the 1990 NLCS with Pittsburgh.
- © Began his pro career in 1979 after he was signed by the Cubs ... reached the majors late in 1983 and homered in his first big league at-bat (off Cincinnati's Frank Pastore).

MANAGERIAL RECORD					
YEAR	TEAM	LEAGUE	W-L	PCT	STANDING
1999 —	Mesa-R	Arizona	18-37	.327	8th
2000 —	Mesa-R	Arizona	32-24	.571	2nd
2001 —	Mesa-R	Arizona	26-30	.464	5th/6th
2002 —	Mesa-R	Arizona	35-21	.625	*1st/1st
2003 —	Mesa-R	Arizona	27-39	.409	8th
2006 —	Mesa-R	Arizona	21-34	.382	16th
MINOR LEAGUE TOTALS			159-185	.462	
*Won League Championship Series					

Jose Flores — Infield Coordinator

FULL NAME: Jose David Flores

BORN: 1/1/71 in Rio Piedras, Puerto Rico ... **RESIDENCE:** Gurabo, Puerto Rico

FAMILY: Married — Luz Rullan ... Children — Adrianna and Allison



Jose begins his first season in the Cubs organization as the minor league infield coordinator following two seasons as the Puerto Rico National Baseball Team manager in 2011-12 ... is his 13th year as a coach or manager.

- © In the 2012-13 offseason, handled bench coach duties for Santurce Cangrejeros of the Puerto Rico Pro Winter League alongside Carmelo Martinez.
- © Prior to taking the helm of the Puerto Rico National Team, was a bench coach in the Puerto Rico Baseball League from 2008-11, most recently for Ponce Leones in 2010-11 ... handled bench coach duties for Caguas Criollos Baseball Club from 2008-10.
- © Spent the 2008 season as the manager of the Cleveland Indians Dominican Summer League team.
- © Served as a coach in the Puerto Rico Winter League from 2001-06 ... handled bench coach duties for Bayamon from 2001-03, third-base coach duties for San Juan in 2003-04, bench coach duties for Manati from 2004-05 and third-base coaching duties for Caguas from 2005-06.
- © Played six minor league seasons in the Houston Astros organization from 1990-95 after he was selected in the 34th round of the 1989 draft by Houston.

Lee Tinsley — Outfield/Baserunning Coordinator

FULL NAME: Owen Lee Tinsley

BORN: 3/4/69 in Shelbyville, KY ... **RESIDENCE:** Scottsdale, AZ

FAMILY: Married — Susan ... Children — Kobie, Ethan and Nia



Lee returns for his third season as Chicago's outfield/baserunning coordinator ... he boasts 12 years of coaching experience following a 14-year playing career that included five major league seasons with Seattle (1993, 1997), Boston (1994-96) and Philadelphia (1996).

- © Was Seattle's major league first base coach in 2009-10 after serving in the same capacity with the Diamond-backs from 2006-08.
- © Was Arizona's roving outfield instructor from 2003-05, the same position he held with Anaheim in 2002.
- © Began his instructional career in 2001 as Double-A El Paso's hitting coach.
- © Selected by Oakland with its first pick (11th overall) in the 1987 Draft ... compiled a career .241 average in 361 major league games.
- © Graduated from Shelby County High School in Shelbyville, Ky., in 1987 ... named Gatorade National Player of the Year as a senior after hitting .569 with 16 home runs in 65 at-bats ... played defensive back on the football team and turned down a scholarship to Purdue to sign with Oakland in 1987.

Doug Jarro — Strength and Conditioning Coordinator

FULL NAME: Doug Jarro

BORN: 6/2/75 in Indianapolis, IN ... **RESIDENCE:** Gilbert, AZ

FAMILY: Married — Hilary ... Children — Wyatt and Lincoln

Doug begins his 13th season in baseball and his sixth as the Cubs Strength and Conditioning Coordinator ... his duties include overseeing the minor league strength and conditioning programs of all minor league affiliates.

- © Spent five years in the Dodgers organization, including 2006-07 as the major league strength coach ... was Los Angeles' minor league strength and conditioning coordinator from 2003-05.
- © In 1999, was a minor league strength and conditioning coach in Pittsburgh's system after breaking into baseball in the same capacity with Tampa Bay in 1998.
- © Earned his undergraduate degree in Kinesiology at the University of Maryland in 1997 ... earned his masters in exercise science from Springfield (Mass.) College in 2004.



Justin Sharpe — Athletic Training Coordinator

FULL NAME: Justin C. Sharpe

BORN: 6/14/70 in Garden City, KS ... **RESIDENCE:** Gilbert, AZ

FAMILY: Married — Heather ... Child — Jared

Justin is in his ninth season as the Cubs minor league athletic training coordinator ... originally joined the organization in 2003 as the athletic trainer for Double-A West Tenn.

- © Spent the 1997-02 season as an athletic trainer in Atlanta's organization, working for Single-A Macon and Rookie League Eugene.
- © Was named the South Atlantic League's trainer of the year in 2002 and the Southern League trainer of the year in 2004.
- © Earned his master's degree and served as head athletic trainer at Bethany College in Lindsborg, Kan. ... also played football there for four years.



CUBS JUNE 1ST ROUND PICKS

YEAR	PLAYER	POS	OVERALL	YEAR	PLAYER	POS	OVERALL	YEAR	PLAYER	POS	OVERALL
1965	Rick James	RHP	6	1982	Shawon Dunston	SS	1	1996	Todd Noel	RHP	17
1966	Dean Burk	RHP	5		Tony Woods	IF	17	1997	Jon Garland	RHP	10
1967	Terry Hughes	SS	2		Stan Boderick	OF	27	1998	Corey Patterson	OF	3
1968	Ralph Rickey	OF	15	1983	Jackie Davidson	RHP	6	1999	Ben Christensen	RHP	26
1969	Roger Metzger	SS	16	1984	Drew Hall	LHP	3	2000	Luis Montanez	IF	3
1970	Gene Hiser	OF	19	1985	Rafael Palmeiro	OF	22	2001	Mark Prior	RHP	2
1971	Jeff Wehmeier	RHP	16		Dave Masters	RHP	24	2002	Bobby Brownlie	RHP	21
1972	Brian Vernoy	LHP	15	1986	Derrick May	OF	9	2003	Ryan Harvey	OF	6
1973	Jerry Tabb	1B	16	1987	Mike Harkey	RHP	4	2004	No Selection		
1974	Scot Thompson	OF	7	1988	Ty Griffin	2B	9	2005	Mark Pawelek	LHP	20
1975	Brian Rosinski	OF	4	1989	Earl Cunningham	OF	8	2006	Tyler Colvin	OF	13
1976	Herman Segelke	RHP	7	1990	Lance Dickson	LHP	23	2007	Josh Vitters	IF	3
1977	Randy Martz	RHP	12	1991	Doug Glanville	OF	12	2008	Andrew Cashner	RHP	19
1978	Bill Hayes	C	13	1992	Derek Wallace	RHP	11	2009	Brett Jackson	OF	31
1979	Jon Perlman	RHP	12	1993	Brooks Kieschnick	OF	10	2010	Hayden Simpson	RHP	16
1980	Don Schulze	RHP	11		Jon Ratliff	RHP	24	2011	Javier Baez	INF	9
1981	Joe Carter	OF	2	1994	Jayson Peterson	RHP	15	2012	Albert Almora	OF	6
	Vance Lovelace	LHP	16	1995	Kerry Wood	RHP	4				

HOW TO FIGURE BASEBALL STATISTICS

Earned Run Average — (ERx9)/IP: Earned runs multiplied by 9, then divided by innings pitched (0.1 innings = .333, 0.2 innings = .667).

Batting Average — H/AB: Hits divided by at-bats.

Slugging Percentage — TB/AB: Total number of bases (single = 1 base, double = 2 bases, triple = 3 bases, home run = 4 bases) divided by at-bats.

Fielding Average — (PO+A)/(PO+A+E): Putouts plus assists divided by total chances (putouts plus assists plus errors).

On-Base Percentage — (H+BB+HBP)/(AB+BB+HBP+SF): Hits plus walks plus hit-by-pitch divided by at-bats plus walks plus hit-by-pitch plus sacrifice flies.

Win-Loss Percentage: Number of games won divided by total games played.

Magic Numbers: Compute the number of games remaining, add one, then subtract the number of games ahead in the loss column of the standings of the closest opponent.

IOWA CUBS (AAA)

LEAGUE: Pacific Coast League (Northern Division)

CLUB INFORMATION: Principal Park, 1 Line Drive, Des Moines, IA 50309 ... (515) 243-6111 ... www.iowacubs.com ... @IowaCubs

PRESIDENT/GENERAL MANAGER: Sam Bernabe ... **MEDIA CONTACT:** Randy Wehofer

ATHLETIC TRAINER: Nick Frangella (second season at Iowa, 10th year in Cubs organization)

FIRST YEAR AS CUBS AFFILIATE: 1981

Marty Pevey — Manager

FULL NAME: Marty Pevey

BORN: 2/25/61 in Savannah, GA

RESIDENCE: Acworth, GA

FAMILY: Married — Trini ... Children — Tucker and Ashtin



Marty begins his fifth year with the Cubs and his first as manager in Triple-A Iowa ... was the organization's minor league catching coordinator from 2010-12 after managing Single-A Peoria in 2009 ... brings 13 years of playing experience and 10 seasons as a manager to the position.

Ⓢ Was named Midwest League co-Manager of the Year after leading Peoria to the Western Division semifinals and an 81-57 record, including a 43-26 mark in the second half — the 43 wins in the second half matched the franchise mark, done in 2002.

Ⓢ Named the first base coach for the Toronto Blue Jays October 18, 2005 ... promoted to third base coach September 30, 2007 through the end of the 2008 season.

Ⓢ Appointed manager for the Triple-A Syracuse SkyChiefs November 3, 2003 ... under his direction the SkyChiefs posted a 66-78 record in 2004 and a 71-73 mark in 2005.

Ⓢ Named the manager for Double-A New Haven of the Eastern League for the 2003 season ... led the Ravens to the top spot in the Northern Division, earning Eastern League Manager of the Year honors.

Ⓢ Returned to the managing ranks with Dunedin in 2000 and was named Florida State League Manager of the Year after leading the Blue Jays to an 84-54 record.

Ⓢ Was Toronto's bullpen coach in 1999.

Ⓢ Began his coaching career with Single-A Dunedin in 1996 ... later managed the Rookie-League Medicine Hat Blue Jays (1996-97) and the Single-A Hagerstown Suns (1998) ... led the Suns to the South Atlantic League semifinals and an 81-60 record and earned Manager of the Year honors.

Ⓢ Played for six organizations in 13 minor league seasons after being drafted by the Minnesota Twins in the 19th round of the 1982 Draft ... the former catcher made his major league debut for the Montreal Expos May 16, 1989 vs. San Diego ... hit .220 (9-for-41) with three RBI in 13 career major league contests.

Ⓢ Was a career .286 batter with 42 home runs and 374 RBI in 942 minor league games from 1982-95.

Ⓢ Was a 1979 graduate of Windsor Forest H.S. in Savannah, Ga. ... was selected All-State in baseball ... attended Georgia Southern University for three years where he was selected All-Conference each season.

MANAGERIAL RECORD					
YEAR	TEAM	LEAGUE	W-L	PCT	STANDING
1996 —	Medicine Hat-R	Pioneer	22-50	.306	4th/4th
1997 —	Medicine Hat-R	Pioneer	26-46	.361	2nd/4th
1998 —	Hagerstown-A	South Atlantic	81-60	.574	1st/2nd
2000 —	Dunedin-A	Florida State	84-54	.609	+1st/2nd
2001 —	Dunedin-A	Florida State	71-64	.526	2nd/2nd
2002 —	Dunedin-A	Florida State	63-72	.467	5th/5th
2003 —	New Haven-AA	Eastern	79-63	.556	+1st
2004 —	Syracuse-AAA	International	66-78	.458	T5th
2005 —	Syracuse-AAA	International	71-73	.493	4th
2009 —	Peoria-A	Midwest	81-57	.587	*4th/1st
MINOR LEAGUE TOTALS			644-617	.511	
+Lost League Championship Series ... *Lost Western Division Semifinal Round vs. Cedar Rapids					

Mike Mason — Pitching Coach

FULL NAME: Michael P. Mason

BORN: 11/21/58 in Fairbault, MN

RESIDENCE: Excelsior, MN

FAMILY: Married — Terri ... Children — Derek and Stephanie



The former Chicago Cub begins his sixth year as Triple-A Iowa's pitching coach, his 22nd year in coaching.

Ⓢ Prior to joining the Cubs, was the Royals minor league pitching coordinator for four seasons from 2004-07.

Ⓢ In 2004, also handled interim pitching coach duties at the major league level.

Ⓢ Served as pitching coach for the Phillies Triple-A club, Scranton/Wilkes-Barre, in 2002-03 after serving as Kansas City's minor league pitching instructor the previous two seasons.

Ⓢ From 1991-99, was a coach in the Royals system ... had stops in Appleton (1991-92), Memphis (1993-94), Springfield (1995), Lansing (1996-97) and Wichita (1998-99).

Ⓢ Played eight seasons with Texas, the Cubs (1987) and Minnesota, posting a 29-39 record with a 4.53 ERA from 1982-89.

Ⓢ Attended Normandale Community College in Bloomington, Minn. and Oral Roberts University.

Brian Harper — Hitting Coach

FULL NAME: Brian David Harper

BORN: 10/16/59 in Los Angeles, CA

RESIDENCE: Scottsdale, AZ

FAMILY: Married — Kimberly ... Children — Brett, Derek, Lance, John, Tommy and Aja



Brian enters his first season as hitting coach for Triple-A Iowa, and his third season with the organization ... managed Single-A Daytona in 2012 after managing Double-A Tennessee to the Southern League Championship round in 2011.

Ⓢ Owns a 481-499 (.491) career minor league managerial record in the Angels (2001-07), Giants (2010) and Cubs organizations.

Ⓢ Has led his clubs to the playoffs four times, including 2006-07 with Triple-A Salt Lake and Single-A San Jose in 2010 (California League Champions).

Ⓢ Former catcher played 16 seasons in the majors (1979-95), logging a .295 career average with 63 home runs and 423 RBI in 1,001 major league contests with the California Angels (1979, 1981), Pittsburgh (1982-84), St. Louis (1985), Detroit (1986), Oakland (1987, 1995), Minnesota (1988-93) and Milwaukee (1994).

Ⓢ His son, Brett, plays for Montclova in the Mexican League, while another of his sons, Lance, plays in Kansas City's system.

Iowa Cubs (AAA) – 2012 Recap and Statistics

OVERALL RECORD: 53-87, 4th, -28.0

MANAGER: Dave Bialas

PACIFIC COAST LEAGUE MID-SEASON ALL-STAR: Josh Vitters

PCL PLAYER/PITCHER OF THE WEEK WINNERS: Chris Rusin (May 7-13)

BATTERS	AVG	G	AB	R	H	TB	2B	3B	HR	RBI	SH	SF	HP	BB	IBB	SO	SB	CS	GDP	E	SLG	OBP
* Adduci, J	.306	42	147	27	45	64	9	2	2	17	3	2	1	17	2	40	7	4	2	1	.377	.435
Amaya, G	1.000	1	1	1	1	2	1	0	0	0	0	0	0	0	0	0	0	0	0	1.000	2.000	
# Amezaga, A	.274	113	398	65	109	148	17	2	6	42	1	2	1	37	1	60	12	3	7	18	.336	.372
Apodaca, J	.280	52	132	10	37	49	9	0	1	18	0	0	1	22	1	26	0	0	4	3	.387	.371
* Campana, T	.280	37	143	24	40	47	2	1	1	4	8	1	1	12	0	34	18	7	0	4	.338	.329
* Cardenas, A	.300	65	243	30	73	112	22	4	3	32	1	4	1	33	2	32	5	0	7	6	.381	.461
Castillo, W	.260	44	146	22	38	62	6	0	6	22	0	2	5	23	0	37	0	0	8	8	.375	.425
* Clevenger, S	.462	5	13	5	6	11	2	0	1	3	0	0	0	2	0	0	0	0	1	0	.533	.846
* DeWitt, B	.127	30	102	5	13	16	3	0	0	5	0	0	2	14	0	23	0	0	0	3	.246	.157
Esposito, B	.225	41	120	6	27	33	6	0	0	8	0	0	1	6	0	28	0	0	5	2	.268	.275
Frazier, J	.275	27	69	6	19	26	4	0	1	7	0	2	1	5	0	12	0	0	2	0	.325	.377
Gonzalez, E	.286	9	28	1	8	11	1	1	0	3	0	0	0	2	0	4	1	0	3	0	.333	.393
Hernandez, D	.241	60	158	10	38	55	9	1	2	13	1	2	0	9	0	20	1	0	4	5	.278	.348
* Jackson, B	.256	106	407	66	104	195	22	12	15	47	2	5	6	47	1	158	27	5	1	5	.338	.479
* Lalli, B	.259	93	301	33	78	119	20	0	7	40	0	6	0	17	1	54	0	1	7	3	.293	.395
Mota, J	.235	7	17	3	4	10	1	1	1	5	0	0	0	1	0	3	0	0	0	0	.278	.588
Recker, A	.286	3	7	1	2	3	1	0	0	0	0	0	0	2	0	2	0	0	0	0	.444	.429
* Rizzo, A	.342	70	257	48	88	179	18	2	23	62	0	0	4	23	2	52	2	2	10	9	.405	.696
Rohan, G	.290	27	107	11	31	48	5	0	4	24	0	1	0	7	1	18	0	0	1	3	.330	.449
Samson, N	.280	19	50	8	14	15	1	0	0	3	0	0	1	3	0	4	0	1	1	1	.333	.300
Sappelt, D	.266	133	500	50	133	188	26	4	7	54	6	6	2	36	1	73	15	6	13	4	.314	.376
Soto, G	.188	5	16	1	3	5	2	0	0	0	0	0	1	0	0	5	0	0	1	0	.235	.313
# Tolbert, M	.240	113	329	38	79	100	16	1	1	13	8	2	2	34	4	66	9	5	5	7	.313	.304
* Valbuena, L	.303	58	211	38	64	107	17	1	8	31	0	6	1	28	1	50	1	1	3	5	.378	.507
Vitters, J	.304	110	415	54	126	213	32	2	17	68	0	2	5	30	4	77	6	3	8	23	.356	.513
Wright, T	.287	68	230	34	66	100	19	0	5	33	1	1	4	18	1	45	3	2	11	2	.348	.435
TOTALS	.270	140	4729	613	1277	1956	275	34	112	563	55	47	40	437	22	999	108	41	105	129	.334	.414

Minor League Operations

PITCHERS	W-L	ERA	G	GS	CG	GF	SHO	SV	IP	H	R	ER	HR	HB	BB	IBB	SO	WP	BK	WHIP
Amezaga, A	0-0	0.00	1	0	0	1	0	0	0.1	0	0	0	0	0	0	0	0	0	0	0.00
Apodaca, J	0-0	9.00	1	0	0	1	0	0	1.0	1	1	1	0	0	3	0	0	0	0	4.00
Asencio, J	0-1	1.35	13	0	0	12	0	5	13.1	6	4	2	1	0	4	0	13	1	0	0.75
Batista, F	0-0	5.87	6	0	0	1	0	0	7.2	9	6	5	1	0	4	0	5	1	0	1.70
* Beliveau, J	4-5	3.89	37	0	0	13	0	0	44.0	44	21	19	4	0	18	0	52	2	1	1.41
Berlind, D	0-0	108.00	1	0	0	0	0	0	0.1	3	4	4	0	0	2	0	0	0	0	15.00
Bowden, M	3-2	2.76	23	0	0	11	0	2	32.2	19	12	10	2	0	17	2	35	1	2	1.10
Cabrera, A	2-0	4.19	13	0	0	7	0	0	19.1	29	13	9	4	2	4	0	29	2	0	1.71
Caridad, E	1-4	3.03	44	2	0	14	0	0	65.1	52	28	22	4	0	29	2	65	6	1	1.24
Chapman, J	0-2	7.71	8	0	0	4	0	0	9.1	11	8	8	0	0	7	2	10	2	0	1.93
Coleman, C	2-4	4.34	13	11	0	1	0	0	58.0	53	29	28	4	2	25	2	52	0	0	1.34
Corpas, M	0-2	4.01	19	0	0	5	0	0	33.2	30	16	15	4	4	9	1	19	2	0	1.16
De La Cruz, F	1-6	3.80	27	14	0	1	0	0	94.2	91	47	40	6	3	58	0	57	16	0	1.57
Dolis, R	0-1	2.51	13	0	0	11	0	3	14.1	15	4	4	1	0	6	0	14	1	1	1.47
Esposito, B	0-0	6.75	4	0	0	4	0	0	4.0	6	3	3	2	0	0	0	2	0	0	1.50
Harris, T	2-3	4.88	8	5	0	0	0	0	31.1	32	19	17	3	1	10	0	26	3	0	1.34
Hatley, M	1-0	8.22	12	0	0	4	0	0	15.1	14	14	14	0	0	10	0	18	5	0	1.57
Jackson, J	3-7	6.57	37	9	0	3	0	0	86.1	105	67	63	14	3	43	1	76	5	0	1.71
Lalli, B	0-0	13.50	1	0	0	0	0	0	0.2	1	1	1	0	0	2	0	0	0	0	4.50
Lindsay, S	0-0	---	1	0	0	0	0	0	0.0	1	4	4	0	0	4	0	0	1	0	
Lopez, R	2-5	5.28	18	15	0	0	0	0	73.1	84	47	43	8	1	26	0	55	0	0	1.50
MacDougal, M	1-2	7.85	19	0	0	5	0	1	18.1	31	18	16	3	1	16	2	11	3	0	2.56
* Maine, S	4-2	2.88	28	0	0	20	0	5	34.1	21	12	11	1	3	13	1	29	1	0	0.99
Marmol, C	0-0	0.00	2	0	0	0	0	0	2.0	1	0	0	0	0	2	0	4	2	0	1.50
McClung, S	1-2	6.32	4	3	0	0	0	0	15.2	24	14	11	3	1	10	1	16	3	0	2.17
Mota, J	0-0	0.00	1	0	0	1	0	0	1.0	1	0	0	0	0	0	0	1	0	0	1.00
Negrin, Y	0-1	3.60	3	3	0	0	0	0	15.0	20	7	6	1	1	4	0	9	3	1	1.60
Parker, B	1-1	3.42	21	0	0	15	0	6	23.2	16	9	9	3	0	6	0	22	0	0	0.93
* Raley, B	4-8	3.62	14	14	1	0	1	0	82.0	87	39	33	7	3	28	0	69	2	0	1.40
* Ramirez, H	0-1	4.58	3	3	0	0	0	0	17.2	22	9	9	2	0	5	1	4	0	0	1.53
* Robertson, N	0-2	8.10	14	0	0	3	0	0	20.0	30	19	18	6	1	4	1	15	0	0	1.70
* Rowland-Smith, R	3-6	3.94	30	8	0	2	0	0	77.2	75	43	34	6	4	41	1	62	3	1	1.49
* Rusin, C	8-9	4.55	25	25	0	0	0	0	140.1	146	81	71	17	8	53	2	94	7	1	1.42
Searle, R	1-0	0.00	2	0	0	0	0	0	6.2	4	0	0	0	0	2	0	5	0	0	0.90
Socolovich, M	0-0	5.40	3	0	0	0	0	0	3.1	3	3	2	1	0	0	0	5	0	0	0.90
Volstad, C	3-5	5.17	12	12	0	0	0	0	71.1	86	48	41	7	4	19	0	52	0	2	1.47
Wells, R	3-3	7.89	9	9	0	0	0	0	43.1	52	39	38	6	3	18	0	29	2	0	1.62
* Wood, T	3-3	4.57	7	7	0	0	0	0	41.1	48	22	21	5	1	11	0	39	1	1	1.43
TOTALS	53-87	4.67	140	140	1	139	7	22	1218.2	1273	711	632	126	46	513	19	994	75	11	1.47

*Left-handed Batter/Pitcher ... #Switch-hitter

TENNESSEE SMOKIES (AA)

LEAGUE: Southern League (North Division)

CLUB INFORMATION: Smokies Park, 3540 Line Drive, Kodak, TN 37764 ... (865) 286-2300 ... www.smokiesbaseball.com ... @smokiesbaseball

PRESIDENT/GENERAL MANAGER: Doug Kirchhofer/Brian Cox ... **MEDIA CONTACT:** Adam Kline

ATHLETIC TRAINER: Scott Barringer (first season with Cubs organization, at Tennessee)

FIRST YEAR AS CUBS AFFILIATE: 2007

Buddy Bailey — Manager

FULL NAME: Welby Sheldon Bailey, Jr.

BORN: 3/28/57 in Norristown, PA

RESIDENCE: Madison Heights, VA

FAMILY: Single



Buddy begins his second season at the helm of Double-A Tennessee after guiding Single-A Daytona to a 215-196 (.523) record from 2009-11, including the 2011 Florida State League Championship ... a minor league skipper for 24 years, he recorded his 1,600th career victory in Tennessee's July 6 win over Jacksonville.

- Ⓒ Managed Venezuela's Tigres de Aragua to the 2009 Caribbean World Series title.
- Ⓒ Began his tenure with Chicago as the organization's catching and base-running coordinator in 2006 before taking over as Daytona's interim manager during the second half of the season.
- Ⓒ Prior to his time with Chicago, he worked within the Boston (1991-2004) and Atlanta (1982-90) organizations.
- Ⓒ Began his managerial career with the Braves in 1983, heading up their Appalachian League team ... he spent eight years managing various teams in Atlanta's organization before getting hired as Boston's Single-A Lynchburg manager.
- Ⓒ Managed at Lynchburg for two seasons before being promoted to Triple-A Pawtucket, where he managed from 1993-96 and 2002-04 ... also served as the Red Sox minor league catching instructor, minor league field coordinator, roving catching instructor and advance scout.
 - ♦ Spent the 2000 season with the big league club as bench coach and catching instructor.
- Ⓒ The former catcher played professionally for three years, batting .210 with six homers and 45 RBI in 119 games in the Braves organization.
- Ⓒ Graduated from Lynchburg College in 1979.

MANAGERIAL RECORD

YEAR	TEAM	LEAGUE	W-L	PCT	STANDING
1983	— Pulaski	Appalachian	45-26	.639	2nd
1984	— Pulaski	Appalachian	37-32	.536	+1st
1985	— Sumter	South Atlantic	72-63	.533	1st/3rd
1986	— Durham	Carolina	72-68	.514	3rd/2nd
1987	— Sumter	South Atlantic	75-62	.547	2nd/3rd
1988	— Durham	Carolina	30-13	.698	1st
	— Greenville	Southern	64-36	.640	1st/1st
1989	— Greenville	Southern	70-69	.504	5th/1st
1990	— Greenville	Southern	57-87	.396	5th/5th
1991	— Lynchburg-A	Carolina	67-72	.482	+2nd/1st
1992	— Lynchburg-A	Carolina	77-58	.565	+1st/1st
1993	— Pawtucket-AAA	International	60-82	.423	4th
1994	— Pawtucket-AAA	International	78-64	.549	1st
1995	— Pawtucket-AAA	International	70-71	.496	3rd
1996	— Pawtucket-AAA	International	78-64	.549	1st
2002	— Pawtucket-AAA	International	60-82	.423	5th
2003	— Pawtucket-AAA	International	83-61	.576	+1st
2004	— Pawtucket-AAA	International	73-71	.507	T2nd
2006	— Daytona-A*	Florida State	34-31	.523	2nd
2007	— Iowa-AAA	Pacific Coast	79-65	.549	2nd
2008	— Tennessee-AA	Southern	62-77	.446	5th/2nd
2009	— Daytona-A	Florida State	64-71	.474	3rd/5th
2010	— Daytona-A	Florida State	75-64	.540	5th/2nd
2011	— Daytona-A	Florida State	76-61	.555	*1st/5th
2012	— Tennessee-AA	Southern	72-68	.514	2nd/2nd

MINOR LEAGUE TOTALS

1630-1518 .518

*Won League Championship Series ... +Lost League Championship Series

*Interim Manager

Jeff Fassero — Pitching Coach

FULL NAME: Jeffrey Joseph Fassero (*fuh-SAIR-oh*)

BORN: 1/5/63 in Springfield, IL

RESIDENCE: Paradise Valley, AZ

FAMILY: Married — Cathy ... Children — Trevor, Blake and Chelsea



Jeff is in his second season as Tennessee's pitching coach after handling the same duties with Single-A Peoria in 2011 and Single-A Boise in 2010 ... the 2010 season was his first as a coach in Chicago's organization after playing for the Cubs for two years (2001-02).

- Ⓒ Had his finest season with the Cubs in 2001 when he recorded a 4-4 record, 3.42 ERA, 25 holds and 12 saves in 82 relief appearances, a club-record for a left-handed pitcher ... all told, was 9-10 with a 4.55 ERA and 12 saves in 139 relief appearances for Chicago.
- Ⓒ In his 16-year major league career, went 121-124 with a 4.11 ERA between Montreal (1991-96), Seattle (1997-99), Texas (1999), Boston (2000), the Cubs, St. Louis (2002-03), Colorado (2004), Arizona (2004) and San Francisco (2005-06).
- Ⓒ Attended Lincoln Land Community College in Springfield, Ill., and the University of Mississippi ... is a 1981 graduate of Griffin High School in Springfield, Ill.

Desi Wilson — Hitting Coach

FULL NAME: Desi Bernard Wilson

BORN: 5/9/68 in Glen Cove, NY

RESIDENCE: Gilbert, AZ

FAMILY: Married — Kristi ... Children — Tayah, Hillary, Rhalee and Desi Jr.



Desi enters his sixth season in the Cubs organization, his first as Double-A Tennessee's hitting coach ... held a similar position with Single-A Boise in 2008-09 and 2011, and with Rookie League Mesa in 2010.

- Ⓒ Appeared in 41 games for the San Francisco Giants in 1996, hitting .271 with two home runs and 12 RBI.
 - ♦ Was acquired by the Giants from Texas December 22, 1994, along with Rich Aurilia, for John Burkett.
- Ⓒ Produced a .307 career minor league batting average in 10 seasons and 1,043 games with five organizations (Texas, San Francisco, Arizona, the White Sox and Montreal).
- Ⓒ Originally drafted by Boston in the 15th round of the 1987 draft, but did not sign ... selected by Houston in the 87th round of the 1989 draft, but did not sign ... signed with Texas after he was chosen in the 30th round of the 1991 draft.

Tennessee Smokies (AA) – 2012 Recap and Statistics

OVERALL RECORD: 72-68 (35-35 first half, 2nd, -7.0 and 37-33 second half, 2nd, -4.0)

MANAGER: Buddy Bailey

SOUTHERN LEAGUE MID-SEASON ALL-STARS: Jim Adduci, Frank Batista, Justin Bour, Alberto Cabrera and Kevin Rhoderick

SOUTHERN LEAGUE POST-SEASON ALL-STAR: Justin Bour

SOUTHERN LEAGUE PLAYER/PITCHER OF THE WEEK WINNER: Justin Bour (July 30-August 5)

SEASON NOTES: Manager Buddy Bailey won his 1,600th career game, July 6, against Jacksonville ... Logan Watkins led the league with 93 runs scored, and finished second with 76 walks and 11 triples ... Nick Struck led the league with 14 wins, was third with 155.2 innings pitched and fourth with a 3.18 ERA ... Justin Bour was second in the league with 110 RBI, tied for second with 53 extra-base hits and was third with 36 doubles ... Jae-Hoon Ha was selected to play for the World Team in the SiriusXM All-Star Futures Game.

BATTERS	AVG	G	AB	R	H	TB	2B	3B	HR	RBI	SH	SF	HP	BB	IBB	SO	SB	CS	GDP	E	SLG	OBP
* Adduci, J	.294	84	252	40	74	103	12	1	5	27	7	3	0	31	3	47	11	3	2	1	.367	.409
Apodaca, J	.309	31	81	12	25	36	8	0	1	11	0	2	2	18	0	14	1	1	4	1	.437	.444
* Bour, J	.283	138	506	64	143	230	36	0	17	110	0	6	3	62	10	115	4	1	12	19	.360	.455
Brenly, M	.227	84	269	24	61	92	13	0	6	28	5	0	0	26	2	59	1	2	7	2	.295	.342
* Burgess, M	.259	119	332	41	86	140	22	1	10	43	1	1	2	45	2	63	0	0	13	1	.350	.422
Castillo, W	.364	5	11	3	4	10	0	0	2	6	0	0	1	5	0	3	0	0	1	0	.588	.909
* Cerda, M	.266	85	259	38	69	92	10	2	3	15	0	1	1	54	1	59	4	0	5	18	.394	.355
Flores, L	.167	26	72	4	12	18	3	0	1	11	2	1	1	16	0	13	0	0	1	3	.322	.250
Ha, J	.273	121	465	63	127	179	28	3	6	47	3	3	8	50	0	96	11	5	9	6	.352	.385
Harrington, D	.256	24	39	5	10	14	2	1	0	1	2	0	0	1	0	12	0	0	1	1	.275	.359
Lake, J	.279	103	405	56	113	175	26	3	10	50	2	2	4	35	0	105	21	12	5	32	.341	.432
Mota, J	.293	21	58	8	17	30	4	0	3	10	0	0	0	5	1	16	0	0	0	3	.349	.517
Noble, C	.121	19	58	3	7	8	1	0	0	9	0	1	0	3	0	18	0	0	3	0	.161	.138
* Perez, A	.205	43	127	16	26	51	6	2	5	17	0	1	1	13	1	35	1	2	2	1	.282	.402
Recker, A	.200	4	15	1	3	7	1	0	1	4	0	0	0	0	0	7	0	0	0	0	.200	.467
Ridling, R	.190	68	226	25	43	76	7	1	8	36	0	5	0	28	2	55	2	2	5	2	.274	.336
Rohan, G	.263	28	95	13	25	50	10	0	5	17	0	0	3	12	0	19	0	0	0	4	.364	.526
Samson, N	.271	75	210	27	57	75	12	0	2	14	2	2	0	15	1	32	4	0	7	3	.317	.357
* Silva, R	.263	20	80	8	21	33	0	3	2	13	0	1	0	2	0	17	3	0	0	2	.277	.413
Soto, E	.220	82	209	16	46	59	5	4	0	15	5	2	1	27	0	45	2	3	5	6	.310	.282
Szczur, M	.210	35	143	24	30	51	7	4	2	6	0	0	1	14	0	29	4	2	0	1	.285	.357
* Watkins, L	.281	133	488	93	137	206	20	11	9	52	14	3	7	76	0	97	28	7	7	9	.383	.422
Wright, T	.429	5	14	2	6	10	1	0	1	4	0	1	0	0	0	0	0	0	1	0	.400	.714
TOTALS	.253	140	4552	595	1152	1758	237	36	99	549	67	36	35	552	23	1015	97	40	95	132	.336	.386

Minor League Operations

PITCHERS	W-L	ERA	G	GS	CG	GF	SHO	SV	IP	H	R	ER	HR	HB	BB	IBB	SO	WP	BK	WHIP
* Antigua, J	1-1	3.83	20	2	0	4	0	1	40.0	41	17	17	6	0	13	0	40	1	0	1.35
Batista, F	2-0	2.22	43	0	0	33	0	24	52.2	38	14	13	6	0	21	2	39	1	0	1.12
Beeler, D	6-7	4.24	27	27	1	0	0	0	136.0	166	74	64	11	4	48	1	70	3	1	1.57
Berlind, D	0-2	13.50	7	0	0	3	0	0	8.0	15	12	12	0	1	8	0	5	3	0	2.88
Brigham, J	0-2	19.64	2	2	0	0	0	0	3.2	11	9	8	1	0	4	0	3	0	0	4.09
Cabrera, A	2-1	2.52	23	0	0	13	0	5	35.2	30	15	10	2	0	10	0	45	1	0	1.12
Castillo, L	0-0	3.00	2	2	0	0	0	0	3.0	3	1	1	0	0	2	0	2	0	1	1.67
Chapman, J	0-0	0.00	2	0	0	0	0	0	2.0	0	0	0	0	0	0	0	2	0	0	0.00
Dolis, R	0-0	0.00	2	0	0	0	0	0	2.0	2	0	0	0	0	1	0	0	2	0	1.00
* Harman, C	1-4	4.88	34	2	0	13	0	0	55.1	69	35	30	10	0	11	0	43	3	0	1.45
Harrington, D	0-0	0.00	3	0	0	3	0	0	2.1	3	0	0	0	0	1	0	2	0	0	1.71
Harris, T	0-2	3.68	14	2	0	3	0	0	29.1	31	14	12	1	4	16	2	19	3	0	1.60
Hatley, M	3-1	3.40	28	0	0	13	0	4	45.0	36	18	17	3	0	20	3	46	2	0	1.24
* Jokisch, E	7-2	2.91	18	17	1	0	0	0	105.0	86	35	34	7	4	33	0	63	0	0	1.13
* Kirk, A	2-0	3.09	5	4	1	0	0	0	23.1	18	9	8	3	0	12	0	13	0	0	1.29
McNutt, T	9-8	4.26	34	17	0	4	0	0	95.0	93	58	45	12	7	45	0	66	6	2	1.45
Mota, J	1-0	0.00	2	0	0	2	0	0	2.0	1	0	0	0	0	0	0	0	0	0	0.50
Negrin, Y	1-0	0.00	1	1	0	0	0	0	5.0	1	0	0	0	0	1	0	4	0	0	0.40
* Raley, B	2-2	3.51	8	8	0	0	0	0	48.2	47	19	19	2	4	12	0	29	1	0	1.21
Rhee, D	9-8	4.81	27	26	0	0	0	0	142.1	168	93	76	18	9	51	1	78	5	0	1.54
Rhoderick, K	2-8	4.99	44	0	0	17	0	8	57.2	49	37	32	5	3	47	1	53	5	1	1.66
* Rosscup, Z	0-1	4.84	11	1	0	0	0	0	22.1	14	12	12	1	1	19	0	29	3	0	1.48
* Rusin, C	0-0	0.00	1	1	0	0	0	0	3.0	0	0	0	0	0	0	0	1	0	0	0.00
Samson, N	0-0	9.00	2	0	0	2	0	0	2.0	4	3	2	0	1	0	0	1	0	0	2.00
Schlitter, B	3-4	3.00	29	0	0	14	0	6	42.0	43	19	14	2	0	11	0	44	1	0	1.29
Searle, R	1-2	4.07	8	2	0	0	0	0	24.1	26	14	11	2	1	11	0	17	1	0	1.52
Struck, N	14-10	3.18	28	26	0	0	0	0	155.2	140	69	55	14	6	44	1	123	4	0	1.18
Weathers, C	4-2	6.62	31	0	0	7	0	0	34.0	25	26	25	2	7	53	0	29	6	0	2.29
Weismann, S	0-0	0.00	2	0	0	0	0	0	4.2	2	0	0	0	0	2	0	1	0	0	0.86
Zeller, J	0-0	0.00	1	0	0	1	0	0	1.0	0	0	0	0	0	0	0	1	0	0	0.00
Zych, T	2-1	4.38	20	0	0	5	0	0	24.2	26	12	12	1	3	12	0	28	1	0	1.54
TOTALS	72-68	3.92	140	140	3	137	7	48	1207.2	1188	615	526	109	56	507	11	898	50	5	1.40

*Left-handed Batter/Pitcher ... #Switch-hitter

DAYTONA CUBS (A)

LEAGUE: Florida State League (East Division)

CLUB INFORMATION: Jackie Robinson Ballpark, 105 E. Orange Avenue, Daytona Beach, FL 32114 ... (386) 257-3172 ... www.daytonacubs.com ... @daytonacubs

PRESIDENT/GENERAL MANAGER: Andy Rayburn/Bill Papiernak ... **MEDIA CONTACT:** Robbie Aaron

ATHLETIC TRAINER: Peter Fagan (third year in Cubs organization, 30th year in baseball)

FIRST YEAR AS CUBS AFFILIATE: 1993

Dave Keller — Manager

FULL NAME: David Lloyd Keller

BORN: 9/28/59 in Fontana, CA

RESIDENCE: Tampa, FL

FAMILY: Married — Dana ... Children — Madison and Justin



Dave begins his 10th season in the Cubs organization and boasts 28 years of minor league coaching and managerial experience ... served as Triple-A Iowa's hitting coach in 2012 after handling major league staff assistant duties in 2011.

- Ⓢ Joined the Cubs in 2004 and spent the 2004-10 seasons as the minor league hitting coordinator.
- Ⓢ Was a major league staff assistant and bullpen catcher for the Cleveland Indians from 2001-03.
- Ⓢ Served as minor league hitting coordinator for the Indians from 1999-2000 before moving to the major league staff in 2001.
- Ⓢ Managed in the minor leagues in the Cincinnati (1987-89), Cleveland (1990-94) and White Sox (1996) organizations.
- Ⓢ Named Carolina League Manager of the Year for the 1993 season after guiding Kinston to the postseason.
- Ⓢ The former first baseman played professionally in the Reds organization for three seasons (1982-84), batting .289 with 22 homers and 108 RBI ... was drafted by Cincinnati in the 28th round of the 1982 draft.
- Ⓢ Attended West Texas State University for two years before transferring to the University of Northern Colorado, where he graduated in 1982 with a bachelor's degree in education.

MANAGERIAL RECORD					
YEAR	TEAM	LEAGUE	W-L	PCT	STANDING
1987 —	Billings	Pioneer	44-25	.638	2nd
1988 —	Billings	Pioneer	35-34	.507	3rd
1989 —	Billings	Pioneer	26-41	.388	3rd
1990 —	Burlington	Appalachian	35-37	.486	6th
1991 —	Burlington	Appalachian	40-27	.597	*1st
1992 —	Kinston	Carolina	65-71	.478	3rd/4th
1993 —	Kinston	Carolina	71-67	.514	+1st/2nd
1994 —	Kinston	Carolina	60-78	.406	2nd/4th
1996 —	South Bend	Midwest	54-82	.397	5th
MINOR LEAGUE TOTALS			430-462	.482	

*Lost Championship Series to Pulaski

+Lost Opening Round to Winston-Salem

Storm Davis — Pitching Coach

FULL NAME: George E. Davis

BORN: 12/26/61 in Dallas, TX

RESIDENCE: Jacksonville, FL

FAMILY: Married — Angie ... Children — Zachary, Justin, Caleb, Stephanie and Erin



Storm, who pitched in the majors for 13 seasons from 1982-94, begins his first season in the Cubs organization as Single-A Daytona's pitching coach.

- Ⓢ Spent the previous two seasons as Single-A Hickory's pitching coach in the Texas Rangers organization ... in his pro coaching debut in 2011, Hickory allowed the third-fewest runs in the South Atlantic League.
- Ⓢ Was a coach for The Bolles Academy in Jacksonville, Fla., winning the Class 3Z Florida state championship in both 2009 and 2010.
- Ⓢ Compiled a 113-96 record with a 4.02 ERA in 442 games (239 starts) with Baltimore (1982-86, 1992), San Diego (1987), Oakland (1987-89, 1993), Kansas City (1990-91) and Detroit (1993-94).
- Ⓢ Pitched on three World Series clubs, including championship teams in Baltimore (1983) and Oakland (1989).
- Ⓢ Selected by Baltimore in the seventh round of the 1979 draft.
- Ⓢ Graduated from Christian High School in Jacksonville, Fla., before attending Penn State University.

Mariano Duncan — Hitting Coach

FULL NAME: Mariano Duncan Nalasco

BORN: 3/13/63 in San Pedro de Macoris, D.R.

RESIDENCE: Miami, FL

FAMILY: Married — Monique ... Children — Mariano Jr., Christopher and Dustin



Mariano, a 12-year major league veteran infielder (1985-97), enters his third campaign in the Cubs organization, and his first as Single-A Daytona's hitting coach after serving as Double-A Tennessee's hitting coach in 2011-12.

- Ⓢ Was the Los Angeles Dodgers big league first base coach from 2006-10.
- Ⓢ Coached in the Dodgers system with the Triple-A Las Vegas 51s in 2005, the Double-A Jacksonville Suns in 2004 and began his coaching career with the Gulf Coast League Dodgers in 2003.
- Ⓢ Has a career .267 batting average (1,247-for-4,677) with 233 doubles, 37 triples, 87 homers, 491 RBI and 174 stolen bases in 1,279 major league games in 12 professional seasons with the Dodgers (1985-89), Cincinnati (1989-91, 1995), Philadelphia (1992-95), the Yankees (1996-97) and Toronto (1997).
- Ⓢ Was a member of two World Series champions, the 1990 Cincinnati Reds and the 1996 New York Yankees.
- Ⓢ Inducted into the Dominican Republic Baseball Hall of Fame in 2008.
- Ⓢ As a youth in the Dominican Republic, played with fellow future big leaguers Juan Samuel and Tony Fernandez.

Daytona Cubs (A) – 2012 Recap and Statistics

OVERALL RECORD: 59-74 (30-38 first half, 5th, -12.5 and 29-36 second half, 6th, -7.5)

MANAGER: Brian Harper

FLORIDA STATE LEAGUE MID-SEASON ALL-STARS: Arismendy Alcantara, Austin Kirk, Nelson Perez, Greg Rohan, Matt Szczur

FLORIDA STATE LEAGUE PLAYER/PITCHER OF THE WEEK WINNER: Eric Jockisch (May 7-13)

SEASON NOTES: John Andreoli led the league with 55 stolen bases, 10 more than the second-place finisher ... he also led the league with 75 walks, and his .402 on-base percentage ranked third ... Matt Loosen tied for the league lead with 11 victories while his 1.14 WHIP was second ... Rubi Silva's 11 triples ranked second in the league.

BATTERS	AVG	G	AB	R	H	TB	2B	3B	HR	RBI	SH	SF	HP	BB	IBB	SO	SB	CS	GDP	E	SLG	OBP
# Alcantara, A	.302	85	331	47	100	148	13	7	7	51	2	5	2	19	0	61	25	4	5	35	.339	.447
Andreoli, J	.289	121	412	68	119	155	17	8	1	25	3	2	4	75	0	89	55	20	5	7	.402	.376
Baez, J	.188	23	80	9	15	32	3	1	4	13	0	0	1	5	1	21	4	2	1	2	.244	.400
Bonne, E	.275	102	353	34	97	127	17	2	3	40	2	5	1	10	0	71	24	13	6	6	.293	.360
* Burruel, S	.244	14	41	3	10	13	3	0	0	1	0	0	1	3	0	10	0	0	0	3	.311	.317
* Cerda, M	.165	26	85	13	14	17	3	0	0	9	0	1	0	19	0	11	3	0	2	6	.314	.200
Davis, T	.223	52	157	15	35	49	8	0	2	26	0	2	1	21	0	24	3	2	7	5	.315	.312
# Frias, V	.316	15	38	2	12	14	2	0	0	1	0	0	1	4	0	8	3	2	0	0	.395	.368
Giansanti, A	.091	5	11	2	1	1	0	0	0	0	0	0	0	0	0	5	0	0	1	1	.091	.091
# Gibbs, M	.200	62	185	25	37	55	4	1	4	16	0	1	6	33	0	68	3	0	1	5	.338	.297
Harrington, D	.198	42	121	12	24	34	4	3	0	8	1	1	0	4	0	33	1	0	4	2	.222	.281
* Jones, R	.224	59	210	20	47	63	12	2	0	28	0	3	5	8	0	61	0	0	2	7	.265	.300
* Lopez, R	.269	35	119	18	32	48	10	0	2	12	0	1	0	13	0	14	1	0	2	3	.338	.403
Noble, C	.188	49	154	17	29	39	8	1	0	16	4	5	1	9	0	32	1	1	5	3	.231	.253
* Perez, N	.278	79	263	45	73	130	14	5	11	46	0	4	5	41	2	94	8	4	5	5	.380	.494
Ridling, R	.238	63	235	29	56	87	16	0	5	31	0	3	0	22	0	38	3	2	5	7	.300	.370
Rohan, G	.285	75	291	40	83	144	23	1	12	65	0	2	6	24	0	41	0	0	3	11	.350	.495
Saunders, T	.310	12	42	8	13	16	3	0	0	4	0	1	0	4	0	13	4	1	0	3	.362	.381
* Silva, R	.302	111	420	48	127	173	15	11	3	61	4	6	2	13	0	75	7	18	5	8	.322	.412
Soto, E	.231	9	26	3	6	8	2	0	0	1	0	0	0	2	0	2	0	1	0	1	.286	.308
Szczur, M	.295	78	295	68	87	120	19	4	2	34	2	4	4	47	1	50	38	12	2	1	.394	.407
Torreyes, R	.264	115	421	62	111	162	23	5	6	47	5	6	10	32	1	29	13	4	2	11	.326	.385
Villanueva, C	.250	25	84	14	21	38	5	0	4	9	0	1	0	10	0	24	5	2	0	3	.337	.452
TOTALS	.263	133	4374	602	1149	1673	224	51	66	544	23	52	51	418	5	874	201	88	63	147	.331	.382

Minor League Operations

PITCHERS	W-L	ERA	G	GS	CG	GF	SHO	SV	IP	H	R	ER	HR	HB	BB	IBB	SO	WP	BK	WHIP
* Burke, K	1-7	4.92	12	9	0	1	0	0	56.2	64	37	31	5	2	22	0	39	3	1	1.52
Castillo, L	0-0	0.00	1	1	0	0	0	0	4.0	3	1	0	0	0	1	0	4	0	0	1.00
Cates, Z	0-6	10.50	7	7	0	0	0	0	24.0	42	33	28	0	1	13	0	10	2	1	2.29
* Cervenk, H	0-0	3.86	11	0	0	4	0	0	18.2	21	10	8	2	0	11	0	19	3	0	1.71
Davis, T	0-0	0.00	1	0	0	1	0	0	1.0	1	0	0	0	0	0	0	0	0	0	1.00
* Del Valle, F	5-5	3.26	22	15	0	2	0	0	99.1	70	47	36	14	5	30	0	84	2	4	1.01
Figuerola, E	4-5	2.90	37	5	0	6	0	2	77.2	61	28	25	8	5	29	0	59	4	2	1.16
Francescon, P	3-6	3.75	17	17	1	0	0	0	84.0	83	42	35	8	1	24	0	53	1	0	1.27
* Harman, C	0-0	0.00	5	0	0	1	0	0	9.1	4	0	0	0	0	2	1	5	0	0	0.64
Harrington, D	0-0	0.00	1	0	0	1	0	0	0.2	0	0	0	0	0	2	0	0	0	0	3.00
Harris, T	2-1	2.53	16	0	0	7	0	0	21.1	12	8	6	3	0	13	0	22	3	0	1.17
Hendricks, K	1-0	4.24	5	4	0	0	0	0	17.0	17	8	8	3	1	3	0	11	0	0	1.18
* Iannazzo, M	0-0	0.00	3	0	0	1	0	0	5.1	3	0	0	0	0	2	1	2	0	0	0.94
* Jockisch, E	3-4	3.48	9	9	0	0	0	0	54.1	55	24	21	4	3	16	0	52	0	0	1.31
* Kirk, A	7-3	3.13	22	21	0	0	0	0	129.1	120	50	45	3	5	48	0	78	5	0	1.30
Loosen, M	11-5	4.07	23	23	0	0	0	0	112.2	83	58	51	8	12	46	1	110	7	1	1.14
* Loric, J	2-4	4.58	31	0	0	16	0	2	39.1	44	24	20	1	3	18	2	41	3	0	1.58
Morris, A	5-2	2.24	39	0	0	20	0	7	52.1	36	17	13	1	2	15	1	42	6	0	0.97
Schlitter, B	0-1	2.00	21	0	0	10	0	2	27.0	27	9	6	1	1	2	0	19	0	1	1.07
Searle, R	6-3	4.22	32	3	0	11	0	1	59.2	59	29	28	5	3	20	0	49	1	0	1.32
Simpson, H	2-3	6.98	14	4	0	1	0	1	38.2	51	32	30	5	3	29	0	16	3	5	2.07
* Spencer, M	0-1	8.76	11	0	0	0	0	0	12.1	12	12	12	0	1	16	1	8	1	0	2.27
Suarez, L	0-3	13.50	10	0	0	5	0	0	10.2	23	16	16	1	0	8	1	3	4	0	2.91
Wallach, B	0-0	8.18	7	0	0	1	0	0	11.0	19	11	10	1	1	5	0	8	2	0	2.18
Weismann, S	3-5	5.63	32	0	0	19	0	4	46.1	49	32	29	7	3	16	3	44	1	1	1.40
Whitenack, R	1-6	5.96	15	15	0	0	0	0	51.1	70	42	34	4	5	27	0	31	3	0	1.89
Zeller, J	0-1	3.66	17	0	0	1	0	0	32.0	29	16	13	0	0	13	0	29	3	1	1.31
Zych, T	3-3	3.19	27	0	0	24	0	6	36.2	32	16	13	0	2	7	1	36	2	0	1.06
TOTALS	59-74	4.12	133	133	1	132	5	25	1132.2	1090	602	518	84	59	438	12	874	59	17	1.35

*Left-handed Batter/Pitcher ... #Switch-hitter

KANE COUNTY COUGARS (A)

LEAGUE: Midwest League (Western Division)

CLUB INFORMATION: Fifth-Third Bank Ballpark ... One Cougar Trail, Geneva, IL 60134 ... (630) 232-8811 ... www.kccougars.com ... @KCCougars

MANAGING PARTNERS/GENERAL MANAGER: Mike Woleben and Mike Murtaugh/Curtis Haug ... **MEDIA CONTACT:** Shawn Touney

ATHLETIC TRAINER: Shane Nelson (first year with Kane County, third year in Cubs organization)

FIRST YEAR AS CUBS AFFILIATE: 2013

Mark Johnson — Manager

FULL NAME: Mark Landon Johnson

BORN: 9/12/75 in Wheat Ridge, CO

RESIDENCE: Perry, GA

FAMILY: Married — Suzanne ... Children — Will and Megan



Mark begins his first season at the helm of Single-A Kane County after managing Single-A Boise to post-season appearances in 2011 and 2012, including a spot in the League's championship series last season.

Guided the 2012 Boise Hawks to a Northwest League-best 24-14 second-half record ... after dispatching Yakima in the East Division Series, the Hawks fell to Vancouver in the League Championship series, two-games-to-one.

In 2011, his first year as a manager, led Boise to its first playoff berth since 2006.

Enjoyed 17 professional seasons (1994-2010) on the field, including 332 major league games with the White Sox (1998-2002), Oakland (2003), Milwaukee (2004) and St. Louis (2008) ... he most recently completed his second stint with Triple-A Iowa, having appeared with the team in 2005 and 2009-10.

The former big league catcher has a career .218 batting average (204-for-934) with 37 doubles, four triples, 16 homers and 83 RBI in 332 major league games.

Threw out 29.4-percent (67-for-228) of baserunners attempting to steal during his major league career.

Played for Team USA at the 1993 World Junior Championships.

Attended Warner Robins High School in Warner Robins, Ga.

MANAGERIAL RECORD					
YEAR	TEAM	LEAGUE	W-L	PCT	STANDING
2011	Boise-A	Northwest	36-40	.474	3rd/*3rd
2012	Boise-A	Northwest	37-39	.487	3rd/+1st
MINOR LEAGUE TOTALS			73-79	.480	
*Lost East Division Series ...					
+Won East Division Series, Lost League Championship Series					

Ron Villone — Pitching Coach

FULL NAME: Ronald T. Villone

BORN: 1/16/70 in Bergenfield, NJ

RESIDENCE: Upper Saddle River, NJ

FAMILY: Married — Brooke ... Children — Sofia, Megan and Ron



Ron begins his second season as a coach in the Cubs organization, as he handled pitching coach duties for Single-A Peoria in 2011.

A left-handed pitcher, played in all or part of 15 major league seasons from 1995-2009 with Seattle (1995, 2004-05), San Diego (1995-96), Milwaukee (1996-97), Cleveland (1998), Cincinnati (1999-2000), Colorado (2001), Houston (2001, 2003), Pittsburgh (2002), Florida (2005), the Yankees (2006-07), St. Louis (2008) and Washington (2009).

Finished his big league career with a 61-65 record, eight saves and a 4.73 ERA (614 ER/1,168.0 IP) ... reached the postseason with Houston in 2001 and with the Yankees in 2006 and 2007.

- Belted his lone career home run on August 15, 2003, in Cincinnati off the Reds Danny Graves ... was with Houston at the time.

Originally selected by Seattle in the first round (14th overall) of the 1992 draft.

Graduated from Bergenfield (N.J.) High School ... was a two-sport star at the University of Massachusetts, playing both baseball and football.

- Was an All-Conference Tight End on the gridiron at UMASS.

Pitched for Team USA in the 1992 Olympics in Barcelona.

Tom Beyers — Hitting Coach

FULL NAME: Thomas James Beyers

BORN: 4/9/58 in San Francisco, CA

RESIDENCE: Santa Maria, CA

FAMILY: Married — Diane ... Children — Mandy, Bryan and Karly



Tom returns for his 14th season with the Cubs organization, and his first as Single-A Kane County's hitting coach ... was Chicago's short-season hitting coordinator in 2012.

Was the organization's minor league hitting coordinator in 2011, following two seasons (2009-10) as Double-A Tennessee's hitting coach.

Managed the Single-A Boise Hawks to a 43-33 record in 2008, good for second place in the Northwest League East Division ... on August 30, 2008, captured his 500th win in his ninth season as a minor league manager ... managed three seasons in Boise (2004, 2007-08) ... named Northwest League Manager of the Year in 2004 after leading Boise to the league title.

Was Chicago's Double-A hitting coach in 2006 ... worked in the same capacity for Boise (2000-03, 2005).

Joined the Cubs organization as hitting coach at Single-A Eugene in 2000 after spending 21 seasons in Los Angeles' (N.L.) minor league system as a player, coach and manager ... was the Dodgers minor league hitting coordinator from 1995-99.

Managed during the 1988-92 and 1994 seasons, spending two years at Single-A Salem, three at Single-A Bakersfield and one at Double-A San Antonio.

Was hitting coach at Rookie-League Bradenton from 1984-86 and coached at Single-A Vero Beach in 1987.

Began his professional baseball career after being drafted by the Dodgers in the 15th round of the 1979 June Draft out of Cal Poly-San Luis Obispo ... the former outfielder played until 1983.

Peoria Chiefs (A) – 2012 Recap and Statistics

OVERALL RECORD: 63-75 (28-41 first half, 7th, -19.5 and 35-34 second half, 3rd, -9.0)

MANAGER: Casey Kopitzke

MIDWEST LEAGUE MID-SEASON ALL-STARs: Kyler Burke, Zeke DeVoss, Paul Hoilman and Rafael Lopez

MIDWEST LEAGUE PLAYER/PITCHER OF THE WEEK WINNERS: Javier Baez (July 9-15), Kyler Burke (June 4-10)

SEASON NOTES: Kyler Burke became the first Chiefs player to make the All-Star squad both as a pitcher (in 2012) and as a position player (in 2009) ... Paul Hoilman set a franchise record with a 24-game hitting streak from April 14-May 11 ... Michael Jensen finished fourth in the league with a 1.12 WHIP ... Dustin Geiger tied the franchise mark with eight RBI, August 1 at Quad Cities.

BATTERS	AVG	G	AB	R	H	TB	2B	3B	HR	RBI	SH	SF	HP	BB	IBB	SO	SB	CS	GDP	E	SLG	OBP
Baez, J	.333	57	213	41	71	127	10	5	12	33	0	3	10	9	0	48	20	3	3	15	.596	.244
Balaguert, Y	.208	39	149	10	31	39	5	0	1	18	0	1	0	5	0	49	0	1	8	0	.232	.262
* Burruel, S	.250	39	128	12	32	38	6	0	0	18	4	0	0	12	0	28	1	0	4	1	.314	.297
Cabezas, Y	.197	58	208	14	41	51	5	1	1	15	3	1	0	10	0	34	1	1	8	0	.233	.245
* Chen, P	.259	127	464	75	120	161	15	10	2	51	3	7	3	62	0	78	36	14	11	9	.345	.347
* Cuneo, R	.252	38	143	11	36	56	6	1	4	23	0	2	2	18	2	25	0	0	1	4	.339	.392
* Darvill, W	.224	116	447	49	100	137	16	6	3	35	5	4	1	39	1	83	11	6	4	38	.285	.306
Davis, T	.338	18	65	5	22	33	4	2	1	12	0	3	0	8	0	8	0	0	3	1	.395	.508
# DeVoss, Z	.249	125	465	88	116	172	24	7	6	38	10	4	20	82	3	118	35	16	4	28	.382	.370
Easterling, T	.243	70	268	29	65	98	17	2	4	28	3	3	9	21	1	76	18	10	11	6	.316	.366
Geiger, D	.251	75	303	42	76	141	14	0	17	53	0	5	4	20	1	79	1	1	4	20	.301	.465
Giansanti, A	.296	25	98	9	29	34	5	0	0	12	0	0	0	8	0	16	1	2	2	6	.349	.347
Golden, R	.192	7	26	1	5	5	0	0	0	0	0	1	1	0	0	9	1	0	0	1	.250	.192
* Gonzalez, E	.217	17	60	6	13	22	2	2	1	6	0	0	1	6	0	17	0	1	2	1	.299	.367
# Hernandez, M	.210	43	157	18	33	47	2	3	2	12	2	3	0	9	0	40	2	1	3	10	.249	.299
Hoilman, P	.237	109	413	48	98	162	30	5	8	61	0	4	6	50	3	155	1	0	6	19	.326	.392
Krist, C	.253	40	150	18	38	67	15	1	4	23	1	3	2	15	0	33	0	1	5	3	.324	.447
* Lopez, R	.265	31	117	14	31	40	7	1	0	12	1	3	0	17	0	13	1	0	4	3	.350	.342
* Rademacher, B	.221	35	122	16	27	36	7	1	0	11	3	0	0	10	0	26	2	1	2	1	.280	.295
* Rogers, J	.300	16	50	13	15	21	0	0	2	10	0	0	0	19	0	14	1	1	0	6	.493	.420
Saunders, T	.321	20	81	12	26	39	5	1	2	12	0	2	1	8	1	21	8	0	2	9	.380	.481
Soler, J	.338	20	80	14	27	41	5	0	3	15	0	0	2	6	2	6	4	1	3	1	.398	.513
# Zapata, O	.225	109	369	40	83	104	9	0	4	29	6	4	4	40	0	93	19	13	5	2	.305	.282
Zapenas, B	.273	24	77	13	21	24	3	0	0	3	1	0	0	14	0	16	1	1	0	5	.385	.312
TOTALS	.248	138	4653	598	1156	1695	212	48	77	530	42	52	66	489	14	1085	164	74	95	216	.325	.364

Minor League Operations

PITCHERS	W-L	ERA	G	GS	CG	GF	SHO	SV	IP	H	R	ER	HR	HB	BB	IBB	SO	WP	BK	WHIP
* Antigua, J	2-3	2.63	14	4	0	2	0	0	41.0	33	19	12	5	1	11	0	38	2	0	1.07
Berg, J	0-3	5.40	13	0	0	1	0	0	26.2	36	29	16	0	4	14	0	17	4	1	1.88
* Burke, K	2-2	2.31	15	10	0	2	0	1	74.0	57	27	19	5	3	22	0	52	6	3	1.07
Cates, Z	0-3	5.45	9	9	0	0	0	0	38.0	49	26	23	1	6	13	0	31	5	0	1.63
* Cervenk, H	3-0	2.54	15	0	0	8	0	1	28.1	23	13	8	1	0	10	0	28	2	0	1.16
* Concepcion, G	2-6	7.39	12	12	0	0	0	0	52.1	70	52	43	6	2	30	0	28	3	4	1.91
* Cruz, W	1-4	6.75	13	4	0	0	0	0	40.0	44	34	30	7	3	21	0	30	4	2	1.63
Cuneo, R	0-0	0.00	1	0	0	1	0	0	1.0	1	0	0	0	0	0	0	0	0	0	1.00
Francescon, P	5-1	1.86	9	9	0	0	0	0	53.1	28	15	11	5	7	14	0	42	5	0	0.79
Jensen, M	11-5	3.47	26	26	0	0	0	0	140.0	117	71	54	6	15	40	0	115	13	0	1.12
Levitt, P	0-1	1.99	14	0	0	11	0	1	22.2	23	13	5	0	3	12	1	25	2	1	1.54
Liria, L	2-5	4.55	39	0	0	15	0	5	59.1	50	36	30	3	4	46	3	52	14	2	1.62
* Lorick, J	0-0	0.52	15	0	0	12	0	6	17.1	9	1	1	0	2	8	0	25	1	1	0.98
* McDonald, S	1-3	1.89	33	0	0	7	0	0	62.0	45	20	13	3	4	16	0	57	2	0	0.98
* McKirahan, A	0-0	1.80	9	0	0	5	0	2	10.0	6	2	2	0	2	4	0	11	0	0	1.00
Pena, F	0-0	4.50	6	0	0	1	0	0	10.0	9	5	5	1	0	5	0	10	1	0	1.40
Perakslis, S	0-0	9.00	1	0	0	0	0	0	1.0	3	1	1	0	0	0	0	0	1	0	3.00
Peralta, S	5-8	3.44	20	17	0	1	0	0	99.1	80	55	38	11	4	42	0	86	14	1	1.23
Reed, A	5-8	3.65	38	0	0	19	0	1	61.2	67	32	25	4	6	24	3	49	16	0	1.48
Rosario, J	6-8	4.22	20	20	0	0	0	0	111.0	125	59	52	7	5	34	0	95	8	1	1.43
* Rosscup, Z	2-0	0.00	3	0	0	0	0	0	7.1	3	0	0	0	0	0	0	12	0	0	0.41
Shafer, B	1-2	4.63	23	0	0	11	0	0	35.0	34	20	18	3	5	19	0	36	6	0	1.51
Socorro, M	1-0	0.00	1	0	0	1	0	0	2.0	0	0	0	0	0	0	0	1	0	0	0.00
* Spencer, K	1-0	0.00	1	0	0	0	0	0	2.0	0	0	0	0	0	0	0	3	0	0	0.00
Suarez, L	3-2	4.15	29	0	0	13	0	5	43.1	48	24	20	2	1	21	1	38	6	0	1.59
Thomas, C	0-0	6.75	2	0	0	1	0	0	2.2	3	2	2	0	0	3	0	5	0	0	2.25
Wang, Y	4-5	3.92	37	9	0	21	0	12	78.0	72	43	34	7	2	27	0	82	7	1	1.27
Weismann, S	0-0	3.52	5	0	0	1	0	0	7.2	8	3	3	0	0	0	0	7	1	0	1.04
Wells, B	3-2	3.27	12	8	0	4	0	1	44.0	48	23	16	0	4	12	1	36	3	0	1.36
Zeller, J	3-4	3.75	11	10	0	0	0	0	60.0	69	33	25	4	3	12	0	22	2	0	1.35
TOTALS	63-75	3.70	138	138	0	137	7	35	1231.0	1160	658	506	81	86	460	9	1033	128	17	1.32

*Left-handed Batter/Pitcher ... #Switch-hitter

BOISE HAWKS (SHORT A)

LEAGUE: Northwest League (East Division)

CLUB INFORMATION: Memorial Stadium, 5600 Glenwood Street, Boise, ID 83714 ... (208) 322-5000 ... www.boisehawks.com ... @BoiseHawks

PRESIDENT/GENERAL MANAGER: Todd Rahr ... **MEDIA CONTACT:** Michael Safford

ATHLETIC TRAINER: Jonathan Fierro (first year in Cubs organization)

FIRST YEAR AS CUBS AFFILIATE: 2001

Gary Van Tol — Manager

FULL NAME: Gary Van Tol

BORN: 2/3/67 in Calgary, Alberta, Canada

RESIDENCE: Boise, ID

FAMILY: Married — Christina ... Children — Gehrig, Amaia, Peyton and Gibson



Gary begins his first year as the manager of the Single-A Boise Hawks after five seasons as the bench coach for the squad ... brings with him over 20 years of baseball coaching experience.

- © Has also served as an associate scout for the Cubs ... spends time coaching the Idaho Cubs scout team during the offseason, which is comprised of the top high school players in Idaho.
- © Served as an assistant coach for the Gonzaga University baseball team from 1991-93 and 2006-08.
- © Was an assistant coach and recruiting coordinator at the University of Portland from 2003-05.
- © During his college coaching career, he worked with 51 players who signed professionally ... 12 of them have played in the major leagues.
- © Was manager for Centralia (Wash.) Community College in 1994 and Treasure Valley Community College from 1997-2001 - guided the Chukars to four NJCAA Regional appearances in five years.
- © Played on Canada's National Team in the 1992 Pan Am Games, and spent two seasons playing professionally in the Netherlands for Neptunus.
- © Graduated from Gonzaga University in 1992, and was a two-year letterwinner on the baseball team ... earned first-team All-Pacific 10 Conference North honors in 1990 ... earned his Masters in Physical Education and Athletic Administration from Gonzaga in 1994.

David Rosario — Pitching Coach

FULL NAME: David Rosario

BORN: 6/4/65 in Brooklyn, NY

RESIDENCE: Manati, Puerto Rico

FAMILY: Single ... Children — Alex, Jonathan and Yareles



David begins his ninth year in the Cubs system and returns to Single-A Boise as pitching coach for the third-consecutive season after handling the same duties for Single-A Peoria in 2010 and Boise in 2009 ... was Single-A Daytona's pitching coach in 2008 and held the same position for Peoria in 2007.

- © Prior to his work with the Cubs, spent 18 years as a pitcher for Manati (Puerto Rican Winter League) — where his manager was Cubs bullpen coach, Lester Strobe.
 - ♦ Also served as bullpen coach during his final four seasons with Manati.
- © Pitched professionally in the minor leagues with the Cubs (1986-92), Yankees (1993) and Expos (1994).
- © Has seen managerial time in the Puerto Rican Summer League.

Bill Buckner — Hitting Coach

FULL NAME: William Joseph Buckner

BORN: 12/14/49 in Vallejo, CA

RESIDENCE: Boise, ID

FAMILY: Married — Jody ... Children — Brittany, Christen and Bobby



Bill begins his second season as Single-A Boise's hitting coach ... played for Chicago from 1977-84, winning the 1980 N.L. batting crown while being named a 1981 N.L. All-Star.

- © In 2011, managed the Brockton Rox to a 51-42 record in the Independent CanAm League, earning a post-season berth.
- © Served as the Chicago White Sox major league hitting coach in 1996 and 1997.
- © A veteran of 22 major league seasons, he played in 2,199 games with the Dodgers (1969-76), Cubs (1977-84), Red Sox (1984-87, 1990), Angels (1987-88) and Royals (1988-89).
- © Owned a .289 career batting average with 2,715 hits, 498 doubles, 174 home runs and 1,208 RBI in 2,517 big league games.
- © Played in two World Series, with the Dodgers in 1974 and the Red Sox in 1986.

THE FRIENDLY CONFINES OF WRIGLEY FIELD

Entering the 2013 campaign, there have been 12,389 home runs hit at Wrigley Field — 6,211 by the Cubs, 6,096 by their opponents and 82 by Federal League clubs (1914-1915).

The ballpark's single-season homer high is 233, recorded in 2004 (137 by the Cubs). The Cubs top Wrigley Field homer total is 137, also in 2004. Opponents hit 125 long balls at Wrigley Field in 2006, their most of any season.

Boise Hawks (A) – 2012 Recap and Statistics

OVERALL RECORD: 37-39 (13-25 first half, 3rd, -8.0 and 24-14 second half, 1st, +8.0)

POSTSEASON: Defeated Yakima two-games-to-one in the East Divisional Series,

Fell to Vancouver two-games-to-one in the Championship

MANAGER: Mark Johnson

NORTHWEST LEAGUE POST-SEASON ALL-STAR: Gioskar Amaya

NORTHWEST LEAGUE PLAYER/PITCHER OF THE WEEK WINNERS: Stephen Bruno (August 27-September 3), Ian Dickson (July 23-29), Trey Martin (July 9-15)

SEASON NOTES: Stephen Bruno won the Northwest League batting title, hitting .361, and finished the regular season with a 22-game hitting streak ... Bruno also led the league with 91 hits and a .442 on-base percentage while his 51 runs scored ranked second ... Gioskar Amaya led the league with 12 triples and 61 runs scored.

BATTERS	AVG	G	AB	R	H	TB	2B	3B	HR	RBI	SH	SF	HP	BB	IBB	SO	SB	CS	GDP	E	SLG	OBP
Almora, A	.292	15	65	9	19	29	7	0	1	6	0	0	0	0	0	5	0	1	3	0	.292	.446
Amaya, G	.298	69	272	61	81	135	6	12	8	33	2	4	6	33	1	65	15	5	1	9	.381	.496
Batista, X	.198	51	167	22	33	56	11	0	4	17	0	0	1	19	1	54	0	2	1	6	.283	.335
Bruno, S	.361	67	252	51	91	125	19	3	3	37	0	2	20	18	0	47	2	7	6	17	.442	.496
# Candelario, J	.281	71	278	34	78	110	14	0	6	47	0	3	3	26	0	55	2	1	6	20	.345	.396
Contreras, W	.273	64	249	32	68	89	10	1	3	39	0	1	5	11	1	54	3	2	7	8	.316	.357
* Dunston, S	.185	19	65	10	12	21	4	1	1	2	0	0	2	4	0	14	1	2	0	0	.254	.323
Escobar, C	.235	19	51	8	12	21	6	0	1	9	0	1	0	10	0	12	0	1	1	3	.355	.412
* Garsez, I	.228	25	79	17	18	30	3	3	1	7	0	2	4	7	0	28	2	1	0	4	.315	.380
* Gonzalez, E	.143	10	35	2	5	5	0	0	0	3	2	0	0	0	0	6	2	1	1	0	.143	.143
Gonzalez, G	1.000	1	1	0	1	1	0	0	0	1	0	0	0	0	0	0	0	0	0	0	1.000	1.000
# Hernandez, M	.286	67	269	39	77	112	12	4	5	38	2	2	0	10	0	36	8	3	3	22	.310	.416
# Inoa, B	.250	3	8	2	2	3	1	0	0	0	0	0	0	0	0	1	0	0	0	0	.250	.375
Kim, D	.250	33	112	16	28	51	8	0	5	14	0	0	2	4	0	33	3	0	2	1	.288	.455
Krist, C	.328	16	58	9	19	23	4	0	0	6	0	1	0	4	0	5	0	0	2	0	.365	.397
* Marra, J	.600	2	5	1	3	3	0	0	0	0	0	0	0	1	0	1	0	0	0	0	.667	.600
Martin, D	.270	57	204	26	55	77	5	4	3	23	9	1	2	13	0	48	6	5	2	2	.318	.377
* Rademacher, B	.396	14	53	9	21	30	6	0	1	8	0	1	0	2	1	7	0	1	0	3	.411	.566
Rymel, L	.188	25	64	10	12	22	4	0	2	10	3	0	2	3	0	11	0	0	2	5	.246	.344
* Shoulders, R	.250	63	208	29	52	93	11	0	10	37	0	0	1	28	0	69	0	0	4	4	.342	.447
* Vogelbach, D	.322	37	143	23	46	87	9	1	10	31	0	0	2	23	1	34	0	1	1	3	.423	.608
TOTALS	.278	76	2638	410	733	1123	140	29	64	368	18	18	50	216	5	585	44	33	42	120	.342	.426

Minor League Operations

PITCHERS	W-L	ERA	G	GS	CG	GF	SHO	SV	IP	H	R	ER	HR	HB	BB	IBB	SO	WP	BK	WHIP
* Ackerman, H	1-1	7.66	9	0	0	2	0	1	22.1	27	22	19	2	1	11	0	28	1	0	1.70
Amlung, J	0-1	6.00	6	6	0	0	0	0	12.0	19	8	8	3	0	4	0	6	1	0	1.92
Arias, J	4-2	3.25	14	13	0	0	0	0	63.2	61	26	23	3	7	19	0	46	5	1	1.26
Bremer, T	0-1	4.80	8	0	0	5	0	1	15.0	17	8	8	3	2	5	0	12	2	0	1.47
* Cruz, W	2-4	6.46	11	4	0	2	0	0	30.2	36	24	22	3	4	18	0	25	8	1	1.76
Dickson, I	3-3	5.60	15	15	0	0	0	0	62.2	69	47	39	7	3	25	0	48	5	0	1.50
Diplan, R	3-3	4.37	19	0	0	8	0	1	35.0	36	25	17	2	1	22	1	24	9	1	1.66
* Dorris, N	1-1	1.93	9	0	0	6	0	4	14.0	12	3	3	0	0	7	0	13	1	0	1.36
Hamann, M	0-0	5.91	7	0	0	1	0	1	10.2	11	7	7	0	4	2	0	6	2	0	1.22
* Heesch, M	3-1	2.66	12	0	0	0	0	0	23.2	25	8	7	0	1	1	0	19	1	0	1.10
* Iannazzo, M	1-1	8.49	7	0	0	2	0	1	11.2	20	12	11	0	2	3	0	11	2	0	1.97
Johnson, P	0-0	4.50	4	4	0	0	0	0	8.0	10	5	4	0	0	3	0	12	2	1	1.63
Jung, S	1-1	3.51	16	1	0	10	0	0	25.2	19	11	10	1	1	18	0	25	4	0	1.44
Levitt, P	1-2	8.04	10	0	0	4	0	1	15.2	21	15	14	1	1	6	0	5	2	0	1.72
Orozco, E	2-1	1.95	19	0	0	15	0	6	27.2	19	6	6	0	2	11	0	31	3	1	1.08
Paulino, A	0-2	11.74	3	0	0	0	0	0	7.2	11	10	10	0	2	6	0	5	2	0	2.22
Pena, F	4-2	3.43	15	6	0	1	0	0	63.0	60	33	24	5	2	22	0	42	4	0	1.30
Pichardo, R	0-2	5.94	12	0	0	5	0	0	16.2	17	12	11	0	4	10	0	16	2	1	1.62
Pugliese, J	1-5	5.37	15	11	0	0	0	0	60.1	78	46	36	8	5	22	0	51	5	0	1.66
Rymel, L	0-0	36.00	1	0	0	1	0	0	1.0	3	4	4	0	0	3	0	1	0	0	6.00
Scott, T	5-1	2.52	15	15	0	0	0	0	71.1	66	30	20	0	4	29	0	43	9	3	1.33
Shafer, B	1-1	0.77	10	0	0	9	0	2	11.2	11	4	1	1	1	8	0	11	1	0	1.63
Simpson, H	2-4	6.18	15	1	0	4	0	2	43.2	51	39	30	6	0	22	0	47	6	0	1.67
* Smith, B	1-0	0.00	3	0	0	0	0	0	7.2	6	0	0	0	0	4	0	9	1	0	1.30
* Spencer, M	1-0	2.08	3	0	0	0	0	0	4.1	3	2	1	0	1	4	0	6	3	0	1.62
Zeller, J	0-0	1.59	2	0	0	1	0	0	5.2	5	1	1	0	0	0	0	2	0	0	0.88
TOTALS	37-39	4.50	76	76	0	76	6	20	671.1	713	408	336	45	48	285	1	544	81	9	1.49

*Left-handed Batter/Pitcher ... #Switch-hitter

MESA CUBS (R)

LEAGUE: Arizona League

CLUB INFORMATION: Fitch Park, 160 E. 6th Place, Mesa, AZ 85201 ... (480) 668-0500

ADMINISTRATOR: Gil Passarella

ATHLETIC TRAINER: Steve Melendez (sixth season with Mesa, 28th year in Cubs organization)

Bobby Mitchell — Manager

FULL NAME: Robert V. Mitchell

BORN: 4/7/55 in Salt Lake City, UT

RESIDENCE: San Diego, CA

FAMILY: Married — Kim ... Children — Carrie, Ian, Ryan, Jordan and Myles



Bobby begins his second season managing Rookie League Mesa after guiding the club to a playoff berth last year ... spent nine years (2003-11) in the Angels organization, five as a minor league manager.

- Ⓢ Served as the Angels roving outfield, baserunning and bunting coordinator for the 2011 season ... spent the previous five seasons as a manager in the Angels organization.
- Ⓢ In his first season at Salt Lake in 2008, led the Bees to an 84-60 mark and first place finish in the Northern Division ... Bees posted a record-setting 21-1 start and finished April 23-2.
- Ⓢ Spent the 2003-05 seasons as the Angels roving outfield, baserunning and bunting instructor following a six-year stint (1997-2002) in the Red Sox organization as roving outfield/baserunning coach ... worked in the same capacity for the San Diego Padres in 1995-96 and the Montreal Expos from 1992-94.
- Ⓢ Played four seasons in the major leagues with Los Angeles (1980-81) and Minnesota (1982-83), compiling a .243 lifetime batting average with 43 RBI in 202 major league games ... was a member of the 1981 World Champion Dodgers ... drafted by Los Angeles in the seventh round of the June 1977 draft.
- Ⓢ Attended the University of Southern California (1974-77) ... was a member of the 1974 NCAA Championship squad under legendary Trojan coach Rod Dedeaux.
- Ⓢ Played for the U.S. National Team for two seasons (1974, 1976).

MANAGERIAL RECORD					
YEAR	TEAM	LEAGUE	W-L	PCT	STANDING
2006	—	Rancho Cucamonga-A California	63-77	.450	4th/5th
2007	—	Rancho Cucamonga-A California	69-71	.493	3rd/3rd
2008	—	Salt Lake-AAA Pacific Coast	84-60	.583	1st
2009	—	Salt Lake-AAA Pacific Coast	72-71	.503	3rd
2010	—	Salt Lake-AAA Pacific Coast	73-71	.507	2nd
2012	—	Mesa-R Arizona	37-19	.661	*2nd
MINOR LEAGUE TOTALS			398-369	.519	
<i>*Earned Wild Card Berth in Playoffs ... Lost in Semifinal Round</i>					

Anderson Tavares — Pitching Coach

FULL NAME: Anderson Jose Valentin Tavares

BORN: 2/14/82 in Santiago, D.R.

RESIDENCE: Santiago, D.R.

FAMILY: Single ... Child — Camila



Anderson, who pitched in the Cubs minor league system from 2000-05, begins his seventh season as a pitching coach in the organization and his first with Rookie League Mesa.

- Ⓢ Was a pitching coach for the Cubs Dominican Summer League team from 2007-12.
- Ⓢ Compiled a 30-31 record with a 4.24 ERA in 91 games (73 starts) as a Cubs minor leaguer.
- Ⓢ Most successful season was in 2003 when the right-handed pitcher went 12-9 with a 3.24 ERA for Single-A Lansing.

Rick Tronerud — Rehab Pitching Coach

FULL NAME: Rick John Tronerud

BORN: 9/18/53 in Minneapolis, MN

RESIDENCE: El Cajon, CA

FAMILY: Married — Kathleen ... Children — Adam and Beth



Rick returns for his 18th year with the Cubs and his 13th-straight season with Rookie League Mesa, serving as the club's rehab pitching coach.

- Ⓢ Joined the organization in 1996 as the pitching coach at Rookie League Fort Myers ... was the pitching coach at Mesa in 1997-98, Single-A Daytona in 1999 and Triple-A Iowa in 2000.
 - Also was a coach in the Arizona Fall League following the 1999 campaign.
- Ⓢ Pitched in Oakland's farm system from 1972-81 and remained in the A's organization as a minor league pitching coach ... coached at Single-A Modesto in 1982-83 and 1985, at Double-A Albany in 1984 and at Double-A Huntsville in 1986-89.

REVOLVING DOOR

A club-record 53 players were utilized by the Cubs during the 2012 campaign (23 position players, 30 pitchers). The 30 pitchers used in 2012 also set a team record.

The record for most players starting at any position in one season is 15, as the club utilized that total of starting pitchers in seven different campaigns (most recently 1990).

Besides pitchers, the Cubs single-year marks for players used at a position: eight catchers (1916, 1960), nine first basemen (1976), nine second basemen (1893), nine shortstops (1916), 10 third basemen (1902, 1957), 12 left fielders (five times, most recently 2000), 10 center fielders (1904) and 16 right fielders (1902).

Ricardo Medina — Hitting Coach

FULL NAME: Ricardo Medina (DeLeon)
BORN: 11/4/71 in Panama City, Panama
RESIDENCE: Panama City, Panama
FAMILY: Married — Ibeth ... Children — Nohely and Emmanuel



Ricardo — who has been a coach, manager or scout for the Cubs organization since 1999 — begins his second stint as a hitting coach for Rookie League Mesa (also 2009).

- Ⓢ Previously served as hitting coach for Single-A Peoria in 2008 and 2011 and for Single-A Boise in 2010.
- Ⓢ Made his managerial debut with Mesa in 2007, guiding the club to a 27-29 mark.
- Ⓢ As hitting coach for Boise in 2006, helped guide the team to a Northwest League-best .268 team batting average ... also handled hitting coach responsibilities for Boise in 2004.
- Ⓢ Served as hitting coach at Peoria in 2005 and also at Mesa from 1999-2003.
- Ⓢ Has assisted the organization as a scout in Latin America, as a coach with the Rookie-League Dominican club and as a part-time scout in his native Panama.
- Ⓢ Was a part-time scout for Boston in 1997.
- Ⓢ The former first baseman played in the Cubs farm system from 1989-94 ... had his best pro season in 1992, batting .263 with 27 doubles, five homers and 67 RBI in 125 games at Peoria.

Jimmy Gonzalez — Hitting Coach

FULL NAME: Jimmy Gonzalez
BORN: 3/8/73 in Hartford, CT
RESIDENCE: Middletown, CT
FAMILY: Married — Eileen ... Children — Mariela and Isabella



Jimmy joins the Cubs as a hitting coach for the Rookie League Mesa squad ... the former catcher played 14 minor league seasons after he was selected in the first round (40th overall) by Houston in the 1991 draft.

- Ⓢ All told, hit .229 with 142 doubles, 10 triples, 73 home runs and 346 RBI in 933 minor league contests from 1991-2004.
- Ⓢ Reached the Triple-A level three times, first with Las Vegas in 1998-99 and with Ottawa in 2001.

Cubs 2012 First-Year Amateur Draft Selections

RD. (Pick No.)	PLAYER	POS.	SCHOOL	BIRTHDAY	B	T	HT.	WT.
1 (6)	Albert Almora	OF	Mater Acad. Charter School (Fla.)	4/16/1994	R	R	6-2	180
1A (43)	Pierce Johnson	RHP	Missouri State University	5/10/1991	R	R	6-3	180
1A (56)	Paul Blackburn	RHP	Heritage High School (Calif.)	12/4/1993	R	R	6-2	185
2 (67)	Duane Underwood	RHP	Pope High School (Ga.)	7/20/1994	R	R	6-2	205
3 (101)	Ryan McNeil	RHP	Nipomo High School (Calif.)	2/1/1994	R	R	6-3	210
4 (134)	Josh Conway	RHP	Coastal Carolina University (S.C.)	4/12/1991	R	R	6-1	175
5 (164)	Anthony Prieto	LHP	Americas High School (Texas)	11/16/1993	L	L	5-11	170
6 (194)	Trey Lang	RHP	Gateway CC (Ariz.)	5/18/1992	R	R	6-3	225
7 (224)	Stephen Bruno	INF	University of Virginia	11/17/1990	R	R	5-9	175
8 (254)	Michael Heesch	LHP	Univ. of South Carolina Beaufort	5/15/1990	R	L	6-5	260
9 (284)	Chadd Krist	C	University of California, Berkeley	1/28/1990	R	R	5-11	190
10 (314)	Chad Martin	RHP	Indiana University	5/17/1990	R	R	6-7	230
11 (344)	Rashard Crawford	OF	Mundy's Hill High School (Ga.)	10/15/1993	S	R	6-3	185
12 (374)	Justin Amlung	RHP	University of Louisville (Ky.)	5/21/1990	R	R	6-1	180
13 (404)	Bijan Rademacher	OF	Orange Coast College (Calif.)	6/15/1991	L	L	6-0	200
14 (434)	Corbin Hoffner	RHP	St. Petersburg College (Fla.)	7/30/1993	R	R	6-5	235
15 (464)	Carlos Escobar	C	University of Nevada	12/31/1990	R	R	6-2	185
16 (494)	Michael Hamann	RHP	University of Toledo (Ohio)	1/1/1991	R	R	6-3	170
17 (524)	Nathan Dorris	LHP	Southern Illinois University	12/9/1990	L	L	6-3	185
18 (554)	David Bote	INF	Neosho County CC (Kan.)	4/7/1993	R	R	5-11	170
19 (584)	Damek Tomscha	INF	Iowa Western CC	8/27/1991	R	R	6-2	200
20 (614)	Blake Hickman	C	Simeon Career Academy (Ill.)	10/29/1993	R	R	6-4	190
21 (644)	Stephen Perakslis	RHP	University of Maine — Orono	1/15/1991	R	R	6-0	185
22 (674)	Eduardo Orozco	RHP	University of California Riverside	4/11/1989	R	R	6-4	
23 (704)	Jake Drossner	LHP	Council Rock North High School (Pa.)	5/16/1994	R	L	6-1	189
24 (734)	Jameson Fisher	C	Zachary High School (La.)	12/18/93	L	R	6-2	175
25 (764)	Rhett Wiseman	OF	Buckingham, Browne & Nichols (Mass.)	6/22/1994	L	R	5-11	187
26 (794)	Jasvir Rakkar	RHP	SUNY Stony Brook (N.Y.)	4/27/1991	R	R	6-2	200
27 (824)	Tyler Bremer	RHP	Baylor University (Texas)	12/7/1989	R	R	6-2	225
28 (854)	Lance Rymel	C	Rogers State University (Okla.)	5/2/1990	R	R	6-0	195
29 (884)	Austin Pentecost	RHP	Lewis-Clark State College (Idaho)	5/27/1990	R	R	6-2	195
30 (914)	Izaak Garsez	OF	College of Idaho	1/24/1990	L	L	6-1	210
31 (944)	Bryan Bonnell	RHP	Centennial High School (Nev.)	9/28/1993	L	R	6-5	190
32 (974)	Timothy Saunders	INF	Marietta College (Ohio)	5/17/1990	R	R	6-0	180
33 (1004)	Thomas Pannone	OF	Bishop Hendricken School (R.I.)	4/28/1994	L	L	6-0	180
34 (1034)	Christian Botnick	RHP	Notre Dame Catholic SS (Ontario)	10/5/1994	R	R	6-3	195
35 (1064)	Ben Carhart	INF	Stetson University (Fla.)	1/21/1990	R	R	5-8	185
36 (1094)	Sly Edwards	OF	St. Brendan High School (Fla.)	9/22/1993	R	R	5-11	168
37 (1124)	Clayton Crum	RHP	Howard College (Texas)	1/16/1992	R	R	6-1	195
38 (1154)	Hassan Evans	OF	Herkimer County CC (N.Y.)	12/15/1991	R	R	6-3	200
39 (1184)	Rustin Sveum	INF	Desert Mountain High School (Ariz.)	3/1/1994	S	R	6-0	175
40 (1214)	Jacob Rogers	INF	Mt. Olive College (N.C.)	8/23/1989	L	R	6-4	215

Bolded Players Signed by Organization

Mesa Cubs (R) – 2012 Recap and Statistics

OVERALL RECORD: 37-19

POSTSEASON: Lost a 15-3 decision to the Athletics in the semi-final round

MANAGER: Bobby Mitchell

SEASON NOTES: Albert Almora homered in his first game with Mesa and hit safely in his final 10 games with the club prior to his promotion to Boise, August 14 ... Carlos Martinez-Pumarino went 5-0 with a 3.53 ERA, leading the club in victories.

BATTERS	AVG	G	AB	R	H	TB	2B	3B	HR	RBI	SH	SF	HP	BB	IBB	SO	SB	CS	GDP	E	SLG	OBP
Almora, A	.347	18	75	18	26	36	5	1	1	13	0	2	1	2	0	8	5	1	2	1	.363	.480
Baez, J	.222	6	18	0	4	4	0	0	0	2	0	0	0	1	0	5	1	0	0	1	.263	.222
Balaguer, Y	.235	32	115	16	27	41	4	2	2	15	0	3	0	10	0	27	1	1	1	1	.289	.357
Bote, D	.232	38	125	16	29	45	7	3	1	14	1	1	4	19	0	32	5	2	1	9	.349	.360
Carhart, B	.353	35	136	28	48	62	9	1	1	21	0	2	2	15	0	14	1	1	2	4	.419	.456
# Crawford, R	.167	9	30	6	5	5	0	0	0	3	0	0	0	7	0	9	4	0	1	4	.324	.167
* Cuneo, R	.000	1	2	0	0	0	0	0	0	0	0	0	0	0	0	0	0	0	0	0	.000	.000
* Dunston, S	.286	39	161	30	46	66	6	4	2	24	2	2	1	18	0	33	4	2	3	2	.357	.410
Escobar, C	.231	8	26	4	6	9	3	0	0	3	0	1	1	5	0	12	1	0	1	0	.364	.346
* Garsez, I	.273	13	55	10	15	25	1	3	1	8	0	0	1	7	0	16	4	1	0	2	.355	.455
Giansanti, A	.200	6	20	4	4	8	1	0	1	7	0	0	0	3	0	2	0	0	2	1	.304	.400
Gonzalez, G	.444	3	9	2	4	5	1	0	0	2	0	1	0	2	0	1	2	0	1	0	.500	.556
* Gretzky, T	.304	35	115	17	35	38	1	1	0	10	3	1	1	12	0	24	4	0	3	4	.372	.330
* Lockhart, D	.221	45	190	31	42	58	5	4	1	20	1	0	4	18	0	27	11	3	4	12	.302	.305
* Lopez, R	.467	4	15	5	7	11	2	1	0	4	0	0	1	1	0	4	0	0	1	1	.529	.733
* Marra, J	.322	29	90	20	29	42	11	1	0	14	0	2	3	21	0	19	0	0	4	2	.457	.467
Martin, D	.448	7	29	5	13	20	5	1	0	6	0	0	2	2	0	3	2	0	1	0	.515	.690
* Mineo, A	.157	17	51	8	8	8	0	0	0	3	1	0	0	10	0	14	1	1	2	3	.295	.157
Penalver, C	.273	49	183	27	50	59	7	1	0	20	0	2	1	19	0	31	7	4	5	15	.341	.322
# Petit, W	.100	4	10	1	1	1	0	0	0	0	0	0	0	1	0	2	0	0	1	1	.182	.100
* Rademacher, B	.333	3	12	3	4	8	1	0	1	1	0	0	0	0	0	2	2	0	0	0	.333	.667
* Rogers, J	.341	26	88	19	30	49	11	1	2	17	0	0	1	15	0	32	1	1	1	7	.442	.557
Rosario, N	.214	14	42	8	9	12	3	0	0	7	0	0	0	5	0	11	1	0	1	3	.298	.286
Saunders, T	.493	17	71	23	35	49	5	0	3	17	0	1	2	5	0	11	5	2	0	3	.532	.690
* Schlech, G	.252	35	119	21	30	41	6	1	1	16	1	2	1	20	0	32	8	2	4	5	.359	.345
Soler, J	.241	14	54	14	13	21	2	0	2	10	0	0	1	6	0	13	8	0	0	0	.328	.389
* Vogelbach, D	.324	24	102	16	33	70	12	2	7	31	0	1	0	12	0	14	1	0	2	1	.391	.686
TOTALS	.285	56	1943	352	553	793	108	27	26	288	9	21	26	236	0	398	79	21	43	95	.366	.408

PITCHERS	W-L	ERA	G	GS	CG	GF	SHO	SV	IP	H	R	ER	HR	HB	BB	IBB	SO	WP	BK	WHIP
* Ackerman, H	1-0	0.90	4	3	0	0	0	0	10.0	5	1	1	0	0	3	0	10	0	0	0.80
Adrian, D	0-1	3.27	13	0	0	5	0	0	22.0	20	15	8	1	3	15	3	21	4	0	1.59
Amlung, J	0-0	0.00	3	0	0	0	0	0	6.0	2	0	0	0	0	1	0	6	0	0	0.50
Berg, J	0-0	14.54	3	2	0	0	0	0	4.1	9	10	7	0	0	4	0	2	1	0	3.00
Blackburn, P	2-0	3.48	9	6	0	0	0	0	20.2	23	11	8	2	0	7	0	13	1	0	1.45
Bremer, T	0-1	11.57	2	0	0	0	0	0	2.1	4	3	3	0	0	0	0	0	1	0	1.71
Cales, D	0-0	13.50	1	1	0	0	0	0	0.2	2	1	1	0	0	2	0	1	1	0	6.00
Castillo, L	0-0	0.69	4	4	0	0	0	0	13.0	7	1	1	0	0	3	0	16	2	0	0.77
Cates, Z	0-0	2.70	1	1	0	0	0	0	3.1	4	1	1	0	2	1	0	5	0	0	1.50
Dolis, R	1-1	6.35	5	0	0	0	0	0	5.2	7	5	4	0	0	2	0	5	2	0	1.59
* Dorris, N	1-0	1.80	7	0	0	3	0	1	10.0	8	3	2	0	0	4	0	8	0	0	1.20
Elias, E	1-2	3.90	13	4	0	1	0	0	30.0	38	18	13	1	2	6	0	22	2	0	1.47
Estevez, R	0-0	0.00	1	1	0	0	0	0	1.2	3	1	0	0	0	0	0	1	0	0	1.80
Garcia, R	1-0	13.50	1	0	0	0	0	0	1.1	3	2	2	1	0	0	0	1	0	0	2.25
Hamann, M	0-0	0.00	1	0	0	0	0	0	1.0	0	0	0	0	0	1	0	2	0	0	1.00
Hartman, R	1-1	8.10	11	0	0	4	0	2	16.2	30	21	15	0	1	9	0	13	6	1	2.34
* Heesch, M	0-0	0.00	2	0	0	1	0	1	2.0	1	0	0	0	0	0	0	3	0	0	0.50
Henrie, D	4-1	5.32	7	0	0	1	0	0	22.0	26	16	13	3	1	4	0	19	2	0	1.36
Hoffner, C	0-1	0.71	7	1	0	0	0	0	12.2	15	9	1	0	1	4	0	13	2	0	1.50
* Iannazzo, M	0-1	1.13	4	0	0	1	0	0	8.0	6	2	1	0	0	4	0	12	0	0	1.25
Jimenez, A	3-4	2.64	15	1	0	10	0	1	30.2	19	13	9	2	1	7	1	30	6	1	0.85
Johnson, P	0-0	0.00	2	2	0	0	0	0	3.0	4	0	0	0	0	0	0	2	0	0	1.33
Jung, S	0-0	0.00	1	1	0	0	0	0	3.0	1	0	0	0	0	1	0	3	0	0	0.67
Kim, J	0-1	1.53	14	0	0	8	0	2	17.2	18	8	3	0	1	4	1	14	1	0	1.25
Lang, C	0-0	3.29	7	3	0	0	0	0	13.2	16	6	5	1	0	2	0	11	0	0	1.32
Lindsay, S	0-0	3.38	3	0	0	0	0	0	5.1	4	2	2	0	0	4	0	7	1	0	1.50
Maitos-Garcia, A	2-0	5.89	12	0	0	1	0	0	18.1	11	12	12	3	1	12	0	20	2	0	1.25
Maples, D	0-1	4.35	6	4	0	0	0	0	10.1	6	7	5	0	3	10	0	12	6	0	1.55
Martin, C	4-2	5.06	14	0	0	6	0	1	16.0	17	10	9	0	2	9	1	17	4	0	1.63
Martinez-Pumarino, C	5-0	3.53	14	1	0	1	0	0	43.1	36	22	17	1	2	14	0	44	3	0	1.15
McNeil, R	1-0	1.35	8	6	0	0	0	0	20.0	19	3	3	1	1	10	0	18	2	0	1.45
Orozco, E	1-0	0.00	1	0	0	0	0	0	1.0	1	0	0	0	0	0	0	2	0	0	1.00
Padron, L	4-0	2.54	12	0	0	3	0	0	28.1	24	12	8	2	1	12	0	31	4	1	1.27
Paniagua, J	1-0	0.00	2	0	0	0	0	0	3.2	0	0	0	0	1	1	0	4	0	0	0.27
Perakslis, S	4-0	3.20	15	0	0	8	0	2	25.1	23	13	9	0	0	6	0	26	2	0	1.14
* Prieto, A	0-1	2.33	10	7	0	0	0	0	19.1	9	5	5	0	1	12	0	11	4	1	1.09
Rakkar, J	0-0	2.70	7	0	0	2	0	1	10.0	10	3	3	0	0	5	0	13	0	0	1.50
* Rosscup, Z	0-0	0.00	1	0	0	0	0	0	1.2	0	0	0	0	0	0	0	4	0	0	0.00
* Smith, B	0-0	1.72	7	3	0	1	0	0	15.2	7	3	3	0	0	6	0	13	2	0	0.83
Underwood, D	0-1	5.19	5	5	0	0	0	0	8.2	7	6	5	1	1	6	0	7	2	0	1.50
Wells, B	0-0	0.00	1	0	0	0	0	0	1.0	0	0	0	0	0	1	0	3	0	0	1.00
York, A	0-0	16.20	2	0	0	0	0	0	1.2	4	3	3	0	0	0	0	0	0	0	2.40
TOTALS	37-19	3.28	56	56	0	56	4	11	491.0	449	248	179	19	25	192	6	465	63	4	1.31

*Left-handed Batter/Pitcher ... #Switch-hitter

DOMINICAN CUBS (R)/ VENEZUELA CUBS (R)

LEAGUE: Dominican Summer League

HOME PARK: Baseball City in Boca Chica, Dominican Republic

ATHLETIC TRAINER: Wilkin Perez (third year)

LEAGUE: Venezuela Summer League

ADMINISTRATOR: Mauro Gonzalez

Yudith Ozorio — Dominican Cubs Manager

FULL NAME: Yudith Francisco Ozorio

BORN: 1/1/74 in La Romana, Dominican Republic

RESIDENCE: New York, NY

FAMILY: Married — Hilda ... Children — Michael, Franklin, Julio, Joshua, Yandy, Nahomi, Chris, Ashley and Daniella

Yudith begins his fourth season as manager for the Dominican Cubs, and the Cubs organization ... led the Dominican Cubs-2 team to the division title in 2011.



MANAGERIAL RECORD					
YEAR	TEAM	LEAGUE	W-L	PCT	STANDING
2010 —	Cubs 2-R	Dominican	19-52	.268	8th
2011 —	Cubs 2-R	Dominican	47-25	.653	1st
2012 —	Cubs 2-R	Dominican	33-36	.478	5th
MINOR LEAGUE TOTALS			99-113	.467	

Osmin Melendez — Venezuela Cubs Manager

FULL NAME: Osmin Dario Melendez Lopez

BORN: 3/26/75 in Barquisimeto, Venezuela

RESIDENCE: Carabobo, Venezuela

FAMILY: Married — Diana ... Children — Dariana and Osmin Jr.

Osmin begins his first season with the organization as the manager of the Venezuela Cubs rookie league team ... a former minor leaguer in the Orioles organization, he brings with 16 years experience as a scout, manager or coach.

- © Was a scout in the Pirates organization for 16 seasons ... also spent 13 seasons as the organization's director of the Venezuelan Academy and manager of the Venezuelan rookie league club.
- © Took the Pirates Venezuelan League team to the league finals each year from 2006-11, winning championships in 2008 and 2010 ... in 2005, his club recorded consecutive no-hitters.



Minor League Operations

Leo Hernandez — Dom. Pitching Coach

FULL NAME: Leonar de Jesus Hernandez

BORN: 1/27/69 in San Ignacio de Sabaneta, D.R.

RESIDENCE: Santo Domingo, D.R.

FAMILY: Married — Yohanna ... Children — Leury's and Yohanly



Leo begins his 18th year as the pitching coach for the Cubs Dominican Summer League team ... he joined the organization in June 1996.

- © Pitched professionally in both the California Angels (1988-90) and Milwaukee Brewers (1991) farm systems.

Leo Perez — Dom. Catching Coordinator

FULL NAME: Leonel G. Perez (Hernandez)

BORN: 1/3/84 in Monte Plata, D.R.

RESIDENCE: Monte Plata, D.R.

FAMILY: Single



Leo begins his fifth season as a coach in Chicago's organization after playing in the Cubs system for three seasons (2003-04, 2008).

- © Combined to hit .244 (59-for-242) with 13 doubles, two homers and 25 RBI in 77 career games.
- © Played in three games for Single-A Daytona in 2008, all at catcher.

Oscar Bernard — Dom. Hitting Coach

FULL NAME: Oscar Bernard

BORN: 6/27/83 in San Pedro de Macoris, D.R.

RESIDENCE: San Pedro de Macoris, DR

FAMILY: Married — Yafreici ... Children — Osmeiry and Samantha



Oscar returns to the Cubs organization as the Dominican Team's Hitting Coach after spending the last four seasons as a coach in the Texas Rangers minor league system.

- © A former Cubs minor league position player (2001-05) and pitcher (2006-07).
- © Spent 2008-09 coaching the Rangers Dominican Summer League team.

Franklin Blanco — Ven. Hitting Coach

FULL NAME: Franklin J. Blanco (Ortega)

BORN: 7/11/81 in Carabobo, Venezuela

RESIDENCE: Carabobo, Venezuela

FAMILY: Single



Franklin begins his seventh season as a coach in Chicago's organization, handling hitting coach duties for the Venezuelan team after serving in the same capacity for the Dominican team last year.

- © Managed the Dominican Cubs club in 2008-09.
- © Joined the Cubs in 2007 as a hitting coach for the Venezuelan club.

Dominican Cubs-1 (R) – 2012 Statistics

BATTERS	AVG	G	AB	R	H	TB	2B	3B	HR	RBI	SH	SF	HP	BB	IBB	SO	SB	CS	GDP	E	SLG	OBP
# Alcala, R	.303	59	231	43	70	102	13	2	5	43	0	5	3	13	0	32	8	4	4	10	.341	.442
Baez, J	.291	48	172	40	50	77	10	4	3	28	1	3	8	18	1	35	28	9	1	0	.378	.448
Calero, A	.269	54	182	21	49	70	10	1	3	23	0	0	1	11	0	44	7	9	0	3	.314	.385
# Caro, R	.327	32	107	25	35	42	3	2	0	9	4	0	0	18	0	22	8	2	0	2	.424	.393
# Cuevas, V	.276	54	170	25	47	55	6	1	0	12	1	1	2	16	0	33	12	9	3	17	.344	.324
De La Cruz, S	.357	10	28	4	10	14	4	0	0	5	0	0	0	1	0	2	0	1	1	1	.379	.500
Emeterio, J	.283	45	159	27	45	63	8	2	2	20	2	2	2	24	0	32	12	7	1	17	.380	.396
# Gonzalez, A	.269	8	26	5	7	12	1	2	0	5	0	0	0	6	0	3	2	2	0	2	.406	.462
Gonzalez, L	.215	30	93	10	20	24	4	0	0	8	0	0	2	10	0	19	1	2	2	3	.305	.258
Mercedes, E	.172	29	87	14	15	34	4	0	5	9	0	1	4	11	0	48	1	1	2	4	.291	.391
# Ortega, J	.184	47	98	19	18	21	1	1	0	11	1	1	2	26	0	11	6	7	0	15	.362	.214
Paniagua, J	.211	48	171	20	36	51	5	2	2	16	2	1	1	10	0	46	3	8	2	3	.257	.298
Paula, A	.186	37	129	16	24	35	4	2	1	11	0	0	5	9	0	36	4	2	1	15	.266	.271
# Petit, W	.200	51	175	17	35	49	7	2	1	18	2	0	2	11	0	22	4	2	6	7	.255	.280
Ramirez, C	.258	38	132	16	34	45	9	1	0	19	1	1	4	11	0	14	0	2	3	3	.331	.341
Rico, M	.239	48	159	17	38	48	5	1	1	17	0	3	11	15	0	40	4	2	2	14	.340	.302
Sanchez, F	.196	53	194	29	38	64	5	3	5	24	0	4	3	10	1	64	7	5	1	31	.242	.330
TOTALS	.247	70	2315	348	571	806	99	26	28	278	14	22	50	220	2	503	107	74	29	167	.323	.348

PITCHERS	W-L	ERA	G	GS	CG	GF	SHO	SV	IP	H	R	ER	HR	HB	BB	IBB	SO	WP	BK	WHIP
Abreu, G	0-0	2.45	2	2	0	0	0	0	3.2	2	2	1	0	0	3	0	3	0	0	1.36
Adrian, D	0-1	4.15	4	2	0	1	0	0	13.0	12	8	6	1	1	9	0	13	1	1	1.62
Alcala, R	0-0	0.00	1	0	0	1	0	0	1.0	0	0	0	0	0	1	0	1	0	0	1.00
Bautista, J	0-1	2.92	8	0	0	3	0	0	12.1	8	8	4	0	0	6	0	8	7	0	1.14
Bermudez, H	0-0	6.11	9	0	0	4	0	0	17.2	18	16	12	0	1	9	0	10	5	0	1.53
Cabreja, E	1-2	6.91	8	1	0	1	0	0	14.1	15	14	11	1	2	11	0	16	2	0	1.81
Carrillo, F	1-4	1.60	18	0	0	13	0	4	39.1	33	16	7	0	5	10	0	48	6	0	1.09
Castro, J	0-1	3.14	6	4	0	1	0	0	14.1	9	5	5	0	0	5	0	8	4	0	0.98
De la Cruz, J	1-1	6.30	10	0	0	2	0	0	20.0	26	16	14	2	2	20	0	19	7	0	2.30
De La Cruz, M	0-0	9.00	2	2	0	0	0	0	2.0	1	2	2	0	1	4	0	1	0	0	2.50
* Diaz, A	1-4	5.16	10	2	0	2	0	1	22.2	23	17	13	1	3	10	0	17	1	1	1.46
* Fuentes, M	1-0	3.57	14	0	0	6	0	0	22.2	14	13	9	0	0	26	0	20	10	0	1.76
Gonzalez, A	0-0	18.00	1	0	0	0	0	0	1.0	2	2	2	0	1	2	0	1	0	0	4.00
Guillen, L	0-1	3.24	3	3	0	0	0	0	8.1	2	4	3	0	2	1	0	6	0	0	0.36
Hernandez, J	1-3	4.58	8	4	0	0	0	0	19.2	25	17	10	0	9	8	0	15	7	0	1.68
* Leyba, R	0-0	17.61	5	0	0	2	0	0	7.2	19	15	15	4	0	6	0	10	4	0	3.26
Martinez, E	4-6	4.08	21	0	0	18	0	4	39.2	45	24	18	1	6	7	0	23	6	0	1.31
* Mejias, A	4-2	2.58	13	11	1	1	0	0	69.2	56	26	20	1	1	23	0	57	8	1	1.13
Mercado, H	1-0	24.75	8	1	0	3	0	1	12.0	22	34	33	3	4	18	0	4	7	1	3.33
* Paulino, J	2-6	4.18	15	7	0	0	0	0	60.1	54	41	28	4	5	20	0	60	12	3	1.23
Perez, H	2-0	4.50	12	10	0	0	0	0	50.0	49	28	25	2	3	23	0	47	5	1	1.44
* Rodriguez, C.A.	5-3	2.01	14	12	0	1	0	0	71.2	52	27	16	2	10	20	0	73	3	0	1.00
Severino, C	6-1	2.79	18	1	0	10	0	2	42.0	41	28	13	3	4	22	0	39	9	1	1.50
* Villalba, L	3-1	1.93	10	8	0	0	0	0	46.2	33	13	10	1	1	20	0	37	5	0	1.14
TOTALS	33-37	4.05	70	70	1	69	3	12	611.2	561	376	275	26	61	284	0	536	109	9	1.38

*Left-handed Batter/Pitcher ... #Switch-hitter

Dominican Cubs-2 (R) – 2012 Statistics

BATTERS	AVG	G	AB	R	H	TB	2B	3B	HR	RBI	SH	SF	HP	BB	IBB	SO	SB	CS	GDP	E	SLG	OBP
Acosta, L	.197	61	203	26	40	61	10	1	3	28	0	1	3	25	0	89	10	4	1	24	.293	.300
* Arcila, D	.258	62	217	30	56	83	15	3	2	29	1	1	4	36	0	50	5	6	3	10	.372	.382
# Caro, R	.298	23	84	22	25	35	2	4	0	9	3	0	2	14	0	7	7	6	0	0	.410	.417
# Castillo, E	.180	42	111	12	20	27	7	0	0	10	4	1	7	13	0	13	0	2	7	8	.303	.243
* Contreras, E	.224	38	98	9	22	26	4	0	0	11	0	0	0	7	0	29	1	1	2	2	.276	.265
De La Cruz, S	.000	2	5	0	0	0	0	0	0	0	0	0	0	0	0	3	0	0	0	0	.000	.000
# Encarnacion, K	.308	52	172	38	53	80	6	3	5	31	3	1	5	39	0	27	12	10	3	1	.447	.465
# Flete, B	.296	60	179	32	53	75	5	7	1	14	3	0	5	33	0	26	10	9	2	21	.419	.419
# Gonzalez, A	.229	40	105	14	24	27	3	0	0	9	1	0	3	12	0	29	10	5	2	6	.325	.257
# Malave, M	.229	62	227	25	52	63	11	0	0	21	0	1	2	32	0	49	5	0	5	9	.328	.278
* Marciano, R	.245	63	220	28	54	73	9	5	0	18	2	1	2	34	0	38	6	5	4	2	.350	.332
Mercedes, E	.161	17	31	6	5	9	1	0	1	5	0	0	1	7	0	17	0	2	2	1	.333	.290
# Ortiz, D	.261	40	88	19	23	27	4	0	0	6	2	1	0	21	0	21	5	5	1	5	.400	.307
Pena, J	.294	48	119	16	35	47	6	0	2	25	1	2	5	33	0	26	5	1	2	3	.459	.395
* Puente, J	.227	53	128	23	29	40	7	2	0	16	1	0	5	18	0	21	15	8	1	8	.344	.313
Ubiera, S	.297	66	249	48	74	112	24	1	4	41	0	3	9	17	2	47	14	8	6	6	.360	.450
Valerio, A	.077	5	13	0	1	1	0	0	0	3	0	0	0	0	0	3	0	0	0	1	.077	.077
Vargas, E	.172	29	58	5	10	11	1	0	0	6	0	1	3	13	1	18	0	2	0	4	.347	.190
TOTALS	.250	69	2307	353	576	797	115	26	18	282	21	13	56	354	3	513	105	74	41	140	.361	.345

PITCHERS	W-L	ERA	G	GS	CG	GF	SHO	SV	IP	H	R	ER	HR	HB	BB	IBB	SO	WP	BK	WHIP
Araujo, P	5-2	2.72	13	8	0	1	0	0	53.0	50	21	16	1	4	12	0	47	6	0	1.17
Baldayaque, J	0-2	4.29	11	0	0	4	0	0	21.0	24	13	10	0	1	11	0	9	4	0	1.67
Bautista, J	0-0	4.15	7	0	0	6	0	1	8.2	8	4	4	1	0	5	0	7	5	0	1.50
Brazoban, P	0-0	4.50	3	0	0	1	0	0	6.0	10	3	3	0	1	2	0	5	0	0	2.00
* Colinas, A	1-0	3.38	13	0	0	5	0	1	16.0	11	6	6	1	1	10	2	11	0	0	1.31
* Diaz, A	2-2	2.51	18	0	0	10	0	4	32.1	20	10	9	3	3	19	0	28	5	0	1.21
Diaz, J	1-2	3.00	12	7	0	1	0	0	36.0	36	17	12	1	9	12	0	24	4	0	1.33
Eregua, G	3-2	3.48	10	9	0	0	0	0	44.0	39	20	17	3	2	8	0	36	4	0	1.07
* Figueroa, F	2-1	5.40	11	1	0	2	0	0	18.1	25	16	11	1	7	9	0	13	5	0	1.85
Frias, A	1-1	5.23	16	0	0	10	0	2	20.2	21	15	12	2	2	11	0	10	6	0	1.55
* Garcia, V	3-1	2.34	17	0	0	8	0	2	34.2	24	12	9	1	1	12	1	39	6	0	1.04
Gonzalez, A	0-0	18.00	1	0	0	0	0	0	1.0	2	2	2	0	1	2	0	1	0	0	4.00
Morel, Y	1-0	2.84	11	0	0	1	0	0	25.1	30	12	8	0	0	7	1	24	4	0	1.46
Padron, L	0-1	4.09	4	2	0	1	0	0	11.0	15	5	5	1	1	7	0	10	0	0	2.00
Pereyra, J	0-3	4.97	17	1	0	7	0	1	29.0	29	19	16	4	4	14	0	16	6	1	1.48
* Pieters, C	2-5	6.00	14	6	0	1	0	0	33.0	27	28	22	1	6	47	0	24	10	0	2.24
Reyes, A	1-6	2.95	16	10	0	5	0	0	64.0	52	33	21	3	4	13	0	44	7	0	1.02
Salazar, V	4-2	3.55	16	0	0	6	0	1	33.0	30	19	13	3	3	19	0	37	8	0	1.48
Santana, A	1-3	2.88	13	12	0	0	0	0	59.1	51	30	19	2	3	14	0	51	7	0	1.10
Torrez, D	6-3	1.21	14	13	0	0	0	0	74.2	57	14	10	6	6	4	0	50	4	1	0.82
TOTALS	33-36	3.24	69	69	0	69	3	12	620.0	559	297	223	34	58	236	4	485	91	2	1.28

*Left-handed Batter/Pitcher ... #Switch-hitter

SCOUTING AND INTERNATIONAL OPERATIONS DIRECTORY

Professional Scouting

Director, Professional Scouting:

Joe Bohringer

Coordinator, Professional Scouting:

Andrew Bassett

Special Assistant to the General Manager/Major League Scout:

Dave Littlefield

Major League Scouts:

Jason Karegeannes

Brad Kullman

Professional Scouts:

Billy Blitzer

Steve Boros

Jake Ciarrachi

Denny Henderson

Steve Hinton

Terry Kennedy

Mark Kiefer

Ken Kravec

Robert Lofrano

Mark Servais

Keith Stohr

ADVANCE SCOUTING

Special Assistant to the President and General Manager, Director Video and Advanced Scouting:

Kyle Evans

Major League Advance Scout:

Adam Melhuse

Kyle Phillips

Advance Scouting Coordinator:

Bobby Basham

Advance Scouting Intern:

Nick Santomauro

Amateur Scouting

Senior Vice President, Scouting and Player Development:

Jason McLeod

Director, Amateur Scouting:

Jaron Madison

Assistant Director, Amateur Scouting:

Lukas McKnight

Amateur Scouting Assistant:

Shane Farrell

National Crosscheckers:

Sam Hughes, Ron Tostenson, Matt Dorey

Regional Crosscheckers:

Mark Adair, Matt Dorey, Steve Riha,

Lukas McKnight

AREA SCOUTS

Tim Adkins: Indiana (Eastern), Kentucky, Michigan, Ohio, West Virginia (Western)

John Ceprini: Delaware, New Jersey, Pennsylvania, New York (New York City)

Tom Clark: Florida (Northern), Georgia (Southern)

Chris Clemons: Louisiana (Northern), Texas (Northern)

Jim Crawford: Alabama, Mississippi, Tennessee

Jonathan Davis: Alabama, Mississippi, Tennessee

Scott Fairbanks: California (Northern), Nevada (Northern)

Trey Forkerway: Texas (Southern and Central), Louisiana (Southern)

Al Geddes: Alaska, Idaho, Montana, Oregon, Washington, Wyoming, Canada (Western)

John Koronka: Florida (Southern), Puerto Rico, Virgin Islands

Keith Lockhart: Georgia (Northern), South Carolina

Alex Lontayo: California (Southern)

Steve McFarland: Arizona, Colorado, New Mexico, Utah, Nevada (Southern)

Tom Myers: California (Central)

Ty Nichols: Arkansas, Kansas, Missouri, Nebraska, North Dakota, Oklahoma, South Dakota

Matt Sherman: Connecticut, Vermont, Rhode Island, Maine, New Hampshire, Massachusetts, New York, Canada (Eastern)

Billy Swoope: Maryland, North Carolina, Virginia, West Virginia (Eastern)

Stan Zielinski: Illinois, Indiana (Western), Iowa, Minnesota, Wisconsin

Part-Time Scouts:

Ramser Correa, Keith Ryman, Eric Servais

International Scouting

Special Assistant to the GM, Director of International Scouting:

Louie Eljaua

Assistant Director, Player Development and International Operations:

Alex Suarez

International Crosschecker — Pacific Rim Supervisor:

Paul Weaver

Pacific Rim and Mexico Scouting Coordinator:

Steve Wilson

Director, Dominican Republic Operations:

Jose Serra

Scouting Coordinator, Dominican Republic:

Gian Guzman

Hector Ortega

Dominican Operations Administrator:

Ronaldo Peralta

Dominican Operations Assistant:

Miguel Diaz

Coordinator, Columbian Operations:

Manny Esquivia

INTERNATIONAL AREA SCOUTS

Mario Encarnacion: Dominican Republic

Jose Estevez: Dominican Republic

Valerio Heredia: Dominican Republic

Juan DeDios Moncion: Dominican Republic

Carlos Reyes: Dominican Republic

Julio Figueroa: Venezuela

Jose Gomez: Venezuela

Mario Gonzalez: Venezuela

Pedro Gonzalez: Venezuela

Rafael Jimenez: Venezuela

Miguel Mijares: Venezuela

Charles Perez: Venezuela

Raul Cano: Mexico

Sergio Hernandez: Mexico

Cirillo Cumberbatch: Panama

Min Kyu Sung: Pacific Rim

Brent Phelan: Australia



Jaron Madison
Director, Amateur Scouting



Lukas McKnight
Assistant Director,
Amateur Scouting



Shane Farrell
Amateur Scouting
Assistant



Sam Hughes
National Crosschecker



Ron Tostenon
National Crosschecker



Mark Adair
Regional Crosschecker



Matt Dorey
Regional Crosschecker



Steve Riha
Regional Crosschecker



Tim Adkins
Area Scout (Ea. IN, KY, MI,
OH, West WV)



John Cepirini
Area Scout (DE, NJ,
PA, NY)



Tom Clark
Area Scout (No. FL,
So. GA)



Chris Clemons
Area Scout (No. LA,
No. TX)



Jim Crawford
Area Scout (AL, MS, LA)



Jonathan Davis
Area Scout (AL, MS, TN)



Scott Fairbanks
Area Scout (No. CA,
No. NV)



Trey Forkerway
Area Scout (So./Cen. TX,
So. LA)



Al Geddes
Area Scout (AK, ID, MT,
OR, WA, WY, West Canada)



John Koronka
Area Scout (Sou. FL, P.R.,
Virgin Islands)



Keith Lockhart
Area Scout (No. GA, SC)



Alex Lontayo
Area Scout (So. CA)



Steve McFarland
Area Scout (AZ, CO, NM,
UT, So. NV)



Tom Myers
Area Scout (Cen. CA)



Ty Nichols
Area Scout (AR, KS, MO,
NE, ND, OK, SD)



Matt Sherman
Area Scout (CT, VT, RI,
ME, NH, MA, NY, Ea.
Canada)



Billy Swoope
Area Scout (MD, NC, VA,
Ea. WV)



Stan Zielinski
Area Scout (IL, West IN,
IA, MN, WI)

Professional Scouting



Joe Bohringer
Director, Pro Scouting



Andrew Bassett
Coordinator, Professional
Scouting



Dave Littlefield
Special Assistant to GM/
Major League Scout



Jason Karegeannes
Major League Scout



Brad Kullman
Major League Scout



Billy Blitzler
Professional Scout



Steve Boros
Professional Scout



Jake Ciarrachi
Professional Scout



Denny Henderson
Professional Scout



Steve Hinton
Professional Scout



Terry Kennedy
Professional Scout



Mark Kiefer
Professional Scout



Ken Kravec
Professional Scout



Robert Lofrano
Professional Scout



Mark Servais
Professional Scout



Keith Stohr
Professional Scout



Kyle Evans
Special Assistant to
President/GM



Adam Melhuse
Major League Advance
Scout



Kyle Phillips
Major League Advance
Scout



Bobby Basham
Advance Scouting
Coordinator



Nick Santomauro
Advance Scouting Intern



Louie Eljaui
Special Assistant to GM,
Director of Int'l Scouting



Alex Suarez
Assistant Director, Player
Development/
International Operations



Jose Serra
Director, Dominican
Republic Operations



Paul Weaver
International
Crosschecker/Pacific Rim
Supervisor



Hector Ortega
Venezuelan Scouting
Supervisor



Rolando Peralta
Dominican Operations
Administrator



Steve Wilson
Pacific Rim and Mexico
Scouting Coordinator



Manny Esquivia
Coordinator, Columbia
Operations



Gian Guzman
Scouting Coordinator,
Dominican Republic



Miguel Diaz
Dominican Operations
Assistant



Mario Encarnacion
Dominican Republic
Area Scout



Jose Estevez
Dominican Republic
Area Scout



Valerio Heredia
Dominican Republic
Area Scout



Juan DeDios Moncion
Dominican Republic
Area Scout



Carlos Reyes
Dominican Republic
Area Scout



Julio Figueroa
Venezuela Area Scout



Jose Gomez
Venezuela Area Scout



Mario Gonzalez
Venezuela Area Scout



Pedro Gonzalez
Venezuela Area Scout



Rafael Jimenez
Venezuela Area Scout



Miguel Mijares
Venezuela Area Scout



Charles Perez
Venezuela Area Scout



Raul Cano
Mexico Area Scout



Cirilo Cumberbatch
Panama Area Scout



Min Kyu Sung
Pacific Rim Area Scout



Brent Phelan
Australia Area Scout

Not Pictured: Sergio Hernandez,
Mexican Scout

MINOR LEAGUE PLAYER REGISTER

Gilberto Abreu – Pitcher																			
FULL NAME: Gilberto Manuel Abreu (Cerrano)		BATS: Right		THROWS: Right		HEIGHT: 6-2		WEIGHT: 180											
OPENING DAY AGE: 19, turns 20 on August 8		BORN: 8/8/93 in Castillo, D.R.		RESIDENCE: San Francisco de Macoris, D.R.															
♦ HOW ACQUIRED: Signed by Cubs as a non-drafted free agent 3/14/10 (scouts: Jose Serra and Carlos Reyes)																			
YEAR	TEAM	W-L	ERA	G	GS	CG	SHO	SV	IP	H	R	ER	HR	HB	BB	SO	WP	BK	
2010	— DSL Cubs 2-R	0-3	4.33	12	5	0	0	0	27.0	21	21	13	0	3	28	14	7	0	
2011	— DSL Cubs 1-R	1-4	4.84	13	9	0	0	0	35.1	29	31	19	1	4	34	34	21	0	
2012	— DSL Cubs 1-R	0-0	2.45	2	2	0	0	0	3.2	2	2	1	0	0	3	3	0	0	
MINOR LEAGUE TOTALS		1-7	4.50	27	16	0	0	0	66.0	52	54	33	1	7	65	51	28	0	

Hunter Ackerman – Pitcher																			
FULL NAME: Hunter R. Ackerman				BATS: Left				THROWS: Left				HEIGHT: 6-1		WEIGHT: 180					
OPENING DAY AGE: 22				BORN: 10/24/90 in Richmond, VA								RESIDENCE: Midlothian, VA							
♦ SCHOOL: Attended Louisburg (N.C.) College ... graduated from Cosby High School in Midlothian, Va., in June of 2009																			
♦ HOW ACQUIRED: Selected by Cubs in fourth round of 2010 draft (scout: Billy Swoope)																			
YEAR	TEAM	W-L	ERA	G	GS	CG	SHO	SV	IP	H	R	ER	HR	HB	BB	SO	WP	BK	
2010	— Mesa-R	0-2	8.22	10	6	0	0	0	15.1	19	16	14	0	3	12	16	2	0	
2011	— Mesa-R	0-3	3.68	13	9	0	0	0	44.0	46	29	18	3	5	21	49	6	0	
2012	— Mesa-R	1-0	0.90	4	3	0	0	0	10.0	5	1	1	0	0	3	10	0	0	
	Boise-A	1-1	7.66	9	0	0	0	1	22.1	27	22	19	2	1	11	28	1	0	
MINOR LEAGUE TOTALS		2-6	5.11	36	18	0	0	1	91.2	97	68	52	5	9	47	103	9	0	

Luis Acosta – Infielder																									
FULL NAME: Luis Enrique Acosta					BATS: Right				THROWS: Right				HEIGHT: 6-2			WEIGHT: 195									
OPENING DAY AGE: 18					BORN: 11/28/94 in Santo Domingo, D.R.															RESIDENCE: Santo Domingo, D.R.					
♦ HOW ACQUIRED: Signed by Cubs as a non-drafted free agent 7/2/11 (scouts: Jose Serra and Marino Encarnacion)																									
YEAR	TEAM	AVG	G	AB	R	H	2B	3B	HR	RBI	SH	SF	HP	BB	SO	SB-CS	E	OBP	SLG						
2012	— DSL Cubs 2-R	.197	61	203	26	40	10	1	3	28	0	1	3	25	89	10-4	24	.293	.300						

Daniel Adrian – Pitcher																							
FULL NAME: Daniel Dejesus Adrian				BATS: Right				THROWS: Right				HEIGHT: 6-1				WEIGHT: 175							
OPENING DAY AGE: 22				BORN: 12/7/90 in Maracay, Aragua, Venezuela																RESIDENCE: Maracay, Aragua, Venezuela			
♦ HOW ACQUIRED: Signed by Cubs as a non-drafted free agent 3/6/11 (scout: Hector Ortega)																							
YEAR	TEAM	W-L	ERA	G	GS	CG	SHO	SV	IP	H	R	ER	HR	HB	BB	SO	WP	BK					
2011	– DSL Cubs 2-R	3-0	3.10	12	0	0	0	1	29.0	29	10	10	0	3	8	24	6	0					
2012	– DSL Cubs 1-R	0-1	4.15	4	2	0	0	0	13.0	12	8	6	1	1	9	13	1	1					
	Mesa-R	0-1	3.27	13	0	0	0	0	22.0	20	15	8	1	3	15	21	4	0					
MINOR LEAGUE TOTALS		3-2	3.38	29	2	0	0	1	64.0	61	33	24	2	7	32	58	11	1					

Roney Alcala – Infielder																			
FULL NAME: Roney Enrique Alcala		BATS: Switch		THROWS: Right		HEIGHT: 6-1		WEIGHT: 190											
OPENING DAY AGE: 19		BORN: 2/15/94 in Los Teques, Miranda, Venezuela		RESIDENCE: Santa Teresa del Tuy, Miranda, Venezuela															
♦ HOW ACQUIRED: Signed by Cubs as a non-drafted free agent 7/2/11 (scout: Hector Ortega)																			
YEAR	TEAM	AVG	G	AB	R	H	2B	3B	HR	RBI	SH	SF	HP	BB	SO	SB-CS	E	OBP	SLG
2012	— DSL Cubs 1-R	.303	59	231	43	70	13	2	5	43	0	5	3	13	32	8-4	10	.341	.442

Arismendy Alcantara – Infielder																			
FULL NAME: Arismendy Alcantara				BATS: Switch				THROWS: Right				HEIGHT: 5-10				WEIGHT: 170			
OPENING DAY AGE: 21				BORN: 10/29/91 in Santo Domingo, D.R.								RESIDENCE: Santo Domingo, D.R.							
♦ HOW ACQUIRED: Signed by the Cubs as a non-drafted free agent, 11/3/08 (scouts: Jose Serra, Marino Encarnacion and Carlos Reyes)																			
♦ CAREER NOTES: 2013— Named the 10th-best Cubs prospect heading into the season by <i>Baseball America</i> ... 2012— Named a Florida State League mid-season All-Star ... 2010— Led the Northwest League with six triples																			
YEAR	TEAM	AVG	G	AB	R	H	2B	3B	HR	RBI	SH	SF	HP	BB	SO	SB-CS	E	OBP	SLG
2009	— DSL Cubs 1-R	.275	65	258	44	71	11	8	3	32	1	3	1	30	47	20-2	36	.349	.415
2010	— Boise-A	.283	59	219	29	62	5	6	3	24	3	2	1	10	53	7-3	22	.315	.402
2011	— Peoria-A	.271	99	369	45	100	14	5	2	37	4	0	1	16	76	8-8	40	.303	.352
2012	— Daytona-A	.302	85	331	47	100	13	7	7	51	2	5	2	19	61	25-4	35	.339	.447
MINOR LEAGUE TOTALS		.283	308	1177	165	333	43	26	15	144	10	10	5	75	237	60-17	133	.326	.402

Albert Almora – Outfielder

FULL NAME: Reinaldo Albert Almora **BATS:** Right **THROWS:** Right **HEIGHT:** 6-2 **WEIGHT:** 180

OPENING DAY AGE: 18, turns 19 April 16 **BORN:** 4/16/94 in Hialeah, FL **RESIDENCE:** Hialeah, FL

♦ **SCHOOL:** Graduated from Mater Academy Charter High School in Hialeah Gardens, Fla.

♦ **HOW ACQUIRED:** Selected by Cubs in first round (sixth overall) of 2012 draft (scout: John Koronka)

♦ **CAREER NOTES:** **2013**— Named by *Baseball America* as the second-best Cubs prospect heading into the season ... **2012**— Hit his first professional home run in his Cubs debut, July 23, with Mesa

♦ **HIGH SCHOOL CAREER:** Ranked by *Baseball America* as the best defensive player and the second-best pure hitter with the third-best strike zone judgment among high school eligible players in the 2012 draft ... named USA Baseball's 2011 Athlete of the Year after helping the 18-and-Under squad go 9-0 and capture the gold medal at the Pan-Am Games

YEAR	TEAM	AVG	G	AB	R	H	2B	3B	HR	RBI	SH	SF	HP	BB	SO	SB-CS	E	OBP	SLG
2012	— Mesa-R	.347	18	75	18	26	5	1	1	13	0	2	1	2	8	5-1	1	.363	.480
	Boise-A	.292	15	65	9	19	7	0	1	6	0	0	0	0	5	0-1	0	.292	.446
MINOR LEAGUE TOTALS		.321	33	140	27	45	12	1	2	19	0	2	1	2	13	5-2	1	.331	.464

Adbert Alzolay – Pitcher

FULL NAME: Adbert Marcelo Alzolay **BATS:** Right **THROWS:** Right **HEIGHT:** 6-1 **WEIGHT:** 175

OPENING DAY AGE: 18 **BORN:** 3/1/95 in San Felix, Venezuela **RESIDENCE:** San Felix, Venezuela

♦ **HOW ACQUIRED:** Signed by Cubs as a non-drafted free agent 11/28/12 (scouts: Hector Ortega and Julio Figueroa)

YEAR	TEAM	W-L	ERA	G	GS	CG	SHO	SV	IP	H	R	ER	HR	HB	BB	SO	WP	BK
2012	—	WILL MAKE DEBUT IN 2013																

Gioskar Amaya – Infielder

FULL NAME: Gioskar Julio Amaya **BATS:** Right **THROWS:** Right **HEIGHT:** 5-11 **WEIGHT:** 175

OPENING DAY AGE: 20 **BORN:** 12/13/92 in Edo Carabobo, Venezuela **RESIDENCE:** Carabobo, Venezuela

♦ **HOW ACQUIRED:** Signed by Cubs as a non-drafted free agent 7/9/09 (scouts: Hector Ortega and Julio Figueroa)

♦ **CAREER HIGHLIGHTS:** **2012**— Led the Northwest League with 12 triples and 61 runs scored ... was third with 135 total bases while his .496 slugging percentage tied for third ... **2011**— Led the Arizona League with 77 hits, was second with a .377 batting average and tied for third with eight triples

YEAR	TEAM	AVG	G	AB	R	H	2B	3B	HR	RBI	SH	SF	HP	BB	SO	SB-CS	E	OBP	SLG
2010	— DSL Cubs 1-R	.282	69	238	33	67	8	3	1	29	5	4	10	28	33	18-8	20	.375	.353
2011	— Mesa-R	.377	52	204	37	*77	11	8	0	36	4	3	3	13	39	13-8	17	.417	.510
2012	— Iowa-AAA	1.000	1	1	1	1	1	0	0	0	0	0	0	0	0	0-0	0	1.000	2.000
	Boise-A	.298	69	272	*61	81	6	*12	8	33	2	4	6	33	65	15-5	9	.381	.496
MINOR LEAGUE TOTALS		.316	191	715	132	226	26	23	9	98	11	11	19	74	137	46-21	46	.389	.455

*Led League

Justin Amlung – Pitcher

FULL NAME: Justin Amlung **BATS:** Right **THROWS:** Right **HEIGHT:** 6-1 **WEIGHT:** 185

OPENING DAY AGE: 22, turns 23 on May 21 **BORN:** 5/21/90 in Louisville, KY **RESIDENCE:** Louisville, KY

♦ **SCHOOL:** Attended the University of Louisville ... graduated from St. Xavier High School in Louisville, Ky.

♦ **HOW ACQUIRED:** Selected by Cubs in 12th round of 2012 draft (scout: Tim Adkins)

♦ **COLLEGE CAREER:** Earned Louisville Slugger All-America honors, was BIG EAST Pitcher of the Year and earned First Team All-Big East accolades for the 2012 season ... was named the Pitcher of the Week on two different occasions (4/30/12 & 5/14/12) ... selected in the 39th round of the 2011 MLB Draft by the Cincinnati Reds (did not sign), while earning First Team All-Big East honors.

YEAR	TEAM	W-L	ERA	G	GS	CG	SHO	SV	IP	H	R	ER	HR	HB	BB	SO	WP	BK
2012	— Mesa-R	0-0	0.00	3	0	0	0	0	6.0	2	0	0	0	0	1	6	0	0
	Boise-A	0-1	6.00	6	0	0	0	0	12.0	19	8	8	3	0	4	6	1	0
MINOR LEAGUE TOTALS		0-1	4.00	9	6	0	0	0	18.0	21	8	8	3	0	5	12	1	0

John Andreoli – Outfielder

FULL NAME: John Francis Andreoli **BATS:** Right **THROWS:** Right **HEIGHT:** 6-1 **WEIGHT:** 215

OPENING DAY AGE: 22, turns 23 on June 9 **BORN:** 6/9/90 in Worcester, MA **RESIDENCE:** Shrewsbury, MA

♦ **SCHOOL:** Attended the University of Connecticut

♦ **HOW ACQUIRED:** Selected by Cubs in 17th round of 2011 draft (scout: Matt Sherman)

♦ **FAMILY TIES:** Son of former New England Patriot, John Andreoli ... cousin of current Boston Red Sox, Daniel Bard

♦ **CAREER NOTES:** **2012**— Led the Florida State League with 75 walks and 55 stolen bases ... his .402 on-base percentage ranked third

YEAR	TEAM	AVG	G	AB	R	H	2B	3B	HR	RBI	SH	SF	HP	BB	SO	SB-CS	E	OBP	SLG
2011	— Mesa-R	.429	2	7	1	3	0	0	0	0	0	0	0	1	0	1-0	0	.500	.429
	Peoria-A	.111	8	27	3	3	0	0	0	1	0	0	0	3	6	2-0	0	.200	.111
2012	— Daytona-A	.289	121	412	68	119	17	8	1	25	3	2	4	*75	89	*55-20	7	.402	.376
MINOR LEAGUE TOTALS		.280	131	446	72	125	17	8	1	26	3	2	4	79	95	58-20	7	.392	.361

*Led League

Jeff Antigua – Pitcher

FULL NAME: Jeffrey Antigua **BATS:** Right **THROWS:** Left **HEIGHT:** 6-1 **WEIGHT:** 205
OPENING DAY AGE: 22, turns 23 on June 23 **BORN:** 6/23/90 in Santo Domingo, D.R. **RESIDENCE:** Santo Domingo, D.R.
♦ HOW ACQUIRED: Signed by Cubs as non-drafted free agent, 10/5/06 (scouts: Jose Serra and Carlos Reyes)

YEAR	TEAM	W-L	ERA	G	GS	CG	SHO	SV	IP	H	R	ER	HR	HB	BB	SO	WP	BK
2007	— DSL Cubs-R	7-2	3.15	14	14	0	0	0	71.1	72	33	25	2	1	14	55	3	1
2008	— Mesa-R	2-3	3.05	14	6	0	0	0	41.1	42	22	14	2	0	16	32	6	2
2009	— Boise-A	2-1	2.30	7	5	0	0	0	31.1	19	8	3	0	0	10	35	1	0
	— Peoria-A	4-0	3.62	7	7	0	0	0	37.1	30	16	15	4	1	9	33	2	0
2010	— Peoria-A	4-5	4.16	21	17	0	0	0	93	88	47	43	11	2	33	88	4	1
2011	— Peoria-A	1-2	8.56	10	0	0	0	1	13.2	20	18	13	3	3	6	12	5	0
	— Daytona-A	2-2	2.92	22	8	0	0	0	83.1	75	32	27	9	0	18	81	4	0
2012	— Peoria-A	2-3	2.63	14	4	0	0	0	41.0	33	19	12	5	1	11	38	2	0
	— Tennessee-AA	1-1	3.83	20	2	0	0	1	40.0	41	17	17	6	0	13	40	1	0
MINOR LEAGUE TOTALS		25-19	3.46	129	63	0	0	2	452.1	420	212	174	45	8	130	414	28	4

Pedro Araujo – Pitcher

FULL NAME: Pedro Araujo **BATS:** Right **THROWS:** Right **HEIGHT:** 6-3 **WEIGHT:** 214
OPENING DAY AGE: 19, turns 20 on July 2 **BORN:** 7/2/93 in San Cristobal, D.R. **RESIDENCE:** San Cristobal, D.R.
♦ HOW ACQUIRED: Signed by Cubs as a non-drafted free agent, 5/2/11 (scouts: Jose Serra and Carlos Reyes)

YEAR	TEAM	W-L	ERA	G	GS	CG	SHO	SV	IP	H	R	ER	HR	HB	BB	SO	WP	BK
2011	— DSL Cubs 2-R	4-1	4.45	15	9	0	0	0	56.2	52	38	28	2	4	25	51	13	2
2012	— DSL Cubs 2-R	5-2	2.72	13	8	0	0	0	53.0	50	21	16	1	4	12	47	6	0
MINOR LEAGUE TOTALS		9-3	3.61	28	17	0	0	0	109.2	102	59	44	3	8	37	98	19	2

Delbis Arcila – Outfielder

FULL NAME: Delbis Alejandro Arcila **BATS:** Left **THROWS:** Left **HEIGHT:** 6-2 **WEIGHT:** 180
OPENING DAY AGE: 19, turns 20 on April 30 **BORN:** 4/30/93 in Valencia, Venezuela **RESIDENCE:** Carabobo, Venezuela
♦ HOW ACQUIRED: Signed by Cubs as a non-drafted free agent 11/18/09 (scout: Hector Ortega)

YEAR	TEAM	AVG	G	AB	R	H	2B	3B	HR	RBI	SH	SF	HP	BB	SO	SB-CS	E	OBP	SLG
2010	— DSL Cubs 2-R	.286	19	63	7	18	5	0	0	6	2	0	1	12	14	2-0	3	.408	.365
	— DSL Cubs 1-R	.254	43	134	22	34	4	2	1	22	0	3	3	29	38	2-3	2	.391	.336
2011	— DSL Cubs 2-R	.258	65	225	42	58	12	4	5	44	0	0	2	36	52	7-4	7	.365	.413
2012	— DSL Cubs 2-R	.258	62	217	30	56	15	3	2	29	1	1	4	36	50	5-6	10	.372	.382
MINOR LEAGUE TOTALS		.260	189	639	101	166	36	9	8	101	3	4	10	113	154	16-13	22	.377	.382

Jose Arias – Pitcher

FULL NAME: Jose Oscar Arias (Toribio) **BATS:** Right **THROWS:** Right **HEIGHT:** 5-10 **WEIGHT:** 170
OPENING DAY AGE: 22 **BORN:** 1/17/91 in Santiago, D.R. **RESIDENCE:** Santiago, D.R.
♦ HOW ACQUIRED: Signed by Cubs as a non-drafted free agent, 5/5/10 (scouts: Jose Serra and Jose Estevez)

YEAR	TEAM	W-L	ERA	G	GS	CG	SHO	SV	IP	H	R	ER	HR	HB	BB	SO	WP	BK
2010	— DSL Cubs 2-R	1-2	6.00	10	9	0	0	0	36.0	42	27	24	1	5	17	33	3	1
2011	— DSL Cubs 2-R	1-1	2.28	12	10	0	0	0	43.1	31	16	11	2	5	8	50	5	0
2012	— Boise-A	4-2	3.25	14	13	0	0	0	63.2	61	26	23	3	7	19	46	5	1
MINOR LEAGUE TOTALS		6-5	3.65	36	32	0	0	0	143.0	134	69	58	6	17	44	129	13	2

PUT ON YOUR RALLY CAPS

The Cubs record for largest comeback victory is nine runs, set twice. The club last rallied from a nine-run deficit August 29, 1989, vs. Houston at Wrigley Field, overcoming a 9-0 sixth-inning deficit to defeat the Astros 10-9 in 10 innings.

The Cubs record for largest last-inning come-from-behind rally is seven runs. On June 29, 1952, at Cincinnati's Crosley Field, the Cubs entered the top of the ninth inning trailing 8-2. With two out and no runners on, the Cubs went on to score seven runs and defeated the Reds 9-8.

Last victory when overcoming eight-plus run deficit: July 7, 2011 at Washington (down 8-0, won 10-9)

Last rally from seven-run deficit: June 19, 2009 vs. Cleveland (down 7-0 in the fourth, won 8-7 in 10 innings)

Last victory when trailing entering ninth inning: September 21, 2012 vs. St. Louis (down 4-2, won 5-4)

Last victory when entering ninth inning with a five-plus run deficit: May 10, 2000, vs. Milwaukee (down 8-3 entering bottom of ninth, scored five runs in ninth, won 9-8 in 11 innings)

Jeffrey Baez – Outfielder

FULL NAME: Jeffrey Nazareth Baez **BATS:** Right **THROWS:** Right **HEIGHT:** 6-0 **WEIGHT:** 180

OPENING DAY AGE: 19 **BORN:** 10/30/93 in El Tigre, Venezuela **RESIDENCE:** El Tigre, Venezuela

♦ **HOW ACQUIRED:** Signed by Cubs as a non-drafted free agent 7/6/10 (scout: Hector Ortega)

YEAR	TEAM	AVG	G	AB	R	H	2B	3B	HR	RBI	SH	SF	HP	BB	SO	SB-CS	E	OBP	SLG
2011	DSL Cubs 1-R	.300	30	120	27	36	5	1	2	17	0	0	1	12	23	19-3	3	.368	.408
	DSL Cubs 2-R	.268	38	142	30	38	7	2	3	19	3	1	3	12	32	13-7	2	.340	.408
2012	DSL Cubs 1-R	.291	48	172	40	50	10	4	3	28	1	3	8	18	35	28-9	0	.378	.448
	Mesa-R	.222	6	18	0	4	0	0	0	2	0	0	0	1	5	1-0	1	.263	.222
MINOR LEAGUE TOTALS		.283	122	452	97	128	22	7	8	66	4	4	13	43	95	61-19	6	.359	.416

Yasiel Balaguert Gonzalez – Outfielder

FULL NAME: Yasiel Balaguert Gonzalez **BATS:** Right **THROWS:** Right **HEIGHT:** 6-2 **WEIGHT:** 215

OPENING DAY AGE: 20 **BORN:** 1/9/93 in La Habana, Cuba **RESIDENCE:** Santo Domingo, D.R.

♦ **HOW ACQUIRED:** Signed by Cubs as a non-drafted free agent 12/7/11 (scouts: Jose Serra and Louis Eljau)

YEAR	TEAM	AVG	G	AB	R	H	2B	3B	HR	RBI	SH	SF	HP	BB	SO	SB-CS	E	OBP	SLG
2012	Peoria-A	.208	39	149	10	31	5	0	1	18	0	1	0	5	49	0-1	0	.232	.262
	Mesa-R	.235	32	115	16	27	4	2	2	15	0	3	0	10	27	1-1	1	.289	.357
MINOR LEAGUE TOTALS		.220	71	264	26	58	9	2	3	33	0	4	0	15	76	1-2	1	.258	.303

Jesus Baldayaque – Pitcher

FULL NAME: Jesus Rafael Baldayaque **BATS:** Right **THROWS:** Right **HEIGHT:** 6-2 **WEIGHT:** 195

OPENING DAY AGE: 20, turns 21 on April 17 **BORN:** 4/17/92 in Monte Cristi, D.R. **RESIDENCE:** Monte Cristi, D.R.

♦ **HOW ACQUIRED:** Signed by Cubs as a non-drafted free agent 6/26/12 (scouts: Jose Serra and Gian Guzman)

YEAR	TEAM	W-L	ERA	G	GS	CG	SHO	SV	IP	H	R	ER	HR	HB	BB	SO	WP	BK
2012	DSL Cubs 2-R	0-2	4.29	11	0	0	0	0	21.0	24	13	10	0	1	11	9	4	0

Frank Batista – Pitcher

FULL NAME: Frank Batista **BATS:** Right **THROWS:** Right **HEIGHT:** 5-10 **WEIGHT:** 170

OPENING DAY AGE: 23, turns 24 on April 26 **BORN:** 4/26/89 in Santiago, D.R. **RESIDENCE:** Santiago, D.R.

♦ **HOW ACQUIRED:** Signed by Cubs as a non-drafted free agent, 1/18/09 (scouts: Jose Serra and Jose Estevez)

♦ **CAREER HIGHLIGHTS:** **2012**— Named to the Southern League mid-season All-Star team ... led the league with 24 saves, the third-highest single-season total in franchise history ... **2011**— Named both a mid-season and post-season Florida State League All-Star ... led the league with 51 appearances, 48 games finished and a .226 batting average against ... his 26 saves ranked second in the league

YEAR	TEAM	W-L	ERA	G	GS	CG	SHO	SV	IP	H	R	ER	HR	HB	BB	SO	WP	BK
2009	DSL Cubs 1-R	4-2	3.55	15	9	1	0	3	58.1	63	29	23	3	3	7	63	3	1
2010	Peoria-A	2-5	4.46	22	11	0	0	2	72.2	74	37	36	13	1	24	67	1	0
2011	Daytona-A	5-3	2.36	*51	0	0	0	26	61.0	51	18	16	3	2	20	46	2	0
2012	Iowa-AAA	0-0	5.87	6	0	0	0	0	7.2	9	6	5	1	0	4	5	1	0
	Tennessee-AA	2-0	2.22	43	0	0	0	*24	52.2	38	14	13	6	0	21	39	1	0
MINOR LEAGUE TOTALS		13-10	3.32	137	20	1	0	55	252.1	235	104	93	26	6	76	220	8	1

*Led League

Xavier Batista – Outfielder

FULL NAME: Xavier Alexander Batista **BATS:** Right **THROWS:** Right **HEIGHT:** 6-3 **WEIGHT:** 210

OPENING DAY AGE: 21 **BORN:** 1/18/92 in San Pedro de Macoris, D.R. **RESIDENCE:** San Pedro de Macoris, D.R.

♦ **HOW ACQUIRED:** Signed by Cubs as a non-drafted free agent, 2/14/09 (scouts: Jose Serra and Marino Encarnacion)

YEAR	TEAM	AVG	G	AB	R	H	2B	3B	HR	RBI	SH	SF	HP	BB	SO	SB-CS	E	OBP	SLG
2009	DSL Cubs 1-R	.241	68	257	42	62	15	2	8	38	1	3	4	33	85	4-2	9	.333	.409
2010	Mesa-R	.212	45	170	16	36	5	2	2	25	0	3	0	13	63	1-1	3	.263	.300
2011	DSL Cubs 1-R	.273	28	99	19	27	6	1	5	17	0	1	2	13	24	4-0	2	.365	.505
	DSL Cubs 2-R	.248	39	113	17	28	5	1	5	21	0	3	2	23	37	3-4	4	.376	.442
2012	Boise-A	.198	51	167	22	33	11	0	4	17	0	0	1	19	54	0-2	6	.283	.335
MINOR LEAGUE TOTALS		.231	231	806	116	186	42	6	24	118	1	10	9	101	263	12-9	24	.320	.387

Jonathan Bautista – Pitcher

FULL NAME: Jonathan Bautista **BATS:** Right **THROWS:** Right **HEIGHT:** 6-3 **WEIGHT:** 190

OPENING DAY AGE: 20 **BORN:** 11/19/92 in Bani, D.R. **RESIDENCE:** Bani, D.R.

♦ **HOW ACQUIRED:** Signed by Cubs as a non-drafted free agent, 3/2/12 (scout: Jose Serra)

YEAR	TEAM	W-L	ERA	G	GS	CG	SHO	SV	IP	H	R	ER	HR	HB	BB	SO	WP	BK
2012	DSL Cubs 2-R	0-0	4.15	7	0	0	0	1	8.2	8	4	4	1	0	5	7	5	0
	DSL Cubs 1-R	0-1	2.92	8	0	0	0	0	12.1	8	8	4	0	0	6	8	7	0
MINOR LEAGUE TOTALS		0-1	3.43	15	0	0	0	1	21.0	16	12	8	1	0	11	15	12	0

Dallas Beeler – Pitcher

- FULL NAME:** Dallas James Beeler **BATS:** Right **THROWS:** Right **HEIGHT:** 6-5 **WEIGHT:** 210
OPENING DAY AGE: 23, turns 24 on June 12 **BORN:** 6/12/89 in Tulsa, OK **RESIDENCE:** Tulsa, OK
- ♦ **SCHOOL:** Attended Oral Roberts University and Seminole State College ... graduated from Jenks (Okla.) High School in 2008
 - ♦ **HOW ACQUIRED:** Selected by Cubs in 41st round of 2010 draft (scout: Ty Nichols)
 - ♦ **COLLEGE CAREER: 2010—** Was scheduled to miss the season after undergoing "Tommy John" surgery the previous summer, but recovered faster than expected

YEAR	TEAM	W-L	ERA	G	GS	CG	SHO	SV	IP	H	R	ER	HR	HB	BB	SO	WP	BK
2010	Mesa-R	0-3	3.31	8	2	0	0	0	16.1	20	9	6	0	0	2	16	0	0
	Boise-A	0-0	0.00	1	0	0	0	0	2.0	2	0	0	0	0	0	2	0	0
2011	Peoria-A	1-1	1.66	12	11	0	0	0	43.1	35	13	8	1	2	6	35	0	0
	Tennessee-AA	1-5	4.53	9	9	0	0	0	51.2	68	31	26	7	2	7	33	0	0
2012	Tennessee-AA	6-7	4.24	27	27	1	0	0	136.0	166	74	64	11	4	48	70	3	1
MINOR LEAGUE TOTALS		8-16	3.75	57	49	1	0	0	249.1	291	127	104	19	8	63	156	3	1

Jason Berken – Pitcher

- FULL NAME:** Jason Thomas Berken **BATS:** Right **THROWS:** Right **HEIGHT:** 6-0 **WEIGHT:** 205
OPENING DAY AGE: 29 **BORN:** 11/27/83 in Green Bay, WI **RESIDENCE:** Atlanta, GA
- ♦ **SCHOOL:** Attended Clemson University
 - ♦ **ORIGINAL CLUB:** Selected by Baltimore in the sixth round of the 2006 draft
 - ♦ **HOW ACQUIRED:** Claimed off waivers from Baltimore 9/7/12
 - ♦ **CAREER NOTES: 2011—** Was on 15-day D.L., August 22-September 12, with a right forearm strain ... **2010—** Posted a 1.95 ERA (11 ER/50.2 IP) Baltimore prior to the All-Star break ... landed on the D.L. with right shoulder inflammation, August 16, and missed remainder of year ... **2009—** Had his contract selected by Baltimore, May 26, and won his major league debut that day vs. Toronto ... **2008—** Finished fourth in the Eastern League with 125 strikeouts and ninth with a 3.58 ERA ... **2007—** Finished third in the Carolina League with 124 strikeouts ... earned the Elrod Hendricks Minor League Community Service Award presented by the organization

YEAR	TEAM	W-L	ERA	G	GS	CG	SHO	SV	IP	H	R	ER	HR	HB	BB	SO	WP	BK
2006	Aberdeen-A	1-4	2.80	9	8	0	0	0	45.0	39	20	14	4	2	5	46	1	0
2007	Frederick-A	9-0	4.53	27	26	2	1	0	151.0	160	90	76	12	6	49	124	4	0
2008	Bowie-AA	12-4	3.58	26	25	2	1	0	145.2	141	69	58	9	8	38	125	5	0
2009	Bowie-AA	1-1	5.63	2	2	0	0	0	8.0	4	5	5	1	1	6	8	0	0
	Norfolk-AAA	2-0	1.05	5	5	0	0	0	25.2	19	3	3	1	0	6	16	0	0
	Baltimore	6-12	6.54	24	24	0	0	0	119.2	164	92	87	19	6	44	66	0	1
2010	Baltimore	3-3	3.03	41	0	0	0	0	62.1	64	24	21	5	0	19	45	3	0
	Norfolk-AAA	0-1	3.50	5	4	0	0	0	18.0	20	7	7	1	1	7	16	1	0
	Baltimore	1-2	5.36	40	0	0	0	0	47.0	63	29	28	10	1	21	41	4	0
2011	Norfolk-AAA	0-1	3.50	5	4	0	0	0	18.0	20	7	7	1	1	7	16	1	0
	Baltimore	1-2	5.36	40	0	0	0	0	47.0	63	29	28	10	1	21	41	4	0
2012	Norfolk-AAA	5-6	3.50	26	26	1	0	0	144.0	160	73	56	10	5	39	98	15	1
	Baltimore	0-0	18.00	1	0	0	0	0	1.0	6	7	2	2	0	1	0	0	0
	CUBS	0-3	4.82	4	4	0	0	0	18.2	23	14	10	3	1	6	11	1	0
MAJOR LEAGUE TOTALS		10-20	5.36	110	28	0	0	0	248.2	320	166	148	39	8	91	163	8	1
MINOR LEAGUE TOTALS		30-25	3.67	100	96	5	2	0	537.1	543	267	219	38	23	150	433	26	1

Harrison Bermudez – Pitcher

- FULL NAME:** Harrison Jose Bermudez **BATS:** Right **THROWS:** Right **HEIGHT:** 6-4 **WEIGHT:** 190
OPENING DAY AGE: 18 **BORN:** 3/6/95 in Puerto Cabello, Venezuela **RESIDENCE:** Moron, Venezuela
- ♦ **HOW ACQUIRED:** Signed by Cubs as a non-drafted free agent 4/17/12 (scouts: Hector Ortega and Julio Figueroa)

YEAR	TEAM	W-L	ERA	G	GS	CG	SHO	SV	IP	H	R	ER	HR	HB	BB	SO	WP	BK
2012	DSL Cubs 1-R	0-0	6.11	9	0	0	0	0	17.2	18	16	12	0	1	9	10	5	0

Paul Blackburn – Pitcher

- FULL NAME:** Paul Blackburn **BATS:** Right **THROWS:** Right **HEIGHT:** 6-2 **WEIGHT:** 185
OPENING DAY AGE: 19 **BORN:** 12/4/93 in Antioch, CA **RESIDENCE:** Oakley, CA
- ♦ **SCHOOL:** Graduated from Heritage High School in Brentwood, Calif.
 - ♦ **HOW ACQUIRED:** Selected by Cubs in sandwich round (56th overall) of 2012 draft (scout: Scott Fairbanks)

YEAR	TEAM	W-L	ERA	G	GS	CG	SHO	SV	IP	H	R	ER	HR	HB	BB	SO	WP	BK
2012	Mesa-R	2-0	3.48	9	6	0	0	0	20.2	23	11	8	2	0	7	13	1	0

Elieser Bonne – Outfielder

FULL NAME: Elieser Bonne **BATS:** Right **THROWS:** Right **HEIGHT:** 6-2 **WEIGHT:** 180

OPENING DAY AGE: 26 **BORN:** 2/17/87 in Santiago de Cuba, Cuba **RESIDENCE:** Peravia, D.R.

♦ **HOW ACQUIRED:** Signed by Cubs as a non-drafted free agent 5/25/11 (scouts: Jose Serra and Louis Eljaui)

♦ **CAREER NOTES:** Played for Santiago de Cuba in the Cuban National Series ... was a member of the Cuban Junior National Team

YEAR	TEAM	AVG	G	AB	R	H	2B	3B	HR	RBI	SH	SF	HP	BB	SO	SB-CS	E	OBP	SLG
2011	DSL Cubs 2-R	.313	39	128	23	40	9	2	0	13	1	0	2	13	22	17-5	2	.385	.414
2012	Daytona-A	.275	102	353	34	97	17	2	3	40	2	5	1	10	71	24-13	12	.293	.360
MINOR LEAGUE TOTALS		.285	141	481	57	137	26	4	3	53	3	5	3	23	93	41-18	14	.318	.374

David Bote – Infielder

FULL NAME: David C. Bote (*Bow-dee*) **BATS:** Right **THROWS:** Right **HEIGHT:** 6-1 **WEIGHT:** 185

OPENING DAY AGE: 19, turns 20 April 7 **BORN:** 4/7/93 in Longmont, CO **RESIDENCE:** Thornton, CO

♦ **SCHOOL:** Attended Neosho County CC in Chanute, Kan ... graduated from Faith Christian Academy in Arvada, Col.

♦ **HOW ACQUIRED:** Selected by Cubs in 18th round of 2012 draft (scout: Rick Schroeder)

♦ **COLLEGE CAREER:** Named to the 2012 JUCO World Series All-Tournament team as a freshman ... made the All-Conference team.

YEAR	TEAM	AVG	G	AB	R	H	2B	3B	HR	RBI	SH	SF	HP	BB	SO	SB-CS	E	OBP	SLG
2012	Mesa-R	.232	38	125	16	29	7	3	1	14	1	1	4	19	32	5-2	9	.349	.360

Justin Bour – Infielder

FULL NAME: Justin James Bour **BATS:** Left **THROWS:** Right **HEIGHT:** 6-4 **WEIGHT:** 260

OPENING DAY AGE: 24, turns 25 on May 28 **BORN:** 5/28/88 in Washington, D.C. **RESIDENCE:** Centreville, VA

♦ **SCHOOL:** Attended George Mason University in Fairfax, Va.

♦ **HOW ACQUIRED:** Selected by Cubs in 25th round of 2009 draft (scout: Billy Swoope)

♦ **CAREER HIGHLIGHTS:** **2012**– Named both a mid-season and post-season Southern League All-Star ... named Southern League Player of the Week for July 30-August 5 ... ranked second in the league with 110 RBI, tied for second with 53 extra-base hits, third with 36 doubles fifth with 143 hits and seventh with a .283 batting average ... **2011**– Named Florida State League Topps Player of the Month for May, hitting .383 (46-for-120) with seven home runs and 28 RBI ... named to both FSL mid-season and post-season All-Star teams ... ranked second in the league with 23 homers, 85 RBI and 240 total bases ... tied for second with 54 extra-base hits ... **2010**– Drove in 87 runs, second-most in the Midwest League

YEAR	TEAM	AVG	G	AB	R	H	2B	3B	HR	RBI	SH	SF	HP	BB	SO	SB-CS	E	OBP	SLG
2009	Mesa-R	.273	14	55	7	15	4	0	2	13	0	2	0	5	17	1-0	0	.323	.455
	Boise-A	.258	48	182	17	47	13	0	2	27	0	2	3	20	28	1-0	5	.338	.363
2010	Peoria-A	.291	127	475	59	138	31	1	12	87	0	5	9	58	100	1-0	15	.375	.436
2011	Daytona-A	.277	133	502	65	139	30	1	23	85	0	8	2	46	105	3-2	12	.335	.478
2012	Tennessee-AA	.283	138	506	64	143	36	0	17	110	0	6	3	62	115	4-1	19	.360	.455
MINOR LEAGUE TOTALS		.280	460	1720	212	482	114	2	56	322	0	23	17	191	365	10-3	51	.354	.447

Pedro Brazoban – Pitcher

FULL NAME: Pedro Brazoban **BATS:** Right **THROWS:** Right **HEIGHT:** 6-2 **WEIGHT:** 160

OPENING DAY AGE: 20, turns 21 on July 13 **BORN:** 7/13/92 in Santo Domingo, D.R. **RESIDENCE:** Santo Domingo, D.R.

♦ **HOW ACQUIRED:** Signed by Cubs as a non-drafted free agent 12/2/11 (scout: Jose Serra)

YEAR	TEAM	W-L	ERA	G	GS	CG	SHO	SV	IP	H	R	ER	HR	HB	BB	SO	WP	BK
2012	DSL Cubs 2-R	0-0	4.50	3	0	0	0	0	6.0	10	3	3	0	1	2	5	0	0

Tyler Bremer – Pitcher

FULL NAME: Tyler James Bremer **BATS:** Right **THROWS:** Right **HEIGHT:** 6-2 **WEIGHT:** 225

OPENING DAY AGE: 23 **BORN:** 12/7/89 in Berkeley, CA **RESIDENCE:** Berkeley, CA

♦ **SCHOOL:** Attended Baylor University in Waco, Texas ... graduated from Berkeley (Calif.) High School

♦ **HOW ACQUIRED:** Selected by Cubs in 27th round of 2012 draft (scout: Trey Forkerway)

♦ **COLLEGE CAREER:** Two-time Big 12 Commissioner's Honor Roll (Fall 2010, Spring 2011) ... selected by Cubs in 36th round of 2010 draft, but did not sign.

YEAR	TEAM	W-L	ERA	G	GS	CG	SHO	SV	IP	H	R	ER	HR	HB	BB	SO	WP	BK
2012	Mesa-R	0-1	11.57	2	0	0	0	0	2.1	4	3	3	0	0	0	0	1	0
	Boise-A	0-1	4.80	8	0	0	0	1	15.0	17	8	8	3	2	5	12	2	0
MINOR LEAGUE TOTALS		0-2	5.71	10	0	0	0	1	17.1	21	11	11	3	2	5	12	3	0

Stephen Bruno – Infielder

FULL NAME: Stephen Francis Bruno **BATS:** Right **THROWS:** Right **HEIGHT:** 5-9 **WEIGHT:** 175

OPENING DAY AGE: 22 **BORN:** 11/17/90 in Philadelphia, PA **RESIDENCE:** Audubon, NJ

♦ **SCHOOL:** Attended the University of Virginia ... graduated from Gloucester (N.J.) Catholic High School

♦ **HOW ACQUIRED:** Selected by Cubs in seventh round of 2012 draft (scout: Billy Swoope)

♦ **CAREER NOTES:** **2012**— Won the Northwest League batting crown after hitting .361 (91-for-252) ... named the Northwest League Player of the Week for August 27-September 3 ... hit in 22-straight games with Boise (second highest streak in league) from August 8 through end of season (38-for-85/.447)

YEAR	TEAM	AVG	G	AB	R	H	2B	3B	HR	RBI	SH	SF	HP	BB	SO	SB-CS	E	OBP	SLG
2012	— Boise-A	.361	67	252	51	91	19	3	3	37	0	2	20	18	47	2-7	17	.442	.496

*Led League

Bobby Buckner – Outfielder

FULL NAME: Robert William Buckner **BATS:** Switch **THROWS:** Right **HEIGHT:** 6-0 **WEIGHT:** 195

OPENING DAY AGE: 24 **BORN:** 11/16/88 in Boston, MA **RESIDENCE:** Boise, ID

♦ **SCHOOL:** Graduated from Texas A&M Corpus Christi in 2012 ... attended the University of Texas ... graduated from Boise (Idaho) High School

♦ **HOW ACQUIRED:** Signed by Cubs as a non-drafted free agent 1/28/13 (scout: Al Geddes)

♦ **FAMILY TIES:** Son of former Cub and 22-year major league veteran, Bill Buckner

YEAR	TEAM	AVG	G	AB	R	H	2B	3B	HR	RBI	SH	SF	HP	BB	SO	SB-CS	E	OBP	SLG
2012	—																		

WILL MAKE DEBUT IN 2013

Kyler Burke – Pitcher

FULL NAME: Kyler Brandon Burke **BATS:** Left **THROWS:** Left **HEIGHT:** 6-3 **WEIGHT:** 220

OPENING DAY AGE: 24, turns 25 on April 20 **BORN:** 4/20/88 in Chattanooga, TN **RESIDENCE:** Ooltewah, TN

♦ **SCHOOL:** Graduated from Ooltewah (Tenn.) High School

♦ **ORIGINAL CLUB:** Selected by San Diego in the sandwich round (35th pick overall) of 2006 draft (scout: Ash Lawson)

♦ **HOW ACQUIRED:** From San Diego along with C Rob Bowen, for C Michael Barrett, 6/20/07

♦ **CAREER NOTES:** **2012**— Named Midwest League pitcher of the Week for June 4-10 ... named to the league's mid-season All-Star team, becoming the first player in Peoria franchise history to make the All-Star Team as both a pitcher and a position player (in 2009) ... **2010**— Converted from an outfielder to a pitcher following the season ... **2009**— Named Chicago's Minor League Player of the Year by the organization ... led the Midwest League with 43 doubles, was second with a .405 on-base percentage and 61 extra-base hits, third with 93 runs and a .505 slugging percentage and tied for third with 89 RBI ... was a Midwest League mid-season and post-season All-Star

YEAR	TEAM	AVG	G	AB	R	H	2B	3B	HR	RBI	SH	SF	HP	BB	SO	SB-CS	E	OBP	SLG
2006	— AZL Padres-R	.209	45	163	24	34	3	4	1	15	0	3	0	26	56	1-3	2	.313	.294
2007	— Fort Wayne-A	.211	62	213	24	45	7	1	1	21	0	1	3	26	73	3-1	2	.305	.268
	Boise-A	.254	63	224	35	57	11	1	10	41	3	2	6	24	63	1-3	2	.340	.446
2008	— Peoria-A	.206	35	131	12	27	5	1	2	8	0	0	2	11	34	3-0	3	.278	.305
	Boise-A	.261	67	245	46	64	18	2	7	41	0	5	2	28	70	6-3	3	.336	.437
2009	— Peoria-A	.303	132	465	93	141	43	3	15	89	0	6	6	78	99	14-2	4	.405	.505
2010	— Daytona-A	.212	135	515	61	109	29	5	7	60	1	2	6	43	131	6-3	7	.279	.328
MINOR LEAGUE TOTALS		.244	539	1956	295	477	116	17	43	275	4	19	25	236	526	34-15	23	.330	.387

YEAR	TEAM	W-L	ERA	G	GS	CG	SHO	SV	IP	H	R	ER	HR	HB	BB	SO	WP	BK
2011	— Boise-A	2-1	2.86	16	0	0	0	1	44.0	36	18	14	2	2	18	47	10	1
2012	— Peoria-A	2-2	2.31	15	10	0	0	1	74.0	57	27	19	5	3	22	52	6	3
	Daytona-A	1-7	4.92	12	9	0	0	0	56.2	64	37	31	5	2	22	39	3	1
MINOR LEAGUE TOTALS		5-10	3.30	43	19	0	0	2	174.2	157	82	64	12	7	62	138	19	5

Sergio Burrel – Catcher

FULL NAME: Sergio Alberto Burrel **BATS:** Left **THROWS:** Right **HEIGHT:** 5-11 **WEIGHT:** 210

OPENING DAY AGE: 21, turns 22 on July 22 **BORN:** 7/22/91 in Hermosilla, Sonora, Mexico **RESIDENCE:** Phoenix, AZ

♦ **HOW ACQUIRED:** Selected by Cubs in 19th round of 2009 draft (scout: Steve McFarland)

YEAR	TEAM	AVG	G	AB	R	H	2B	3B	HR	RBI	SH	SF	HP	BB	SO	SB-CS	E	OBP	SLG
2009	— Mesa-R	.264	15	53	7	14	3	0	0	10	0	2	0	5	9	0-1	1	.317	.321
2010	— Mesa-R	.273	25	77	5	21	2	1	1	14	0	1	1	13	26	0-2	5	.380	.364
2011	— Peoria-A	.203	54	172	11	35	7	0	0	10	1	2	5	27	36	1-1	4	.325	.244
2012	— Daytona-A	.244	14	41	3	10	3	0	0	1	0	0	1	3	10	0-0	3	.311	.317
	Peoria-A	.250	39	128	12	32	6	0	0	18	4	0	0	12	28	1-0	1	.314	.297
MINOR LEAGUE TOTALS		.238	147	471	38	112	21	1	1	53	5	5	7	60	109	2-4	14	.330	.293

Yaniel Cabezas – Catcher

FULL NAME: Yaniel Hernandez Cabezas **BATS:** Right **THROWS:** Right **HEIGHT:** 5-11 **WEIGHT:** 185
OPENING DAY AGE: 23, turns 24 on April 19 **BORN:** 4/19/89 in La Habana, Cuba **RESIDENCE:** Boca Chica, D.R.
♦ HOW ACQUIRED: Signed by Cubs as a non-drafted free agent 12/15/10 (scout: Jose Serra)

YEAR	TEAM	AVG	G	AB	R	H	2B	3B	HR	RBI	SH	SF	HP	BB	SO	SB-CS	E	OBP	SLG
2011	Mesa-R	.222	3	9	0	2	0	0	0	1	0	0	0	2	2	1-0	1	.364	.222
	Boise-A	.201	47	164	17	33	7	0	1	17	0	1	3	15	15	2-3	2	.279	.262
2012	Peoria-A	.197	58	208	14	41	5	1	1	15	3	1	0	10	34	1-1	0	.233	.245
MINOR LEAGUE TOTALS		.199	108	381	31	76	12	1	2	33	3	2	3	27	51	4-4	3	.257	.252

Enger Cabreja – Pitcher

FULL NAME: Enger Manuel Cabreja **BATS:** Right **THROWS:** Right **HEIGHT:** 6-2 **WEIGHT:** 180
OPENING DAY AGE: 21 **BORN:** 1/28/92 in Santo Domingo, D.R. **RESIDENCE:** Santo Domingo, D.R.
♦ HOW ACQUIRED: Signed by Cubs as a non-drafted free agent 3/14/10 (scouts: Jose Serra and Carlos Reyes)

YEAR	TEAM	W-L	ERA	G	GS	CG	SHO	SV	IP	H	R	ER	HR	HB	BB	SO	WP	BK
2010	DSL Cubs 1-R	1-0	1.35	5	3	0	0	0	13.1	3	2	2	0	3	10	8	3	0
2011	DSL Cubs 1-R	0-3	4.71	14	8	0	0	1	42.0	36	30	22	0	5	38	26	7	0
2012	DSL Cubs 1-R	1-2	6.91	8	1	0	0	0	14.1	15	14	11	1	2	11	16	2	0
MINOR LEAGUE TOTALS		2-5	4.52	27	12	0	0	1	69.2	54	46	35	1	10	59	50	12	0

Araldo Calero – Outfielder

FULL NAME: Araldo Manuel Calero **BATS:** Right **THROWS:** Right **HEIGHT:** 6-1 **WEIGHT:** 175
OPENING DAY AGE: 19 **BORN:** 11/16/93 in Carabobo, Venezuela **RESIDENCE:** Carabobo, Venezuela
♦ HOW ACQUIRED: Signed by Cubs as a non-drafted free agent 5/13/11 (scout: Hector Ortega)

YEAR	TEAM	AVG	G	AB	R	H	2B	3B	HR	RBI	SH	SF	HP	BB	SO	SB-CS	E	OBP	SLG
2011	DSL Cubs 1-R	.204	15	49	3	10	0	0	0	3	1	0	1	3	13	2-1	2	.264	.204
2012	DSL Cubs 1-R	.269	54	182	21	49	10	1	3	23	0	0	1	11	44	7-9	6	.314	.385
MINOR LEAGUE TOTALS		.255	69	231	24	59	10	1	3	26	1	0	2	14	57	9-10	8	.304	.346

David Cales – Pitcher

FULL NAME: David C. Cales **BATS:** Right **THROWS:** Right **HEIGHT:** 5-11 **WEIGHT:** 205
OPENING DAY AGE: 25, turns 26 on July 27 **BORN:** 7/27/87 in Chicago, IL **RESIDENCE:** Chicago, IL
♦ SCHOOL: Graduated from Mount Carmel (Ill.) High School in 2005 ... attended the University of Missouri-Columbia and St. Xavier University in Chicago
♦ HOW ACQUIRED: Selected by Cubs in 24th round of 2008 draft (scout: Stan Zielinski)
♦ CAREER NOTES: **2012**— Spent the season recovering from right shoulder surgery ... **2011**— Missed majority of season with right shoulder tendinitis, and underwent surgery May 3 ... **2010**— Earned Southern League All-Star honors ... **2009**— Named minor league Class-A Advanced Reliever of the Year ... finished Daytona's 7.0-inning no-hitter August 15 against Dunedin
♦ COLLEGE HIGHLIGHTS: **2007**— ABCA/Rawlings NCAA All-Mideast Region Second Team ... Horizon League Relief Pitcher Of The Year ... U.S. Army Horizon League Baseball Championship Most Valuable Player

YEAR	TEAM	W-L	ERA	G	GS	CG	SHO	SV	IP	H	R	ER	HR	HB	BB	SO	WP	BK
2008	Mesa-R	0-1	5.87	6	1	0	0	0	7.2	9	6	5	1	3	3	11	2	0
	Boise-A	3-0	1.84	8	0	0	0	1	14.2	11	4	3	1	1	4	15	1	0
2009	Daytona-A	3-0	0.78	37	0	0	0	14	46.0	29	5	4	1	0	11	43	2	0
	Tennessee-AA	3-0	5.40	16	0	0	0	2	25.0	29	16	15	2	1	11	21	1	0
	Iowa-AAA	0-0	5.40	1	0	0	0	0	1.2	4	5	1	2	0	2	2	0	0
2010	Tennessee-AA	4-1	2.51	35	0	0	0	10	46.2	40	13	13	2	1	12	37	0	0
	Iowa-AAA	0-1	6.67	22	0	0	0	3	27.0	31	21	20	2	0	12	21	2	0
2011	Tennessee-AA	0-2	3.86	9	0	0	0	6	7.0	4	3	3	1	1	3	3	0	0
2012	Mesa-R	0-0	13.50	1	1	0	0	0	0.2	2	1	1	0	0	2	1	1	0
MINOR LEAGUE TOTALS		13-5	3.32	135	2	0	0	36	176.1	159	74	65	12	7	60	154	9	0

Jeimer Candelario – Infielder

FULL NAME: Jeimer Candelario **BATS:** Switch **THROWS:** Right **HEIGHT:** 6-1 **WEIGHT:** 180
OPENING DAY AGE: 19 **BORN:** 11/24/93 in Manhattan, NY **RESIDENCE:** San Pedro de Macoris, D.R.
♦ HOW ACQUIRED: Signed by Cubs as a non-drafted free agent 9/29/10 (scouts: Jose Serra and Marino Encarnacion)

YEAR	TEAM	AVG	G	AB	R	H	2B	3B	HR	RBI	SH	SF	HP	BB	SO	SB-CS	E	OBP	SLG
2011	DSL Cubs 2-R	.337	72	249	50	84	16	2	5	53	0	5	1	50	42	4-4	17	.443	.478
2012	Boise-A	.281	71	278	34	78	14	0	6	47	0	3	3	26	55	2-1	20	.345	.396
MINOR LEAGUE TOTALS		.307	143	527	84	162	30	2	11	100	0	8	4	76	97	6-5	37	.393	.435

Ben Carhart – Infielder

FULL NAME: Benjamin Ronald Carhart **BATS:** Right **THROWS:** Right **HEIGHT:** 5-9 **WEIGHT:** 200
OPENING DAY AGE: 23 **BORN:** 1/21/90 in Dayton, OH **RESIDENCE:** Royal Palm Beach, FL
SCHOOL: Graduated from Stetson University in DeLand, Fla. ... graduated from Palm Beach Gardens High School (Fla.)
HOW ACQUIRED: Selected by Cubs in 35th round of 2012 draft (scout: Tom Clark)
CAREER NOTES: 2012– Led Mesa with a 12-game hitting streak, July 22-August 22, hitting .447 (21-for-47).
COLLEGE CAREER: Named to the 2011 Atlantic Sun Academic All-Conference team after leading team with 63 RBI ... played at Palm Beach State College for two seasons, earning first team All-America, Team MVP and the National Silver Slugger Award.

YEAR	TEAM	AVG	G	AB	R	H	2B	3B	HR	RBI	SH	SF	HP	BB	SO	SB-CS	E	OBP	SLG
2012	– Mesa-R	.353	35	136	28	48	9	1	1	21	0	2	2	15	14	1-1	4	.419	.456

Esmailin Caridad – Pitcher

FULL NAME: Esmailin Manuel Caridad **BATS:** Right **THROWS:** Right **HEIGHT:** 5-10 **WEIGHT:** 193
OPENING DAY AGE: 29 **BORN:** 10/28/83 in Haina, D.R. **RESIDENCE:** Haina, D.R.
HOW ACQUIRED: Signed as a non-drafted free agent by Cubs 12/19/07 (scout: Jose Serra)
CAREER NOTES: 2012– Was a non-roster invitee to major league Spring Training ... **2011–** Was on the minor league D.L. with a right forearm strain, July 5-September 22 ... **2010–** Missed most of the season with a right elbow strain ... **2009–** Made his major league debut with Cubs, making 14 relief appearances

YEAR	TEAM	W-L	ERA	G	GS	CG	SHO	SV	IP	H	R	ER	HR	HB	BB	SO	WP	BK
2007	– Hiroshima-Dominican	1-2	4.02	25	0	0	0	1	31.1	21	17	14	-	-	17	30	-	-
	Hiroshima-JAPAN	0-0	0.00	2	0	0	0	0	0.2	2	0	0	0	0	1	0	0	0
2008	– Daytona-A	6-4	4.41	14	13	0	0	0	69.1	64	35	34	3	2	17	38	1	0
	Tennessee-AA	7-3	3.16	14	14	0	0	0	82.2	67	31	29	15	2	21	50	1	1
2009	– Iowa-AAA	5-10	4.17	25	25	0	0	0	131.2	139	71	61	17	3	46	114	2	1
	CUBS	1-0	1.40	14	0	0	0	0	19.1	15	4	3	0	3	3	17	0	0
2010	– CUBS	0-1	11.25	8	0	0	0	0	4.0	4	7	5	1	0	5	4	0	0
	Iowa-AAA#	0-1	3.00	2	0	0	0	0	3.0	2	1	1	1	0	1	2	0	0
	Mesa-R#	0-0	13.50	1	1	0	0	0	0.2	3	1	1	0	0	0	1	0	0
	Tennessee-AA#	0-1	5.19	7	0	0	0	1	8.2	12	5	5	1	0	3	8	0	0
2011	– Iowa-AAA	3-2	8.27	26	0	0	0	4	37.0	51	38	34	5	2	27	30	3	0
	Tennessee-AA	0-0	7.00	5	0	0	0	0	9.0	12	8	7	1	0	2	10	1	0
2012	– Iowa-AAA	1-4	3.03	44	2	0	0	0	65.1	52	28	22	4	0	29	65	6	1
MAJOR LEAGUE TOTALS		1-1	3.09	22	0	0	0	0	23.1	19	11	8	1	3	8	21	0	0
MINOR LEAGUE TOTALS		22-25	4.29	140	55	0	0	5	408.0	404	218	194	47	9	147	318	14	3

#Injury Rehabilitation Assignment

Francisco Carrillo – Pitcher

FULL NAME: Francisco Javier Carrillo **BATS:** Right **THROWS:** Right **HEIGHT:** 6-0 **WEIGHT:** 190
OPENING DAY AGE: 23 **BORN:** 3/15/90 in Maracay, VZ **RESIDENCE:** Maracay, VZ
HOW ACQUIRED: Signed by Cubs as a non-drafted free agent 3/15/90 (scouts: Jose Serra and Carlos Reyes)

YEAR	TEAM	W-L	ERA	G	GS	CG	SHO	SV	IP	H	R	ER	HR	HB	BB	SO	WP	BK
2012	– DSL Cubs 1-R	1-4	1.60	18	0	0	0	4	39.1	33	16	7	0	5	10	48	6	0

Roberto Caro – Outfielder

FULL NAME: Roberto Caro **BATS:** Switch **THROWS:** Right **HEIGHT:** 6-0 **WEIGHT:** 185
OPENING DAY AGE: 19 **BORN:** 9/25/93 in San Cristobal, D.R. **RESIDENCE:** San Cristobal, D.R.
HOW ACQUIRED: Signed by Cubs as a non-drafted free agent 12/2/11 (scouts: Jose Serra and Carlos Reyes)

YEAR	TEAM	AVG	G	AB	R	H	2B	3B	HR	RBI	SH	SF	HP	BB	SO	SB-CS	E	OBP	SLG
2012	– DSL Cubs 1-R	.327	32	107	25	35	3	2	0	9	4	0	0	18	22	8-2	2	.424	.393
	DSL Cubs 2-R	.298	23	84	22	25	2	4	0	9	3	0	2	14	7	7-6	0	.410	.417
MINOR LEAGUE TOTALS		.314	55	191	47	60	5	6	0	18	7	0	2	32	29	15-8	2	.418	.403

Josue Carreno – Pitcher

FULL NAME: Josue Marcelo Carreno (Reyes) **BATS:** Right **THROWS:** Right **HEIGHT:** 6-1 **WEIGHT:** 215
OPENING DAY AGE: 21, turns 22 on June 26 **BORN:** 6/26/91 in Edo Nueva Esparta, VZ **RESIDENCE:** Edo Nueva Esparta, VZ
ORIGINAL CLUB: Signed by Detroit as a non-drafted free agent 10/11/07 (scout: Alejandro Rodriguez)
HOW ACQUIRED: From Detroit 10/16/12 to complete the 8/5/12 deal in which Cubs acquired a player to be named and a cash consideration for INF Jeff Baker
CAREER NOTES: 2010– Third among all New York-Penn League starters with 8.25 strikeouts per 9.0 innings ... tied for fourth in the league with 33 walks allowed ... **2008–** Tabbed the Venezuelan Summer League Tigers Pitcher of the Year by the organization ... posted a 23.0-inning scoreless streak in a five-start stretch, June 24-July 21

YEAR	TEAM	W-L	ERA	G	GS	CG	SHO	SV	IP	H	R	ER	HR	HB	BB	SO	WP	BK
2008	– VSL Tigers-R	2-4	2.82	12	12	0	0	0	54.1	35	18	17	2	3	15	39	5	1
2009	– VSL Tigers-R	3-3	2.36	10	8	0	0	0	45.2	43	18	12	1	5	6	43	6	1
2010	– Connecticut-A	5-6	4.76	14	14	0	0	0	64.1	64	44	34	5	4	33	59	4	0
2011	– West Michigan-A	7-10	4.55	24	23	1	1	1	124.2	132	73	63	7	5	41	115	14	2
2012	– West Michigan-A	9-8	3.23	27	27	0	0	0	139.1	129	55	50	5	3	28	119	6	0
MINOR LEAGUE TOTALS		26-31	3.70	87	84	1	1	1	428.1	403	208	176	20	20	123	375	35	4

Erick Castillo – Catcher

FULL NAME: Erick Jose Castillo **BATS:** Switch **THROWS:** Right **HEIGHT:** 5-11 **WEIGHT:** 178
OPENING DAY AGE: 20 **BORN:** 2/25/93 in Portuguesa, Venezuela **RESIDENCE:** Portuguesa, Venezuela
♦ HOW ACQUIRED: Signed by Cubs as a non-drafted free agent 11/16/10 (scout: Hector Ortega)

YEAR	TEAM	AVG	G	AB	R	H	2B	3B	HR	RBI	SH	SF	HP	BB	SO	SB-CS	E	OBP	SLG
2012	– DSL Cubs 2-R	.180	42	111	12	20	7	0	0	10	4	1	7	13	13	0-2	8	.303	.243

Jesus Castillo – Pitcher

FULL NAME: Jesus Ronaldo Castillo **BATS:** Right **THROWS:** Right **HEIGHT:** 6-2 **WEIGHT:** 165
OPENING DAY AGE: 17, turns 18 on August 27 **BORN:** 8/27/95 in San Felix, Venezuela **RESIDENCE:** Valencia, Venezuela
♦ ORIGINAL CLUB: Signed by Arizona as a non-drafted free agent 8/27/11
♦ HOW ACQUIRED: From Arizona with P Erick Leal 2/18/13 for OF Tony Campana

YEAR	TEAM	W-L	ERA	G	GS	CG	SHO	SV	IP	H	R	ER	HR	HB	BB	SO	WP	BK
2012	– DSL D-backs-R	2-4	5.40	14	8	0	0	0	46.2	57	31	28	3	2	17	41	7	0

Lendy Castillo – Pitcher

FULL NAME: Lendy Enrique Castillo **BATS:** Right **THROWS:** Right **HEIGHT:** 6-1 **WEIGHT:** 170
OPENING DAY AGE: 23, turns 24 on April 8 **BORN:** 4/8/89 in Las Matas De Santa Cruz, D.R. **RESIDENCE:** Monte Cristy, D.R.
♦ ORIGINAL CLUB: Signed by Philadelphia as a non-drafted free agent 12/31/06 (scouts: Sal Agostinelli and Wil Tejada)
♦ HOW ACQUIRED: Selected by Cubs in the major league portion of the Rule 5 Draft 12/8/11
♦ CAREER NOTES: 2012– Made his major league debut with the Cubs, pitching in 13 games ... on the disabled list, May 12-August 11, with a left groin strain ... **2010–** Converted to a pitcher after spending three seasons as an infielder in the Phillies farm system.

YEAR	TEAM	W-L	ERA	G	GS	CG	SHO	SV	IP	H	R	ER	HR	HB	BB	SO	WP	BK
2010	– DSL Phillies-R	0-1	3.52	3	3	0	0	0	15.1	13	8	6	0	1	6	11	0	1
	GCL Phillies-R	3-1	2.22	13	6	0	0	0	44.2	33	13	11	2	4	18	51	2	1
	Williamsport-A	0-0	0.00	1	1	0	0	0	5.0	3	0	0	0	0	2	3	0	0
2011	– Lakewood-A	4-2	2.54	21	2	0	0	0	46.0	37	16	13	1	5	16	46	2	0
2012	– CUBS	0-1	7.88	13	0	0	0	0	16.0	24	16	14	2	3	12	13	2	0
	Mesa-R#	0-0	0.69	4	4	0	0	0	13.0	7	1	1	0	0	3	16	2	0
	Daytona-A#	0-0	0.00	1	1	0	0	0	4.0	3	1	0	0	0	1	4	0	0
	Tennessee-AA#	0-0	3.00	2	2	0	0	0	3.0	3	1	1	0	0	2	2	0	1
MINOR LEAGUE TOTALS		7-4	2.20	45	19	0	0	0	131.0	99	40	32	3	10	48	133	6	3

Yeiper Castillo – Pitcher

FULL NAME: Yeiper De Jesus Castillo **BATS:** Right **THROWS:** Right **HEIGHT:** 6-3 **WEIGHT:** 158
OPENING DAY AGE: 24 **BORN:** 9/6/88 in Caracas, VZ **RESIDENCE:** Valencia, VZ
♦ ORIGINAL CLUB: Signed by Boston as a non-drafted free agent 11/16/05 (scout: Ernesto Gomez)
♦ HOW ACQUIRED: Signed by Cubs as a minor league free agent 12/21/12
♦ CAREER NOTES: 2011– Missed the season recovering from right shoulder surgery ... had missed nearly two months in 2010 due to a strained right shoulder ... **2009–** Named a New York-Penn League All-Star ... went 5-0 with a 3.21 ERA (5 ER/14.0 IP) in 17 relief outings for Zulia of the Venezuela Winter League

YEAR	TEAM	W-L	ERA	G	GS	CG	SHO	SV	IP	H	R	ER	HR	HB	BB	SO	WP	BK
2006	– DSL Red Sox-R	2-4	4.00	15	7	0	0	0	45.0	48	31	20	4	5	19	37	2	1
2007	– DSL Red Sox-R	2-2	1.83	13	8	0	0	1	54.0	35	14	11	0	6	22	59	4	0
2008	– Lowell-A	3-6	4.19	15	11	0	0	0	58.0	46	32	27	6	9	29	62	4	0
2009	– Greenville-A	0-4	7.04	9	4	0	0	1	30.2	36	27	24	2	1	15	28	2	2
	Lowell-A	6-1	2.92	15	15	0	0	0	77.0	65	31	25	3	5	26	64	6	0
2010	– GCL Red Sox-R	0-0	2.45	2	2	0	0	0	3.2	3	1	1	1	0	1	4	0	0
	Greenville-A	4-5	3.58	15	15	1	0	0	75.1	75	36	30	4	5	23	69	3	2
2011	– Injured	0-0	0.00	0	0	0	0	0	0.0	0	0	0	0	0	0	0	0	0
2012	– Greenville-A	5-4	3.92	17	11	0	0	2	78.0	73	39	34	7	7	37	70	3	0
	Salem-A	3-4	3.17	11	11	0	0	0	59.2	44	24	21	3	1	25	49	7	0
MINOR LEAGUE TOTALS		25-30	3.61	112	84	1	0	4	481.1	425	235	193	30	39	197	442	31	5

Alexander Castro – Pitcher

FULL NAME: Alexander Castro **BATS:** Right **THROWS:** Right **HEIGHT:** 6-0 **WEIGHT:** 190
OPENING DAY AGE: 20, turns 21 on July 25 **BORN:** 7/25/92 in Boca Chica, D.R. **RESIDENCE:** Boca Chica, D.R.
♦ HOW ACQUIRED: Signed by Cubs as a non-drafted free agent 10/26/12 (scouts: Jose Serra and Gian Guzman)

YEAR	TEAM	W-L	ERA	G	GS	CG	SHO	SV	IP	H	R	ER	HR	HB	BB	SO	WP	BK
2012	–																	

WILL MAKE DEBUT IN 2013

Javier Castro – Pitcher

FULL NAME: Javier Isaias Castro **BATS:** Right **THROWS:** Right **HEIGHT:** 6-0 **WEIGHT:** 160

OPENING DAY AGE: 21 **BORN:** 2/10/92 in Merida, Mexico **RESIDENCE:** Merida, Mexico

♦ **HOW ACQUIRED:** Signed by Cubs as a non-drafted free agent 8/1/09 (scout: Raul Cano)

YEAR	TEAM	W-L	ERA	G	GS	CG	SHO	SV	IP	H	R	ER	HR	HB	BB	SO	WP	BK
2010	— DSL Cubs 1-R	1-2	1.59	7	0	0	0	1	11.1	5	4	2	0	1	11	8	3	1
	DSL Cubs 2-R	0-0	3.18	6	6	0	0	0	17.0	15	10	6	0	2	10	11	3	1
2011	— DSL Cubs 2-R	1-2	2.70	5	4	0	0	0	16.2	10	10	5	0	5	9	13	8	0
2012	— DSL Cubs 1-R	0-1	3.14	6	4	0	0	0	14.1	9	5	5	0	0	5	8	4	0
MINOR LEAGUE TOTALS		2-5	2.73	24	14	0	0	1	59.1	39	29	18	0	8	35	40	18	2

Zach Cates – Pitcher

FULL NAME: Zachary A. Cates **BATS:** Right **THROWS:** Right **HEIGHT:** 6-3 **WEIGHT:** 200

OPENING DAY AGE: 23 **BORN:** 12/17/89 in Conway, AR **RESIDENCE:** Conway, AR

♦ **ORIGINAL CLUB:** Selected by San Diego in the third round of the 2010 draft (scout: Jeff Curtis)

♦ **SCHOOL:** Attended Northeast Texas Community College

♦ **HOW ACQUIRED:** Acquired from San Diego 1/6/12 with INF Anthony Rizzo for RHP Andrew Cashner and OF Kyung-Min Na

YEAR	TEAM	W-L	ERA	G	GS	CG	SHO	SV	IP	H	R	ER	HR	HB	BB	SO	WP	BK
2011	— Fort Wayne-IND	4-10	4.73	25	25	0	0	0	118.0	107	75	62	4	5	53	111	15	0
2012	— Peoria-A	0-3	5.45	9	9	0	0	0	38.0	49	26	23	1	6	13	31	5	0
	Daytona-A	0-6	10.50	7	7	0	0	0	24.0	42	33	28	0	1	13	10	2	1
	Mesa-R	0-0	2.70	1	1	0	0	0	3.1	4	1	1	0	2	1	5	0	0
MINOR LEAGUE TOTALS		4-19	5.60	42	42	0	0	0	183.1	202	135	114	5	14	80	157	22	1

Hunter Cervenka – Pitcher

FULL NAME: Colby Hunter Cervenka (ser-*VEN-kah*) **BATS:** Left **THROWS:** Left **HEIGHT:** 6-1 **WEIGHT:** 200

OPENING DAY AGE: 23 **BORN:** 1/3/90 in Baytown, TX **RESIDENCE:** Baytown, TX

♦ **SCHOOL:** Graduated from Sterling (Texas) High School in 2008

♦ **ORIGINAL CLUB:** Selected by Boston in 27th round of 2008 draft (scout: John Booher)

♦ **HOW ACQUIRED:** From Boston 5/15/12 to complete the 4/21/12 deal in which Cubs acquired P Michael Bowden for OF Marlon Byrd and a cash consideration

♦ **CAREER NOTES:** 2012— Combined to go 3-3 with a 4.31 ERA (30 ER/62.2 IP) in 35 relief appearances between Single-A Greenville, Single-A Peoria and Single-A Daytona ... 2010— Ranked fifth among Boston's system qualifiers with a 3.59 ERA (25 ER/62.2 IP)

YEAR	TEAM	W-L	ERA	G	GS	CG	SHO	SV	IP	H	R	ER	HR	HB	BB	SO	WP	BK
2009	— GCL Red Sox-R	2-2	4.84	11	5	0	0	1	22.1	16	14	12	0	1	26	18	8	1
2010	— Lowell-A	2-4	3.59	14	13	0	0	0	62.2	53	35	25	2	4	42	55	10	0
2011	— Greenville-A	0-2	10.80	7	0	0	0	0	20.0	22	24	24	2	2	18	18	4	0
	Lowell-A	2-8	6.84	15	5	0	0	1	52.2	51	46	40	5	1	40	51	13	1
2012	— Greenville-A	0-3	8.04	9	0	0	0	0	15.2	15	17	14	1	1	12	24	1	0
	Peoria-A	3-0	2.54	15	0	0	0	1	28.1	23	13	8	1	0	10	28	2	0
	Daytona-A	0-0	3.86	11	0	0	0	0	18.2	21	10	8	2	0	11	19	3	0
MINOR LEAGUE TOTALS		9-19	5.35	82	23	0	0	3	220.1	201	159	131	13	9	159	213	41	2

Pin-Chieh Chen – Infielder

FULL NAME: Pin-Chieh Chen **BATS:** Left **THROWS:** Right **HEIGHT:** 6-1 **WEIGHT:** 160

OPENING DAY AGE: 21, turns 22 on July 23 **BORN:** 7/23/91 in Kaohsiung City, Taiwan **RESIDENCE:** Kaohsiung City, Taiwan

♦ **HOW ACQUIRED:** Signed by Cubs as a non-drafted free agent, 6/23/09 (scout: Steve Wilson)

♦ **CAREER HIGHLIGHTS:** 2011— His 20 stolen bases ranked fifth in the Northwest League

YEAR	TEAM	AVG	G	AB	R	H	2B	3B	HR	RBI	SH	SF	HP	BB	SO	SB-CS	E	OBP	SLG
2010	— Mesa-R	.292	42	168	25	49	4	1	0	17	0	1	2	20	19	10-7	2	.372	.327
	Boise-A	.318	6	22	1	7	0	0	0	2	0	0	0	3	2	0-1	0	.400	.318
2011	— Boise-A	.301	60	229	34	69	14	4	2	30	4	5	0	25	44	20-6	0	.363	.424
2012	— Peoria-A	.259	127	464	75	120	15	10	2	51	3	7	3	62	78	36-14	9	.345	.347
MINOR LEAGUE TOTALS		.277	235	883	135	245	33	15	4	100	7	13	5	110	143	66-28	11	.356	.362

Augusto Colina – Pitcher

FULL NAME: Augusto Colina **BATS:** Left **THROWS:** Left **HEIGHT:** 6-0 **WEIGHT:** 178

OPENING DAY AGE: 20 **BORN:** 12/20/92 in Coro-Edo Falcon, Venezuela **RESIDENCE:** Coro-Edo Falcon, Venezuela

♦ **HOW ACQUIRED:** Signed by Cubs as a non-drafted free agent 9/9/09 (scouts: Hector Ortega and Charles Perez)

YEAR	TEAM	W-L	ERA	G	GS	CG	SHO	SV	IP	H	R	ER	HR	HB	BB	SO	WP	BK
2010	— DSL Cubs 1-R	5-1	1.93	21	0	0	0	4	42.0	38	14	9	1	3	10	37	5	1
2011	— DSL Cubs 1-R	1-1	2.53	10	0	0	0	2	21.1	23	6	6	0	0	9	19	0	0
	DSL Cubs 2-R	4-1	2.81	10	0	0	0	0	16.0	17	6	5	1	2	3	16	0	0
2012	— DSL Cubs 2-R	1-0	3.38	13	0	0	0	1	16.0	11	6	6	1	1	10	11	0	0
MINOR LEAGUE TOTALS		11-3	2.45	54	0	0	0	7	95.1	89	32	26	3	6	32	83	5	1

Gerardo Concepcion – Pitcher

FULL NAME: Gerardo Concepcion (*He-raw-doh Con-sep-see-ohn*) **BATS:** Left **THROWS:** Left **HEIGHT:** 6-2 **WEIGHT:** 180

OPENING DAY AGE: 21 **BORN:** 2/29/92 in Havana, Cuba **RESIDENCE:** Mexico City, Mexico

♦ **HOW ACQUIRED:** Agreed to a five-year major league contract with Cubs 3/11/12 (scouts: Louie Eljaou, Oneri Fleita and Jose Serra)

♦ **CAREER NOTES:** 2012— Outrighted to Single-A Kane County December 21 ... twice on the minor league D.L.: April 5-24 with a right calf strain, and July 11-September 4 with a viral infection ... 2011— Earned Cuban National Series Rookie of the Year honors, going 10-3 with a 3.36 ERA in 21 games (16 starts) for the Industriales

YEAR	TEAM	W-L	ERA	G	GS	CG	SHO	SV	IP	H	R	ER	HR	HB	BB	SO	WP	BK
2012	Peoria-A	2-6	7.39	12	12	0	0	0	52.1	70	52	43	6	2	30	28	3	4

Edwin Contreras – Outfielder

FULL NAME: Edwin Contreras **BATS:** Left **THROWS:** Left **HEIGHT:** 6-0 **WEIGHT:** 190

OPENING DAY AGE: 19 **BORN:** 12/13/93 in Valverde, D.R. **RESIDENCE:** Valverde, D.R.

♦ **HOW ACQUIRED:** Signed by Cubs as a non-drafted free agent 5/23/11 (scout: Hector Ortega)

YEAR	TEAM	AVG	G	AB	R	H	2B	3B	HR	RBI	SH	SF	HP	BB	SO	SB-CS	E	OBP	SLG
2011	DSL Cubs 1-R	.162	31	99	8	16	3	2	0	13	0	2	0	11	25	1-2	3	.241	.232
2012	DSL Cubs 2-R	.224	38	98	9	22	4	0	0	11	0	0	0	7	29	1-1	2	.276	.265
MINOR LEAGUE TOTALS		.193	69	197	17	38	7	2	0	24	0	2	0	18	54	2-3	5	.258	.249

Willson Contreras – Catcher

FULL NAME: Willson Eduardo Contreras **BATS:** Right **THROWS:** Right **HEIGHT:** 6-1 **WEIGHT:** 175

OPENING DAY AGE: 20, turns 21 on May 13 **BORN:** 5/13/92 in Edo Carabobo, Venezuela **RESIDENCE:** Puerto Cabello, Venezuela

♦ **HOW ACQUIRED:** Signed by Cubs as a non-drafted free agent 12/7/09 (scouts: Hector Ortega and Julio Figueroa)

YEAR	TEAM	AVG	G	AB	R	H	2B	3B	HR	RBI	SH	SF	HP	BB	SO	SB-CS	E	OBP	SLG
2009	DSL Cubs 2-R	.205	29	112	13	23	5	2	1	6	2	0	6	10	26	2-2	16	.305	.313
2010	DSL Cubs 2-R	.313	17	64	11	20	2	1	0	9	0	0	2	8	6	2-0	14	.405	.375
2011	Boise-A	.261	60	222	31	58	5	4	2	27	3	0	3	11	41	3-2	23	.305	.347
2012	Boise-A	.273	64	249	32	68	10	1	3	39	0	1	5	11	54	3-2	8	.316	.357
MINOR LEAGUE TOTALS		.261	170	647	87	169	22	8	6	81	5	1	16	40	127	10-6	61	.320	.348

Josh Conway – Pitcher

FULL NAME: Joshua Conway **BATS:** Right **THROWS:** Right **HEIGHT:** 6-1 **WEIGHT:** 195

OPENING DAY AGE: 21, turns 22 April 12 **BORN:** 4/12/91 in Waynesboro, PA **RESIDENCE:** Smithsburg, MD

♦ **SCHOOL:** Attended Coastal Carolina University in Conway, S.C. ... graduated from Smithsburg (Md.) High School

♦ **HOW ACQUIRED:** Selected by Cubs in fourth round of 2012 draft (scout: Keith Lockhart)

♦ **COLLEGE CAREER:** Earned 2012 second team All-Big South honors ... was the 2012 Preseason Big South Pitcher of the Year ... missed the last month of the season due to Tommy John Surgery ... his 2.68 career ERA ranks sixth on the on the school's all-time list during the Division I era ... in 2010, he was to the John Olerud Two-Way Player of the Year "Watch List" as presented by the College Baseball Foundation.

YEAR	TEAM	W-L	ERA	G	GS	CG	SHO	SV	IP	H	R	ER	HR	HB	BB	SO	WP	BK
2012	—	WILL MAKE DEBUT IN 2013																

Evan Crawford – Outfielder

FULL NAME: Evan Crawford **BATS:** Right **THROWS:** Right **HEIGHT:** 6-2 **WEIGHT:** 170

OPENING DAY AGE: 24, turns 25 on August 5 **BORN:** 8/5/88 in St. Louis, MO **RESIDENCE:** St. Louis, MO

♦ **SCHOOL:** Attended Indiana University

♦ **ORIGINAL CLUB:** Selected by San Francisco in the ninth of 2009 draft (scout: Kevin Christman)

♦ **HOW ACQUIRED:** From San Francisco 8/11/10 for INF Mike Fontenot

♦ **CAREER NOTES:** 2012— Missed the season recovering from right shoulder surgery ... 2011— Named both a mid-season and post-season Florida State League All-Star ... ranked fourth in the league with 32 stolen bases, seventh with a .307 batting average and tied for ninth with six triples

YEAR	TEAM	AVG	G	AB	R	H	2B	3B	HR	RBI	SH	SF	HP	BB	SO	SB-CS	E	OBP	SLG
2009	AZL Giants-R	.273	16	66	14	18	1	1	0	7	2	0	0	5	15	9-0	1	.324	.318
	Salem-Keizer-A	.316	31	114	23	36	8	2	1	23	1	2	3	9	30	5-2	2	.375	.447
2010	Augusta-A	.255	109	432	64	110	12	12	4	29	3	1	6	35	108	24-9	4	.319	.366
	Daytona-A	.278	18	54	7	15	1	2	0	3	1	1	0	1	16	3-0	1	.286	.370
2011	Daytona-A	.307	115	446	69	137	24	6	2	50	8	1	13	26	98	32-6	5	.362	.401
2012	—	INJURED — DID NOT PLAY																	
MINOR LEAGUE TOTALS		.284	289	1112	177	316	46	23	7	112	15	5	22	76	267	73-17	13	.341	.386

Rashad Crawford – Outfielder

FULL NAME: Rashad Travelle Crawford **BATS:** Switch **THROWS:** Right **HEIGHT:** 6-3 **WEIGHT:** 200

OPENING DAY AGE: 19 **BORN:** 10/15/93 in Macon, GA **RESIDENCE:** Atlanta, GA

♦ **SCHOOL:** Graduated from Mundy's Mill High School in Clayton, Ga.

♦ **HOW ACQUIRED:** Selected by Cubs in 11th round of 2012 draft (scout: Keith Lockhart)

YEAR	TEAM	AVG	G	AB	R	H	2B	3B	HR	RBI	SH	SF	HP	BB	SO	SB-CS	E	OBP	SLG
2012	Mesa-R	.167	9	30	6	5	0	0	0	3	0	0	0	7	9	4-0	4	.324	.167

Varonex Cuevas – Infielder

FULL NAME: Varonex Cuevas **BATS:** Switch **THROWS:** Right **HEIGHT:** 6-1 **WEIGHT:** 165
OPENING DAY AGE: 20, turns 21 on July 24 **BORN:** 7/24/92 in Santo Domingo, D.R. **RESIDENCE:** Santo Domingo, D.R.
HOW ACQUIRED: Signed by Cubs as a non-drafted free agent 5/10/11 (scouts: Jose Serra and Carlos Reyes)

YEAR	TEAM	AVG	G	AB	R	H	2B	3B	HR	RBI	SH	SF	HP	BB	SO	SB-CS	E	OBP	SLG
2011	— DSL Cubs 1-R	.165	49	139	18	23	1	2	0	14	1	3	1	27	34	7-6	14	.300	.201
2012	— DSL Cubs 1-R	.276	54	170	25	47	6	1	0	12	1	1	2	16	33	12-9	17	.344	.324
MINOR LEAGUE TOTALS		.227	103	309	43	70	7	3	0	26	2	4	3	43	67	19-15	31	.323	.269

Wes Darvill – Infielder

FULL NAME: Wesley W. Darvill **BATS:** Left **THROWS:** Right **HEIGHT:** 6-2 **WEIGHT:** 175
OPENING DAY AGE: 21, turns 22 on September 10 **BORN:** 9/10/91 in Richmond, British Columbia **RESIDENCE:** Langley, British Columbia
SCHOOL: Graduated from Brookwood Secondary School in Langley, British Columbia in June 2009
HOW ACQUIRED: Selected by Cubs in fifth round of 2009 draft (scout: Al Geddes)

YEAR	TEAM	AVG	G	AB	R	H	2B	3B	HR	RBI	SH	SF	HP	BB	SO	SB-CS	E	OBP	SLG
2009	— Mesa-R	.223	34	130	18	29	1	0	0	15	2	2	1	13	31	7-1	12	.295	.231
2010	— Boise-A	.143	31	91	9	13	1	0	0	6	1	0	1	13	18	3-2	9	.257	.154
	— Mesa-R	.301	26	103	19	31	3	0	0	7	0	1	1	14	21	12-1	5	.387	.330
2011	— Boise-A	.256	66	223	29	57	14	0	0	12	2	0	2	29	50	7-4	17	.346	.318
2012	— Peoria-A	.224	116	447	49	100	16	6	3	35	5	4	1	39	83	11-6	38	.285	.306
MINOR LEAGUE TOTALS		.231	273	994	124	230	35	6	3	75	10	7	6	108	203	40-14	81	.309	.288

Taylor Davis – Catcher

FULL NAME: Taylor M. Davis **BATS:** Right **THROWS:** Right **HEIGHT:** 5-10 **WEIGHT:** 185
OPENING DAY AGE: 23 **BORN:** 11/28/89 in Tampa, FL **RESIDENCE:** Newport, KY
SCHOOL: Attended Morehead (Ky.) State University
HOW ACQUIRED: Signed by Cubs as a non-drafted free agent 7/11/11 (scout: Tim Wilken)
CAREER NOTES: Selected by Florida in the 49th round of the 2008 draft, but did not sign

YEAR	TEAM	AVG	G	AB	R	H	2B	3B	HR	RBI	SH	SF	HP	BB	SO	SB-CS	E	OBP	SLG
2011	— Mesa-R	.308	11	39	10	12	1	3	0	10	0	1	1	5	3	0-0	2	.391	.487
2012	— Peoria-A	.338	18	65	5	22	4	2	1	12	0	3	0	8	8	0-0	1	.395	.508
	— Daytona-A	.223	52	157	15	35	8	0	2	26	0	2	1	21	24	3-2	5	.315	.312
MINOR LEAGUE TOTALS		.264	81	261	30	69	13	5	3	48	0	6	2	34	35	3-2	8	.347	.387

Juancito De La Cruz – Pitcher

FULL NAME: Juancito De la Cruz **BATS:** Right **THROWS:** Right **HEIGHT:** 6-3 **WEIGHT:** 170
OPENING DAY AGE: 20 **BORN:** 1/21/93 in San Pedro de Macoris, D.R. **RESIDENCE:** San Pedro de Macoris, D.R.
HOW ACQUIRED: Signed by Cubs as a non-drafted free agent 2/22/11 (scout: Jose Serra)

YEAR	TEAM	W-L	ERA	G	GS	CG	SHO	SV	IP	H	R	ER	HR	HB	BB	SO	WP	BK
2011	— DSL Cubs 1-R	1-4	4.14	15	4	0	0	0	45.2	32	28	21	0	4	28	21	5	1
2012	— DSL Cubs 1-R	1-1	6.30	10	0	0	0	0	20.0	26	16	14	2	2	20	19	7	0
MINOR LEAGUE TOTALS		2-5	4.80	25	4	0	0	0	65.2	58	44	35	2	6	48	40	12	1

Michael De La Cruz – Pitcher

FULL NAME: Michael De la Cruz **BATS:** Right **THROWS:** Right **HEIGHT:** 6-3 **WEIGHT:** 180
OPENING DAY AGE: 23 **BORN:** 11/28/89 in La Romana, D.R. **RESIDENCE:** La Romana, D.R.
ORIGINAL CLUB: Signed by Texas as a non-drafted free agent 6/11/07
HOW ACQUIRED: Signed by Cubs as a minor league free agent 4/4/12 (scout: Jose Serra)

YEAR	TEAM	W-L	ERA	G	GS	CG	SHO	SV	IP	H	R	ER	HR	HB	BB	SO	WP	BK
2007	— DSL Rangers 1-R	1-0	5.49	10	0	0	0	0	19.2	13	14	12	2	0	24	19	5	0
2008	— DSL Rangers 2-R	2-9	6.31	20	13	0	0	0	51.1	47	41	36	7	12	46	60	13	2
2012	— DSL Cubs 1-R	0-0	9.00	2	2	0	0	0	2.0	1	2	2	0	1	4	1	0	0
MINOR LEAGUE TOTALS		3-9	6.16	32	15	0	0	0	73.0	61	57	50	9	13	74	80	18	2

Oscar De La Cruz – Pitcher

FULL NAME: Oscar Eduardo De La Cruz **BATS:** Right **THROWS:** Right **HEIGHT:** 6-4 **WEIGHT:** 200
OPENING DAY AGE: 18 **BORN:** 3/4/95 in La Romana, D.R. **RESIDENCE:** La Romana, D.R.
HOW ACQUIRED: Signed by Cubs as a non-drafted free agent 10/1/12 (scouts: Jose Serra and Marino Encarnacion)

YEAR	TEAM	W-L	ERA	G	GS	CG	SHO	SV	IP	H	R	ER	HR	HB	BB	SO	WP	BK
2012	—																	

WILL MAKE DEBUT IN 2013

Steven De La Cruz – Catcher

FULL NAME: Steven De La Cruz BATS: Right THROWS: Right HEIGHT: 6-0 WEIGHT: 183

OPENING DAY AGE: 19 BORN: 12/13/93 in Santo Domingo, D.R. RESIDENCE: Santo Domingo, D.R.

♦ HOW ACQUIRED: Signed by Cubs as a non-drafted free agent 4/26/11 (scout: Jose Serra)

YEAR	TEAM	AVG	G	AB	R	H	2B	3B	HR	RBI	SH	SF	HP	BB	SO	SB-CS	E	OBP	SLG
2011	– DSL Cubs 2-R	.269	11	26	3	7	1	0	0	4	0	0	1	1	6	0-0	1	.321	.308
	DSL Cubs 1-R	.086	21	35	2	3	1	0	0	7	1	1	0	8	10	0-0	2	.250	.114
2012	– DSL Cubs 2-R	.000	2	5	0	0	0	0	0	0	0	0	0	0	3	0-0	0	.000	.000
	DSL Cubs 1-R	.357	10	28	4	10	4	0	0	5	0	0	0	1	2	0-1	1	.379	.500
MINOR LEAGUE TOTALS		.213	44	94	9	20	6	0	0	16	1	1	1	10	21	0-1	4	.292	.277

Frandy De La Rosa – Infielder

FULL NAME: Frandy Antonio De La Rosa BATS: Switch THROWS: Right HEIGHT: 6-0 WEIGHT: 170

OPENING DAY AGE: 17 BORN: 1/24/96 in Comendador, D.R. RESIDENCE: Santo Domingo, D.R.

♦ HOW ACQUIRED: Signed by Cubs as a non-drafted free agent 7/2/12 (scouts: Jose Serra, Gian Guzman and Marino Encarnacion)

YEAR	TEAM	AVG	G	AB	R	H	2B	3B	HR	RBI	SH	SF	HP	BB	SO	SB-CS	E	OBP	SLG
2012	–	WILL MAKE DEBUT IN 2013																	

Frank Del Valle – Pitcher

FULL NAME: Frank Del Valle BATS: Left THROWS: Left HEIGHT: 5-11 WEIGHT: 190

OPENING DAY AGE: 23 BORN: 9/16/89 in Cuba RESIDENCE: Santo Domingo, D.R.

♦ HOW ACQUIRED: Signed by Cubs as a non-drafted free agent 6/11/11 (scout: Jose Serra and Louis Eljaou)

YEAR	TEAM	W-L	ERA	G	GS	CG	SHO	SV	IP	H	R	ER	HR	HB	BB	SO	WP	BK
2011	– Mesa-R	0-0	0.00	3	3	0	0	0	8.0	1	0	0	0	0	3	11	0	2
	Peoria-A	3-2	2.95	9	7	0	0	0	42.2	36	17	14	3	0	11	31	4	3
	Daytona-A	0-2	15.63	2	2	0	0	0	6.1	12	11	11	3	0	6	5	1	1
2012	– Daytona-A	5-5	3.26	22	15	0	0	0	99.1	70	47	36	14	5	30	84	2	4
MINOR LEAGUE TOTALS		8-9	3.51	36	27	0	0	0	156.1	119	75	61	20	5	50	131	7	10

Zeke DeVoss – Outfielder

FULL NAME: Ezekiel Mark DeVoss BATS: Switch THROWS: Right HEIGHT: 5-10 WEIGHT: 175

OPENING DAY AGE: 22, turns 23 on July 17 BORN: 7/17/90 in Ft. Lauderdale, FL RESIDENCE: Mims, FL

♦ SCHOOL: Attended the University of Miami (Fla.)

♦ HOW ACQUIRED: Selected by Cubs in third round of 2011 draft (scout: Lukas McNight)

♦ CAREER NOTES: 2012— Named a mid-season Midwest League All-Star ... led the league in walks (88) and finished third with 88 runs scored and fourth with a .382 on-base percentage

YEAR	TEAM	AVG	G	AB	R	H	2B	3B	HR	RBI	SH	SF	HP	BB	SO	SB-CS	E	OBP	SLG
2011	– Mesa-R	.294	4	17	4	5	1	0	0	3	0	0	1	1	4	2-0	1	.368	.353
	Boise-A	.311	38	132	28	41	8	1	0	14	0	0	4	32	28	14-4	13	.458	.386
2012	– Peoria-A	.249	125	465	88	116	24	7	6	38	10	4	20	*82	118	35-16	28	.382	.370
MINOR LEAGUE TOTALS		.264	167	614	120	162	33	8	6	55	10	4	25	115	150	51-20	42	.398	.373

*Led League

Alberto Diaz – Pitcher

FULL NAME: Alberto Jose Diaz BATS: Left THROWS: Left HEIGHT: 5-9 WEIGHT: 157

OPENING DAY AGE: 21, turns 22 on June 12 BORN: 6/12/91 in Caracas, Venezuela RESIDENCE: Edo Miranda, Venezuela

♦ HOW ACQUIRED: Signed by Cubs as a non-drafted free agent 6/9/10 (scout: Hector Ortega)

YEAR	TEAM	W-L	ERA	G	GS	CG	SHO	SV	IP	H	R	ER	HR	HB	BB	SO	WP	BK
2010	– DSL Cubs 2-R	1-1	4.18	11	1	0	0	0	32.1	34	23	15	2	1	15	23	6	0
2011	– DSL Cubs 2-R	1-0	0.00	2	0	0	0	0	3.0	3	0	0	0	0	2	2	1	0
	DSL Cubs 1-R	0-3	3.18	9	0	0	0	2	11.1	12	8	4	0	1	12	6	1	0
2012	– DSL Cubs 2-R	2-2	2.51	18	0	0	0	4	32.1	20	10	9	3	3	19	28	5	0
MINOR LEAGUE TOTALS		4-6	3.19	40	1	0	0	6	79.0	69	41	28	5	5	48	59	13	0

Andin Diaz – Pitcher

FULL NAME: Andin Diaz BATS: Left THROWS: Left HEIGHT: 6-0 WEIGHT: 182

OPENING DAY AGE: 20 BORN: 9/2/92 in Maria Trinidad Sanchez, D.R. RESIDENCE: Duarte, D.R.

♦ HOW ACQUIRED: Signed by Cubs as a non-drafted free agent 6/5/12 (scouts: Jose Serra and Gian Guzman)

YEAR	TEAM	W-L	ERA	G	GS	CG	SHO	SV	IP	H	R	ER	HR	HB	BB	SO	WP	BK
2012	– DSL Cubs 1-R	1-4	5.16	10	2	0	0	1	22.2	23	17	13	1	3	10	17	1	1

Jorge Diaz – Pitcher

FULL NAME: Jorge Ivan Diaz **BATS:** Right **THROWS:** Right **HEIGHT:** 6-6 **WEIGHT:** 190
OPENING DAY AGE: 21 **BORN:** 1/20/92 in New York, NY **RESIDENCE:** Santo Domingo, D.R.

- ♦ **HOW ACQUIRED:** Signed by Cubs as a non-drafted free agent 2/14/11 (scouts: Jose Serra and Carlos Reyes)

YEAR	TEAM	W-L	ERA	G	GS	CG	SHO	SV	IP	H	R	ER	HR	HB	BB	SO	WP	BK
2011	DSL Cubs 1-R	2-3	9.85	13	6	0	0	0	24.2	41	31	27	0	4	21	17	6	1
2012	DSL Cubs 2-R	1-2	3.00	12	7	0	0	0	36.0	36	17	12	1	9	12	24	4	0
MINOR LEAGUE TOTALS		3-5	5.79	25	13	0	0	0	60.2	77	48	39	1	13	33	41	10	1

Ian Dickson – Pitcher

FULL NAME: Ian R. Dickson **BATS:** Right **THROWS:** Right **HEIGHT:** 6-5 **WEIGHT:** 215
OPENING DAY AGE: 22 **BORN:** 9/16/90 in Huntington, NY **RESIDENCE:** Northport, NY

- ♦ **SCHOOL:** Attended Lafayette College (Pa.)
- ♦ **HOW ACQUIRED:** Selected by Cubs in 35th round of 2011 draft (scout: Tim Adkins)

YEAR	TEAM	W-L	ERA	G	GS	CG	SHO	SV	IP	H	R	ER	HR	HB	BB	SO	WP	BK
2012	Boise-A	3-3	5.60	15	15	0	0	0	62.2	69	47	39	7	3	25	48	5	0

Rafael Diplan – Pitcher

FULL NAME: Rafael Alejandro Diplan **BATS:** Right **THROWS:** Right **HEIGHT:** 6-1 **WEIGHT:** 190
OPENING DAY AGE: 21 **BORN:** 10/27/91 in Licey Al Medio, D.R. **RESIDENCE:** Santo Domingo, D.R.

- ♦ **HOW ACQUIRED:** Signed by Cubs as a non-drafted free agent 5/31/10 (scouts: Jose Serra, Juan Moncion and Jose Estevez)

YEAR	TEAM	W-L	ERA	G	GS	CG	SHO	SV	IP	H	R	ER	HR	HB	BB	SO	WP	BK
2010	DSL Cubs 1-R	6-0	1.49	19	2	0	0	1	42.1	24	11	7	0	2	15	26	3	0
2011	Mesa-R	0-1	7.07	12	0	0	0	1	14.0	14	14	11	3	1	12	8	3	1
2012	Boise-A	3-3	4.37	19	0	0	0	1	35.0	36	25	17	2	1	22	24	9	1
MINOR LEAGUE TOTALS		9-4	3.45	50	2	0	0	3	91.1	74	50	35	5	4	49	58	15	2

Wagner Disla – Pitcher

FULL NAME: Wagner Jhoel Disla **BATS:** Right **THROWS:** Right **HEIGHT:** 6-4 **WEIGHT:** 180
OPENING DAY AGE: 17 **BORN:** 10/21/95 in Boca Chica, D.R. **RESIDENCE:** Santo Domingo, D.R.

- ♦ **HOW ACQUIRED:** Signed by Cubs as a non-drafted free agent 8/14/12 (scouts: Jose Serra and Gian Guzman)

YEAR	TEAM	W-L	ERA	G	GS	CG	SHO	SV	IP	H	R	ER	HR	HB	BB	SO	WP	BK
2012	—																	

WILL MAKE DEBUT IN 2013

Nathan Dorris – Pitcher

FULL NAME: Nathaniel Dorris **BATS:** Left **THROWS:** Left **HEIGHT:** 6-3 **WEIGHT:** 185
OPENING DAY AGE: 22 **BORN:** 12/9/90 in Carbondale, IL **RESIDENCE:** Marion, IL

- ♦ **SCHOOL:** Attended Southern Illinois University ... graduated from Marion (Ill.) High School
- ♦ **HOW ACQUIRED:** Selected by Cubs in 17th round of 2012 draft (scout: Stan Zielinski)
- ♦ **COLLEGE CAREER:** Tied for sixth in the Missouri Valley Conference with seven wins in 2012 ... before SIU, he played two years of JUCO ball at nearby Rend Lake College, where he earned first team all-Great Rivers Athletic Conference honors as a sophomore

YEAR	TEAM	W-L	ERA	G	GS	CG	SHO	SV	IP	H	R	ER	HR	HB	BB	SO	WP	BK
2012	Mesa-R	1-0	1.80	7	0	0	0	1	10.0	8	3	2	0	0	4	8	0	0
	Boise-A	1-1	1.93	9	0	0	0	4	14.0	12	3	3	0	0	7	13	1	0
MINOR LEAGUE TOTALS		2-1	1.88	16	0	0	0	5	24.0	20	6	5	0	0	11	21	1	0

Shawon Dunston, Jr. – Outfielder

FULL NAME: Shawon D. Dunston, Jr. **BATS:** Left **THROWS:** Right **HEIGHT:** 6-1 **WEIGHT:** 160
OPENING DAY AGE: 20 **BORN:** 2/5/93 in Fremont, CA **RESIDENCE:** Fremont, CA

- ♦ **SCHOOL:** Graduated from Valley Christian High School (Calif.)
- ♦ **HOW ACQUIRED:** Selected by Cubs in 11th round of 2011 draft (scout: Ricky Schroeder)
- ♦ **CAREER NOTES:** 2011— Named an AFLAC All-American
- ♦ **FAMILY TIES:** Son of former Cub and 1982 first overall draft pick, Shawon Dunston

YEAR	TEAM	AVG	G	AB	R	H	2B	3B	HR	RBI	SH	SF	HP	BB	SO	SB-CS	E	OBP	SLG
2012	Boise-A	.185	19	65	10	12	4	1	1	2	0	0	2	4	14	1-2	0	.254	.323
	Mesa-R	.286	39	161	30	46	6	4	2	24	2	2	1	18	33	4-2	2	.357	.410
MINOR LEAGUE TOTALS		.257	58	226	40	58	10	5	3	26	2	2	3	22	47	5-4	2	.328	.385

Taiwan Easterling – Outfielder

FULL NAME: Taiwan T. Easterling **BATS:** Right **THROWS:** Right **HEIGHT:** 6-0 **WEIGHT:** 205

OPENING DAY AGE: 24 **BORN:** 2/24/89 in Jackson, MS **RESIDENCE:** Mendenhall, MS

♦ **SCHOOL:** Attended Florida State University ... graduated from Oak Grove High School (Miss.) in 2007

♦ **HOW ACQUIRED:** Selected by Cubs in 27th round of 2011 draft (scout: Tom Clark)

♦ **CAREER NOTES:** Was on Peoria's disabled list, June 14-26, with a left oblique strain and from July 26-September 4 with a left knee strain

♦ **COLLEGE NOTES:** Played wide receiver for three seasons on the Florida State football team

YEAR	TEAM	AVG	G	AB	R	H	2B	3B	HR	RBI	SH	SF	HP	BB	SO	SB-CS	E	OBP	SLG
2011	Mesa-R	.500	7	28	10	14	2	2	0	1	0	0	0	1	4	1-2	0	.517	.714
	Peoria-A	.277	40	166	18	46	6	1	2	16	2	3	0	8	32	9-4	2	.305	.361
	Daytona-A	.200	1	5	0	1	0	0	0	0	0	0	0	0	1	0-0	0	.200	.200
2012	Peoria-A	.243	70	268	29	65	17	2	4	28	3	3	9	21	76	18-10	6	.316	.366
MINOR LEAGUE TOTALS		.270	118	467	57	126	25	5	6	45	5	6	9	30	113	28-16	8	.322	.383

Ethan Elias – Pitcher

FULL NAME: Ethan J. Elias **BATS:** Right **THROWS:** Right **HEIGHT:** 6-3 **WEIGHT:** 180

OPENING DAY AGE: 19, turns 20 on April 27 **BORN:** 4/27/93 in Saskatoon, Saskatchewan, Canada **RESIDENCE:** Entwistle, Alberta, Canada

♦ **SCHOOL:** Graduated from Grand Trunk High School (Alberta)

♦ **HOW ACQUIRED:** Selected by Cubs in 22nd round of 2011 draft (scout: Matt Sherman)

♦ **CAREER NOTES:** 2011— Canadian Junior National Team member

YEAR	TEAM	W-L	ERA	G	GS	CG	SHO	SV	IP	H	R	ER	HR	HB	BB	SO	WP	BK
2012	Mesa-R	1-2	3.90	13	4	0	0	0	30.0	38	18	13	1	2	6	22	2	0

Jenner Emeterio – Infielder

FULL NAME: Jenner Antonio Emeterio **BATS:** Right **THROWS:** Right **HEIGHT:** 6-1 **WEIGHT:** 170

OPENING DAY AGE: 20 **BORN:** 3/19/93 in San Cristobal, D.R. **RESIDENCE:** San Cristobal, D.R.

♦ **HOW ACQUIRED:** Signed by Cubs as a non-drafted free agent 6/5/12 (scouts: Jose Serra and Gian Guzman)

YEAR	TEAM	AVG	G	AB	R	H	2B	3B	HR	RBI	SH	SF	HP	BB	SO	SB-CS	E	OBP	SLG
2012	DSL Cubs 1-R	.283	45	159	27	45	8	2	2	20	2	2	2	24	32	12-7	17	.380	.396

Antonio Encarnacion – Pitcher

FULL NAME: Antonio Encarnacion **BATS:** Right **THROWS:** Right **HEIGHT:** 6-1 **WEIGHT:** 170

OPENING DAY AGE: 21 **BORN:** 11/6/91 in Vicente Noble, D.R. **RESIDENCE:** Vicente Noble, D.R.

♦ **HOW ACQUIRED:** Signed by Cubs as a non-drafted free agent, 7/23/08 (scouts: Jose Serra and Carlos Reyes)

♦ **CAREER NOTES:** 2012— Missed the season with an injured right elbow

YEAR	TEAM	W-L	ERA	G	GS	CG	SHO	SV	IP	H	R	ER	HR	HB	BB	SO	WP	BK
2009	DSL Cubs 2-R	0-4	4.47	14	7	0	0	0	46.1	51	37	23	2	11	19	33	6	0
2010	DSL Cubs 2-R	0-2	8.72	11	1	0	0	0	21.2	27	26	21	2	5	19	10	4	0
2011	DSL Cubs 2-R	0-0	4.50	6	0	0	0	0	6.0	5	3	3	0	1	6	4	2	0
2012		INJURED — DID NOT PITCH																
MINOR LEAGUE TOTALS		0-6	5.72	31	8	0	0	0	74.0	83	66	47	4	17	44	47	12	0

Kevin Encarnacion – Outfielder

FULL NAME: Kevin Eduardo Encarnacion **BATS:** Switch **THROWS:** Right **HEIGHT:** 6-0 **WEIGHT:** 175

OPENING DAY AGE: 21 **BORN:** 11/23/91 in Santo Domingo, D.R. **RESIDENCE:** Santo Domingo, D.R.

♦ **HOW ACQUIRED:** Signed by Cubs as a non-drafted free agent 5/29/10 (scouts: Jose Serra and Carlos Reyes)

YEAR	TEAM	AVG	G	AB	R	H	2B	3B	HR	RBI	SH	SF	HP	BB	SO	SB-CS	E	OBP	SLG
2010	DSL Cubs 1-R	.233	63	176	27	41	9	1	0	15	6	2	2	36	32	15-13	2	.366	.295
2011	DSL Cubs 2-R	.200	31	100	18	20	3	2	0	10	0	0	2	20	26	3-3	4	.344	.270
	DSL Cubs 1-R	.374	35	123	20	46	1	9	1	17	0	0	0	15	9	25-5	0	.442	.553
2012	DSL Cubs 2-R	.308	52	172	38	53	6	3	5	31	3	1	5	39	27	12-10	1	.447	.465
MINOR LEAGUE TOTALS		.280	181	571	103	160	19	15	6	73	9	3	9	110	94	55-31	7	.403	.398

Greyfer Eregua – Pitcher

FULL NAME: Greyfer Jose Eregua (Herrera) **BATS:** Right **THROWS:** Right **HEIGHT:** 5-11 **WEIGHT:** 160

OPENING DAY AGE: 19 **BORN:** 10/15/93 in San Carlos, Cojedes, Venezuela **RESIDENCE:** San Carlos, Cojedes, Venezuela

♦ **HOW ACQUIRED:** Signed by Cubs as a non-drafted free agent 5/24/12 (scouts: Jose Serra, Gian Guzman and Jose Estevez)

YEAR	TEAM	W-L	ERA	G	GS	CG	SHO	SV	IP	H	R	ER	HR	HB	BB	SO	WP	BK
2012	DSL Cubs 2-R	3-2	3.48	10	9	0	0	0	44.0	39	20	17	3	2	8	36	4	0

Carlos Escobar – Catcher

FULL NAME: Carlos Escobar **BATS:** Right **THROWS:** Right **HEIGHT:** 6-2 **WEIGHT:** 185
OPENING DAY AGE: 22 **BORN:** 12/31/90 in Sylmar, CA **RESIDENCE:** Northridge, CA

- ♦ **SCHOOL:** Attended the University of Nevada ... graduated from Chatsworth (Calif.) High School
- ♦ **HOW ACQUIRED:** Selected by Cubs in 15th round of 2012 draft (scout: Scott Fairbanks)
- ♦ **COLLEGE CAREER:** Earned first-team All-Western Athletic Conference honors in 2012 after helping Nevada to a 32-25 record and a share of the conference title with an 11-7 mark ... named the Verizon Western Athletic Conference Baseball Hitter of the Week for April 23-29 ... in 2011, earned Second Nevada Letter honors

YEAR	TEAM	AVG	G	AB	R	H	2B	3B	HR	RBI	SH	SF	HP	BB	SO	SB-CS	E	OBP	SLG
2012	Mesa-R	.231	8	26	4	6	3	0	0	3	0	1	1	5	12	1-0	0	.364	.346
	Boise-A	.235	19	51	8	12	6	0	1	9	0	1	0	10	12	0-1	3	.355	.412
MINOR LEAGUE TOTALS		.234	27	77	12	18	9	0	1	12	0	2	1	15	24	1-1	3	.358	.390

Warner Eusebio – Pitcher

FULL NAME: Warner Eusebio **BATS:** Left **THROWS:** Left **HEIGHT:** 5-9 **WEIGHT:** 164

OPENING DAY AGE: 19, turns 20 on September 1 **BORN:** 9/1/93 in San Pedro de Macoris, D.R. **RESIDENCE:** San Pedro de Macoris, D.R.

- ♦ **HOW ACQUIRED:** Signed by Cubs as a non-drafted free agent 4/27/11 (scouts: Jose Serra and Marino Encarnacion)
- ♦ **CAREER NOTES:** 2012— Did not pitch while recovering from left shoulder surgery

YEAR	TEAM	W-L	ERA	G	GS	CG	SHO	SV	IP	H	R	ER	HR	HB	BB	SO	WP	BK
2011	DSL Cubs 1-R	2-1	2.19	10	5	0	0	0	37.0	26	12	9	1	2	10	30	7	0
2012	—																	
INJURED — DID NOT PITCH																		

Eduardo Figueroa – Pitcher

FULL NAME: Eduardo Luis Figueroa **BATS:** Right **THROWS:** Right **HEIGHT:** 6-2 **WEIGHT:** 195

OPENING DAY AGE: 24 **BORN:** 11/30/88 in Barquisimeto, Venezuela **RESIDENCE:** Barquisimeto, Venezuela

- ♦ **HOW ACQUIRED:** Signed by Cubs as a non-drafted free agent, 5/17/07 (scout: Hector Ortega)

YEAR	TEAM	W-L	ERA	G	GS	CG	SHO	SV	IP	H	R	ER	HR	HB	BB	SO	WP	BK
2007	Venezuela-R	1-1	3.09	17	0	0	0	0	32.0	40	21	11	1	5	16	17	5	2
2008	DSL Cubs 2-R	5-6	4.22	14	12	0	0	0	59.2	54	36	28	2	7	23	46	3	1
2009	Mesa-R	2-0	2.84	5	3	0	0	0	19.0	18	7	6	0	0	2	16	2	1
	Boise-A	3-4	7.11	11	1	0	0	0	25.1	39	26	20	2	2	10	17	5	1
2010	Mesa-R	0-0	2.25	4	1	0	0	0	16.0	11	5	4	0	2	3	19	0	0
	Boise-A	2-3	4.17	10	5	0	0	0	41.0	43	26	19	4	3	20	24	2	2
2011	Peoria-A	1-1	4.05	5	0	0	0	1	6.2	4	3	3	1	0	4	6	0	1
	Daytona-A	2-2	2.42	36	0	0	0	0	70.2	66	21	19	4	0	23	56	4	2
2012	Daytona-A	4-5	2.90	37	5	0	0	2	77.2	61	28	25	8	5	29	59	4	2
MINOR LEAGUE TOTALS		20-22	3.49	139	27	0	0	3	348.0	336	173	135	22	24	130	260	25	12

Frailyn Figueroa – Pitcher

FULL NAME: Frailyn Figueroa **BATS:** Left **THROWS:** Left **HEIGHT:** 6-2 **WEIGHT:** 190

OPENING DAY AGE: 17, turns 18 on June 14 **BORN:** 6/14/95 in Santo Domingo, D.R. **RESIDENCE:** Santo Domingo, D.R.

- ♦ **HOW ACQUIRED:** Signed by Cubs as a non-drafted free agent 12/8/11 (scouts: Jose Serra and Carlos Reyes)

YEAR	TEAM	W-L	ERA	G	GS	CG	SHO	SV	IP	H	R	ER	HR	HB	BB	SO	WP	BK
2012	DSL Cubs 2-R	2-1	5.40	11	1	0	0	0	18.1	25	16	11	1	7	9	13	5	0

Bryant Flete – Infielder

FULL NAME: Bryant Jesus Flete (Bracho) **BATS:** Switch **THROWS:** Right **HEIGHT:** 5-10 **WEIGHT:** 146

OPENING DAY AGE: 20 **BORN:** 1/31/93 in Cumarebo, Venezuela **RESIDENCE:** Valencia, Venezuela

- ♦ **HOW ACQUIRED:** Signed by Cubs as a non-drafted free agent 1/30/12 (scouts: Hector Ortega and Julio Figueroa)

YEAR	TEAM	AVG	G	AB	R	H	2B	3B	HR	RBI	SH	SF	HP	BB	SO	SB-CS	E	OBP	SLG
2012	DSL Cubs 2-R	.296	60	179	32	53	5	7	1	14	3	0	5	33	26	10-9	21	.419	.419

Luis Flores – Catcher

FULL NAME: Luis Alberto Flores **BATS:** Right **THROWS:** Right **HEIGHT:** 5-9 **WEIGHT:** 215

OPENING DAY AGE: 26 **BORN:** 11/2/86 in Del Rio, TX **RESIDENCE:** Del Rio, TX

- ♦ **SCHOOL:** Graduated from Moody High School in Corpus Christi, Texas in 2005 ... attended the University of Houston and Oklahoma State
- ♦ **HOW ACQUIRED:** Selected by Cubs in seventh round of 2008 draft (scout: Brandon Mozley)
- ♦ **FAMILY TIES:** His brother, Gene, spent 2005 in the Red Sox Minor League system

YEAR	TEAM	AVG	G	AB	R	H	2B	3B	HR	RBI	SH	SF	HP	BB	SO	SB-CS	E	OBP	SLG
2008	Boise-A	.167	9	24	1	4	1	0	0	0	1	0	0	3	5	0-1	2	.259	.208
	Peoria-A	.189	33	106	6	20	1	1	1	13	2	2	4	12	19	1-3	0	.290	.245
2009	Peoria-A	.208	18	48	7	10	6	0	2	4	2	0	2	12	11	0-1	2	.387	.458
	Daytona-A	.169	49	142	9	24	5	0	0	12	3	3	2	16	31	0-0	4	.258	.204
2010	Daytona-A	.304	10	23	3	7	3	1	0	1	0	0	0	1	2	0-0	0	.333	.522
	Peoria-A	.216	40	134	14	29	7	0	4	18	1	2	2	14	26	0-0	4	.296	.358
2011	Daytona-A	.161	9	31	4	5	0	0	1	3	0	1	0	2	7	0-0	2	.206	.258
	Tennessee-AA	.275	40	102	22	28	8	1	7	20	0	2	3	14	16	0-0	2	.372	.578
2012	Tennessee-AA	.167	26	72	4	12	3	0	1	11	2	1	1	16	13	0-0	3	.322	.250
MINOR LEAGUE TOTALS		.204	234	682	70	139	34	3	16	82	11	11	14	90	130	1-5	19	.305	.333

P.J. Francescon – Pitcher

FULL NAME: Patrick Jacob Francescon **BATS:** Right **THROWS:** Right **HEIGHT:** 6-1 **WEIGHT:** 195

OPENING DAY AGE: 24 **BORN:** 1/4/89 in Nashville, TN **RESIDENCE:** Nolansville, TN

- ♦ **SCHOOL:** Attended Trevecca Nazarene University (Tenn.) ... transferred to TNU from Middle Tennessee State University
- ♦ **HOW ACQUIRED:** Selected by Cubs in 40th round of 2011 draft (scout: Keith Ryman)
- ♦ **CAREER NOTES:** Named the Cubs Minor League Pitcher of the Month for May by the organization after going 3-1 with a 2.58 ERA (11 ER/38.1 IP) and a complete game in six starts between Peoria and Daytona

YEAR	TEAM	W-L	ERA	G	GS	CG	SHO	SV	IP	H	R	ER	HR	HB	BB	SO	WP	BK
2011	Mesa-R	0-0	0.00	1	0	0	0	1	2.0	1	0	0	0	0	0	2	0	0
	Peoria-A	1-4	3.89	17	2	0	0	2	34.2	36	17	15	3	0	7	40	4	1
	Daytona-A	0-0	0.00	1	1	0	0	0	2.0	2	0	0	0	0	1	2	0	0
2012	Peoria-A	5-1	1.86	9	9	0	0	0	53.1	28	15	11	5	7	14	42	5	0
	Daytona-A	3-6	3.75	17	17	1	0	0	84.0	83	42	35	8	1	24	53	1	0
MINOR LEAGUE TOTALS		9-11	3.12	45	29	1	0	3	176.0	150	74	61	16	8	46	139	10	1

Juan Francisco – Pitcher

FULL NAME: Juan Francisco **BATS:** Right **THROWS:** Right **HEIGHT:** 6-1 **WEIGHT:** 180

OPENING DAY AGE: 22 **BORN:** 7/24/90 in San Cristobal, D.R. **RESIDENCE:** San Cristobal, D.R.

- ♦ **HOW ACQUIRED:** Signed by Cubs as a non-drafted free agent 8/25/12 (scouts: Jose Serra and Carlos Reyes)

YEAR	TEAM	W-L	ERA	G	GS	CG	SHO	SV	IP	H	R	ER	HR	HB	BB	SO	WP	BK
2012	—	WILL MAKE DEBUT IN 2013																

Alexander Frias – Pitcher

FULL NAME: Alexander Frias **BATS:** Right **THROWS:** Right **HEIGHT:** 6-5 **WEIGHT:** 200

OPENING DAY AGE: 20, turns 21 on May 29 **BORN:** 5/29/92 in San Pedro de Macoris, D.R. **RESIDENCE:** San Pedro de Macoris, D.R.

- ♦ **HOW ACQUIRED:** Signed by Cubs as a non-drafted free agent, 5/25/11 (scouts: Jose Serra)

YEAR	TEAM	W-L	ERA	G	GS	CG	SHO	SV	IP	H	R	ER	HR	HB	BB	SO	WP	BK
2011	DSL Cubs 1-R	0-1	9.00	5	0	0	0	0	7.0	7	9	7	1	0	9	7	2	0
	DSL Cubs 2-R	2-0	3.27	7	0	0	0	1	11.0	10	4	4	0	4	5	5	2	0
2012	DSL Cubs 2-R	1-1	5.23	16	0	0	0	2	20.2	21	15	12	2	2	11	10	6	0
MINOR LEAGUE TOTALS		3-2	5.35	28	0	0	0	3	38.2	38	28	23	3	6	25	22	10	0

Manuel Fuentes – Pitcher

FULL NAME: Manuel Alejandro Fuentes **BATS:** Left **THROWS:** Left **HEIGHT:** 6-1 **WEIGHT:** 168

OPENING DAY AGE: 20, turns 21 on June 6 **BORN:** 6/6/92 in Puerto La Cruz, Venezuela **RESIDENCE:** Puerto La Cruz, Venezuela

- ♦ **HOW ACQUIRED:** Signed by Cubs as a non-drafted free agent 2/10/11 (scout: Hector Ortega)

YEAR	TEAM	W-L	ERA	G	GS	CG	SHO	SV	IP	H	R	ER	HR	HB	BB	SO	WP	BK
2011	DSL Cubs 1-R	0-4	7.11	14	0	0	0	1	19.0	24	18	15	1	3	16	12	5	2
2012	DSL Cubs 1-R	1-0	3.57	14	0	0	0	0	22.2	14	13	9	0	0	26	20	10	0
MINOR LEAGUE TOTALS		1-4	5.18	28	0	0	0	1	41.2	38	31	24	1	3	42	32	15	2

Victor Garcia – Pitcher

FULL NAME: Victor Jose Garcia **BATS:** Left **THROWS:** Left **HEIGHT:** 6-2 **WEIGHT:** 175
OPENING DAY AGE: 21 **BORN:** 4/1/92 in Higuerote-Edo Miranda, Venezuela **RESIDENCE:** Higuerote-Edo Miranda, Venezuela
 ♦ **HOW ACQUIRED:** Signed by Cubs as a non-drafted free agent, 9/2/09 (scouts: Hector Ortega and Julio Figueroa)

YEAR	TEAM	W-L	ERA	G	GS	CG	SHO	SV	IP	H	R	ER	HR	HB	BB	SO	WP	BK
2010	— DSL Cubs 2-R	0-3	6.60	12	7	0	0	0	30.0	34	26	22	2	3	20	29	5	1
2011	— DSL Cubs 2-R	3-2	2.95	14	8	0	0	0	55.0	43	26	18	2	2	27	64	11	3
2012	— DSL Cubs 2-R	3-1	2.34	17	0	0	0	2	34.2	24	12	9	1	1	12	39	6	0
MINOR LEAGUE TOTALS		6-6	3.69	43	15	0	0	2	119.2	101	64	49	5	6	59	132	22	4

Izaak Garsez – Outfielder

FULL NAME: Izaak Garsez **BATS:** Left **THROWS:** Left **HEIGHT:** 6-1 **WEIGHT:** 210
OPENING DAY AGE: 23 **BORN:** 1/24/90 in Caldwell, ID **RESIDENCE:** Caldwell, ID
 ♦ **SCHOOL:** Attended the College of Idaho ... graduated from Caldwell (Idaho) High School
 ♦ **HOW ACQUIRED:** Selected by Cubs in 30th round of 2012 draft (scout: Al Geddes)
 ♦ **COLLEGE CAREER:** Was a two-time NAIA All-American and two-time NAIA West Player of the Year at College of Idaho ... in 2012, hit .389 as a senior while setting a school record with 12 triples

YEAR	TEAM	AVG	G	AB	R	H	2B	3B	HR	RBI	SH	SF	HP	BB	SO	SB-CS	E	OBP	SLG
2012	— Mesa-R	.273	13	55	10	15	1	3	1	8	0	0	0	7	16	4-1	2	.355	.455
	Boise-A	.228	25	79	17	18	3	3	1	7	0	2	4	7	28	2-1	4	.315	.380
MINOR LEAGUE TOTALS		.246	38	134	27	33	4	6	2	15	0	2	4	14	44	6-2	6	.331	.410

Dustin Geiger – Infielder

FULL NAME: Dustin J. Geiger **BATS:** Right **THROWS:** Right **HEIGHT:** 6-2 **WEIGHT:** 190
OPENING DAY AGE: 21 **BORN:** 12/2/91 in Merritt Island, FL **RESIDENCE:** Merritt Island, FL
 ♦ **SCHOOL:** Graduated from Merritt Island (Fla.) High School in May of 2010
 ♦ **HOW ACQUIRED:** Selected by Cubs in 24th round of 2010 draft (scout: Lukas McNight)
 ♦ **CAREER NOTES:** 2012— Tied Peoria's single-game franchise record with eight RBI, August 1 at Quad Cities

YEAR	TEAM	AVG	G	AB	R	H	2B	3B	HR	RBI	SH	SF	HP	BB	SO	SB-CS	E	OBP	SLG
2010	— Mesa-R	.244	35	123	17	30	9	1	1	15	0	2	1	12	25	3-1	9	.312	.358
2011	— Mesa-R	.342	19	79	14	27	9	2	2	20	0	0	0	3	15	1-3	3	.366	.582
	Peoria-A	.227	43	163	14	37	10	1	1	13	1	5	2	9	38	0-0	14	.268	.319
2012	— Peoria-A	.251	75	303	42	76	14	0	17	53	0	5	4	20	79	1-1	20	.301	.465
MINOR LEAGUE TOTALS		.254	172	668	87	170	42	4	21	101	1	12	7	44	157	5-5	46	.302	.424

Anthony Giansanti – Outfielder

FULL NAME: Anthony Giansanti **BATS:** Right **THROWS:** Right **HEIGHT:** 5-10 **WEIGHT:** 195
OPENING DAY AGE: 24 **BORN:** 9/28/88 in New London, CT **RESIDENCE:** Aventura, FL
 ♦ **SCHOOL:** Graduated from Siena College in Loudonville, N.Y.
 ♦ **HOW ACQUIRED:** Signed by Cubs as a non-drafted free agent 6/15/10 (scout: Billy Blitzer)
 ♦ **CAREER NOTES:** 2012— Was on Peoria's disabled list, July 3-August 25, with a sprained left ankle

YEAR	TEAM	AVG	G	AB	R	H	2B	3B	HR	RBI	SH	SF	HP	BB	SO	SB-CS	E	OBP	SLG
2010	— Mesa-R	.337	27	101	17	34	2	3	2	19	1	4	1	9	13	3-2	5	.383	.475
	Peoria-A	.296	30	98	9	29	10	0	0	13	0	2	3	11	19	2-1	2	.377	.398
2011	— Peoria-A	.232	126	444	53	103	21	4	11	56	3	5	7	34	80	8-7	10	.294	.372
2012	— Peoria-A	.296	25	98	9	29	5	0	0	12	0	0	0	8	16	1-2	6	.349	.347
	Mesa-R	.200	6	20	4	4	1	0	1	7	0	0	0	3	2	0-0	1	.304	.400
	Daytona-A	.091	5	11	2	1	0	0	0	0	0	0	0	0	5	0-0	1	.091	.091
MINOR LEAGUE TOTALS		.259	219	772	94	200	39	7	14	107	4	11	11	65	135	14-12	25	.321	.382

Micah Gibbs – Catcher

FULL NAME: Micah I. Gibbs **BATS:** Switch **THROWS:** Right **HEIGHT:** 5-11 **WEIGHT:** 215
OPENING DAY AGE: 24, turns 25 on July 27 **BORN:** 7/27/88 in Dallas, TX **RESIDENCE:** Pflugerville, TX
 ♦ **SCHOOL:** Attended Louisiana State University ... graduated from Pflugerville (Texas) High School in June of 2007
 ♦ **HOW ACQUIRED:** Selected by Cubs in third round of 2010 draft (scout: Jim Crawford)
 ♦ **CAREER HIGHLIGHTS:** 2012— Was a non-roster invitee to major league Spring Training ... 2011— Named a mid-season Midwest League All-Star ... earned Peoria's Ryne Sandberg Award, given to the player who best exemplifies professionalism, dedication and work ethic
 ♦ **COLLEGE CAREER:** 2010— Second-Team All-American and First-Team All-SEC selection ... 2009— Named the catcher on the ABCA Gold Glove Team ... SEC All-Defensive Team selection ... 2008— Starting catcher for the United States National Team that won the gold medal at the World Championships in the Czech Republic

YEAR	TEAM	AVG	G	AB	R	H	2B	3B	HR	RBI	SH	SF	HP	BB	SO	SB-CS	E	OBP	SLG
2010	— Mesa-R	.000	1	4	0	0	0	0	0	0	0	0	0	0	0-0	1	.000	.000	
	Boise-A	.203	42	148	18	30	7	0	0	13	1	1	2	13	33	0-1	5	.274	.250
2011	— Peoria-A	.245	87	306	32	75	14	1	2	28	0	2	4	49	69	1-2	6	.355	.317
2012	— Daytona-A	.200	62	185	25	37	4	1	4	16	0	1	6	33	68	3-0	5	.338	.297
MINOR LEAGUE TOTALS		.221	192	643	75	142	25	2	6	57	1	4	12	95	170	4-3	17	.330	.294

Reggie Golden – Outfielder

FULL NAME: Reginald D. Golden **BATS:** Right **THROWS:** Right **HEIGHT:** 5-10 **WEIGHT:** 220

OPENING DAY AGE: 21 **BORN:** 10/10/91 in Montgomery, AL **RESIDENCE:** Wetumpka, AL

♦ **SCHOOL:** Graduated from Wetumpka (Ala.) High School in June of 2010

♦ **HOW ACQUIRED:** Selected by Cubs in second round of 2010 draft (scout: Tom Clark)

♦ **CAREER NOTES: 2012—** Missed a majority of the season on Peoria's disabled list with a strained left knee, suffered in April ... **2011—** Named Northwest League Player of the Week for August 29-September 5 ... hit .421 with three doubles and nine RBI in five games during the week

YEAR	TEAM	AVG	G	AB	R	H	2B	3B	HR	RBI	SH	SF	HP	BB	SO	SB-CS	E	OBP	SLG
2010	— Mesa-R	.333	4	15	3	5	1	0	0	1	0	0	1	1	7	1-0	0	.412	.400
2011	— Boise-A	.242	64	231	36	56	10	5	7	39	0	2	4	28	68	5-2	6	.332	.420
2012	— Peoria-A	.192	7	26	1	5	0	0	0	0	0	0	1	1	9	1-0	1	.250	.192
MINOR LEAGUE TOTALS		.243	75	272	40	66	11	5	7	40	0	2	6	30	84	7-2	7	.329	.397

Antonio Gonzalez – Infielder

FULL NAME: Antonio Javier Gonzalez **BATS:** Switch **THROWS:** Right **HEIGHT:** 5-10 **WEIGHT:** 170

OPENING DAY AGE: 19 **BORN:** 1/27/94 in Bani, D.R. **RESIDENCE:** Bani, D.R.

♦ **HOW ACQUIRED:** Signed by Cubs as a non-drafted free agent 12/22/10 (scouts: Jose Serra and Carlos Reyes)

YEAR	TEAM	AVG	G	AB	R	H	2B	3B	HR	RBI	SH	SF	HP	BB	SO	SB-CS	E	OBP	SLG
2011	— DSL Cubs 1-R	.196	36	92	11	18	3	1	0	6	2	0	0	20	24	5-5	11	.339	.250
	DSL Cubs 2-R	.237	23	76	13	18	1	1	0	6	1	0	0	15	23	6-5	11	.363	.276
2012	— DSL Cubs 1-R	.269	8	26	5	7	1	2	0	5	0	0	0	6	3	2-2	2	.406	.462
	DSL Cubs 2-R	.229	40	105	14	24	3	0	0	9	1	0	3	12	29	10-5	5	.325	.257
MINOR LEAGUE TOTALS		.224	107	299	43	67	8	4	0	26	4	0	3	53	79	23-17	29	.346	.278

Enyel Gonzalez – Pitcher

FULL NAME: Enyel Arioty Gonzalez **BATS:** Right **THROWS:** Right **HEIGHT:** 6-2 **WEIGHT:** 195

OPENING DAY AGE: 21 **BORN:** 9/4/91 in Azua, D.R. **RESIDENCE:** Azua, D.R.

♦ **HOW ACQUIRED:** Signed by Cubs as a non-drafted free agent, 7/15/09 (scouts: Jose Serra and Paul Weaver)

YEAR	TEAM	W-L	ERA	G	GS	CG	SHO	SV	IP	H	R	ER	HR	HB	BB	SO	WP	BK
2009	— DSL Cubs 1-R	0-1	4.35	6	1	0	0	2	10.1	12	7	5	0	1	3	7	3	0
2010	— DSL Cubs 2-R	0-2	4.91	10	2	0	0	0	22.0	31	23	12	0	2	13	11	5	2
2011	— DSL Cubs 2-R	0-1	10.38	2	2	0	0	0	4.1	4	8	5	0	3	3	2	0	0
2012	—	DID NOT PITCH																
MINOR LEAGUE TOTALS		0-4	5.40	18	5	0	0	2	36.2	47	38	22	0	6	19	20	8	2

Leonardo Gonzalez – Catcher

FULL NAME: Leonardo Abrahams Gonzalez **BATS:** Right **THROWS:** Right **HEIGHT:** 6-1 **WEIGHT:** 178

OPENING DAY AGE: 18 **BORN:** 2/17/95 in Aragua, Venezuela **RESIDENCE:** Aragua, Venezuela

♦ **HOW ACQUIRED:** Signed by Cubs as a non-drafted free agent 5/18/12 (scouts: Hector Ortega and Julio Figueroa)

YEAR	TEAM	AVG	G	AB	R	H	2B	3B	HR	RBI	SH	SF	HP	BB	SO	SB-CS	E	OBP	SLG
2012	— DSL Cubs 1-R	.215	30	93	10	20	4	0	0	8	0	0	2	10	19	1-2	3	.305	.258

Trevor Gretzky – Infielder

FULL NAME: Trevor D. Gretzky **BATS:** Left **THROWS:** Right **HEIGHT:** 6-4 **WEIGHT:** 190

OPENING DAY AGE: 20 **BORN:** 9/14/92 in Los Angeles, CA **RESIDENCE:** Thousand Oaks, CA

♦ **SCHOOL:** Graduated from Oaks Christian High School (Calif.)

♦ **HOW ACQUIRED:** Selected by Cubs in seventh round of 2011 draft (scout: Steve Fuller)

♦ **FAMILY TIES:** Son of NHL legend, Wayne Gretzky

YEAR	TEAM	AVG	G	AB	R	H	2B	3B	HR	RBI	SH	SF	HP	BB	SO	SB-CS	E	OBP	SLG
2012	— Mesa-R	.304	35	115	17	35	1	1	0	10	3	1	1	12	24	4-0	4	.372	.330

Luis Guillen – Pitcher

FULL NAME: Luis Danillo Guillen **BATS:** Right **THROWS:** Right **HEIGHT:** 6-2 **WEIGHT:** 170

OPENING DAY AGE: 19 **BORN:** 12/16/93 in Santo Domingo, D.R. **RESIDENCE:** Santo Domingo, D.R.

♦ **HOW ACQUIRED:** Signed by Cubs as a non-drafted free agent 3/29/11 (scouts: Jose Serra and Carlos Reyes)

YEAR	TEAM	W-L	ERA	G	GS	CG	SHO	SV	IP	H	R	ER	HR	HB	BB	SO	WP	BK
2011	— DSL Cubs 2-R	0-3	5.84	4	2	0	0	0	12.1	12	10	8	1	2	9	11	2	0
	DSL Cubs 1-R	3-1	3.54	7	6	0	0	0	28.0	27	13	11	2	2	8	24	2	0
2012	— DSL Cubs 1-R	0-1	3.24	3	3	0	0	0	8.1	2	4	3	0	2	1	6	0	0
MINOR LEAGUE TOTALS		3-5	4.07	14	11	0	0	0	48.2	41	27	22	3	6	18	41	4	0

Carlos Gutierrez – Pitcher

FULL NAME: Carlos Rafael Gutierrez **BATS:** Right **THROWS:** Right **HEIGHT:** 6-3 **WEIGHT:** 232

OPENING DAY AGE: 26 **BORN:** 9/22/86 in Miami, FL **RESIDENCE:** Miami, FL

♦ **SCHOOL:** Graduated from Christopher Columbus High School in Miami, Fla ... attended the University of Miami

♦ **ORIGINAL CLUB:** Selected by Minnesota in the first round (27th overall) of 2008 draft (scout: Hector Otero)

♦ **HOW ACQUIRED:** Claimed off waivers from Minnesota 10/24/12

♦ **CAREER NOTES:** **2012**— His season ended, June 20, due to a right shoulder injury that required surgery in July ... **2011**— was an invitee to the Twins major league Spring Training ... ranked as Minnesota's 10th-best prospect by **Baseball America** following the season ... **2010**— Named to the Arizona Fall League Rising Star team ... **2009**— Named Minnesota's seventh-best prospect following the season by **Baseball America** ... named to the Florida State League All-Star Game ... awarded as the Twins Minor League Pitcher of the Month for April after posting a 0.78 ERA (2 ER/23.0 IP) in five games (four starts)

YEAR	TEAM	W-L	ERA	G	GS	CG	SHO	SV	IP	H	R	ER	HR	HB	BB	SO	WP	BK
2008	— Ft. Myers-A	3-1	2.10	16	0	0	0	1	25.2	23	7	6	0	1	7	19	7	0
2009	— Ft. Myers-A	2-3	1.32	11	10	0	0	0	54.2	37	20	8	1	2	22	33	5	0
	New Britain-AA	1-3	6.19	22	6	0	0	0	52.1	62	36	36	6	3	24	32	1	0
2010	— New Britain-AA	5-8	4.57	32	16	0	0	2	122.0	136	71	62	7	6	50	81	7	0
	Rochester-AAA	0-0	2.25	2	0	0	0	0	4.0	5	1	1	0	0	2	6	0	0
2011	— Rochester-AAA	2-3	4.62	43	0	0	0	0	62.1	60	41	32	2	3	31	57	6	0
2012	— Rochester-AAA	2-2	5.06	10	0	0	0	0	16.0	13	9	9	2	1	3	20	1	0
MINOR LEAGUE TOTALS		15-20	4.11	136	22	0	0	3	337.0	336	185	154	18	16	139	248	27	0

Danny Gutierrez – Infielder

FULL NAME: Danny Roiner Gutierrez **BATS:** Right **THROWS:** Right **HEIGHT:** 5-8 **WEIGHT:** 160

OPENING DAY AGE: 18 **BORN:** 3/1/95 in Agua Negra, Venezuela **RESIDENCE:** Yaracuy, Venezuela

♦ **HOW ACQUIRED:** Signed by Cubs as a non-drafted free agent 11/28/12 (scouts: Hector Ortega and Julio Figueroa)

YEAR	TEAM	AVG	G	AB	R	H	2B	3B	HR	RBI	SH	SF	HP	BB	SO	SB-CS	E	OBP	SLG
2012	—	WILL MAKE DEBUT IN 2013																	

Jae-Hoon Ha – Outfielder

FULL NAME: Jae-Hoon Ha **BATS:** Right **THROWS:** Right **HEIGHT:** 6-1 **WEIGHT:** 185

OPENING DAY AGE: 22 **BORN:** 10/29/90 in Jin Ju City, South Korea **RESIDENCE:** Hwaeongu, South Korea

♦ **HOW ACQUIRED:** Signed by Cubs as a non-drafted free agent 9/19/08 (scouts: Steve Wilson and Aaron Tassano)

♦ **CAREER NOTES:** **2012**— Played in the SiriusXM All-Star Futures Game, July 8, at Kauffman Stadium in Kansas City ... went 2-for-2 with a two-run home run ... on the minor league D.L. with a concussion, July 27-August 8 ... was a non-roster invitee to major league Spring Training ... **2010**— hit for the cycle, August 14 at Kane County, with Peoria

YEAR	TEAM	AVG	G	AB	R	H	2B	3B	HR	RBI	SH	SF	HP	BB	SO	SB-CS	E	OBP	SLG
2009	— Boise-A	.242	65	248	31	60	15	0	2	37	0	2	2	6	31	5-5	2	.264	.327
2010	— Peoria-A	.317	77	293	36	93	15	4	7	46	1	5	0	10	45	9-4	2	.334	.468
2011	— Daytona-A	.276	71	294	35	81	15	2	8	47	0	2	4	12	39	7-8	4	.311	.422
	Tennessee-AA	.283	61	226	32	64	16	1	3	25	0	4	3	11	28	6-9	0	.320	.403
2012	— Tennessee-AA	.273	121	465	63	127	28	3	6	47	3	3	8	50	96	11-5	6	.352	.385
MINOR LEAGUE TOTALS		.279	395	1526	197	425	89	10	26	202	4	16	17	89	239	38-31	14	.322	.401

Michael Hamann – Pitcher

FULL NAME: Michael Lee Hamann **BATS:** Right **THROWS:** Right **HEIGHT:** 6-3 **WEIGHT:** 170

OPENING DAY AGE: 22 **BORN:** 1/1/91 in Port Clinton, OH **RESIDENCE:** Port Clinton, OH

♦ **SCHOOL:** Attended the University of Toledo in Ohio ... graduated from Danbury High School in Lakeside, Ohio

♦ **HOW ACQUIRED:** Selected by Cubs in 16th round of 2012 draft (scout: Tim Adkins)

♦ **COLLEGE CAREER:** 2012 Preseason All-Buckeye State Baseball first-team recipient ... 2010 second-team All-MAC selection ... Sits eighth in UT annals in career fewest walks per inning (min. 100.0 frames) ... was second-team All-MAC honoree in as a freshman in 2010

YEAR	TEAM	W-L	ERA	G	GS	CG	SHO	SV	IP	H	R	ER	HR	HB	BB	SO	WP	BK
2012	— Mesa-R	0-0	0.00	1	0	0	0	0	1.0	0	0	0	0	0	1	2	0	0
	Boise-A	0-0	5.91	7	0	0	0	1	10.2	11	7	7	0	4	2	6	2	0
MINOR LEAGUE TOTALS		0-0	5.40	8	0	0	0	1	11.2	11	7	7	0	4	3	8	2	0

Casey Harman – Pitcher

FULL NAME: Casey Richard Harman **BATS:** Left **THROWS:** Left **HEIGHT:** 6-1 **WEIGHT:** 210

OPENING DAY AGE: 24 **BORN:** 3/17/89 in Fort Myers, FL **RESIDENCE:** Greenville, SC

♦ **SCHOOL:** Attended Clemson University ... graduated from South Burlington (Vt.) High School in 2007

♦ **HOW ACQUIRED:** Selected by Cubs in 29th round of 2010 draft (scout: Antonio Grissom)

YEAR	TEAM	W-L	ERA	G	GS	CG	SHO	SV	IP	H	R	ER	HR	HB	BB	SO	WP	BK
2011	— Peoria-A	1-1	0.36	16	0	0	0	0	25.1	13	3	1	1	1	4	27	0	0
	Daytona-A	4-5	4.47	14	9	0	0	1	58.1	71	39	29	10	1	12	48	3	0
2012	— Daytona-A	0-0	0.00	5	0	0	0	0	9.1	4	0	0	0	0	2	5	0	0
	Tennessee-AA	1-4	4.88	34	2	0	0	0	55.1	69	35	30	10	0	11	43	3	0
MINOR LEAGUE TOTALS		6-10	3.64	69	11	0	0	1	148.1	157	77	60	21	2	29	123	6	0

Dustin Harrington – Infielder

FULL NAME: Dustin Allen Harrington **BATS:** Right **THROWS:** Right **HEIGHT:** 5-11 **WEIGHT:** 190

OPENING DAY AGE: 24 **BORN:** 11/14/88 in Hickory, NC **RESIDENCE:** Taylorsville, NC

♦ **SCHOOL:** Attended East Carolina University ... graduated from Alexander Central High School in Taylorsville, N.C., in 2007

♦ **HOW ACQUIRED:** Selected by Cubs in 34th round of 2010 draft (scout: Billy Swoope)

YEAR	TEAM	AVG	G	AB	R	H	2B	3B	HR	RBI	SH	SF	HP	BB	SO	SB-CS	E	OBP	SLG
2010	Mesa-R	.245	26	98	7	24	7	1	1	17	0	1	1	1	19	0-1	8	.257	.367
	Boise-A	.250	35	124	16	31	7	1	0	12	3	2	3	3	25	2-1	5	.280	.323
2011	Daytona-A	.221	29	95	11	21	3	0	1	7	0	0	0	2	22	1-1	3	.237	.284
	Boise-A	.301	29	103	15	31	6	0	0	4	1	0	1	5	23	1-1	4	.339	.359
2012	Daytona-A	.198	42	121	12	24	4	3	0	8	1	1	0	4	33	1-0	2	.222	.281
	Tennessee-AA	.256	24	39	5	10	2	1	0	1	2	0	0	1	12	0-0	1	.275	.359
MINOR LEAGUE TOTALS		.243	185	580	66	141	29	6	2	49	7	4	5	16	134	5-4	23	.268	.324

Tyrelle Harris – Pitcher

FULL NAME: Tyrelle Lee Harris **BATS:** Switch **THROWS:** Right **HEIGHT:** 6-4 **WEIGHT:** 235

OPENING DAY AGE: 26 **BORN:** 12/12/86 in Compton, CA **RESIDENCE:** Fairfield, CA

♦ **SCHOOL:** Attended the University of Tennessee

♦ **ORIGINAL CLUB:** Selected by Atlanta in 19th round of 2009 draft (scout: Brian Bridges)

♦ **HOW ACQUIRED:** From Atlanta 8/18/10 with P Robinson Lopez and P Jeffrey Lorkic for INF Derrek Lee and a cash consideration

YEAR	TEAM	W-L	ERA	G	GS	CG	SHO	SV	IP	H	R	ER	HR	HB	BB	SO	WP	BK
2009	Danville-R	0-0	1.59	3	0	0	0	1	5.2	5	1	1	0	0	0	9	0	0
	Rome-A	2-0	0.77	9	0	0	0	0	11.2	5	1	1	0	2	5	15	1	0
2010	Rome-A	0-0	2.53	9	0	0	0	4	10.2	9	3	3	0	0	4	12	1	0
	Myrtle Beach-A	1-2	3.71	17	0	0	0	1	26.2	23	11	11	0	2	12	37	1	0
	Mississippi-AA	0-0	1.46	4	1	0	0	1	12.1	6	3	2	0	0	6	11	0	0
	Tennessee-AA	1-1	5.40	4	2	0	0	0	11.2	13	7	7	1	0	3	8	0	0
2011	Tennessee-AA	1-0	2.10	17	0	0	0	0	34.1	28	9	8	2	3	27	29	3	0
	Iowa-AAA	0-0	3.00	1	0	0	0	0	3.0	3	1	1	1	0	1	1	0	0
2012	Daytona-A	2-1	2.53	16	0	0	0	0	21.1	12	8	6	3	0	13	22	3	0
	Tennessee-AA	0-2	3.68	14	2	0	0	0	29.1	31	14	12	1	4	16	19	3	0
	Iowa-AAA	2-3	4.88	8	5	0	0	0	31.1	32	19	17	3	1	10	26	3	0
MINOR LEAGUE TOTALS		9-9	3.14	102	10	0	0	7	198.0	167	77	69	11	12	97	189	15	0

Ryan Hartman – Pitcher

FULL NAME: Ryan N. Hartman **BATS:** Right **THROWS:** Right **HEIGHT:** 6-3 **WEIGHT:** 175

OPENING DAY AGE: 20, turns 21 on May 10 **BORN:** 5/10/92 in Decatur, IL **RESIDENCE:** Mt. Zion, IL

♦ **SCHOOL:** Graduated from Mt. Zion (Ill.) High School in June of 2010

♦ **HOW ACQUIRED:** Selected by Cubs in 16th round of 2010 draft (scout: Stan Zielsinski)

♦ **CAREER NOTES:** 2011— Ranked second in the Arizona League with 11.14 strikeouts per 9.0 innings pitched

YEAR	TEAM	W-L	ERA	G	GS	CG	SHO	SV	IP	H	R	ER	HR	HB	BB	SO	WP	BK
2010	Mesa-R	0-1	3.77	8	2	0	0	0	14.1	10	7	6	0	1	5	15	2	0
2011	Mesa-R	3-0	4.39	14	0	0	0	0	26.2	27	19	13	3	5	20	33	6	0
	Peoria-A	0-0	19.29	2	0	0	0	0	2.1	5	5	0	0	0	3	1	0	0
2012	Mesa-R	1-1	8.10	11	0	0	0	2	16.2	30	21	15	0	1	9	13	6	1
MINOR LEAGUE TOTALS		4-2	5.85	35	2	0	0	2	60.0	72	52	39	3	7	37	62	14	1

Marcus Hatley – Pitcher

FULL NAME: Marcus Allen Hatley **BATS:** Right **THROWS:** Right **HEIGHT:** 6-5 **WEIGHT:** 220

OPENING DAY AGE: 25 **BORN:** 3/26/88 in Honolulu, HI **RESIDENCE:** San Marcos, CA

♦ **SCHOOL:** Graduated from Mission Hills High School (Calif.) in 2006 ... attended Palomar Community College (Calif.)

♦ **HOW ACQUIRED:** Selected by Cubs in 39th round of 2006 draft (scout: Denny Henderson)

♦ **COLLEGE HIGHLIGHTS:** 2007— First-Team All-Pacific Coast Conference

YEAR	TEAM	W-L	ERA	G	GS	CG	SHO	SV	IP	H	R	ER	HR	HB	BB	SO	WP	BK
2007	Mesa-R	1-3	3.82	13	6	0	0	0	37.2	36	19	16	0	1	12	26	3	0
	Boise-A	1-0	3.86	3	0	0	0	1	4.2	3	2	2	1	0	2	3	1	0
2008	Boise-A	1-3	5.71	12	6	0	0	0	34.2	46	25	22	3	1	21	30	10	1
2009	Peoria-A	6-6	4.64	30	16	0	0	0	95.0	103	60	49	10	3	41	64	7	1
2010	Boise-A	0-0	2.45	2	2	0	0	0	3.2	3	1	1	0	2	2	4	1	0
	Mesa-R	0-0	0.00	2	2	0	0	0	3.0	2	0	0	0	0	0	3	0	0
	Peoria-A	0-0	3.38	7	7	0	0	0	13.1	14	6	5	0	1	7	13	2	0
2011	Peoria-A	2-1	2.35	13	0	0	0	3	15.1	9	5	4	0	3	8	21	0	0
	Daytona-A	0-0	1.76	13	0	0	0	4	15.1	10	4	3	0	2	11	19	3	0
	Tennessee-AA	3-0	4.66	22	0	0	0	4	29.0	30	17	15	2	2	11	20	4	0
2012	Tennessee-AA	3-1	3.40	28	0	0	0	4	45.0	36	18	17	3	0	20	46	2	0
	Iowa-AAA	1-0	8.22	12	0	0	0	0	15.1	14	14	14	0	0	10	18	5	0
MINOR LEAGUE TOTALS		18-14	4.27	157	39	0	0	16	312.0	305	171	148	19	15	145	267	38	2

Michael Heesch – Pitcher

FULL NAME: Michael Christopher Heesch **BATS:** Right **THROWS:** Left **HEIGHT:** 6-5 **WEIGHT:** 235

OPENING DAY AGE: 22 **BORN:** 5/15/90 in Crystal Lake, IL **RESIDENCE:** Bartlett, IL

♦ **SCHOOL:** Attended the University of South Carolina Beaufort ... graduated from Prairie Ridge High School in Crystal Lake, Ill.

♦ **HOW ACQUIRED:** Selected by Cubs in eighth round of 2012 draft (scout: Keith Lockhart)

♦ **COLLEGE CAREER:** Became the first USCB baseball player to earn All-America status after being named to the second-team NAIA All-American club in 2012

YEAR	TEAM	W-L	ERA	G	GS	CG	SHO	SV	IP	H	R	ER	HR	HB	BB	SO	WP	BK
2012	Mesa-R	0-0	0.00	2	0	0	0	1	2.0	1	0	0	0	0	0	3	0	0
	Boise-A	3-1	2.66	12	0	0	0	0	23.2	25	8	7	0	1	1	19	1	0
MINOR LEAGUE TOTALS		3-1	2.45	14	0	0	0	1	25.2	26	8	7	0	1	1	22	1	0

Kyle Hendricks – Pitcher

FULL NAME: Kyle C. Hendricks **BATS:** Right **THROWS:** Right **HEIGHT:** 6-3 **WEIGHT:** 190

OPENING DAY AGE: 23 **BORN:** 12/7/89 in Newport Beach, CA **RESIDENCE:** Mission Viejo, CA

♦ **SCHOOL:** Graduated from Capistrano Valley (Calif.) High School in 2008 ... attended Dartmouth College in Hanover, N.H.

♦ **ORIGINAL CLUB:** Selected by Texas in the eighth round of the 2011 draft (scout: Jay Heafner)

♦ **HOW ACQUIRED:** From Texas 7/31/12 with INF Christian Villanueva for P Ryan Dempster

♦ **CAREER NOTES: 2012**— Combined to post a 2.99 ERA (49 ER/147.2 IP) between Single-A Myrtle Beach and Single-A Daytona ... **2011**— Named the 20th-best prospect in the Northwest League by *Baseball America* ... limited opponents to a .180 batting average (24-for-133) and averaged 9.6 strikeouts per 9.0 innings pitched ... **2008**— was selected in the 39th round of the 2008 draft by Los Angeles (A.L.), however, elected to attend Dartmouth

♦ **COLLEGE NOTES:** Earned first team All-Ivy honors, tying for the Ivy League lead in victories (5), ranking second in strikeouts (70) and posting the third-lowest ERA (2.47) as a junior at Dartmouth

YEAR	TEAM	W-L	ERA	G	GS	CG	SHO	SV	IP	H	R	ER	HR	HB	BB	SO	WP	BK
2011	Spokane-A	2-2	1.93	20	0	0	0	3	32.2	20	7	7	0	0	4	36	2	0
	Frisco-AA	0-0	3.00	1	1	0	0	0	3.0	4	1	1	0	0	2	2	0	0
2012	Myrtle Beach-A	5-8	2.82	20	20	2	0	0	130.2	123	49	41	8	6	15	112	4	1
	Daytona-A	1-0	4.24	5	4	0	0	0	17.0	17	8	8	3	1	3	11	0	0
MINOR LEAGUE TOTALS		8-10	2.80	46	25	2	0	3	183.1	164	65	57	11	7	24	161	6	1

David Henrie – Pitcher

FULL NAME: David C. Henrie **BATS:** Right **THROWS:** Right **HEIGHT:** 6-5 **WEIGHT:** 190

OPENING DAY AGE: 22 **BORN:** 1/18/91 in Lancaster, CA **RESIDENCE:** Cedaredge, CO

♦ **SCHOOL:** Attended Trinidad (Colo.) State Junior College

♦ **HOW ACQUIRED:** Signed by Cubs as a non-drafted free agent 8/30/11 (scout: Rick Schroeder)

YEAR	TEAM	W-L	ERA	G	GS	CG	SHO	SV	IP	H	R	ER	HR	HB	BB	SO	WP	BK
2012	Mesa-R	4-1	5.32	7	0	0	0	0	22.0	26	16	13	3	1	4	19	2	0

Jeffrey Hernandez – Pitcher

FULL NAME: Jeffrey Hernandez **BATS:** Right **THROWS:** Right **HEIGHT:** 6-5 **WEIGHT:** 215

OPENING DAY AGE: 18 **BORN:** 1/19/95 in Santo Domingo, D.R. **RESIDENCE:** Santo Domingo, D.R.

♦ **HOW ACQUIRED:** Signed by Cubs as a non-drafted free agent 1/20/12 (scouts: Jose Serra and Carlos Reyes)

YEAR	TEAM	W-L	ERA	G	GS	CG	SHO	SV	IP	H	R	ER	HR	HB	BB	SO	WP	BK
2012	DSL Cubs 1-R	1-3	4.58	8	4	0	0	0	19.2	25	17	10	0	9	8	15	7	0

Luis Hernandez – Pitcher

FULL NAME: Luis Alfredo Hernandez **BATS:** Right **THROWS:** Right **HEIGHT:** 6-5 **WEIGHT:** 210

OPENING DAY AGE: 18 **BORN:** 3/13/95 in Constanza, D.R. **RESIDENCE:** Constanza, D.R.

♦ **HOW ACQUIRED:** Signed by Cubs as a non-drafted free agent 8/15/12 (scouts: Jose Serra, Gian Guzman and Jose Estevez)

YEAR	TEAM	W-L	ERA	G	GS	CG	SHO	SV	IP	H	R	ER	HR	HB	BB	SO	WP	BK
2012																		

WILL MAKE DEBUT IN 2013

Marco Hernandez – Infielder

FULL NAME: Marco Antonio Hernandez **BATS:** Left **THROWS:** Right **HEIGHT:** 6-0 **WEIGHT:** 170

OPENING DAY AGE: 20 **BORN:** 9/6/92 in Santiago, D.R. **RESIDENCE:** Moca, D.R.

♦ **HOW ACQUIRED:** Signed by Cubs as a non-drafted free agent 7/17/09 (scouts: Jose Serra and Jose Estevez)

♦ **CAREER HIGHLIGHTS: 2011**— Ranked third in the Northwest League with 70 hits, and was fourth with 42 RBI

YEAR	TEAM	AVG	G	AB	R	H	2B	3B	HR	RBI	SH	SF	HP	BB	SO	SB-CS	E	OBP	SLG
2010	DSL Cubs 2-R	.272	23	92	10	25	8	0	0	7	0	0	0	6	6	6-5	9	.316	.359
	DSL Cubs 1-R	.294	46	163	21	48	13	1	1	14	1	2	4	15	21	16-7	7	.364	.405
2011	Mesa-R	.333	51	210	39	70	16	5	2	42	1	5	1	16	29	9-7	9	.375	.486
2012	Peoria-A	.210	43	157	18	33	2	3	2	12	2	3	0	9	40	2-1	10	.249	.299
	Boise-A	.286	67	269	39	77	12	4	5	38	2	2	0	10	36	8-3	22	.310	.416
MINOR LEAGUE TOTALS		.284	230	891	127	253	51	13	10	113	6	12	5	56	132	41-23	57	.326	.404

Corbin Hoffner – Pitcher

- FULL NAME:** Corbin Hoffner **BATS:** Right **THROWS:** Right **HEIGHT:** 6-5 **WEIGHT:** 240
OPENING DAY AGE: 19, turns 20 on July 30 **BORN:** 7/30/93 in Ft. Lauderdale, FL **RESIDENCE:** Sebring, FL
 ♦ **SCHOOL:** Attended St. Petersburg College in Clearwater, Fla. ... graduated from Sebring (Fla.) High School
 ♦ **HOW ACQUIRED:** Selected by Cubs in 14th round of 2012 draft (scout: John Koronka)
 ♦ **COLLEGE CAREER:** Selected to the Class 5A First Team All-State club this season, while earning a spot in the prestigious Florida Athletic Coaches Association All-Star Classic ... was named the 2011 All-Highlands Baseball Player of the Year

YEAR	TEAM	W-L	ERA	G	GS	CG	SHO	SV	IP	H	R	ER	HR	HB	BB	SO	WP	BK
2012	Mesa-R	0-1	0.71	7	1	0	0	0	12.2	15	9	1	0	1	4	13	2	0

Paul Hoilman – Infielder

- FULL NAME:** Danny Paul Hoilman **BATS:** Right **THROWS:** Right **HEIGHT:** 6-4 **WEIGHT:** 230
OPENING DAY AGE: 24 **BORN:** 2/11/89 in Johnson City, TN **RESIDENCE:** Johnson City, TN
 ♦ **SCHOOL:** Attended East Tennessee State University
 ♦ **HOW ACQUIRED:** Selected by Cubs in 19th round of 2011 draft (scout: Keith Ryman)
 ♦ **CAREER NOTES:** **2012**— Set a Peoria franchise record with a 24-game hitting streak, April 14-May 11, batting .343 (34-for-99) ... **2011**— Named a Northwest League All-Star ... led the league with 17 home runs, breaking the Hawks single-season record ... his 30 extra-base hits and 126 total bases both ranked tied for first in the league
 ♦ **COLLEGE CAREER:** **2010**— Louisville Slugger First-Team All-American ... Golden Spikes Award Finalist ... Atlantic Sun Player of the Year ... won Home Run Derby at College World Series

YEAR	TEAM	AVG	G	AB	R	H	2B	3B	HR	RBI	SH	SF	HP	BB	SO	SB-CS	E	OBP	SLG
2011	Boise-A	.252	71	246	46	62	13	0	*17	44	0	1	4	49	105	2-0	5	.383	.512
2012	Peoria-A	.237	109	413	48	98	30	5	8	61	0	4	6	50	155	1-0	19	.326	.392
MINOR LEAGUE TOTALS		.243	180	659	94	160	43	5	25	105	0	5	10	99	260	3-0	24	.348	.437

*Led League

Matt Iannazzo – Pitcher

- FULL NAME:** Matthew J. Iannazzo **BATS:** Left **THROWS:** Left **HEIGHT:** 5-9 **WEIGHT:** 170
OPENING DAY AGE: 23 **BORN:** 1/8/90 in Norwalk, CT **RESIDENCE:** Norwalk, CT
 ♦ **SCHOOL:** Graduated from the University of Pittsburgh in May of 2012 ... graduated from Norwalk (Conn.) High School
 ♦ **HOW ACQUIRED:** Signed by Cubs as a non-drafted free agent 6/18/12 (scout: Tim Adkins)

YEAR	TEAM	W-L	ERA	G	GS	CG	SHO	SV	IP	H	R	ER	HR	HB	BB	SO	WP	BK
2012	Mesa-R	0-1	1.13	4	0	0	0	0	8.0	6	2	1	0	0	4	12	0	0
	Boise-A	1-1	8.49	7	0	0	0	1	11.2	20	12	11	0	2	3	11	2	0
	Daytona-A	0-0	0.00	3	0	0	0	0	5.1	3	0	0	0	0	2	2	0	0
MINOR LEAGUE TOTALS		1-2	4.32	14	0	0	0	1	25.0	29	14	12	0	2	9	25	2	0

Jay Jackson – Pitcher

- FULL NAME:** Randy Jackson Jr. **BATS:** Right **THROWS:** Right **HEIGHT:** 6-1 **WEIGHT:** 195
OPENING DAY AGE: 25 **BORN:** 10/27/87 in Greenville, SC **RESIDENCE:** Taylors, SC
 ♦ **SCHOOL:** Graduated from Christ Church Episcopal in Greenville, S.C. ... attended Furman University in South Carolina
 ♦ **HOW ACQUIRED:** Selected by Cubs in ninth round of 2018 draft (scout: Antonio Grissom)
 ♦ **CAREER NOTES:** **2012**— Was a non-roster invitee to major league Spring Training for the second-straight season ... **2011**— Landed on the minor league disabled list, April 7-21, with a right forearm strain ... **2010**— Named by Baseball America as the organization's fifth-best prospect heading into the season ... **2009**— His 127 strikeouts were tied for most by a Cubs minor leaguer (with Mitch Atkins)

YEAR	TEAM	W-L	ERA	G	GS	CG	SHO	SV	IP	H	R	ER	HR	HB	BB	SO	WP	BK
2008	Boise-A	0-0	5.00	3	1	0	0	0	9.0	7	5	5	1	1	1	14	1	0
	Peoria-A	2-2	3.00	6	1	0	0	0	24.0	22	8	8	3	1	5	37	1	0
	Daytona-A	2-0	1.59	4	3	0	0	0	17.0	11	4	3	0	0	7	21	0	0
2009	Tennessee-AA	5-5	3.70	16	16	1	1	0	82.2	73	35	34	7	1	39	77	2	1
	Daytona-A	2-2	1.64	7	7	0	0	0	38.1	31	12	7	3	2	4	46	2	0
	Iowa-AAA	1-0	1.50	1	1	0	0	0	6.0	5	1	1	1	0	3	4	0	0
2010	Iowa-AAA	11-8	4.63	32	25	0	0	0	157.1	153	86	81	20	13	48	119	8	0
2011	Iowa-AAA	8-14	5.34	26	26	0	0	0	146.2	180	90	87	10	4	46	97	4	0
2012	Iowa-AAA	3-7	6.57	37	9	0	0	0	86.1	105	67	63	14	3	43	76	5	0
MINOR LEAGUE TOTALS		34-38	4.58	132	89	1	1	0	567.1	587	308	289	59	25	196	491	23	1

Michael Jensen – Pitcher

FULL NAME: Michael A. Jensen **BATS:** Right **THROWS:** Right **HEIGHT:** 6-1 **WEIGHT:** 185
OPENING DAY AGE: 22 **BORN:** 12/10/90 in Salinas, CA **RESIDENCE:** Salinas, CA

- ♦ **SCHOOL:** Attended Hartnell Junior College (Calif.)
- ♦ **HOW ACQUIRED:** Selected by Cubs in 26th round of 2011 draft (scout: Ricky Schroeder)
- ♦ **CAREER NOTES: 2012–** Was second in the Midwest League with a .217 batting average against, and fourth with a 1.12 WHIP
- ♦ **COLLEGE NOTES: 2011–** Pre-season Junior College All-American

YEAR	TEAM	W-L	ERA	G	GS	CG	SHO	SV	IP	H	R	ER	HR	HB	BB	SO	WP	BK
2011	Mesa-R	0-0	0.00	2	2	0	0	0	3.0	1	0	0	0	0	0	3	0	0
	Boise-A	0-0	0.00	2	0	0	0	0	1.2	1	2	0	0	0	2	2	3	0
2012	Peoria-A	11-5	3.47	26	26	0	0	0	140.0	117	71	54	6	15	40	115	13	0
MINOR LEAGUE TOTALS		11-5	3.36	30	28	0	0	0	144.2	119	73	54	6	15	42	120	16	0

Pierce Johnson – Pitcher

FULL NAME: Pierce Johnson **BATS:** Right **THROWS:** Right **HEIGHT:** 6-3 **WEIGHT:** 180
OPENING DAY AGE: 21, turns 22 on May 10 **BORN:** 5/10/91 in Denver, CO **RESIDENCE:** Arvada, CO

- ♦ **SCHOOL:** Attended Missouri State University ... graduated from Faith Christian Academy in Arvada, Colo.
- ♦ **HOW ACQUIRED:** Selected by Cubs in sandwich round (43rd overall) of 2012 draft (scout: Stan Zielinski)
- ♦ **CAREER NOTES: 2013–** Named the sixth-best Cubs prospect entering the season by **Baseball America**
- ♦ **COLLEGE CAREER:** Set Missouri State's single-season record with 119 strikeouts (second in conference) and ranked third in the Missouri Valley Conference in ERA (2.53) in 2012

YEAR	TEAM	W-L	ERA	G	GS	CG	SHO	SV	IP	H	R	ER	HR	HB	BB	SO	WP	BK
2012	Mesa-R	0-0	0.00	2	2	0	0	0	3.0	4	0	0	0	0	0	2	0	0
	Boise-A	0-0	4.50	4	4	0	0	0	8.0	10	5	4	0	0	3	12	2	1
MINOR LEAGUE TOTALS		0-0	3.27	6	6	0	0	0	11.0	14	5	4	0	0	3	14	2	1

Eric Jokisch – Pitcher

FULL NAME: Eric Spenser Jokisch **BATS:** Right **THROWS:** Left **HEIGHT:** 6-2 **WEIGHT:** 185
OPENING DAY AGE: 23, turns 24 on July 29 **BORN:** 7/29/89 in Virginia, IL **RESIDENCE:** Virginia, IL

- ♦ **SCHOOL:** Attended Northwestern University ... graduated from Virginia (Ill.) High School in May of 2007
- ♦ **HOW ACQUIRED:** Selected by Cubs in 11th round of 2010 draft (scout: Stan Zielinski)
- ♦ **CAREER HIGHLIGHTS: 2012–** Named Florida State League Pitcher of the Week for May 7-13 ... **2011–** Named Peoria's Pitcher of the Year by the team ... ranked ninth in league ERA until his August promotion
- ♦ **COLLEGE CAREER: 2010–** First-Team All-Big Ten selection ... **2008–** Big Ten Freshman of the Year ... Second-Team All-Big Ten selection ... Louisville Slugger Freshman All-American ... Ping! Baseball Third-Team Freshman All-American

YEAR	TEAM	W-L	ERA	G	GS	CG	SHO	SV	IP	H	R	ER	HR	HB	BB	SO	WP	BK
2010	Mesa-R	0-0	0.00	1	0	0	0	0	1.0	0	0	0	0	0	0	3	0	0
	Boise-A	2-3	7.08	14	7	0	0	0	34.1	46	29	27	6	1	23	28	4	0
2011	Peoria-A	9-3	2.96	25	11	0	0	1	118.2	106	41	39	13	3	32	103	2	4
	Tennessee-AA	1-0	4.11	3	3	0	0	0	15.1	16	8	7	0	1	9	15	1	0
2012	Daytona-A	3-4	3.48	9	9	0	0	0	54.1	55	24	21	4	3	16	52	0	0
	Tennessee-AA	7-2	2.91	18	17	1	0	0	105.0	86	35	34	7	4	33	63	0	0
MINOR LEAGUE TOTALS		22-12	3.51	70	47	1	0	1	328.2	309	137	128	30	12	113	264	7	4

Su-Min Jung – Pitcher

FULL NAME: Su-Min Jung **BATS:** Right **THROWS:** Right **HEIGHT:** 6-2 **WEIGHT:** 200
OPENING DAY AGE: 23 **BORN:** 4/1/90 in Gim Hae City, South Korea **RESIDENCE:** Gim Hae City, South Korea

- ♦ **HOW ACQUIRED:** Signed by Cubs as a non-drafted free agent, 9/19/08 (scouts: Steve Wilson and Aaron Tassano)

YEAR	TEAM	W-L	ERA	G	GS	CG	SHO	SV	IP	H	R	ER	HR	HB	BB	SO	WP	BK
2009	Boise-A	0-0	4.38	8	7	0	0	0	24.2	23	14	12	4	3	11	17	1	0
	Mesa-R	0-0	0.00	2	2	0	0	0	3.0	2	0	0	0	0	2	3	1	0
2010	Peoria-A	7-4	3.94	22	14	0	0	0	89.0	85	50	39	7	6	39	79	8	4
2011	Peoria-A	2-2	5.36	13	3	0	0	1	43.2	43	26	26	3	5	24	19	7	0
	Boise-A	0-1	4.15	9	4	0	0	0	21.2	15	16	10	2	1	25	18	6	0
2012	Boise-A	1-1	3.51	16	1	0	0	0	25.2	19	11	10	1	1	18	25	4	0
	Mesa-R	0-0	0.00	1	1	0	0	0	3.0	1	0	0	0	0	1	3	0	0
MINOR LEAGUE TOTALS		10-8	4.14	71	32	0	0	1	210.2	188	117	97	17	16	120	164	27	4

Dong-Yub Kim – Outfielder

FULL NAME: Dong-Yub Kim **BATS:** Right **THROWS:** Right **HEIGHT:** 6-4 **WEIGHT:** 200
OPENING DAY AGE: 22, turns 23 on July 24 **BORN:** 7/24/90 in Dae-Jun, South Korea **RESIDENCE:** Chungcheongnam-Do, South Korea

- ♦ **HOW ACQUIRED:** Signed by Cubs as non-drafted free agent, 2/7/09 (scouts: Steve Wilson and Aaron Tassano)
- ♦ **CAREER NOTES: 2010–** Missed the season after ungoing right shoulder surgery

YEAR	TEAM	AVG	G	AB	R	H	2B	3B	HR	RBI	SH	SF	HP	BB	SO	SB-CS	E	OBP	SLG
2010						INJURED – DID NOT PLAY													
2011	Mesa-R	.250	37	140	23	35	9	2	2	13	0	0	3	4	38	12-1	0	.286	.386
2012	Boise-A	.250	33	112	16	28	8	0	5	14	0	0	2	4	33	3-0	1	.288	.455
MINOR LEAGUE TOTALS		.250	70	252	39	63	17	2	7	27	0	0	5	8	71	15-1	1	.287	.417

Jin-Young Kim – Pitcher

FULL NAME: Jim-Young Kim **BATS:** Right **THROWS:** Right **HEIGHT:** 6-1 **WEIGHT:** 190

OPENING DAY AGE: 20, turns 21 on April 16 **BORN:** 4/16/92 in Seoul, South Korea **RESIDENCE:** Seoul, South Korea

♦ **HOW ACQUIRED:** Signed by Cubs as a non-drafted free agent, 2/16/10 (scouts: Steve Wilson and Aaron Tassano)

YEAR	TEAM	W-L	ERA	G	GS	CG	SHO	SV	IP	H	R	ER	HR	HB	BB	SO	WP	BK
2011	Boise-A	2-2	7.66	9	2	0	0	0	24.2	38	21	21	4	0	15	16	5	2
	Mesa-R	2-0	1.74	6	1	0	0	0	20.2	25	10	4	1	0	3	15	1	0
2012	Mesa-R	0-1	1.53	14	0	0	0	2	17.2	18	8	3	0	1	4	14	1	0
MINOR LEAGUE TOTALS		4-3	4.00	29	3	0	0	2	63.0	81	39	28	5	1	22	45	7	2

Austin Kirk – Pitcher

FULL NAME: Austin L. Kirk **BATS:** Left **THROWS:** Left **HEIGHT:** 6-1 **WEIGHT:** 220

OPENING DAY AGE: 22, turns 23 on May 22 **BORN:** 5/22/90 in Tulsa, OK **RESIDENCE:** Owasso, OK

♦ **SCHOOL:** Graduated from Owasso (Okla.) High School in May of 2009

♦ **HOW ACQUIRED:** Selected by Cubs in third round of 2009 draft (scout: Brandon Mozley)

♦ **CAREER NOTES:** **2012**— Named a mid-season Florida State League All-Star and got the start on the mound for the North Team ... **2011**— Named a mid-season Midwest League All-Star ... tossed a 9.0-inning no-hitter, July 4, against Clinton - was the first no-hitter by a Peoria Chiefs pitcher since 1988 ... earned Peoria's inaugural minor league community service award

♦ **HIGH SCHOOL NOTES:** **2009**— Went 9-1 with a 0.45 ERA in 11 games to help lead Owasso to its 11th state championship and 12th championship game appearance in the last 13 years ... he struck out 111 batters in 61.2 innings pitched

YEAR	TEAM	W-L	ERA	G	GS	CG	SHO	SV	IP	H	R	ER	HR	HB	BB	SO	WP	BK
2009	Mesa-R	1-0	3.12	5	2	0	0	0	8.2	8	3	3	0	0	4	10	1	0
	Boise-A	1-1	5.40	2	0	0	0	0	5.0	2	4	3	1	0	3	5	1	0
2010	Boise-A	4-5	3.31	12	10	0	0	0	51.2	51	19	19	6	3	12	48	3	0
	Peoria-A	1-1	3.55	3	0	0	0	0	12.2	8	5	5	1	1	9	17	4	1
2011	Peoria-A	5-12	4.29	29	28	1	1	0	151.0	143	81	72	17	8	38	122	10	3
2012	Daytona-A	7-3	3.13	22	21	0	0	0	129.1	120	50	45	3	5	48	78	5	0
	Tennessee-AA	2-0	3.09	5	4	1	0	0	23.1	18	9	8	3	0	12	13	0	0
MINOR LEAGUE TOTALS		21-22	3.66	78	65	2	1	0	381.2	350	171	155	31	17	126	293	24	4

Chadd Krist – Catcher

FULL NAME: Chadd Branden Krist **BATS:** Right **THROWS:** Right **HEIGHT:** 5-11 **WEIGHT:** 190

OPENING DAY AGE: 23 **BORN:** 1/28/90 in Santa Rosa, CA **RESIDENCE:** Petaluma, CA

♦ **SCHOOL:** Attended the University of California Berkeley ... graduated from Petaluma (Calif.) High School

♦ **HOW ACQUIRED:** Selected by Cubs in ninth round of 2012 draft (scout: Scott Fairbanks)

♦ **COLLEGE CAREER:** Finished his Cal career with a school-record 65 doubles ... was a member of the 2011 Houston Regional All-Tournament Team, while being named 2011 first-team All-Pac-10 ... earned All-Pac-10 honors as a sophomore in 2010

YEAR	TEAM	AVG	G	AB	R	H	2B	3B	HR	RBI	SH	SF	HP	BB	SO	SB-CS	E	OBP	SLG
2012	Boise-A	.328	16	58	9	19	4	0	0	6	0	1	0	4	5	0-0	0	.365	.397
	Peoria-A	.253	40	150	18	38	15	1	4	23	1	3	2	15	33	0-1	3	.324	.447
MINOR LEAGUE TOTALS		.274	56	208	27	57	19	1	4	29	1	4	2	19	38	0-1	3	.335	.433

Trey Lang – Pitcher

FULL NAME: Trey Lang **BATS:** Right **THROWS:** Right **HEIGHT:** 6-3 **WEIGHT:** 225

OPENING DAY AGE: 20, turns 21 on May 18 **BORN:** 5/18/92 in Mesa, AZ **RESIDENCE:** Mesa, AZ

♦ **SCHOOL:** Graduated from Gateway CC in Phoenix, Ariz. ... graduated from Skyline High School in Mesa, Ariz.

♦ **HOW ACQUIRED:** Selected by Cubs in sixth round of 2012 draft (scout: Steve McFarland)

YEAR	TEAM	W-L	ERA	G	GS	CG	SHO	SV	IP	H	R	ER	HR	HB	BB	SO	WP	BK
2012	Mesa-R	0-0	3.29	7	3	0	0	0	13.2	16	6	5	1	0	2	11	0	0

Erick Leal – Pitcher

FULL NAME: Erick Alejandro Leal **BATS:** Right **THROWS:** Right **HEIGHT:** 6-3 **WEIGHT:** 180

OPENING DAY AGE: 18 **BORN:** 3/17/95 in Valencia, Venezuela **RESIDENCE:** Valencia, Venezuela

♦ **ORIGINAL CLUB:** Signed by Arizona as a non-drafted free agent 9/14/11

♦ **HOW ACQUIRED:** From Arizona with P Jesus Castillo 2/18/13 for OF Tony Campana

YEAR	TEAM	W-L	ERA	G	GS	CG	SHO	SV	IP	H	R	ER	HR	HB	BB	SO	WP	BK
2012	DSL D-backs-R	6-2	2.44	14	12	1	1	0	70.0	58	26	19	1	3	11	70	7	1

Chang-Yong Lim – Pitcher

FULL NAME: Chan-Yong Lim **BATS:** Right **THROWS:** Right **HEIGHT:** 5-11 **WEIGHT:** 176
OPENING DAY AGE: 36 **BORN:** 6/4/76 in Gwangju, South Korea **RESIDENCE:** Sungnamsi, South Korea
 ♦ **HOW ACQUIRED:** Signed a two-year minor league contract with Cubs 12/15/12 (scouts: Min-Kyu Sung, Steve Wilson and Paul Weaver)
 ♦ **CAREER NOTES:** Pitched professionally in Korea (1996-07) and Japan (2008-12) ... began his pro career with Haitai in the Korean Base ball League in 1996 ... joined Samsung in 1999, his first of nine seasons there ... recorded at least 28 saves in four-straight seasons for the Yakult Swallows in the Japan Baseball League from 2008-11 ... **2012**— Pitched in nine games for Yakult before having to undergo "Tommy John" ligament replacement surgery ... **2009**— Helped South Korea to a second place finish in the World Baseball Classic ... **2000**— Helped South Korea to the bronze medal in the Summer Olympics

YEAR	TEAM	W-L	ERA	G	GS	CG	SHO	SV	IP	H	R	ER	HR	HB	BB	SO	WP	BK
2008	— Yakult-JAPAN	1-5	3.00	54	0	0	0	33	51.0	55	18	17	6	2	9	50	1	0
2009	— Yakult-JAPAN	5-4	2.05	57	0	0	0	28	57.0	40	15	13	4	2	19	52	2	0
2010	— Yakult-JAPAN	1-2	1.46	53	0	0	0	35	55.2	32	9	3	2	16	53	1	0	
2011	— Yakult-JAPAN	4-2	2.17	65	0	0	0	32	62.1	40	15	15	2	3	22	69	3	0
2012	— Yakult-JAPAN	0-0	0.00	9	0	0	0	0	7.0	6	0	0	0	0	2	7	0	0
JAPAN LEAGUE TOTALS		11-13	2.09	238	0	0	0	128	233.0	173	57	54	15	9	68	231	7	0

Daniel Lockhart – Infielder

FULL NAME: Daniel Keith Lockhart **BATS:** Left **THROWS:** Right **HEIGHT:** 5-11 **WEIGHT:** 175
OPENING DAY AGE: 20 **BORN:** 11/4/92 in Nashville, TN **RESIDENCE:** Dacula, GA
 ♦ **SCHOOL:** Graduated from Hebron Christian Academy in Dacula, Ga.
 ♦ **HOW ACQUIRED:** Selected by Cubs in 10th round of 2011 draft (scout: Keith Lockhart)
 ♦ **FAMILY TIES:** Son of former Major Leaguer and Cubs Area Scout, Keith Lockhart

YEAR	TEAM	AVG	G	AB	R	H	2B	3B	HR	RBI	SH	SF	HP	BB	SO	SB-CS	E	OBP	SLG
2011	— Mesa-R	.219	7	32	1	7	0	0	0	3	0	0	0	2	7	2-1	3	.265	.219
2012	— Mesa-R	.221	45	190	31	42	5	4	1	20	1	0	4	18	27	11-3	12	.302	.305
MINOR LEAGUE TOTALS		.221	52	222	32	49	5	4	1	23	1	0	4	20	34	13-4	15	.297	.293

Luis Liria – Pitcher

FULL NAME: Luis Enrique Liria **BATS:** Switch **THROWS:** Right **HEIGHT:** 6-2 **WEIGHT:** 190
OPENING DAY AGE: 23 **BORN:** 1/15/90 in Santo Domingo, D.R. **RESIDENCE:** Santo Domingo, D.R.
 ♦ **HOW ACQUIRED:** Signed by Cubs as non-drafted free agent, 9/14/07 (scouts: Jose Serra and Carlos Reyes)

YEAR	TEAM	W-L	ERA	G	GS	CG	SHO	SV	IP	H	R	ER	HR	HB	BB	SO	WP	BK
2008	— DSL Cubs 2-R	1-3	4.10	15	9	0	0	2	52.2	46	39	24	3	14	26	45	10	2
2009	— DSL Cubs 1-R	1-0	3.00	7	5	0	0	0	27.0	14	12	9	2	2	12	32	8	0
	Mesa-R	2-1	5.33	10	5	0	0	0	25.1	30	17	15	1	3	12	23	4	0
2010	— Mesa-R	2-2	2.40	12	7	0	0	0	45.0	36	16	12	0	1	12	46	5	0
	Peoria-A	1-0	10.29	3	0	0	0	0	7.0	8	9	8	0	1	10	6	5	0
2011	— Boise-A	2-1	2.84	5	5	0	0	0	25.1	16	10	8	1	2	7	24	3	1
	Peoria-A	3-3	3.77	10	6	0	0	2	45.1	31	24	19	5	4	20	34	4	2
2012	— Peoria-A	2-5	4.55	39	0	0	0	5	59.1	50	36	30	3	4	46	52	14	2
MINOR LEAGUE TOTALS		14-15	3.92	101	37	0	0	9	287.0	231	163	125	15	31	145	262	53	7

Carlos Llano – Pitcher

FULL NAME: Carlos Javier Llano (Batista) **BATS:** Right **THROWS:** Right **HEIGHT:** 6-0 **WEIGHT:** 185
OPENING DAY AGE: 21 **BORN:** 2/28/92 in Santiago, D.R. **RESIDENCE:** Santiago, D.R.
 ♦ **HOW ACQUIRED:** Signed by Cubs as non-drafted free agent 6/14/12 (scouts: Jose Serra and Gian Guzman)

YEAR	TEAM	W-L	ERA	G	GS	CG	SHO	SV	IP	H	R	ER	HR	HB	BB	SO	WP	BK
2012	—																	

WILL MAKE DEBUT IN 2013

Matthew Loosen – Pitcher

FULL NAME: Matthew T. Loosen **BATS:** Right **THROWS:** Right **HEIGHT:** 6-2 **WEIGHT:** 200
OPENING DAY AGE: 23, turns 24 on April 10 **BORN:** 4/10/89 in Mineola, NY **RESIDENCE:** Malverne, NY
 ♦ **SCHOOL:** Attended Jacksonville University ... graduated from Chaminade High School in Mineola, N.Y., in 2007
 ♦ **HOW ACQUIRED:** Selected by Cubs in 23rd round of 2010 draft (scout: Tom Clark)
 ♦ **CAREER NOTES:** **2012**— Tied for the Florida State League lead with 11 victories ... was second in the league with a 1.14 WHIP and a .202 opponent batting average
 ♦ **COLLEGE NOTES:** **2010**— One of three players to receive a unanimous vote to the Atlantic Sun Preseason All-Conference Team

YEAR	TEAM	W-L	ERA	G	GS	CG	SHO	SV	IP	H	R	ER	HR	HB	BB	SO	WP	BK
2010	— Mesa-R	1-0	0.00	3	1	0	0	0	6.2	4	0	0	0	1	1	8	0	0
	Boise-A	1-3	4.54	11	6	0	0	0	37.2	39	22	19	4	5	8	32	1	0
2011	— Daytona-A	2-3	4.42	9	6	0	0	0	36.2	40	29	18	4	2	13	39	4	0
	Peoria-A	2-1	1.74	6	5	0	0	0	31.0	21	6	6	2	1	6	28	2	0
	Tennessee-AA	0-2	5.73	2	2	0	0	0	11.0	6	7	7	2	1	8	7	1	0
2012	— Daytona-A	+11-5	4.07	23	23	0	0	0	112.2	83	58	51	8	12	46	110	7	1
MINOR LEAGUE TOTALS		17-14	3.86	54	43	0	0	0	235.2	193	122	101	20	22	82	224	15	1

+Tied For League Lead

Jeffrey Lorick – Pitcher

FULL NAME: Jeffrey Hairston Lorick **BATS:** Left **THROWS:** Left **HEIGHT:** 6-0 **WEIGHT:** 205
OPENING DAY AGE: 25 **BORN:** 12/18/87 in Atlanta, GA **RESIDENCE:** Johns Creek, GA

- ♦ **SCHOOL:** Attended the University of Virginia
- ♦ **ORIGINAL CLUB:** Selected by Atlanta in 20th round of 2009 draft (scout: Billy Best)
- ♦ **HOW ACQUIRED:** From Atlanta 8/18/10 with P Robinson Lopez and P Tyrelle Harris for INF Derrek Lee and a cash consideration

YEAR	TEAM	W-L	ERA	G	GS	CG	SHO	SV	IP	H	R	ER	HR	HB	BB	SO	WP	BK
2009	Danville-R	2-1	4.09	17	3	0	0	3	33.0	30	17	15	1	3	13	42	9	0
2010	Myrtle Beach-A	0-0	0.00	1	0	0	0	0	2.0	1	0	0	0	0	0	2	0	0
	Rome-A	3-6	2.32	26	4	0	0	4	50.1	42	25	13	2	0	21	41	2	1
	Peoria-A	0-0	4.82	4	2	0	0	0	9.1	9	6	5	0	0	9	12	1	0
2011	Daytona-A	8-6	5.38	30	18	0	0	0	113.2	133	83	68	10	11	44	75	8	1
2012	Daytona-A	2-4	4.58	31	0	0	0	2	39.1	44	24	20	1	3	18	41	3	0
	Peoria-A	0-0	0.52	15	0	0	0	6	17.1	9	1	1	0	2	8	25	1	1
MINOR LEAGUE TOTALS		15-17	4.14	124	27	0	0	15	265.0	268	156	122	14	19	113	238	24	3

Mark Malave – Infielder

FULL NAME: Mark Eckersley Malave **BATS:** Switch **THROWS:** Right **HEIGHT:** 6-3 **WEIGHT:** 185
OPENING DAY AGE: 18 **BORN:** 1/5/95 in Caracas, Distrito Capital, Venezuela **RESIDENCE:** Santa Teresa del Tuy, Miranda, Venezuela

- ♦ **HOW ACQUIRED:** Signed by Cubs as a non-drafted free agent 7/2/11 (scout: Hector Ortega)

YEAR	TEAM	AVG	G	AB	R	H	2B	3B	HR	RBI	SH	SF	HP	BB	SO	SB-CS	E	OBP	SLG
2012	DSL Cubs 2-R	.229	62	227	25	52	11	0	0	21	0	1	2	32	49	5-0	9	.328	.278

Nathan Maldonado – Infielder

FULL NAME: Nathan Maldonado **BATS:** Right **THROWS:** Right **HEIGHT:** 5-9 **WEIGHT:** 190
OPENING DAY AGE: 23, turns 24 on April 7 **BORN:** 4/7/89 in Phoenix, AZ **RESIDENCE:** Goodyear, AZ

- ♦ **HOW ACQUIRED:** Signed by Cubs as a non-drafted free agent 1/30/13 (scout: Steve McFarland)

YEAR	TEAM	AVG	G	AB	R	H	2B	3B	HR	RBI	SH	SF	HP	BB	SO	SB-CS	E	OBP	SLG
2012	—																		

WILL MAKE DEBUT IN 2013

Arturo Maltos-Garcia – Pitcher

FULL NAME: Arturo Maltos-Garcia **BATS:** Right **THROWS:** Right **HEIGHT:** 6-1 **WEIGHT:** 190
OPENING DAY AGE: 22 **BORN:** 3/2/91 in Brush, CO **RESIDENCE:** Brush, CO

- ♦ **SCHOOL:** Attended Lamar Community College (Colo.)
- ♦ **HOW ACQUIRED:** Selected by Cubs in 30th round of 2011 draft (scout: Steve McFarland)
- ♦ **CAREER NOTES:** 2011 — Suffered season-ending UCL tear (elbow) in JUCO playoffs

YEAR	TEAM	W-L	ERA	G	GS	CG	SHO	SV	IP	H	R	ER	HR	HB	BB	SO	WP	BK
2012	Mesa-R	2-0	5.89	12	0	0	0	0	18.1	11	12	12	3	1	12	20	2	0

Dillon Maples – Pitcher

FULL NAME: Dillon Sean Maples **BATS:** Right **THROWS:** Right **HEIGHT:** 6-2 **WEIGHT:** 195
OPENING DAY AGE: 20, turns 21 on May 9 **BORN:** 5/9/92 in Sanford, NC **RESIDENCE:** West End, NC

- ♦ **SCHOOL:** Graduated from Pinecrest High School in Southern Pines, N.C.
- ♦ **HOW ACQUIRED:** Selected by Cubs in 14th round of 2011 draft (scout: Billy Swoope)
- ♦ **CAREER NOTES:** 2012 — On Mesa's disabled list with a right elbow strain, June 19-July 27
- ♦ **HIGH SCHOOL NOTES:** 2011 — Gatorade North Carolina High School Player of the Year ... named the Cubs fifth-best prospect following the season by *Baseball America*... 2010 — USA Baseball 18-and-under National Team member

YEAR	TEAM	W-L	ERA	G	GS	CG	SHO	SV	IP	H	R	ER	HR	HB	BB	SO	WP	BK
2012	Mesa-R	0-1	4.35	6	4	0	0	0	10.1	6	7	5	0	3	10	12	6	0

Ricardo Marcano – Outfielder

FULL NAME: Ricardo Marcano **BATS:** Left **THROWS:** Right **HEIGHT:** 6-2 **WEIGHT:** 183
OPENING DAY AGE: 18 **BORN:** 10/18/94 in Caracas, Venezuela **RESIDENCE:** Miranda, Venezuela

- ♦ **HOW ACQUIRED:** Signed by Cubs as a non-drafted free agent 7/2/11 (scout: Hector Ortega)

YEAR	TEAM	AVG	G	AB	R	H	2B	3B	HR	RBI	SH	SF	HP	BB	SO	SB-CS	E	OBP	SLG
2012	DSL Cubs 2-R	.245	63	220	28	54	9	5	0	18	2	1	2	34	38	6-5	2	.350	.332

Justin Marra – Catcher

FULL NAME: Justin P. Marra **BATS:** Left **THROWS:** Right **HEIGHT:** 5-10 **WEIGHT:** 190
OPENING DAY AGE: 20 **BORN:** 1/18/93 in Toronto, Ontario, Canada **RESIDENCE:** Toronto, Ontario, Canada

- ♦ **SCHOOL:** Graduated from Michael Power/St. Joseph High School (Ontario)
- ♦ **HOW ACQUIRED:** Selected by Cubs in 15th round of 2011 draft (scout: Matt Sherman)
- ♦ **CAREER NOTES:** 2011 – Junior Canadian National Team member

YEAR	TEAM	AVG	G	AB	R	H	2B	3B	HR	RBI	SH	SF	HP	BB	SO	SB-CS	E	OBP	SLG
2012	Boise-A	.600	2	5	1	3	0	0	0	0	0	0	0	1	1	0-0	0	.667	.600
	Mesa-R	.322	29	90	20	29	11	1	0	14	0	2	3	21	19	0-0	2	.457	.467
MINOR LEAGUE TOTALS		.337	31	95	21	32	11	1	0	14	0	2	3	22	20	0-0	2	.467	.474

Chad Martin – Pitcher

FULL NAME: Chad Scott Martin **BATS:** Right **THROWS:** Right **HEIGHT:** 6-7 **WEIGHT:** 230
OPENING DAY AGE: 22 **BORN:** 5/17/90 in Lexington, KY **RESIDENCE:** Lexington, KY

- ♦ **SCHOOL:** Attended Indiana University ... graduated from Paul Laurence Dunbar High School in Lexington, Ky.
- ♦ **HOW ACQUIRED:** Selected by Cubs in 10th round of 2012 draft (scout: Stan Zielinski)
- ♦ **COLLEGE CAREER:** His .255 batting average against as a junior in 2012 ranked sixth-best in the Big Ten Conference

YEAR	TEAM	W-L	ERA	G	GS	CG	SHO	SV	IP	H	R	ER	HR	HB	BB	SO	WP	BK
2012	Mesa-R	4-2	5.06	14	0	0	0	1	16.0	17	10	9	0	2	9	17	4	0

Trey Martin – Outfielder

FULL NAME: Darien Daronthea Martin **BATS:** Right **THROWS:** Right **HEIGHT:** 6-2 **WEIGHT:** 190
OPENING DAY AGE: 20 **BORN:** 12/11/92 in Atlanta, GA **RESIDENCE:** Snellville, GA

- ♦ **SCHOOL:** Graduated from Brookwood High School in Snellville, Ga.
- ♦ **HOW ACQUIRED:** Selected by Cubs in 13th round of 2011 draft (scout: Keith Lockhart)
- ♦ **HIGH SCHOOL NOTES:** 2008– Led Brookwood High School to Georgia State Championship

YEAR	TEAM	AVG	G	AB	R	H	2B	3B	HR	RBI	SH	SF	HP	BB	SO	SB-CS	E	OBP	SLG
2011	Mesa-R	.243	18	70	10	17	0	4	0	8	0	1	1	4	17	3-2	0	.289	.357
2012	Mesa-R	.448	7	29	5	13	5	1	0	6	0	0	2	2	3	2-0	0	.515	.690
	Boise-A	.270	57	204	26	55	5	4	3	23	9	1	2	13	48	6-5	2	.318	.377
MINOR LEAGUE TOTALS		.281	82	303	41	85	10	9	3	37	9	2	5	19	68	11-7	2	.331	.403

Eric Martinez – Pitcher

FULL NAME: Ericdervid Martinez **BATS:** Right **THROWS:** Right **HEIGHT:** 6-2 **WEIGHT:** 185
OPENING DAY AGE: 23 **BORN:** 1/25/90 in San Pedro de Macoris, D.R. **RESIDENCE:** San Pedro de Macoris, D.R.

- ♦ **HOW ACQUIRED:** Signed by Cubs as non-drafted free agent, 3/10/09 (scouts: Jose Serra and Marino Encarnacion)

YEAR	TEAM	W-L	ERA	G	GS	CG	SHO	SV	IP	H	R	ER	HR	HB	BB	SO	WP	BK
2009	DSL Cubs 2-R	0-2	5.59	13	7	0	0	0	46.2	59	40	29	3	6	17	23	5	0
2010	DSL Cubs 1-R	1-1	6.00	8	0	0	0	0	12.0	15	8	8	1	2	5	5	0	4
2011	DSL Cubs 2-R	5-1	1.70	16	3	0	0	2	42.1	40	12	8	1	2	8	22	2	1
2012	DSL Cubs 1-R	4-6	4.08	21	0	0	0	4	39.2	45	24	18	1	6	7	23	6	0
MINOR LEAGUE TOTALS		10-10	4.03	58	10	0	0	6	140.2	159	84	63	6	16	37	73	13	5

Carlos Martinez Pumarino – Pitcher

FULL NAME: Carlos A. Martinez Pumarino **BATS:** Right **THROWS:** Right **HEIGHT:** 6-4 **WEIGHT:** 230
OPENING DAY AGE: 22 **BORN:** 4/2/91 in La Habana, Cuba **RESIDENCE:** Santo Domingo, D.R.

- ♦ **HOW ACQUIRED:** Signed by Cubs as a non-drafted free agent 12/7/11 (scouts: Jose Serra and Louis Eljaou)

YEAR	TEAM	W-L	ERA	G	GS	CG	SHO	SV	IP	H	R	ER	HR	HB	BB	SO	WP	BK
2012	Mesa-R	5-0	3.53	14	1	0	0	0	43.1	36	22	17	1	2	14	44	3	0

Marcos Mateo – Pitcher

- FULL NAME:** Marcos Aurelio Mateo (Lora) **BATS:** Right **THROWS:** Right **HEIGHT:** 6-1 **WEIGHT:** 220
OPENING DAY AGE: 28, turns 29 on April 18 **BORN:** 4/18/84 in San Cristobal, D.R. **RESIDENCE:** Bani, D.R.
 ♦ **ORIGINAL CLUB:** Signed by Cincinnati as a non-drafted free agent 3/1/04 (scout: Johnny Almaraz)
 ♦ **HOW ACQUIRED:** From Cincinnati 8/30/07 for OF Buck Coats
 ♦ **CAREER NOTES: 2012**— Missed the campaign when he injured his right forearm during a Spring Training game, March 22 against Texas ... **2011**— was 1-2 with a 4.30 ERA (11 ER/23.0 IP) in 23 games for Chicago before being shelved with right elbow soreness, July 5 ... missed the remainder of the season

YEAR	TEAM	W-L	ERA	G	GS	CG	SHO	SV	IP	H	R	ER	HR	HB	BB	SO	WP	BK
2004	— Dominican-R	4-2	2.61	15	8	1	0	0	69.0	62	25	20	2	3	17	57	5	1
2005	— GCL Reds-R	2-3	4.30	13	4	0	0	0	44.0	54	26	21	2	3	10	23	7	0
2006	— Billings-R	5-1	3.20	18	0	0	0	1	45.0	43	17	16	2	3	20	30	5	0
2007	— Dayton-A	2-4	3.50	41	0	0	0	6	72.0	68	29	28	2	3	24	63	8	0
2008	— Peoria-A	1-0	1.20	8	0	0	0	1	15.0	4	3	2	1	0	7	20	1	0
	Daytona-A	4-3	3.57	25	16	0	0	0	88.1	87	42	35	6	7	29	65	10	2
2009	— Daytona-A	0-0	0.00	3	3	0	0	0	9.0	4	0	0	0	1	2	7	0	0
	Tennessee-AA	3-6	4.07	34	14	0	0	0	97.1	97	47	44	9	10	43	70	1	1
2010	— Tennessee-AA	0-0	2.18	17	1	0	0	4	20.2	23	8	5	2	0	3	29	0	0
	Iowa-AAA	0-1	4.97	8	0	0	0	0	12.2	12	8	7	0	0	4	15	0	0
	Mesa-R	0-0	0.00	1	0	0	0	0	1.0	0	0	0	0	0	0	1	0	0
	CUBS	0-1	5.82	21	0	0	0	0	21.2	20	15	14	6	1	9	26	1	0
2011	— CUBS	1-2	4.30	23	0	0	0	0	23.0	24	11	11	2	0	10	25	1	0
	Iowa-AAA	1-3	6.87	16	0	0	0	2	18.1	20	14	14	3	2	10	18	2	0
2012	—	INJURED — DID NOT PITCH																
M.L./CUBS TOTALS		1-3	5.04	44	0	0	0	0	44.2	44	26	25	8	1	19	51	2	0
MINOR LEAGUE TOTALS		22-23	3.51	199	46	1	0	14	492.1	474	219	192	29	32	169	398	39	4

Sheldon McDonald – Pitcher

- FULL NAME:** Sheldon A. McDonald **BATS:** Left **THROWS:** Left **HEIGHT:** 5-11 **WEIGHT:** 205
OPENING DAY AGE: 24 **BORN:** 11/5/88 in Edmonton, Alberta, Canada **RESIDENCE:** Spruce Grove, Alberta, Canada
 ♦ **SCHOOL:** Attended the University of British Columbia ... transferred to UBC from Northeastern University (Mass.)
 ♦ **HOW ACQUIRED:** Selected by Cubs in 33rd round of 2011 draft (scout: Al Geddes)
 ♦ **CAREER NOTES:** Former member of Canadian Junior National Team

YEAR	TEAM	W-L	ERA	G	GS	CG	SHO	SV	IP	H	R	ER	HR	HB	BB	SO	WP	BK
2011	— Mesa-R	0-0	2.25	5	0	0	0	0	8.0	8	7	2	0	0	4	9	0	0
	Boise-A	0-0	4.91	4	0	0	0	0	11.0	14	6	6	2	0	2	7	1	0
2012	— Peoria-A	1-3	1.89	33	0	0	0	0	62.0	45	20	13	3	4	16	57	2	0
MINOR LEAGUE TOTALS		1-3	2.33	42	0	0	0	0	81.0	67	33	21	5	4	22	73	3	0

Andrew McKirahan – Pitcher

- FULL NAME:** Andrew David McKirahan **BATS:** Right **THROWS:** Left **HEIGHT:** 6-2 **WEIGHT:** 195
OPENING DAY AGE: 23 **BORN:** 2/8/90 in Austin, TX **RESIDENCE:** Georgetown, TX
 ♦ **SCHOOL:** Attended the University of Texas ... graduated from Georgetown (Texas) High School
 ♦ **HOW ACQUIRED:** Selected by Cubs in 21st round of 2011 draft (scout: Trey Forkerway)
 ♦ **CAREER NOTES: 2012**— On Peoria's disabled list, May 6-September 4, with a left elbow sprain

YEAR	TEAM	W-L	ERA	G	GS	CG	SHO	SV	IP	H	R	ER	HR	HB	BB	SO	WP	BK
2011	— Mesa-R	0-1	1.42	11	0	0	0	0	12.2	8	2	2	1	0	4	17	1	0
	Boise-A	0-1	2.25	4	0	0	0	0	4.0	4	1	1	0	0	4	6	0	0
2012	— Peoria-A	0-0	1.80	9	0	0	0	2	10.0	6	2	2	0	2	4	11	0	0
MINOR LEAGUE TOTALS		0-2	1.69	24	0	0	0	2	26.2	18	5	5	1	2	12	34	1	0

Ryan McNeil – Pitcher

- FULL NAME:** Ryan McNeil **BATS:** Right **THROWS:** Right **HEIGHT:** 6-3 **WEIGHT:** 210
OPENING DAY AGE: 19 **BORN:** 2/1/94 in Santa Barbara, CA **RESIDENCE:** Nipomo, CA
 ♦ **SCHOOL:** Graduated from Nipomo (Calif.) High School
 ♦ **HOW ACQUIRED:** Selected by Cubs in third round of 2012 draft (scout: Tom Meyers)
 ♦ **HIGH SCHOOL CAREER:** Was a participant in the Area Code Games in Long Beach and the Perfect Game All-American in San Diego ... became the first San Luis Obispo County high school player to be drafted in the first four rounds since 2005 (Scott Blue, drafted by Red Sox) ... had signed a National Letter of Intent to play at Long Beach State prior to signing with Cubs

YEAR	TEAM	W-L	ERA	G	GS	CG	SHO	SV	IP	H	R	ER	HR	HB	BB	SO	WP	BK
2012	— Mesa-R	1-0	1.35	8	6	0	0	0	20.0	19	3	3	1	1	10	18	2	0

Angel Mejias – Pitcher

FULL NAME: Angel Mejias **BATS:** Left **THROWS:** Left **HEIGHT:** 6-3 **WEIGHT:** 180

OPENING DAY AGE: 19 **BORN:** 10/30/93 in Aragua, Venezuela **RESIDENCE:** Aragua, Venezuela

♦ **HOW ACQUIRED:** Signed by Cubs as a non-drafted free agent 11/15/10 (scouts: Hector Ortega and Julio Figueroa)

YEAR	TEAM	W-L	ERA	G	GS	CG	SHO	SV	IP	H	R	ER	HR	HB	BB	SO	WP	BK
2011	— DSL Cubs 1-R	0-2	2.59	7	6	0	0	0	24.1	20	12	7	0	0	17	15	0	1
	DSL Cubs 2-R	0-0	0.00	1	0	0	0	0	2.0	1	1	0	0	0	2	0	0	0
2012	— DSL Cubs 1-R	4-2	2.58	13	11	1	0	0	69.2	56	26	20	1	1	23	57	8	1
MINOR LEAGUE TOTALS		4-4	2.53	21	17	1	0	0	96.0	77	39	27	1	1	42	72	8	2

Hendry Mercado – Pitcher

FULL NAME: Hendry Saviel Mercado **BATS:** Right **THROWS:** Right **HEIGHT:** 6-3 **WEIGHT:** 170

OPENING DAY AGE: 19 **BORN:** 3/21/94 in Puerto Plata, D.R. **RESIDENCE:** Puerto Plata, D.R.

♦ **HOW ACQUIRED:** Signed by Cubs as a non-drafted free agent 3/27/12 (scout: Jose Marino Encarnacion)

YEAR	TEAM	W-L	ERA	G	GS	CG	SHO	SV	IP	H	R	ER	HR	HB	BB	SO	WP	BK
2012	— DSL Cubs 1-R	1-0	24.75	8	1	0	0	1	12.0	22	34	33	3	4	18	4	7	1

Enderson Mercedes – Outfielder

FULL NAME: Enderson Mercedes **BATS:** Right **THROWS:** Right **HEIGHT:** 6-2 **WEIGHT:** 180

OPENING DAY AGE: 20 **BORN:** 12/4/92 in Santo Domingo, D.R. **RESIDENCE:** Santo Domingo, D.R.

♦ **HOW ACQUIRED:** Signed by Cubs as a non-drafted free agent 11/25/10 (scout: Jose Serra)

YEAR	TEAM	AVG	G	AB	R	H	2B	3B	HR	RBI	SH	SF	HP	BB	SO	SB-CS	E	OBP	SLG
2011	— DSL Cubs 2-R	.224	27	76	11	17	1	0	0	3	0	1	1	13	24	2-2	1	.341	.237
	DSL Cubs 1-R	.140	24	57	6	8	2	0	1	3	1	0	1	3	28	1-2	2	.197	.228
2012	— DSL Cubs 1-R	.172	29	87	14	15	4	0	5	9	0	1	4	11	48	1-1	4	.291	.391
	DSL Cubs 2-R	.161	17	31	6	5	1	0	1	5	0	0	1	7	17	0-2	1	.333	.290
MINOR LEAGUE TOTALS		.179	97	251	37	45	8	0	7	20	1	2	7	34	117	4-7	8	.293	.295

Alberto Mineo – Catcher

FULL NAME: Alberto Mineo **BATS:** Left **THROWS:** Right **HEIGHT:** 5-10 **WEIGHT:** 170

OPENING DAY AGE: 18, turns 19 on July 23 **BORN:** 7/23/94 in Gorizia, Italy **RESIDENCE:** Ronchi dei Legionari, Italy

♦ **HOW ACQUIRED:** Signed by Cubs as a non-drafted free agent 8/6/10 (scouts: Steve Wilson and Bill Holmberg)

YEAR	TEAM	AVG	G	AB	R	H	2B	3B	HR	RBI	SH	SF	HP	BB	SO	SB-CS	E	OBP	SLG
2012	— Mesa-R	.157	17	51	8	8	0	0	0	3	1	0	0	10	14	1-1	3	.295	.157

Carlos Montero – Infielder

FULL NAME: Carlos Luis Montero **BATS:** Right **THROWS:** Right **HEIGHT:** 6-0 **WEIGHT:** 175

OPENING DAY AGE: 21, turns 22 on July 6 **BORN:** 7/6/91 in Pimental, D.R. **RESIDENCE:** Pimental, D.R.

♦ **HOW ACQUIRED:** Signed by Cubs as a non-drafted free agent 2/12/10 (scout: Jose Serra)

♦ **CAREER NOTES:** 2012— Missed the season with a right foot fracture

YEAR	TEAM	AVG	G	AB	R	H	2B	3B	HR	RBI	SH	SF	HP	BB	SO	SB-CS	E	OBP	SLG
2010	— DSL Cubs 1-R	.277	72	253	37	70	15	0	1	36	1	3	2	24	39	10-10	23	.340	.348
2011	— DSL Cubs 1-R	.217	15	46	5	10	0	0	0	5	1	0	1	6	5	7-1	2	.321	.217
2012	—	INJURED — DID NOT PITCH																	
MINOR LEAGUE TOTALS		.268	87	299	42	80	15	0	1	41	2	3	3	30	44	17-11	25	.337	.328

Jose Morel – Pitcher

FULL NAME: Jose Morel **BATS:** Left **THROWS:** Right **HEIGHT:** 6-6 **WEIGHT:** 204

OPENING DAY AGE: 18 **BORN:** 11/13/94 in Santo Domingo, D.R. **RESIDENCE:** Duverge, D.R.

♦ **HOW ACQUIRED:** Signed by Cubs as a non-drafted free agent 1/20/12 (scouts: Jose Serra and Carlos Reyes)

YEAR	TEAM	W-L	ERA	G	GS	CG	SHO	SV	IP	H	R	ER	HR	HB	BB	SO	WP	BK
2012	—	WILL MAKE DEBUT IN 2013																

Yomar Morel – Pitcher

FULL NAME: Yomar Alexander Morel **BATS:** Right **THROWS:** Right **HEIGHT:** 6-1 **WEIGHT:** 180

OPENING DAY AGE: 19 **BORN:** 11/18/93 in Santo Domingo, D.R. **RESIDENCE:** Santo Domingo, D.R.

♦ **HOW ACQUIRED:** Signed by Cubs as a non-drafted free agent 11/25/10 (scouts: Jose Serra and Carlos Reyes)

YEAR	TEAM	W-L	ERA	G	GS	CG	SHO	SV	IP	H	R	ER	HR	HB	BB	SO	WP	BK
2011	— DSL Cubs 1-R	3-3	2.61	9	3	0	0	0	31.0	19	14	9	0	1	17	31	1	1
2012	— DSL Cubs 2-R	1-0	2.84	11	0	0	0	0	25.1	30	12	8	0	0	7	24	4	0
MINOR LEAGUE TOTALS		4-3	2.72	20	3	0	0	0	56.1	49	26	17	0	1	24	55	5	1

A.J. Morris – Pitcher

FULL NAME: Anthony J. Morris **BATS:** Right **THROWS:** Right **HEIGHT:** 6-2 **WEIGHT:** 185
OPENING DAY AGE: 26 **BORN:** 12/1/86 in Humble, TX **RESIDENCE:** Humble, TX

♦ **SCHOOL:** Attended Kansas State University

♦ **ORIGINAL CLUB:** Selected by Washington in the fourth round of 2009 draft (scout: Craig Kornfield)

♦ **HOW ACQUIRED:** From Washington 1/19/11 with OF Michael Burgess and P Graham Hicks for P Tom Gorzelanny

♦ **CAREER NOTES:** 2011— Missed the season due to right shoulder surgery ... 2009— Was a Golden Spikes Award Finalist and runner-up to winner Stephen Strasburg for amateur baseball's highest honor

YEAR	TEAM	W-L	ERA	G	GS	CG	SHO	SV	IP	H	R	ER	HR	HB	BB	SO	WP	BK
2009	GCL Nationals-R	0-0	0.00	2	2	0	0	0	5.0	0	0	0	0	0	4	0	0	0
	Hagerstown-A	0-4	3.82	8	8	0	0	0	37.2	44	23	16	2	3	8	36	1	1
2010	GCL Nationals-R	0-0	3.21	4	4	0	0	0	14.0	9	5	5	1	1	1	10	2	0
	Potomac-A	5-3	3.88	23	12	0	0	2	72.0	67	43	31	4	6	27	61	3	0
2011	—	INJURED — DID NOT PITCH																
2012	Daytona-A	5-2	2.24	39	0	0	0	7	52.1	36	17	13	1	2	15	42	6	0
MINOR LEAGUE TOTALS		10-9	3.23	76	26	0	0	9	181.0	156	88	65	8	12	51	153	12	1

Jonathan Mota – Infielder

FULL NAME: Jonathan J. Mota **BATS:** Right **THROWS:** Right **HEIGHT:** 6-0 **WEIGHT:** 200

OPENING DAY AGE: 25, turns 26 on June 1 **BORN:** 6/1/87 in Valencia, Venezuela **RESIDENCE:** Carabobo, Venezuela

♦ **HOW ACQUIRED:** Signed by Cubs as a non-drafted free agent 8/23/03 (scout: Hector Ortega)

♦ **CAREER NOTES:** 2012— Was a non-roster invitee to major league Spring Training ... missed significant time with an injured right elbow, as he was on the shelf, May 13-September 4 ... 2011— Hit .323 (52-for-161) in the first half of the season with Triple-A Iowa

YEAR	TEAM	AVG	G	AB	R	H	2B	3B	HR	RBI	SH	SF	HP	BB	SO	SB-CS	E	OBP	SLG
2004	DSL Cubs-R	.211	63	228	37	48	9	2	0	26	2	0	4	27	53	9-4	0	.305	.268
2005	Boise-A	.236	63	212	18	50	7	1	0	22	5	0	2	16	49	4-5	19	.296	.278
2006	Peoria-A	.275	33	91	10	25	2	1	0	9	1	1	1	6	14	2-3	6	.323	.319
	Daytona-A	.247	55	170	18	42	6	2	1	13	8	2	1	9	26	1-1	21	.286	.324
2007	Peoria-A	.277	67	220	35	61	17	1	2	16	5	1	1	24	42	9-5	9	.350	.391
	Daytona-A	.231	38	134	20	31	8	1	1	17	3	1	2	11	21	4-3	7	.297	.328
2008	Peoria-A	.227	8	22	0	5	2	0	0	0	0	0	0	5	0	0-0	2	.370	.318
	Daytona-A	.260	91	323	46	84	17	2	4	34	9	3	4	26	59	6-6	13	.320	.362
2009	Tennessee-AA	.238	107	320	32	76	16	2	2	22	6	2	7	35	59	2-6	13	.324	.319
2010	Peoria-A	.281	44	160	20	45	8	0	2	24	1	2	4	10	21	0-0	1	.335	.369
	Daytona-A	.000	1	6	0	0	0	0	0	0	0	0	0	0	5	0-0	0	.000	.000
	Tennessee-AA	.217	10	23	2	5	2	0	0	1	0	0	0	0	6	0-0	1	.217	.304
	Iowa-AAA	.267	11	30	2	8	0	0	1	3	0	0	0	3	7	0-0	1	.333	.367
2011	Iowa-AAA	.289	77	204	24	59	15	1	5	30	2	3	2	9	32	1-1	7	.321	.446
	Tennessee-AA	.221	21	77	5	17	4	0	2	8	1	0	1	2	14	0-1	2	.250	.351
2012	Tennessee-AA	.293	21	58	8	17	4	0	3	10	0	0	0	5	16	0-0	3	.349	.517
	Iowa-AAA	.235	7	17	3	4	1	1	1	5	0	0	0	1	3	0-0	0	.278	.588
MINOR LEAGUE TOTALS		.251	717	2295	280	577	118	14	24	240	43	15	29	189	432	38-35	105	.314	.346

Yoanner Negrin – Pitcher

FULL NAME: Yoanner Negrin (Perez) **BATS:** Right **THROWS:** Right **HEIGHT:** 5-11 **WEIGHT:** 190

OPENING DAY AGE: 28, turns 29 on April 29 **BORN:** 4/29/84 in La Habana, Cuba **RESIDENCE:** Miami, FL

♦ **HOW ACQUIRED:** Signed by Cubs as a non-drafted free agent 7/25/11 (scouts: Jose Serra and Louie Eljaou)

YEAR	TEAM	W-L	ERA	G	GS	CG	SHO	SV	IP	H	R	ER	HR	HB	BB	SO	WP	BK
2011	Mesa-R	1-0	0.00	3	0	0	0	0	4.1	3	0	0	0	0	3	7	0	0
	Peoria-A	0-0	4.15	2	0	0	0	1	4.1	4	2	2	2	1	1	6	0	0
	Daytona-A	0-1	10.38	3	0	0	0	0	4.1	7	5	5	0	0	1	5	0	0
2012	Olmecas de Tabasco-MEX	7-6	3.12	24	16	0	0	1	104.0	101	45	36	4	3	51	78	9	0
	Tennessee-AA	1-0	0.00	1	1	0	0	0	5.0	1	0	0	0	0	1	4	0	0
	Iowa-AAA	0-1	3.60	3	3	0	0	0	15.0	20	7	6	1	1	4	9	3	1
MINOR LEAGUE TOTALS		2-2	3.55	12	4	0	0	1	33.0	35	14	13	3	2	10	31	3	1
MEXICAN LEAGUE TOTALS		7-6	3.12	24	16	0	0	1	104.0	101	45	36	4	3	51	78	9	0

Chad Noble – Catcher

FULL NAME: Chad Dudley Noble **BATS:** Right **THROWS:** Right **HEIGHT:** 6-1 **WEIGHT:** 195

OPENING DAY AGE: 25 **BORN:** 11/18/87 in Rockwall, TX **RESIDENCE:** Rockwall, TX

♦ **SCHOOL:** Attended Northwestern University ... graduated from Rockwall (Texas) High School in 2006

♦ **HOW ACQUIRED:** Selected by Cubs in 37th round of 2010 draft (scout: Stan Zielinski)

YEAR	TEAM	AVG	G	AB	R	H	2B	3B	HR	RBI	SH	SF	HP	BB	SO	SB-CS	E	OBP	SLG
2010	– Mesa-R	.206	28	102	14	21	7	0	1	16	0	1	0	12	21	1-0	3	.287	.304
	Boise-A	.400	3	10	0	4	1	0	0	2	0	0	0	0	2	0-0	0	.400	.500
2011	– Peoria-A	.167	3	6	0	1	0	0	0	0	0	0	0	1	2	0-0	0	.286	.167
	Boise-A	.257	9	35	6	9	1	0	0	6	0	1	0	3	12	0-0	0	.308	.286
	Daytona-A	.234	48	145	15	34	2	0	1	11	2	0	1	12	35	0-1	4	.297	.269
2012	– Daytona-A	.188	49	154	17	29	8	1	0	16	4	5	1	9	32	1-1	3	.231	.253
	Tennessee-AA	.121	19	58	3	7	1	0	0	9	0	1	0	3	18	0-0	0	.161	.138
MINOR LEAGUE TOTALS		.206	159	510	55	105	20	1	2	60	6	8	2	40	122	2-2	10	.263	.261

Eddie Orozco – Pitcher

FULL NAME: Eduardo Orozco **BATS:** Right **THROWS:** Right **HEIGHT:** 6-4 **WEIGHT:** 220

OPENING DAY AGE: 23, turns 24 April 11 **BORN:** 4/11/89 in Fountain Valley, CA **RESIDENCE:** Riverside, CA

♦ **SCHOOL:** Graduated from the University of California-Riverside ... graduated from Rubidoux High School in Jurupa Valley, Calif.

♦ **HOW ACQUIRED:** Selected by Cubs in 22nd round of 2012 draft (scout: Denny Henderson)

♦ **COLLEGE CAREER:** Named as a 2012 Big West Conference Honorable Mention ... earned Big West Conference Pitcher of the Week honors for March 12, 2012 ... in 2011, he was named Big West Conference Honorable Mention

YEAR	TEAM	W-L	ERA	G	GS	CG	SHO	SV	IP	H	R	ER	HR	HB	BB	SO	WP	BK
2012	– Mesa-R	1-0	0.00	1	0	0	0	0	1.0	0	0	0	0	0	0	2	0	0
	Boise-A	2-1	1.95	19	0	0	0	6	27.2	19	6	6	0	2	11	31	3	1
MINOR LEAGUE TOTALS		3-1	1.88	20	0	0	0	6	28.2	20	6	6	0	2	11	33	3	1

John Ortega – Infielder

FULL NAME: John Ortega **BATS:** Switch **THROWS:** Right **HEIGHT:** 5-11 **WEIGHT:** 152

OPENING DAY AGE: 18, turns 19 on May 4 **BORN:** 5/4/94 in San Pedro de Macoris, D.R. **RESIDENCE:** San Pedro de Macoris, D.R.

♦ **HOW ACQUIRED:** Signed by Cubs as a non-drafted free agent 5/10/11 (scout: Jose Serra)

YEAR	TEAM	AVG	G	AB	R	H	2B	3B	HR	RBI	SH	SF	HP	BB	SO	SB-CS	E	OBP	SLG
2011	– DSL Cubs 2-R	.571	3	7	2	4	1	0	0	1	0	0	0	1	1	1-0	0	.625	.714
	DSL Cubs 1-R	.227	27	66	20	15	2	0	0	3	2	0	2	22	16	16-5	5	.433	.258
2012	– DSL Cubs 1-R	.184	47	98	19	18	1	1	0	11	1	1	2	26	11	6-7	15	.362	.214
MINOR LEAGUE TOTALS		.216	77	171	41	37	4	1	0	15	3	1	4	49	28	23-12	20	.400	.251

Dalfis Ortiz – Infielder

FULL NAME: Dalfis Leonidas Ortiz **BATS:** Switch **THROWS:** Right **HEIGHT:** 5-10 **WEIGHT:** 160

OPENING DAY AGE: 21 **BORN:** 2/10/92 in Bani, D.R. **RESIDENCE:** Bani, D.R.

♦ **HOW ACQUIRED:** Signed by Cubs as a non-drafted free agent 3/2/12 (scouts: Jose Serra and Gian Guzman)

YEAR	TEAM	AVG	G	AB	R	H	2B	3B	HR	RBI	SH	SF	HP	BB	SO	SB-CS	E	OBP	SLG
2012	– DSL Cubs 2-R	.261	40	88	19	23	4	0	0	6	2	1	0	21	21	5-5	5	.400	.307

Loiger Padron – Pitcher

FULL NAME: Loiger Luis Padron (Guzman) **BATS:** Right **THROWS:** Right **HEIGHT:** 6-0 **WEIGHT:** 180

OPENING DAY AGE: 22 **BORN:** 1/31/91 in Puerto Ordaz, Venezuela **RESIDENCE:** Bolivar, Venezuela

♦ **HOW ACQUIRED:** Signed by Cubs as non-drafted free agent, 5/15/09 (scouts: Julio Figueroa and Jose Gomez)

YEAR	TEAM	W-L	ERA	G	GS	CG	SHO	SV	IP	H	R	ER	HR	HB	BB	SO	WP	BK
2009	– DSL Cubs 2-R	2-5	6.91	14	4	0	0	0	27.1	28	28	21	0	2	24	24	10	0
2010	– DSL Cubs 1-R	1-2	5.06	17	0	0	0	1	26.2	26	16	15	0	3	14	32	4	1
2011	– DSL Cubs 1-R	3-1	2.28	10	1	0	0	1	23.2	18	8	6	0	1	12	15	2	0
	DSL Cubs 2-R	3-2	2.54	7	5	0	0	0	39.0	22	12	11	0	4	12	34	3	0
2012	– DSL Cubs 2-R	0-1	4.09	4	2	0	0	0	11.0	15	5	5	1	1	7	10	0	0
	Mesa-R	4-0	2.54	12	0	0	0	0	28.1	24	12	8	2	1	12	31	4	1
MINOR LEAGUE TOTALS		13-11	3.81	64	12	0	0	2	156.0	133	81	66	3	12	81	146	23	2

Jose Paniagua – Outfielder

FULL NAME: Jose Alberto Paniagua **BATS:** Right **THROWS:** Right **HEIGHT:** 6-2 **WEIGHT:** 180

OPENING DAY AGE: 18, turns 19 on June 7 **BORN:** 6/7/94 in Azua, D.R. **RESIDENCE:** Azua, D.R.

♦ **HOW ACQUIRED:** Signed by Cubs as a non-drafted free agent 3/27/12 (scouts: Jose Serra and Valerio Heredio)

YEAR	TEAM	AVG	G	AB	R	H	2B	3B	HR	RBI	SH	SF	HP	BB	SO	SB-CS	E	OBP	SLG
2012	DSL Cubs 1-R	.211	48	171	20	36	5	2	2	16	2	1	1	10	46	3-8	3	.257	.298

Juan Paniagua – Pitcher

FULL NAME: Juan Carlos Paniagua **BATS:** Right **THROWS:** Right **HEIGHT:** 6-1 **WEIGHT:** 195

OPENING DAY AGE: 23 **BORN:** 4/4/90 in Santo Domingo, D.R. **RESIDENCE:** Santo Domingo, D.R.

♦ **HOW ACQUIRED:** Signed by Cubs as a non-drafted free agent 7/9/12 (scouts: Jose Serra, Gian Guzman and Marino Encarnacion)

YEAR	TEAM	W-L	ERA	G	GS	CG	SHO	SV	IP	H	R	ER	HR	HB	BB	SO	WP	BK
2012	Mesa-R	1-0	0.00	2	0	0	0	0	3.2	0	0	0	0	1	1	4	0	0

Adonis Paula – Infielder

FULL NAME: Adonis Paula **BATS:** Right **THROWS:** Right **HEIGHT:** 6-1 **WEIGHT:** 185

OPENING DAY AGE: 18, turns 19 on June 21 **BORN:** 6/21/94 in Santo Domingo, D.R. **RESIDENCE:** Santo Domingo, D.R.

♦ **HOW ACQUIRED:** Signed by Cubs as a non-drafted free agent 12/22/11 (scouts: Jose Serra and Gian Guzman)

YEAR	TEAM	AVG	G	AB	R	H	2B	3B	HR	RBI	SH	SF	HP	BB	SO	SB-CS	E	OBP	SLG
2012	DSL Cubs 1-R	.186	37	129	16	24	4	2	1	11	0	0	5	9	36	4-2	15	.266	.271

Amaury Paulino – Pitcher

FULL NAME: Amaury Paulino **BATS:** Right **THROWS:** Right **HEIGHT:** 6-1 **WEIGHT:** 175

OPENING DAY AGE: 21, turns 22 on August 31 **BORN:** 8/31/91 in San Francisco de Macoris, D.R. **RESIDENCE:** San Francisco de Macoris, D.R.

♦ **HOW ACQUIRED:** Signed by Cubs as a non-drafted free agent, 3/13/09 (scouts: Jose Serra and Jose Estevez)

♦ **CAREER NOTES:** 2012— On Boise's disabled list, June 28-September 10, with a right elbow strain

YEAR	TEAM	W-L	ERA	G	GS	CG	SHO	SV	IP	H	R	ER	HR	HB	BB	SO	WP	BK
2009	DSL Cubs 2-R	0-4	4.22	15	7	0	0	0	32.0	33	29	15	0	3	26	22	9	1
2010	DSL Cubs 2-R	1-3	2.14	9	9	0	0	0	42.0	32	15	10	1	3	11	38	3	2
	DSL Cubs 1-R	2-0	3.32	5	4	0	0	0	19.0	16	7	7	1	1	8	18	3	0
2011	Mesa-R	0-0	0.00	3	2	0	0	0	3.0	3	0	0	0	0	1	2	0	0
2012	Boise-A	0-2	11.74	3	0	0	0	0	7.2	11	10	10	0	2	6	5	2	0
MINOR LEAGUE TOTALS		3-9	3.65	35	22	0	0	0	103.2	95	61	42	2	9	52	85	17	3

Jose Paulino – Pitcher

FULL NAME: Jose Paulino **BATS:** Left **THROWS:** Left **HEIGHT:** 6-2 **WEIGHT:** 165

OPENING DAY AGE: 17, turns 18 on April 9 **BORN:** 4/9/95 in San Cristobal, D.R. **RESIDENCE:** San Cristobal, D.R.

♦ **HOW ACQUIRED:** Signed by Cubs as a non-drafted free agent 7/20/11 (scout: Jose Serra)

YEAR	TEAM	W-L	ERA	G	GS	CG	SHO	SV	IP	H	R	ER	HR	HB	BB	SO	WP	BK
2012	DSL Cubs 1-R	2-6	4.18	15	7	0	0	0	60.1	54	41	28	4	5	20	60	12	3

Felix Pena – Pitcher

FULL NAME: Felix Ricardo Pena **BATS:** Right **THROWS:** Right **HEIGHT:** 6-2 **WEIGHT:** 186

OPENING DAY AGE: 23 **BORN:** 2/25/90 in San Pedro de Macoris, D.R. **RESIDENCE:** San Pedro de Macoris, D.R.

♦ **HOW ACQUIRED:** Signed by Cubs as a non-drafted free agent, 3/9/09 (scouts: Jose Serra and Marino Encarnacion)

YEAR	TEAM	W-L	ERA	G	GS	CG	SHO	SV	IP	H	R	ER	HR	HB	BB	SO	WP	BK
2009	DSL Cubs 2-R	1-4	3.58	14	6	0	0	0	50.1	53	30	20	2	4	15	38	7	0
2010	DSL Cubs 1-R	1-2	1.17	20	1	0	0	2	46.1	36	11	6	1	0	9	38	3	1
2011	Mesa-R	3-2	6.92	17	0	0	0	1	39.0	48	35	30	8	3	9	32	6	1
2012	Peoria-A	0-0	4.50	6	0	0	0	0	10.0	9	5	5	1	0	5	10	1	0
	Boise-A	4-2	3.43	15	6	0	0	0	63.0	60	33	24	5	2	22	42	4	0
MINOR LEAGUE TOTALS		9-10	3.67	72	13	0	0	3	208.2	206	114	85	17	9	60	160	21	2

Jhonny Pena – Catcher

FULL NAME: Jhonny Alexander Pena **BATS:** Right **THROWS:** Right **HEIGHT:** 6-0 **WEIGHT:** 190
OPENING DAY AGE: 20, turns 21 on May 24 **BORN:** 5/24/92 in Bani, D.R. **RESIDENCE:** Bani, D.R.

♦ **HOW ACQUIRED:** Signed by Cubs as a non-drafted free agent 12/3/10 (scout: Jose Serra)

YEAR	TEAM	AVG	G	AB	R	H	2B	3B	HR	RBI	SH	SF	HP	BB	SO	SB-CS	E	OBP	SLG
2011	— DSL Cubs 1-R	.204	45	113	10	23	7	0	0	10	0	0	7	15	17	0-0	4	.333	.265
2012	— DSL Cubs 2-R	.294	48	119	16	35	6	0	2	25	1	2	5	33	26	5-1	4	.459	.395
MINOR LEAGUE TOTALS		.250	93	232	26	58	13	0	2	35	1	2	12	48	43	5-1	8	.401	.332

Carlos Penalver – Infielder

FULL NAME: Carlos Eduardo Penalver **BATS:** Right **THROWS:** Right **HEIGHT:** 6-0 **WEIGHT:** 170
OPENING DAY AGE: 18, turns 19 on May 17 **BORN:** 5/17/94 in Aragua, Venezuela **RESIDENCE:** Aragua, Venezuela

♦ **HOW ACQUIRED:** Signed by Cubs as a non-drafted free agent 7/2/10 (scouts: Hector Ortega and Julio Figueroa)

YEAR	TEAM	AVG	G	AB	R	H	2B	3B	HR	RBI	SH	SF	HP	BB	SO	SB-CS	E	OBP	SLG
2011	— DSL Cubs 2-R	.272	72	261	51	71	11	2	1	38	6	4	5	35	42	21-8	16	.364	.341
2012	— Mesa-R	.273	49	183	27	50	7	1	0	20	0	2	1	19	31	7-4	15	.341	.322
MINOR LEAGUE TOTALS		.273	121	444	78	121	18	3	1	58	6	6	6	54	73	28-12	31	.355	.333

Stephen Perakslis – Pitcher

FULL NAME: Stephen Paul Perakslis **BATS:** Right **THROWS:** Right **HEIGHT:** 6-0 **WEIGHT:** 190
OPENING DAY AGE: 22 **BORN:** 1/15/91 in Stoughton, MA **RESIDENCE:** Abington, MA

♦ **SCHOOL:** Attended the University of Maine - Orono ... graduated from Abington (Mass.) High School

♦ **HOW ACQUIRED:** Selected by Cubs in 21st round of 2012 draft (scout: Matt Sherman)

♦ **COLLEGE CAREER:** Was an America East Second Team selection in 2012 ... earned America East Second Team selection in 2011

YEAR	TEAM	W-L	ERA	G	GS	CG	SHO	SV	IP	H	R	ER	HR	HB	BB	SO	WP	BK
2012	— Mesa-R	4-0	3.20	15	0	0	0	2	25.1	23	13	9	0	0	6	26	2	0
	Peoria-A	0-0	9.00	1	0	0	0	0	1.0	3	1	1	0	0	0	0	1	0
MINOR LEAGUE TOTALS		4-0	3.42	16	0	0	0	2	26.1	26	14	10	0	0	6	26	3	0

Jesus Pereyra – Pitcher

FULL NAME: Jesus Pereyra **BATS:** Right **THROWS:** Right **HEIGHT:** 6-2 **WEIGHT:** 175
OPENING DAY AGE: 19, turns 20 on July 24 **BORN:** 7/24/93 in Santo Domingo, D.R. **RESIDENCE:** Santo Domingo, D.R.

♦ **HOW ACQUIRED:** Signed by Cubs as non-drafted free agent 1/4/12 (scouts: Jose Serra and Carlos Reyes)

YEAR	TEAM	W-L	ERA	G	GS	CG	SHO	SV	IP	H	R	ER	HR	HB	BB	SO	WP	BK
2012	— DSL Cubs 2-R	0-3	4.97	17	1	0	0	1	29.0	29	19	16	4	4	14	16	6	1

Hector Perez – Pitcher

FULL NAME: Hector Perez **BATS:** Right **THROWS:** Right **HEIGHT:** 6-1 **WEIGHT:** 157
OPENING DAY AGE: 19, turns 20 on June 25 **BORN:** 6/25/93 in Bani, D.R. **RESIDENCE:** Bani, D.R.

♦ **HOW ACQUIRED:** Signed by Cubs as non-drafted free agent 4/27/11 (scouts: Jose Serra and Carlos Reyes)

YEAR	TEAM	W-L	ERA	G	GS	CG	SHO	SV	IP	H	R	ER	HR	HB	BB	SO	WP	BK
2011	— DSL Cubs 2-R	3-0	5.14	10	6	0	0	0	35.0	39	21	20	3	4	16	32	5	1
2012	— DSL Cubs 1-R	2-0	4.50	12	10	0	0	0	50.0	49	28	25	2	3	23	47	5	1
MINOR LEAGUE TOTALS		5-0	4.76	22	16	0	0	0	85.0	88	49	45	5	7	39	79	10	2

Jesus Perez – Pitcher

FULL NAME: Jesus Adan Perez **BATS:** Left **THROWS:** Left **HEIGHT:** 6-1 **WEIGHT:** 160
OPENING DAY AGE: 17 **BORN:** 10/20/95 in Santiago, D.R. **RESIDENCE:** Santiago, D.R.

♦ **HOW ACQUIRED:** Signed by Cubs as a non-drafted free agent 9/18/12 (scouts: Jose Serra, Gian Guzman and Jose Estevez)

YEAR	TEAM	W-L	ERA	G	GS	CG	SHO	SV	IP	H	R	ER	HR	HB	BB	SO	WP	BK
2012	—																	

WILL MAKE DEBUT IN 2013

Nelson Perez – Outfielder

FULL NAME: Nelson Antonio Perez **BATS:** Left **THROWS:** Right **HEIGHT:** 6-3 **WEIGHT:** 240
OPENING DAY AGE: 25 **BORN:** 11/16/87 in Villa Riva, D.R. **RESIDENCE:** San Francisco de Macoris, D.R.
 ♦ **HOW ACQUIRED:** Signed by Cubs as non-drafted free agent, 10/5/06 (scout: Jose Serra)
 ♦ **CAREER HIGHLIGHTS:** 2008— Led the Arizona League with a .656 slugging percentage and tied for the league lead with 26 extra-base hits, 10 triples and nine home runs

YEAR	TEAM	AVG	G	AB	R	H	2B	3B	HR	RBI	SH	SF	HP	BB	SO	SB-CS	E	OBP	SLG
2007	— Mesa-R	.252	44	155	20	39	5	4	4	21	0	0	2	6	46	1-4	4	.288	.413
2008	— Mesa-R	.305	39	154	33	47	7	10	9	37	1	3	2	8	35	3-3	4	.341	.656
2009	— Peoria-A	.251	120	427	48	107	19	4	11	65	0	6	4	21	130	2-0	12	.288	.391
2010	— Daytona-A	.163	27	80	10	13	5	1	1	7	0	1	1	5	29	0-1	1	.218	.288
	Peoria-A	.289	82	305	43	88	16	2	11	48	0	1	2	17	92	2-1	7	.329	.462
2011	— Daytona-A	.327	26	101	17	33	4	1	4	17	0	0	1	6	34	1-0	3	.370	.505
	Tennessee-AA	.249	88	237	28	59	17	1	8	32	0	2	3	20	87	1-2	5	.313	.430
2012	— Daytona-A	.278	79	263	45	73	14	5	11	46	0	4	5	41	94	8-4	5	.380	.494
	Tennessee-AA	.205	43	127	16	26	6	2	5	17	0	1	1	13	35	1-2	1	.282	.402
MINOR LEAGUE TOTALS		.262	548	1849	260	485	93	30	64	290	1	18	21	137	582	19-17	42	.318	.449

Wilfredo Petit – Catcher

FULL NAME: Wilfredo Javier Petit (Suarez) **BATS:** Switch **THROWS:** Right **HEIGHT:** 5-11 **WEIGHT:** 170
OPENING DAY AGE: 20 **BORN:** 2/9/93 in Valencia, Venezuela **RESIDENCE:** Carabobo, Venezuela
 ♦ **HOW ACQUIRED:** Signed by Cubs as a non-drafted free agent 1/18/10 (scout: Hector Ortega)

YEAR	TEAM	AVG	G	AB	R	H	2B	3B	HR	RBI	SH	SF	HP	BB	SO	SB-CS	E	OBP	SLG
2010	— DSL Cubs 2-R	.065	20	46	2	3	0	0	0	1	0	0	0	5	6	1-0	1	.157	.065
2011	— DSL Cubs 2-R	.196	54	158	17	31	4	0	2	18	3	1	5	14	17	3-0	7	.281	.259
2012	— DSL Cubs 1-R	.200	51	175	17	35	7	2	1	18	2	0	2	11	22	4-2	7	.255	.280
2012	— Mesa-R	.100	4	10	1	1	0	0	0	0	0	0	0	1	2	0-0	1	.182	.100
MINOR LEAGUE TOTALS		.180	129	389	37	70	11	2	3	37	5	1	7	31	47	8-2	16	.252	.242

Christopher Pieters – Pitcher

FULL NAME: Christopher Daniel Pieters **BATS:** Left **THROWS:** Left **HEIGHT:** 6-3 **WEIGHT:** 183
OPENING DAY AGE: 18 **BORN:** 9/21/94 in Willemstad, Curacao **RESIDENCE:** Willemstad, Curacao
 ♦ **HOW ACQUIRED:** Signed by Cubs as a non-drafted free agent 7/27/11 (scout: Hector Ortega)

YEAR	TEAM	W-L	ERA	G	GS	CG	SHO	SV	IP	H	R	ER	HR	HB	BB	SO	WP	BK
2012	— DSL Cubs 2-R	2-5	6.00	14	6	0	0	0	33.0	27	28	22	1	6	47	24	10	0

Anthony Prieto – Pitcher

FULL NAME: Anthony Lee Prieto **BATS:** Left **THROWS:** Left **HEIGHT:** 5-11 **WEIGHT:** 170
OPENING DAY AGE: 19 **BORN:** 11/16/93 in El Paso, TX **RESIDENCE:** El Paso, TX
 ♦ **SCHOOL:** Graduated from Americas High School in El Paso, Texas
 ♦ **HOW ACQUIRED:** Selected by Cubs in fifth round of 2012 draft (scout: Steve McFarland)
 ♦ **HIGH SCHOOL CAREER:** Signed with the Cubs after forgoing a commitment to Howard Junior College

YEAR	TEAM	W-L	ERA	G	GS	CG	SHO	SV	IP	H	R	ER	HR	HB	BB	SO	WP	BK
2012	— Mesa-R	0-1	2.33	10	7	0	0	0	19.1	9	5	5	0	1	12	11	4	1

Jefry Puentes – Infielder

FULL NAME: Jefry Puentes **BATS:** Left **THROWS:** Right **HEIGHT:** 5-10 **WEIGHT:** 170
OPENING DAY AGE: 20, turns 21 on April 21 **BORN:** 4/21/92 in San Pedro de Macoris, D.R. **RESIDENCE:** San Pedro de Macoris, D.R.
 ♦ **HOW ACQUIRED:** Signed by Cubs as a non-drafted free agent 9/2/09 (scouts: Jose Serra and Marino Encarnacion)

YEAR	TEAM	AVG	G	AB	R	H	2B	3B	HR	RBI	SH	SF	HP	BB	SO	SB-CS	E	OBP	SLG
2010	— DSL Cubs 2-R	.162	58	154	20	25	3	1	0	12	1	0	3	24	45	7-2	12	.287	.195
2011	— DSL Cubs 2-R	.231	67	182	51	42	7	8	2	33	3	4	7	39	45	11-2	12	.379	.390
2012	— DSL Cubs 2-R	.227	53	128	23	29	7	2	0	16	1	0	5	18	21	15-8	9	.344	.313
MINOR LEAGUE TOTALS		.207	178	464	94	96	17	11	2	61	5	4	15	81	111	33-12	33	.340	.304

James Pugliese – Pitcher

FULL NAME: James Michael Pugliese **BATS:** Right **THROWS:** Right **HEIGHT:** 6-3 **WEIGHT:** 205
OPENING DAY AGE: 20, turns 21 on August 12 **BORN:** 8/12/92 in Trenton, NJ **RESIDENCE:** Hamilton, NJ
 ♦ **SCHOOL:** Attended Mercer County Community College in West Windsor, N.J. ... graduated from Steinert High School in Hamilton, N.J.
 ♦ **HOW ACQUIRED:** Selected by Cubs in 18th round of 2011 draft (scout: John Cepirini)

YEAR	TEAM	W-L	ERA	G	GS	CG	SHO	SV	IP	H	R	ER	HR	HB	BB	SO	WP	BK
2011	— Mesa-R	2-2	4.62	15	9	0	0	0	39.0	47	23	20	2	1	12	32	4	1
2012	— Boise-A	1-5	5.37	15	11	0	0	0	60.1	78	46	36	8	5	22	51	5	0
MINOR LEAGUE TOTALS		3-7	5.07	30	20	0	0	0	99.1	125	69	56	10	6	34	83	9	1

Bijan Rademacher – Outfielder

FULL NAME: Bijan Rademacher (*Bee-jahn Rah-de-mock-er*) **BATS:** Left **THROWS:** Left **HEIGHT:** 6-0 **WEIGHT:** 200

OPENING DAY AGE: 21 **BORN:** 6/15/91 in Santa Ana, CA **RESIDENCE:** Anaheim Hills, CA

♦ **SCHOOL:** Attended Orange Coast College in Costa Mesa, Calif. ... graduated from Canyon High School in Anaheim, Calif.

♦ **HOW ACQUIRED:** Selected by Cubs in 13th round of 2012 draft (scout: Denny Henderson)

♦ **COLLEGE CAREER:** Split time between the outfield and the mound in 2012, becoming the team's closer in the final weeks of the season ... was a first-team all-state and All-Orange Empire Conference honoree

YEAR	TEAM	AVG	G	AB	R	H	2B	3B	HR	RBI	SH	SF	HP	BB	SO	SB-CS	E	OBP	SLG
2012	Mesa-R	.333	3	12	3	4	1	0	1	1	0	0	0	0	2	2-0	0	.333	.667
	Boise-A	.396	14	53	9	21	6	0	1	8	0	1	0	2	7	0-1	3	.411	.566
	Peoria-A	.221	35	122	16	27	7	1	0	11	3	0	0	10	26	2-1	1	.280	.295
MINOR LEAGUE TOTALS		.278	52	187	28	52	14	1	2	20	3	1	0	12	35	4-2	4	.320	.396

Carlos Ramirez – Catcher

FULL NAME: Carlos Ramirez **BATS:** Right **THROWS:** Left **HEIGHT:** 5-9 **WEIGHT:** 185

OPENING DAY AGE: 20, turns 21 on May 27 **BORN:** 5/27/92 in Santo Domingo, D.R. **RESIDENCE:** Santo Domingo, D.R.

♦ **HOW ACQUIRED:** Signed by Cubs as a non-drafted free agent 1/20/12 (scouts: Jose Serra and Carlos Reyes)

YEAR	TEAM	AVG	G	AB	R	H	2B	3B	HR	RBI	SH	SF	HP	BB	SO	SB-CS	E	OBP	SLG
2012	DSL Cubs 1-R	.258	38	132	16	34	9	1	0	19	1	1	4	11	14	0-2	3	.331	.341

Jasvir Rakkar – Pitcher

FULL NAME: Jasvir Singh Rakkar **BATS:** Right **THROWS:** Right **HEIGHT:** 6-2 **WEIGHT:** 200

OPENING DAY AGE: 21, turns 22 on April 27 **BORN:** 4/27/91 in North York, Ontario, Canada **RESIDENCE:** Brampton, Ontario, Canada

♦ **SCHOOL:** Attended Stony Brook University in New York ... graduated from Bramalea Secondary High School in Brampton, Ontario

♦ **HOW ACQUIRED:** Selected by Cubs in 26th round of 2012 draft (scout: John Cephini)

♦ **COLLEGE CAREER:** Named to America East All-Academic team in 2011

YEAR	TEAM	W-L	ERA	G	GS	CG	SHO	SV	IP	H	R	ER	HR	HB	BB	SO	WP	BK
2012	Mesa-R	0-0	2.70	7	0	0	0	1	10.0	10	3	3	0	0	5	13	0	0

Austin Reed – Pitcher

FULL NAME: Austin Drake Reed **BATS:** Right **THROWS:** Right **HEIGHT:** 6-3 **WEIGHT:** 215

OPENING DAY AGE: 21 **BORN:** 10/31/91 in Upland, CA **RESIDENCE:** Etiwanda, CA

♦ **SCHOOL:** Graduated from Rancho Cucamonga (Calif.) High School in June of 2010

♦ **HOW ACQUIRED:** Selected by Cubs in 12th round of 2010 draft (scout: Denny Henderson)

YEAR	TEAM	W-L	ERA	G	GS	CG	SHO	SV	IP	H	R	ER	HR	HB	BB	SO	WP	BK
2010	Mesa-R	3-2	2.94	12	5	0	0	0	33.2	24	12	11	0	4	11	34	1	0
2011	Boise-A	2-7	6.08	15	13	0	0	0	63.2	82	51	43	5	8	25	36	10	2
2012	Peoria-A	5-8	3.65	38	0	0	0	1	61.2	67	32	25	4	6	24	49	16	0
MINOR LEAGUE TOTALS		10-17	4.47	65	18	0	0	1	159.0	173	95	79	9	18	60	119	27	2

Amalio Reyes – Pitcher

FULL NAME: Amalio Jesus Reyes **BATS:** Right **THROWS:** Right **HEIGHT:** 6-2 **WEIGHT:** 175

OPENING DAY AGE: 21, turns 22 on May 22 **BORN:** 5/22/91 in Santo Domingo, D.R. **RESIDENCE:** Santo Domingo, D.R.

♦ **HOW ACQUIRED:** Signed by Cubs as a non-drafted free agent 11/25/10 (scouts: Jose Serra and Carlos Reyes)

YEAR	TEAM	W-L	ERA	G	GS	CG	SHO	SV	IP	H	R	ER	HR	HB	BB	SO	WP	BK
2011	DSL Cubs 1-R	0-1	4.50	3	3	0	0	0	12.0	10	7	6	1	0	10	10	5	0
	DSL Cubs 2-R	0-0	4.50	1	0	0	0	0	2.0	2	1	1	0	0	0	2	0	0
2012	DSL Cubs 2-R	1-6	2.95	16	10	0	0	0	64.0	52	33	21	3	4	13	44	7	0
MINOR LEAGUE TOTALS		1-7	3.23	20	13	0	0	0	78.0	64	41	28	4	4	23	56	12	0

Dae-Eun Rhee – Pitcher

FULL NAME: Dae-Eun Rhee **BATS:** Left **THROWS:** Right **HEIGHT:** 6-2 **WEIGHT:** 190

OPENING DAY AGE: 24 **BORN:** 3/23/89 in Seoul, South Korea **RESIDENCE:** Seoul, South Korea

♦ **HOW ACQUIRED:** Signed by Cubs as a non-drafted free agent 8/15/07 (scout: Steve Wilson)

♦ **CAREER NOTES:** **2012**— Was a non-roster invitee to major league Spring Training ... **2011**— Led the Florida State League with four complete games for Daytona ... on the minor league D.L. with a blister on his right middle finger, April 10-May 1 ... **2009**— Began the year on the D.L., continuing to recover from "Tommy John" surgery ... the surgery was done by Dr. Stephen Gryzlo on July 15, 2008

YEAR	TEAM	W-L	ERA	G	GS	CG	SHO	SV	IP	H	R	ER	HR	HB	BB	SO	WP	BK
2008	Peoria-A	4-1	1.80	10	10	0	0	0	40.0	28	13	8	0	0	16	33	3	2
2009	Mesa-R	0-0	7.71	3	2	0	0	0	4.2	4	4	4	0	0	5	3	2	0
	Boise-A	0-1	11.25	2	2	0	0	0	4.0	8	5	5	2	0	1	4	1	0
2010	Daytona-A	5-13	5.27	26	25	0	0	0	114.1	125	74	67	11	7	40	70	9	2
2011	Daytona-A	8-7	4.02	25	17	*4	1	0	127.2	131	68	57	10	8	43	117	4	1
2012	Tennessee-AA	9-8	4.81	27	26	0	0	0	142.1	168	93	76	18	9	51	78	5	0
MINOR LEAGUE TOTALS		26-30	4.51	93	82	4	1	0	433.0	464	257	217	41	24	156	305	24	5

*Led League

Kevin Rhoderick – Pitcher

- FULL NAME:** Kevin A. Rhoderick **BATS:** Right **THROWS:** Right **HEIGHT:** 5-11 **WEIGHT:** 185
OPENING DAY AGE: 24, turns 25 on August 19 **BORN:** 8/19/88 in Walnut Creek, CA **RESIDENCE:** Scottsdale, AZ
 ♦ **SCHOOL:** Attended Oregon State University ... graduated from Horizon High School in Scottsdale, Ariz., in May of 2007
 ♦ **HOW ACQUIRED:** Selected by Cubs in ninth round of 2010 draft (scout: Al Geddes)
 ♦ **CAREER NOTES:** **2012**— Named a Southern League mid-season All-Star after opening the season with 15-straight outings without an earned run allowed, April 20-June 11 (19.1 IP)
 ♦ **COLLEGE CAREER:** His 25 career saves rank second in school history ... **2010**— Named All-Pac-10 Honorable Mention

YEAR	TEAM	W-L	ERA	G	GS	CG	SHO	SV	IP	H	R	ER	HR	HB	BB	SO	WP	BK
2011	Daytona-A	2-0	1.26	7	0	0	0	0	14.1	7	3	2	1	0	6	19	0	0
	Tennessee-AA	7-0	3.47	45	0	0	0	1	57.0	38	22	22	2	3	37	58	12	1
2012	Tennessee-AA	2-8	4.99	44	0	0	0	8	57.2	49	37	32	5	3	47	53	5	1
MINOR LEAGUE TOTALS		11-8	3.91	96	0	0	0	9	129.0	94	62	56	8	6	90	130	17	2

Miguel Rico – Infielder

- FULL NAME:** Miguel Efrain Rico (Duarte) **BATS:** Right **THROWS:** Right **HEIGHT:** 6-2 **WEIGHT:** 204
OPENING DAY AGE: 19 **BORN:** 9/15/93 in Valencia, Venezuela **RESIDENCE:** Tocuyito, Venezuela
 ♦ **HOW ACQUIRED:** Signed by Cubs as a non-drafted free agent 1/30/12 (scouts: Hector Ortega and Julio Figueroa)

YEAR	TEAM	AVG	G	AB	R	H	2B	3B	HR	RBI	SH	SF	HP	BB	SO	SB-CS	E	OBP	SLG
2012	DSL Cubs 1-R	.239	48	159	17	38	5	1	1	17	0	3	11	15	40	4-2	14	.340	.302

Carlos Rodriguez – Pitcher

- FULL NAME:** Carlos Alexander Rodriguez **BATS:** Left **THROWS:** Left **HEIGHT:** 5-11 **WEIGHT:** 178
OPENING DAY AGE: 17, turns 18 on July 18 **BORN:** 7/18/95 in Anzoategui, Venezuela **RESIDENCE:** Miranda, Venezuela
 ♦ **HOW ACQUIRED:** Signed by Cubs as a non-drafted free agent 8/28/11 (scout: Hector Ortega)

YEAR	TEAM	W-L	ERA	G	GS	CG	SHO	SV	IP	H	R	ER	HR	HB	BB	SO	WP	BK
2012	DSL Cubs 1-R	5-3	2.01	14	12	0	0	0	71.2	52	27	16	2	10	20	73	3	0

Orbandy Rodriguez – Pitcher

- FULL NAME:** Orbandy Rodriguez **BATS:** Right **THROWS:** Right **HEIGHT:** 6-6 **WEIGHT:** 200
OPENING DAY AGE: 24 **BORN:** 9/29/88 in Loma De Cabrera, D.R. **RESIDENCE:** Puerto Plata, D.R.
 ♦ **ORIGINAL CLUB:** Signed by Arizona as a non-drafted free agent 1/18/08 (scouts: Jose Serra, Gian Guzman and Juan Moncion)
 ♦ **HOW ACQUIRED:** Signed by Cubs as a minor league free agent 11/29/12
 ♦ **CAREER NOTES:** **2010**— Released by Arizona 5/3 ... **2009**— Missed majority of the year with a fractured right elbow

YEAR	TEAM	W-L	ERA	G	GS	CG	SHO	SV	IP	H	R	ER	HR	HB	BB	SO	WP	BK
2008	DSL Diamondbacks-R	3-6	4.01	12	11	0	0	0	42.2	39	25	19	2	5	19	31	4	0
2009	DSL Diamondbacks-R	0-1	2.08	3	1	0	0	0	4.1	2	3	1	0	0	4	5	1	0
2010																		
2011																		
2012																		
MINOR LEAGUE TOTALS		3-7	3.83	15	12	0	0	0	47.0	41	28	20	2	5	23	36	5	0

Jacob Rogers – Infielder

- FULL NAME:** Jacob Tyler Rogers **BATS:** Left **THROWS:** Right **HEIGHT:** 6-4 **WEIGHT:** 220
OPENING DAY AGE: 23 **BORN:** 8/23/89 in Clearwater, FL **RESIDENCE:** Clearwater, FL
 ♦ **SCHOOL:** Graduated from Mt. Olive College in N.C. ... graduated from Dunedin (Fla.) High School
 ♦ **HOW ACQUIRED:** Selected by Cubs in 40th round of 2012 draft (scout: Billy Swoope)
 ♦ **COLLEGE CAREER:** Earned All-America second team honors from the American Baseball Coaches Association and National Collegiate Baseball Writers Association in 2012 ... was also the 2012 NCBWA Southeast Region Player of the Year, Conference Carolinas Player of the Year and Most Valuable Player of the 2012 Conference Carolinas Tournament ... received All-American Honors in 2011

YEAR	TEAM	AVG	G	AB	R	H	2B	3B	HR	RBI	SH	SF	HP	BB	SO	SB-CS	E	OBP	SLG
2012	Mesa-A	.341	26	88	19	30	11	1	2	17	0	0	1	15	32	1-1	7	.442	.557
	Peoria-R	.300	16	50	13	15	0	0	2	10	0	0	0	19	14	1-1	6	.493	.420
MINOR LEAGUE TOTALS		.326	42	138	32	45	11	1	4	27	0	0	1	34	46	2-2	13	.462	.507

Greg Rohan – Infielder

FULL NAME: Gregory Rohan **BATS:** Right **THROWS:** Right **HEIGHT:** 6-0 **WEIGHT:** 205

OPENING DAY AGE: 26, turns 27 on May 11 **BORN:** 5/11/86 in Youngstown, OH **RESIDENCE:** North Lima, OH

♦ **SCHOOL:** Graduated from Kent (Ohio) State University in May of 2009 ... graduated from South Range High School in Lima, Ohio

♦ **HOW ACQUIRED:** Selected by Cubs in 21st round of 2009 draft (scout: Lukas McKnight)

♦ **CAREER HIGHLIGHTS: 2012**— His 106 RBI between three teams ranked second in the Cubs farm system (Justin Bour, 110) ... his 21 homers were second-most among Cubs minor leaguers (Anthony Rizzo, 23) ... named a Florida State League mid-season All-Star ... **2011**— Named Florida State League Player of the Week for the period ending July 31 ... hit .486 (12-for-25) with two doubles, three homers and eight RBI in seven games that week ... named a mid-season Midwest League All-Star prior to his promotion

YEAR	TEAM	AVG	G	AB	R	H	2B	3B	HR	RBI	SH	SF	HP	BB	SO	SB-CS	E	OBP	SLG
2009	— Boise-A	.249	61	233	34	58	14	1	4	21	1	1	7	16	36	1-0	8	.315	.369
2010	— Peoria-A	.298	75	292	40	87	17	3	5	53	1	3	4	23	51	1-2	6	.354	.428
	Daytona-A	.250	41	140	17	35	8	0	1	15	1	0	0	9	27	0-1	2	.295	.329
2011	— Peoria-A	.314	76	293	34	92	20	0	5	52	1	5	4	24	50	3-2	15	.368	.433
	Daytona-A	.345	31	113	16	39	8	1	6	19	1	0	2	9	21	1-0	4	.403	.593
2012	— Daytona-A	.285	75	291	40	83	23	1	12	65	0	2	6	24	41	0-0	11	.350	.495
	Tennessee-AA	.263	28	95	13	25	10	0	5	17	0	0	3	12	19	0-0	4	.364	.526
	Iowa-AAA	.290	27	107	11	31	5	0	4	24	0	1	0	7	18	0-0	3	.330	.449
MINOR LEAGUE TOTALS		.288	414	1564	205	450	105	6	42	266	5	12	26	124	263	6-5	53	.348	.443

Jose Rosario – Pitcher

FULL NAME: Jose Junior Rosario **BATS:** Right **THROWS:** Right **HEIGHT:** 6-1 **WEIGHT:** 190

OPENING DAY AGE: 22, turns 23 on August 29 **BORN:** 8/29/90 in New York, NY **RESIDENCE:** San Pedro de Macoris, D.R.

♦ **HOW ACQUIRED:** Signed by Cubs as a non-drafted free agent, 4/29/08 (scouts: Jose Serra and Carlos Reyes)

YEAR	TEAM	W-L	ERA	G	GS	CG	SHO	SV	IP	H	R	ER	HR	HB	BB	SO	WP	BK
2008	— DSL Cubs 1-R	1-0	5.06	4	0	0	0	0	5.1	6	3	3	1	0	4	3	0	0
2009	— DSL Cubs 2-R	2-2	2.49	7	3	0	0	0	21.2	12	11	6	0	5	13	28	9	0
	Mesa-R	2-1	4.76	11	1	0	0	1	17.0	15	9	9	1	2	6	21	5	0
	Daytona-A	0-0	0.00	2	0	0	0	0	3.0	1	0	0	0	0	2	3	0	0
2010	— Mesa-R	1-2	7.57	11	1	0	0	0	27.1	31	26	23	2	0	14	33	7	0
2011	— Boise-A	6-3	3.53	15	7	0	0	2	63.2	67	36	25	1	2	18	50	5	0
2012	— Peoria-A	6-8	4.22	20	20	0	0	0	111.0	125	59	52	7	5	34	95	8	1
MINOR LEAGUE TOTALS		18-16	4.27	70	32	0	0	3	249.0	257	144	118	12	14	91	233	34	1

Neftali Rosario – Catcher

FULL NAME: Neftali Rosario Velazquez **BATS:** Right **THROWS:** Right **HEIGHT:** 5-11 **WEIGHT:** 193

OPENING DAY AGE: 19, turns 20 on July 22 **BORN:** 7/22/93 in San Juan, Puerto Rico **RESIDENCE:** Palmer, Puerto Rico

♦ **SCHOOL:** Graduated from Puerto Rico Baseball Academy and High School in Gurabo, Puerto Rico

♦ **HOW ACQUIRED:** Selected by Cubs in sixth round of 2011 draft (scout: Lukas McKnight)

YEAR	TEAM	AVG	G	AB	R	H	2B	3B	HR	RBI	SH	SF	HP	BB	SO	SB-CS	E	OBP	SLG
2011	— Mesa-R	.294	25	102	18	30	5	3	3	17	0	0	3	6	28	1-0	5	.351	.490
2012	— Mesa-R	.214	14	42	8	9	3	0	0	7	0	0	0	5	11	1-0	3	.298	.286
MINOR LEAGUE TOTALS		.271	39	144	26	39	8	3	3	24	0	0	3	11	39	2-0	8	.335	.431

Zachary Rosscup – Pitcher

FULL NAME: Zachary M. Rosscup **BATS:** Left **THROWS:** Left **HEIGHT:** 6-2 **WEIGHT:** 205

OPENING DAY AGE: 24, turns 25 on June 9 **BORN:** 6/9/88 in Clackamas, OR **RESIDENCE:** Cornelius, OR

♦ **SCHOOL:** Attended Chemeketa Community College in Salem, Ore.

♦ **ORIGINAL CLUB:** Selected by Tampa Bay in 28th round of 2009 draft (scout: Paul Kirsch)

♦ **HOW ACQUIRED:** From Tampa Bay 1/8/11 with P Matt Garza and OF Fernando Perez for P Chris Archer, C Robinson Chirinos, INF Hak-Ju Lee, OF Sam Fuld and OF Brandon Guyer

♦ **CAREER NOTES: 2012**— On Daytona's disabled list, April 5-June 24, with left biceps tendinitis

YEAR	TEAM	W-L	ERA	G	GS	CG	SHO	SV	IP	H	R	ER	HR	HB	BB	SO	WP	BK
2009	— Princeton-R	3-4	2.68	10	9	0	0	0	40.1	41	20	12	0	1	6	27	4	0
2010	— GCL Rays-R	0-0	1.04	3	1	0	0	0	8.2	5	3	1	0	1	2	6	0	0
	Hudson Valley-A	3-1	3.03	9	7	0	0	1	35.2	27	16	12	0	0	7	35	2	0
2011	— Daytona-A	4-2	2.54	11	9	0	0	0	49.2	43	17	14	4	2	19	50	0	0
2012	— Mesa-R	0-0	0.00	1	0	0	0	0	1.2	0	0	0	0	0	0	4	0	0
	Peoria-A	2-0	0.00	3	0	0	0	0	7.1	3	0	0	0	0	0	12	0	0
	Tennessee-AA	0-1	4.84	11	1	0	0	0	22.1	14	12	12	1	1	19	29	3	0
MINOR LEAGUE TOTALS		12-8	2.77	48	27	0	0	1	165.2	133	68	51	5	5	53	163	9	0

Lance Rymel – Catcher

FULL NAME: Clinton Lance Rymel **BATS:** Right **THROWS:** Right **HEIGHT:** 6-0 **WEIGHT:** 195

OPENING DAY AGE: 22 **BORN:** 5/2/90 in Tulsa, OK **RESIDENCE:** Broken Arrow, OK

♦ **SCHOOL:** Graduated from Rogers State University in Claremore, Okla. ... graduated from Broken Arrow (Okla.) High School

♦ **HOW ACQUIRED:** Selected by Cubs in 28th round of 2012 draft (scout: Ty Nichols)

♦ **COLLEGE CAREER:** Became the second player in Rogers State baseball program history to be selected in the MLB draft (RHP Matt Sample in 28th round of 2011 draft by Arizona) ... a two time All-Conference player, he started all 65 games at catcher in 2012 ... prior to joining Rogers State, he led Seminole State College to the 2009 JUCO World Series

YEAR	TEAM	AVG	G	AB	R	H	2B	3B	HR	RBI	SH	SF	HP	BB	SO	SB-CS	E	OBP	SLG
2012	Boise-A	.188	25	64	10	12	4	0	2	10	3	0	2	3	11	0-0	5	.246	.344

Victor Salazar – Pitcher

FULL NAME: Victor Manuel Salazar **BATS:** Right **THROWS:** Right **HEIGHT:** 6-1 **WEIGHT:** 190

OPENING DAY AGE: 20 **BORN:** 1/21/93 in Puerto Cabello, Venezuela **RESIDENCE:** Puerto Cabello, Venezuela

♦ **HOW ACQUIRED:** Signed by Cubs as a non-drafted free agent 8/7/09 (scouts: Hector Ortega and Julio Figueroa)

YEAR	TEAM	W-L	ERA	G	GS	CG	SHO	SV	IP	H	R	ER	HR	HB	BB	SO	WP	BK
2010	DSL Cubs 1-R	3-0	5.74	10	0	0	0	0	15.2	22	16	10	0	0	8	6	4	0
	DSL Cubs 2-R	0-3	9.00	6	4	0	0	0	19.0	29	21	19	0	2	9	10	4	0
2011	DSL Cubs 1-R	0-4	6.25	14	7	0	0	0	36.0	30	34	25	0	9	36	19	6	0
2012	DSL Cubs 2-R	4-2	3.55	16	0	0	0	1	33.0	30	19	13	3	3	19	37	8	0
MINOR LEAGUE TOTALS		7-9	5.82	46	11	0	0	1	103.2	111	90	67	3	14	72	72	22	0

Francisco Sanchez – Infielder

FULL NAME: Francisco Daniel Sanchez **BATS:** Right **THROWS:** Right **HEIGHT:** 6-1 **WEIGHT:** 170

OPENING DAY AGE: 19 **BORN:** 12/17/93 in Bani, D.R. **RESIDENCE:** Bani, D.R.

♦ **HOW ACQUIRED:** Signed by Cubs as a non-drafted free agent 7/2/10 (scout: Jose Serra)

YEAR	TEAM	AVG	G	AB	R	H	2B	3B	HR	RBI	SH	SF	HP	BB	SO	SB-CS	E	OBP	SLG
2011	DSL Cubs 1-R	.191	60	204	26	39	6	2	6	29	3	4	8	25	67	9-6	33	.299	.328
2012	DSL Cubs 1-R	.196	53	194	29	38	5	3	5	24	0	4	3	10	64	7-5	31	.242	.330
MINOR LEAGUE TOTALS		.193	113	398	55	77	11	5	11	53	3	8	11	35	131	16-11	64	.272	.329

Alexander Santana – Pitcher

FULL NAME: Alexander Santana **BATS:** Right **THROWS:** Right **HEIGHT:** 6-1 **WEIGHT:** 170

OPENING DAY AGE: 19 **BORN:** 10/23/93 in San Pedro de Macoris, D.R. **RESIDENCE:** San Pedro de Macoris, D.R.

♦ **HOW ACQUIRED:** Signed by Cubs as a non-drafted free agent 9/29/10 (scouts: Jose Serra and Marino Encarnacion)

YEAR	TEAM	W-L	ERA	G	GS	CG	SHO	SV	IP	H	R	ER	HR	HB	BB	SO	WP	BK
2011	DSL Cubs 1-R	3-0	1.54	7	6	0	0	0	35.0	24	12	6	0	3	6	15	1	1
	DSL Cubs 2-R	1-2	3.90	8	8	0	0	0	32.1	35	17	14	3	7	14	21	4	3
2012	DSL Cubs 2-R	1-3	2.88	13	12	0	0	0	59.1	51	30	19	2	3	14	51	7	0
MINOR LEAGUE TOTALS		5-5	2.77	28	26	0	0	0	126.2	110	59	39	5	13	34	87	12	4

Tim Saunders – Infielder

FULL NAME: Timothy David Saunders **BATS:** Right **THROWS:** Right **HEIGHT:** 6-0 **WEIGHT:** 185

OPENING DAY AGE: 22 **BORN:** 5/17/90 in Canton, OH **RESIDENCE:** Alliance, OH

♦ **SCHOOL:** Graduated from Marietta College in Ohio ... graduated from Alliance (Ohio) High School

♦ **HOW ACQUIRED:** Selected by Cubs in 32nd round of 2012 draft (scout: Tim Adkins)

♦ **COLLEGE CAREER:** Was a 2012 first-team All-American, while also earning ABCA Midwest Region and OAC Player of the Year honors ... in 2011, he was named to the first team All-American, All-Mideast Region and All-OAC while being selected to the Mideast Regional and World Series All-Tournament Teams ... in 2010, he earned All-OAC honorable mentions

YEAR	TEAM	AVG	G	AB	R	H	2B	3B	HR	RBI	SH	SF	HP	BB	SO	SB-CS	E	OBP	SLG
2012	Mesa-R	.493	17	71	23	35	5	0	3	17	0	1	2	5	11	5-2	3	.532	.690
	Daytona-A	.310	12	42	8	13	3	0	0	4	0	1	0	4	13	4-1	3	.362	.381
	Peoria-A	.321	20	81	12	26	5	1	2	12	0	2	1	8	21	8-0	9	.380	.481
MINOR LEAGUE TOTALS		.381	49	194	43	74	13	1	5	33	0	4	3	17	45	17-3	15	.431	.536

Garrett Schlecht – Outfielder

FULL NAME: Garrett Lee Schlecht **BATS:** Left **THROWS:** Left **HEIGHT:** 6-2 **WEIGHT:** 195

OPENING DAY AGE: 20 **BORN:** 2/15/93 in St. Louis, MO **RESIDENCE:** Waterloo, IL

♦ **SCHOOL:** Graduated from Waterloo (Ill.) High School

♦ **HOW ACQUIRED:** Selected by Cubs in ninth round of 2011 draft (scout: Stan Zielinski)

YEAR	TEAM	AVG	G	AB	R	H	2B	3B	HR	RBI	SH	SF	HP	BB	SO	SB-CS	E	OBP	SLG
2011	Mesa-R	.222	9	27	5	6	0	0	0	2	0	0	0	9	10	0-0	0	.417	.222
2012	Mesa-R	.252	35	119	21	30	6	1	1	16	1	2	1	20	32	8-2	5	.359	.345
MINOR LEAGUE TOTALS		.247	44	146	26	36	6	1	1	18	1	2	1	29	42	8-2	5	.371	.322

Brian Schlitter – Pitcher

- FULL NAME:** Brian Patrick Schlitter **BATS:** Right **THROWS:** Right **HEIGHT:** 6-5 **WEIGHT:** 235
OPENING DAY AGE: 27 **BORN:** 12/21/85 in Oak Park, IL **RESIDENCE:** Park Ridge, IL
- ♦ **SCHOOL:** Graduated from Maine South High School in Park Ridge, Ill. ... attended Lake County Community College in Lake City, Fla., and the College of Charleston (S.C.)
 - ♦ **ORIGINAL CLUB:** Selected by Philadelphia in the 16th round of the 2007 draft (scout: Roy Tanner)
 - ♦ **HOW ACQUIRED:** Acquired by Cubs from Philadelphia 8/7/08 for P Scott Eyre
 - ♦ **CAREER NOTES: 2011—** Missed the season with a right elbow injury ... claimed off waivers by New York (A.L.), January 5 ... claimed off waivers by Philadelphia, February 15 ... returned to Cubs and placed on 15-day disabled list, March 22, with a right elbow strain ... reinstated from 60-day D.L. and designated for assignment, September 29 ... outrighted to Iowa, October 4

YEAR	TEAM	W-L	ERA	G	GS	CG	SHO	SV	IP	H	R	ER	HR	HB	BB	SO	WP	BK
2007	— Williamsport-A	0-0	0.00	1	0	0	0	1	2.0	2	0	0	0	1	0	1	0	0
	Lakewood-A	0-1	3.80	16	0	0	0	3	23.2	27	13	10	2	0	6	21	1	0
2008	— Clearwater-A	4-3	2.22	34	0	0	0	6	48.2	39	13	12	1	1	21	58	1	0
	Daytona-A	0-1	2.16	7	0	0	0	3	8.1	9	2	2	0	0	3	9	1	0
2009	— Tennessee-AA	1-7	4.38	*59	0	0	0	22	61.2	62	36	30	8	1	24	51	2	0
2010	— Iowa-AAA#	2-1	3.15	37	0	0	0	13	45.2	44	18	16	3	1	21	42	2	0
	CUBS	0-1	12.38	7	0	0	0	0	8.0	18	11	11	2	1	5	7	0	0
2011	—																	
2012	— Daytona-A	0-1	2.00	21	0	0	0	2	27.0	27	9	6	1	1	2	19	0	1
	Tennessee-AA	3-4	3.00	29	0	0	0	6	42.0	43	19	14	2	0	11	44	1	0
MINOR LEAGUE TOTALS		10-18	3.13	204	0	0	0	56	259.0	253	110	90	17	5	88	245	8	1

Taylor Scott – Pitcher

- FULL NAME:** Tayler James Scott **BATS:** Right **THROWS:** Right **HEIGHT:** 6-3 **WEIGHT:** 165
OPENING DAY AGE: 20, turns 21 on June 1 **BORN:** 6/1/92 in Johannesburg, South Africa **RESIDENCE:** Roodeport, South Africa
- ♦ **SCHOOL:** Graduated from Notre Dame Prep High School in Scottsdale, Ariz.
 - ♦ **HOW ACQUIRED:** Selected by Cubs in fifth round of 2011 draft (scout: Steve McFarland)

YEAR	TEAM	W-L	ERA	G	GS	CG	SHO	SV	IP	H	R	ER	HR	HB	BB	SO	WP	BK
2011	— Mesa-R	0-0	7.36	2	0	0	0	0	3.2	4	3	3	0	0	1	2	0	0
2012	— Boise-A	5-1	2.52	15	15	0	0	0	71.1	66	30	20	0	4	29	43	9	3
MINOR LEAGUE TOTALS		5-1	2.76	17	15	0	0	0	75.0	70	33	23	0	4	30	45	9	3

Ryan Searle – Pitcher

- FULL NAME:** Ryan Gregory Searle **BATS:** Right **THROWS:** Right **HEIGHT:** 6-0 **WEIGHT:** 235
OPENING DAY AGE: 23, turns 24 on June 22 **BORN:** 6/22/89 in Brisbane, Australia **RESIDENCE:** Narangba, Queensland, Australia
- ♦ **HOW ACQUIRED:** Signed by Cubs as a non-drafted free agent, 1/28/07 (scout: Steve Wilson)
 - ♦ **CAREER HIGHLIGHTS: 2009—** Named to the Florida State League mid-season All-Star team

YEAR	TEAM	W-L	ERA	G	GS	CG	SHO	SV	IP	H	R	ER	HR	HB	BB	SO	WP	BK
2008	— Mesa-R	1-0	1.13	2	1	0	0	0	8.0	3	1	1	0	1	0	9	0	1
	Boise-A	1-2	1.03	6	5	0	0	0	26.1	18	7	3	0	1	10	19	0	0
2009	— Daytona-A	7-11	4.42	26	24	0	0	0	116.0	121	71	57	5	7	43	68	3	1
2010	— Daytona-A	1-1	4.60	4	2	0	0	0	15.2	15	8	8	1	0	5	11	0	0
	Peoria-A	7-8	4.38	22	19	0	0	0	109.0	115	60	53	7	6	37	90	6	1
2011	— Daytona-A	1-2	1.59	16	0	0	0	1	28.1	18	7	5	2	1	14	27	0	0
	Tennessee-AA	5-3	3.51	23	11	0	0	0	84.2	81	42	33	4	10	43	66	9	0
2012	— Tennessee-AA	1-2	4.07	8	2	0	0	0	24.1	26	14	11	2	1	11	17	1	0
	Daytona-A	6-3	4.22	32	3	0	0	1	59.2	59	29	28	5	3	20	49	1	0
	Iowa-AAA	1-0	0.00	2	0	0	0	0	6.2	4	0	0	0	0	2	5	0	0
MINOR LEAGUE TOTALS		31-32	3.74	141	67	0	0	2	478.2	460	239	199	26	30	185	361	20	3

Carlos Severino – Pitcher

- FULL NAME:** Carlos Severino **BATS:** Right **THROWS:** Right **HEIGHT:** 6-0 **WEIGHT:** 180
OPENING DAY AGE: 21, turns 22 on August 1 **BORN:** 8/1/91 in San Francisco de Macoris, D.R. **RESIDENCE:** San Francisco de Macoris, D.R.
- ♦ **HOW ACQUIRED:** Signed by Cubs as a non-drafted free agent 7/14/11 (scout: Jose Serra)

YEAR	TEAM	W-L	ERA	G	GS	CG	SHO	SV	IP	H	R	ER	HR	HB	BB	SO	WP	BK
2011	— DSL Cubs 1-R	0-0	3.65	4	2	0	0	0	12.1	13	6	5	0	2	6	7	3	0
2012	— DSL Cubs 1-R	6-1	2.79	18	1	0	0	2	42.0	41	28	13	3	4	22	39	9	1
MINOR LEAGUE TOTALS		6-1	2.98	22	3	0	0	2	54.1	54	34	18	3	6	28	46	12	1

Kyle Shepard – Pitcher

- FULL NAME:** Kyle Shepard **BATS:** Right **THROWS:** Left **HEIGHT:** 6-1 **WEIGHT:** 180
OPENING DAY AGE: 22, turns 23 on April 18 **BORN:** 4/18/90 in Concord, MA **RESIDENCE:** Boxford, MA
 ♦ **SCHOOL:** Graduated from Stonehill College in Easton, Mass. ... graduated from Masconomet Regional High School in Topsfield, Mass.
 ♦ **HOW ACQUIRED:** Signed by Cubs as a non-drafted free agent 6/19/12 (scout: Matt Sherman)
 ♦ **COLLEGE CAREER:** Underwent Tommy John surgery before returning as an outfielder his junior season ... moved back to the mound for his senior season, going 5-2 with a 4.19 ERA, striking out 59 batters in 53.2 innings.
 ♦ **FAMILY TIES:** His brother, Brenden, is a right-handed pitcher who was selected by Boston in the 21st round of the 2011 Draft

YEAR	TEAM	W-L	ERA	G	GS	CG	SHO	SV	IP	H	R	ER	HR	HB	BB	SO	WP	BK
2012 –																		

WILL MAKE DEBUT IN 2003

Rock Shoulders – Infielder

- FULL NAME:** Roderick D. Shoulders **BATS:** Switch **THROWS:** Right **HEIGHT:** 6-2 **WEIGHT:** 225
OPENING DAY AGE: 21 **BORN:** 9/26/91 in Tampa, FL **RESIDENCE:** Tampa, FL
 ♦ **SCHOOL:** Attended State College of Florida Manatee-Sarasota
 ♦ **HOW ACQUIRED:** Selected by Cubs in 25th round of 2011 draft (scout: Lukas McKnight)

YEAR	TEAM	AVG	G	AB	R	H	2B	3B	HR	RBI	SH	SF	HP	BB	SO	SB-CS	E	OBP	SLG
2011 –	Mesa-R	.188	8	32	4	6	5	0	0	3	0	0	0	3	10	0-0	0	.257	.344
2012 –	Boise-A	.250	63	208	29	52	11	0	10	37	0	0	1	28	69	0-0	4	.342	.447
MINOR LEAGUE TOTALS		.242	71	240	33	58	16	0	10	40	0	0	1	31	79	0-0	4	.331	.433

Rubi Silva – Outfielder

- FULL NAME:** Rubi Nagues Silva **BATS:** Left **THROWS:** Right **HEIGHT:** 5-11 **WEIGHT:** 180
OPENING DAY AGE: 23, turns 24 on June 25 **BORN:** 6/25/89 in La Habana, Cuba **RESIDENCE:** Boca Chica, D.R.
 ♦ **HOW ACQUIRED:** Signed by Cubs as a non-drafted free agent 12/15/10 (scout: Louie Eljaou)
 ♦ **CAREER NOTES:** 2012– Finished second in the Florida State League with 11 triples

YEAR	TEAM	AVG	G	AB	R	H	2B	3B	HR	RBI	SH	SF	HP	BB	SO	SB-CS	E	OBP	SLG
2011 –	Daytona-A	.229	29	105	13	24	6	1	2	7	4	0	0	3	22	0-0	2	.250	.362
	Peoria-A	.300	93	390	59	117	16	7	3	37	9	4	0	13	73	6-6	14	.319	.400
2012 –	Daytona-A	.302	111	420	48	127	15	11	3	61	4	6	2	13	75	7-18	8	.322	.412
	Tennessee-AA	.263	20	80	8	21	0	3	2	13	0	1	0	2	17	3-0	2	.277	.413
MINOR LEAGUE TOTALS		.290	253	995	128	289	37	22	10	118	17	11	2	31	187	16-24	26	.310	.402

Pedro Silverio – Pitcher

- FULL NAME:** Pedro Silverio **BATS:** Right **THROWS:** Right **HEIGHT:** 6-2 **WEIGHT:** 210
OPENING DAY AGE: 18 **BORN:** 6/29/94 in Esperanza, D.R. **RESIDENCE:** Esperanza, D.R.
 ♦ **HOW ACQUIRED:** Signed by Cubs as a non-drafted free agent 9/18/12 (scouts: Jose Serra, Gian Guzman and Juan Moncion)

YEAR	TEAM	W-L	ERA	G	GS	CG	SHO	SV	IP	H	R	ER	HR	HB	BB	SO	WP	BK
2012 –																		

WILL MAKE DEBUT IN 2013

Hayden Simpson – Pitcher

- FULL NAME:** Hayden Colby Simpson **BATS:** Right **THROWS:** Right **HEIGHT:** 6-0 **WEIGHT:** 170
OPENING DAY AGE: 23, turns 24 on May 20 **BORN:** 5/20/89 in Magnolia, AR **RESIDENCE:** Magnolia, AR
 ♦ **SCHOOL:** Attended Southern Arkansas University and Arkansas University ... graduated from Magnolia (Ark.) High School in June of 2007
 ♦ **HOW ACQUIRED:** Selected by Cubs in first round (16th overall) of 2010 draft (scout: Jim Crawford)
 ♦ **COLLEGE CAREER: 2010–** With Southern Arkansas, recorded a 42.2-consecutive scoreless innings streak, second-longest in Gulf South Conference history ... his 13 victories ranked second-most in a single season in school history

YEAR	TEAM	W-L	ERA	G	GS	CG	SHO	SV	IP	H	R	ER	HR	HB	BB	SO	WP	BK
2011 –	Peoria-A	1-6	5.72	16	16	0	0	0	61.1	76	51	39	9	1	27	46	7	1
	Mesa-R	0-4	8.15	11	9	0	0	0	17.2	26	18	16	1	1	11	11	3	1
2012 –	Daytona-A	2-3	6.98	14	4	0	0	1	38.2	51	32	30	5	3	29	16	3	5
	Boise-A	2-4	6.18	15	1	0	0	2	43.2	51	39	30	6	0	22	47	6	0
MINOR LEAGUE TOTALS		5-17	6.42	56	30	0	0	3	161.1	204	140	115	21	5	89	120	19	7

Brian Smith – Pitcher

- FULL NAME:** Brian R. Smith **BATS:** Left **THROWS:** Left **HEIGHT:** 6-0 **WEIGHT:** 170
OPENING DAY AGE: 20 **BORN:** 12/12/92 in Pickering, Ontario, Canada **RESIDENCE:** Pickering, Ontario, Canada
 ♦ **SCHOOL:** Attended St. Mary's Catholic Secondary School (Ontario)
 ♦ **HOW ACQUIRED:** Selected by Cubs in 40th round of 2010 draft (scout: Ron Tostenson)

YEAR	TEAM	W-L	ERA	G	GS	CG	SHO	SV	IP	H	R	ER	HR	HB	BB	SO	WP	BK
2011 –	Mesa-R	3-4	3.30	14	12	0	0	0	46.1	46	22	17	1	6	23	41	10	1
2012 –	Mesa-R	0-0	1.72	7	3	0	0	0	15.2	7	3	3	0	0	6	13	2	0
	Boise-A	1-0	0.00	3	0	0	0	0	7.2	6	0	0	0	0	4	9	1	0
MINOR LEAGUE TOTALS		4-4	2.58	24	15	0	0	0	69.2	59	25	20	1	6	33	63	13	1

Kenny Socorro – Infielder

FULL NAME: Kenny Socorro **BATS:** Right **THROWS:** Right **HEIGHT:** 5-9 **WEIGHT:** 175
OPENING DAY AGE: 23, turns 24 on June 2 **BORN:** 6/2/89 in Miami, FL **RESIDENCE:** Miami, FL
SCHOOL: Attended Marshall University (W.V.)
HOW ACQUIRED: Selected by Cubs in 44th round of 2011 draft (scout: Tim Adkins)
CAREER NOTES: 2012— Missed the season due to right hamstring and right ankle injuries

YEAR	TEAM	AVG	G	AB	R	H	2B	3B	HR	RBI	SH	SF	HP	BB	SO	SB-CS	E	OBP	SLG
2011	Mesa-R	.750	1	4	0	3	2	0	0	3	0	0	0	0	0	0-1	0	.750	1.250
	Boise-A	.200	23	75	5	15	2	0	0	6	0	1	0	5	10	0-0	5	.247	.227
	Peoria-A	.289	10	38	5	11	1	0	0	2	0	0	0	2	1	0-1	3	.325	.316
2012		INJURED — DID NOT PLAY																	
MINOR LEAGUE TOTALS		.248	34	117	10	29	5	0	0	11	0	1	0	7	11	0-2	8	.288	.291

Elliot Soto – Infielder

FULL NAME: Elliot S. Soto **BATS:** Right **THROWS:** Right **HEIGHT:** 5-9 **WEIGHT:** 160
OPENING DAY AGE: 23, turns 24 on August 21 **BORN:** 8/21/89 in Elgin, IL **RESIDENCE:** Algonquin, IL
SCHOOL: Attended Creighton University ... graduated from Dundee-Crown (Ill.) High School in June of 2007
HOW ACQUIRED: Selected by Cubs in 15th round of 2010 draft (scout: Ty Nichols)
CAREER HIGHLIGHTS: 2011— Named a mid-season Midwest League All-Star

YEAR	TEAM	AVG	G	AB	R	H	2B	3B	HR	RBI	SH	SF	HP	BB	SO	SB-CS	E	OBP	SLG
2010	Mesa-R	.375	4	16	3	6	0	0	0	1	1	0	0	0	2	2-0	1	.375	.375
	Peoria-A	.111	3	9	1	1	0	0	0	0	0	0	1	1	1	0-0	0	.273	.111
	Boise-A	.271	48	181	24	49	10	1	0	21	2	1	3	9	31	5-0	10	.314	.337
2011	Peoria-A	.261	87	318	35	83	11	1	0	24	11	2	6	17	58	4-7	8	.309	.302
	Daytona-A	.309	25	81	14	25	2	0	0	5	4	1	1	4	12	1-0	5	.345	.333
2012	Daytona-A	.231	9	26	3	6	2	0	0	1	0	0	0	2	2	0-1	1	.286	.308
	Tennessee-AA	.220	82	209	16	46	5	4	0	15	5	2	1	27	45	2-3	6	.310	.282
MINOR LEAGUE TOTALS		.257	258	840	96	216	30	6	0	67	23	6	12	60	151	14-11	31	.314	.307

Matthew Spencer – Outfielder

FULL NAME: Matthew Austin Spencer **BATS:** Left **THROWS:** Left **HEIGHT:** 6-5 **WEIGHT:** 245
OPENING DAY AGE: 27 **BORN:** 1/27/86 in Morristown, TN **RESIDENCE:** Morristown, TN
SCHOOL: Graduated from Morristown (Tenn.) West High School ... attended Arizona State University
ORIGINAL CLUB: Selected by Philadelphia in third round of 2007 draft (scout: Theron Brockish)
HOW ACQUIRED: From Oakland with pitchers Jeff Gray and Ronny Morla for infielders Aaron Miles and Jake Fox, 12/3/09
CAREER NOTES: 2012— Missed the season due to left hamstring and left biceps strains ... 2011— Named a Southern League mid-season All-Star ... 2008— Sent from Philadelphia with pitcher Josh Outman and infielder Adrian Cardenas to Oakland for pitcher Joe Blanton, 6/17

YEAR	TEAM	AVG	G	AB	R	H	2B	3B	HR	RBI	SH	SF	HP	BB	SO	SB-CS	E	OBP	SLG
2005	Edinburg-IND	.313	90	351	52	110	24	4	4	47	1	1	6	35	89	3-0	—	.384	.439
2006	Ft. Worth-IND	.245	60	204	24	50	13	1	4	26	2	7	5	15	40	3-1	—	.303	.377
2007	Williamsport-A	.263	51	179	21	47	10	0	9	26	1	2	5	11	46	3-3	5	.320	.469
2008	Clearwater-A	.251	85	307	40	77	12	3	6	42	0	4	2	30	66	5-1	3	.318	.368
	Stockton-A	.333	41	168	30	56	12	1	8	27	0	1	6	6	39	7-1	7	.376	.560
2009	Stockton-A	.274	30	117	20	32	5	0	10	29	0	1	0	12	15	3-1	2	.338	.573
	Midland-AA	.294	93	371	59	109	29	3	9	62	0	5	7	26	75	2-3	6	.347	.461
2010	Daytona-A	.286	9	35	3	10	2	0	2	4	0	0	0	0	5	0-0	0	.286	.514
	Tennessee-AA	.268	112	377	62	101	15	2	17	65	0	4	4	35	86	10-2	6	.333	.454
2011	Tennessee-AA	.258	98	322	47	83	21	2	13	63	0	1	7	29	75	4-2	6	.331	.457
	Iowa-AAA	.188	27	69	9	13	1	0	1	7	0	1	0	7	17	2-0	2	.260	.246
2012		INJURED — DID NOT PLAY																	
MINOR LEAGUE TOTALS		.271	546	1945	291	528	107	11	75	325	1	19	31	156	424	36-13	37	.332	.453

Larry Suarez – Pitcher

FULL NAME: Larry Jose Suarez **BATS:** Right **THROWS:** Right **HEIGHT:** 6-4 **WEIGHT:** 270
OPENING DAY AGE: 23 **BORN:** 12/20/89 in Valencia, Venezuela **RESIDENCE:** Valencia, Venezuela
HOW ACQUIRED: Signed by Cubs as non-drafted free agent, 7/2/06 (scout: Hector Ortega)

YEAR	TEAM	W-L	ERA	G	GS	CG	SHO	SV	IP	H	R	ER	HR	HB	BB	SO	WP	BK
2007	Mesa-R	1-4	5.31	14	9	0	0	0	40.2	37	33	24	4	5	26	35	4	2
2008	Mesa-R	0-2	2.78	10	7	0	0	0	22.2	17	9	7	1	1	9	19	1	0
2009	Boise-A	1-0	10.38	8	1	0	0	0	13.0	21	19	15	1	1	16	13	4	0
	Mesa-R	1-1	6.23	6	1	0	0	0	17.1	24	14	12	0	1	8	12	4	0
2010	Peoria-A	1-3	4.98	27	0	0	0	1	47.0	51	35	26	5	2	22	51	5	0
	Boise-A	0-0	5.30	7	0	0	0	0	18.2	22	13	11	3	0	9	20	3	0
2011	Peoria-A	0-0	0.00	10	0	0	0	1	16.0	13	5	0	1	0	5	23	1	0
	Daytona-A	1-1	3.00	8	0	0	0	0	12.0	13	9	4	3	0	3	12	1	0
	Tennessee-AA	0-2	7.31	6	4	0	0	0	16.0	22	14	13	2	2	6	11	5	0
2012	Daytona-A	0-3	13.50	10	0	0	0	0	10.2	23	16	16	1	0	8	3	4	0
	Peoria-A	3-2	4.15	30	0	0	0	5	43.1	48	24	20	2	1	21	38	6	0
MINOR LEAGUE TOTALS		8-18	5.18	136	22	0	0	7	257.1	291	191	148	23	13	133	237	38	2

Ronald Torreyes – Infielder

FULL NAME: Ronald Alcides Torreyes **BATS:** Right **THROWS:** Right **HEIGHT:** 5-10 **WEIGHT:** 140
OPENING DAY AGE: 20, turns 21 on September 2 **BORN:** 9/2/92 in Libertador, Venezuela **RESIDENCE:** Barinas, Venezuela
 ♦ **ORIGINAL CLUB:** Signed by Cincinnati as a non-drafted free agent 2/23/10 (scout: Jose Fuentes)
 ♦ **HOW ACQUIRED:** Acquired from Cincinnati with LHP Travis Wood and OF Dave Sappelt 12/23/11 for LHP Sean Marshall
 ♦ **CAREER NOTES: 2011—** In his first full season in the United States, he earned *Baseball America* Low Class-A All-Star honors ... struck out just 19 times in 306 plate appearances, an average of only one strikeout every 16.1 plate appearances.

YEAR	TEAM	AVG	G	AB	R	H	2B	3B	HR	RBI	SH	SF	HP	BB	SO	SB-CS	F	OBP	SLG
2010	— VSL Reds-R	.390	67	241	56	94	20	10	4	33	1	4	16	23	11	23-15	17	.468	.606
	AZL Reds-R	.349	18	83	13	29	7	1	1	11	2	0	3	1	5	2-2	0	.379	.494
	Dayton-A	.240	6	25	3	6	2	1	0	2	0	0	0	0	3	0-0	0	.240	.400
2011	— Dayton-A	.356	67	278	53	99	9	5	3	41	7	1	6	14	19	12-7	3	.398	.457
2012	— Daytona-A	.264	115	421	62	111	23	5	6	47	5	6	10	32	29	13-4	11	.326	.385
MINOR LEAGUE TOTALS		.323	273	1048	187	339	61	22	14	134	15	11	35	70	67	50-28	31	.381	.464

Daury Torrez – Pitcher

FULL NAME: Daury DeJesus Torrez **BATS:** Right **THROWS:** Right **HEIGHT:** 6-3 **WEIGHT:** 170
OPENING DAY AGE: 20, turns 21 on June 11 **BORN:** 6/11/92 in Esperanza, D.R. **RESIDENCE:** Esperanza, D.R.
 ♦ **HOW ACQUIRED:** Signed by Cubs as a non-drafted free agent 12/22/10 (scouts: Jose Serra and Juan Moncion)

YEAR	TEAM	W-L	ERA	G	GS	CG	SHO	SV	IP	H	R	ER	HR	HB	BB	SO	WP	BK
2011	— DSL Cubs 2-R	1-2	3.54	16	1	0	0	1	40.2	42	19	16	0	3	5	25	3	1
2012	— DSL Cubs 2-R	6-3	1.21	14	13	0	0	0	74.2	57	14	10	6	6	4	50	4	1
MINOR LEAGUE TOTALS		7-5	2.03	30	14	0	0	1	115.1	99	33	26	6	9	9	75	7	2

Shamil Ubiera– Outfielder

FULL NAME: Shamil Ubiera **BATS:** Right **THROWS:** Right **HEIGHT:** 6-0 **WEIGHT:** 190
OPENING DAY AGE: 20 **BORN:** 9/28/92 in La Romana, D.R. **RESIDENCE:** La Romana, D.R.
 ♦ **HOW ACQUIRED:** Signed by Cubs as non-drafted free agent, 1/20/12 (scouts: Jose Serra and Gian Guzman)

YEAR	TEAM	AVG	G	AB	R	H	2B	3B	HR	RBI	SH	SF	HP	BB	SO	SB-CS	F	OBP	SLG
2012	— DSL Cubs 2-R	.297	66	249	48	74	24	1	4	41	0	3	9	17	47	14-8	6	.360	.450

Duane Underwood – Pitcher

FULL NAME: Duane Lee Underwood Jr. **BATS:** Right **THROWS:** Right **HEIGHT:** 6-2 **WEIGHT:** 210
OPENING DAY AGE: 18 **BORN:** 7/20/94 in Raleigh, NC **RESIDENCE:** St. Petersburg, FL
 ♦ **SCHOOL:** Graduated from Pope High School in Marietta, Ga.
 ♦ **HOW ACQUIRED:** Selected by Cubs in second round of 2012 draft (scout: Keith Lockhart)
 ♦ **HIGH SCHOOL CAREER:** Was ranked among the Top 100 prospects in the 2012 draft by *Baseball America* ... was committed to the University of Georgia before signing with the Cubs

YEAR	TEAM	W-L	ERA	G	GS	CG	SHO	SV	IP	H	R	ER	HR	HB	BB	SO	WP	BK
2012	— Mesa-R	0-1	5.19	5	5	0	0	0	8.2	7	6	5	1	1	6	7	2	0

Austin Urban – Pitcher

FULL NAME: Austin Francis Urban **BATS:** Left **THROWS:** Right **HEIGHT:** 6-2 **WEIGHT:** 185
OPENING DAY AGE: 20, turns 21 on July 8 **BORN:** 7/8/92 in Johnstown, PA **RESIDENCE:** Windber, PA
 ♦ **SCHOOL:** Attended Des Moines Area CC (Iowa) ... transferred to Des Moines Area CC from Penn State University
 ♦ **HOW ACQUIRED:** Selected by Cubs in 41st round of 2011 draft (scout: Ty Nichols)
 ♦ **CAREER NOTES: 2012—** Missed the season due to a stress reaction in his back
 ♦ **COLLEGE NOTES: 2011—** Led team to Division II JUCO World Series

YEAR	TEAM	W-L	ERA	G	GS	CG	SHO	SV	IP	H	R	ER	HR	HB	BB	SO	WP	BK
2012	—	INJURED — DID NOT PITCH																

Ramon Valera – Pitcher

FULL NAME: Ramon Alonso Valera **BATS:** Right **THROWS:** Right **HEIGHT:** 6-2 **WEIGHT:** 180
OPENING DAY AGE: 18 **BORN:** 9/27/94 in Maracay, Venezuela **RESIDENCE:** Turmero, Venezuela
 ♦ **HOW ACQUIRED:** Signed by Cubs as a non-drafted free agent 12/2/12 (scouts: Hector Ortega and Julio Figueroa)

YEAR	TEAM	W-L	ERA	G	GS	CG	SHO	SV	IP	H	R	ER	HR	HB	BB	SO	WP	BK
2012	—	WILL MAKE DEBUT IN 2013																

Antonio Valerio – Catcher

FULL NAME: Antonio Valerio **BATS:** Right **THROWS:** Right **HEIGHT:** 6-0 **WEIGHT:** 190
OPENING DAY AGE: 22 **BORN:** 3/21/91 in Sanchez Ramirez, D.R. **RESIDENCE:** Sanchez Ramirez, D.R.

♦ **HOW ACQUIRED:** Signed by Cubs as non-drafted free agent 5/2/11 (scouts: Jose Serra and Carlos Reyes)

YEAR	TEAM	AVG	G	AB	R	H	2B	3B	HR	RBI	SH	SF	HP	BB	SO	SB-CS	E	OBP	SLG
2011	– DSL Cubs 1-R	.205	21	73	8	15	4	0	1	14	0	1	0	8	15	3-0	5	.280	.301
	DSL Cubs 2-R	.200	31	75	8	15	1	0	0	6	1	0	3	9	15	1-1	2	.310	.213
2012	– DSL Cubs 2-R	.077	5	13	0	1	0	0	0	3	0	0	0	0	3	0-0	1	.077	.077
MINOR LEAGUE TOTALS		.193	57	161	16	31	5	0	1	23	1	1	3	17	33	4-1	8	.280	.242

Eufan Vargas – Catcher

FULL NAME: Eufan Manuel Vargas **BATS:** Right **THROWS:** Right **HEIGHT:** 5-11 **WEIGHT:** 178
OPENING DAY AGE: 18, turns 19 on July 14 **BORN:** 7/14/94 in Yaracuy, Venezuela **RESIDENCE:** Yaracuy, Venezuela

♦ **HOW ACQUIRED:** Signed by Cubs as non-drafted free agent 4/9/12 (scouts: Hector Ortega and Julio Figueroa)

YEAR	TEAM	AVG	G	AB	R	H	2B	3B	HR	RBI	SH	SF	HP	BB	SO	SB-CS	E	OBP	SLG
2012	– DSL Cubs 2-R	.172	29	58	5	10	1	0	0	6	0	1	3	13	18	0-2	4	.347	.190

Dilson Vasquez – Pitcher

FULL NAME: Dilson Manuel Vasquez **BATS:** Right **THROWS:** Right **HEIGHT:** 6-3 **WEIGHT:** 200

OPENING DAY AGE: 21 **BORN:** 2/7/92 in San Pedro, D.R. **RESIDENCE:** Santo Domingo, D.R.

♦ **HOW ACQUIRED:** Signed by Cubs as a non-drafted free agent 9/18/12 (scouts: Raul Cano, Paul Weaver and Steve Wilson)

YEAR	TEAM	W-L	ERA	G	GS	CG	SHO	SV	IP	H	R	ER	HR	HB	BB	SO	WP	BK
2012	–	WILL MAKE DEBUT IN 2013																

Luis Villalba – Pitcher

FULL NAME: Luis Evelio Villalba **BATS:** Left **THROWS:** Left **HEIGHT:** 6-2 **WEIGHT:** 182

OPENING DAY AGE: 20 **BORN:** 10/28/92 in Edo Sucre, Venezuela **RESIDENCE:** Edo Sucre, Venezuela

♦ **HOW ACQUIRED:** Signed by Cubs as a non-drafted free agent 7/3/09 (scouts: Hector Ortega and Julio Figueroa)

YEAR	TEAM	W-L	ERA	G	GS	CG	SHO	SV	IP	H	R	ER	HR	HB	BB	SO	WP	BK
2010	– DSL Cubs 1-R	2-4	3.12	13	12	0	0	0	52.0	49	25	18	2	3	22	34	6	2
2011	– Mesa-R	0-1	8.31	4	1	0	0	0	4.1	5	5	4	0	0	4	4	0	2
2012	– DSL Cubs 1-R	3-1	1.93	10	8	0	0	0	46.2	33	13	10	1	1	20	37	5	0
MINOR LEAGUE TOTALS		5-6	2.80	27	21	0	0	0	103.0	87	43	32	3	4	46	75	11	4

David Villegas – Pitcher

FULL NAME: David Imanol Villegas (Renteria) **BATS:** Left **THROWS:** Left **HEIGHT:** 6-2 **WEIGHT:** 190

OPENING DAY AGE: 20 **BORN:** 9/26/92 in Sinaloa, Mexico **RESIDENCE:** Sinaloa, Mexico

♦ **HOW ACQUIRED:** Signed by Cubs as a non-drafted free agent 6/7/12 (scouts: Raul Cano and Steve Wilson)

YEAR	TEAM	W-L	ERA	G	GS	CG	SHO	SV	IP	H	R	ER	HR	HB	BB	SO	WP	BK
2012	–	WILL MAKE DEBUT IN 2003																

Dan Vogelbach – Infielder

FULL NAME: Daniel Vogelbach **BATS:** Left **THROWS:** Right **HEIGHT:** 6-0 **WEIGHT:** 250

OPENING DAY AGE: 20 **BORN:** 12/17/92 in Orlando, FL **RESIDENCE:** North Fort Myers, FL

♦ **SCHOOL:** Graduated from Bishop Verot High School in Fort Myers, Fla.

♦ **HOW ACQUIRED:** Selected by Cubs in second round of 2011 draft (scout: Lukas McKnight)

♦ **CAREER NOTES:** **2013**– Named the seventh-best Cubs prospect heading into the season by *Baseball America* ... **2012**– Combined for 17 home runs and 62 RBI in 61 games between Mesa and Boise ... **2011**– Led Bishop Verot High School to the Florida 3-A State Championship ... ranked by *Baseball America* as the 10th-best Cubs prospect following the season

YEAR	TEAM	AVG	G	AB	R	H	2B	3B	HR	RBI	SH	SF	HP	BB	SO	SB-CS	E	OBP	SLG
2011	– Mesa-R	.292	6	24	4	7	3	0	1	6	0	0	1	2	2	1-0	1	.370	.542
2012	– Mesa-R	.324	24	102	16	33	12	2	7	31	0	1	0	12	14	1-0	1	.391	.686
	Boise-A	.322	37	143	23	46	9	1	10	31	0	0	2	23	34	0-1	3	.423	.608
MINOR LEAGUE TOTALS		.320	67	269	43	86	24	3	18	68	0	1	3	37	50	2-1	5	.406	.632

STABILITY IN THE SYSTEM

The Cubs have player development agreements with Triple-A Iowa through the 2016 season, and with Double-A Tennessee, Single-A Daytona, Single-A Kane County and Single-A Boise through 2014. By the end of the current contracts, the Cubs will have enjoyed a total of 73 seasons of relationships with its five minor league affiliates.

The relationship between the Cubs and Iowa is set to reach 36 seasons, as 2013 will mark the 33rd season that Iowa has served as the Cubs Triple-A affiliate. The current relationship is the 12th-longest connection among the 159 minor league teams affiliated with a major league counterpart.

Brett Wallach – Pitcher

FULL NAME: Brett Wallach **BATS:** Right **THROWS:** Right **HEIGHT:** 6-5 **WEIGHT:** 185
OPENING DAY AGE: 24 **BORN:** 12/2/88 in Anaheim, CA **RESIDENCE:** Yorba Linda, CA

- ♦ **SCHOOL:** Attended Orange Coast College in Calif. ... graduated from Orange Lutheran High School in Calif.
- ♦ **ORIGINAL CLUB:** Selected by Los Angeles (N.L.) in third round of 2009 draft (scout: Brian Stephenson)
- ♦ **HOW ACQUIRED:** From Los Angeles (N.L.) 7/31/10 with INF Blake DeWitt and P Kyle Smit for P Ted Lilly, INF Ryan Theriot and a cash consideration
- ♦ **CAREER NOTES: 2012—** Missed a majority of the year with a strained right elbow ... **2010—** Began the season ranked as the Dodgers 20th-best prospect by *Baseball America*
- ♦ **FAMILY TIES:** Is the son of former Dodger Tim Wallach ... his brother, Matt, is a catcher in the Dodgers system

YEAR	TEAM	W-L	ERA	G	GS	CG	SHO	SV	IP	H	R	ER	HR	HB	BB	SO	WP	BK
2009	— Ogden-R	0-1	5.23	12	12	0	0	0	31.0	34	20	18	4	3	15	38	3	1
2010	— Great Lakes-A	6-0	3.72	17	17	0	0	0	84.2	73	39	35	7	6	43	92	2	1
	— Peoria-A	0-4	5.76	7	7	0	0	0	29.2	28	26	19	2	3	18	24	3	1
2011	— Daytona-A	3-5	5.74	19	17	0	0	0	91.0	106	67	58	6	7	34	71	6	1
	— Peoria-A	1-4	6.49	7	4	0	0	0	26.1	29	26	19	0	2	23	25	6	0
2012	— Daytona-A	0-0	8.18	7	0	0	0	0	11.0	19	11	10	1	1	5	8	2	0
MINOR LEAGUE TOTALS		10-14	5.23	69	57	0	0	0	273.2	289	189	159	20	22	138	258	22	4

Yao-Lin Wang – Pitcher

FULL NAME: Yao-Lin Wang **BATS:** Right **THROWS:** Right **HEIGHT:** 6-0 **WEIGHT:** 195
OPENING DAY AGE: 22 **BORN:** 2/5/91 in Tai-Tung, Taiwan **RESIDENCE:** Tai-Tung, Taiwan

- ♦ **HOW ACQUIRED:** Signed by Cubs as a non-drafted free agent, 6/12/09 (scout: Steve Wilson)
- ♦ **CAREER NOTES: 2012—** Opened year in Peoria's bullpen before transitioning to a starter in July ... **2011—** His 77 strikeouts and 14 starts both ranked tied for second among Northwest League hurlers ... his 3.22 ERA ranked sixth

YEAR	TEAM	W-L	ERA	G	GS	CG	SHO	SV	IP	H	R	ER	HR	HB	BB	SO	WP	BK
2010	— Boise-A	0-2	6.43	4	3	0	0	0	14.0	19	11	10	0	0	7	10	2	1
	— Mesa-R	1-1	2.12	8	2	0	0	0	17.0	22	14	4	0	1	6	19	3	0
2011	— Boise-A	4-4	3.22	14	14	0	0	0	67.0	64	25	24	7	0	20	77	12	0
2012	— Peoria-A	4-5	3.92	37	9	0	0	12	78.0	72	43	34	7	2	27	82	7	1
MINOR LEAGUE TOTALS		9-12	3.68	63	28	0	0	12	176.0	177	93	72	14	3	60	188	24	2

Casey Weathers – Pitcher

FULL NAME: Casey McGhee Weathers **BATS:** Right **THROWS:** Right **HEIGHT:** 6-1 **WEIGHT:** 205
OPENING DAY AGE: 27, turns 28 on June 10 **BORN:** 6/10/85 in Elk Grove, CA **RESIDENCE:** Sacramento, CA

- ♦ **SCHOOL:** Graduated from Vanderbilt University in 2006
- ♦ **ORIGINAL CLUB:** Selected by Colorado in first round (eighth overall) of draft
- ♦ **HOW ACQUIRED:** From Colorado with INF Ian Stewart 12/8/11 for OF Tyler Colvin and INF DJ LeMahieu
- ♦ **CAREER NOTES: 2012—** Missed time on Iowa's D.L. with a left oblique strain, May 23-June 22 ... **2009—** Missed the season recovering from "Tommy John" surgery he underwent in October of 2008 ... **2008—** Named to the MLB Futures Game in his first full pro season ... named a Texas League mid-season All-Star ... injured his elbow while pitching in the Arizona Fall League **2006—** Pitched for the gold-medal winning Team USA in the FISU World Championships in Havana, Cuba ... named Alaska Summer League Closer of the Year, going 1-0 with a 0.84 ERA (2 ER/21.1 IP) for Anchorage ... selected by Detroit in the 25th round of the draft, but elected to attend Vanderbilt University

YEAR	TEAM	W-L	ERA	G	GS	CG	SHO	SV	IP	H	R	ER	HR	HB	BB	SO	WP	BK
2007	— Asheville-A	0-1	4.61	13	0	0	0	2	13.2	6	7	7	2	1	7	19	5	0
	— Modesto-A	0-0	0.00	1	0	0	0	0	1.0	0	0	0	0	0	2	2	0	0
2008	— Tulsa-AA	2-1	3.05	44	0	0	0	2	44.1	34	18	15	1	5	28	54	8	0
2009	—	INJURED — DID NOT PITCH																
2010	— Tri-City-A	0-0	0.00	10	0	0	0	0	11.2	2	1	0	0	2	5	21	1	0
	— Modesto-A	0-1	6.75	20	0	0	0	4	18.2	18	14	14	2	1	17	25	4	0
2011	— Tulsa-AA	2-2	5.32	44	0	0	0	0	45.2	32	31	27	3	7	48	48	15	1
2012	— Tennessee-AA	4-2	6.62	31	0	0	0	0	34.0	25	26	25	2	7	53	29	6	0
MINOR LEAGUE TOTALS		8-7	4.69	163	0	0	0	8	169.0	117	97	88	10	23	160	198	39	1

Scott Weismann – Pitcher

FULL NAME: Scott Bryan Weismann **BATS:** Right **THROWS:** Right **HEIGHT:** 6-1 **WEIGHT:** 195
OPENING DAY AGE: 23 **BORN:** 2/8/90 in Stoneham, MA **RESIDENCE:** Boxborough, MA

- ♦ **SCHOOL:** Attended Clemson University (S.C.) ... graduated from Acton-Boxborough (Mass.) Regional High School
- ♦ **HOW ACQUIRED:** Selected by Cubs in 46th round of 2011 draft (scout: Keith Lockhart)

YEAR	TEAM	W-L	ERA	G	GS	CG	SHO	SV	IP	H	R	ER	HR	HB	BB	SO	WP	BK
2012	— Peoria-A	0-0	3.52	5	0	0	0	0	7.2	8	3	3	0	0	0	7	1	0
	— Tennessee-AA	0-0	0.00	2	0	0	0	0	4.2	2	0	0	0	0	2	1	0	0
	— Daytona-A	3-5	5.63	32	0	0	0	4	46.1	49	32	29	7	3	16	44	1	1
MINOR LEAGUE TOTALS		3-5	4.91	39	0	0	0	4	58.2	59	35	32	7	3	18	52	2	1

Ben Wells – Pitcher

- FULL NAME:** Benjamin Lewis Wells **BATS:** Right **THROWS:** Right **HEIGHT:** 6-3 **WEIGHT:** 230
OPENING DAY AGE: 20 **BORN:** 9/10/92 in Little Rock, AR **RESIDENCE:** Alexander, AR
- ♦ **SCHOOL:** Graduated from Bryant (Ark.) High School in May of 2010
 - ♦ **HOW ACQUIRED:** Selected by Cubs in seventh round of 2010 draft (scout: Jim Crawford)
 - ♦ **CAREER NOTES: 2012**— Was on Peoria's disabled list, May 3-10, with a blister on his right index finger ... again on the D.L., June 11-August 25, with a right elbow strain

YEAR	TEAM	W-L	ERA	G	GS	CG	SHO	SV	IP	H	R	ER	HR	HB	BB	SO	WP	BK
2011	Boise-A	4-4	4.66	16	15	0	0	0	77.1	83	47	40	4	7	19	53	10	4
2012	Peoria-A	3-2	3.27	12	8	0	0	1	44.0	48	23	16	0	4	12	36	3	0
	Mesa-R	0-0	0.00	1	0	0	0	0	1.0	0	0	0	0	0	1	3	0	0
MINOR LEAGUE TOTALS		7-6	4.12	29	23	0	0	1	122.1	131	70	56	4	11	32	92	13	4

Dontrelle Willis – Pitcher

- FULL NAME:** Dontrelle Wayne Willis **BATS:** Left **THROWS:** Left **HEIGHT:** 6-2 **WEIGHT:** 232
OPENING DAY AGE: 31 **BORN:** 1/12/82 in Oakland, CA **RESIDENCE:** Scottsdale, AZ
- ♦ **SCHOOL:** Graduated from Encinal High School in Alameda, Calif.
 - ♦ **HOW ACQUIRED:** Signed a minor league contract with Cubs 1/3/13
 - ♦ **CAREER NOTES: 2011**— Most recent big league action came with the Reds ... made 13 starts ... **2007**— Led majors with 35 starts ... **2006**— Recipient of the Marlins Heart and Hustle Award ... **2005**— Recorded a major league best and career-high 22 wins with the Marlins ... member of the N.L. All-Star team ... tied for major league lead with seven complete games ... **2003**— Member of World Series Champions Florida Marlins ... selected to the N.L. All-Star team ... N.L. Rookie of the Year ... finished second in majors with 14 wins and 142 strikeouts among rookies ... **2002**— Traded from Cubs to the Marlins in a six-player deal, March 27 ... **2001**— Ranked by *Baseball America* as the sixth-best prospect in the Northwest League ... named to the league's postseason All-Star team... **2000**— Named the California High School Player of the Year after going 10-1 with a 0.70 ERA and 111 strikeouts in 70.0 innings ... drafted by Cubs in the eighth round of the 2000 Draft.

YEAR	TEAM	W-L	ERA	G	GS	CG	SHO	SV	IP	H	R	ER	HR	HB	BB	SO	WP	BK
2000	Mesa-R	3-1	3.86	9	1	0	0	0	28.0	26	15	12	0	1	8	22	0	0
2001	Boise-A	8-2	2.98	15	15	0	0	0	93.2	76	36	31	1	3	19	77	5	1
2002	Kane County-A	10-2	1.83	19	19	3	2	0	127.2	91	29	26	3	8	21	101	9	3
2002	Jupiter-A	2-0	1.80	5	5	0	0	0	30.0	24	7	6	2	1	3	27	0	0
2003	Carolina-AA	4-0	1.49	6	6	0	0	0	36.1	24	6	6	2	0	9	32	1	0
	Florida	14-6	3.30	27	27	2	2	0	160.2	148	61	59	13	3	58	142	7	1
2004	Florida	10-11	4.02	32	32	2	0	0	197.0	210	99	88	20	8	61	139	2	0
2005	Florida	22-10	2.63	34	34	7	5	0	236.1	213	79	69	11	8	55	170	2	1
2006	Florida	12-12	3.87	34	34	4	1	0	223.1	234	106	96	21	*19	83	160	6	1
2007	Florida	10-15	5.17	35	35	0	0	0	205.1	241	131	*118	29	14	87	146	9	1
2008	Lakeland-A	0-3	4.50	6	5	0	0	0	28.0	30	15	14	2	0	11	18	2	0
	Toledo-AAA#	3-1	4.45	6	6	0	0	0	28.1	34	16	14	2	0	14	20	1	0
	Detroit	0-2	9.38	8	7	0	0	0	24.0	18	25	25	4	1	35	18	5	1
2009	Lakeland-A#	0-1	5.14	1	1	0	0	0	7.0	8	4	4	1	0	0	2	0	0
	Erie-AA#	1-0	3.00	1	1	0	0	0	6.0	3	2	2	1	0	3	6	0	0
	Toledo-AAA#	1-2	4.81	5	5	0	0	0	24.1	22	13	13	1	1	17	15	2	0
	Detroit	1-4	7.49	7	7	0	0	0	33.2	37	28	28	4	1	28	17	1	0
2010	Detroit	1-2	4.98	9	8	0	0	0	43.1	48	24	24	3	2	29	33	4	0
	Arizona	1-1	6.85	6	5	0	0	0	22.1	24	17	17	3	3	27	14	4	2
	AZL Giants-R	0-1	9.00	3	0	0	0	0	2.0	4	2	2	1	1	1	0	0	0
	Fresno-AAA	0-0	5.06	5	0	0	0	0	5.1	2	3	3	1	3	4	6	1	0
2011	Louisville-AAA	5-2	2.63	13	13	0	0	0	75.1	71	29	22	5	1	20	67	5	0
	Cincinnati	1-6	5.00	13	13	0	0	0	75.2	78	42	42	6	2	37	57	8	0
2012	Norfolk-AAA	0-3	8.53	4	1	0	0	0	6.1	10	8	6	0	0	4	4	0	0
MAJOR LEAGUE TOTALS		72-69	4.17	205	202	15	8	0	1221.2	1251	612	566	114	61	500	896	48	7
MINOR LEAGUE TOTALS		37-18	2.91	98	78	3	2	0	498.1	425	185	161	22	19	134	398	26	4

*Led League ... #Injury Rehabilitation Assignment

WELCOME TO THE BROOMTOWN

The last time the Cubs swept four consecutive series of any length took place in 1970, when the club won 11-straight contests from April 14-April 27:

April 14-15-16 – 3-game sweep vs. Philadelphia
 April 17-18 – 2-game sweep vs. Montreal

April 24-25-26 – 3-game sweep vs. Houston
 April 27 – Won first game of a series in Pittsburgh
 April 21-22 – 2-game sweep vs. St. Louis

In 1935, the Cubs had a club-record 21-game winning streak from September 4-September 27. That streak also marked the last time the Cubs swept four straight series of at least three games. The breakdown:

Sept. 4-5-6-7 – 4-game sweep vs. Philadelphia
 Sept. 9 (DH)-10-11 – 4-game sweep vs. Boston Braves
 Sept. 12-13-14-15 – 4-game sweep vs. Brooklyn

Sept. 16-17-18-19 – 4-game sweep vs. N.Y. Giants
 Sept. 21-22 – 2-game sweep vs. Pittsburgh
 Sept. 25-26-27 – Won first 3 games at St. Louis

Ty Wright – Outfielder

FULL NAME: Ty Jonathan Wright **BATS:** Right **THROWS:** Right **HEIGHT:** 6-0 **WEIGHT:** 190

OPENING DAY AGE: 28 **BORN:** 2/26/85 in Tyler, TX **RESIDENCE:** Tyler, TX

♦ **SCHOOL:** Graduated from Wills Point High School (Texas) in 2003 ... attended Oklahoma State University

♦ **HOW ACQUIRED:** Selected by Cubs in seventh round of 2007 draft (scout: Brian Milner)

♦ **CAREER NOTES: 2012–** Had his season cut short with a stress reaction in his right shin - placed on the D.L., July 7 through the end of the season ... **2010–** Named to the Southern League mid-season All-Star team

YEAR	TEAM	AVG	G	AB	R	H	2B	3B	HR	RBI	SH	SF	HP	BB	SO	SB-CS	E	OBP	SLG
2007	Boise-A	.317	52	189	40	60	12	2	8	44	1	3	8	23	22	6-2	4	.408	.529
	Peoria-A	.284	19	74	5	21	1	0	2	5	0	0	0	5	15	5-1	1	.329	.378
2008	Daytona-A	.300	113	426	60	128	21	1	8	72	4	2	7	41	71	7-2	2	.370	.411
2009	Tennessee-AA	.290	128	442	66	128	23	2	9	58	7	5	8	35	60	5-3	8	.349	.412
2010	Tennessee-AA	.298	73	289	50	86	21	0	10	51	1	2	5	14	35	4-2	4	.339	.474
	Iowa-AAA	.240	58	175	22	42	7	1	1	16	1	3	5	7	24	3-0	4	.284	.309
2011	Iowa-AAA	.314	46	153	19	48	6	2	1	20	1	2	0	5	22	1-1	3	.331	.399
	Tennessee-AA	.333	42	114	21	38	11	0	6	23	0	3	1	23	20	0-1	5	.440	.588
2012	Iowa-AAA	.287	68	230	34	66	19	0	5	33	1	1	4	18	45	3-2	2	.348	.435
	Tennessee-AA	.429	5	14	2	6	1	0	1	4	0	1	0	0	0	0-0	0	.400	.714
MINOR LEAGUE TOTALS		.296	604	2106	319	623	122	8	51	326	16	22	38	171	314	34-14	33	.356	.434

Tony York – Pitcher

FULL NAME: Anthony Jared York **BATS:** Right **THROWS:** Right **HEIGHT:** 6-3 **WEIGHT:** 190

OPENING DAY AGE: 23 **BORN:** 2/18/90 in Escondido, CA **RESIDENCE:** Escondido, CA

♦ **SCHOOL:** Graduated from the University of California - San Diego after two years at Arizona Western College in Yuma, Ariz. ... graduated from Escondido (Calif.) High School

♦ **HOW ACQUIRED:** Signed by Cubs as a non-drafted free agent 6/19/12 (scout: Denny Henderson)

♦ **COLLEGE CAREER:** As a senior with UCSD, his 10 saves ranked tied for second on the school's single-season list ... named to the ABCA All-West Region Second Team and the Daktronics All-West Region Second Team

YEAR	TEAM	W-L	ERA	G	GS	CG	SHO	SV	IP	H	R	ER	HR	HB	BB	SO	WP	BK
2012	Mesa-R	0-0	16.20	2	0	0	0	0	1.2	4	3	3	0	0	0	0	0	0

Jose Zapata – Pitcher

FULL NAME: Jose Alberto Zapata **BATS:** Right **THROWS:** Right **HEIGHT:** 6-0 **WEIGHT:** 170

OPENING DAY AGE: 19 **BORN:** 7/17/93 in Esperanza, D.R. **RESIDENCE:** Santo Domingo, D.R.

♦ **HOW ACQUIRED:** Signed by Cubs as a non-drafted free agent 10/25/12 (scouts: Jose Serra and Carlos Reyes)

YEAR	TEAM	W-L	ERA	G	GS	CG	SHO	SV	IP	H	R	ER	HR	HB	BB	SO	WP	BK
2012		WILL MAKE DEBUT IN 2013																

Oliver Zapata – Outfielder

FULL NAME: Oliver Yunior Zapata **BATS:** Switch **THROWS:** Right **HEIGHT:** 5-9 **WEIGHT:** 180

OPENING DAY AGE: 20 **BORN:** 9/13/92 in Bani, D.R. **RESIDENCE:** Bani, D.R.

♦ **HOW ACQUIRED:** Signed by Cubs as a non-drafted free agent 8/1/09 (scout: Jose Serra)

YEAR	TEAM	AVG	G	AB	R	H	2B	3B	HR	RBI	SH	SF	HP	BB	SO	SB-CS	E	OBP	SLG
2010	DSL Cubs 1-R	.241	71	261	45	63	8	2	4	33	2	3	2	33	46	19-9	3	.328	.333
2011	Mesa-R	.324	31	102	26	33	4	2	1	12	0	1	1	24	15	12-5	2	.453	.431
	Boise-A	.224	24	85	15	19	4	2	2	10	1	1	0	8	18	4-3	2	.287	.388
2012	Peoria-A	.225	109	369	40	83	9	0	4	29	6	4	4	40	93	19-13	2	.305	.282
MINOR LEAGUE TOTALS		.242	235	817	126	198	25	6	11	84	9	9	7	105	172	54-30	9	.330	.328

Brad Zapanas – Infielder

FULL NAME: Brad Michael Zapanas **BATS:** Right **THROWS:** Right **HEIGHT:** 6-3 **WEIGHT:** 185

OPENING DAY AGE: 23 **BORN:** 12/8/89 in Nashua, NH **RESIDENCE:** Salem, NH

♦ **SCHOOL:** Attended Boston College ... graduated from Nashua (N.H.) North High School

♦ **HOW ACQUIRED:** Selected by Cubs in 42nd round of 2011 draft (scout: Matt Sherman)

♦ **HIGH SCHOOL NOTES: 2008–** Named Gatorade New Hampshire High School Player of the Year

♦ **CAREER NOTES: 2012–** Had his season cut short due to a right shoulder strain suffered on May 10

YEAR	TEAM	AVG	G	AB	R	H	2B	3B	HR	RBI	SH	SF	HP	BB	SO	SB-CS	E	OBP	SLG
2011	Boise-A	.238	45	151	18	36	10	1	1	18	6	4	5	13	28	9-0	2	.312	.338
2012	Peoria-A	.273	24	77	13	21	3	0	0	3	1	0	0	14	16	1-1	5	.385	.312
MINOR LEAGUE TOTALS		.250	69	228	31	57	13	1	1	21	7	4	5	27	44	10-1	7	.337	.329

FULL NAME: Joseph S. Zeller **BATS:** Right **THROWS:** Right **HEIGHT:** 5-10 **WEIGHT:** 190
OPENING DAY AGE: 25 **BORN:** 10/17/87 in Long Beach, CA **RESIDENCE:** Mission Viejo, CA
 ♦ **SCHOOL:** Graduated from the Masters College in Santa Clara, Calif., after attending Loyola Marymount University ... graduated from Capistrano Valley High School in in Mission Viejo, Calif., in June of 2006
 ♦ **HOW ACQUIRED:** Selected by Cubs in 28th round of 2010 draft (scout: Steve Fuller)

YEAR	TEAM	W-L	ERA	G	GS	CG	SHO	SV	IP	H	R	ER	HR	HB	BB	SO	WP	BK
2010 –	Boise-A	0-1	6.14	4	1	0	0	0	7.1	13	10	5	1	0	2	6	1	0
	Mesa-R	3-2	7.04	11	1	0	0	0	30.2	44	29	24	2	0	7	28	4	0
2011 –	Mesa-R	0-0	5.79	2	0	0	0	1	4.2	7	6	3	0	1	1	5	0	0
	Boise-A	2-0	1.95	12	1	0	0	3	27.2	26	6	6	0	3	6	18	5	1
2012 –	Boise-A	0-0	1.59	2	0	0	0	0	5.2	5	1	1	0	0	0	2	0	0
	Tennessee-AA	0-0	0.00	1	0	0	0	0	1.0	0	0	0	0	0	0	1	0	0
	Daytona-A	0-1	3.66	17	0	0	0	0	32.0	29	16	13	0	0	13	29	3	1
	Peoria-A	3-4	3.75	11	10	0	0	0	60.0	69	33	25	4	3	12	22	2	0
MINOR LEAGUE TOTALS		8-8	4.10	60	13	0	0	4	169.0	193	101	77	7	7	41	111	15	2

FULL NAME: Anthony Aaron Zych (*Zitch*) **BATS:** Right **THROWS:** Right **HEIGHT:** 6-3 **WEIGHT:** 190
OPENING DAY AGE: 22, turns 23 on August 7 **BORN:** 8/7/90 in Hazelcrest, IL **RESIDENCE:** Monee, IL
SCHOOL: Attended the University of Louisville (Ky.) ... graduated from St. Rita High School in Chicago, Ill.
HOW ACQUIRED: Selected by Cubs in fourth round of 2011 draft (scout: Tim Adkins)
CAREER NOTES: **2010** – Russ Ford Award Winner as Cape Cod League's Outstanding Relief Pitcher ... McNeece Award Winner as Cape Cod League's Outstanding Pro Prospect ... Cape Cod All-League Team ... **2009** – Team USA member ... **Louisville Slugger** Freshman All-American

YEAR	TEAM	W-L	ERA	G	GS	CG	SHO	SV	IP	H	R	ER	HR	HB	BB	SO	WP	BK
2011	Mesa-R	0-0	4.50	2	0	0	0	0	2.0	2	2	1	0	1	1	3	0	0
	Boise-A	0-0	0.00	2	0	0	0	0	2.0	0	0	0	0	0	1	2	0	0
2012	Daytona-A	3-3	3.19	27	0	0	0	6	36.2	32	16	13	0	2	7	36	2	0
	Tennessee-AA	2-1	4.38	20	0	0	0	0	24.2	26	12	12	1	3	12	28	1	0
MINOR LEAGUE TOTALS		5-4	3.58	51	0	0	0	6	65.1	60	30	26	1	6	21	69	3	0

On May 6, 1998, in just his fifth big league start, Kerry Wood fanned 20 Houston Astros and allowed just one base hit in a complete-game 2-0 win at Wrigley Field ... allowed only two baserunners, giving up a single to Ricky Gutierrez in the third inning and hitting Craig Biggio in the sixth.

The 20 strikeouts:

- Tied the major league record for a nine-inning game set by Boston's Roger Clemens (April 29, 1986, and September 18, 1996).
- Eclipsed the National League record of 19 reached by Providence's Charlie Sweney (June 7, 1884), St. Louis' Steve Carlton (September 15, 1969), New York's Tom Seaver (April 22, 1970) and New York's David Cone (October 6, 1991).
- Exceeded the M.L. rookie record of 18 strikeouts, which had been reached by the Philadelphia Athletics' Jack Coombs on September 1, 1906, and by Montreal's Bill Gullikson (against the Cubs) on September 10, 1980.
- Surpassed the Cubs mark of 17, set by Jack Pfeister in a 15-inning outing May 30, 1906 vs. St. Louis.

His inning-by-inning strikeouts:

- ♦ First inning – Craig Biggio (swinging), Derek Bell (swinging), Jeff Bagwell (called)
- ♦ Second – Jack Howell (swinging), Moises Alou (swinging)
- ♦ Third – Brad Ausmus (swinging)
- ♦ Fourth – Bagwell (called), Howell (called)
- ♦ Fifth – Alou (called), Dave Clark (called), Ricky Gutierrez (called)
- ♦ Sixth – Shane Reynolds (called)
- ♦ Seventh – Bagwell (swinging), Howell (swinging), Alou (swinging)
- ♦ Eighth – Clark (swinging), Gutierrez (swinging), Ausmus (called)
- ♦ Ninth – Bill Spoers (swinging), Bell (swinging)

Kerry opened the game with five straight strikeouts and later had stretches in which he fanned five in a row and seven in a row.

Became just the second pitcher in M.L. history to strike out as many batters as his age ... 17-year-old Cleveland Indians rookie Bob Feller fanned 17 Philadelphia Athletics batters on September 13, 1936.

2012 SEASON HIGHLIGHTS

FINAL STANDINGS: The Cubs finished the 2012 regular season with a 61-101 record, fifth in the N.L. Central Division, 36.0-games behind the Cincinnati Reds ... Chicago reached 100 losses for the first time since 1966 when that club matched the franchise record with 103 setbacks (also done in 1962).

- © The Cubs went 38-43 at Wrigley Field in 2012 after going 39-42 at the Friendly Confines in 2011.
- © Chicago was 23-58 on the road ... the 58 setbacks are a single-season franchise record ... the previous record was 56 losses in 1956.
- © Chicago had three season-high four-game winning streaks, most recently done, September 7-10 ... the Cubs had a season-high 12-game losing streak, May 15-27 - it was the team's longest skid since opening the 1997 campaign with 14-straight losses.

INSIDE THE NUMBERS: The Cubs went 19 games above .500, posting a 50-31 record and a .617 winning percentage, in their 81 games when reaching at least four runs scored ... however, the Cubs scored three runs or less in 81 games, posting a 11-70 record and a .136 winning percentage when doing so ... Chicago dropped 29-straight games when scoring three or fewer runs dating to their 3-2 win vs. St. Louis, July 28.

- © Chicago combined to score 357 runs in the club's 61 wins, an average of 5.9 runs per win, and combined to score only 256 runs in the club's 101 losses this season, an average of only 2.5 runs per loss.

ROSTER RECORDS: The Cubs utilized 53 players in 2012, a single-season club record for players in a campaign ... the previous record of 51 players utilized in a single season was set by the 2000 club.

- © The Cubs used 30 pitchers in 2012, far surpassing the previous franchise mark of 25 pitchers used in a single season back in 1999.
- © Chicago used 20 rookies in the 2012 campaign, their most since using 20 rookies in 1974 ... of the 20 rookies used, 11 were pitchers, and two made starts for the club - lefthanders Brooks Raley and Chris Rusin.
- © The Cubs had 11 players make their big league debut in 2012, their most since 11 players made their big league debut in 2010.

SURE-HANDED: Darwin Barney went an N.L. single-season record 141-straight games without an error at second base from April 18-September 27 ... the streak tied the major league single-season record without an error at second base, previously done by Detroit's Placido Polanco in 2007.

- © Barney owns all N.L. records for consecutive errorless games at second base, having surpassed Ryne Sandberg's former record 123-game errorless streak - allowing for multiple seasons - that ran from June 21, 1989-May 17, 1990 ... David Eckstein owned the previous N.L. single-season mark of 113-consecutive games set with San Diego in 2010.
- © Barney's 141-game errorless streak featured more total chances per nine innings (5.30) than any other second baseman in baseball ... Barney had far more putouts (293) than any other second baseman in baseball in that span (Gordon Beckham was second at 259) and Barney's 676 total chances trailed only Arizona's Aaron Hill (687).

SORIANO'S RESURGENCE: Alfonso Soriano recorded 32 home runs and 108 RBI in 2012, reaching 30 homers and 100 RBI for the third time in his career and his first time with the Cubs (previously did so with Texas in 2005).

- © Soriano's first homer of the season came on May 15 at St. Louis ... his 32 blasts since May 15 ranked tops in the N.L. and second-most in the majors.
- © Hit 32 homers in his final 121 games after no homer in his first 30 games - is just the second player in big league history to hit 30 homers despite not hitting a long ball in his first 30 games of the season, joining Boston's Dwight Evans, who did so in 1982.
- © Soriano's 108 RBI came at the age of 36 ... he is the first player in franchise history to reach at least 107 RBI at the age of 36 or older ... Ernie Banks had 106 RBI at the age of 38 in 1969 and Moises Alou had 106 RBI at the age of 37 in 2004.

LOFTY CAREER NUMBERS: Alfonso Soriano recorded his 1,000th career RBI on August 18 in Cincinnati (game one), to become one of six players in major league history to reach at least 350 home runs, 400 doubles, 250 stolen bases, 1,000 RBI and 1,000 runs scored, joining Willie Mays, Andre Dawson, Gary Sheffield, Barry Bonds and Alex Rodriguez.

IRONMAN 162: Starlin Castro appeared at shortstop in all 162 of the team's games in 2012, making 161 starts at the position.

- © The 161 starts at shortstop are a franchise mark, surpassing the 158 starts at shortstop done by both Ivan DeJesus in 1978 and Don Kessinger in 1968.
- © The 162 games played at shortstop is a single-season franchise mark previously held by Ivan DeJesus in both 1978 and 1979 (160 games played).
- © Castro is the first Cubs infielder to appear in 162 games in a season since Hall of Famer Ron Santo did so in 1968.
- © Castro is the fourth player in the last 10 seasons to have played 162 games at shortstop in a season ... he joins: Baltimore's Miguel Tejada (2003 and 2004), Montreal's Orlando Cabrera (2003) and Philadelphia's Jimmy Rollins (2007).
- © Castro finished the 2012 campaign having appeared in 196-consecutive games, the longest active streak in the National League and second-longest in all of baseball, trailing only Detroit's Prince Fielder (343) ... thanks to Elias.

500 CLUB: Starlin Castro, on September 7 in Pittsburgh, gained membership in a very exclusive club as he collected his 500th career major league hit at the age of 22 ... he is only the 28th player in major league history to reach his 500th career hit before turning 23-years-old, with the only other active player being New York's Alex Rodriguez ... Castro turns 23 next March.

- © Castro reached the milestone at 22 years, 167 days, the youngest to accomplish the feat since Robin Yount in 1977 at the age of 21 years, 297 days.
- © This elite group of 28 players includes the likes of Ted Williams, Hank Aaron, Al Kaline, Mickey Mantle, Jimmie Fox, Yount, Ty Cobb, Bobby Doerr, Johnny Bench, Orlando Cepeda and Ken Griffey, Jr. among others (thanks to Ed Hartig for his research assistance).
- © Since his major league debut on May 7, 2010, Castro leads all National League players with 501 hits ... next closest is Ryan Braun with 492 hits.

ALL-STAR NODS: Shortstop Starlin Castro and first baseman Bryan LaHair were named to the 2012 National League All-Star team ... Castro was named to his second All-Star team, while LaHair earned the first selection of his major league career.

- © The 22-year-old Castro earned his second All-Star honor in as many seasons, as in 2011 he became the youngest player in franchise history to be named to an All-Star team ... he is the first Cubs shortstop to be named to the All-Star team in consecutive seasons since Don Kessinger's five-year run from 1968-72.
- © LaHair is the first Cub to be elected as a first baseman since Derrek Lee in 2007 and only the third Cubs first baseman to make the team in the last 30 years (also Mark Grace).
- © Both Castro and LaHair were voted to the team by way of the player ballot, with Castro winning the vote at shortstop and LaHair finishing second to starter Joey Votto.

COMING UP CLUTCH: After he was recalled from Triple-A Iowa on June 26, Anthony Rizzo recorded three game-winning RBI in his first five games with the Cubs - he's the first player in franchise history to accomplish that feat.

- © Rizzo drove in 48 runs in 87 games following his recall on June 26 ... that led all N.L. rookies in that timeframe ... his 15 home runs since June 26 were second-most among N.L. rookies, trailing only Colorado's Wilin Rosario (17).

CLOSING TIME: Carlos Marmol reached 20 saves in 2012, making him only the fifth pitcher in franchise history with three-straight seasons of 20 or more saves, joining Lee Smith (five straight, 1983-87), Bruce Sutter (four straight, 1977-80), Ryan Dempster (three straight, 2005-07) and Randy Myers (three straight, 1993-95).

- © Marmol converted a career-high 19-straight save opportunities from May 2-September 14, and posted a 0.49 ERA (1 ER/18.1 IP) in those 19 outings.

WORKHORSES: In his first season with the Cubs, reliever Shawn Camp tied for the major league-lead with a career-best 80 appearances in 2012 ... he is just the ninth pitcher in franchise history to reach 80 appearances in a season.

- © Southpaw reliever James Russell recorded career highs with 77 relief appearances and 69.1 innings pitched ... his 77 outings ranked tied for second among N.L. lefty relievers, behind only Randy Choate's 80 appearances for the Marlins and Dodgers.

SCORELESS STREAKS: Ryan Dempster recorded a 33.0-inning scoreless streak, spanning five starts, from June 5-July 14 ... it marked the longest streak by a Cubs starter since Ken Holtzman also tossed 33.0-consecutive scoreless innings in 1969.

- © Travis Wood recorded a 19.2-inning scoreless streak from the third inning, June 19 against the White Sox, to the second inning, July 6 against the Mets ... it marked the longest streak for a Cubs lefty starter since Juan Pizarro's 21.0-inning run in 1971.

CATCH AS CATCH CAN: The Cubs utilized six catchers in 2012, including Wellington Castillo, Steve Clevenger, Koyie Hill, Blake Lalli, Anthony Recker and Geovany Soto ... the six catchers used were the most for Chicago since using six backstops in 2007 (Michael Barrett, Henry Blanco, Rob Bowen, Koyie Hill, Jason Kendall and Geovany Soto).

THROW IT BACK: Chicago wore throwback uniforms once in 2012, donning 1912 style road uniforms on June 2 in San Francisco ... the Cubs lost the contest, 2-1, dropping their all-time record when wearing throwback uniforms to 5-1.

ALMOST EVERYTHING IN PLAY: Cubs pitchers, April 27 in Philadelphia, recorded just one strikeout and did not allow a walk ... Chicago's pitchers previously recorded just one strikeout in a game without allowing a walk, June 1, 1985 in a 4-1 win at Houston ... Dennis Eckersley went the distance for Chicago, allowing one run on five hits, striking out one and walking none in 9.0 innings of work.

CHARITABLE CUBS: Chicago Cubs Charities made significant contributions in the community donating over \$4.56 million to Chicago area non-profit organizations in 2012.

- © As part of the Ricketts' family mission to participate in the lives of those in the community and to be good neighbors, the Chicago Cubs community efforts reflect an on-going partnership between the Cubs and the people of Chicago ... these efforts include charitable donations, neighborhood protection activities and year-round community service involvement.
- © Chicago Cubs Charities and Cubs Care, a fund of the McCormick Foundation, together granted over \$1 million to 51 Chicago area non-profit organizations serving those in need. Over the last 11 years, more than \$17 million has been donated to deserving organizations through Cubs Care.
- © On June 16, the Cubs opened a \$2 million classroom, Cubs Classroom, at the new Ann and Robert H. Lurie Children's Hospital in downtown Chicago ... Tom, Pete and Laura Ricketts were joined by Cubs Baseball President, Theo Epstein, players Starlin Castro, Adrian Cardenas and Steve Clevenger to open the classroom and visit kids throughout the hospital.
- © Chicago Cubs players and coaches took part in on-field clinics for charitable purposes, spoke to kids at several events, went on seven hospital visits, and went to seven schools in 2012.
- © On October 11, the Cubs and Kerry Wood broke ground on a new high school baseball field located at Lane Tech College Prep High School (about one mile west of Wrigley Field) ... once completed, the baseball field will allow Chicago Public League students to host and play playoff games in the City of Chicago once again as no other field currently is to state standards ... the \$5 million stadium is made possible through the donation and support from the Chicago Cubs, Chicago Cubs Charities, Wood Family Foundation, City of Chicago, Chicago Park District, Chicago Public Schools and Turner Construction.
- © The Cubs were able to bring over 121,000 underprivileged children and families, veterans, non-profit organizations, children with special needs and volunteers to Wrigley Field over the course of the season through ticket donations.
- © The Cubs donated more than 5,000 items to charities for fundraising auctions and raffles.
- © Cubs associates participated in more than 100 meetings of community organizations and served on the boards of neighborhood associations, chambers of commerce and non-profit groups.
- © Cubs fundraising events and donations raised more than \$3.9 million in 2012 through the 50/50 Raffle and events such as the second-annual Bricks and Ivy Ball, the Race to Wrigley 5K, Wrigley Field Road Tour, Catch in the Confines and two new events, Hot Stove Cool Music Chicago and Picnic for a Purpose.
- © For more information or to make a donation, visit www.cubs.com/community.

Cubs 2012 Regular Season Day-By-Day

GM	DATE	OPP	HR/DN	W/L	SCORE	WIN-LOSS-SAVE	REC	POS	ATT
1	4/5	WSH	H/D	L	1-2	Clippard-MARMOL (0-1)-Lidge	0-1	T5th, -1.0	41,176
	4/6	— OFF —					0-1	T3rd, -1.5	
2	4/7	WSH	H/D	L	4-7	Mattheus-K. WOOD (0-1)-Rodriguez	0-2	6th, -1.5	40,102
3	4/8	WSH	H/D	W	4-3	SAMARDZUA (1-0)-Zimmermann-MARMOL (1)	1-2	T5th, -1.5	31,973
4	4/9	MIL	H/N	L	5-7	Marcum-CAMP (0-1)-Axford	1-3	6th, -2.5	38,136
5	4/10	MIL	H/N	L	4-7	Narveson-MAHOLM (0-1)-Rodriguez	1-4	6th, -3.5	37,265
6	4/11	MIL	H/D	L	1-2	Gallardo-DEMPTSTER (0-1)-Axford	1-5	6th, -3.5	34,044
7	4/12	MIL	H/D	W	8-0	GARZA (1-0)-Greinke	2-5	6th, -3.0	36,311
8	4/13	@STL	R/D	W	9-5	SAMARDZUA (2-0)-Wainwright	3-5	T4th, -2.0	46,882
9	4/14	@STL	R/D	L	1-5	Lynn-VOLSTAD (0-1)	3-6	T4th, -3.0	46,792
10	4/15	@STL	R/D	L	3-10	Westbrook-MAHOLM (0-2)	3-7	6th, -4.0	44,952
	4/16	— OFF —					3-7	T5th, -4.0	
11	4/17	@MIA	R/N	L	2-5	Cishek-DOLIS (0-1)-Bell	3-8	6th, -5.0	24,544
12	4/18	@MIA	R/N	L	1-9	Buehrle-GARZA (1-1)	3-9	6th, -6.0	25,723
13	4/19	@MIA	R/D	L	3-5	Nolasco-SAMARDZUA (2-1)-Bell	3-10	6th, -6.0	23,168
14	4/20	CIN	H/D	L	4-9	Bailey-VOLSTAD (0-2)	3-11	6th, -7.0	37,782
15	4/21	CIN	H/D	W	6-1	MAHOLM (1-2)-Leake	4-11	6th, -6.0	38,405
16	4/22	CIN	H/D	L	3-4	Cueto-LOPEZ (0-1)-Marshall	4-12	6th, -7.0	35,801
17	4/23	STL	H/N	W	3-2	DOLIS (1-1)-Motte	5-12	6th, -6.0	37,749
18	4/24	STL	H/N	W	3-2 (10)	RUSSELL (1-0)-Salas	6-12	T5th, -5.0	38,894
19	4/25	STL	H/D	L	1-5	Lynn-VOLSTAD (0-3)	6-13	6th, -6.0	34,894
	4/26	— OFF —					6-13	6th, -6.0	
20	4/27	@PHI	R/N	W	5-1	MAHOLM (2-2)-Halladay-DOLIS (1)	7-13	6th, -6.0	45,261
21	4/28	@PHI	R/N	L	2-5	Blanton-WELLS (0-1)-Papelbon	7-14	6th, -7.0	45,196
22	4/29	@PHI	R/D	W	5-1	GARZA (2-1)-Kendrick	8-14	T5th, -6.0	45,550
23	4/30	@PHI	R/N	L	4-6	Qualis-MAINE (0-1)-Papelbon	8-15	6th, -6.5	45,397
	5/1	@CIN	PPD ...			Make-Up Game 8/18 @ 12:10 p.m. CT	8-15	6th, -7.0	
24	5/2	@CIN	R/N	W	3-1	SAMARDZUA (3-1)-Arroyo-MARMOL (2)	9-15	6th, -7.0	16,868
25	5/3	@CIN	R/D	L	3-4 (10)	Ondrusch-DOLIS (1-2)	9-16	6th, -7.0	23,288
26	5/4	LAD	H/D	W	5-4	MAHOLM (3-2)-Billingsley-DOLIS (2)	10-16	6th, -6.0	37,332
27	5/5	LAD	H/D	L	1-5	Capuano-VOLSTAD (0-4)	10-17	6th, -6.0	39,874
28	5/6	LAD	H/D	W	4-3 (11)	DOLIS (2-2)-Wright	11-17	6th, -6.0	38,125
29	5/7	ATL	H/N	W	5-1	SAMARDZUA (4-1)-Hanson	12-17	T5th, -6.0	36,307
30	5/8	ATL	H/N	L	1-3	Medlen-K. WOOD (0-2)-Kimbrel	12-18	6th, -7.0	38,523
31	5/9	ATL	H/D	W	1-0	MAHOLM (4-2)-Hudson-DOLIS (3)	13-18	T5th, -7.0	31,904
	5/10	— OFF —					13-18	T5th, -7.0	
32	5/11	@MIL	R/N	L	7-8 (13)	Chulk-CASTILLO (0-1)	13-19	6th, -7.0	40,097
33	5/12	@MIL	R/D	L	2-8	Marcum-VOLSTAD (0-5)	13-20	6th, -7.0	42,339
34	5/13	@MIL	R/D	W	8-2	CAMP (1-1)-Loe	14-20	6th, -6.0	42,167
35	5/14	@STL	R/N	W	6-4	CAMP (2-1)-Boggs-DOLIS (4)	15-20	T4th, -5.0	44,276
36	5/15	@STL	R/D	L	6-7	Motte-DOLIS (2-3)	15-21	T5th, -6.0	45,538
37	5/16	PHI	H/N	L	2-9	Contreras-CAMP (2-2)	15-22	6th, -7.0	38,678
38	5/17	PHI	H/N	L	7-8	Halladay-VOLSTAD (0-6)-Papelbon	15-23	6th, -7.0	37,986
39	5/18	CWS	H/D	L	2-3	Thornton-SAMARDZUA (4-2)-Reed	15-24	6th, -7.0	34,537
40	5/19	CWS	H/N	L	4-7	Danks-DEMPTSTER (0-2)	15-25	6th, -7.0	40,228
41	5/20	CWS	H/D	L	0-6	Peavy-MAHOLM (4-3)	15-26	6th, -7.0	38,374
42	5/21	@HOU	R/N	L	4-8	Norris-GARZA (2-2)	15-27	6th, -8.0	16,895
43	5/22	@HOU	R/N	L	1-2	Happ-T. WOOD (0-1)-Myers	15-28	6th, -9.0	20,091
44	5/23	@HOU	R/N	L	1-5	Rodriguez-SAMARDZUA (4-3)	15-29	6th, -10.0	18,732
	5/24	— OFF —					15-29	6th, -10.0	
45	5/25	@PIT	R/N	L	0-1	Burnett-DEMPTSTER (0-3)-Hanrahan	15-30	6th, -10.0	29,914
46	5/26	@PIT	R/N	L	2-3	Hanrahan-DOLIS (2-4)	15-31	6th, -11.0	38,132
47	5/27	@PIT	R/D	L	4-10	Bedard-GARZA (2-3)	15-32	6th, -12.0	27,486
48	5/28	SD	H/D	W	11-7	WELLS (1-1)-Hinshaw	16-32	6th, -11.0	38,452
49	5/29	SD	H/D	W	5-3	SAMARDZUA (5-3)-Stults-RUSSELL (1)	17-32	6th, -11.0	35,219
50	5/30	SD	H/D	W	8-6	RUSSELL (2-0)-Thayer	18-32	6th, -10.0	38,516
	5/31	— OFF —					18-32	6th, -10.0	
51	6/1	@SF	R/N	L	3-4	Bumgarner-MAHOLM (4-4)-Lopez	18-33	6th, -11.0	41,100
52	6/2	@SF	R/D	L	1-2	Cain-GARZA (2-4)-Romo	18-34	6th, -12.0	41,239
53	6/3	@SF	R/D	L	0-2	Zito-T. WOOD (0-2)-Romo	18-35	6th, -12.0	41,112
54	6/4	@SF	R/D	L	2-3	Vogelsong-MARMOL (0-2)-Affeldt	18-36	6th, -12.5	41,524
55	6/5	@MIL	R/N	W	10-0	DEMPTSTER (1-3)-Gallardo	19-36	6th, -11.5	28,071
56	6/6	@MIL	R/N	L	0-8	Greinke-MAHOLM (4-5)	19-37	6th, -12.5	27,112
57	6/7	@MIL	R/D	L	3-4 (10)	Axford-COLEMAN (0-1)	19-38	6th, -12.5	30,123
58	6/8	@MIN	R/N	L	7-8 (10)	Capps-CAMP (2-3)	19-39	6th, -13.5	38,014
59	6/9	@MIN	R/D	L	3-11	Diamond-SAMARDZUA (5-4)	19-40	6th, -13.5	39,039
60	6/10	@MIN	R/D	W	8-2	DEMPTSTER (2-3)-Lirio	20-40	6th, -12.5	37,526
	6/11	— OFF —					20-40	6th, -12.5	
61	6/12	DET	H/N	W	4-3	MARMOL (1-2)-Coke-CAMP (1)	21-40	6th, -12.5	41,164
62	6/13	DET	H/N	L	4-8	Porcello-GARZA (2-5)	21-41	6th, -13.5	41,326
63	6/14	DET	H/D	L	3-5	Verlander-T. WOOD (0-3)-Valverde	21-42	6th, -14.5	42,292
64	6/15	BOS	H/D	W	3-0	DEMPTSTER (3-3)-Matsuzaka-MARMOL (3)	22-42	6th, -14.5	40,073
65	6/16	BOS	H/N	L	3-4	Lester-SAMARDZUA (5-5)-Aceves	22-43	6th, -15.5	40,766
66	6/17	BOS	H/N	L	4-7	Albers-CAMP (2-4)	22-44	6th, -16.5	38,531
67	6/18	@CWS	R/N	W	12-3	GARZA (5-3)-Stewart	23-44	6th, -15.5	33,215
68	6/19	@CWS	R/N	W	2-1	T. WOOD (1-3)-Peavy-MARMOL (4)	24-44	6th, -14.5	30,282
69	6/20	@CWS	R/N	L	0-7	Floyd-WELLS (1-2)	24-45	6th, -14.5	32,311
	6/21	— OFF —					24-45	6th, -14.5	
70	6/22	@AZ	R/N	L	1-6	Ziegler-SAMARDZUA (5-6)-Hernandez	24-46	6th, -14.5	34,654
71	6/23	@AZ	R/N	L	5-10	Breslow-MAHOLM (4-6)	24-47	6th, -15.5	38,542
72	6/24	@AZ	R/D	L	1-5	Miley-GARZA (3-6)	24-48	6th, -15.5	33,448

APRIL (8-15)

Wrigley Field	5-8
Road	3-7
Vs. N.L. Central	5-8
Vs. N.L. East	3-7

Top Performers

AVG:	Bryan LaHair	390
HR:	Bryan LaHair	5
RBI:	Starlin Castro	14
	Bryan LaHair	14
SB:	Starlin Castro	10
W:	Matt Garza	2
	Matt Maholm	2
SV:	Jeff Samardzija	2
	Rafael Dolis	1
K:	Carlos Marmol	1
	Matt Garza	36

SITE	DATES	AVG
Wrigley Field: 482,577	13	37,121
Road: 393,465	10	39,347
Total: 876,042	23	38,089

MAY (10-17)

Wrigley Field	7-7
Road	3-10
Vs. N.L. Central	3-10
Vs. N.L. East	2-3
Vs. N.L. West	5-1
Vs. A.L. Central	0-3

Top Performers

AVG:	David DeJesus	317
HR:	Alfonso Soriano	7
RBI:	Starlin Castro	18
SB:	Tony Campana	8
W:	Jeff Samardzija	3
SV:	Rafael Dolis	3
K:	Jeff Samardzija	40

SITE	DATES	AVG
Wrigley Field: 524,455	14	37,461
Road: 405,823	13	31,217
Total: 930,278	27	34,455

JUNE (10-17)

Wrigley Field	6-5
Road	4-12
Vs. N.L. Central	3-2
Vs. N.L. East	2-1
Vs. N.L. West	0-7
Vs. A.L. Central	4-5
Vs. A.L. East	1-2

Top Performers

AVG:	Reed Johnson	333
HR:	Alfonso Soriano	8
RBI:	Alfonso Soriano	18
SB:	Tony Campana	10
W:	Ryan Dempster	3
SV:	Carlos Marmol	5
K:	Matt Garza	31

SITE	DATES	AVG
Wrigley Field: 418,942	11	38,086
Road: 567,582	16	35,474
Total: 986,524	27	36,538

GM	DATE	OPP	HR/DN	W/L	SCORE	WIN-LOSS-SAVE	REC	POS	ATT
73	6/25	NYM	H/N	W	6-1	T. WOOD (2-3)-Santana	25-48	6th, -15.5	34,092
74	6/26	NYM	H/N	W	5-3	MAINE (1-1)-Gee-MARMOL (5)	26-48	6th, -15.5	34,064
75	6/27	NYM	H/D	L	1-17	Niese-SAMARDZJIA (5-7)	26-49	6th, -15.5	35,837
	6/28	— OFF —					26-49	6th, -15.0	
76	6/29	HOU	H/D	W	4-0	MAHOLM (5-6)-Norris-MARMOL (6)	27-49	6th, -15.0	32,891
77	6/30	HOU	H/D	W	3-2	GARZA (4-6)-Happ-MARMOL (7)	28-49	6th, -15.0	37,906
78	7/1	HOU	H/D	W	3-0	T. WOOD (3-3)-Rodriguez-MARMOL (8)	29-49	6th, -14.0	37,389
79	7/2	@ATL	R/N	W	4-1	SAMARDZJIA (6-7)-Hanson-RUSSELL (2)	30-49	6th, -14.0	22,292
80	7/3	@ATL	R/N	L	3-10	Jurjens-VOLSTAD (0-7)	30-50	6th, -14.0	27,834
81	7/4	@ATL	R/N	W	5-1	MAHOLM (6-6)-Delgado	31-50	6th, -14.0	40,604
82	7/5	@ATL	R/N	L	3-7	Minor-GARZA (4-7)	31-51	6th, -15.0	24,408
83	7/6	@NYM	R/N	W	8-7	T. WOOD (4-3)-Santana	32-51	5th, -14.0	27,956
84	7/7	@NYM	R/D	L	1-3	Gee-SAMARDZJIA (6-8)-Parnell	32-52	6th, -15.0	26,096
85	7/8	@NYM	R/D	W	7-0	DEMPSTER (4-3)-Niese	33-52	5th, -15.0	25,920
ALL-STAR BREAK — 7/9-12									
86	7/13	AZ	H/D	W	8-1	MAHOLM (7-6)-Kennedy	34-52	5th, -14.0	36,878
87	7/14	AZ	H/D	W	4-1	DEMPSTER (5-3)-Saunders-MARMOL (9)	35-52	5th, -14.0	38,068
88	7/15	AZ	H/D	W	3-1	GARZA (5-7)-Cahill-MARMOL (10)	36-52	5th, -14.0	36,659
	7/16	— OFF —					36-52	5th, -13.5	
89	7/17	MIA	H/N	L	5-9	Sanchez-T. WOOD (4-4)	36-53	5th, -14.5	34,397
90	7/18	MIA	H/N	W	5-1 (8)	RUSSELL (3-0)-Johnson	37-53	5th, -13.5	34,934
91	7/19	MIA	H/D	W	4-2	MAHOLM (8-6)-Buehrle-MARMOL (11)	38-53	5th, -13.5	32,741
92	7/20	@STL	R/N	L	1-4	Lohse-DEMPSTER (5-4)-Motte	38-54	5th, -14.5	43,786
93	7/21	@STL	R/N	L	0-12	Westbrook-GERMANO (0-1)	38-55	5th, -15.5	43,424
94	7/22	@STL	R/D	L	0-7	Lynn-T. WOOD (4-5)	38-56	5th, -16.5	42,411
95	7/23	@PIT	R/N	W	2-0	SAMARDZJIA (7-8)-Bedard-MARMOL (12)	39-56	5th, -16.5	27,586
96	7/24	@PIT	R/N	W	5-1	MAHOLM (9-6)-McDonald	40-56	5th, -16.5	32,497
97	7/25	@PIT	R/D	L	2-3	Correia-DEMPSTER (5-5)-Hanrahan	40-57	5th, -17.5	33,935
	7/26	— OFF —					40-57	5th, -17.5	
98	7/27	STL	H/D	L	6-9	Lynn-T. WOOD (4-6)-Motte	40-58	5th, -18.5	40,778
99	7/28	STL	H/D	W	3-2	RUSSELL (4-0)-Kelly-MARMOL (13)	41-58	5th, -18.5	41,276
100	7/29	STL	H/D	W	4-2 (10)	RUSSELL (5-0)-Rosenthal	42-58	5th, -18.5	39,534
101	7/30	PIT	H/N	W	14-4	GERMANO (1-1)-Bedard	43-58	5th, -17.5	33,337
102	7/31	PIT	H/N	L	0-5	Burnett-COLEMAN (0-2)	43-59	5th, -18.5	33,158
103	8/1	PIT	H/D	L	4-8	Karstens-T. WOOD (4-7)	43-60	5th, -19.5	33,014
	8/2	— OFF —					43-60	5th, -20.0	
104	8/3	@LAD	R/N	L	1-6	Billingsley-SAMARDZJIA (7-9)	43-61	5th, -21.0	43,537
105	8/4	@LAD	R/N	L	1-3	Kershaw-VOLSTAD (0-8)-Jansen	43-62	5th, -22.0	46,588
106	8/5	@LAD	R/D	L	6-7	Jansen-CAMP (2-5)	43-63	5th, -22.0	42,495
107	8/6	@SD	R/N	L	0-2	Stults-T. WOOD (4-8)-Street	43-64	5th, -22.0	27,187
108	8/7	@SD	R/N	L	4-7	Ohiendorf-RALEY (0-1)-Street	43-65	5th, -22.0	26,518
109	8/8	@SD	R/D	L	0-2	Richard-SAMARDZJIA (7-10)	43-66	5th, -22.0	24,663
110	8/9	CIN	H/N	W	5-3	CAMP (3-5)-Marshall-MARMOL (14)	44-66	5th, -21.0	33,397
111	8/10	CIN	H/D	L	8-10	Bailey-GERMANO (1-2)-Chapman	44-67	5th, -22.0	36,891
112	8/11	CIN	H/D	L	2-4	Arroyo-RUSSELL (5-1)-Chapman	44-68	5th, -23.0	40,602
113	8/12	CIN	H/D	L	0-3	Cueto-RALEY (0-2)-Chapman	44-69	5th, -24.0	35,461
114	8/13	HOU	H/N	W	7-1	SAMARDZJIA (8-10)-GALARRAGA	45-69	5th, -23.5	31,452
115	8/14	HOU	H/N	L	1-10	Harrell-VOLSTAD (0-9)	45-70	5th, -24.5	33,376
116	8/15	HOU	H/D	W	7-2	GERMANO (2-2)-Norris	46-70	5th, -24.5	33,714
	8/16	— OFF —					46-70	5th, -24.0	
117	8/17	@CIN	R/N	L	3-7	Arroyo-T. WOOD (4-9)	46-71	5th, -25.0	35,332
118	8/18	@CIN	R/D	L	3-5	Cueto-SAMARDZJIA (8-11)-Chapman	46-72	5th, -26.0	28,754
119	8/18	@CIN	R/N	W	9-7	RALEY (1-2)-Redmond-MARMOL (15)	47-72	5th, -25.0	41,236
120	8/19	@CIN	R/D	L	4-5	Chapman-CAMP (3-6)	47-73	5th, -26.0	41,615
121	8/20	@MIL	R/N	L	5-9	Rogers-GERMANO (2-3)	47-74	5th, -26.0	28,776
122	8/21	@MIL	R/N	L	2-5	Estrada-RUSIN (0-1)-Axford	47-75	5th, -27.0	29,179
123	8/22	@MIL	R/D	L	2-3	Gallardo-T. WOOD (4-10)-Axford	47-76	5th, -28.0	30,743
	8/23	— OFF —					47-76	5th, -27.5	
124	8/24	COL	H/D	W	5-3	RUSSELL (6-1)-Belisle-MARMOL (16)	48-76	5th, -26.5	31,255
125	8/25	COL	H/D	L	3-4	Torres-CORPAS (0-1)-Betancourt	48-77	5th, -27.5	35,296
126	8/26	COL	H/D	W	5-0 (8)	VOLSTAD (1-9)-Chacin-CAMP (2)	49-77	5th, -26.5	32,346
127	8/27	MIL	H/N	L	4-15	Estrada-GERMANO (2-4)	49-78	5th, -27.5	32,541
128	8/28	MIL	H/N	L	1-4	Gallardo-T. WOOD (4-11)-Axford	49-79	5th, -28.5	30,017
129	8/29	MIL	H/N	L	1-3	Fiers-SAMARDZJIA (8-12)-Axford	49-80	5th, -29.5	33,271
130	8/30	MIL	H/D	W	12-11	MARMOL (2-2)-Rodriguez	50-80	5th, -29.0	28,859
131	8/31	SF	H/D	W	6-4	VOLSTAD (2-9)-Bumgarner-MARMOL (17)	51-80	5th, -29.0	32,476
132	9/1	SF	H/D	L	2-5	Lincescum-GERMANO (2-5)-Romo	51-81	5th, -29.0	32,477
133	9/2	SF	H/D	L	5-7	Casilla-MARMOL (2-3)-Lopez	52-82	5th, -30.0	39,760
134	9/3	@WSH	R/D	L	1-2	Detwiler-SAMARDZJIA (8-13)-Clippard	51-83	5th, -30.0	23,215
135	9/4	@WSH	R/N	L	6-11	Jackson-RUSIN (0-2)	51-84	5th, -31.0	17,648
136	9/5	@WSH	R/N	L	1-9	Gonzalez-VOLSTAD (2-10)	51-85	5th, -31.0	21,244
137	9/6	@WSH	R/N	L	2-9	Zimmermann-GERMANO (2-6)	51-86	5th, -31.5	22,447
138	9/7	@PIT	R/N	W	12-2	T. WOOD (5-11)-Burnett	52-86	5th, -30.5	32,699
139	9/8	@PIT	R/N	W	4-3	SAMARDZJIA (CG, 9-13)-Grilli	53-86	5th, -30.5	35,661
140	9/9	@PIT	R/D	W	4-2	RUSSELL (7-1)-Grilli-MARMOL (18)	54-86	5th, -29.5	28,671
141	9/10	@HOU	R/N	W	4-1	VOLSTAD (3-10)-Rodriguez-MARMOL (19)	55-86	5th, -29.5	13,121
142	9/11	@HOU	R/N	L	0-1	Lyles-GERMANO (2-7)-Lopez	55-87	5th, -30.5	14,205
143	9/12	@HOU	R/N	W	5-1	T. WOOD (6-11)-Abad	56-87	5th, -30.5	13,101
	9/13	— OFF —					56-87	5th, -30.5	

JULY (15-10)

Wrigley Field	9-3
Road.....	6-7
vs. N. L. Central	6-6
vs. N. L. East	6-4
vs. N. L. West	3-0

Top Performers

AVG: Anthony Rizzo	330
HR: Anthony Rizzo	7
RBI: Anthony Rizzo	17
SB: David DeJesus	3
W: Paul Maholm	4
SV: Carlos Marmol	6
K: Jeff Samardzija	36

SITE	DATES	AVG
Wrigley Field: 439,149	12	36,596
Road: 418,749	13	32,211
Total: 857,898	25	34,316

AUGUST (8-21)

Wrigley Field	7-9
Road.....	1-12
vs. N. L. Central	5-14
vs. N. L. West	3-7

Top Performers

AVG: Luis Valbuena	306
HR: Alfonso Soriano	5
RBI: Alfonso Soriano	21
SB: Starlin Castro	5
W: Chris Volstad	2
SV: Carlos Marmol	4
K: Jeff Samardzija	42

SITE	DATES	AVG
Wrigley Field: 533,968	16	33,373
Road: 446,623	13	34,356
Total: 980,591	29	33,813

SEPT./OCT. (10-21)

Wrigley Field	4-11
Road.....	6-10
vs. N. L. Central	9-10
vs. N. L. East	0-4
vs. N. L. West	1-7

Top Performers

AVG: Starlin Castro	311
HR: Alfonso Soriano	8
RBI: Alfonso Soriano	26
SB: Tony Campana	4
Starlin Castro	4
W: Chris Rusin	2
Travis Wood	2
SV: Carlos Marmol	3
K: Travis Wood	35

SITE	DATES	AVG
Wrigley Field: 483,665	15	32,244
Road: 399,099	16	24,944
Total: 882,764	31	28,476

GM	DATE	OPP	HR/DN	W/L	SCORE	WIN-LOSS-SAVE	REC	POS	ATT
144	9/14	PIT	H/D	W	7-4	RUSIN (1-2)-McDonald-MARMOL (20)	57-87	5th, -29.5	26,946
145	9/15	PIT	H/D	L	6-7	Rodriguez-BERKEN (0-1)-Hanrahan	57-88	5th, -29.5	32,774
146	9/16	PIT	H/D	W	13-9	BELIVEAU (1-0)-Hughes	58-88	5th, -29.5	33,559
147	9/17	PIT	H/N	L	0-3	Correia-WOOD (6-12)-Hanrahan	58-89	5th, -30.0	33,017
148	9/18	CIN	H/N	L	1-3	Bailey-GERMANO (2-8)-Broxton	58-90	5th, -31.0	32,547
149	9/19	CIN	H/N	L	5-6 (11)	Ondrusek-CABRERA (0-1)-Broxton	58-91	5th, -32.0	31,001
150	9/20	CIN	H/D	L	3-5	Cueto-CORPAS (0-2)-Simon	58-92	5th, -33.0	25,891
151	9/21	STL	H/D	W	5-4 (11)	CABRERA (1-1)-Kelly	59-92	5th, -32.0	29,100
152	9/22	STL	H/D	L	4-5 (10)	Boggs-CHAPMAN (0-1)-Motte	59-93	5th, -33.0	40,298
153	9/23	STL	H/D	L	3-6	Loise-GERMANO (2-9)-Motte	59-94	5th, -33.0	33,354
	9/24	— OFF —					59-94	5th, -33.0	
154	9/25	@COL	R/N	L	5-10 (6.5)	Torres-RUSIN (1-3)	59-95	5th, -34.0	26,660
155	9/26	@COL	R/N	L	0-6	Pomeranz-BERKEN (0-2)	59-96	5th, -34.0	27,057
156	9/27	@COL	R/D	L	5-7	Chacin-VOLSTAD (3-11)-Betancourt	59-97	5th, -35.0	30,288
157	9/28	@AZ	R/N	L	3-8	Kennedy-WOOD (6-13)	59-98	5th, -36.0	28,463
158	9/29	@AZ	R/N	L	2-8	Cahill-GERMANO (2-10)	59-99	5th, -36.0	29,084
159	9/30	@AZ	R/D	W	7-2	RUSIN (2-3)-Shaw	60-99	5th, -36.0	35,535
160	10/1	HOU	H/N	L	0-3	Harrell-BERKEN (0-3)-Wright	60-100	5th, -36.0	32,167
161	10/2	HOU	H/N	L	0-3	Norris-VOLSTAD (3-12)-Lopez	60-101	5th, -37.0	33,168
162	10/3	HOU	H/D	W	5-4	MARMOL (3-3)-Ambriz	61-101	5th, -36.0	27,606

2012 ATTENDANCE

OVERALL

5,514,097 for 162 dates
(34,038 per date)

WRIGLEY FIELD

2,882,756 for 81 dates
(35,590 per date)

ON THE ROAD

2,631,341 for 81 dates
(32,486 per date)

Breaking Down the Cubs Record

CUBS RECORD	HOME	ROAD	TOTALS
OVERALL	38-43	23-58	61-101
CINCINNATI	2-8	2-4	4-12
HOUSTON	6-3	2-4	8-7
MILWAUKEE	2-6	2-7	4-13
PITTSBURGH	3-4	5-4	8-8
ST. LOUIS	5-4	2-6	7-10
N.L. CENTRAL	18-25	13-25	31-50
ATLANTA	2-1	2-2	4-3
MIAMI	2-1	0-3	2-4
NEW YORK	2-1	2-1	4-2
PHILADELPHIA	0-2	2-2	2-4
WASHINGTON	1-2	0-4	1-6
N.L. EAST	7-7	6-12	13-19
ARIZONA	3-0	1-5	4-5
COLORADO	2-1	0-3	2-4
LOS ANGELES	2-1	0-3	2-4
SAN DIEGO	3-0	0-3	3-3
SAN FRANCISCO	1-2	0-4	1-6
N.L. WEST	36-36	20-55	56-91
BOSTON	1-2	0-0	1-2
CHICAGO (AL)	0-3	2-1	2-4
DETROIT	1-2	0-0	1-2
MINNESOTA	0-0	1-2	1-2
A.L. INTERLEAGUE PLAY	2-7	3-3	5-10

CUBS RECORD WHEN:

SCORING FIRST	42-26
SCORING FEWER THAN 4 RUNS	11-70
SCORING 4 OR MORE RUNS	50-31
HITTING AT LEAST 1 HOMER	41-49
HITTING AT LEAST 2 HOMERS	20-10
GOING HOMERLESS	20-52

CUBS RECORD	HOME	ROAD	TOTALS
vs. LH STARTERS	11-8	7-18	18-26
vs. RH STARTERS	27-35	16-40	43-75
GRASS FIELDS	38-43	23-58	61-101
ARTIFICIAL FIELDS	0-0	0-0	0-0
DAY GAMES	28-23	7-23	35-46
NIGHT GAMES	10-20	16-35	26-55
SHUTOUTS	6-6	3-10	9-16
EXTRA INNINGS	4-2	0-4	4-6
ONE-RUN DECISIONS	12-10	3-17	15-27
TWO-RUN DECISIONS	9-9	5-9	14-18

CUBS RECORD ENTERING	6TH	7TH	8TH	9TH
WHEN LEADING	46-10	48-6	50-5	51-3
WHEN TIED	6-15	8-13	5-7	3-6
WHEN TRAILING	9-76	5-82	6-88	5-91

Games Won When Trailing Entering 9th: Last time it happened — 9/21/12 vs. St. Louis (Down 4-2, Darwin Barney clubbed a two-out, two-run, game-tying homer off Fernando Salas in the bottom of the ninth inning, sending the game into extra innings ... David DeJesus won it in the 11th, plating Brett Jackson with a walk-off single for the 5-4 win).

COME-FROM-BEHIND WINS: 26
GAMES WON IN LAST AT-BAT: 12

GAMES LOST AFTER LEADING: 38
GAMES LOST IN LAST AT-BAT: 14

RECORD BY MONTH: April 8-15, May 10-17, June 10-17, July 15-10, August 8-21, September 9-19, October 1-2

BEFORE ALL-STAR BREAK: 33-52

AFTER ALL-STAR BREAK: 28-49

HIGH-WATER MARK: 1 under (1-2)

NO. OF TIMES AT .500: N/A

LOW-WATER MARK: 41 under (60-101)

CUBS	OPPS
DOUBLE PLAYS	148
TRIPLE PLAYS	0
LEFT ON BASE	1044
GRAND SLAMS	3
HOME RUNS — WRIGLEY FIELD	65
HOME RUNS — ROAD	72

Cubs Season Highs and Lows

CUBS

OPPONENTS

10 (3x), most recently 9/7 @ Pittsburgh (12-2).....	Largest Winning Margin	16, 6/27 vs. New York-N.L. (17-1)
6 runs, 8/30 vs. Milwaukee (down 9-3; won 12-11).....	Largest Come-from-Behind Win	3 runs (4x), most recently 8/25 vs. Colorado (down 3-0; won 4-3)
14, 7/30 vs. Pittsburgh.....	Most Runs	17, 6/27 vs. New York-N.L.
9, 7/30 vs. Pittsburgh (5th).....	Most Runs, Inning	12, 7/21 @ St. Louis (7th)
18, 7/6 @ New York-N.L.....	Most Hits	21, 8/27 vs. Milwaukee
8, 7/30 vs. Pittsburgh (5th).....	Most Hits, Inning	10, 7/21 @ St. Louis (7th)
1, 7/31 vs. Pittsburgh.....	Fewest Hits	2 (twice), 4/29 @ Philadelphia & 7/23 @ Pittsburgh
5, 6/18 @ Chicago-A.L.....	Most Home Runs	6 (twice), 9/4 @ Washington & 9/5 @ Washington
2 (8x), most recently 9/16 vs. Pittsburgh (5th).....	Most Home Runs, Inning	3 (twice), 8/27 vs. Milwaukee (9th) & 9/5 @ Washington (3rd)
7, 8/30 vs. Milwaukee.....	Most Doubles	9, 7/21 @ St. Louis
2 (5x), most recently 9/6 @ Washington.....	Most Triples	2 (4x), most recently 9/25 @ Colorado
8 (twice), 5/28 vs. San Diego & 8/30 vs. Milwaukee.....	Most Extra-Base Hits	11, 9/4 @ Washington
11, 8/30 vs. Milwaukee.....	Most Walks Drawn by Batters	14, 5/11 @ Milwaukee
15, 9/17 vs. Pittsburgh.....	Most Strikeouts by Pitchers	15 (twice), 6/6 @ Milwaukee & 8/27 vs. Milwaukee
4 (3x), most recently 9/8 @ Pittsburgh.....	Most Stolen Bases	4 (twice), 4/19 @ Miami & 9/16 vs. Pittsburgh
4 (3x), most recently 9/19 vs. Cincinnati.....	Most Double Plays Turned	4 (twice), 4/17 @ Miami & 7/19 vs. Miami
5, 8/10 vs. Cincinnati.....	Most Errors Committed	7, 9/7 @ Pittsburgh
14, 5/14 @ St. Louis.....	Most Left on Base	15, 5/11 @ Milwaukee

Longest Winning Streak: 4 games (3x).....	6/29-7/2, 7/8-15 & 9/7-10
Longest Losing Streak: 12 games.....	5/15-27
Most Runs, Both Clubs: 23.....	8/30 vs. Milwaukee (Cubs 12, Brewers 11)
Most Hits, Both Clubs: 31.....	8/30 vs. Milwaukee (Brewers 17, Cubs 14)
Most Home Runs, Both Clubs: 8.....	5/28 vs. San Diego (Cubs 4, Padres 4)
Most Strikeouts, Both Clubs: 23 (4x).....	most recently 9/17 vs. Pittsburgh (Cubs 15, Pirates 8)
Most Left on Base, Both Clubs: 28.....	5/11 @ Milwaukee (Brewers 15, Cubs 13)
Fewest Left on Base, Both Clubs: 6 (twice).....	most recently 8/28 vs. Milwaukee (Cubs 4, Brewers 2)
Consecutive Games with a Home Run: 7.....	5/26-6/2
Consecutive Games without a Home Run: 9.....	4/14-23
Consecutive Errorless Games: 5 (twice).....	6/30-7/4 & 7/7-15
Consecutive Games with an Error: 4 (twice).....	5/19-22 & 6/23-26
Shortest Game, Time: 2:05.....	5/9 vs. Atlanta
Longest Game, Time: 5:04.....	5/11 @ Milwaukee
Most Innings: 13.....	5/11 @ Milwaukee
Largest Wrigley Field Crowd: 42,292.....	6/14 vs. Detroit
Largest Road Crowd: 46,882.....	4/13 @ St. Louis
Series Sweeps: 4.....	vs. SD (3), 5/28-30; vs. HOU (3), 6/29-7/1; vs. AZ (3), 7/13-15; @ PIT (3), 9/7-9

INDIVIDUAL BATTING HIGHS

2-Homer Games (4): Alfonso Soriano (2), 6/8 @ Minnesota & 7/13 vs. Arizona; David DeJesus (1), 8/15 vs. Houston; Anthony Rizzo (1), 9/16 vs. Pittsburgh
Grand Slams (3): Bryan LaHair, 4/13 @ St. Louis (Adam Wainwright); David DeJesus, 5/11 @ Milwaukee (Kameron Loe); Anthony Rizzo, 9/16 vs. Pittsburgh (Jared Hughes)
Three-Consecutive Games with a Homer (1): Bryan LaHair, 4/30-5/3
Pinch-Hit Homers (6): Joe Mather, 5/4 vs. Los Angeles-N.L. (Chad Billingsley); David DeJesus, 5/11 @ Milwaukee (Kameron Loe); Reed Johnson, 5/13 @ Milwaukee (Marco Estrada); Jeff Baker, 6/5 @ Milwaukee (Juan Perez); Bryan LaHair, 6/7 @ Milwaukee (Francisco Rodriguez); Jeff Baker, 7/4 @ Atlanta (Jonny Venters)
Back-to-Back Homers (1): Bryan LaHair & Ian Stewart, 5/7 vs. Atlanta
Pitchers Hitting Homers (2): Paul Maholm, 6/23 @ Arizona (Ian Kennedy); Travis Wood, 8/28 vs. Milwaukee (Yovani Gallardo)
Game-Opening Homers (3): Reed Johnson, 7/6 @ New York-N.L. (Johan Santana); David DeJesus, 8/22 @ Milwaukee (Yovani Gallardo); Dave Sappelt, 9/25 @ Colorado (Jorge De La Rosa)

Game-Ending Walk-Off Homers (2): Darwin Barney, 5/30 vs. San Diego (Dale Thayer); Anthony Rizzo, 7/29 vs. St. Louis (Trevor Rosenthal)

Longest Hitting Streak: 13 games.....Barney (9/5-18)
Most Runs Scored: 3 (15x)....most recently Barney & Rizzo (9/16 vs. Pittsburgh)
Most Hits: 4 (10x).....most recently DeJesus (9/21 vs. St. Louis)
Most Total Bases: 12.....Soriano (7/13 vs. Arizona)
Most Extra-Base Hits: 4.....Soriano (7/13 vs. Arizona)
Most Doubles: 2 (22x).....most recently Castro (10/2 vs. Houston)
Most Triples: 2.....DeJesus (5/28 vs. San Diego)
Most RBI: 6.....Rizzo (9/16 vs. Pittsburgh)
Most Stolen Bases: 3.....Campana (6/12 vs. Detroit)
Most Walks: 3 (twice).....most recently Soriano (9/28 @ Arizona)
Most Strikeouts: 4 (4x).....most recently Jackson (8/6 @ San Diego)
2-Hit Innings: 2.....Castro (7/30 vs. Pittsburgh - 5th) & Jackson (8/30 vs. Milwaukee - 6th)

INDIVIDUAL PITCHING HIGHS

Longest Winning Streak: 5 games (3x).....Dempster (6/5-7/14), Maholm (6/29-7/24) & Russell (4/24-7/29)
Longest Losing Streak: 9 games.....Volstad (4/14-8/14)
9.0-Inning Complete Games: 1.....Samardzija (9/8 @ Pittsburgh)
Low-Hit Complete Game: 4.....Samardzija (9/8 @ Pittsburgh)
Longest Outing, Reliever: 5.0 innings.....Wells (5/21 @ Houston)
Most Strikeouts, Starter: 11 (twice).....Samardzija (7/2 @ Atlanta) & (8/13 vs. Houston)
Reliever: 4 (3x).....most recently Maine (7/5 @ Atlanta)
Consecutive Strikeouts: 5 (3x).... Samardzija (6/16 vs. BOS) & (8/13 vs. HOU); Wood (9/17 vs. PIT)

Consecutive Scoreless Innings, Starter: 33.0.....Dempster (6/5-7/14)
Reliever: 13.1.....Camp (6/18-7/14)
Consecutive Save Opportunities Converted: 19.....Marmol (5/2-9/14)
Consecutive Batters Retired: 18.....Garza (4/29 @ Philadelphia)
Most Runs Allowed: 9.....Samardzija (6/27 vs. New York-N.L.)
Most Hits Allowed: 10 (8x).....most recently Germano (9/29 @ Arizona)
Most Homers Allowed: 5.....Wood (7/27 vs. St. Louis)
Most Walks Issued: 6.....Samardzija (7/28 vs. St. Louis)
Longest No-Hit Stretch at Start of Game: 5.0 innings.....Dempster (6/5 @ Milwaukee)

Cubs Batting Statistics

BATTERS	AVG	G	AB	R	H	TB	2B	3B	HR	RBI	SH	SF	HP	BB	IBB	SO	SB	CS	GDP	E	SLG	OBP
Baker,J	.269	54	134	16	36	60	10	1	4	20	0	2	0	8	0	28	4	1	4	2	.448	.306
Barney,D	.254	156	548	73	139	194	26	4	7	44	3	1	3	33	1	58	6	1	11	3	.354	.299
Berken,J	.000	4	5	0	0	0	0	0	0	0	0	0	0	0	0	1	0	0	0	0	.000	.000
Bowden,M	.000	30	2	0	0	0	0	0	0	0	0	0	0	0	0	2	0	0	0	0	.000	.000
Byrd,M	.070	13	43	1	3	3	0	0	0	2	0	0	1	3	1	10	0	1	2	1	.070	.149
Campana,T	.264	89	174	26	46	52	6	0	0	5	7	0	0	11	0	43	30	3	0	0	.299	.308
Cardenas,A	.183	45	60	5	11	17	6	0	0	2	0	0	0	7	1	13	0	0	2	2	.283	.269
Castillo,W	.265	52	170	16	45	71	11	0	5	22	0	1	2	17	2	51	0	0	4	7	.418	.337
Castro,S	.283	162	646	78	183	278	29	12	14	78	0	5	4	36	5	100	25	13	15	27	.430	.323
Clevenger,S	.201	69	199	16	40	55	12	0	1	16	0	0	0	16	0	39	0	1	10	4	.276	.260
Coleman,C	.333	17	3	0	1	1	0	0	0	0	0	0	0	0	0	1	0	0	0	0	.333	.333
Corpas,M	.000	48	1	0	0	0	0	0	0	0	0	0	0	0	0	1	0	0	0	0	.000	.000
Dempster,R	.094	16	32	1	3	5	0	1	0	1	1	0	0	0	0	9	0	0	0	1	.156	.094
Dewitt,B	.138	18	29	1	4	5	1	0	0	1	0	1	0	0	0	2	0	0	1	0	.172	.133
DeJesus,D	.263	148	506	76	133	204	28	8	9	50	2	4	9	61	1	89	7	8	9	2	.403	.350
Garza,M	.067	18	30	0	2	3	1	0	0	0	4	0	0	0	0	23	0	0	0	3	.100	.067
Germano,J	.059	13	17	1	1	1	0	0	0	0	6	0	0	1	0	10	0	0	0	0	.059	.111
Hill,K	.179	11	39	3	7	8	1	0	0	1	0	0	0	0	0	7	0	0	0	1	.205	.179
RIGHT	.150		20		3	4	1	0	0	1	0	0	0	0	0	4			0		.200	.150
LEFT	.211		19		4	4	0	0	0	0	0	0	0	0	0	3			0		.211	.211
Hinshaw,A	.000	2	0	0	0	0	0	0	0	0	0	0	0	0	0	0	0	0	0	0	.000	.000
Jackson,B	.175	44	120	14	21	41	6	1	4	9	0	0	0	22	0	59	0	3	1	2	.342	.303
Johnson,R	.302	76	169	23	51	75	9	3	3	16	0	0	4	10	1	43	2	1	3	1	.444	.355
Lahair,B	.259	130	340	42	88	153	17	0	16	40	0	1	0	39	3	124	4	2	8	5	.450	.334
Lalli,B	.133	6	15	1	2	2	0	0	0	2	0	0	0	1	0	3	0	0	0	0	.133	.188
Maholm,P	.077	21	39	1	3	6	0	0	1	3	2	0	0	2	0	22	0	0	1	1	.154	.122
Maine,S	.000	21	2	0	0	0	0	0	0	0	0	0	0	0	0	1	0	0	0	0	.000	.000
Mather,J	.209	103	225	18	47	73	11	0	5	19	1	2	1	14	1	46	5	2	4	3	.324	.256
Raley,B	.200	5	10	0	2	2	0	0	0	0	0	0	0	0	0	1	0	0	0	0	.200	.200
Recker,A	.167	9	18	1	3	7	1	0	1	4	0	0	1	2	0	2	0	0	1	1	.389	.286
Rizzo,A	.285	87	337	44	96	156	15	0	15	48	0	1	3	27	1	62	3	2	7	4	.463	.342
Rusin,C	.167	7	12	0	2	4	0	1	0	0	0	0	0	0	0	5	0	0	0	0	.333	.167
Russell,J	.000	77	1	0	0	0	0	0	0	0	0	0	0	0	0	0	0	0	0	0	.000	.000
Samardzija,J	.100	31	50	0	5	5	0	0	0	3	7	0	1	3	0	16	0	0	1	2	.100	.167
Sappelt,D	.275	26	69	8	19	31	6	0	2	8	1	0	1	7	1	9	0	0	1	0	.449	.351
Soriano,A	.262	151	561	68	147	280	33	2	32	108	0	3	7	44	5	153	6	2	18	1	.499	.322
Soto,G	.199	52	176	26	35	61	6	1	6	14	0	0	2	19	1	35	0	0	6	7	.347	.284
Stewart,I	.201	55	179	16	36	60	5	2	5	17	0	0	2	21	4	46	0	3	5	5	.335	.292
Valbuena,L	.219	90	265	26	58	90	20	0	4	28	0	2	0	36	1	55	0	2	6	7	.340	.310
Vitters,J	.121	36	99	7	12	20	2	0	2	5	0	1	2	7	0	33	2	0	6	4	.202	.193
Volstad,C	.179	21	28	0	5	5	0	0	0	0	6	0	0	0	0	10	0	0	0	1	.179	.179
Wells,R	.250	12	4	0	1	1	0	0	0	0	0	0	0	0	0	2	0	0	0	0	.250	.250
Wood,K	.000	10	1	0	0	0	0	0	0	0	0	0	0	0	0	1	0	0	0	0	.000	.000
Wood,T	.189	28	53	5	10	16	3	0	1	4	2	0	0	0	0	20	0	0	1	2	.302	.189
PITCHERS	.121	162	290	8	35	49	4	2	2	11	28	0	1	6	0	125	0	0	3	16	.169	.141
CHICAGO	.240	162	5411	613	1297	2045	265	36	137	570	42	24	43	447	29	1235	94	45	125	105	.378	.302
OPPONENTS	.259	162	5401	759	1399	2291	273	47	175	732	58	42	65	573	36	1128	125	36	121	110	.424	.335

CUBS RUNS SCORED BREAKDOWNS

RECORD BY RUNS	0	1	2	3	4	5	6	7	8	9	10+
CUBS SCORE	0-16	1-23	2-14	8-17	11-14	15-9	4-4	5-3	6-1	2-0	7-0
CUBS ALLOW	9-0	17-2	12-8	9-14	7-9	1-16	1-7	3-15	0-10	1-8	1-12
SCORING BY INNINGS	1	2	3	4	5	6	7	8	9	X-INN	TOTAL
CUBS	67	44	63	72	79	75	75	63	70	5	613
OPPONENTS	92	66	92	98	86	111	76	87	45	6	759

Cubs Pinch Hitting

BATTERS	AVG	G	AB	H	2B	3B	HR	RBI	BB	SO
Baker,J	.267	17	15	4	1	0	2	7	2	4
Barney,D	.000	4	4	0	0	0	0	0	0	0
Campana,A	.286	22	21	6	0	0	0	1	1	6
Cardenas,A	.133	33	30	4	2	0	0	1	2	8
Castillo,W	.333	4	3	1	0	0	0	1	1	2
Clevenger,S	.357	15	14	5	1	0	0	1	1	1
DeWitt,B	.083	13	12	1	1	0	0	1	0	1
DeJesus,D	.300	12	10	3	0	0	1	6	1	1
Jackson,B	.000	5	5	0	0	0	0	0	0	4
Johnson,R	.448	31	29	13	1	0	1	5	2	10
LaHair,B	.278	41	36	10	3	0	1	6	2	16

BATTERS	AVG	G	AB	H	2B	3B	HR	RBI	BB	SO
Lalli,B	.000	1	1	0	0	0	0	0	0	0
Mather,J	.161	33	31	5	1	0	1	2	0	10
Recker,A	.000	4	4	0	0	0	0	0	0	1
Rizzo,A	.000	2	2	0	0	0	0	0	0	0
Samardzija,J	.000	1	0	0	0	0	0	0	0	0
Sappelt,D	.500	8	6	3	1	0	0	1	1	0
Soriano,A	.000	2	1	0	0	0	0	0	1	0
Stewart,I	.500	3	2	1	0	0	0	0	0	0
Valbuena,L	.333	12	12	4	1	0	0	1	0	2
Vitters,J	.100	12	10	1	1	0	0	2	2	4
Wood,T	.000	1	1	0	0	0	0	0	0	0
TOTALS	.245	249	61	13	0	6	35	16	70	

Cubs Lineup Breakdowns

1 — DeJesus (114, 39-75), Johnson (20, 9-11), Campana (13, 6-7), Mather (10, 6-4), Sappelt (2, 0-2), Jackson (1, 0-1), Castro (1, 0-1), Valbuena (1, 1-0)
2 — Castro (53, 26-27), Barney (49, 15-34), Campana (20, 9-11), Valbuena (16, 5-11), Vitters (10, 4-6), Sappelt (3, 0-3), Johnson (3, 0-3), Mather (3, 1-2), Jackson (2, 0-2), Baker (1, 0-1), DeWitt (1, 0-1), Cardenas (1, 1-0)
3 — Rizzo (82, 33-49), Castro (56, 19-37), DeJesus (11, 4-7), Mather (7, 3-4), LaHair (4, 2-2), Soriano (1, 0-1), Valbuena (1, 0-1)
4 — Soriano (120, 44-76), LaHair (35, 14-21), Baker (3, 1-2), Rizzo (3, 1-2), Castro (1, 1-0)
5 — Castro (50, 14-36), LaHair (36, 16-20), Soriano (28, 9-19), Baker (22, 11-11), Stewart (14, 6-8), Clevenger (4, 2-2), Mather (2, 0-2), Soto (2, 1-1), Castillo (1, 1-0), Johnson (1, 0-1), Valbuena (1, 0-1), Sappelt (1, 1-0)
6 — Clevenger (31, 13-18), Stewart (28, 9-19), Castillo (28, 6-22), Soto (23, 15-8), Valbuena (15, 5-10), Mather (10, 3-7), LaHair (8, 3-5), Baker (7, 0-7), Barney (4, 2-2), Vitters (4, 3-1), Johnson (3, 2-1), Cardenas (1, 0-1)
7 — Barney (53, 28-25), Jackson (32, 12-20), Soto (15, 3-12), Castillo (13, 1-12), Vitters (8, 1-7), Mather (7, 4-3), Valbuena (5, 2-3), Clevenger (6, 1-5), Sappelt (5, 3-2), Johnson (4, 1-3), Cardenas (3, 1-2), Byrd (3, 1-2), DeWitt (3, 2-1), LaHair (3, 0-3), Stewart (1, 0-1), Baker (1, 1-0)
8 — Barney (41, 11-30), Valbuena (35, 18-17), Clevenger (11, 5-6), Soto (11, 7-4), Mather (11, 3-8), Byrd (10, 1-9), Hill (9, 1-8), Sappelt (5, 2-3), Cardenas (4, 1-3), Stewart (4, 3-1), Castillo (4, 2-2), Recker (4, 4-0), Lalli (3, 1-2), Johnson (2, 1-1), Vitters (2, 0-2), Jackson (3, 0-3), DeWitt (1, 0-1), Campana (1, 0-1), Samardzija (1, 1-0)
9 — Samardzija (26, 13-13), Wood (24, 8-16), Volstad (21, 6-15), Maholm (20, 11-9), Garza (17, 5-12), Dempster (15, 6-9), Germano (12, 2-10), Rusin (7, 3-4), Raley (5, 2-3), Berken (4, 0-4), Campana (4, 3-1), Wells (3, 1-2), Stewart (2, 0-2), Coleman (1, 0-1), Hill (1, 1-0)
C — Soto (51, 26-25), Clevenger (49, 19-30), Castillo (46, 10-36), Hill (10, 2-8), Lalli (3, 1-2), Recker (3, 3-0)
1B — Rizzo (85, 34-51), LaHair (53, 20-33), Baker (20, 4-16), Clevenger (3, 2-1), Recker (1, 1-0)
2B — Barney (146, 55-91), Cardenas (7, 2-5), DeWitt (4, 1-3), Baker (3, 2-1), Valbuena (2, 1-1)
3B — Valbuena (72, 30-42), Stewart (49, 18-31), Vitters (24, 8-16), Mather (16, 5-11), Cardenas (1, 0-1)
SS — Castro (161, 60-101), Barney (1, 1-0)
LF — Soriano (143, 50-93), Campana (5, 3-2), Johnson (4, 2-2), Mather (4, 3-1), DeJesus (3, 1-2), LaHair (1, 0-1), Cardenas (1, 1-0), DeWitt (1, 1-0)
CF — DeJesus (36, 13-23), Jackson (38, 12-26), Campana (33, 15-18), Mather (26, 10-16), Johnson (16, 9-7), Byrd (13, 2-11)
RF — DeJesus (86, 29-57), LaHair (32, 15-17), Sappelt (16, 6-10), Johnson (13, 2-11), Baker (11, 7-4), Mather (4, 2-2)
P — Samardzija (28, 14-14), Wood (26, 9-17), Volstad (21, 6-15), Maholm (20, 11-9), Garza (18, 6-12), Dempster (16, 7-9), Germano (12, 2-10), Rusin (7, 3-4), Raley (5, 2-3), Wells (4, 1-3), Berken (4, 0-4), Coleman (1, 0-1)
DH — Soriano (6, 3-3)

CUBS 2012 BATTING/PITCHING LEADERS

Batting Average: Anthony Rizzo	285	On-Base Percentage: David DeJesus	350
Games: Starlin Castro	162	Pinch-Hits: Bryan LaHair	10
At-Bats: Starlin Castro	646	Pinch-Hit Homers: Six Players With	1
Runs Scored: Starlin Castro	78	Pinch-Hit RBI: Bryan LaHair & David DeJesus	6
Hits: Starlin Castro	183	Victories: Paul Maholm & Jeff Samardzija	9
Total Bases: Alfonso Soriano	280	ERA (starter — league qualifier): Jeff Samardzija	3.81
Extra-Base Hits: Alfonso Soriano	67	ERA (reliever): James Russell	3.25
Singles: Starlin Castro	128	Games: Shawn Camp	80
Doubles: Alfonso Soriano	33	Games Started: Jeff Samardzija	28
Triples: Starlin Castro	12	Complete Games: Jeff Samardzija	1
Home Runs: Alfonso Soriano	32	Games Finished: Carlos Marmol	47
Runs Batted In: Alfonso Soriano	108	Saves: Carlos Marmol	20
Sacrifice Hits: Tony Campana & Jeff Samardzija	7	Holds: Shawn Camp	18
Sacrifice Flies: Starlin Castro	5	Innings Pitched (starter): Jeff Samardzija	174.2
Walks: David DeJesus	61	Innings Pitched (reliever): Shawn Camp	77.2
Strikeouts: Alfonso Soriano	153	Strikeouts: Jeff Samardzija	180
Stolen Bases: Tony Campana	30	Winning Percentage*: Paul Maholm600 (9-6)
Slugging Percentage: Alfonso Soriano499		*Minimum 10 Decisions

WRIGLEY FIELD 2012 WIND TRENDS

	BLOWING IN (N, E, NE)	BLOWING OUT (S, W, SW)	CROSSWIND (SE, NW)	OVERALL
GAMES	45	18	18	81
CUBS RECORD	21-24	9-9	8-10	38-43
CUBS RUNS	168	99	65	332
OPPONENTS RUNS	188	104	70	362
TOTAL RUNS SCORED	356	203	135	694
AVG/GAME	7.9	11.3	7.5	8.6
CUBS HOMERS	29	21	15	65
OPPONENTS HOMERS	45	29	14	88

Cubs Pitching Statistics

PITCHERS	W-L	ERA	G	GS	CG	GF	SHO	SV	IP	H	R	ER	HR	HB	BB	IBB	SO	WP	BK	AVG
Asencio,J	0-0	3.07	12	0	0	4	0	0	14.2	12	6	5	1	0	11	1	8	0	0	.214
Beliveau,J	1-0	4.58	22	0	0	4	0	0	17.2	21	9	9	5	1	12	1	17	1	1	.292
Berken,J	0-3	4.82	4	4	0	0	0	0	18.2	23	14	10	3	1	6	0	11	1	0	.303
Bowden,M	0-0	2.95	30	0	0	11	0	0	36.2	30	12	12	4	1	16	1	29	1	0	.227
Cabrera,A	1-1	5.40	25	0	0	6	0	0	21.2	16	15	13	1	1	18	1	27	5	0	.205
Camp,S	3-6	3.59	80	0	0	21	0	2	77.2	79	32	31	7	0	21	4	54	1	0	.261
Castillo,L	0-1	7.88	13	0	0	2	0	0	16.0	24	16	14	2	3	12	0	13	2	0	.343
Chapman,J	0-1	3.75	14	0	0	5	0	0	12.0	8	5	5	0	0	10	2	12	0	0	.200
Coleman,C	0-2	7.40	17	1	0	5	0	0	24.1	37	20	20	5	0	12	0	16	1	0	.349
Corpas,M	0-2	5.01	48	0	0	11	0	0	46.2	50	27	26	7	5	16	3	28	1	0	.273
Dempster,R	5-5	2.25	16	16	0	0	0	0	104.0	81	28	26	9	1	27	0	83	0	1	.210
Dolis,R	2-4	6.39	34	0	0	15	0	4	38.0	40	29	27	5	3	23	1	24	1	0	.278
Garza,M	5-7	3.91	18	18	0	0	0	0	103.2	90	48	45	15	4	32	0	96	1	0	.236
Germano,J	2-10	6.75	13	12	0	0	0	0	64.0	81	52	48	7	7	19	2	45	4	0	.309
Hinshaw,A	0-0	135.00	2	0	0	0	0	0	0.1	4	5	5	3	0	1	0	0	0	0	.800
Lopez,R	0-1	5.68	4	0	0	2	0	0	6.1	8	6	4	0	1	5	0	2	0	0	.320
Maholm,P	9-6	3.74	21	20	0	0	0	0	120.1	115	51	50	12	10	34	2	81	4	0	.256
Maine,S	1-1	4.79	21	0	0	5	0	0	20.2	17	11	11	2	4	12	0	26	2	0	.230
Marmol,C	3-3	3.42	61	0	0	47	0	20	55.1	40	24	21	4	2	45	0	72	2	0	.200
Mather,J	0-0	0.00	1	0	0	1	0	0	0.1	1	0	0	0	0	0	0	0	0	0	.500
Parker,B	0-0	6.00	7	0	0	0	0	0	6.0	10	7	4	3	0	5	1	6	0	0	.370
Raley,B	1-2	8.14	5	5	0	0	0	0	24.1	33	23	22	7	0	11	0	16	0	0	.317
Rusin,C	2-3	6.37	7	7	0	0	0	0	29.2	38	22	21	4	3	11	0	21	0	0	.314
Russell,J	7-1	3.25	77	0	0	19	0	2	69.1	67	28	25	5	1	23	7	55	1	1	.255
Samardzija,J	9-13	3.81	28	28	1	0	0	0	174.2	157	79	74	20	4	56	2	180	10	0	.240
Socolovich,M	0-0	4.50	6	0	0	1	0	0	6.0	4	3	3	1	0	3	0	6	0	0	.182
Volstad,C	3-12	6.31	21	21	0	0	0	0	111.1	137	81	78	16	3	43	4	61	2	1	.306
Wells,R	1-2	5.34	12	4	0	2	0	0	28.2	35	18	17	1	2	24	1	14	1	0	.313
Wood,K	0-2	8.31	10	0	0	0	0	0	8.2	8	8	8	1	0	11	0	6	1	0	.267
Wood,T	6-13	4.27	26	26	0	0	0	0	156.0	133	80	74	25	8	54	3	119	2	1	.232
CHICAGO	61-101	4.51	162	162	1	161	9	28	1413.2	1399	759	708	175	65	573	36	1128	44	5	.259
OPPONENTS	101-61	3.43	162	162	4	158	16	52	1436.2	1297	613	547	137	43	447	29	1235	61	3	.240

Cubs Starters and Relievers

STARTERS	W-L	ERA	GS	CG	SHO	IP	H	R	ER	HR	BB	SO
Berken,J	0-3	4.82	4	0	0	18.2	23	14	10	3	6	11
Coleman,C	0-1	7.71	1	0	0	4.2	7	4	4	1	4	5
Dempster,R	5-5	2.25	16	0	0	104.0	81	28	26	9	27	83
Garza,M	5-7	3.91	18	0	0	103.2	90	48	45	15	32	96
Germano,J	2-9	6.93	12	0	0	61.0	76	51	47	7	19	44
Maholm,P	9-6	3.77	20	0	0	119.1	113	51	50	12	34	81
Raley,B	1-2	8.14	5	0	0	24.1	33	23	22	7	11	16
Rusin,C	2-3	6.37	7	0	0	29.2	38	22	21	4	11	21
Samardzija,J	9-13	3.81	28	1	0	174.2	157	79	74	20	56	180
Volstad,C	3-12	6.31	21	0	0	111.1	137	81	78	16	43	61
Wells,R	0-2	7.04	4	0	0	15.1	20	12	12	0	17	8
Wood,T	6-13	4.27	26	0	0	156.0	133	80	74	25	54	119
TOTALS	42-76	4.52	162	1	0	922.2	908	493	463	119	314	725

RELIEVERS	W-L	ERA	G/1BR	GF	SV/OPP/H	IP	H	R	ER	HR	BB	SO	IR/IRS
Asencio,J	0-0	3.07	12/8	4	0/0/0	14.2	12	6	5	1	11	8	11/3
Beliveau,J	1-0	4.58	22/13	4	0/0/1	17.2	21	9	9	5	12	17	13/6
Bowden,M	0-0	2.95	30/24	11	0/1/2	36.2	30	12	12	4	16	29	23/11
Cabrera,A	1-1	5.40	25/15	6	0/0/1	21.2	16	15	13	1	18	27	10/3
Camp,S	3-6	3.59	80/57	21	2/6/18	77.2	79	32	31	7	21	54	22/7
Castillo,L	0-1	7.88	13/9	2	0/0/0	16.0	24	16	14	2	12	13	4/2
Chapman,J	0-1	3.75	14/10	5	0/0/5	12.0	8	5	5	0	10	12	5/1
Coleman,C	0-1	7.32	16/11	5	0/1/0	19.2	30	16	16	4	8	11	5/3
Corpas,M	0-2	5.01	48/30	11	0/3/6	46.2	50	27	26	7	16	28	23/9
Dolis,R	2-4	6.39	34/18	15	4/6/3	38.0	40	29	27	5	23	24	14/7
Germano,J	0-1	3.00	1/1	0	0/0/0	3.0	5	1	1	0	0	1	0/0
Hinshaw,A	0-0	135.00	2/1	0	0/0/0	0.1	4	5	5	3	1	0	2/1
Lopez,R	0-1	5.68	4/1	2	0/0/0	6.1	8	6	4	0	5	2	0/0
Maholm,P	0-0	0.00	1/0	0	0/0/0	1.0	2	0	0	0	0	0	0/0
Maine,S	1-1	4.79	21/14	5	0/1/1	20.2	17	11	11	2	12	26	15/5
Marmol,C	3-3	3.42	61/33	47	20/23/2	55.1	40	24	21	4	45	72	5/3
Mather,J	0-0	0.00	1/0	1	0/0/0	0.1	1	0	0	0	0	0	2/1
Parker,B	0-0	6.00	7/5	0	0/0/0	6.0	10	7	4	3	5	6	4/0
Russell,J	7-1	3.25	77/54	19	2/5/13	69.1	67	28	25	5	23	55	29/9
Socolovich,M	0-0	4.50	6/4	1	0/0/1	6.0	4	3	3	1	3	6	0/0
Wells,R	1-0	3.38	8/3	2	0/1/0	13.1	15	6	5	1	7	6	4/1
Wood,K	0-2	8.31	10/5	0	0/2/3	8.2	8	8	8	1	11	6	3/1
TOTALS	19-25	4.49	493/316	161	28/49/56	491.0	491	266	245	56	259	403	194/73
			64.1%		57.1%								37.6%

Cubs Fielding Statistics

PITCHERS	PCT	G	GS	PO	A	E	TC	DP	TP
Asencio,J	.000	12	0	0	0	0	0	0	0
Beliveau,J	1.000	22	0	0	4	0	4	0	0
Berken,J	1.000	4	4	1	5	0	6	0	0
Bowden,M	1.000	30	0	0	4	0	4	0	0
Cabrera,A	.750	25	0	2	1	1	4	0	0
Camp,S	.875	80	0	4	10	2	16	0	0
Castillo,L	1.000	13	0	1	1	0	2	0	0
Chapman,J	1.000	14	0	0	2	0	2	0	0
Coleman,C	1.000	17	1	3	2	0	5	0	0
Corpas,M	1.000	48	0	4	3	0	7	1	0
Dempster,R	.955	16	16	5	16	1	22	0	0
Dolis,R	.800	34	0	0	4	1	5	1	0
Garza,M	.842	18	18	4	12	3	19	0	0
Germano,J	1.000	13	12	5	13	0	18	2	0
Hinshaw,A	.000	2	0	0	0	0	0	0	0
Lopez,R	1.000	4	0	1	0	0	1	0	0
Maholm,P	.944	21	20	4	13	1	18	1	0
Maine,S	1.000	21	0	0	1	0	1	0	0
Marmol,C	.909	61	0	5	5	1	11	4	0
Mather,J	.000	1	0	0	0	0	0	0	0
Parker,B	.000	7	0	0	0	1	1	0	0
Raley,B	1.000	5	5	1	3	0	4	0	0
Rusin,C	1.000	7	7	1	6	0	7	0	0
Russell,J	1.000	77	0	1	9	0	10	0	0
Samardzija,J	.950	28	28	13	25	2	40	1	0
Socolovich,M	1.000	6	0	0	1	0	1	0	0
Volstad,C	.962	21	21	4	21	1	26	2	0
Wells,R	1.000	12	4	2	7	0	9	0	0
Wood,K	1.000	10	0	1	1	0	2	0	0
Wood,T	.941	26	26	10	22	2	34	1	0

Pickoffs (5): Camp (1), Garza (1), Maholm (1), Volstad (1), K. Wood (1)

CATCHERS	PCT	G	GS	PO	A	E	TC	DP	TP	PB
Castillo,W	.981	49	46	345	24	7	376	2	0	4
Clevenger,S	.988	51	49	319	18	4	341	0	0	4
Hill,K	.988	11	10	71	8	1	80	0	0	0
Lalli,B	1.000	4	3	20	0	0	20	0	0	0
Recker,A	.969	5	3	27	4	1	32	1	0	0
Soto,G	.982	52	51	356	25	7	388	2	0	1

Caught Stealing: Castillo (7 of 40), Clevenger (6 of 51), Hill (2 of 8), Lalli (0 of 4), Recker (2 of 2), Soto (9 of 46)

FIRST BASEMEN	PCT	G	GS	PO	A	E	TC	DP	TP
Baker,J	.987	20	20	143	7	2	152	11	0
Castillo,W	.000	1	0	0	0	0	0	0	0
Clevenger,S	1.000	9	3	31	3	0	34	3	0
Lahair,B	.994	58	53	445	18	3	466	44	0
Lalli,B	1.000	2	0	4	0	0	4	1	0
Mather,J	1.000	2	0	3	1	0	4	0	0
Recker,A	1.000	1	1	7	0	0	7	2	0
Rizzo,A	.995	85	85	685	46	4	735	76	0

SECOND BASEMEN	PCT	G	GS	PO	A	E	TC	DP	TP
Baker,J	1.000	8	3	6	11	0	17	3	0
Barney,D	.997	155	146	311	418	2	731	96	0
Cardenas,A	1.000	12	7	16	15	0	31	2	0
Dewitt,B	1.000	4	4	12	8	0	20	2	0
Valbuena,L	1.000	5	2	2	4	0	6	1	0

THIRD BASEMEN	PCT	G	GS	PO	A	E	TC	DP	TP
Cardenas,A	.500	1	1	1	1	2	4	0	0
Clevenger,S	.000	1	0	0	0	0	0	0	0
Mather,J	.870	18	16	2	18	3	23	3	0
Stewart,J	.955	52	49	21	86	5	112	4	0
Valbuena,L	.963	82	72	45	137	7	189	18	0
Vitters,J	.926	29	24	9	41	4	54	4	0

SHORTSTOP	PCT	G	GS	PO	A	E	TC	DP	TP
Barney,D	.923	3	1	4	8	1	13	2	0
Castro,S	.964	162	161	266	465	27	758	97	0

OUTFIELDERS	PCT	G	GS	PO	A	E	TC	DP	TP
Baker,J	1.000	15	11	20	0	0	20	0	0
Byrd,M	.972	13	13	35	0	1	36	0	0
Campana,T	1.000	69	38	91	1	0	92	0	0
Cardenas,A	1.000	3	1	1	0	0	1	0	0
Dewitt,B	1.000	1	1	1	0	0	1	0	0
DeJesus,D	.993	143	125	262	8	2	272	1	0
Jackson,B	.979	39	38	94	0	2	96	0	0
Johnson,R	.987	53	33	74	3	1	78	1	0
Lahair,B	.967	36	33	59	0	2	61	0	0
Mather,J	1.000	56	34	91	0	0	91	0	0
Sappelt,D	1.000	21	16	37	2	0	39	1	0
Soriano,A	.996	145	143	253	12	1	266	6	0

MAJOR LEAGUE STANDINGS

N.L. CENTRAL	W-L	PCT	GB	N.L. EAST	W-L	PCT	GB	N.L. WEST	W-L	PCT	GB
Cincinnati	97-65	.599	—	Washington	98-64	.605	—	San Francisco	94-68	.580	—
St. Louis	88-74	.543	-9.0	Atlanta	94-68	.580	-4.0	Los Angeles	86-76	.531	-8.0
Milwaukee	83-79	.512	-14.0	Philadelphia	81-81	.500	-17.0	Arizona	81-81	.500	-13.0
Pittsburgh	79-83	.488	-18.0	New York	74-88	.457	-24.0	San Diego	76-86	.469	-18.0
CUBS	61-101	.377	-36.0	Miami	69-93	.426	-29.0	Colorado	64-98	.395	-30.0
Houston	55-107	.340	-42.0								
A.L. CENTRAL	W-L	PCT	GB	A.L. EAST	W-L	PCT	GB	A.L. WEST	W-L	PCT	GB
Detroit	88-74	.543	—	New York	95-67	.586	—	Oakland	94-68	.580	—
Chicago	85-77	.525	-3.0	Baltimore	93-69	.574	-2.0	Texas	93-69	.574	-1.0
Kansas City	72-90	.444	-16.0	Tampa Bay	90-72	.556	-5.0	Los Angeles	89-73	.549	-5.0
Cleveland	68-94	.420	-20.0	Toronto	73-89	.451	-22.0	Seattle	75-87	.463	-19.0
Minnesota	66-96	.407	-22.0	Boston	69-93	.426	-26.0				

National League Batting/Pitching/Fielding

CLUBS	AVG	G	AB	R	H	TB	2B	3B	HR	RBI	SH	SF	HP	BB	IBB	SO	SB	CS	GDP	LOB	SLG	OBP
COLORADO	.274	162	5577	758	1526	2434	306	52	166	716	74	39	36	450	34	1213	100	40	132	1111	.436	.330
ST. LOUIS	.271	162	5622	765	1526	2367	290	37	159	732	69	49	53	533	45	1192	91	37	135	1198	.421	.338
SAN FRANCISCO	.269	162	5558	718	1495	2205	287	57	103	675	69	61	29	483	44	1097	118	39	114	1171	.397	.327
WASHINGTON	.261	162	5615	731	1468	2401	301	25	194	688	50	36	41	479	43	1325	105	35	110	1127	.428	.322
MILWAUKEE	.259	162	5557	776	1442	2426	300	39	202	741	76	35	90	466	35	1240	158	39	111	1104	.437	.325
ARIZONA	.259	162	5462	734	1416	2284	307	33	165	710	61	45	41	539	47	1269	93	51	108	1122	.418	.328
PHILADELPHIA	.255	162	5544	684	1414	2215	271	28	158	659	72	39	63	454	41	1094	116	23	114	1135	.400	.317
LOS ANGELES	.252	162	5438	637	1369	2032	269	23	116	607	82	38	52	481	49	1156	104	44	139	1112	.374	.317
CINCINNATI	.251	162	5477	669	1377	2249	296	30	172	636	73	37	47	481	54	1266	87	27	100	1135	.411	.315
NEW YORK	.249	162	5450	650	1357	2102	286	21	139	625	64	30	42	503	43	1250	79	38	118	1118	.386	.316
ATLANTA	.247	162	5425	700	1341	2111	263	30	149	660	53	46	34	567	37	1289	101	32	108	1127	.389	.320
SAN DIEGO	.247	162	5422	651	1339	2060	272	43	121	610	63	34	54	539	36	1238	155	46	100	1146	.380	.319
MIAMI	.244	162	5437	609	1327	2077	261	39	137	576	60	40	35	484	46	1228	149	41	114	1092	.382	.308
PITTSBURGH	.243	162	5412	651	1313	2138	241	37	170	620	62	45	51	444	32	1354	73	52	98	1049	.395	.304
CHICAGO	.240	162	5411	613	1297	2045	265	36	137	570	42	24	43	447	29	1235	94	45	125	1044	.378	.302
SAN DIEGO	.237	162	5417	593	1284	1888	247	42	91	563	55	47	48	501	42	1320	170	44	105	1103	.349	.305
TOTALS	.254		87814		22283		4453		2434		1024		769		634	19808		1728	1840		.400	
		1296		10929		35154		558		10370		628		7813		634		635		17881		.318

CLUBS	W-L	ERA	G	CG	SHO	REL	SV	IP	H	R	ER	HR	HB	BB	IBB	SO	WP	BK	AVG
WASHINGTON	98-64	3.33	162	3	9	482	51	1468.1	1296	594	543	129	47	497	32	1325	62	4	.237
LOS ANGELES	86-76	3.34	162	2	10	506	40	1449.2	1277	597	538	122	45	539	62	1276	46	2	.238
CINCINNATI	97-65	3.34	162	9	12	425	56	1453.0	1356	588	540	152	51	427	33	1248	34	7	.247
ATLANTA	94-68	3.42	162	5	16	460	47	1445.1	1310	600	549	145	41	464	40	1232	54	3	.243
SAN FRANCISCO	94-68	3.68	162	5	14	526	53	1451.0	1361	649	593	142	51	489	42	1237	54	4	.248
ST. LOUIS	88-74	3.71	162	4	10	506	42	1462.2	1420	648	603	134	50	436	28	1218	46	4	.255
PHILADELPHIA	81-81	3.83	162	5	11	440	42	1451.1	1387	680	618	178	44	409	33	1385	30	3	.251
PITTSBURGH	79-83	3.86	162	2	10	483	45	1433.1	1357	674	615	153	45	490	30	1192	45	3	.249
ARIZONA	81-81	3.93	162	4	9	461	39	1433.2	1432	688	626	155	51	417	18	1200	52	10	.261
SAN DIEGO	76-86	4.01	162	4	11	529	43	1434.2	1356	710	640	162	48	539	48	1205	49	8	.248
NEW YORK	74-88	4.09	162	7	13	505	36	1434.0	1368	709	651	161	40	488	29	1240	40	3	.251
MIAMI	69-93	4.09	162	5	7	483	38	1440.2	1448	724	655	133	55	495	61	1113	36	4	.263
MILWAUKEE	83-79	4.22	162	0	9	512	44	1453.2	1458	733	682	169	31	525	20	1402	57	5	.261
CHICAGO	61-101	4.51	162	1	9	493	28	1413.2	1399	759	708	175	65	573	36	1128	44	5	.259
HOUSTON	55-107	4.56	162	3	11	541	31	1423.1	1493	794	721	173	48	540	40	1170	75	6	.270
COLORADO	64-98	5.22	162	0	7	575	36	1422.0	1637	890	824	198	47	566	61	1144	94	6	.290
TOTALS	1280-1312	3.94	1296	59	168	7927	671	23070.1	22355	11037	10106	2481	759	7894	613	19715	818	77	.254

CLUBS	PCT	G	PO	A	E	TC	DP	TP	PB
ATLANTA	.986	162	4336	1654	86	6076	147	0	10
CINCINNATI	.985	162	4359	1602	89	6050	113	0	7
ARIZONA	.985	162	4301	1676	90	6067	146	0	9
WASHINGTON	.985	162	4405	1632	94	6131	134	0	15
LOS ANGELES	.984	162	4349	1669	98	6116	138	1	11
MILWAUKEE	.983	162	4361	1532	99	5992	133	0	5
PHILADELPHIA	.983	162	4354	1560	101	6015	118	0	9
MIAMI	.983	162	4322	1649	103	6074	154	0	14
NEW YORK	.983	162	4302	1502	101	5905	135	0	32
ST. LOUIS	.983	162	4388	1754	107	6249	149	0	9
CHICAGO	.982	162	4241	1583	105	5929	148	0	9
PITTSBURGH	.982	162	4300	1656	112	6068	126	0	9
SAN FRANCISCO	.981	162	4353	1639	115	6107	134	0	5
HOUSTON	.981	162	4270	1729	118	6117	132	0	13
SAN DIEGO	.980	162	4304	1655	121	6080	97	0	18
COLORADO	.980	162	4266	1718	122	6106	139	0	22
TOTALS	.983	1296	69211	26210	1661	97082	2143	1	197

National League Batting Rankings

CLUBS	AVG	G	AB	R	H	TB	2B	3B	HR	RBI	SH	SF	HP	BB	IBB	SO	SB	CS	GDP	LOB	SLG	OBP
ARIZONA	6	1	8	4	6	5	1	9	6	4	11	4	11	2	3	11	12	15	4	9	5	3
ATLANTA	11	1	12	7	11	10	13	10	9	7	14	3	15	1	10	13	9	3	4	10	10	7
CHICAGO	15	1	15	14	15	14	12	8	12	15	16	16	9	15	15	7	11	12	13	1	14	16
CINCINNATI	9	1	7	9	8	6	5	10	3	9	4	10	8	8	1	11	14	2	2	12	6	12
COLORADO	1	1	3	3	1	1	2	2	5	3	3	7	13	14	13	5	10	9	14	6	2	2
HOUSTON	16	1	16	16	16	16	16	12	10	16	13	14	3	12	16	16	6	13	8	3	16	15
LOS ANGELES	8	1	10	13	9	15	11	15	15	13	1	9	6	8	2	3	8	11	16	7	15	10
MIAMI	13	1	11	15	13	12	14	4	12	14	12	6	14	6	4	6	3	10	8	4	12	13
MILWAUKEE	5	1	5	1	5	2	4	4	1	1	2	12	1	11	12	9	1	7	7	5	1	5
NEW YORK	10	1	9	12	10	11	8	16	11	10	8	14	10	5	7	10	15	6	12	8	11	11
PHILADELPHIA	7	1	6	8	7	7	10	12	8	8	5	7	2	13	9	1	5	1	8	12	7	9
PITTSBURGH	14	1	14	10	14	9	15	6	4	11	10	4	7	16	14	15	16	16	1	2	9	14
SAN DIEGO	12	1	13	10	12	13	9	3	14	12	9	13	4	2	11	8	2	13	2	14	13	8
SAN FRANCISCO	3	1	4	6	3	8	7	1	16	6	6	1	16	7	6	2	4	7	8	15	8	4
ST. LOUIS	2	1	1	2	1	4	6	6	7	2	6	2	5	4	5	4	13	5	15	16	4	1
WASHINGTON	4	1	2	5	4	3	3	14	2	5	15	11	11	10	7	14	6	4	6	10	3	6

National League Pitching Rankings

CLUBS	W	L	ERA	G	CG	SHO	REL	SV	IP	H	R	ER	HR	HB	BB	IBB	SO	WP	BK
ARIZONA	8	8	9	1	7	11	13	11	12	12	9	9	9	12	2	1	11	10	16
ATLANTA	3	13	4	1	3	1	14	4	8	3	4	4	6	3	5	10	8	11	2
CHICAGO	15	2	14	1	14	11	9	16	16	10	14	14	14	16	16	9	15	5	10
CINCINNATI	2	15	3	1	1	4	16	1	4	4	1	2	7	12	3	7	5	2	14
COLORADO	14	3	16	1	15	15	1	13	15	16	16	16	16	7	15	14	14	16	12
HOUSTON	16	1	15	1	10	5	2	15	14	15	15	15	13	9	14	10	13	15	12
LOS ANGELES	6	11	2	1	12	8	6	10	7	1	3	1	1	5	12	16	4	7	1
MIAMI	13	4	12	1	3	15	10	12	9	13	12	12	3	15	9	14	16	3	6
MILWAUKEE	7	10	13	1	15	11	5	6	3	14	13	13	12	1	11	2	1	13	10
NEW YORK	12	5	11	1	2	3	8	13	11	8	10	11	10	2	6	4	6	4	2
PHILADELPHIA	8	8	7	1	3	5	15	8	5	9	8	8	15	4	1	7	2	1	2
PITTSBURGH	10	7	8	1	12	8	10	5	13	6	7	7	8	5	8	5	12	6	2
SAN DIEGO	11	6	10	1	7	5	3	7	10	4	11	10	11	9	12	13	10	9	15
SAN FRANCISCO	3	13	5	1	3	2	4	2	6	7	6	5	5	12	7	12	7	11	6
ST. LOUIS	5	12	6	1	7	8	6	8	2	11	5	6	4	11	4	3	9	7	6
WASHINGTON	1	16	1	1	10	11	12	3	1	2	2	3	2	7	10	6	3	14	6

National League Miscellaneous

CLUBS	VS. LHS	VS. RHS	GRASS	TURF	DAY	NIGHT	1-RUN	X-INN	VS. AL	TWINBILLS	HOME	ROAD
ARIZONA	32-31	49-50	81-81	0-0	24-24	57-57	15-27	3-4	9-6	0-0-0	2,177,617	2,615,678
ATLANTA	30-31	64-37	92-67	2-1	28-18	66-50	25-13	7-4	8-10	0-0-0	2,420,171	2,586,832
CHICAGO	18-26	43-75	61-101	0-0	35-46	26-55	15-27	4-6	5-10	0-0-0	2,882,756	2,631,341
CINCINNATI	32-18	65-47	97-65	0-0	39-17	58-48	31-21	7-7	7-8	0-0-0	2,347,251	2,493,514
COLORADO	15-35	49-63	64-98	0-0	16-37	48-61	18-23	5-2	2-13	0-0-1	2,630,458	2,584,080
HOUSTON	15-27	40-80	55-107	0-0	15-32	40-75	17-27	1-11	6-9	0-0-0	1,607,733	2,520,644
LOS ANGELES	36-26	50-50	86-76	0-0	28-19	58-57	29-27	8-7	6-9	0-0-1	3,324,246	2,611,207
MIAMI	24-29	45-64	68-91	1-2	22-32	47-61	26-26	12-5	5-13	0-0-1	2,219,444	2,478,929
MILWAUKEE	26-21	57-58	83-79	0-0	25-35	58-44	24-32	7-11	6-9	0-0-0	2,831,385	2,476,986
NEW YORK	21-38	53-50	70-86	4-2	33-26	41-62	20-22	3-7	8-7	0-0-0	2,242,803	2,731,369
PHILADELPHIA	23-30	58-51	81-78	0-3	23-28	58-53	25-27	7-10	5-10	0-0-0	3,565,718	2,571,744
PITTSBURGH	22-19	57-64	79-83	0-0	29-26	50-57	28-29	4-2	10-8	0-0-1	2,091,918	2,535,930
SAN DIEGO	24-31	52-55	76-86	0-0	26-26	50-60	26-21	4-6	8-7	0-0-0	2,123,721	2,545,222
SAN FRANCISCO	40-19	54-49	94-68	0-0	32-32	62-36	30-20	8-5	7-8	1-0-0	3,377,371	2,631,177
ST. LOUIS	31-17	57-57	88-74	0-0	33-24	55-50	21-26	6-12	8-7	0-0-0	3,262,109	2,546,394
WASHINGTON	29-19	69-45	95-64	3-0	30-23	68-41	27-21	13-7	10-8	0-0-2	2,370,794	2,682,467

American League Batting/Pitching/Fielding

CLUBS	AVG	G	AB	R	H	TB	2B	3B	HR	RBI	SH	SF	HP	BB	IBB	SO	SB	CS	GDP	LOB	SLG	OBP
LOS ANGELES	.274	162	5536	767	1518	2396	273	22	187	732	47	41	47	449	29	1113	134	33	138	1079	.433	.332
TEXAS	.273	162	5590	808	1526	2493	303	32	200	780	36	53	57	478	44	1103	91	44	121	1113	.446	.334
DETROIT	.268	162	5476	726	1467	2313	279	39	163	698	36	39	57	511	46	1103	59	23	156	1121	.422	.335
KANSAS CITY	.265	162	5636	676	1492	2254	295	37	131	643	26	41	42	404	35	1032	132	38	130	1087	.400	.317
NEW YORK	.265	162	5524	804	1462	2503	280	13	245	774	31	49	62	565	31	1176	93	27	136	1135	.453	.337
BOSTON	.260	162	5604	734	1459	2325	339	16	165	695	34	55	45	428	27	1197	97	31	105	1076	.415	.315
MINNESOTA	.260	162	5562	701	1448	2171	270	30	131	667	33	56	53	505	28	1069	135	37	149	1144	.390	.325
CHICAGO	.255	162	5518	748	1409	2328	228	29	211	726	31	36	65	461	24	1203	109	43	112	1040	.422	.318
CLEVELAND	.251	162	5525	667	1385	2107	266	24	136	635	17	39	59	555	28	1087	110	44	141	1162	.381	.324
BALTIMORE	.247	162	5560	712	1375	2319	270	16	214	677	38	30	50	480	24	1315	58	29	152	1027	.417	.311
TORONTO	.245	162	5487	716	1346	2231	247	22	198	677	33	45	55	473	29	1251	123	41	109	1026	.407	.309
TAMPA BAY	.240	162	5398	697	1293	2128	250	30	175	665	34	42	58	571	26	1323	134	44	133	1058	.394	.317
OAKLAND	.238	162	5527	713	1315	2231	267	32	195	676	27	34	45	550	29	1387	122	32	97	1095	.404	.310
SEATTLE	.234	162	5494	619	1285	2027	241	27	149	584	32	35	30	466	21	1259	104	35	95	1052	.369	.296
TOTALS	.255	1134	77437	10088	19780	31826	3808	369	2500	9629	455	595	725	6896	421	16618	1501	501	1774	15215	.411	.320

CLUBS	W-L	ERA	G	CG	SHO	REL	SV	IP	H	R	ER	HR	HB	BB	IBB	SO	WP	BK	AVG
TAMPA BAY	90-72	3.19	162	7	15	471	50	1459.2	1233	577	518	139	54	469	35	1383	59	4	.228
OAKLAND	94-68	3.48	162	1	13	462	47	1470	1360	614	569	147	46	462	34	1136	40	5	.245
DETROIT	88-74	3.75	162	9	8	420	40	1430.2	1409	670	596	151	42	438	35	1318	46	6	.256
SEATTLE	75-87	3.76	162	8	11	451	43	1456.2	1359	651	608	166	49	449	39	1166	61	5	.248
NEW YORK	95-67	3.85	162	6	9	485	51	1445.1	1401	668	618	190	49	431	32	1318	53	9	.253
BALTIMORE	93-69	3.90	162	1	10	492	55	1483	1433	705	642	184	53	481	36	1177	34	6	.252
TEXAS	93-69	3.99	162	7	10	428	43	1442	1378	707	639	175	41	446	15	1286	53	8	.250
LOS ANGELES	89-73	4.02	162	6	16	444	38	1433.1	1339	699	640	186	40	483	20	1157	38	2	.246
CHICAGO	85-77	4.02	162	6	11	466	37	1445.2	1365	676	646	186	68	503	29	1246	66	9	.250
KANSAS CITY	72-90	4.30	162	2	12	500	44	1451.1	1504	746	693	163	60	542	44	1177	49	8	.270
TORONTO	73-89	4.64	162	5	11	495	29	1443.2	1439	784	745	204	55	574	20	1142	56	7	.261
BOSTON	69-93	4.70	162	6	4	489	35	1443	1449	806	754	190	66	529	33	1176	42	11	.262
MINNESOTA	66-96	4.77	162	3	6	499	35	1438.2	1536	832	762	198	57	465	43	943	60	2	.274
CLEVELAND	68-94	4.78	162	2	6	493	43	1442	1503	845	766	174	55	543	27	1086	67	6	.268
TOTALS	1150-1118	4.08	1134	69	142	6595	590	20285	19708	9980	9196	2453	735	6815	442	16711	724	88	.255

CLUBS	PCT	G	PO	A	E	TC	DP	TP	PB
CHICAGO	.988	162	4337	1578	70	5985	154	0	9
SEATTLE	.988	162	4370	1570	72	6012	155	0	20
NEW YORK	.987	162	4336	1471	74	5881	135	0	17
TEXAS	.986	162	4326	1496	85	5907	136	0	13
CLEVELAND	.984	162	4326	1665	96	6087	157	0	13
TORONTO	.984	162	4331	1737	101	6169	167	1	15
LOS ANGELES	.984	162	4300	1578	98	5976	141	0	11
BOSTON	.983	162	4329	1687	101	6117	159	0	11
DETROIT	.983	162	4292	1481	99	5872	127	0	14
BALTIMORE	.983	162	4449	1680	106	6235	151	0	10
MINNESOTA	.983	162	4316	1784	107	6207	188	0	8
OAKLAND	.982	162	4410	1568	111	6089	135	1	12
KANSAS CITY	.981	162	4354	1624	113	6091	171	0	11
TAMPA BAY	.981	162	4379	1641	114	6134	155	0	6
TOTALS	.984	1134	60855	22560	1347	84762	2131	2	170

TEEN TALK

The youngest player to see action with the Cubs was Milt Scott, who was just 16 years, eight months old when he made his major league debut September 30, 1882.

Since 1900, the youngest Cubs position player was Danny Murphy, who was 17 years, nine months old when he made his debut June 18, 1960. He also is the youngest Cub to hit a home run, as he went deep for the first time September 13 that season against Cincinnati (18 years, 20 days old). He was the last teenager to make the Cubs opening day roster (19 years old in 1962).

The youngest pitcher in Cubs history was Dick Ellsworth, who was 18 years, three months old when he made his big league debut June 22, 1958.

The last teenager to appear in a game for the Cubs was 19-year-old outfielder Oscar Gamble, who played in 24 games for the Cubs during the 1969 season. The last Cubs teenage pitcher was 19-year-old Rick James, who appeared in three games in 1967. The last teenage pitcher to make the Cubs' opening day roster was 19-year old Al Epperly in 1938.

American League Batting Rankings

CLUBS	AVG	G	AB	R	H	TB	2B	3B	HR	RBI	SH	SF	HP	BB	IBB	SO	SB	CS	GDP	LOB	SLG	OBP
BALTIMORE	10	1	5	9	10	6	7	12	2	7	2	14	9	7	12	12	14	3	13	2	6	11
BOSTON	6	1	2	5	6	5	1	12	9	6	5	2	11	13	10	8	10	4	3	6	7	10
CHICAGO	8	1	10	4	8	4	14	7	3	4	10	11	1	11	12	9	8	11	5	3	5	7
CLEVELAND	9	1	8	13	9	13	10	9	12	13	14	9	3	3	8	3	7	12	11	14	13	6
DETROIT	3	1	13	6	4	7	5	1	10	5	3	9	5	5	1	4	13	1	14	11	4	2
KANSAS CITY	4	1	1	12	3	8	3	2	13	12	13	7	13	14	3	1	4	9	7	8	10	9
LOS ANGELES	1	1	6	3	2	3	6	10	7	3	1	7	10	12	5	6	2	6	10	7	3	4
MINNESOTA	7	1	4	10	7	11	7	5	13	10	7	1	8	6	8	2	1	8	12	13	12	5
NEW YORK	5	1	9	2	5	1	4	14	1	2	10	4	2	2	4	7	11	2	9	12	1	1
OAKLAND	13	1	7	8	12	9	9	3	6	9	12	13	11	4	5	14	6	5	2	9	9	12
SEATTLE	14	1	11	14	14	14	13	8	11	14	9	12	14	10	14	11	9	7	1	4	14	14
TAMPA BAY	12	1	14	11	13	12	11	5	8	11	5	6	4	1	11	13	2	12	8	5	11	8
TEXAS	2	1	3	1	1	2	2	3	4	1	3	3	5	8	2	4	12	12	6	10	2	3
TORONTO	11	1	12	7	11	9	12	10	5	7	7	5	7	9	5	10	5	10	4	1	8	13

American League Pitching Rankings

CLUBS	W	L	ERA	G	CG	SHO	REL	SV	IP	H	R	ER	HR	HB	BB	IBB	SO	WP	BK
BALTIMORE	3	11	6	1	13	8	5	1	1	9	8	8	8	7	8	11	6	1	6
BOSTON	12	3	12	1	5	14	6	12	9	11	12	12	11	13	11	7	8	4	14
CHICAGO	8	7	9	1	5	9	11	6	5	6	9	9	14	10	5	5	13	12	
CLEVELAND	13	2	14	1	11	12	4	6	10	12	14	14	6	9	13	4	13	14	6
DETROIT	7	8	3	1	1	11	14	9	14	8	5	3	3	3	2	9	2	5	6
KANSAS CITY	11	4	10	1	11	4	1	5	5	13	10	10	4	12	12	14	6	6	10
LOS ANGELES	6	9	8	1	5	1	12	10	13	2	7	7	9	1	9	2	10	2	1
MINNESOTA	14	1	13	1	10	12	2	12	12	14	13	13	13	11	6	13	14	11	1
NEW YORK	1	14	5	1	5	10	7	2	7	7	4	5	11	5	1	6	2	7	12
OAKLAND	2	13	2	1	13	3	10	4	2	4	2	2	2	4	5	8	12	3	4
SEATTLE	9	6	4	1	2	5	11	6	4	3	3	4	5	5	4	12	9	12	4
TAMPA BAY	5	10	1	1	3	2	8	3	3	1	1	1	1	8	7	9	1	10	3
TEXAS	3	11	7	1	3	8	13	6	10	6	9	6	7	2	3	1	4	7	10
TORONTO	10	5	11	1	9	5	3	14	8	10	11	11	14	9	14	2	11	9	9

American League Miscellaneous

CLUBS	VS. LHS	VS. RHS	GRASS	TURF	DAY	NIGHT	1-RUN	X-INN	VS. AL	TWINBILLS	HOME	ROAD
BALTIMORE	26-18	67-51	85-59	8-10	30-15	63-54	29-9	16-2	11-7	0-0-2	2,102,240	2,393,520
BOSTON	26-25	43-68	59-85	10-8	21-25	48-68	17-22	2-10	11-7	0-0-0	3,043,003	2,514,090
CHICAGO	23-24	62-53	79-76	6-1	31-23	54-54	26-21	5-9	9-9	0-0-0	1,965,955	2,428,679
CLEVELAND	18-35	50-59	65-90	3-4	22-34	46-60	24-12	5-8	8-10	0-0-0	1,603,596	2,291,136
DETROIT	26-25	62-49	84-71	4-3	38-26	50-48	21-27	4-5	11-7	0-0-0	3,028,033	2,473,687
KANSAS CITY	24-28	48-62	69-86	3-4	16-36	56-54	27-26	8-7	8-10	0-1-0	1,739,859	2,223,264
LOS ANGELES	27-22	62-51	87-68	2-5	25-25	64-48	18-18	3-4	12-6	0-0-0	3,061,770	2,497,339
MINNESOTA	22-29	44-67	65-91	1-5	20-37	46-59	26-28	8-5	9-9	1-0-0	2,776,354	2,264,492
NEW YORK	37-24	58-43	89-55	6-12	33-20	62-47	22-25	6-3	13-5	0-0-0	3,542,406	2,766,502
OAKLAND	30-29	64-39	87-64	7-4	30-27	64-41	25-18	11-5	10-8	0-0-0	1,679,013	2,428,269
SEATTLE	25-32	50-55	69-78	6-9	23-30	52-57	25-28	5-10	8-10	0-0-0	1,721,920	2,289,275
TAMPA BAY	27-23	63-49	38-34	52-38	30-24	60-48	21-27	5-7	9-9	0-0-0	1,559,681	2,462,698
TEXAS	28-19	65-50	89-64	4-5	26-15	67-54	24-22	8-5	14-4	0-0-1	3,460,280	2,256,784
TORONTO	21-27	52-62	31-41	42-48	29-30	44-59	15-25	7-6	9-9	0-0-1	2,099,663	2,326,019

CUBS PERSONNEL EJECTED IN 2012

Dale Sveum — 5/4 vs. Los Angeles (N.L.) ... home plate umpire Marty Foster ... arguing balls and strikes
Dale Sveum — 5/18 vs. Chicago (A.L.) ... third base umpire Marty Foster ... arguing safe/out call at second base
Dale Sveum — 7/28 vs. St. Louis ... first base umpire Mike Winters ... arguing safe/out call at first base
Steve Clevenger — 8/9 vs. Cincinnati ... home plate umpire Jerry Layne ... arguing balls and strikes
Dale Sveum — 9/5 at Washington ... home plate umpire Larry Vanover ... arguing balls and strikes
Jamie Quirk — 9/6 at Washington ... home plate umpire Jerry Lane ... arguing with opposing coach
Steve Clevenger — 9/6 at Washington ... home plate umpire Jerry Lane ... participation in bench clearing incident
Manuel Corpas — 9/6 at Washington ... home plate umpire Jerry Lane ... participation in bench clearing incident

- 1/3OF REED JOHNSON agreed to a one-year major league deal.
- 1/5P CHRIS VOLSTAD acquired from Miami for P CARLOS ZAMBRANO and a cash consideration.
- 1/6IF ANTHONY RIZZO and P ZACH CATES acquired from San Diego for P ANDREW CASHNER and OF KYUNG-MIN NA.
- 1/10P PAUL MAHOLM agreed to terms on one-year major league contract with club option for 2013.
- 1/11IF JEFF BIANCHI claimed off waivers by Milwaukee.
- 1/13P KERRY WOOD agreed to terms on one-year major league contract with club option for 2013.
- 1/17IF JEFF BAKER, IF BLAKE DEWITT, IF IAN STEWART, C GEOVANY SOTO, P CHRIS VOLSTAD and P RANDY WELLS agreed to terms on one-year contracts for 2012.
- 1/26P MANUEL CORPAS outrighted to Triple-A Iowa.
- 1/30Invited 21 players to major league spring training: P MARCO CARRILLO, P MANUEL CORPAS, P JAY JACKSON, P RODRIGO LOPEZ, P TREY MCNUTT, P TREVOR MILLER, P BLAKE PARKER, P DAE-EUN RHEE, P CHRIS RUSIN, C MICHAEL BRENLIN, C JASON JARAMILLO, C BLAKE LALLI, IF ALFREDO AMEZAGA, IF EDGAR GONZALEZ, IF JONATHAN MOTA, IF BOBBY SCALES, IF MATT TOLBERT, OF JIM ADDUCI, OF JAE-HOON HA, OF BRETT JACKSON and OF JOE MATHER.
- 2/2P ESMALIN CARIDAD invited to major league spring training.
- 2/3P MATT GARZA agrees to one-year contract for 2012.
- 2/6IF ADRIAN CARDENAS claimed off waivers from Oakland.
IF BLAKE DEWITT designated for assignment.
- 2/20IF BLAKE DEWITT accepts outright to minor leagues, invited to major league spring training as non-roster invitee.

SPRING TRAINING ROSTER (2/20)

63 Players (*23 Non-Roster)

PITCHERS (31): Jeff Beliveau, Alberto Cabrera, Esmalin Caridad*, Chris Carpenter, Marco Carrillo*, Lendy Castillo, Casey Coleman, Manuel Corpas*, Ryan Dempster, Rafael Dolis, Matt Garza, John Gaub, Jay Jackson*, Rodrigo Lopez*, Paul Maholm, Scott Maine, Carlos Marmol, Marcos Mateo, Trey McNutt*, Trevor Miller*, Blake Parker*, Dae-Eun Rhee*, Chris Rusin*, James Russell, Jeff Samardzija, Andy Sonnanstine, Chris Volstad, Casey Weathers, Randy Wells, Kerry Wood, Travis Wood

CATCHERS (6): Michael Brenly*, Wellington Castillo, Steve Clevenger, Jason Jaramillo*, Blake Lalli*, Geovany Soto

INFIELDERS (15): Alfredo Amezaga*, Jeff Baker, Darwin Barney, Adrian Cardenas, Starlin Castro, Blake DeWitt*, Edgar Gonzalez*, Bryan LaHair, Junior Lake, Jonathan Mota*, Anthony Rizzo, Bobby Scales*, Ian Stewart, Matt Tolbert*, Josh Vitters

OUTFIELDERS (11): Jim Adduci*, Marlon Byrd, Tony Campana, David DeJesus, Jae-Hoon Ha*, Brett Jackson*, Reed Johnson, Joe Mather*, Dave Sappelt, Alfonso Soriano, Matt Szczur

- 2/21P CHRIS CARPENTER and a player to be named assigned to Boston for a player to be named, completing the compensation for THEO EPSTEIN joining the Cubs as President, Baseball Operations.
- 3/9P MARCO CARRILLO, P TREY MCNUTT, IF JONATHAN MOTA and OF JAE-HOON HA assigned to minor league camp.
- 3/10P DAE-EUN RHEE and C MICAH GIBBS assigned to minor league camp.
- 3/11P GERARDO CONCEPCION agreed to terms on five-year major league contract.
- 3/11P CASEY WEATHERS outrighted to Triple-A Iowa and assigned to minor league camp and P ESMALIN CARIDAD assigned to minor league camp.
- 3/15P ALBERTO CABRERA, P JEFF BELIVEAU, P JOHN GAUB and IF JOSH VITTERS optioned to Triple-A Iowa; IF JUNIOR LAKE and OF MATT SZCZUR optioned to Double-A Tennessee; C JASON JARAMILLO assigned to minor league camp.
- 3/16P FRANKIE DE LA CRUZ claimed off waivers from Milwaukee.
P CHRIS RUSIN assigned to minor league camp.
- 3/22P ANDY SONNANSTINE outrighted to Triple-A Iowa.
- 3/23IF ADRIAN CARDENAS and IF ANTHONY RIZZO optioned to Triple-A Iowa.
P JAY JACKSON, IF BOBBY SCALES, OF JIM ADDUCI, OF BRETT JACKSON and C MICHAEL BRENLIN assigned to minor league camp.
- 3/24P ANDY SONNANSTINE elected free agency.
- 3/26P SHAWN CAMP agreed to terms on a minor league contract, invited to major league spring training as a non-roster invitee.
P TREVOR MILLER granted his outright release.
- 3/29C WELINGTON CASTILLO, P SCOTT MAINE, OF DAVE SAPPALT, P RANDY WELLS and P TRAVIS WOOD optioned to Triple-A Iowa.
IF EDGAR GONZALEZ, C BLAKE LALLI, P BLAKE PARKER and IF MATT TOLBERT assigned to minor league camp.

- 4/4IF LUIS VALBUENA claimed off waivers from Toronto.
P FRANKIE DE LA CRUZ outrighted to Triple-A Iowa.
P SHAWN CAMP, IF BLAKE DEWITT and OF JOE MATHER selected from Triple-A Iowa to major league team.
OF TONY CAMPANA and P CASEY COLEMAN optioned to Triple-A Iowa.
P JOHN GAUB claimed off waivers by Tampa Bay.
P MARCOS MATEO placed on 60-day disabled list with ulnar neuritis.

OPENING DAY ROSTER (4/5)

PITCHERS (11): Shawn Camp, Lendy Castillo, Ryan Dempster, Rafael Dolis, Matt Garza, Paul Maholm, Carlos Marmol, James Russell, Jeff Samardzija, Chris Volstad, Kerry Wood

CATCHERS (2): Steve Clevenger, Geovany Soto

INFIELDERS (7): Jeff Baker, Darwin Barney, Starlin Castro, Blake DeWitt, Bryan LaHair, Ian Stewart, Luis Valbuena

OUTFIELDERS (5): Marlon Byrd, David DeJesus, Reed Johnson, Joe Mather, Alfonso Soriano

DISABLED LIST (1): Marcos Mateo

- 4/7IF LUIS VALBUENA outrighted to Triple-A Iowa.
P RODRIGO LOPEZ selected from Triple-A Iowa.
- 4/20P KERRY WOOD placed on the 15-day disabled list (retroactive to April 14) with right shoulder fatigue.
P SCOTT MAINE recalled from Triple-A Iowa.
- 4/21P RYAN DEMPSTER placed on the 15-day disabled list (retroactive to April 18) with a strained right quad.
OF TONY CAMPANA recalled from Triple-A Iowa.
P MICHAEL BOWDEN and a player to be named acquired from Boston for OF MARLON BYRD and a cash consideration.
- 4/22P RANDY WELLS recalled from Triple-A Iowa.
- 4/23P MICHAEL BOWDEN added to active roster.
P RODRIGO LOPEZ designated for assignment.
- 4/24P RODRIGO LOPEZ outrighted to Triple-A Iowa.
- 4/26C STEVE CLEVINGER placed on the 15-day disabled list with a right oblique strain.
C WELINGTON CASTILLO recalled from Triple-A Iowa.
- 5/3P RYAN DEMPSTER and P KERRY WOOD activated from 15-day disabled list.
P SCOTT MAINE and P RANDY WELLS optioned to Triple-A Iowa.
- 5/6P TRAVIS WOOD recalled from Triple-A Iowa.
IF BLAKE DEWITT designated for assignment.
- 5/7IF ADRIAN CARDENAS recalled from Triple-A Iowa.
P TRAVIS WOOD optioned to Triple-A Iowa.
- 5/12P CARLOS MARMOL placed on the 15-day disabled list with a right hamstring strain.
P CASEY COLEMAN recalled from Triple-A Iowa.
- 5/16P LENDY CASTILLO placed on the 15-day disabled list (retroactive to May 12) with a left groin strain.
P SCOTT MAINE recalled from Triple-A Iowa.
IF BLAKE DEWITT outrighted to Triple-A Iowa.
- 5/17P BLAKE PARKER selected from Triple-A Iowa.
P SCOTT MAINE optioned to Triple-A Iowa.
- 5/18C BLAKE LALLI selected from Triple-A Iowa.
P CHRIS VOLSTAD optioned to Triple-A Iowa.
- 5/19P KERRY WOOD formally announced his retirement.
C GEOVANY SOTO placed on the 15-day disabled list (retroactive to May 17) following left knee arthroscopy.
C KOYIE HILL obtained from Cincinnati for a cash consideration.
P RANDY WELLS recalled from Triple-A Iowa.
- 5/22C WELINGTON CASTILLO placed on the 15-day disabled list (retroactive to May 19) with an MCL sprain in his right knee.
P TRAVIS WOOD recalled from Triple-A Iowa.
- 5/28P RAFAEL DOLIS optioned to Triple-A Iowa.
P CARLOS MARMOL activated from 15-day disabled list.
- 5/29C BLAKE LALLI optioned to Triple-A Iowa.
C STEVE CLEVINGER activated from the 15-day disabled list.
- 6/1P MICHAEL BOWDEN designated for assignment.
P JAIRO ASENCIO claimed off waivers from Cleveland.
- 6/2P JAIRO ASENCIO added to active roster.
- 6/4P MICHAEL BOWDEN outrighted to Triple-A Iowa.
- 6/6P BLAKE PARKER placed on 60-day disabled list with a right elbow stress reaction.
P MANUEL CORPAS selected from Triple-A Iowa.
- 6/12RUDY JARAMILLO dismissed as major league hitting coach.
JAMES ROWSON named interim major league hitting coach.

6/14IF LUIS VALBUENA recalled from Triple-A Iowa.
C WELINGTON CASTILLO activated from 15-day disabled list.
IF IAN STEWART placed on the 15-day disabled list (retroactive to June 13) with left wrist soreness.
C KOYIE HILL designated for assignment.

6/16C KOYIE HILL outrighted to Triple-A Iowa.

6/17C KOYIE HILL elected free agency.

6/18C GEOVANY SOTO activated from 15-day disabled list.
P SCOTT MAINE recalled from Triple-A Iowa.
C WELINGTON CASTILLO optioned to Triple-A Iowa.
P RYAN DEMPSTER placed on the 15-day disabled list (retroactive to June 16) with right lat tightness.

6/25IF ADRIAN CARDENAS optioned to Triple-A Iowa.

6/26IF ANTHONY RIZZO recalled from Triple-A Iowa.

6/27P RAFAEL DOLIS recalled from Triple-A Iowa.
P RANDY WELLS designated for assignment.

6/29P RANDY WELLS outrighted to Triple-A Iowa.

7/3P CHRIS VOLSTAD recalled from Triple-A Iowa.
P CASEY COLEMAN optioned to Triple-A Iowa.

7/8P RYAN DEMPSTER activated from 15-day disabled list.
P CHRIS VOLSTAD optioned to Triple-A Iowa.

7/19P JUSTIN GERMANO acquired from Boston for a cash consideration
P JAIRO ASENCIO designated for assignment.

7/22P JEFF BELIVEAU recalled from Triple-A Iowa.
P RAFAEL DOLIS optioned to Triple-A Iowa.

7/26P JAIRO ASENCIO outrighted to Triple-A Iowa.

7/30P ARODYS VIZCAINO and P JAYE CHAPMAN acquired from Atlanta for P PAUL MAHOLM and OF REED JOHNSON.

7/31P JAKE BRINHAM and a player to be named or a cash consideration acquired from Texas for C GEOVANY SOTO and a cash consideration.
P KYLE HENDRICKS and IF CHRISTIAN VILLANUEVA acquired from Texas for P RYAN DEMPSTER.
IF ADRIAN CARDENAS, C WELINGTON CASTILLO, P CASEY COLEMAN recalled from Triple-A Iowa.

8/1P CASEY COLEMAN optioned to Triple-A Iowa.
P ALBERTO CABRERA and P CHRIS VOLSTAD recalled from Triple-A Iowa.

8/5IF JEFF BAKER traded to Detroit for two players to be named.
OF TONY CAMPANA optioned to Triple-A Iowa.
IF JOSH VITTERS recalled from Triple-A Iowa.
OF BRETT JACKSON selected from Triple-A Iowa.

8/7P MATT GARZA placed on the 15-day disabled list (retroactive to July 28) with a right elbow stress reaction.
P BROOKS RALEY selected from Triple-A Iowa.

8/11P SCOTT MAINE optioned to Triple-A Iowa.
P LENDY CASTILLO activated from the 15-day disabled list.

8/12P BROOKS RALEY optioned to Triple-A Iowa.

8/13P MICHAEL BOWDEN selected from Triple-A Iowa.
IF IAN STEWART transferred to the 60-day disabled list.

8/18P BROOKS RALEY recalled from Triple-A Iowa (26th man for doubleheader).
P BROOKS RALEY optioned to Triple-A Iowa.

8/19P ALEX HINSHAW claimed off waivers from San Diego.
P ARODYS VIZCAINO transferred to 60-day disabled list.

8/20P JEFF BELIVEAU and IF ADRIAN CARDENAS optioned to Triple-A Iowa.

8/21P ALEX HINSHAW reports to Chicago.
P CHRIS RUSIN selected from Triple-A Iowa.
P MATT GARZA transferred to 60-day disabled list.

8/23P MIGUEL SOCOLOVICH claimed off waivers from Baltimore and optioned to Triple-A Iowa.
C BLAKE LALLI designated for assignment.

8/25P BROOKS RALEY recalled from Triple-A Iowa.
P CHRIS RUSIN optioned to Triple-A Iowa.

8/27C ANTHONY RECKER obtained from Oakland for C BLAKE LALLI, and optioned to Triple-A Iowa.
P SCOTT MAINE designated for Assignment.

8/28P BLAKE PARKER activated from the 60-day disabled list.
P ALEX HINSHAW designated for assignment.

8/30P BROOKS RALEY optioned to Triple-A Iowa.

8/31P JEFF BELIVEAU recalled from Triple-A Iowa.
P ALEX HINSHAW outrighted to Triple-A Iowa.

9/1OF TONY CAMPANA, IF ADRIAN CARDENAS and OF DAVE SAPPELT recalled from Triple-A Iowa.

9/2P MIGUEL SOCOLOVICH recalled from Triple-A Iowa.

9/4P JAYE CHAPMAN, P RAFAEL DOLIS, P CHRIS RUSIN and C ANTHONY RECKER recalled from Double-A Tennessee.

9/7P JASON BERKEN claimed off waivers from Baltimore.
P BLAKE PARKER placed on the 60-day disabled list with a bone contusion in his right elbow.

9/8C STEVE CLEVENGER placed on suspended list by Major League Baseball.

9/9C STEVE CLEVENGER activated from suspended list.

10/4IF BLAKE DEWITT, P ALEX HINSHAW and P RANDY WELLS elected free agency.

10/16P JOSUE CARRENO and a cash consideration acquired from Detroit to complete 8/5 trade for IF JEFF BAKER.

10/23DAVID BELL named major league third base coach.
JAMES ROWSON has intern tag removed from major league hitting coach title.

10/24C ANTHONY RECKER designated for assignment.
P CARLOS GUTIERREZ claimed off waivers from Minnesota.

10/25C ANTHONY RECKER claimed off waivers by New York (N.L.).
P JASON BERKEN, IF ADRIAN CARDENAS and P MIGUEL SOCOLOVICH outrighted to Triple-A Iowa.
P MARCOS MATEO activated from the 60-day disabled list and outrighted to Triple-A Iowa.

10/26P CHRIS VOLSTAD claimed off waivers by Kansas City.
P MANUEL CORPAS, P JUSTIN GERMANO and IF JOE MATHER outrighted to Triple-A Iowa.
P BLAKE PARKER activated from the 60-day disabled list and outrighted to Triple-A Iowa.

10/29P SHAWN CAMP elected free agency.

10/30P JUSTIN GERMANO and IF JOE MATHER elected free agency.

11/2P MATT GARZA, IF IAN STEWART and P ARODYS VIZCAINO activated from the 60-day disabled list.
P ZACH PUTNAM claimed off waivers from Colorado.

11/13P SCOTT BAKER signed to a one-year major league contract.

11/15C DIONER NAVARRO signed to a one-year major league contract.

11/17P SHAWN CAMP signed a one-year major league contract.

11/20P TREY MCNUTT, IF CHRISTIAN VILLANUEVA, IF LOGAN WATKINS and P ROBERT WHITENACK selected to major league roster.
IF BRYAN LAHAIR designated for assignment.
P CARLOS GUTIERREZ outrighted to Triple-A Iowa.
P BARRET LOUX and a player to be named acquired from Texas for P JAKE BRIGHAM

11/26IF BRYAN LAHAIR granted his unconditional release.

11/28P SCOTT FELDMAN signed to a one-year major league contract.
P CASEY COLEMAN designated for assignment.

11/30P CASEY COLEMAN outrighted to Triple-A Iowa.
P JAYE CHAPMAN, ZACH PUTNAM and IF IAN STEWART non-tendered and declared free agents.

12/6P HECTOR RONDON selected in the major league portion of the Rule 5 Draft from Cleveland.
P STARLING PERALTA selected by Arizona in the major league portion of the Rule 5 Draft.
OF MICHAEL BURGESS selected by Houston in the Triple-A portion of the Rule 5 Draft.
IF MATT CERDA selected by St. Louis in the Triple-A portion of the Rule 5 Draft.
PALVIDO JIMENEZ selected by Toronto in the Triple-A portion of the Rule 5 Draft.

12/10P KYJUI FUJIKAWA signed to a two-year major league deal with an option for 2015.

12/12P SANDY ROSARIO claimed off waivers from Boston.
IF IAN STEWART signed to a non-guaranteed split contract for 2013.
P JEFF BELIVEAU designated for assignment.

12/21P SANDY ROSARIO claimed off waivers by San Francisco.
P JEFF BELIVEAU claimed off waivers by Texas.
P GERARDO CONCEPCION outrighted to Single-A Kane County.
OF NATE SCHIERHOLTZ signed to a one-year major league contract.

1/4P EDWIN JACKSON signed to a four-year major league contract.

1/26P CARLOS VILLANUEVA signed to a two-year major league contract.
P LENDY CASTILLO designated for assignment.

1/30Invited 22 players to major league spring training: P DREW CARPENTER, P JAYE CHAPMAN, P CASEY COLEMAN, P DAYAN DIAZ, P JENSEN LEWIS, P BARRETT LOUX, P BLAKE PARKER, P ZACH PUTNAM, P NICK STRUCK, P HISANORI TAKAHASHI, P CORY WADE; C J.C. BOSCAN, C MICHAEL BRENNLY, C RAFAEL LOPEZ; IF JAVIER BAEZ, IF ALBERTO GONZALEZ, IF BRENT LILIBRIDGE, IF EDWIN MAYSONET, IF BRAD NELSON; OF BRIAN BOGUSEVICH, OF JOHERMYN CHAVEZ and OF DARNELL MCDONALD.

2/5P LENDY CASTILLO outrighted to Triple-A Iowa.

2/10OF SCOTT HAIRSTON signed to a two-year major league contract.
OF TONY CAMPANA designated for assignment.

2/18P ERICK LEAL and P JESUS CASTILLO acquired from Arizona for OF TONY CAMPANA.

BATTING RECORDS

Cubs Yearly Batting Since 1876

YEAR	G	AVG	AB	R	H	TB	2B	3B	HR	RBI	SH	SF	HBP	BB	IBB	SO	SB	CS	GDP	LOB	E	SLG	OBP
1876	66	*.329	*2818	*624	*926	*1145	*131	32	8	441	—	—	—	*70	—	45	—	—	—	—	282	*.406	*.353
1877	60	.278	2273	366	633	772	79	30	0	248	—	—	—	57	—	111	—	—	—	—	313	.340	.296
1878	61	*.290	*2333	*371	*677	*817	91	20	3	284	—	—	—	*88	—	157	—	—	—	—	304	*.350	*.316
1879	83	.259	3116	437	808	1048	*167	32	3	293	—	—	—	73	—	294	—	—	—	—	381	.336	.276
1880	86	*.279	3135	*538	*876	*1130	*164	39	4	378	—	—	—	104	—	217	—	—	—	—	*329	*.360	*.303
1881	84	*.295	3114	*550	*918	*1183	*157	36	12	400	—	—	—	140	—	224	—	—	—	—	*309	*.380	*.325
1882	84	*.277	*3225	*604	*892	*1254	*209	54	15	451	—	—	—	*142	—	262	—	—	—	—	376	*.389	*.307
1883	98	.273	3658	*679	1000	1438	*277	61	13	467	—	—	—	129	—	399	—	—	—	—	543	.393	.298
1884	113	*.281	4182	*834	*1176	*1864	162	50	*142	659	—	—	—	264	—	469	—	—	—	—	595	*.446	*.324
1885	113	.264	*4093	*834	1079	*1575	*184	75	*54	606	—	—	—	*340	—	429	—	—	—	—	496	*.385	*.320
1886	126	.279	4378	*900	1223	1754	*198	*87	*53	673	—	—	—	*460	—	513	213	—	—	—	475	*.401	*.348
1887	127	.333	4757	813	1584	2198	178	98	*80	655	—	—	20	*407	—	400	382	—	—	—	472	.462	.336
1888	136	.260	4616	*734	1201	*1769	147	*95	*77	569	—	—	28	290	—	563	287	—	—	—	417	*.383	.308
1889	136	.263	4849	867	1274	1827	184	66	*79	705	—	—	—	30	518	—	516	243	—	—	463	.377	.338
1890	139	.260	*4891	847	*1271	*1739	147	60	*67	653	—	—	46	516	—	514	329	—	—	—	344	.356	.336
1891	137	.253	4873	832	1231	1746	159	88	*60	684	—	—	50	526	—	457	238	—	—	—	397	.358	.332
1892	147	.235	5063	635	1189	1599	149	92	26	492	—	—	36	427	—	482	233	—	—	—	424	.316	.299
1893	128	.279	4664	829	1299	1767	186	93	32	682	—	—	36	465	—	262	255	—	—	—	421	.379	.348
1894	137	.313	5022	1056	1574	2211	268	87	65	907	76	—	38	507	—	306	*329	—	—	—	458	.440	.381
1895	133	.298	4708	866	1401	1907	171	85	55	727	80	—	42	422	—	344	260	—	—	—	401	.405	.361
1896	132	.286	4582	815	1311	1789	182	97	34	660	92	—	35	409	—	290	332	—	—	—	367	.390	.349
1897	138	.282	4803	832	1356	1853	189	97	38	681	103	—	49	430	—	317	264	—	—	—	393	.386	.347
1898	152	.274	5219	828	1431	1828	175	84	18	656	113	—	71	476	—	394	220	—	—	—	412	.350	.343
1899	152	.277	5148	812	1428	1846	173	82	27	661	148	—	64	406	—	342	247	—	—	—	428	.359	.338
1900	146	.260	4907	635	1276	1679	*202	51	33	519	130	—	65	343	—	383	189	—	—	—	418	.342	.317
1901	140	.258	4844	578	1250	1579	153	61	18	481	67	—	52	314	—	532	*204	—	—	—	336	.326	.310
1902	143	.251	4870	544	1224	1455	133	40	6	434	156	—	44	358	—	572	*222	229	—	—	331	.299	.308
1903	139	.275	4733	695	1300	1642	191	62	9	548	118	—	50	422	—	—	259	—	—	—	338	.347	.340
1904	156	.248	5210	597	1294	1641	157	62	22	470	139	—	48	298	—	—	227	—	—	—	298	.315	.295
1905	155	.245	5108	667	1249	1606	157	82	12	522	193	—	61	448	—	—	267	—	—	—	*248	.314	.313
1906	155	*.262	5018	*704	*1316	*1699	181	*71	20	539	231	—	45	448	—	—	283	—	—	—	*194	*.339	.328
1907	155	.250	4892	574	1224	1521	*162	48	13	450	194	—	48	435	—	—	235	—	—	—	*211	.311	.318
1908	158	.249	5085	624	1267	1632	*196	56	19	492	270	—	40	418	—	—	*212	—	—	—	*205	.321	.311
1909	155	.245	4999	635	1227	1610	203	60	20	496	246	—	31	420	—	—	187	—	—	—	244	.322	.308
1910	154	.268	4977	712	1333	1822	219	*84	*34	586	234	—	39	542	—	501	173	—	—	—	*230	*.366	.344
1911	157	.260	5130	*757	1335	1917	218	101	*54	626	202	—	42	585	—	617	214	—	—	—	260	.374	.341
1912	152	.277	5048	756	1398	1951	*245	91	42	639	182	—	40	*560	—	615	164	—	—	—	249	.386	.354
1913	155	.257	5022	*720	1289	1853	195	*96	59	617	158	—	41	*554	—	634	181	—	—	—	260	.369	.335
1914	156	.243	5050	605	1229	1702	199	74	42	502	191	—	42	501	—	577	164	—	—	—	310	.337	.317
1915	156	.244	5114	570	1246	*1749	212	66	53	485	182	—	41	393	—	639	166	124	—	—	268	*.342	.303
1916	156	.239	5179	520	1237	1681	194	56	*46	456	166	—	34	399	—	662	133	—	—	—	286	.325	.298
1917	157	.239	5135	552	1229	1608	194	67	17	458	202	—	23	415	—	599	127	—	—	—	267	.313	.299
1918	131	.265	4325	*538	1147	1480	164	53	21	438	190	—	27	358	—	343	159	—	—	—	188	.342	.325
1919	140	.256	4581	454	1174	1519	166	58	21	387	167	—	42	298	—	*359	150	—	—	—	185	.332	.308
1920	154	.264	5117	619	1350	1809	223	67	34	536	220	—	46	428	—	421	115	129	—	1014	225	.354	.326
1921	153	.292	5321	668	1553	2010	234	56	37	609	208	—	35	343	—	374	70	97	—	1104	*166	.378	.339
1922	156	.293	5335	771	1564	2080	248	71	42	667	205	—	27	*525	—	447	97	108	—	1141	204	.390	.359
1923	154	.288	5259	756	1516	2133	243	52	90	675	151	—	31	455	—	485	*181	143	—	1056	208	.406	.348
1924	154	.276	5134	698	1419	1942	207	59	66	634	163	—	30	*469	—	521	137	149	—	964	218	.378	.340
1925	154	.275	5353	723	1473	2125	254	70	86	660	150	—	33	397	—	470	94	70	—	1057	*198	.397	.329
1926	155	.278	5229	682	1453	2040	*291	49	66	630	199	—	29	445	—	447	85	—	—	1104	*162	.390	.338
1927	153	.284	5303	750	1505	2119	*266	63	74	692	207	—	27	481	—	492	65	—	—	1145	181	.400	.346
1928	154	.278	5260	714	1460	2115	251	64	92	665	210	—	31	508	—	517	*83	—	—	1185	*156	.402	.345
1929	156	.303	5471	*982	1655	2474	*310	46	139	933	163	—	29	*589	—	567	103	—	—	1142	*154	.452	.373
1930	156	.309	5581	998	1722	*2684	305	72	*171	940	148	—	37	*588	—	635	70	—	—	1180	170	*.481	*.378
1931	156	*.289	*5451	*828	*1578	*2302	340	66	84	766	125	—	25	*577	—	641	49	—	—	1214	169	*.422	*.360
1932	154	.278	5462	720	1519	2142	296	60	69	665	118	—	28	398	—	514	48	—	—	1117	173	.392	.330
1933	154	.271	5255	646	1422	1996	*256	51	72	608	108	—	30	392	—	475	52	—	161	1082	168	.380	.325
1934	152	.279	5347	705	1494	2148	263	44	101	664	93	—	26	375	—	630	59	—	112	1083	*137	.402	.330
1935	154	*.288	5486	*847	1581	2272	*303	62	88	782	150	—	33	*464	—	471	66	—	115	1170	186	.414	*.347
1936	154	*.286	5409	755	1545	2120	275	36	76	707	137	—	32	491	—	462	68	—	138	1197	*146	.392	*.349
1937	154	*.287	5349	*811	1537	*2226	253	74	96	762	119	—	22	*538	—	496	71	—	120	1136	*151	*.416	*.355
1938	154	.269	5333	713	1435	2012	242	70	65	673	88	—	29	522	—	476	49	—	157	1131	*135	.377	.338
1939	156	.266	5293	724	1407	2067	263	*62	91	671	140	—	34	523	—	553	61	—	124	1113			

YEAR	G	AVG	AB	R	H	TB	2B	3B	HR	RBI	SH	SF	HBP	BB	IBB	SO	SB	CS	GDP	LOB	E	SLG	OBP
1940	154	.267	5389	681	1441	2067	272	48	86	627	70	-	29	482	-	566	63	-	108	1110	199	.384	.331
1941	155	.253	5230	666	1323	1909	239	25	99	610	99	-	14	559	-	670	39	-	100	1133	180	.365	.327
1942	155	.254	5352	591	1360	1891	224	41	75	532	104	-	19	509	-	607	63	-	110	1164	170	.353	.321
1943	154	.261	5279	632	1380	1855	207	56	52	579	96	-	21	574	-	522	53	-	117	1172	168	.351	.336
1944	157	.261	5462	702	1425	1966	236	46	71	639	105	-	21	521	-	521	53	-	105	1188	186	.360	.328
1945	155	*.277	5298	735	1465	1969	229	52	57	674	150	-	32	554	-	462	69	-	93	1239	*121	.372	*.349
1946	155	.258	5298	626	1344	1835	223	50	56	566	116	-	24	586	-	599	43	-	130	1210	146	.346	.331
1947	155	.259	5305	567	1373	1913	231	48	71	540	64	-	19	471	-	578	22	-	112	1172	150	.361	.321
1948	155	.262	*5352	597	1402	1976	225	44	87	564	70	-	29	443	-	578	39	-	104	1189	172	.369	.322
1949	154	.256	5214	593	1336	1945	212	53	97	539	87	-	26	396	-	573	53	-	121	1017	186	.373	.312
1950	154	.248	5230	643	1298	2099	224	47	161	615	54	-	31	479	-	767	46	-	122	1005	201	.401	.315
1951	155	.250	5307	614	1327	1930	200	47	103	572	56	-	22	477	-	647	63	30	139	1045	181	.364	.315
1952	155	.264	*5330	628	*1408	2042	223	45	107	595	63	-	21	422	-	712	50	40	133	1040	146	.383	.321
1953	155	.260	5272	633	1372	2101	204	57	137	588	73	-	14	514	-	746	49	21	140	1124	193	.399	.322
1954	154	.263	5359	700	1412	2208	229	45	159	640	56	40	32	478	-	693	46	31	119	1098	154	.412	.325
1955	154	.247	5214	626	1287	2076	187	55	164	597	69	33	22	428	45	806	37	35	107	994	147	.398	.305
1956	157	.244	5260	597	1281	2009	202	50	142	563	87	46	13	446	60	776	55	38	99	1229	144	.382	.302
1957	156	.244	5369	628	1312	2038	223	31	147	590	58	33	26	461	34	899	28	25	104	1063	149	.380	.305
1958	154	.265	5289	709	1402	*2253	207	49	*182	666	42	39	45	487	50	853	39	23	128	1094	150	*.426	.330
1959	155	.249	5296	673	1321	2107	209	44	163	635	62	40	43	498	63	911	32	19	106	1085	140	.398	.317
1960	156	.243	5311	634	1293	1959	213	48	119	600	64	35	19	*531	69	897	51	34	109	1069	143	.369	.313
1961	156	.255	*5344	689	1364	*2232	238	51	176	650	52	33	32	539	64	1027	35	25	115	1119	183	.418	.325
1962	162	.253	5534	632	1398	2084	196	56	126	600	54	42	39	504	43	1044	78	50	131	1165	146	.377	.317
1963	162	.238	5404	570	1286	1960	205	44	127	530	64	44	36	439	57	1049	68	60	112	1054	155	.363	.317
1964	162	.251	5545	649	1391	2165	239	50	145	609	55	33	25	499	51	1041	70	49	101	1159	162	.390	.314
1965	164	.238	5540	635	1316	1986	202	33	134	590	48	42	43	532	62	948	65	47	115	1133	171	.358	.307
1966	162	.254	5592	644	1418	2127	203	43	140	603	80	37	47	457	53	998	76	47	112	1131	166	.380	.313
1967	162	.251	5463	*702	1373	2066	211	49	128	642	93	49	34	509	84	912	63	50	112	1106	*121	.378	.316
1968	163	.242	5458	612	1319	1998	203	43	*130	576	74	37	36	415	88	854	41	30	103	1063	*119	.366	.298
1969	163	.253	5530	720	1400	2121	215	40	142	671	72	46	36	559	58	928	30	32	111	1186	136	.384	.323
1970	162	.259	5491	806	1424	2277	228	44	179	761	75	36	20	607	65	844	39	16	110	1130	137	.415	.333
1971	162	.258	5438	637	1401	2055	202	34	128	603	92	40	34	527	65	772	44	32	144	1177	126	.378	.325
1972	156	.257	5247	685	1346	2031	206	40	133	634	67	43	28	565	78	815	69	47	126	1099	132	.387	.330
1973	161	.247	5363	614	1322	1916	201	21	117	570	75	37	20	575	77	855	65	58	144	1129	157	.357	.320
1974	162	.251	5574	669	1397	2032	221	42	110	610	80	40	29	621	66	857	78	73	121	1238	199	.365	.327
1975	162	.259	5470	712	1419	2015	229	41	95	645	107	60	30	650	78	802	67	55	112	1262	179	.368	.338
1976	162	.251	5519	611	1386	1965	216	24	105	559	75	41	30	490	66	834	74	74	126	1105	140	.356	.313
1977	162	.266	5604	692	1489	2167	217	37	111	649	59	52	27	534	59	*796	64	45	142	1191	153	.387	.330
1978	162	*.264	*5532	664	*1461	1997	224	48	72	612	84	59	21	562	61	746	110	58	125	1217	144	.361	.331
1979	162	.269	5550	706	1494	2235	250	43	135	663	77	42	35	478	49	762	73	52	126	1140	159	.403	.329
1980	162	.251	5619	614	1411	2053	251	35	107	678	69	40	18	471	54	912	93	64	119	1119	174	.365	.309
1981	106	.236	3546	370	838	1205	138	29	57	348	53	30	13	342	44	611	72	41	78	721	113	.340	.303
1982	162	.260	5531	676	1436	2073	239	46	102	647	76	49	25	460	62	869	132	70	97	1094	132	.375	.317
1983	162	.261	5512	701	1436	*2212	272	42	140	649	71	50	29	470	63	868	84	40	113	1120	115	*.401	.319
1984	161	.260	5437	*762	1415	2157	240	47	136	703	59	51	29	*567	69	867	154	66	102	1118	121	.397	.331
1985	162	.254	5492	686	1397	2142	239	28	*150	640	66	39	18	562	62	937	182	49	119	1147	134	*.390	.324
1986	160	.256	5499	680	1409	2186	258	27	*155	638	54	51	15	508	56	966	132	62	113	1087	124	.398	.318
1987	161	.264	5583	720	1475	2412	244	33	*209	683	59	30	21	504	45	1064	109	48	109	1154	130	.432	.326
1988	163	*.261	*5675	660	*1481	*2174	*262	46	113	612	57	46	21	403	58	100	120	46	109	1136	125	.383	.310
1989	162	*.261	5513	*702	*1438	*2135	235	45	124	653	80	50	26	472	75	921	136	57	114	1093	124	.387	.319
1990	162	.263	*5600	690	*1474	2194	240	36	136	649	61	51	30	406	68	869	151	50	100	1124	124	.392	.314
1991	160	.253	*5522	695	1395	2156	232	26	159	654	75	55	36	442	41	879	123	64	87	1074	113	.390	.309
1992	162	.254	5590	593	1420	2035	221	41	104	566	78	40	31	417	49	*816	77	51	121	1148	114	.364	.307
1993	163	.270	5627	738	1521	2327	259	32	161	706	67	42	34	446	61	923	100	43	131	1133	115	.414	.325
1994	113	.259	3918	500	1015	1583	189	26	109	464	54	23	27	364	26	750	69	53	84	802	81	.404	.325
1995	144	.265	4963	693	1315	2134	267	39	158	648	71	35	34	440	46	953	105	37	110	956	115	.430	.327
1996	162	.251	5531	772	1388	2218	267	19	175	725	66	48	61	523	48	1090	108	50	126	1078	*104	.401	.320
1997	162	.263	5489	687	1444	2172	269	39	127	642	83	38	34	451	40	*1003	116	60	119	1093	112	.396	.321
1998	163	.264	*5649	831	1494	2448	250	34	212	788	67	37	39	601	51	1223	65	44	123	1162	101	.433	.337
1999	162	.257	5482	747	1411	2303	255	35	189	717	65	44	39	571	38	1170	60	44	120	1130	139	.420	.329
2000	162	.256	5577	764	1426	2293	272	23	183	722	*89	45	54	632	50	1120	93	37	114	1215	100	.411	.335
2001	162	.261	5406	777	1409	2323	268	32	194	748	*117	53	66	577	72	1077	67	36	132	1156	109	.430	.336
2002	162	.246	5496	706	1351	2268	259	29	*200	676	78	39	44										

Cubs Yearly Batting Leaders From 1876-1939

YEAR	BATTING AVERAGE	RUNS SCORED	HITS	DOUBLES
1876	Ross Barnes.....*#429	Ross Barnes.....*#126	Ross Barnes.....*#138	R. Barnes, P. Hines.....**#21
1877	Calvin McVey.....368	Calvin McVey.....58	Calvin McVey.....98	Cap Anson.....*#20
1878	Bob Ferguson, Joe Start.....351	Joe Start.....58	Joe Start.....*#100	Anson, Harbidge, Start.....12
1879	Cap Anson.....*#407	Ned Williamson.....66	Abner Dalrymple.....97	Abner Dalrymple.....25
1870s	Cap Anson – .354	Cap Anson – 194	Cap Anson – 353	Cap Anson – 67
1880	George Gore.....*#360	Abner Dalrymple.....*#91	Abner Dalrymple.....*#126	Abner Dalrymple.....25
1881	Cap Anson.....*#399	George Gore.....*#86	Cap Anson.....*#137	King Kelly.....**#27
1882	Cap Anson.....362	George Gore.....*#99	Cap Anson.....126	King Kelly.....*#37
1883	George Gore.....334	George Gore.....105	George Gore.....131	Ned Williamson.....*#49
1884	King Kelly.....354	King Kelly.....*120	Abner Dalrymple.....161	Cap Anson.....32
1885	George Gore.....313	King Kelly.....*124	Cap Anson.....144	Cap Anson.....*#35
1886	King Kelly.....*#388	King Kelly.....*#155	Cap Anson.....*#187	Cap Anson.....34
1887	Cap Anson.....*#421	Jimmy Ryan.....117	Cap Anson.....224	Cap Anson.....33
1888	Cap Anson.....*#344	Jimmy Ryan.....115	Jimmy Ryan.....*#182	Jimmy Ryan.....**#33
1889	Cap Anson.....342	Hugh Duffy.....144	Jimmy Ryan.....177	Cap Anson.....30
1880s	Cap Anson – .354	Cap Anson – 888	Cap Anson – 1575	Cap Anson – 291
1890	Cap Anson.....312	Cliff Carroll.....134	Cliff Carroll.....166	Jimmy Cooney.....19
1891	Cap Anson.....294	Bill Dahlen.....114	Cap Anson.....158	Cap Anson.....25
1892	Bill Dahlen, Jimmy Ryan.....293	Bill Dahlen.....114	Bill Dahlen.....169	Cap Anson.....23
1893	Cap Anson.....323	Bill Dahlen.....113	Bill Dahlen.....146	Bill Dahlen.....28
1894	Cap Anson.....395	Bill Dahlen.....150	Walt Wilmot.....199	Walt Wilmot.....45
1895	Bill Lange.....389	Bill Everitt.....129	Bill Everitt.....197	Bill Lange.....27
1896	Bill Dahlen.....352	Bill Dahlen.....137	Bill Everitt.....184	Bill Dahlen.....30
1897	Bill Lange.....340	Bill Lange.....119	Bill Lange.....163	Jimmy Ryan.....33
1898	Jimmy Ryan.....323	Jimmy Ryan.....122	Bill Everitt.....190	Bill Dahlen.....35
1899	Bill Lange.....325	Jimmy Ryan.....91	Bill Everitt.....166	Bill Lange.....21
1890s	Bill Lange – .330	Jimmy Ryan – 911	Jimmy Ryan – 1348	Jimmy Ryan – 232
1900	Danny Green.....298	Sam Mertes.....72	Jack McCarthy.....148	Sam Mertes, Jimmy Ryan.....25
1901	Topsy Hartzel.....335	Topsy Hartzel.....111	Topsy Hartzel.....187	Topsy Hartzel.....25
1902	Jimmy Slagle.....315	Jimmy Slagle.....66	Jimmy Slagle.....146	Johnny Kling, Joe Tinker.....19
1903	Frank Chance.....327	Jimmy Slagle.....104	Jimmy Slagle.....162	Johnny Kling.....29
1904	Frank Chance.....310	Frank Chance.....89	Doc Casey.....147	Doc Casey.....20
1905	Frank Chance.....316	Jimmy Slagle.....96	Jimmy Slagle.....153	Doc Casey.....21
1906	Harry Steinfeldt.....327	Frank Chance.....**#103	Harry Steinfeldt.....*176	J. Sheckard, H. Steinfeldt.....27
1907	Frank Chance.....293	Jimmy Sheckard.....76	Harry Steinfeldt.....144	Harry Steinfeldt.....25
1908	Johnny Evers.....300	Johnny Evers.....83	Joe Tinker.....146	Frank Chance.....27
1909	Solly Hofman.....285	Johnny Evers.....88	Solly Hofman.....150	Jimmy Sheckard.....29
1900s	Frank Chance – .290	Frank Chance – 646	Frank Chance – 1062	Frank Chance – 172
1910	Solly Hofman.....325	Frank Schulte.....93	Frank Schulte.....168	Frank Schulte.....29
1911	Heinie Zimmerman.....307	Jimmy Sheckard.....*121	Frank Schulte.....173	Frank Schulte.....30
1912	Heinie Zimmerman.....*372	Heinie Zimmerman.....95	Heinie Zimmerman.....*207	Heinie Zimmerman.....41
1913	Heinie Zimmerman.....313	Tommy Leach.....*99	Vic Saier.....150	F. Schulte, H. Zimmerman.....28
1914	Heinie Zimmerman.....296	Vic Saier.....87	Heinie Zimmerman.....167	Heinie Zimmerman.....36
1915	Bob Fisher.....287	Vic Saier.....74	Bob Fisher.....163	Vic Saier.....35
1916	Heinie Zimmerman.....291	Max Flack.....65	Vic Saier.....126	V. Saier, H. Zimmerman.....25
1917	Les Mann.....273	Max Flack, Fred Merkle.....65	Fred Merkle.....146	Fred Merkle.....30
1918	Charlie Hollocher.....316	Max Flack.....76	Charlie Hollocher.....*161	Les Mann.....27
1919	Max Flack.....294	Max Flack.....71	Max Flack.....138	Charlie Deal.....23
1910s	Heinie Zimmerman – .306	Frank Schulte – 524	Heinie Zimmerman – 1027	Heinie Zimmerman – 196
1920	Max Flack.....302	Max Flack.....85	Max Flack.....157	Max Flack.....30
1921	Ray Grimes.....321	Ray Grimes.....91	Max Flack.....172	Ray Grimes.....38
1922	Ray Grimes.....354	Ray Grimes.....99	Charlie Hollocher.....201	Ray Grimes.....45
1923	Bob O'Farrell, Jigger Statz.....319	Jigger Statz.....110	Jigger Statz.....209	George Grantham.....36
1924	George Grantham.....316	George Grantham.....85	Jigger Statz.....152	Jigger Statz.....22
1925	Howard Freigau.....307	Sparky Adams.....95	Sparky Adams.....180	S. Adams, C. Grimm.....29
1926	Hack Wilson.....321	Cliff Heathcote.....98	Sparky Adams.....193	Hack Wilson.....36
1927	Riggs Stephenson.....344	Hack Wilson.....119	Riggs Stephenson.....199	Riggs Stephenson.....*46
1928	Riggs Stephenson.....324	Kiki Cuyler.....92	Riggs Stephenson.....166	Riggs Stephenson.....36
1929	Rogers Hornsby.....+380	Rogers Hornsby.....*#156	Rogers Hornsby.....+229	Rogers Hornsby.....47
1920s	Riggs Stephenson – .342	Hack Wilson – 440	Sparky Adams – 780	Gabby Hartnett – 143
1930	Riggs Stephenson.....367	Kiki Cuyler.....155	Kiki Cuyler.....228	Kiki Cuyler.....50
1931	C. Grimm, R. Hornsby.....331	Woody English.....117	Kiki Cuyler, Woody English.....202	Woody English.....38
1932	Riggs Stephenson.....324	Billy Herman.....102	Billy Herman.....206	Riggs Stephenson.....49
1933	Babe Herman.....289	Billy Herman.....82	Billy Herman.....173	Babe Herman.....36
1934	Kiki Cuyler.....338	Kiki Cuyler.....80	Kiki Cuyler.....189	Kiki Cuyler.....**42
1935	Gabby Hartnett.....344	Augie Galan.....*#133	Billy Herman.....*#227	Billy Herman.....*#57
1936	Frank Demaree.....350	Stan Hack.....102	Frank Demaree.....212	Billy Herman.....+57
1937	Gabby Hartnett.....354	Stan Hack, Billy Herman.....106	Frank Demaree.....199	Frank Demaree.....36
1938	Stan Hack.....320	Stan Hack.....109	Stan Hack.....195	Stan Hack, Billy Herman.....34
1939	Hank Leiber.....310	Stan Hack.....112	Stan Hack, Billy Herman.....191	Augie Galan.....36
1930s	Riggs Stephenson – .329	Billy Herman – 794	Billy Herman – 1540	Billy Herman – 322

#Major League Leader
 *National League Leader
 +Cubs All-Time Record

##Tied for Major League Lead
 **Tied for National League Lead

NOTE: 1870s decade leaders based on 725 at-bats ... other decades on 1,450 at-bats.

YEAR	TRIPLES	HOME RUNS	RUNS BATTED IN	STOLEN BASES
1876	Ross Barnes.....*#14	Cap Anson, Paul Hines.....2	Deacon White.....*#60	—
1877	Paul Hines, Cal McVey.....7	NONE.....0	Johnny Peters.....41	—
1878	Joe Start.....5	Hankinson, Remsen, Start.....1	Cap Anson.....40	—
1879	Ned Williamson.....13	Flint, Peters, Williamson.....1	Silver Flint.....41	—
1870s	Ross Barnes — 14	C. Anson, P. Hines, J. Peters — 2	Cap Anson — 165	—
1880	Abner Dalrymple.....12	George Gore.....2	Cap Anson.....*#74	—
1881	George Gore.....9	Tom Burns.....4	Cap Anson.....*#82	—
1882	Abner Dalrymple.....11	Silver Flint.....4	Cap Anson.....*#83	—
1883	King Kelly.....10	King Kelly.....3	Cap Anson.....68	—
1884	Fred Pfeffer.....10	Ned Williamson.....*#27	Cap Anson.....*102	—
1885	George Gore.....13	Abner Dalrymple.....*11	Cap Anson.....*#108	—
1886	A. Dalrymple, G. Gore.....12	Cap Anson.....10	Cap Anson.....*147	King Kelly.....53
1887	Marty Sullivan.....16	Fred Pfeffer.....16	Cap Anson.....102	Fred Pfeffer.....57
1888	G. Van Haltren, N. Williamson.....14	Jimmy Ryan.....*#16	Cap Anson.....*84	Fred Pfeffer.....64
1889	Jimmy Ryan.....14	Jimmy Ryan.....17	Cap Anson.....117	Hugh Duffy.....52
1880s	Cap Anson — 76	Fred Pfeffer — 69	Cap Anson — 967	Fred Pfeffer — 196
1890	Walt Wilmot.....13	Walt Wilmot.....**13	Cap Anson.....107	Walt Wilmot.....76
1891	Jimmy Ryan.....15	Walt Wilmot.....11	Cap Anson.....*#120	Walt Wilmot.....42
1892	Bill Dahlen.....19	Jimmy Ryan.....10	Cap Anson.....74	Bill Dahlen.....60
1893	Bill Dahlen.....15	Bill Lange.....8	Cap Anson.....91	Bill Lange.....47
1894	Bill Dahlen.....14	Bill Dahlen.....15	Walt Wilmot.....130	Walt Wilmot.....76
1895	Bill Lange.....16	Bill Lange.....10	Bill Lange.....98	Bill Lange.....67
1896	Bill Dahlen.....19	Bill Dahlen.....9	Bill Lange.....92	Bill Lange.....*#84
1897	Jimmy Ryan.....17	Bill Dahlen.....6	Jimmy Ryan.....85	Bill Lange.....*#73
1898	Jimmy Ryan.....13	Bill Lange.....5	Bill Dahlen, Jimmy Ryan.....79	Jimmy Ryan.....29
1899	Sam Mertes.....16	Sam Mertes.....9	Sam Mertes.....81	Sam Mertes.....45
1890s	Bill Dahlen — 106	Bill Dahlen — 57	Cap Anson — 747	Bill Lange — 399
1900	Bill Bradley.....8	Sam Mertes.....7	Sam Mertes.....60	Sam Mertes.....38
1901	Topsy Hartsel.....16	Topsy Hartsel.....7	Charlie Dexter.....66	Topsy Hartsel.....41
1902	Joe Tinker.....5	Charlie Dexter, Joe Tinker.....2	Johnny Kling.....59	Jimmy Slagle.....41
1903	Johnny Kling.....13	Johnny Kling.....3	Frank Chance.....81	Frank Chance.....**#67
1904	Joe Tinker.....13	Frank Chance.....6	Jack McCarthy.....51	Frank Chance.....42
1905	B. Maloney, F. Schulte.....14	Chance, Maloney, Tinker.....2	Frank Chance.....70	Bill Maloney.....**#59
1906	Frank Schulte.....**13	Frank Schulte.....7	Harry Steinfeldt.....**83	Frank Chance.....*#57
1907	Johnny Kling.....8	Johnny Evers, Frank Schulte.....2	Harry Steinfeldt.....70	Johnny Evers.....46
1908	Joe Tinker.....14	Joe Tinker.....6	Joe Tinker.....68	Johnny Evers.....36
1909	Frank Schulte, Joe Tinker.....11	Frank Schulte, Joe Tinker.....4	Frank Schulte.....60	Frank Chance.....29
1900s	Joe Tinker — 65	Joe Tinker — 21	Frank Chance — 501	Frank Chance — 357
1910	Solly Hofman.....16	Frank Schulte.....**#10	Solly Hofman.....86	Solly Hofman.....29
1911	Frank Schulte.....*21	Frank Schulte.....*#21	Frank Schulte.....**107	Jimmy Sheekard.....32
1912	V. Saier, H. Zimmerman.....14	Heinie Zimmerman.....*14	Heinie Zimmerman.....99	Joe Tinker.....25
1913	Vic Saier.....*21	Vic Saier.....14	Vic Saier.....95	Vic Saier.....26
1914	Heinie Zimmerman.....12	Vic Saier.....18	Heinie Zimmerman.....87	Wilbur Good.....31
1915	V. Saier, H. Zimmerman.....11	Cy Williams.....13	Vic Saier, Cy Williams.....64	Vic Saier.....29
1916	Les Mann, Cy Williams.....9	Cy Williams.....**#12	Cy Williams.....66	Max Flack.....24
1917	Les Mann.....10	Larry Doyle.....6	Larry Doyle.....61	Max Flack, Rollie Zeider.....17
1918	Max Flack.....10	Max Flack.....4	Fred Merkle.....65	Charlie Hollocher.....26
1919	Les Mann.....8	Max Flack.....6	Fred Merkle.....62	Fred Merkle.....20
1910s	Heinie Zimmerman — 77	Frank Schulte — 74	Heinie Zimmerman — 530	Frank Schulte — 127
1920	Dave Robertson.....11	Dave Robertson.....10	Dave Robertson.....75	Charlie Hollocher.....20
1921	C. Deal, C. Hollocher.....8	Max Flack, Ray Grimes.....6	Ray Grimes.....79	Max Flack, George Maisel.....17
1922	Ray Grimes.....12	Ray Grimes.....14	Ray Grimes.....99	Charlie Hollocher.....19
1923	Barney Friberg.....11	Hack Miller.....20	Barney Friberg, Hack Miller.....88	George Grantham.....43
1924	G. Hartnett, C. Heathcote.....7	Gabby Hartnett.....16	Barney Friberg.....82	Cliff Heathcote.....26
1925	Howard Freigau.....10	Gabby Hartnett.....24	Charlie Grimm.....76	Sparky Adams.....26
1926	Hack Wilson.....8	Hack Wilson.....*21	Hack Wilson.....109	Sparky Adams.....27
1927	Hack Wilson.....12	Hack Wilson.....**30	Hack Wilson.....129	Sparky Adams.....26
1928	Cuyler, Hartnett, Stephenson, Wilson.....9	Hack Wilson.....**31	Hack Wilson.....120	Kiki Cuyler.....*#37
1929	Rogers Hornsby.....8	R. Hornsby, H. Wilson.....39	Hack Wilson.....*#159	Kiki Cuyler.....*#43
1920s	Hack Wilson — 34	Hack Wilson — 121	Hack Wilson — 517	Cliff Heathcote — 117
1930	Kiki Cuyler, Woody English.....17	Hack Wilson.....*#56	Hack Wilson.....**#191	Kiki Cuyler.....*#37
1931	Kiki Cuyler.....12	Rogers Hornsby.....16	Rogers Hornsby.....90	Kiki Cuyler.....13
1932	Kiki Cuyler.....9	Johnny Moore.....13	Riggs Stephenson.....85	Billy Herman.....14
1933	Babe Herman.....12	Gabby Hartnett, Billy Herman.....16	Babe Herman.....93	Babe Herman.....6
1934	Kiki Cuyler.....8	Gabby Hartnett.....22	Gabby Hartnett.....90	Kiki Cuyler.....15
1935	Phil Cavarretta.....12	Chuck Klein.....21	Gabby Hartnett.....91	Augie Galan.....*22
1936	Billy Herman.....7	Frank Demaree.....16	Frank Demaree.....96	Stan Hack.....17
1937	Billy Herman.....11	Augie Galan.....18	Frank Demaree.....115	Augie Galan.....*23
1938	Stan Hack.....11	Ripper Collins.....13	Augie Galan.....69	Stan Hack.....*16
1939	Billy Herman.....*#18	Hank Leiber.....24	Hank Leiber.....88	Stan Hack.....**17
1930s	Billy Herman — 64	Gabby Hartnett — 149	Gabby Hartnett — 777	Stan Hack — 100

Cubs Yearly Batting Leaders From 1940-1989

YEAR	BATTING AVERAGE	RUNS SCORED	HITS	DOUBLES
1940	Stan Hack..... .317	Stan Hack..... 101	Stan Hack..... **191	Jim Gleason..... 39
1941	Stan Hack..... .317	Stan Hack..... 111	Stan Hack..... *186	Dom Dallessandro..... 36
1942	Stan Hack, Lou Novikoff..... .300	Stan Hack..... 91	Bill Nicholson..... 173	Stan Hack..... 36
1943	Bill Nicholson..... .309	Bill Nicholson..... 95	Bill Nicholson..... 188	Bill Nicholson..... 30
1944	Phil Cavarretta..... .321	Bill Nicholson..... *116	Phil Cavarretta..... **197	Don Johnson..... 37
1945	Phil Cavarretta..... *.355	Stan Hack..... 110	Stan Hack..... 193	Phil Cavarretta..... 34
1946	Eddie Waitkus..... .304	Phil Cavarretta..... .89	Phil Cavarretta..... 150	Phil Cavarretta..... 28
1947	Phil Cavarretta..... .314	Bill Nicholson..... 69	Andy Paiko..... 155	Bill Nicholson, Eddie Waitkus..... 28
1948	Andy Paiko..... .312	Eddie Waitkus..... 87	Andy Paiko..... 171	Andy Paiko..... 30
1949	Andy Paiko..... .281	Andy Paiko..... 79	Andy Paiko..... 146	Andy Paiko..... 29
1940s	Stan Hack – .303	Bill Nicholson – 701	Phil Cavarretta – 1304	Phil Cavarretta – 241
1950	Andy Paiko..... .304	Andy Paiko..... 95	Andy Paiko..... 156	Hank Sauer..... 32
1951	Frank Baumholtz..... .284	Randy Jackson..... 78	Frankie Baumholtz..... 159	Frankie Baumholtz..... 28
1952	Frank Baumholtz..... .325	Hank Sauer..... 89	Dee Fondy..... 166	Hank Sauer..... 31
1953	Dee Fondy..... .309	Dee Fondy..... 79	Dee Fondy..... 184	Frankie Baumholtz..... 36
1954	Hank Sauer..... .288	Hank Sauer..... 98	Ernie Banks..... 163	Ralph Kiner..... 36
1955	Ernie Banks..... .295	Ernie Banks..... 98	Ernie Banks..... 176	Gene Baker, Ernie Banks..... 29
1956	Ernie Banks..... .297	Ernie Banks..... 82	Ernie Banks..... 160	Walt Moryn..... 27
1957	Walt Moryn..... .289	Ernie Banks..... 113	Ernie Banks..... 169	Ernie Banks..... 34
1958	Ernie Banks..... .313	Ernie Banks..... 119	Ernie Banks..... 193	Bobby Thomson..... 27
1959	Ernie Banks..... .304	Ernie Banks..... 97	Ernie Banks..... 179	Tony Taylor..... 30
1950s	Frank Baumholtz – .300	Ernie Banks – 582	Ernie Banks – 1051	Ernie Banks – 156
1960	Richie Ashburn..... .291	Richie Ashburn..... 99	Ernie Banks..... 162	Ernie Banks..... 32
1961	George Altman..... .303	Ron Santo..... 84	Ron Santo..... 164	Ron Santo..... 32
1962	George Altman..... .318	Billy Williams..... 94	Billy Williams..... 184	George Altman..... 27
1963	Ron Santo..... .297	Billy Williams..... 87	Ron Santo..... 187	Billy Williams..... 36
1964	Ron Santo..... .313	Billy Williams..... 100	Billy Williams..... 201	Billy Williams..... 39
1965	Billy Williams..... .315	Billy Williams..... 115	Billy Williams..... 203	Billy Williams..... 39
1966	Ron Santo..... .312	Billy Williams..... 100	Glenn Beckert..... 188	Adolfo Phillips..... 29
1967	Ron Santo..... .300	Ron Santo..... 107	Ron Santo, Billy Williams..... 176	Glenn Beckert..... 32
1968	Glenn Beckert..... .294	Glenn Beckert..... *#98	Glenn Beckert..... 189	Billy Williams..... 30
1969	Billy Williams..... .293	Don Kessinger..... 109	Billy Williams..... 188	Don Kessinger..... 38
1960s	Billy Williams – .292	Billy Williams – 861	Billy Williams – 1651	Billy Williams – 263
1970	Billy Williams..... .322	Billy Williams..... *#137	Billy Williams..... **205	Billy Williams..... 34
1971	Glenn Beckert..... .342	Billy Williams..... 86	Glenn Beckert..... 181	Billy Williams..... 27
1972	Billy Williams..... *.333	Jose Cardenal..... 96	Billy Williams..... 191	Billy Williams..... 34
1973	Jose Cardenal..... .303	Rick Monday..... 93	Billy Williams..... 166	Jose Cardenal..... 33
1974	Bill Madlock..... .313	Rick Monday..... 84	Jose Cardenal..... 159	Jose Cardenal..... 35
1975	Bill Madlock..... *.354	Rick Monday..... 89	Jose Cardenal, Bill Madlock..... 182	Jose Cardenal..... 30
1976	Bill Madlock..... *.339	Rick Monday..... 107	Bill Madlock..... 174	Bill Madlock..... 36
1977	Steve Ontiveros..... .299	Ivan DeJesus..... 91	Ivan DeJesus..... 166	Jerry Morales..... 34
1978	Bill Buckner..... .323	Ivan DeJesus..... *104	Ivan DeJesus..... 172	Bill Buckner..... 26
1979	Dave Kingman..... .288	Dave Kingman..... 97	Ivan DeJesus..... 180	Bill Buckner, Jerry Martin..... 34
1970s	Bill Madlock – .336	Don Kessinger – 466	Don Kessinger – 937	Jose Cardenal – 159
1980	Bill Buckner..... *.324	Ivan DeJesus..... 78	Bill Buckner..... 187	Bill Buckner..... 41
1981	Bill Buckner..... .311	Ivan DeJesus..... 49	Bill Buckner..... 131	Bill Buckner..... **35
1982	Leon Durham..... .312	Ryne Sandberg..... 103	Bill Buckner..... 201	Bill Buckner..... 34
1983	Keith Moreland..... .302	Ryne Sandberg..... 94	Bill Buckner..... 175	Bill Buckner..... **38
1984	Ryne Sandberg..... .314	Ryne Sandberg..... *114	Ryne Sandberg..... 200	Ryne Sandberg..... 36
1985	Keith Moreland..... .307	Ryne Sandberg..... 113	Ryne Sandberg..... 186	Leon Durham..... 32
1986	Ryne Sandberg..... .284	Keith Moreland..... 72	Ryne Sandberg..... 178	Shawon Dunston..... 37
1987	Ryne Sandberg..... .294	Andre Dawson..... 90	Andre Dawson..... 178	Keith Moreland..... 29
1988	Rafael Palmeiro..... .307	Andre Dawson..... 78	Andre Dawson..... 179	Rafael Palmeiro..... 41
1989	Mark Grace..... .314	Ryne Sandberg..... *104	Ryne Sandberg..... 176	Mark Grace..... 28
1980s	Bill Buckner – .302	Ryne Sandberg – 754	Ryne Sandberg – 1394	Ryne Sandberg – 226

YOU CAN COME HOME AGAIN

Of the more than 1,800 players who have appeared in at least one game for the Cubs, six have had 10-plus year interruptions in their time with the club:

- 13 years: Roger Bresnahan (1900 ... 1913-1915) and Johnny Moore (1928-1929, 1931-1932 ... 1945)
- 12 years: Larry Gura (1970-1973 ... 1985) and Dave Martinez (1986-1988 ... 2000)
- 11 years: Greg Maddux (1986-1992 ... 2004-2006)
- 10 years: Lonny Frey (1937 ... 1947)

The longest span between homers for the team belongs to Billy Jurgens, who went nine years, 22 days between Cubs homers August 2, 1938, through August 24, 1947 (both homers were hit at the Polo Grounds). Jurgens was a Cub from 1931-1938 and in 1946-1947.

YEAR	TRIPLES	HOME RUNS	RUNS BATTED IN	STOLEN BASES
1940	Jim Gleason.....11	Bill Nicholson.....25	Bill Nicholson.....98	Stan Hack.....21
1941	Stan Hack.....5	Bill Nicholson.....26	Bill Nicholson.....98	Stan Hack.....10
1942	Bill Nicholson.....11	Bill Nicholson.....21	Bill Nicholson.....78	Lennie Merullo.....14
1943	Peanuts Lowrey.....12	Bill Nicholson.....*29	Bill Nicholson.....*#128	Peanuts Lowrey.....13
1944	Phil Cavarretta.....15	Bill Nicholson.....*#33	Bill Nicholson.....*#122	Roy Hughes.....16
1945	Andy Pafko.....12	Bill Nicholson.....13	Andy Pafko.....110	Stan Hack.....12
1946	Phil Cavarretta.....10	P. Cavarretta, B. Nicholson.....8	Phil Cavarretta.....78	Peanuts Lowrey.....10
1947	Andy Pafko.....7	Bill Nicholson.....26	Bill Nicholson.....75	Lennie Merullo, Andy Pafko.....4
1948	Eddie Waitkus.....10	Andy Pafko.....26	Andy Pafko.....101	Eddie Waitkus.....11
1949	Roy Smalley.....10	Hank Sauer.....27	Hank Sauer.....83	Hal Jeffcoat.....12
1940s	Phil Cavarretta – 70	Bill Nicholson – 200	Bill Nicholson – 795	Stan Hack – 65
1950	Roy Smalley.....9	Andy Pafko.....36	Hank Sauer.....103	Wayne Terwilliger.....13
1951	Frankie Baumholtz.....10	Hank Sauer.....30	Hank Sauer.....89	Randy Jackson.....14
1952	Dee Fondy.....9	Hank Sauer.....**#37	Hank Sauer.....*#121	Dee Fondy.....13
1953	Dee Fondy.....11	Ralph Kiner.....28	Ralph Kiner.....87	Eddie Miksis.....13
1954	Ernie Banks.....7	Hank Sauer.....41	Hank Sauer.....103	Dee Fondy.....20
1955	Ernie Banks.....9	Ernie Banks.....44	Ernie Banks.....117	Gene Baker, Ernie Banks.....9
1956	Dee Fondy.....9	Ernie Banks.....28	Ernie Banks.....85	Solly Drake, Dee Fondy.....9
1957	Ernie Banks.....6	Ernie Banks.....43	Ernie Banks.....102	Ernie Banks.....8
1958	Ernie Banks.....11	Ernie Banks.....*#47	Ernie Banks.....*#129	Tony Taylor.....21
1959	Al Dark.....9	Ernie Banks.....45	Ernie Banks.....*#143	Tony Taylor.....23
1950s	Ernie Banks – 48	Ernie Banks – 228	Ernie Banks – 661	Dee Fondy – 66
1960	Bob Will.....9	Ernie Banks.....*#41	Ernie Banks.....117	Richie Ashburn.....16
1961	George Altman.....*12	Ernie Banks.....29	George Altman.....96	Richie Ashburn.....7
1962	Ken Hubbs.....9	Ernie Banks.....37	Ernie Banks.....104	George Altman.....19
1963	Lou Brock.....11	Ron Santo, Billy Williams.....25	Ron Santo.....99	Lou Brock.....24
1964	Ron Santo.....**#13	Billy Williams.....33	Ron Santo.....114	Billy Cowan.....12
1965	Billy Williams.....6	Billy Williams.....34	Billy Williams.....108	Don Landrum.....14
1966	Ron Santo.....8	Ron Santo.....30	Ron Santo.....94	Adolfo Phillips.....32
1967	Billy Williams.....12	Ron Santo.....31	Ron Santo.....98	Adolfo Phillips.....24
1968	Billy Williams.....8	Ernie Banks.....32	Ron Santo, Billy Williams.....98	Don Kessinger, Adolfo Phillips.....9
1969	Billy Williams.....10	Ron Santo.....29	Ron Santo.....123	Don Kessinger.....11
1960s	Billy Williams – 69	Ernie Banks – 269	Ron Santo – 937	Adolfo Phillips – 66
1970	Don Kessinger.....14	Billy Williams.....42	Billy Williams.....129	Don Kessinger.....12
1971	Don Kessinger.....6	Billy Williams.....28	Billy Williams.....93	Don Kessinger.....15
1972	Cardenal, Kessinger, Williams.....6	Billy Williams.....37	Billy Williams.....122	Jose Cardenal.....25
1973	Rick Monday.....5	Rick Monday.....26	Billy Williams.....86	Jose Cardenal.....19
1974	Kessinger, Monday, Morales.....7	Rick Monday.....20	Jerry Morales.....82	Jose Cardenal.....23
1975	Don Kessinger.....10	Andre Thornton.....18	Jerry Morales.....91	Jose Cardenal.....34
1976	Rick Monday, Joe Wallis.....5	Rick Monday.....32	Bill Madlock.....84	Jose Cardenal.....23
1977	Ivan DeJesus.....7	Bobby Murcer.....27	Bobby Murcer.....89	Ivan DeJesus.....24
1978	Ivan DeJesus, Greg Gross.....7	Dave Kingman.....28	Dave Kingman.....79	Ivan DeJesus.....41
1979	Ivan DeJesus.....10	Dave Kingman.....*#48	Dave Kingman.....115	Ivan DeJesus.....24
1970s	Don Kessinger – 46	Billy Williams – 143	Billy Williams – 498	Jose Cardenal – 129
1980	Lenny Randle.....6	Jerry Martin.....23	Jerry Martin.....73	Ivan DeJesus.....44
1981	Leon Durham.....6	Bill Buckner, Leon Durham.....10	Bill Buckner.....75	Leon Durham.....25
1982	Larry Bowa, Leon Durham.....7	Leon Durham.....22	Bill Buckner.....105	Bump Wills.....35
1983	Leon Durham.....8	Ron Cey, Jody Davis.....24	Ron Cey.....90	Ryne Sandberg.....37
1984	Ryne Sandberg.....**#19	Ron Cey.....25	Ron Cey.....97	Bobby Demier.....45
1985	Ryne Sandberg.....6	Ryne Sandberg.....26	Keith Moreland.....106	Ryne Sandberg.....54
1986	Leon Durham.....7	Gary Matthews, Jody Davis.....21	Keith Moreland.....79	Ryne Sandberg.....34
1987	Dave Martinez.....8	Andre Dawson.....*#49	Andre Dawson.....*#137	Ryne Sandberg.....21
1988	A. Dawson, R. Sandberg.....8	Andre Dawson.....24	Andre Dawson.....79	Shawon Dunston.....30
1989	Dawson, Dunston, Smith.....6	Ryne Sandberg.....30	Mark Grace.....79	Jerome Walton.....24
1980s	Ryne Sandberg – 54	Ryne Sandberg – 139	Ryne Sandberg – 549	Ryne Sandberg – 250

IF AT FIRST ...

On June 29, 1937, Cubs first baseman Jimmy Collins set a National League record by not having any fielding chances in the Cubs' 11-9 victory over the Cardinals in St. Louis. Left fielder Augie Galan and catcher Gabby Hartnett each had eight of the Cubs' 27 putouts, followed by second baseman Billy Herman (4), shortstop Billy Jurges (3), center fielder Joe Marty (2), starting right fielder Frank Demaree (1) and substitute right fielder Phil Cavarretta (1). Herman had both Cubs assists in the game on force plays at second base.

The only other N.L. first baseman to accomplish that feat was the Cubs' Fred McGriff – on August 15, 2002, vs. Houston. Catchers Todd Hundley (14) and Joe Girardi (3) recorded 17 of the club's 27 putouts via the strikeout route. Shortstop Alex Gonzalez had the Cubs' only assist on a ninth-inning ground out.

Cubs Yearly Batting Leaders From 1990-2012

YEAR	BATTING AVERAGE	RUNS SCORED	HITS	DOUBLES
1990	Andre Dawson..... .310	Ryne Sandberg..... *116	Ryne Sandberg.....188	Mark Grace.....32
1991	Ryne Sandberg..... .291	Ryne Sandberg.....104	Ryne Sandberg.....170	Ryne Sandberg.....32
1992	Mark Grace..... .307	Ryne Sandberg.....100	Ryne Sandberg.....186	Mark Grace.....37
1993	Mark Grace..... .325	Sammy Sosa.....92	Mark Grace.....193	Mark Grace.....39
1994	Sammy Sosa..... .300	Sammy Sosa.....59	Sammy Sosa.....128	Rick Wilkins.....25
1995	Mark Grace..... .326	Mark Grace.....97	Mark Grace.....180	Mark Grace.....*51
1996	Mark Grace..... .331	Brian McRae.....111	Mark Grace.....181	Mark Grace.....39
1997	Mark Grace..... .319	Sammy Sosa.....90	Mark Grace.....177	Mark Grace.....32
1998	Mark Grace..... .309	Sammy Sosa.....*#134	Sammy Sosa.....198	Mark Grace.....39
1999	Mark Grace..... .309	Sammy Sosa.....114	Mark Grace.....183	Mark Grace.....44
1990s	Mark Grace – .311	Mark Grace – 843	Mark Grace – 1754	Mark Grace – 364
2000	Sammy Sosa..... .320	Sammy Sosa.....106	Sammy Sosa.....193	Mark Grace.....41
2001	Sammy Sosa..... .328	Sammy Sosa.....*#146	Sammy Sosa.....189	Eric Young.....43
2002	Sammy Sosa..... .288	Sammy Sosa.....*122	Sammy Sosa.....160	Corey Patterson.....30
2003	Mark Grudzielanek..... .314	Sammy Sosa.....99	Moises Alou.....158	Mark Grudzielanek.....38
2004	Aramis Ramirez..... .318	Moises Alou.....106	Moises Alou.....176	Derrek Lee.....39
2005	Derrek Lee..... *.335	Derrek Lee.....120	Derrek Lee.....199	Derrek Lee.....50
2006	Michael Barrett..... .305	Aramis Ramirez.....93	Juan Pierre.....*204	Aramis Ramirez.....38
2007	Derrek Lee..... .301	Alfonso Soriano.....97	Derrek Lee.....180	Derrek Lee.....43
2008	Ryan Theriot..... .307	Mark DeRosa.....103	Derrek Lee.....181	Aramis Ramirez.....44
2009	Derrek Lee..... .306	Derrek Lee.....91	Ryan Theriot.....171	Kosuke Fukudome.....38
2000s	Derrek Lee – .304	Sammy Sosa – 542	Aramis Ramirez – 961	Derrek Lee – 218
2010	Starlin Castro..... .300	Marlon Byrd.....84	Marlon Byrd.....170	Alfonso Soriano.....40
2011	Starlin Castro..... .307	Starlin Castro.....91	Starlin Castro.....*207	Starlin Castro.....36
2012	Anthony Rizzo..... .285	Starlin Castro.....78	Starlin Castro.....183	Alfonso Soriano.....33
2010s	Starlin Castro – .297	Starlin Castro – 222	Starlin Castro – 183	Alfonso Soriano – 100

YEAR	TRIPLES	HOME RUNS	RUNS BATTED IN	STOLEN BASES
1990	Shawon Dunston.....8	Ryne Sandberg.....*40	A. Dawson, R. Sandberg.....100	S. Dunston, R. Sandberg.....25
1991	Shawon Dunston.....7	Andre Dawson.....31	Andre Dawson.....104	Ced Landrum.....27
1992	Ryne Sandberg.....8	Ryne Sandberg.....26	Andre Dawson.....90	Ryne Sandberg.....17
1993	Dwight Smith, Sammy Sosa.....5	Sammy Sosa.....33	Mark Grace.....98	Sammy Sosa.....36
1994	Sammy Sosa.....6	Sammy Sosa.....25	Sammy Sosa.....70	Sammy Sosa.....22
1995	Scott Bulllett, Brian McRae.....7	Sammy Sosa.....36	Sammy Sosa.....119	Sammy Sosa.....34
1996	Brian McRae.....5	Sammy Sosa.....40	Sammy Sosa.....100	Brian McRae.....37
1997	5 players tied at.....5	Sammy Sosa.....36	Sammy Sosa.....119	Shawon Dunston.....29
1998	Brant Brown, Jose Hernandez.....7	Sammy Sosa.....+66	Sammy Sosa.....*#158	Sammy Sosa.....18
1999	Lance Johnson.....6	Sammy Sosa.....63	Sammy Sosa.....141	Lance Johnson.....13
1990s	Mark Grace – 30	Sammy Sosa – 307	Sammy Sosa – 825	Sammy Sosa – 172
2000	Damon Buford, Jose Nieves.....3	Sammy Sosa.....*#50	Sammy Sosa.....138	Eric Young.....54
2001	Michael Tucker.....7	Sammy Sosa.....64	Sammy Sosa.....*#160	Eric Young.....31
2002	A. Gonzalez, C. Patterson.....5	Sammy Sosa.....*49	Sammy Sosa.....108	Corey Patterson.....18
2003	Corey Patterson.....7	Sammy Sosa.....40	Sammy Sosa.....103	Tom Goodwin.....19
2004	M. Barrett, C. Patterson.....5	Moises Alou.....39	Aramis Ramirez.....106	Corey Patterson.....32
2005	Four Tied.....3	Derrek Lee.....46	Derrek Lee.....107	D. Lee, C. Patterson.....15
2006	Juan Pierre.....13	Aramis Ramirez.....38	Aramis Ramirez.....119	Juan Pierre.....58
2007	Derrek Lee.....5	Alfonso Soriano.....33	Aramis Ramirez.....101	Ryan Theriot.....28
2008	Ryan Theriot.....4	Alfonso Soriano.....29	Aramis Ramirez.....111	Ryan Theriot.....22
2009	Kosuke Fukudome, Ryan Theriot...5	Derrek Lee.....35	Derrek Lee.....111	Ryan Theriot.....21
2000s	Corey Patterson – 21	Sammy Sosa – 238	Aramis Ramirez – 630	Corey Patterson – 86
2010	Tyler Colvin, Starlin Castro.....5	Aramis Ramirez.....25	Aramis Ramirez.....83	Ryan Theriot.....16
2011	Starlin Castro.....9	Carlos Peña.....28	Aramis Ramirez.....93	Tony Campana.....24
2012	Starlin Castro.....12	Alfonso Soriano.....32	Alfonso Soriano.....108	Tony Campana.....30
2010s	Starlin Castro – 26	Alfonso Soriano – 82	Alfonso Soriano – 275	Starlin Castro – 57

KEEPING THE ROTATION TOGETHER

The Cubs utilized as few as seven starters in a campaign as recently as 2004, when the only pitchers to start for the club were Matt Clement, Greg Maddux, Sergio Mitre, Mark Prior, Glendon Rusch, Kerry Wood and Carlos Zambrano.

Since 1900, the club mark for fewest starters in a season is six – set in 1901. During the 19th century, the team utilized as few as two starters in four seasons, most recently during a 98-game 1883 campaign (Larry Corcoran 53 starts, Fred Goldsmith 45 starts).

Cubs Batting Records Since 1900

CAREER BATTING RECORDS

LEFT-HANDED BATTER		RIGHT-HANDED BATTER
8,479, Billy Williams	At-Bats	9,421, Ernie Banks
308, Mark Grace	Batting Average	336, Madlock, Stephenson
2,510, Billy Williams	Hits	2,583, Ernie Banks
1,692, Stan Hack	Singles	1,624, Ryne Sandberg
456, Mark Grace	Doubles	407, Ernie Banks
117, Wildfire Schulte	Triples	93, Joe Tinker
392, Billy Williams	Home Runs	545, Sammy Sosa
8, Nicholson, Williams	Grand Slams	12, Ernie Banks
1,353, Billy Williams	Runs Batted In	1,636, Ernie Banks
881, Billy Williams	Extra-Base Hits	1,009, Ernie Banks
4,262, Billy Williams	Total Bases	4,706, Ernie Banks
503, Billy Williams	Slugging Percentage	590, Hack Wilson

Games: 2,528.....	Ernie Banks
Consecutive Games Played: 1,117.....	Billy Williams
Years: 20.....	Phil Cavarretta
Multiple-Homer Games: 65.....	Sammy Sosa
3-Homer Games: ++6.....	Sammy Sosa
Runs Scored: 1,316.....	Ryne Sandberg
Bases on Balls: 1,092.....	Stan Hack
Strikeouts: 1,815.....	Sammy Sosa
Stolen Bases: 383.....	Frank Chance
Consecutive Successful Steal Attempts: 34.....	Eric Young (7/9/2000-4/6/2001)

SINGLE-SEASON BATTING RECORDS

LEFT-HANDED BATTER		RIGHT-HANDED BATTER	
699, Juan Pierre (2006) At-Bats	674, Starlin Castro (2011)	
355, Phil Cavarretta (1945) Batting Average	380, Rogers Hornsby (1929)	
205, Billy Williams (1970) Hits	229, Rogers Hornsby (1929)	
156, Juan Pierre (2006) Singles	165, Earl Adams (1927)	
51, Mark Grace (1995) Doubles	57, Billy Herman (1935, 1936)	
21, Schulte (1911), Saier (1913) Triples	19, Ryne Sandberg (1984)	
42, Billy Williams (1970) Home Runs	66, Sammy Sosa (1998)	
129, Billy Williams (1970) Runs Batted In	+191, Hack Wilson (1930)	
80, Billy Williams (1970) Extra-Base Hits	103, Sammy Sosa (2001)	
373, Billy Williams (1970) Total Bases	425, Sammy Sosa (2001)	
606, Billy Williams (1972) Slugging Percentage	737, Sammy Sosa (2001)	

[illegible]

Home Runs, Two-Straight Games: ++5 Billy Williams (9/8-10/1968),
Dave Kingman (7/27-28/1979)

Home Runs, Three-Straight Games: 5.....Bill Nicholson (7/22-23 [DH]/1944),
Andre Dawson (6/1-3/1987; 8/20-22/1987),
Sammy Sosa (6/19-21/1998; 8/10-12/2002)

Home Runs, Calendar Week: **8.....Sammy Sosa (6/14-20/1998)

Home Runs, 10-Game Span: 9.....Sammy Sosa (5/25-6/7/1998; 6/13-21/1998)

Home Runs, Consecutive At-Bats: ++4.....Bill Nicholson (7/22-23/1944)

Home Runs vs. One Team: **13 Hank Sauer (1954 vs. Pittsburgh)

Home Runs Leading Off Games: 12 Alfonso Soriano (2007)

Multiple-Homer Games: ++11 Sammy Sosa (1998)

Three-Homer Games: +3..... Sammý Sosa (2001)

Homers, Consecutive Series: 15..... Sammy Sosa (1998)

Runs Batted In, Month: 53..... Hack Wilson (August 1930)

Consecutive Games with RBI: +17 Ray Grimes (6/27-7/23/1922) (27 RBI)

Consecutive-Game Hitting Streak: 30.....Jerome Walton (1989)

Stolen Bases: 67 Frank Chance (1903)

Consecutive Successful Steal Attempts: 28..... Eric Young (7/9/2000-end of

season)

Caught Stealing: 29 Charlie Hollocher (1922)

Bases on Balls: 147 Jimmy Sheckard (1911)

Intentional Bases on Balls: 37..... Sammy Sosa (2001)

Strikeouts: 174..... Sammy Sosa (1997)

Fewest Strikeouts: 5..... Charlie Hollocher (1922) (592 AB)

Sacrifice Hits (Since 1954): 19.....Ryan Dempster (2008)

Sacrifice Flies (Since 1954): 14..... Ron Santo (1969)

Hit By Pitch: 17 Frank Chance (1905), Marlon Byrd (2010)

Grounded into Double Play: 27 Ron Santo (1973), Derrek Lee (2008)

CUBS 200 HITS IN A SEASON

1887	Cap Anson	224
1912	Heinie Zimmerman	207
1922	Charlie Hollocher	201
1923	Jigger Statz	209
1929	Rogers Hornsby	229
1930	Kiki Cuyler	228
1930	Woody English	214
1930	Hack Wilson	208
1931	Kiki Cuyler	202
1931	Woody English	202
1932	Billy Herman	206
1935	Augie Galan	203
1935	Billy Herman	227
1936	Frank Demaree	212
1936	Billy Herman	211
1964	Billy Williams	201
1965	Billy Williams	203
1970	Billy Williams	205
1982	Bill Buckner	201
1984	Ryne Sandberg	200
2006	Juan Pierre	204
2011	Starlin Castro	207

LONGEST HITTING STREAKS

1894	Bill Dahlen.....	42 games
1876	Cal McVey.....	30
1989	Jerome Walton.....	30
1892	Jimmy Ryan.....	29
1894	Bill Dahlen.....	28
1966	Ron Santo.....	28
1929	Hack Wilson.....	27
1968	Glenn Beckert.....	27
1896	George Decker.....	26
1973	Glenn Beckert.....	26
1927	Hack Wilson.....	25
1937	Gabby Hartnett.....	24
1945	Stan Hack.....	24
1912	Heinie Zimmerman.....	23
1930	Hack Wilson.....	22
1943	Bill Nicholson.....	21
1980	Lenny Randle.....	21
2009	Derrek Lee.....	21
1929	Hack Wilson.....	20
1934	Billy Herman.....	20
1966	Glenn Beckert.....	20
1988	Rafael Palmeiro.....	20
2007	Alfonso Soriano.....	20

HITTING FOR THE CYCLE

Jimmy Ryan	7/28/1888 vs. Detroit
Jimmy Ryan	7/1/1891 vs. Cleveland
Hack Wilson	6/23/1930 vs. Philadelphia
Babe Herman	9/30/1933 @ St. Louis
Roy Smalley	6/28/1950 vs. St. Louis
Lee Walls	7/2/1957 vs. Cincinnati
Billy Williams	7/17/1966 @ St. Louis
Randy Hundley	8/11/1966 vs. Houston
Ivan DeJesus	4/22/1980 vs. St. Louis
Andre Dawson	4/29/1987 vs. San Francisco
Mark Grace	5/9/1993 vs. San Diego

OPENING DAY RUNS SCORED

The Cubs scored a club-record 16 Opening Day runs in both 2005 and 2006.

In 2005, Chicago used an Opening Day-record 23 hits in a 16-6 win at Arizona on April 4 ... Aramis Ramirez drove in four runs while Derrek Lee added five RBI.

In 2006, the Cubs beat the Reds, 16-7, on April 3 at Cincinnati ... Chicago used a seven-run sixth inning to break a 5-5 deadlock en route to the season-opening victory.

ROOKIE BATTING RECORDS

Games: 160	Ken Hubbs (1962)
At-Bats: 661	Ken Hubbs (1962)
Batting Average: .352	Hack Miller (1922)
Runs Scored: 103	Ryne Sandberg (1982)
Hits: 206	Billy Herman (1932)
Singles: 156	Billy Herman (1932)
Doubles: 42	Billy Herman (1932)
Triples: 14	Frank Schulte (1905)
Extra-Base Hits: 60	Geovany Soto (2008)
Home Runs: 25	Billy Williams (1961)
Total Bases: 265	Billy Herman (1932)
Runs Batted In: 86	Billy Williams (1961), Geovany Soto (2008)
Stolen Bases: 43	George Grantham (1923)
Bases on Balls: 92	Eddie Stanky (1943)
Strikeouts: 143	Byron Browne (1966)
Consecutive-Game Hitting Streak: 30	Jerome Walton (1989)

CLUB SINGLE-SEASON BATTING RECORDS

Highest Batting Average: .309	1930
Lowest Batting Average: .236	1981 (Shortened Season)
	.238 1963, 1965
Most At-Bats: 5,675	1988
Fewest At-Bats: 3,546	1981 (Shortened Season)
	4,581 1919
Most Runs Scored: 998	1930
Fewest Runs Scored: 370	1981 (Shortened Season)
	454 1919
Most Hits: 1,722	1930
Fewest Hits: 838	1981 (Shortened Season)
	1,174 1919
Most Doubles: 340	1931, 2007
Fewest Doubles: 133	1902
Most Triples: 101	1911
Fewest Triples: 19	1996
Most Home Runs: 235	2004
Fewest Home Runs: 6	1902
Consecutive Games with Home Runs: 17	1998 (8/19-9/5)
Start of Season: +13	1954 (4/13-5/2)
Grand Slams: 9	1929
Most Runs Batted In: 940	1930
Fewest Runs Batted In: 348	1981 (Shortened Season)
	387 1919
Most Total Bases: 2,684	1930
Fewest Total Bases: 1,205	1981 (Shortened Season)
	1,455 1902
Most Extra-Base Hits: 572	2004
Fewest Extra-Base Hits: 179	1902
Highest Slugging Percentage: .481	1930
Lowest Slugging Percentage: .299	1902
Most Sacrifice Hits: 270	1908
Most Sacrifice Flies: 66	1975
Most Stolen Bases: 283	1906
Fewest Stolen Bases: 22	1947
Most Caught Stealing: *149	1924
Most Bases on Balls: 650	1975
Fewest Bases on Balls: 298	1904, 1919
Most Strikeouts: 1,269	2002
Fewest Strikeouts: 343	1918 (Shortened Season)
	359 1919
Most Hit By Pitch: 66	2001
Fewest Hit By Pitch: 13	1956, 1981
Most Sacrifice Bunts (Since 1954): 117	2001
Most Grounded into Double Plays: 161	1933
Fewest Grounded into Double Plays: 78	1981 (Shortened Season)
	87 1991
Most Left on Base: 1,262	1975
Fewest Left on Base: 721	1981 (Shortened Season)
	956 1995
Most Times Shut Out: 22	1915, 1968
Fewest Times Shut Out: 4	seven times, last time 2001

***Major League Record ... *National League Record**
****Ties Major League Record ... **Ties National League Record**

ONLY CUBS TO

HOMER IN FIRST MAJOR LEAGUE AT-BAT

Paul Gillespie: 9/11/1942 @ N.Y. Giants
 Frank Etna: 5/24/1957 vs. Milwaukee Braves (first PA)
 Cuno Barragan: 9/1/1961 vs. San Francisco (first PA)
 Carmelo Martinez: 8/22/1983 vs. Cincinnati
 Jim Bullinger: 6/8/1992 @ St. Louis (first pitch)
 Starlin Castro: 5/7/2010 @ Cincinnati

HOMER IN CONSECUTIVE PINCH-HIT AT-BATS

Dale Long: 8/13-8/14/1959
 Carmen Fanzone: 7/31-9/10/1974
 Darrin Jackson: 8/14-8/16/1988
 Henry Rodriguez: 4/29-5/10/2000

HIT GRAND SLAMS IN CONSECUTIVE GAMES

Sammy Sosa: 7/27-7/28/1998

HIT TWO GRAND SLAMS IN SAME GAME

8/16/1890 vs. Pittsburgh: Tom Burns and Malachi Kittridge
 6/3/1987 vs. Houston: Brian Dayett and Keith Moreland

HIT TWO PINCH-HOMERS IN SAME GAME

6/9/1954 vs. Philadelphia: Joe Garagiola and Bill Serena
 9/10/1974 vs. Pittsburgh: Carmen Fanzone and Jim Tyrone
 8/23/1975 vs. Houston: Champ Summers and Rick Monday
 7/13/1997 vs. St. Louis: Jose Hernandez and Kevin Orle
 9/12/1998 vs. Milwaukee: Tyler Houston and Orlando Merced

HIT THREE CONSECUTIVE HOME RUNS

8/11/1941 @ St. Louis:
 Phil Cavarretta, Stan Hack and Bill Nicholson (5th inn.)
 4/16/1955 @ St. Louis:
 Randy Jackson, Ernie Banks and Dee Fondy (2nd inn.)
 5/17/1977 vs. San Diego:
 Larry Blittner, Bobby Murcer and Jerry Morales (5th inn.)
 9/6/1993 @ Philadelphia:
 Steve Buechele, Willie Wilson and Steve Lake (6th inn.)
 4/19/1996 vs. San Francisco:
 Brian McRae, Ryne Sandberg and Mark Grace (6th inn.)
 8/10/1998 @ San Francisco:
 Sammy Sosa, Mark Grace and Henry Rodriguez (5th inn.)
 6/18/1999 @ San Francisco:
 Sammy Sosa, Mark Grace and Henry Rodriguez (8th inn.)
 9/29/2001 vs. Houston:
 Fred McGriff, Rondell White and Todd Hundley (1st inn.)
 6/24/2003 vs. Milwaukee:
 Kerry Wood, Mark Grudzielanek and Alex Gonzalez (6th inn.)
 9/15/2004 vs. Pittsburgh:
 Derrek Lee, Sammy Sosa and Michael Barrett (1st inn.)

HIT BACK-TO-BACK HOMERS TWICE IN SAME GAME

4/16/1955 @ St. Louis:
 Ernie Banks and Dee Fondy (2nd and 6th innings)

CUBS TWO-GAME RECORDS

Most Hits: 12	Cal McVey, 7/22-7/25/1876 (6, 6)
Since 1900: 9	Billy Williams, 5/14-5/15/1967 (5, 4)
	Sammy Sosa, 6/30-7/2/1993 (3, 6)
Most Home Runs: 5	Cap Anson, 8/6-8/7/1884 (3, 2)
	Billy Williams, 9/8-9/10/1968 (2, 3)
	Dave Kingman, 7/27-7/28/1979 (2, 3)
Most RBI: 14	Sammy Sosa, 8/10-8/11/2002 (9, 5)

CUBS DOUBLEHEADER RECORDS

Most Hits: 8	Frank Demaree, 8/21/1935 @ Philadelphia
	Frank Demaree, 7/5/1937 vs. St. Louis
	Ken Hubbs, 5/20/1962 @ Philadelphia
	Billy Williams, 7/11/1972 vs. Houston
Most Home Runs: 4	Clyde McCullough, 7/26/1942 @ Philadelphia
	Bill Nicholson, 7/23/1944 @ N.Y. Giants
	Adolfo Phillips, 6/11/1967 vs. N.Y. Mets
Most RBI: 10	Ron Santo, 7/6/1970 vs. Montreal

Cubs Single-Game Batting Records

INDIVIDUAL BATTING

Most Runs: ++6	Cap Anson (8/24/1886 vs. Boston Braves), Jimmy Ryan (7/25/1894 vs. Pittsburgh)
Since 1900: 5	13 times, most recently by Jody Davis (6/3/1987 vs. Houston)
Most Hits: 6	10 times, most recently by Sammy Sosa (7/2/1993 @ Colorado)
Most Hits, Opening Day: 5	Billy Herman (4/14/1936 @ St. Louis)
Most Hits, First Major League Game: 3	Doug Dascenzo (9/2/1988 vs. Cincinnati), Kosuke Fukudome (3/31/2008 vs. Milwaukee)
Most Hits, Consecutive At-Bats: 9	Sammy Sosa (6/30-7/2/1993)
Most Doubles: ++4	four times, most recently by Matt Murton (8/3/2006 ² vs. Arizona)
Most Triples: 3	seven times, most recently by Shawon Dunston (7/28/1990 @ Montreal)
Most Home Runs: 3	39 times, most recently by Aramis Ramirez (7/20/2010 vs. Houston)
Most Home Runs, Opening Day: 3	Tuffy Rhodes (4/4/1994 vs. New York Mets)
Most Extra-Base Hits: ++5	George Gore (7/9/1885 vs. Providence)
Since 1900: 4	20 times, most recently by Alfonso Soriano (7/13/2012 vs. Arizona)
Most Total Bases: 14	three times, most recently by George Mitterwald (4/17/1974 vs. Pittsburgh)
Most Runs Batted In: 9	Heinie Zimmerman (6/11/1911 vs. Boston Braves), Sammy Sosa (8/10/2002 @ Colorado)
Most Runs Batted In, Opening Day: 7	Corey Patterson (3/31/2003 @ New York Mets)
Most Bases on Balls: ++6	Walt Wilmot (8/22/1891 vs. Cleveland Spiders)
Since 1900: 5	Eldod Hendricks (9/16/1972 vs. New York Mets), Andre Dawson (5/22/1990 vs. Cincinnati), Eric Young (6/30/2000 @ Milwaukee Brewers)
Most Times Reaching Base: 7	Cliff Heathcote (8/25/1922 vs. Philadelphia), Eric Young (6/30/2000 @ Milwaukee Brewers)
Most Strikeouts: 6	Don Hoak (5/2/1956 vs. New York Giants)
Most Sacrifice Flies: ++3	Harry Steinfeldt (5/5/1909 vs. Cincinnati), Ernie Banks (6/2/1961 @ Cincinnati)
Most Hit By Pitch: ++3	Frank Chance (5/30/1904 @ Cincinnati)
Most Stolen Bases: ++7	George Gore (6/25/1881 vs. Providence)
Since 1900: 5	Eric Young (5/14/2000 @ Montreal)
Most Steals of Home: ++2	Joe Tinker (6/28/1910 vs. Cincinnati)

INDIVIDUAL SINGLE-INNING RECORDS

Most Hits: ++3	Tommy Burns (9/6/1883 vs. Detroit Wolverines — 7th), Fred Pfeffer (9/6/1883 vs. Detroit Wolverines — 7th), Ed Williamson (9/6/1883 vs. Detroit Wolverines — 7th)
Most Home Runs: 2	Sammy Sosa (5/16/1996 vs. Houston — 7th), Mark Bellhorn (8/29/2002 @ Milwaukee — 4th), Jim Edmonds (6/21/2008 vs. Chicago — 4th)
Most Home Runs, Consecutive Innings: ++3	Sammy Sosa (8/10/2002 @ Colorado — 3rd, 4th, 5th)
Most Runs Batted In: 5	Billy Williams (5/1/1964 @ Houston — 1st), Mark Bellhorn (8/29/2002 @ Milwaukee — 4th)

CLUB BATTING

Most Runs: +36	6/29/1897 vs. Louisville
Since 1900: 26	8/25/1922 vs. Philadelphia, 8/18/1995 @ Colorado
Most Hits: 32	7/3/1883 vs. Buffalo, 6/29/1897 vs. Louisville
Since 1900: 28	7/3/1945 @ Boston Braves
Most Doubles: 14	7/3/1883 vs. Buffalo
Since 1900: 10	7/12/1931 @ St. Louis
Most Triples: 9	5/3/1896 vs. St. Louis
Most Home Runs: 7	6/11/1967 vs. New York Mets, 8/19/1970 vs. San Diego, 5/17/1977 vs. San Diego
Most Grand Slams: ++2	8/16/1890 vs. Pittsburgh, 6/3/1987 vs. Houston
Most Extra-Base Hits: 16	7/3/1883 vs. Buffalo
Most Players Used: *27	9/21/1978 vs. Pittsburgh, 9/2/1986 vs. Houston
Biggest Win Since 1900: 22 runs	7/3/1945 @ Boston Braves (Cubs 24-2)
Biggest Loss Since 1900: 22 runs	9/16/1975 vs. Pittsburgh (Pirates 22-0)
Largest Shutout Win Since 1900: 19-0	6/7/1906 @ New York Giants, 5/13/1969 vs. San Diego
Most Runs, Doubleheader Shutout: 12	7/11/1965 vs. St. Louis
Most Runs, Both Clubs: 49	8/25/1922 vs. Philadelphia (Cubs 26-23)
Most Home Runs, Both Clubs: **11	6/11/1967 vs. New York Mets (Cubs 7, Mets 4), 7/28/1977 vs. Cincinnati (Cubs 6, Reds 5), 5/17/1979 vs. Philadelphia (Cubs 6, Phillies 5), 6/18/2006 vs. Detroit (Cubs 3, Tigers 8)
Most Walks Drawn: 17	5/30/1887 @ New York Giants
Most Strikeouts: 23	5/31/2003 vs. Houston (16 innings)
Nine Innings: 20	8/1/1999 vs. New York Mets, 7/31/2002 vs. San Diego

CLUB SINGLE-INNING RECORDS

Most Runs: +18	9/6/1883 vs. Detroit Wolverines — 7th
Since 1900: 14	8/25/1922 vs. Philadelphia — 4th
Most Hits: +18	9/6/1883 vs. Detroit Wolverines — 7th
Since 1900: 11	8/25/1922 vs. Philadelphia — 4th
Most Home Runs: 4	5/12/1930 vs. New York — 7th, 4/27/2000 @ Houston — 1st, 6/21/2008 vs. White Sox — 4th
Most Consecutive Hits: ++10	9/7/1929 vs. Boston Braves — 4th

+Major League Record ... ++Ties Major League Record ... *National League Record ... **Ties National League Record

Cubs Single-Season Batting Leaders

BATTING AVERAGE (SINCE 1900)		AT-BATS		RUNS SCORED		HITS	
Rogers Hornsby (1929).....	380	Juan Pierre (2006).....	699	Rogers Hornsby (1929).....	156	Rogers Hornsby (1929).....	229
Heinie Zimmerman (1912).....	372	Starlin Castro (2011).....	674	King Kelly (1886).....	155	Kiki Cuyler (1930).....	228
Riggs Stephenson (1929).....	362	Billy Herman (1935).....	666	Kiki Cuyler (1930).....	155	Billy Herman (1935).....	227
Kiki Cuyler (1929).....	360	Don Kessinger (1969).....	664	Woody English (1930).....	152	Cap Anson (1887).....	224
Hack Wilson (1930).....	356	Ken Hubbs (1962).....	661	George Gore (1886).....	150	Woody English (1930).....	214
Kiki Cuyler (1930).....	355	Bill Buckner (1982).....	657	Bill Dahlen (1894).....	150	Frank Demaree (1936).....	212
Phil Cavarretta (1945).....	355	Billy Herman (1932).....	656	Hack Wilson (1930).....	146	Billy Herman (1936).....	211
Ray Grimes (1922).....	354	Glenn Beckert (1966).....	656	Sammy Sosa (2001).....	146	Jigger Statz (1923).....	209
Bill Madlock (1975).....	354	Jigger Statz (1923).....	655	Hugh Duffy (1889).....	144	Hack Wilson (1930).....	208
Hack Miller (1922).....	352	Don Kessinger (1968).....	655	Jimmy Ryan (1889).....	140	Zimmerman (1912)/Castro (2011).....	207
SINGLES		DOUBLES		TRIPLES		HOME RUNS	
Cap Anson (1887).....	171	Billy Herman (1935).....	57	Frank Schulte (1911).....	21	Sammy Sosa (1998).....	66
Bill Everitt (1898).....	169	Billy Herman (1936).....	57	Vic Saier (1913).....	21	Sammy Sosa (2001).....	64
Bill Everitt (1895).....	168	Mark Grace (1995).....	51	Bill Dahlen (1892).....	19	Sammy Sosa (1999).....	63
Sparky Adams (1927).....	165	Derrek Lee (2005).....	50	Bill Dahlen (1896).....	19	Hack Wilson (1930).....	56
Frank Demaree (1936).....	159	Kiki Cuyler (1930).....	50	Ryne Sandberg (1984).....	19	Sammy Sosa (2000).....	50
Jigger Statz (1923).....	158	Ned Williamson (1883).....	49	Billy Herman (1939).....	18	Andre Dawson (1987).....	49
Billy Herman (1935).....	157	Riggs Stephenson (1932).....	49	Jimmy Ryan (1897).....	17	Sammy Sosa (2002).....	49
Glenn Beckert (1966).....	157	Rogers Hornsby (1929).....	47	Heinie Zimmerman (1911).....	17	Dave Kingman (1979).....	48
Herman (1932)/Beckert (1971).....	156	Riggs Stephenson (1927).....	46	Kiki Cuyler (1930).....	17	Ernie Banks (1958).....	47
Pierre (2006).....		Walt Wilmot (1894).....	45	Woody English (1930).....	17	Derrek Lee (2005).....	46
EXTRA-BASE HITS		TOTAL BASES		RUNS BATTED IN		STOLEN BASES (SINCE 1900)	
Sammy Sosa (2001).....	103	Sammy Sosa (2001).....	425	Hack Wilson (1930).....	191	Frank Chance (1903).....	67
Derrek Lee (2005).....	99	Hack Wilson (1930).....	423	Sammy Sosa (2001).....	160	Bill Maloney (1905).....	59
Hack Wilson (1930).....	97	Sammy Sosa (1998).....	416	Hack Wilson (1929).....	159	Juan Pierre (2006).....	58
Rogers Hornsby (1929).....	94	Rogers Hornsby (1929).....	409	Sammy Sosa (1998).....	158	Frank Chance (1906).....	57
Sammy Sosa (1999).....	89	Sammy Sosa (1999).....	397	Rogers Hornsby (1929).....	149	Ryne Sandberg (1985).....	54
Sammy Sosa (2000).....	89	Derrek Lee (2005).....	393	Cap Anson (1886).....	147	Eric Young (2000).....	54
Sammy Sosa (1998).....	86	Sammy Sosa (2000).....	383	Ernie Banks (1959).....	143	Johnny Evers (1906).....	49
Ernie Banks (1957).....	83	Ernie Banks (1958).....	379	Sammy Sosa (1999).....	141	Davey Lopes (1985).....	47
Ernie Banks (1955).....	82	Billy Williams (1970).....	373	Sammy Sosa (2000).....	138	Johnny Evers (1907).....	46
Ernie Banks (1958).....	81	Billy Williams (1965).....	356	Andre Dawson (1987).....	137	Bobby Dernier (1984).....	45
WALKS		STRIKEOUTS		SLUGGING PERCENTAGE		ON-BASE PCT. (SINCE 1900)	
Jimmy Sheckard (1911).....	147	Sammy Sosa (1997).....	174	Sammy Sosa (2001).....	.737	Rogers Hornsby (1929).....	.459
Jimmy Sheckard (1912).....	122	Sammy Sosa (1998).....	171	Hack Wilson (1930).....	.723	Hack Wilson (1930).....	.454
Richie Ashburn (1960).....	116	Sammy Sosa (1999).....	171	Rogers Hornsby (1929).....	.679	Frank Chance (1905).....	.450
Sammy Sosa (2001).....	116	Sammy Sosa (2000).....	168	Derrek Lee (2005).....	.662	Phil Cavarretta (1945).....	.449
Cap Anson (1890).....	113	Corey Patterson (2004).....	168	Sammy Sosa (1998).....	.647	Riggs Stephenson (1929).....	.445
Johnny Evers (1910).....	108	Carlos Peña (2011).....	161	Sammy Sosa (1999).....	.635	Ray Grimes (1922).....	.442
Hack Wilson (1930).....	105	Alfonso Soriano (2012).....	153	Sammy Sosa (2000).....	.634	Frank Chance (1903).....	.439
Gary Matthews (1984).....	103	Sammy Sosa (2001).....	153	Gabby Hartnett (1930).....	.630	Bob O'Farrell (1922).....	.439
Sammy Sosa (2002).....	103	Mark Bellhorn (2002).....	144	Hack Wilson (1929).....	.618	Kiki Cuyler (1929).....	.438
George Gore (1886).....	102	Sammy Sosa (2002).....	144	Ernie Banks (1958).....	.614	Sammy Sosa (2001).....	.437

Cubs Single-Season Leaders By Position Since 1900

POS	BATTING AVERAGE	RUNS SCORED	HITS	DOUBLES
1B	Phil Cavarretta (1945)..... 355	Derrek Lee (2005)..... 120	Bill Buckner (1982)..... 201	Mark Grace (1995)..... 51
2B	Rogers Hornsby (1929)..... 380	Rogers Hornsby (1929)..... 156	Rogers Hornsby (1929)..... 229	Billy Herman (1935, 1936)..... 57
SS	Charlie Hollocher (1922)..... 340	Woody English (1930)..... 152	Woody English (1930)..... 214	English (1931), Kessinger (1969)..... 38
3B	Heinie Zimmerman (1912)..... 372	Stan Hack (1939)..... 112	Heinie Zimmerman (1912)..... 207	Aramis Ramirez (2008)..... 44
LF	Riggs Stephenson (1929)..... 362	Billy Williams (1970)..... 137	Billy Williams (1970)..... 205	Riggs Stephenson (1932)..... 49
CF	Hack Wilson (1930)..... 356	Hack Wilson (1930)..... 146	Jigger Statz (1923)..... 209	Kiki Cuyler (1934)..... 42
RF	Kiki Cuyler (1929)..... 360	Kiki Cuyler (1930)..... 155	Kiki Cuyler (1930)..... 228	Kiki Cuyler (1930)..... 50
C	Gabby Hartnett (1935)..... 344	Gabby Hartnett (1930)..... 84	Gabby Hartnett (1930)..... 172	Geovany Soto (2008)..... 35
P	Percy Jones (1927)..... 350	Bob Wicker (1903)..... 18	Lon Warneke (1933)..... 30	Charlie Root (1930, 1931)..... 8
POS	TRIPLES	HOME RUNS	RUNS BATTED IN	STOLEN BASES
1B	Vic Saier (1913)..... 21	Derrek Lee (2005)..... 46	Derrek Lee (2009)..... 111	Frank Chance (1903)..... 67
2B	Ryne Sandberg (1984)..... 19	Ryne Sandberg (1990)..... 40	Rogers Hornsby (1929)..... 149	Sandberg (1985), Young (2000)..... 54
SS	Woody English (1930)..... 17	Ernie Banks (1958)..... 47	Ernie Banks (1959)..... 143	Ivan DeJesus (1980)..... 44
3B	Heinie Zimmerman (1912)..... 14	Aramis Ramirez (2006)..... 38	Ron Santo (1969)..... 123	Ryne Sandberg (1982)..... 32
LF	Topsy Hartels (1901)..... 16	Dave Kingman (1979)..... 48	Billy Williams (1970)..... 129	Davey Lopes (1985)..... 47
CF	Solly Hofman (1910)..... 16	Hack Wilson (1930)..... 56	Hack Wilson (1930)..... 191	Juan Pierre (2006)..... 58
RF	Frank Schulte (1911)..... 21	Sammy Sosa (1998)..... 66	Sammy Sosa (2001)..... 160	Billy Maloney (1905)..... 59
C	Johnny Kling (1903)..... 13	Gabby Hartnett (1930)..... 37	Gabby Hartnett (1930)..... 122	Johnny Kling (1902, 1903)..... 23
P	Taylor (1903), Root (1929)..... 4	Jenkins (1971), Zambrano (2006)..... 6	Fergie Jenkins (1971)..... 20	Nixey Callahan (1900)..... 5

Cubs Home Run Records

CUBS THREE-HOMER GAMES — ACCOMPLISHED 39 TIMES (*Consecutive At-Bats)

Edward Williamson.....	5/30/1884-2 vs. Detroit	Lee Walls	4/24/1958 @ Los Angeles	Sammy Sosa*	6/5/1996 vs. Philadelphia
Cap Anson*	8/6/1884 vs. Cleveland	Walt Moryn	5/30/1958-2 vs. Los Angeles	Sammy Sosa	6/15/1998 vs. Milwaukee
Hack Wilson.....	7/26/1930 @ Philadelphia	Ernie Banks*	5/29/1962 vs. Milwaukee Braves	Brant Brown	6/18/1998 vs. Philadelphia
Rogers Hornsby*	4/24/1931 @ Pittsburgh	Ernie Banks	6/9/1963 vs. Los Angeles	Sammy Sosa*	8/9/2001 vs. Colorado
Babe Herman	7/20/1933 vs. Philadelphia	Adolfo Phillips*	6/11/1967-2 vs. N.Y. Mets	Sammy Sosa	8/22/2001 vs. Milwaukee
Henry Leiber*	7/4/1939-1 vs. St. Louis	Billy Williams	9/10/1968 vs. N.Y. Mets	Sammy Sosa*	9/23/2001 @ Houston
Clyde McCullough*	7/26/1942-1 @ Philadelphia	Rick Monday*	5/16/1972 @ Philadelphia	Sammy Sosa*	8/10/2002 @ Colorado
Bill Nicholson*	7/23/1944-1 @ N.Y. Giants	George Mitterwald	4/17/1974 vs. Pittsburgh	Moises Alou	7/4/2003 vs. St. Louis
Andy Pafko	8/2/1950-2 @ N.Y. Giants	Dave Kingman	5/14/1978 @ Los Angeles	Aramis Ramirez.....	7/30/2004 vs. Philadelphia
Hank Sauer*	8/28/1950-1 vs. Philadelphia	Dave Kingman	5/17/1979 vs. Philadelphia	Aramis Ramirez.....	9/16/2004 @ Cincinnati
Hank Sauer.....	6/11/1952 vs. Philadelphia	Dave Kingman*	7/28/1979 @ N.Y. Mets	Alfonso Soriano*	6/8/2007 @ Atlanta
Ernie Banks.....	8/4/1955 vs. Pittsburgh	Andre Dawson*	8/1/1987 vs. Philadelphia	Alfonso Soriano.....	9/6/2008 @ Cincinnati
Ernie Banks*	9/14/1957-2 vs. Pittsburgh	Tuffy Rhodes*	4/4/1994 vs. N.Y. Mets	Aramis Ramirez.....	7/20/2010 vs. Houston

WRIGLEY FIELD/ROAD CAREER HOME RUN LEADERS

CUBS BATTERS AT WRIGLEY FIELD		CUBS BATTERS ON THE ROAD		VISITING PLAYERS AT WRIGLEY FIELD	
Sammy Sosa	293	Sammy Sosa	252	Willie Mays	51
Ernie Banks.....	290	Ernie Banks.....	222	Hank Aaron	50
Billy Williams	231	Billy Williams	161	Mike Schmidt	50
Ron Santo.....	212	Ron Santo.....	125	Mel Ott	38
Ryne Sandberg.....	164	Aramis Ramirez	119	Eddie Mathews	36

CUBS CAREER MULTI-HOMER GAME LEADERS

BATTER	MULTI	2-HR	3-HR	BATTER	MULTI	2-HR	3-HR
Sammy Sosa	65	59	6	Hank Sauer	18	16	2
Ernie Banks	42	38	4	Gabby Hartnett	14	14	0
Billy Williams	29	28	1	Derek Lee	16	16	0
Ryne Sandberg	25	25	0	Alfonso Soriano	15	13	2
Ron Santo	25	25	0	Bill Nicholson	13	12	1
Hack Wilson	24	23	1	Rick Monday	10	9	1
Aramis Ramirez	19	16	3	Dave Kingman	10	7	3
Andre Dawson	18	17	1	Leon Durham	10	10	0

CUBS SINGLE-SEASON HOME/ROAD LEADERS

AT HOME		ON ROAD	
1998 Sammy Sosa	35	1998 Sammy Sosa	31
2001 Sammy Sosa	34	1999 Sammy Sosa	30
1930 Hack Wilson	33	2001 Sammy Sosa	30
1999 Sammy Sosa	33	2000 Sammy Sosa	28
1958 Ernie Banks.....	30	2002 Sammy Sosa	25
2004 Moises Alou	29	2006 Aramis Ramirez	24
1970 Billy Williams.....	28	1930 Hack Wilson	23
1987 Andre Dawson	27	1960 Ernie Banks	23
		1979 Dave Kingman	23

Cubs Grand Slam Records

CUBS CAREER GRAND SLAM LEADERS

Ernie Banks.....	12	Jody Davis.....	5
Bill Nicholson	8	Gabby Hartnett	5
Billy Williams	8	Andy Pafko	5
Sammy Sosa	8	Ryne Sandberg.....	5
Derrek Lee	6	Ron Santo.....	5
Aramis Ramirez.....	6	5 players tied at*	4

CUBS PINCH-HIT GRAND SLAMS SINCE 1900 (27)

BATTER	DATE/OPPONENT	PITCHER
Chick Tolson	5/1/1927 vs. Pittsburgh	Ray Kremer
Rogers Hornsby	9/13/1931 @ Boston Braves	Bruce Cunningham
Harvey Hendrick	7/23/1933 vs. Philadelphia	Phil Collins
Bob Scheffing	9/20/1941 @ St. Louis	Howie Krist
Dom Dallesandro	6/21/1942 @ N.Y. Giants	Bill McGee
Frank Secory	6/6/1946 vs. N.Y. Giants	Dave Koslo
Cliff Abernson	9/9/1947 vs. Brooklyn	Vic Lombardi
Ron Northey	9/18/1950 @ Brooklyn	Dan Bankhead
Phil Cavarretta	7/29/1951 vs. Philadelphia	Robin Roberts
Bill Serena	8/14/1953 vs. Milwaukee Braves	Dave Jolly
Earl Averill	5/12/1959 vs. Milwaukee Braves	Lew Burdette
Bill Madlock	9/28/1974 @ Los Angeles	Don Sutton
Champ Summers	8/23/1975 vs. Houston	Jim York
Pete LaCock	9/3/1975 @ St. Louis	Bob Gibson
Tim Hosley	9/14/1975 vs. Philadelphia	Randy Lerch
Dave Rader	6/26/1978 vs. New York	Dale Murray
Mike Vail	6/30/1979 vs. New York	Dale Murray
Brian Dayett	5/22/1985 vs. Cincinnati	Tom Browning
Jim Sundberg	7/8/1987 vs. San Diego	Lance McCullers
Dwight Smith	7/31/1989 @ Philadelphia	Greg Harris
Andre Dawson	4/19/1991 @ Pittsburgh	Stan Belinda
Glenallen Hill	8/20/1998 vs. San Francisco	Julian Tavaréz
Roosevelt Brown	9/19/2000 @ Milwaukee	Juan Acevedo
Julio Zuleta	6/5/2001 vs. St. Louis	Alan Benes
Michael Barrett	5/24/2004 @ Pittsburgh-Game 1	Brian Meadows
Derrek Lee	5/19/2007 vs. White Sox	Boone Logan
David DeJesus	5/11/12 @ Milwaukee	Kameron Loe

CUBS INSIDE-THE-PARK GRAND SLAMS SINCE 1900 (10)

BATTER	DATE/OPPONENT	PITCHER
Frank Chance	8/4/1902 @ Philadelphia	Doc White
Bill Maloney	6/25/1905 vs. Cincinnati	Jack Harper
Cy Williams	8/5/1913 vs. Brooklyn	Nap Rucker
Heinie Zimmerman	8/18/1914 vs. Brooklyn	Pat Ragan
Barney Friberg	7/15/1923 @ New York Giants	Claude Jonnard
Jigger Statz	8/9/1924 @ Boston Braves	Larry Benton
Norm McMillan	8/26/1929 vs. Cincinnati	Rube Ehrhardt
Eddie Waitkus	8/24/1947 @ New York Giants	Hooks Iott
Jack Cusick	5/18/1951 vs. Philadelphia	Ken Johnson
Chico Walker	8/28/1991 @ San Francisco	Paul McClellan

GRAND SLAM FACTS AND FIGURES

The Cubs have hit 294 grand slams in franchise history, including three in 2012 after hitting none in 2011 - that was the first time Chicago went a season without a grand slam since 1997.

The Cubs record for grand slams in a season is nine, recorded in 1929 by Hack Wilson (2), Rogers Hornsby (2), Charlie Grimm (2), Riggs Stephenson, Norman McMillan and Kiki Cuyler. McMillan's roundtripper was of the inside-the-park variety.

The club's first grand slam was hit by pitcher Larry Corcoran on June 20, 1882, off Worcester's Lee Richmond at Chicago's Lakefront Park.

The only Cubs to hit more than two grand slams in one season are Ernie Banks (5 in 1955), Wildfire Schulte (4 in 1911) and Sammy Sosa (3 in 1998). Sosa hit grand slams in back-to-back games July 27-July 28 of that season, becoming the first Cub to accomplish that feat.

On June 3, 1987, the Cubs and Houston Astros combined to hit three grand slams — tying a major league single-game record. Two Cubs hit bases-loaded roundtrippers — Brian Dayett (off Bob Knep- per) and Keith Moreland (off Julio Solano). Houston's Billy Hatcher hit a grand slam in the contest off Rick Sutcliffe.

On August 16, 1890, Chicago batters Tom Burns and Malachi Kit- tridge both connected for fifth-inning grand slams off Pittsburgh's Bill Phillips — for the franchise's only multiple grand slam inning.

Cubs Pinch-Hitting Records

Most Pinch Hits, Season: 20	Thad Bosley (1985), Dave Clark (1997)
Most Pinch Hits, Club, Inning: +4	5/21/1927 @ Brooklyn (9th inning)
Most Pinch Homers, Career: 9	Glenallen Hill
Most Pinch Homers, Season: 4	Glenallen Hill (1999)
Most Pinch Homers, Club, Season: 10	1998
Most Pinch Grand Slams, Club, Season: +3	1975
Most Pinch Homers, Club, Game: +2	5 times, most recently 9/12/1998 vs. Milwaukee
Most Pinch RBI, Season: 22	Dave Clark (1997)
Most Consecutive Pinch Hits: 6	Bobby Adams (1958), Mike Vail (1978)
Most Consecutive Pinch Hitters: +5	9/20/1996 @ Pittsburgh (7th inning)

+Ties Major League Record

CUBS CAREER PINCH-HIT LEADERS

Dwight Smith	50	Scot Thompson	39
Larry Bittner	46	Dave Clark	31
Thad Bosley	46	Mike Vail	31
Phil Cavarretta	46	George Altman	30
Bob Will	46	Gabby Hartnett	29
Dom Dallesandro	45	Jerry Morales	29

CUBS ALL-TIME PINCH-HOMERS HIT

Total Pinch Homers Hit by Cubs.....306

Cubs Pinch Homers Hit at West Side Grounds	4
Cubs Pinch Homers Hit at Wrigley Field	168
Cubs Pinch Homers Hit on Road	134

The team's first pinch homer was hit by Wilbur Good on June 19, 1913, off Philadelphia's Grover Alexander at Chicago's West Side Grounds.

Cubs Switch-Hitting Records

Batting Average: .329 ...	Walt Wilmot (1894) – 655 plate appearances
Since 1900: .314 ...	Augie Galan (1935) – 758 plate appearances
Hits: 203	Augie Galan (1935)
Home Runs: 27	Mark Bellhorn (2002) – 10 as RHB, 17 as LHB
Runs Batted In: 130	Walt Wilmot (1894)
Since 1900: 81	Augie Galan (1936)

HOMERS FROM BOTH SIDES OF PLATE IN ONE GAME

Augie Galan: 6/25/1937 vs. Brooklyn
Ellis Burton: 8/1/1963 @ Milwaukee Braves
Ellis Burton: 9/7/1964 vs. Milwaukee Braves
Mark Bellhorn: 6/30/2002 @ Chicago White Sox
Mark Bellhorn: 8/29/2002 @ Milwaukee – 4th inning

CUBS SWITCH-HITTER INFORMATION

Entering the 2013 season, the Cubs have employed 129 position-player switch-hitters in their history, including at least one every season since 1960. The club has had six switch-hitting position players in a season four times, most recently in 1978 (Tim Blackwell, Mike Gordon, Steve Ontiveros, Rodney Scott, Joe Wallis and Jerry White).

The first switch-hitting Cub was player/manager Bob Ferguson in 1878. Don Kessinger, meanwhile, holds the switch-hitting longevity mark for the Cubs at 12 years (1964-1975).

Cubs Extra-Inning Records

Most Extra-Inning Games: 23	1991, 1992
Most Extra-Inning Victories: 15	1927
Fewest Extra-Inning Losses: 1	1948
Fewest Extra-Inning Victories: 2	1901, 1994, 2007
Most Extra-Inning Losses: 15	1992
Most Extra-Inning Home Runs: 7	1955, 1959

CUBS EXTRA-INNING INFORMATION

Three players in Cubs history have hit three extra-inning home runs in one season – Ernie Banks (1955), Ron Santo (1966) and Alex Gonzalez (2003).

The latest homer in Cubs history took place September 2, 1986, when Keith Moreland hit a 17th-inning roundtripper against Houston.

Cubs Steals of Home

CUBS MOST RECENT STRAIGHT STEALS OF HOME

Starlin Castro, July 15, 2010 vs. Philadelphia
Brian McCrae, April 13, 1996 at San Francisco

CUBS MOST RECENT DOUBLE-STEALS OF HOME

Alfonso Soriano, August 22, 2008 vs. Washington
Angel Pagan, July 26, 2006 vs. St. Louis

CUBS STEAL OF HOME RECORDS

Career Leader: 22 – Frank Schulte
Single-Season: 6 – Johnny Evers (1907)
Game: 2 – Joe Tinker (6/28/1910 vs. Cincinnati)

The only Cub to steal second, third and home in the same inning was Wilbur Good – on April 18, 1915, vs. Brooklyn (6th inning).

Cubs Inside the Park Home Runs

CUBS INSIDE THE PARK RECORDS

Career Leader (Since 1900): 18 – Frank Schulte
Single-Season: 6 – Tommy Leach (1913), Cy Williams (1915)
Game: 2 – Hugh Duffy (8/9/1889 vs. Boston Braves), Topsy Hartsel (8/5/1901 @ Cincinnati)

Most Recent Cubs Inside the Park Home Runs:

Tony Campana, 8/5/2011 vs. Cincinnati (off Mike Leake, 1st inning)
Geovany Soto, 5/19/2008 @ Houston (off Brian Moehler, 4th innng)

CUBS INSIDE THE PARK HOME RUN INFORMATION

The only time in Cubs history that the club had back-to-back inside-the-park homers took place June 23, 1946, when Eddie Waitkus and Marv Rickert accomplished the feat against the New York Giants at the Polo Grounds.

The last Cub to have an inside-the-park homer as his first M.L. homer was Tony Campana – on August 5, 2011, at Wrigley Field (off Mike Leake). Campana is also the first Cub to accomplish the feat at the Friendly Confines.

Cubs All-Time Batting Leaders

GAMES		AVERAGE (MIN. 1,450 AT-BATS)		AT-BATS		RUNS SCORED	
Ernie Banks.....	2,528	Cap Anson.....	.339	Ernie Banks.....	9,421	Cap Anson.....	1,711
Cap Anson.....	2,253	Riggs Stephenson.....	.336	Cap Anson.....	9,084	Jimmy Ryan.....	1,410
Billy Williams.....	2,213	Bill Madlock.....	.336	Billy Williams.....	8,479	Ryne Sandberg.....	1,316
Ryne Sandberg.....	2,151	Bill Lange.....	.330	Ryne Sandberg.....	8,379	Billy Williams.....	1,306
Ron Santo.....	2,126	Kiki Cuyler.....	.325	Ron Santo.....	7,768	Ernie Banks.....	1,305
Phil Cavarretta.....	1,953	Bill Everitt.....	.323	Stan Hack.....	7,278	Sammy Sosa.....	1,245
Stan Hack.....	1,938	Hack Wilson.....	.322	Mark Grace.....	7,156	Stan Hack.....	1,239
Gabby Hartnett.....	1,926	Mike Kelly.....	.316	Sammy Sosa.....	6,990	Ron Santo.....	1,109
Mark Grace.....	1,910	George Gore.....	.315	Jimmy Ryan.....	6,818	Mark Grace.....	1,057
Sammy Sosa.....	1,811	Jimmy Ryan.....	.312	Phil Cavarretta.....	6,592	Phil Cavarretta.....	968
HITS		TOTAL BASES		SINGLES		DOUBLES	
Cap Anson.....	3,081	Ernie Banks.....	4,706	Cap Anson.....	2,330	Cap Anson.....	530
Ernie Banks.....	2,583	Billy Williams.....	4,262	Stan Hack.....	2,192	Mark Grace.....	456
Billy Williams.....	2,510	Cap Anson.....	4,145	Billy Williams.....	1,629	Ernie Banks.....	407
Ryne Sandberg.....	2,385	Sammy Sosa.....	3,980	Ryne Sandberg.....	1,624	Ryne Sandberg.....	403
Mark Grace.....	2,201	Ryne Sandberg.....	3,786	Ernie Banks.....	1,574	Billy Williams.....	402
Stan Hack.....	2,193	Ron Santo.....	3,667	Mark Grace.....	1,554	Gabby Hartnett.....	391
Ron Santo.....	2,171	Mark Grace.....	3,187	Jimmy Ryan.....	1,524	Stan Hack.....	363
Jimmy Ryan.....	2,127	Gabby Hartnett.....	3,079	Ron Santo.....	1,415	Jimmy Ryan.....	362
Sammy Sosa.....	1,985	Jimmy Ryan.....	3,070	Phil Cavarretta.....	1,395	Ron Santo.....	353
Phil Cavarretta.....	1,927	Stan Hack.....	2,889	Don Kessinger.....	1,336	Billy Herman.....	346
TRIPLES		HOME RUNS		EXTRA-BASE HITS		RUNS BATTED IN	
Jimmy Ryan.....	142	Sammy Sosa.....	545	Ernie Banks.....	1,009	Cap Anson.....	1,879
Cap Anson.....	129	Ernie Banks.....	512	Billy Williams.....	881	Ernie Banks.....	1,636
Frank Schulte.....	117	Billy Williams.....	392	Sammy Sosa.....	873	Sammy Sosa.....	1,414
Bill Dahlen.....	106	Ron Santo.....	337	Ryne Sandberg.....	761	Billy Williams.....	1,353
Phil Cavarretta.....	99	Ryne Sandberg.....	282	Ron Santo.....	756	Ron Santo.....	1,290
Joe Tinker.....	93	Aramis Ramirez.....	239	Cap Anson.....	751	Gabby Hartnett.....	1,153
Ernie Banks.....	90	Gabby Hartnett.....	231	Gabby Hartnett.....	686	Ryne Sandberg.....	1,061
Billy Williams.....	87	Bill Nicholson.....	205	Mark Grace.....	647	Mark Grace.....	1,004
Stan Hack.....	81	Hank Sauer.....	198	Jimmy Ryan.....	603	Jimmy Ryan.....	914
Three tied with.....	80	Hack Wilson.....	190	Phil Cavarretta.....	532	Phil Cavarretta.....	896
WALKS		STRIKEOUTS		STOLEN BASES		SLUGGING PERCENTAGE	
Stan Hack.....	1,092	Sammy Sosa.....	1,815	Frank Chance.....	402	Hack Wilson.....	.590
Ron Santo.....	1,071	Ron Santo.....	1,271	Bill Lange.....	399	Sammy Sosa.....	.569
Cap Anson.....	952	Ryne Sandberg.....	1,259	Jimmy Ryan.....	369	Aramis Ramirez.....	.531
Mark Grace.....	946	Ernie Banks.....	1,236	Ryne Sandberg.....	344	Derrek Lee.....	.524
Billy Williams.....	911	Billy Williams.....	934	Joe Tinker.....	304	Hank Sauer.....	.512
Sammy Sosa.....	798	Shawon Dunston.....	770	Walt Wilmot.....	292	Andre Dawson.....	.507
Phil Cavarretta.....	794	Alfonso Soriano.....	740	Johnny Evers.....	291	Billy Williams.....	.503
Ernie Banks.....	763	Derrek Lee.....	721	Bill Dahlen.....	285	Ernie Banks.....	.500
Ryne Sandberg.....	761	Bill Nicholson.....	684	Fred Pfeffer.....	263	Alfonso Soriano.....	.499
Bill Nicholson.....	696	Gabby Hartnett.....	683	Cap Anson.....	247	Gabby Hartnett.....	.490

20-RUN GAMES IN CUBS HISTORY

The Cubs have been involved in two of the highest scoring games in major league history, defeating Philadelphia 26-23 on August 25, 1922, at Cubs Park, and falling to the Phillies 23-22 on May 17, 1979, at Wrigley Field.

The Cubs have scored at least 20 runs in a game 15 times since 1900. The last time they reached that scoring plateau occurred May 5, 2001, at Wrigley Field — a 20-1 victory over Los Angeles. Their last 20-plus runs affair on the road took place August 18, 1995, at Colorado (26-7).

The last time the Cubs surrendered 20 runs in a game took place July 3, 1999, at Philadelphia (21-8 loss). The Cubs have allowed 20-plus runs 12 times since 1900.

The highest-scoring games in Cubs annals since 1900:

49 Runs — August 25, 1922	Cubs 26, Philadelphia 23, at Cubs Park
45 — May 17, 1979.....	Philadelphia 23, Cubs 22, at Wrigley Field
36 — April 17, 1954	Cubs 23, St. Louis 13, at Wrigley Field
34 — July 24, 1930	Cubs 19, Philadelphia 15, at Baker Bowl
34 — April 17, 1976	Philadelphia 18, Cubs 16, at Wrigley Field
33 — Sept. 6, 1930	Cubs 19, Pittsburgh 14, at Forbes Field
33 — Sept. 2, 1957 (Gm. 1)	Milwaukee 23, Cubs 10, at Wrigley Field
33 — August 16, 1987	New York 23, Cubs 10, at Wrigley Field
33 — August 18, 1995	Cubs 26, Colorado 7, at Coors Field

Cubs Miscellaneous Records Since 1900

Most Players Used: 53	2012
Fewest Players Used: *20	1905
Most Pitchers Used: 30	2012
Most Games Won: +116	1906
Fewest Games Won: 38	1981 (Shortened Season)
53	1901
Fewest Games Lost: 36	1906
Most Games Lost: 103	1962, 1966
Highest Winning Percentage: .763	1906
Lowest Winning Percentage: .364	1962, 1966
Most Games Won, Month: 26	August 1906, July 1935, July 1945
Most Games Lost, Month: 24	August 1999
Most 1-0 Games Won: 9	1906
Most 1-0 Games Lost: +10	1916
Best Record vs. One Team: +21-1	Boston Braves 1909, Cincinnati 1945
Longest 1-0 Game Won: 17 innings	9/21/1901 vs. Boston Braves
Longest 1-0 Game Lost: 17 innings	8/23/1980 @ Houston
Longest Game, Innings: 22 innings	5/17/1927 @ Boston Braves
Longest Game, Time: 6:10	8/17-8/18/1982 (vs. Los Angeles, 21 innings)
Longest 9-Inning Game: +4:22	5/11/2000 vs. Milwaukee
Runs Scored, Consecutive Games: 53	1876 – 7/22 vs. Louisville (30), 7/25 vs. Cincinnati (23)
Since 1900: 35	1987 – 6/2-6/3 vs. Houston (13, 22)
Runs Scored, Three Straight Games: 71	1876 – 7/20-7/22 vs. Louisville (18, 30), 7/25 vs. Cincinnati (23)
Since 1900: 49	1930 – 6/1 vs. Pittsburgh (16), 6/3-6/4 @ Boston Braves (15, 18)
Runs Allowed, Consecutive Games: 36	1896 – 6/30-7/1 vs. Cleveland (17, 19)
1979 – 5/16-5/17 vs. Philadelphia (13, 23)	
Runs Allowed, Three Straight Games: 54	1999 – 7/1 vs. Milwaukee (19), 7/2-7/3 @ Philadelphia (14, 21)
+Ties Major League Record ... *National League Record	

CUBS – LAST TIME IT HAPPENED

Played 16-inning game:	5/31/2003 vs. Houston
Played 17-Inning Game:	8/11/1992 vs. Montreal
Played 18-Inning Game:	8/15/2006 @ Houston
Played 9-Inning Game In Under Two Hours:	4/17/2006 @ Los Angeles-N.L. (1:59)
At Home:	6/21/2002 vs. St. Louis (1:49)
Turned Five Double Plays:	6/15/2003 @ Toronto
Turned Triple Play:	5/10/1997 @ San Francisco
McRae to Hernandez to Sandberg (Stan Javier batting)	
Hit Into Triple Play:	5/14/2000 @ Montreal (Henry Rodriguez)
Lee Stevens to Orlando Cabrera to Chris Widger	
Won Back-to-Back 1-0 Shutouts:	4/17-18/1973 @ New York
Won Consecutive 1-0 Shutouts at Wrigley Field: ...	5/19-20/1961 vs. St. Louis
Played Three-Straight Extra-Inning Games:	6/7-9/2001 vs. St. Louis (1), @ White Sox (2)
Played Tie Game:	5/28/1993 vs. Montreal (2-2, 5 innings)
On Road:	10/1/1981 @ New York (2-2, 8 innings)
Overcame 5-Run Deficit To Win:	9/16/2012 vs. Pittsburgh (trailed 6-1, won 13-9)
Overcame 6-Plus Run Deficit To Win: ...	8/30/2012 vs. Milwaukee (trailed 9-3, won 12-11)
Overcame 8-Run Deficit To Win:	7/7/2011 @ Washington (trailed 8-0, won 10-9)
Overcame 9-Run Deficit To Win (Cubs Record):	8/29/1989 vs. Houston (trailed 9-0, won 10-9)

CUBS LONGEST WINNING STREAKS

21 Games:	6/5-7/8/1880 ... 9/4-9/27/1935
18 Games:	6/1-6/24/1885
15 Games:	6/4-6/21/1936
14 Games:	8/20-9/1/1906 ... 8/20-9/3/1932
13 Games:	5/4-5/21/1892 ... 5/5-5/19/1928

Cubs Batters Last Time It Happened

10-Run Inning: 8/14/2009 vs. Pittsburgh (2nd)	
11-Run Inning: 5/5/1946 vs. Philadelphia (7th)	
Last 10-Plus Run Inning Against Cubs: 7/21/2012 @ St. Louis (12 in 7th inning)	
6-Homer Game: 8/2/2011 @ Pittsburgh	
7-Plus Homer Game: 5/17/1977 vs. San Diego – 7	
Against Cubs: 7/4/2010 vs. Cincinnati – 7	
5-Hit Game: Aramis Ramirez, 8/23/2011 vs. Atlanta	
6-Hit Game: Sammy Sosa, 7/2/1993 @ Colorado	
Against Cubs: Freddy Sanchez, 5/25/2009 vs. Pittsburgh	
7-Hit Game Against Cubs: Rennie Stennett, 9/16/1975 vs. Pittsburgh	
2-Hit Inning: Brett Jackson, 8/30/2012 vs. Milwaukee (6th)	
More Than 5 RBI: 6 – Anthony Rizzo, 9/16/2012 vs. Pittsburgh	
More Than 7 RBI: 9 – Sammy Sosa, 8/10/2002 @ Colorado (tied Cubs record)	
7-Plus RBI Game Against Cubs: 7 – Matt Lucroy, 8/30/2012 vs. Milwaukee	
3-Homer Game: Aramis Ramirez, 7/20/2010 vs. Houston	
Against Cubs: Jay Bruce, 8/27/2010 @ Cincinnati	
4-Homer Game Against Cubs: Mike Schmidt, 4/17/1976 vs. Philadelphia	
2-Homer Inning: Jim Edmonds, 6/21/2008 vs. Chicago-A.L. (4th)	
4-Homer Inning (Club): Jim Edmonds (2), Aramis Ramirez and Mike Fontenot, 6/21/2008 vs. Chicago-A.L. (4th)	
Grand Slam: Anthony Rizzo, 9/16/2012 vs. Pittsburgh	
Against Cubs: Matt Lucroy, 8/30/2012 vs. Milwaukee	

Homers In 5 Consecutive Games: Sammy Sosa, 6/3-6/8/1998	
Pinch Grand Slam: David DeJesus, 5/11/2012 @ Milwaukee (Kameron Loe)	
Against Cubs: Hector Luna, 5/16/2012 vs. Philadelphia (Michael Bowden)	
Pinch Homer: Jeff Baker, 7/4/2012 @ Atlanta (Jonny Venters)	
Inside-The-Park Homer: Tony Campana, 8/5/2011 vs. Cincinnati (Mike Leake)	
Against Cubs: Kyle Blanks, 8/18/2009 @ San Diego (Angel Guzman)	
Homer In First Major League At-Bat: Starlin Castro, 5/7/2010 @ Cincinnati (Homer Bailey)	
Homer In First At-Bat With Cubs: Starlin Castro, 5/7/2010 @ Cincinnati (Homer Bailey)	
Back-to-Back-to-Back Homers: Derrek Lee, Sammy Sosa and Michael Barrett, 9/15/2004 vs. Pittsburgh	
Against Cubs: Ryan Braun, Aramis Ramirez, Corey Hart, 8/27/12 vs. Milwaukee (Alex Hinshaw)	
Game-Opening Homer: Dave Sappelt, 9/25/2012 @ Colorado (Jorge De La Rosa)	
Game-Ending Walkoff Homer: Anthony Rizzo, 7/29/2012 vs. St. Louis (Trevor Rosenthal)	
Hit For Cycle: Mark Grace, 5/9/1993 vs. San Diego (Greg Harris single/double/triple, Rich Rodriguez homer)	
Against Cubs: Carlos Gonzalez, 7/31/2010 @ Colorado	
Steal of Home: Starlin Castro, 7/15/10 vs. Philadelphia	
Against Cubs: Pete Kozma, 9/21/12 vs. St. Louis	

Cubs .300 Hitters Since 1900

RANK	PLAYER	AVG	YEAR	RANK	PLAYER	AVG	YEAR	RANK	PLAYER	AVG	YEAR
1	Rogers Hornsby	.380	1929	55	Bernie Friberg	.318	1923	111	Charlie Grimm	.306	1925
2	Heinie Zimmerman	.372	1912		Hack Wilson	.318	1927		Frankie Baumholtz	.306	1953
3	Riggs Stephenson	.362	1929		George Altman	.318	1962		Bill Buckner	.306	1982
4	Kiki Cuyler	.360	1929		Aramis Ramirez	.318	2004		Ryne Sandberg	.306	1990
5	Hack Wilson	.356	1930	59	Stan Hack	.317	1940		Derrek Lee	.306	2009
6	Kiki Cuyler	.355	1930		Stan Hack	.317	1941		Aramis Ramirez	.306	2011
	Phil Cavarretta	.355	1945		Jose Cardenal	.317	1975	117	Ryne Sandberg	.305	1985
8	Ray Grimes	.354	1922		Derrek Lee	.317	2007		Johnny Moore	.305	1932
	Bill Madlock	.354	1975	63	Charlie Hollocher	.316	1918	119	Henry Rodriguez	.304	1999
10	Hack Miller	.352	1922		George Grantham	.316	1924		Augie Galan	.304	1939
11	Frank Demaree	.350	1936	65	Jimmy Slagle	.315	1902		Lee Walls	.304	1958
12	Hack Wilson	.345	1929		Billy Williams	.315	1965		Babe Herman	.304	1934
13	Riggs Stephenson	.344	1927		Jim Hickman	.315	1970		Ryne Sandberg	.304	1992
	Gabby Hartnett	.344	1935	68	Turner Barber	.314	1921		Ernie Banks	.304	1959
15	Glenn Beckert	.342	1971		Billy Herman	.314	1932		Eddie Waitkus	.304	1946
16	Johnny Evers	.341	1912		Augie Galan	.314	1935		Andy Pafko	.304	1950
	Billy Herman	.341	1935		Phil Cavarretta	.314	1947	127	George Altman	.303	1961
18	Charlie Hollocher	.340	1922		Ryne Sandberg	.314	1984		Andre Dawson	.303	1988
19	Gabby Hartnett	.339	1930		Mark Grace	.314	1989		Rick Wilkins	.303	1993
	Bill Madlock	.339	1976		Mark Grudzielanek	.314	2003		Jose Cardenal	.303	1973
21	Kiki Cuyler	.338	1934	75	Danny Green	.313	1901		Billy Herman	.303	1934
22	Topsy Hartsel	.335	1901		Heinie Zimmerman	.313	1913	132	Aramis Ramirez	.302	2005
	Woody English	.335	1930		Hack Wilson	.313	1928		Hank Leiber	.302	1940
	Billy Herman	.335	1937		Jim Gleeson	.313	1940		Andy Pafko	.302	1947
	Derrek Lee	.335	2005		Ernie Banks	.313	1958		Keith Moreland	.302	1983
26	Billy Herman	.334	1936		Ron Santo	.313	1964		Max Flack	.302	1920
27	Billy Williams	.333	1972		Bill Madlock	.313	1974		Carl Reynolds	.302	1938
28	Charlie Grimm	.331	1931	82	Andy Pafko	.312	1948		Ron Santo	.302	1972
	Mark Grace	.331	1996		Billy Williams	.312	1964		Don Johnson	.302	1945
30	Kiki Cuyler	.330	1931		Ron Santo	.312	1966	140	Billy Williams	.301	1971
31	Sammy Sosa	.328	2001		Leon Durham	.312	1982		Chuck Klein	.301	1934
32	Frank Chance	.327	1903	86	Charlie Grimm	.311	1927		Hack Miller	.301	1923
	Harry Steinfeldt	.327	1906		Stan Hack	.311	1935		Max Flack	.301	1921
34	Mark Grace	.326	1995		Bill Buckner	.311	1981		Wildfire Schulte	.301	1910
35	Solly Hofman	.325	1910	89	Frank Chance	.310	1904	145	Johnny Evers	.300	1908
	Frankie Baumholtz	.325	1952		Andre Dawson	.310	1990		Sammy Sosa	.300	1994
	Mark Grace	.325	1993		Aramis Ramirez	.310	2007		Ron Santo	.300	1967
38	Riggs Stephenson	.324	1928	92	Sparky Adams	.309	1926		Lou Novikoff	.300	1942
	Riggs Stephenson	.324	1932		Bill Nicholson	.309	1943		Stan Hack	.300	1942
	Frank Demaree	.324	1937		Dee Fondy	.309	1953		Dave Robertson	.300	1920
	Bill Buckner	.324	1980		Mark Grace	.309	1990		Wildfire Schulte	.300	1911
42	Stan Hack	.323	1945		Ryne Sandberg	.309	1993		Dee Fondy	.300	1952
	Bill Buckner	.323	1978		Mark Grace	.309	1998		Doug Glanville	.300	1997
44	Billy Williams	.322	1970		Mark Grace	.309	1999		Starlin Castro	.300	2010
45	Ray Grimes	.321	1921	99	Sammy Sosa	.308	1998				
	Hack Wilson	.321	1926	100	Heinie Zimmerman	.307	1911				
	Phil Cavarretta	.321	1944		Howard Freigau	.307	1925				
48	Stan Hack	.320	1938		Charlie Grimm	.307	1932				
	Sammy Sosa	.320	2000		Gabby Hartnett	.307	1936				
50	Frank Chance	.319	1906		Billy Herman	.307	1939				
	Bob O'Farrell	.319	1923		Joe Pepitone	.307	1971				
	Jigger Statz	.319	1923		Keith Moreland	.307	1985				
	Woody English	.319	1931		Rafael Palmeiro	.307	1988				
	Mark Grace	.319	1997		Mark Grace	.307	1992				
					Ryan Theriot	.307	2008				
					Starlin Castro	.307	2011				

Bold denotes current Cubs

SEEING DOUBLE

Since the advent of divisional play in 1969, the Cubs have only had one instance in which starting pitchers struck out 10 batters in three straight games. From May 11-13, 1969, Ken Holtzman (vs. San Francisco), Fergie Jenkins (vs. San Diego) and Dick Selma (vs. San Diego) all went the distance — and struck out 10 batters apiece — in consecutive Wrigley Field affairs.

PUTTING ON THE HITS

In 2003, the Cubs recorded 20 hits, July 20 at Florida, and 21 on July 21 at Atlanta — marking the first time since the advent of divisional play that the club had back-to-back 20-hit efforts.

PITCHING RECORDS

Cubs Yearly Pitching Since 1876

YEAR	G	W-L	ERA	CG	SHO	SV	IP	H	R	ER	HR	HB	BB	IBB	SO	WP	BK	AVG
1876	66	52-14	1.76	58	9	4	592.1	608	257	116	6	—	29	—	51	3	0	.244
1877	60	26-33	3.37	45	3	*3	534.0	630	375	200	7	—	58	—	92	45	0	.274
1878	61	30-30	2.37	+61	1	0	551.0	577	331	145	4	—	*35	—	175	38	0	.253
1879	83	46-33	2.46	*82	6	0	744.0	762	411	203	5	—	57	—	211	24	0	.244
1880	86	67-17	1.93	80	8	3	775.0	*622	317	166	8	—	129	—	*367	33	0	.209
1881	84	56-28	2.43	81	9	0	744.2	*722	379	201	14	—	122	—	228	38	1	.243
1882	84	55-29	*2.22	*83	7	0	763.2	*667	353	188	13	—	102	—	279	30	0	.221
1883	98	59-39	2.78	91	5	1	862.0	942	540	266	21	—	123	—	299	30	1	.260
1884	113	62-50	3.03	106	9	0	997.1	1028	647	336	83	—	231	—	472	60	0	.250
1885	113	87-25	2.23	108	14	*4	1015.2	868	470	252	37	—	202	—	458	29	0	.221
1886	126	90-34	2.54	116	8	*3	1097.2	988	555	310	49	—	262	—	*647	53	0	.232
1887	127	71-50	*3.46	117	4	*3	1126.0	1494	716	433	55	53	338	—	*510	86	0	.309
1888	136	77-58	2.96	123	13	1	1186.1	1139	659	390	63	59	308	—	588	81	1	.246
1889	136	67-65	3.73	123	6	2	1237.0	1313	814	512	71	42	408	—	434	50	0	.262
1890	139	83-53	3.24	126	6	*3	1237.1	1103	692	446	41	47	481	—	504	66	0	.234
1891	137	82-53	3.47	114	6	3	1220.2	1207	730	471	53	44	475	—	477	63	1	.249
1892	147	70-76	3.16	133	6	1	1298.0	1269	735	456	35	38	424	—	518	40	0	.246
1893	128	56-71	4.81	101	4	+5	1117.1	1278	874	597	*26	64	553	—	273	41	0	.279
1894	137	57-75	5.63	*118	0	0	1163.0	1575	1080	728	43	65	569	—	284	38	1	.321
1895	133	72-58	4.67	*119	3	1	1150.2	1422	854	597	38	69	432	—	297	34	0	.300
1896	132	71-57	4.44	*118	2	1	1161.1	1307	804	573	30	81	467	—	354	28	0	.282
1897	138	59-73	4.53	*131	2	1	1197.0	1485	894	603	30	64	433	—	361	32	1	.303
1898	152	85-65	*2.83	137	*13	0	1342.2	1357	679	422	17	82	364	—	323	27	3	.261
1899	152	75-73	3.37	147	8	1	1331.1	1433	763	498	20	82	330	—	313	18	5	.275
1900	146	65-75	3.23	*137	9	1	1271.0	1375	751	456	*21	81	324	—	357	25	0	.276
1901	140	53-86	3.33	*131	2	0	1241.2	1348	699	460	27	53	324	—	*586	31	2	.275
1902	143	68-69	*2.19	*134	17	2	1293.1	1244	505	315	7	44	281	—	447	27	1	.253
1903	139	82-56	*2.77	117	6	6	1240.1	*1182	599	382	14	37	*354	—	451	23	0	.250
1904	156	93-60	2.30	139	18	6	1383.2	*1150	517	354	16	36	402	—	618	24	5	.224
1905	155	92-61	*2.04	133	*23	2	1407.1	*1135	442	319	14	51	385	—	627	21	2	.224
1906	155	*116-36	*1.75	125	*30	10	1388.1	*1018	381	270	*12	53	446	—	*702	20	4	.207
1907	155	*107-45	*1.73	114	*32	8	1373.1	*1054	390	264	*11	38	402	—	586	25	1	.216
1908	158	*99-55	2.14	108	*29	12	1433.2	*1137	461	341	20	39	437	—	*668	34	2	.221
1909	155	104-49	*1.75	111	*32	11	1399.1	*1094	390	272	6	38	364	—	680	30	2	.215
1910	154	*104-50	*2.51	100	*25	13	1378.2	*1171	499	384	18	41	474	—	609	31	3	.235
1911	157	92-62	2.90	85	12	*16	1411.0	1270	607	454	*26	47	525	—	582	35	2	.245
1912	152	91-59	3.42	80	15	9	1358.2	1307	668	517	33	47	493	—	554	35	2	.259
1913	155	88-65	3.13	89	12	15	1373.0	1330	630	478	39	39	478	—	556	43	1	.260
1914	156	78-76	2.71	70	14	11	1389.1	*1169	638	418	37	39	528	—	*651	60	2	.233
1915	156	73-80	3.11	71	18	8	1399.0	1272	620	484	28	44	480	—	*657	40	0	.247
1916	156	67-86	2.65	72	17	13	1416.2	1265	541	417	32	39	365	—	616	37	0	.244
1917	157	74-80	2.62	79	16	9	1404.0	1303	567	408	34	30	374	—	*654	37	2	.253
1918	131	*84-45	*2.18	92	*23	8	1197.0	1050	393	290	*13	22	296	—	*472	19	2	.239
1919	140	75-65	*2.21	80	21	5	1265.0	1127	407	311	*14	28	294	—	*495	20	1	.242
1920	154	75-79	3.27	*95	13	9	1388.2	1459	635	504	37	25	382	—	508	22	1	.276
1921	153	64-89	4.39	73	7	7	1363.0	1605	773	665	67	40	409	—	441	17	3	.303
1922	156	80-74	4.34	74	8	12	1397.2	1579	808	674	77	55	475	—	402	29	5	.292
1923	154	83-71	3.82	80	8	11	1366.2	*1419	704	580	86	31	435	—	408	18	3	.269
1924	154	81-72	3.83	85	4	6	1380.2	1459	699	587	89	23	438	—	416	17	4	.275
1925	154	68-86	4.41	75	5	10	1370.0	1575	773	671	102	29	485	—	435	12	1	.292
1926	155	82-72	*3.26	77	13	14	1378.1	1407	602	499	*39	36	486	—	508	20	2	.273
1927	153	85-68	3.65	75	11	5	1385.0	1439	661	562	50	38	514	—	465	16	3	.273
1928	154	91-63	3.40	75	12	14	1380.2	1383	615	521	*56	32	508	—	531	18	1	.267
1929	156	*98-54	4.16	79	*14	21	1398.2	1542	758	646	77	21	537	—	548	23	2	.284
1930	156	90-64	4.80	67	6	12	1403.2	1642	870	749	111	26	528	—	601	28	1	.294
1931	156	84-70	3.97	80	8	8	1385.2	1448	710	612	54	36	524	—	541	23	2	.268
1932	154	*90-64	*3.44	79	9	7	1401.0	*1444	633	536	68	28	409	—	527	26	2	.264
1933	154	86-68	2.93	*95	16	9	1362.0	1316	536	443	51	30	413	—	488	32	1	.254
1934	152	86-65	3.76	73	11	9	1361.1	1432	639	568	80	19	417	—	633	32	3	.269
1935	154	*100-54	*3.26	*81	12	14	1394.1	*1417	597	505	85	20	400	—	589	32	2	.263
1936	154	87-67	3.54	*77	*18	10	1382.1	*1413	603	543	77	29	434	—	597	23	0	.265
1937	154	93-61	3.97	73	11	13	1381.1	1434	682	610	91	22	502	—	596	32	1	.267
1938	154	*89-63	*3.37	67	*16	*18	1396.2	1414	597	523	71	17	454	—	*583	31	5	.262
1939	156	84-70	3.80	72	8	13	1392.1	1504	678	588	74	19	430	—	584	20	3	.276

#Led Major Leagues

*Led National League

+Tied for National League Lead

Bold Face - Club High/Low Record Since

1900 (Excludes Strike-Shortened Seasons)

Saves originated in 1960 and became

official in 1969

YEAR	G	W-L	ERA	CG	SHO	SV	IP	H	R	ER	HR	HB	BB	IBB	SO	WP	BK	AVG
1940	154	75-79	3.54	69	12	14	1392.0	1418	636	548	74	16	430	—	564	10	2	.262
1941	155	70-84	3.72	74	8	9	1364.2	1431	670	564	*60	21	*449	—	548	21	2	.267
1942	155	68-86	3.60	71	10	14	1400.2	1447	665	560	70	18	525	—	507	27	4	.267
1943	154	74-79	3.31	67	13	14	1386.0	1379	599	510	53	18	*394	—	513	20	1	.258
1944	157	75-79	3.59	70	11	13	1400.2	1484	669	558	75	11	458	—	545	25	0	.274
1945	155	*98-56	*2.98	*86	15	14	1366.1	*1301	532	452	*57	22	*385	—	541	19	2	.249
1946	155	82-71	3.24	59	15	11	1393.0	1370	581	502	58	19	527	—	619	15	2	.256
1947	155	69-85	4.04	46	8	15	1367.0	1449	722	613	106	20	618	—	571	30	3	.274
1948	155	64-90	4.00	51	7	10	1355.1	1355	705	603	*89	19	619	—	636	27	2	.261
1949	154	61-93	4.50	44	8	17	1357.2	1487	773	679	104	22	575	—	544	36	4	.279
1950	154	64-89	4.28	55	9	19	1371.1	1452	772	652	130	27	593	—	559	31	10	.271
1951	155	62-92	4.34	48	10	10	1385.2	1416	750	668	125	29	572	—	544	43	7	.265
1952	155	77-77	3.58	59	15	15	1386.1	*1265	631	552	101	32	534	—	661	47	2	.240
1953	155	65-89	4.79	38	3	22	1359.0	1491	835	723	151	38	554	—	623	27	4	.276
1954	154	64-90	4.51	41	6	19	1374.1	1375	766	688	131	26	619	—	622	35	2	.264
1955	154	72-81	4.17	47	10	23	1378.1	1306	713	639	153	29	601	57	686	31	1	.251
1956	157	60-94	3.96	37	6	17	1392.0	1325	708	612	161	33	613	79	744	24	1	.252
1957	156	62-92	4.13	30	5	26	1403.1	1397	722	644	144	31	601	42	859	34	5	.261
1958	154	72-82	4.22	27	5	24	1361.0	1322	725	638	142	38	619	57	805	36	7	.254
1959	155	74-80	4.01	30	11	25	1391.0	1337	688	620	152	24	519	40	765	34	6	.254
1960	156	60-94	4.35	36	6	25	1402.2	1393	776	678	152	42	565	56	805	39	4	.260
1961	156	64-90	4.48	34	6	25	1385.0	1492	800	690	165	35	465	47	755	50	3	.277
1962	162	59-103	4.54	29	4	26	1438.1	1509	827	725	159	46	601	60	783	66	5	.272
1963	162	82-80	3.08	45	15	28	1457.0	1357	578	498	119	24	400	32	851	43	11	.249
1964	162	76-86	4.08	*58	11	19	1445.0	1510	724	655	144	17	423	64	737	50	3	.270
1965	164	72-90	3.78	33	9	35	1472.0	1470	723	618	154	27	481	78	855	51	2	.260
1966	162	59-103	4.33	28	6	24	1458.0	1513	809	702	184	28	479	64	908	40	4	.268
1967	162	87-74	3.48	47	7	28	1457.0	1352	624	564	142	28	463	74	888	35	2	.246
1968	163	84-78	3.41	46	12	32	1453.2	1399	611	551	138	27	392	47	894	41	3	.254
1969	163	92-70	3.34	58	22	27	1454.1	1366	611	540	118	29	475	72	1017	39	4	.248
1970	162	84-78	3.76	*59	9	25	1435.0	1402	679	600	143	25	*475	58	1000	40	4	.256
1971	162	83-79	3.61	*75	17	13	1444.0	1458	648	579	132	26	411	53	900	38	6	.262
1972	156	85-70	3.22	54	19	32	1398.2	1329	567	500	112	34	*421	56	824	32	4	.251
1973	161	77-84	3.66	27	13	40	1437.2	1471	655	584	128	30	*438	67	885	47	4	.267
1974	162	66-96	4.28	23	6	26	1466.1	1593	826	697	122	40	576	72	895	61	20	.277
1975	162	75-87	4.49	27	8	33	1444.1	1587	827	721	130	40	551	59	850	35	9	.281
1976	162	75-87	3.93	27	12	33	1471.1	1511	728	643	123	28	490	60	850	38	11	.268
1977	162	81-81	4.01	16	10	44	1468.0	1500	739	654	128	22	489	101	*942	55	17	.266
1978	162	79-83	4.05	24	7	38	1455.1	1475	724	655	125	33	539	93	768	53	12	.265
1979	162	80-82	3.88	20	11	44	1446.2	1500	707	624	127	43	521	87	*933	40	5	.270
1980	162	64-98	3.89	13	6	35	1479.0	1525	728	639	109	28	589	85	923	39	17	.272
1981	106	38-65	4.01	6	2	20	956.2	983	483	426	59	21	388	60	532	42	8	.270
1982	162	73-89	3.92	9	7	43	1447.1	1510	709	630	125	29	452	67	764	32	15	.272
1983	162	71-91	4.08	9	10	42	1428.2	1496	719	647	117	25	498	83	807	43	13	.274
1984	161	*96-65	3.75	19	8	50	1434.0	1458	658	598	99	22	*442	62	879	40	10	.267
1985	162	77-84	4.16	20	8	42	1442.1	1492	729	666	156	23	519	83	820	31	11	.271
1986	160	70-90	4.49	11	6	42	1445.0	1546	781	721	143	19	557	78	962	55	20	.279
1987	161	76-85	4.55	11	5	48	1434.2	1524	801	726	159	27	628	67	1024	58	29	.275
1988	163	77-85	3.84	30	10	29	1464.1	1494	694	625	115	31	490	75	897	56	26	.265
1989	162	*93-69	3.43	18	10	*55	1460.1	1369	623	556	106	25	532	70	918	44	24	.250
1990	162	77-85	4.34	13	7	42	1442.2	1510	774	695	121	28	572	85	877	62	14	.271
1991	160	77-83	4.03	12	4	40	1456.2	1415	734	653	117	28	542	64	927	48	12	.257
1992	162	78-84	3.39	16	11	37	1469.0	1337	624	554	107	44	575	75	901	68	11	.246
1993	163	84-78	4.18	8	5	56	1449.2	1514	739	673	153	43	470	61	905	43	21	.273
1994	113	49-64	4.47	5	5	27	1023.2	1054	549	508	120	19	392	35	717	41	6	.268
1995	144	73-71	4.13	6	*12	+45	1301.0	1313	671	597	162	34	518	68	926	38	6	.262
1996	162	76-86	4.36	10	10	34	1456.1	1447	771	705	184	55	546	55	1027	48	8	.260
1997	162	68-94	4.44	6	4	37	1429.0	1451	759	705	185	43	590	51	1072	35	8	.266
1998	163	90-73	4.47	7	7	56	1477.1	1528	792	733	180	48	575	48	1207	48	14	.266
1999	162	67-95	5.27	11	6	32	1430.2	1619	920	837	221	27	529	48	980	59	9	.286
2000	162	65-97	5.25	10	5	39	1454.2	1505	904	849	231	62	658	45	1143	45	4	.268
2001	162	88-74	4.03	8	6	41	1437.0	1357	701	643	164	50	550	43	*1344	48	5	.249
2002	162	67-95	4.29	11	9	23	1441.1	1373	759	687	167	58	606	53	*1333	44	+2	.253
2003	162	88-74	3.83	13	14	36	1456.1	1304	683	619	143	71	617	36	*1404	63	3	.241
2004	162	89-73	3.81	3	6	42	1465.1	*1363	665	621	169	76	545	33	*1346	50	9	.247
2005	162	79-83	4.19	8	10	39	1440.0	1357	714	671	186	50	576	48	*1256	57	7	.250
2006	162	66-96	4.74	2	7	29	1439.0	1396	834	758	210	67	687	44	*1250	68	4	.255
2007	162	85-77	4.04	2	10	39	1446.2	1340	690	650	165	59	573	46	*1211	42	3	*.246
2008	161	*97-64	3.87	2	8	44	1450.2	*1329	671	624	160	65	548	45	*1264	48	7	*.242
2009	161	83-78	3.84	3	8	40	1445.1	1329	672	616	160	59	586	46	1272	60	6	.246
2010	162	75-87	4.18	1	14	40	1436.2	1409	767	668	154	65	605	42	1268	46	6	.255
2011	162	71-91	4.33	4	5	40	1434.1	1439	756	690	162	53	580	45	1224	51	5	.262
2012	162	61-101	4.51	1	9	28	1413.2	1399	759	708	175	*65	*573	36	1128	44	5	.259

Cubs Yearly Pitching Leaders From 1876-1939

YEAR	VICTORIES	ERA	GAMES	GAMES STARTED
1876	Albert Spalding.....*#47	Albert Spalding.....1.75	Albert Spalding.....61	Albert Spalding.....60
1877	George Bradley.....18	George Bradley.....3.31	George Bradley.....50	George Bradley.....44
1878	Terry Larkin.....29	Terry Larkin.....2.24	Terry Larkin.....56	Terry Larkin.....56
1879	Terry Larkin.....31	Terry Larkin.....2.44	Terry Larkin.....58	Terry Larkin.....58
1870s	Terry Larkin – 60	Albert Spalding – 1.78	Terry Larkin – 114	Terry Larkin – 114
1880	Larry Corcoran.....43	Fred Goldsmith.....1.75	Larry Corcoran.....63	Larry Corcoran.....60
1881	Larry Corcoran.....*#31	Larry Corcoran.....2.31	Larry Corcoran.....45	Larry Corcoran.....44
1882	Fred Goldsmith.....28	Larry Corcoran.....*1.95	Fred Goldsmith.....45	Fred Goldsmith.....45
1883	Larry Corcoran.....34	Larry Corcoran.....2.49	Larry Corcoran.....56	Larry Corcoran.....53
1884	Larry Corcoran.....35	John Clarkson.....2.14	Larry Corcoran.....60	Larry Corcoran.....59
1885	John Clarkson.....*#53	John Clarkson.....1.85	John Clarkson.....*#70	John Clarkson.....*#70
1886	John Clarkson.....36	Jocko Flynn.....2.24	John Clarkson.....55	John Clarkson.....55
1887	John Clarkson.....*38	John Clarkson.....3.08	John Clarkson.....*60	John Clarkson.....*59
1888	Gus Krock.....25	Gus Krock.....2.44	Gus Krock.....39	Gus Krock.....39
1889	Dwyer, Gumbert, Hutchison.....16	Bill Hutchison.....3.54	Bill Hutchison.....37	Bill Hutchison.....36
1880s	Larry Corcoran – 175	Larry Corcoran – 2.26	Larry Corcoran – 270	Larry Corcoran – 262
1890	Bill Hutchison.....*41	Bill Hutchison.....2.70	Bill Hutchison.....*#71	Bill Hutchison.....66
1891	Bill Hutchison.....*#44	Bill Hutchison.....2.81	Bill Hutchison.....*#66	Bill Hutchison.....*#58
1892	Bill Hutchison.....*#36	Bill Hutchison.....2.76	Bill Hutchison.....*#75	Bill Hutchison.....*#70
1893	Willie McGill.....17	Hal Mauck.....4.41	Bill Hutchison.....44	Bill Hutchison.....40
1894	Clark Griffith.....21	Clark Griffith.....4.92	Bill Hutchison.....37	Bill Hutchison.....34
1895	Clark Griffith.....26	Clark Griffith.....3.93	Clark Griffith.....42	Clark Griffith.....41
1896	Clark Griffith.....23	Clark Griffith.....3.54	Danny Friend, Clark Griffith.....36	Clark Griffith.....35
1897	Clark Griffith.....21	Clark Griffith.....3.72	Clark Griffith.....41	Clark Griffith.....38
1898	Clark Griffith.....24	Clark Griffith.....*#1.88	Clark Griffith.....38	Clark Griffith.....38
1899	Clark Griffith.....22	Clark Griffith.....2.79	Jack Taylor.....41	Jack Taylor.....39
1890s	Bill Hutchison – 164	Nixey Callahan – 3.09	Bill Hutchison – 331	Bill Hutchison – 303
1900	Clark Griffith.....14	Ned Garvin.....2.41	Nixey Callahan.....32	Nixey Callahan.....32
1901	Rube Waddell.....14	Rube Waddell.....2.81	Long Tom Hughes.....37	Long Tom Hughes.....35
1902	Jack Taylor.....23	Jack Taylor.....*#1.29	Jack Taylor.....37	Jack Taylor.....34
1903	Jack Taylor.....21	Jake Weimer.....2.30	Jack Taylor.....37	Jack Taylor, Jake Weimer.....33
1904	Jake Weimer.....20	Mordecai Brown.....1.86	Jake Weimer.....37	Jake Weimer.....37
1905	Brown, Reulbach, Weimer.....18	Ed Reulbach.....1.42	Ed Reulbach.....34	Jake Weimer.....30
1906	Mordecai Brown.....26	Mordecai Brown.....*#1.04	Mordecai Brown.....36	Mordecai Brown.....32
1907	Orval Overall.....23	Jack Pfister.....*#1.15	Orval Overall.....36	Orval Overall.....30
1908	Mordecai Brown.....29	Mordecai Brown.....1.47	Ed Reulbach.....46	Ed Reulbach.....35
1909	Mordecai Brown.....*27	Mordecai Brown.....1.31	Mordecai Brown.....*50	Mordecai Brown.....34
1900s	Mordecai Brown – 135	Mordecai Brown – 1.51	Mordecai Brown – 220	Mordecai Brown – 171
1910	Mordecai Brown.....25	King Cole.....*1.80	Mordecai Brown.....46	Mordecai Brown.....31
1911	Mordecai Brown.....21	Lew Richie.....2.31	Mordecai Brown.....*53	Ed Reulbach.....29
1912	Larry Cheney.....*#26	Larry Cheney.....2.85	L. Cheney, J. Lavender.....42	Larry Cheney.....37
1913	Larry Cheney.....21	George Pearce.....2.31	Larry Cheney.....*#54	Larry Cheney.....36
1914	Hippo Vaughn.....21	Hippo Vaughn.....2.05	Larry Cheney.....*50	Larry Cheney.....*40
1915	Hippo Vaughn.....20	Bert Humphries.....2.31	J. Lavender, H. Vaughn.....41	Hippo Vaughn.....34
1916	Hippo Vaughn.....17	Hippo Vaughn.....2.20	Hippo Vaughn.....44	Hippo Vaughn.....35
1917	Hippo Vaughn.....23	Hippo Vaughn.....2.01	Phil Douglas.....*#51	Hippo Vaughn.....38
1918	Hippo Vaughn.....*22	Hippo Vaughn.....*1.74	Hippo Vaughn.....35	Hippo Vaughn.....33
1919	Hippo Vaughn.....21	Grover Alexander.....*1.72	Hippo Vaughn.....38	Hippo Vaughn.....*37
1910s	Hippo Vaughn – 129	Hippo Vaughn – 2.08	Hippo Vaughn – 248	Hippo Vaughn – 218
1920	Grover Alexander.....*27	Grover Alexander.....*#1.91	Grover Alexander.....46	Grover Alexander.....*#40
1921	Grover Alexander.....15	Grover Alexander.....3.39	Lefty York.....40	Grover Alexander.....29
1922	Vic Aldridge, Grover Alexander.....16	Vic Aldridge.....3.52	Percy Jones.....44	Vic Aldridge.....34
1923	Grover Alexander.....22	Vic Keen.....3.00	Grover Alexander.....39	Grover Alexander.....36
1924	Tony Kaufmann.....16	Grover Alexander.....3.03	Vic Keen.....40	Vic Aldridge.....32
1925	Grover Alexander.....15	Grover Alexander.....3.39	Guy Bush.....42	Sheriff Blake.....31
1926	Charlie Root.....18	Charlie Root.....2.82	Charlie Root.....42	Charlie Root.....32
1927	Charlie Root.....*#26	Guy Bush.....3.03	Charlie Root.....**48	Charlie Root.....36
1928	Pat Malone.....18	Sheriff Blake.....2.47	Guy Bush, Pat Malone.....42	Charlie Root.....30
1929	Pat Malone.....*22	Charlie Root.....3.47	Guy Bush.....*#50	Charlie Root.....31
1920s	Grover Alexander – 110	Grover Alexander – 3.02	Guy Bush – 222	Grover Alexander – 193
1930	Pat Malone.....**20	Pat Malone.....3.94	Guy Bush.....46	Pat Malone.....35
1931	Charlie Root.....17	Bob Smith.....3.22	Guy Bush, Charlie Root.....39	Charlie Root.....31
1932	Lon Warneke.....*22	Lon Warneke.....*#2.37	Guy Bush.....40	Pat Malone.....33
1933	Guy Bush.....20	Lon Warneke.....2.00	Guy Bush.....41	Lon Warneke.....34
1934	Lon Warneke.....22	Lon Warneke.....3.21	Lon Warneke.....43	Lon Warneke.....35
1935	Bill Lee, Lon Warneke.....20	Larry French, Bill Lee.....2.96	Larry French, Lon Warneke.....42	Bill Lee.....32
1936	Larry French, Bill Lee.....18	Bill Lee.....3.31	Larry French, Bill Lee.....43	Bill Lee.....33
1937	Tex Carleton, Larry French.....16	Tex Carleton.....3.15	Charlie Root.....43	Bill Lee.....33
1938	Bill Lee.....*#22	Bill Lee.....*#2.66	C. Bryant, B. Lee, C. Root.....44	Bill Lee.....**37
1939	Bill Lee.....19	Claude Passeau.....3.05	Jack Russell.....39	Bill Lee.....**36
1930s	Charlie Root – 114	Lon Warneke – 2.85	Charlie Root – 377	Bill Lee – 200

#Major League Leader
 *National League Leader
 +Cubs All-Time Record

#Tied for Major League Lead
 **Tied for National League Lead

NOTE: ERA leaders based on 1.0 inning pitched per team game played. Decade leaders based on 500.0 innings.

Cubs Yearly Pitching Leaders From 1876-1939

YEAR	COMPLETE GAMES	INNINGS PITCHED	STRIKEOUTS
1876	Albert Spalding.....53	Albert Spalding.....528.2	Albert Spalding.....39
1877	George Bradley.....35	George Bradley.....394.0	George Bradley.....59
1878	Terry Larkin.....56	Terry Larkin.....506.0	Terry Larkin.....163
1879	Terry Larkin.....57	Terry Larkin.....513.1	Terry Larkin.....142
1870s	Terry Larkin – 113	Terry Larkin – 1019.1	Terry Larkin – 305
1880	Larry Corcoran.....57	Larry Corcoran.....536.1	Larry Corcoran.....*#268
1881	Larry Corcoran.....43	Larry Corcoran.....396.2	Larry Corcoran.....150
1882	Fred Goldsmith.....45	Fred Goldsmith.....405.0	Larry Corcoran.....170
1883	Larry Corcoran.....51	Larry Corcoran.....473.2	Larry Corcoran.....216
1884	Larry Corcoran.....57	Larry Corcoran.....516.2	Larry Corcoran.....272
1885	John Clarkson.....**#68	John Clarkson.....**#623.0	John Clarkson.....*#308
1886	John Clarkson.....50	John Clarkson.....466.2	John Clarkson.....313
1887	John Clarkson.....*56	John Clarkson.....*523.0	John Clarkson.....*237
1888	Gus Krock.....39	Gus Krock.....339.2	Gus Krock.....161
1889	Bill Hutchison.....33	Bill Hutchison.....318.0	Bill Hutchison.....136
1880s	Larry Corcoran – 252	Larry Corcoran – 2338.1	Larry Corcoran – 1086
1890	Bill Hutchison.....*#65	Bill Hutchison.....*#603.0	Bill Hutchison.....289
1891	Bill Hutchison.....*#56	Bill Hutchison.....*#561.0	Bill Hutchison.....261
1892	Bill Hutchison.....*#67	Bill Hutchison.....*#622.0	Bill Hutchison.....*#314
1893	Bill Hutchison.....38	Bill Hutchison.....348.1	Willie McGill.....91
1894	C. Griffith, B. Hutchison.....28	Bill Hutchison.....279.1	Clark Griffith.....71
1895	Clark Griffith.....39	Clark Griffith.....353.0	Adonis Terry.....88
1896	Clark Griffith.....35	Clark Griffith.....317.2	Danny Friend.....86
1897	Clark Griffith.....**#38	Clark Griffith.....343.2	Clark Griffith.....102
1898	Clark Griffith.....36	Clark Griffith.....325.2	Clark Griffith.....97
1899	Jack Taylor.....39	Jack Taylor.....354.2	Nixey Callahan.....77
1890s	Bill Hutchison – 284	Bill Hutchison – 2704.2	Bill Hutchison – 1088
1900	Nixey Callahan.....32	Nixey Callahan.....285.1	Ned Garvin.....107
1901	Long Tom Hughes.....32	Long Tom Hughes.....308.1	Long Tom Hughes.....225
1902	Jack Taylor.....34	Jack Taylor.....333.2	Pop Williams.....99
1903	Jack Taylor.....33	Jack Taylor.....312.1	Jake Weimer.....128
1904	Jake Weimer.....31	Jake Weimer.....307.0	Jake Weimer.....177
1905	Ed Reulbach.....28	Ed Reulbach.....291.2	Ed Reulbach.....152
1906	Mordecai Brown.....27	Mordecai Brown.....277.1	Jack Piester.....153
1907	Orval Overall.....26	Orval Overall.....268.1	Orval Overall.....141
1908	Mordecai Brown.....27	Mordecai Brown.....312.1	Orval Overall.....167
1909	Mordecai Brown.....*32	Mordecai Brown.....*342.2	Orval Overall.....*#205
1900s	Mordecai Brown – 151	Mordecai Brown – 1626.2	Mordecai Brown – 716
1910	Mordecai Brown.....**27	Mordecai Brown.....295.1	Mordecai Brown.....143
1911	Mordecai Brown.....21	Mordecai Brown.....270.0	Mordecai Brown.....129
1912	Larry Cheney.....*28	Larry Cheney.....303.1	Larry Cheney.....140
1913	Larry Cheney.....25	Larry Cheney.....305.0	Larry Cheney.....136
1914	Hippo Vaughn.....23	Larry Cheney.....311.1	Hippo Vaughn.....165
1915	Hippo Vaughn.....18	Hippo Vaughn.....269.2	Hippo Vaughn.....148
1916	Hippo Vaughn.....21	Hippo Vaughn.....294.0	Hippo Vaughn.....144
1917	Hippo Vaughn.....27	Hippo Vaughn.....295.2	Hippo Vaughn.....195
1918	Hippo Vaughn.....27	Hippo Vaughn.....*290.1	Hippo Vaughn.....*148
1919	Hippo Vaughn.....25	Hippo Vaughn.....*306.2	Hippo Vaughn.....*141
1910s	Hippo Vaughn – 146	Hippo Vaughn – 1806.0	Hippo Vaughn – 977
1920	Grover Alexander.....*#33	Grover Alexander.....*#363.1	Grover Alexander.....*#173
1921	Grover Alexander.....21	Grover Alexander.....252.0	Speed Martin.....86
1922	Vic Aldridge, Grover Alexander.....20	Vic Aldridge.....258.1	Tiny Osborne.....81
1923	Grover Alexander.....26	Grover Alexander.....305.0	G. Alexander, T. Kaufmann.....72
1924	Vic Aldridge.....20	Vic Aldridge.....244.1	Tony Kaufmann.....79
1925	Grover Alexander.....20	Grover Alexander.....236.0	Sheriff Blake.....93
1926	Charlie Root.....21	Charlie Root.....271.1	Charlie Root.....127
1927	Charlie Root.....21	Charlie Root.....*#309.0	Charlie Root.....145
1928	Sheriff Blake, Pat Malone.....16	Pat Malone.....250.2	Pat Malone.....155
1929	Pat Malone, Charlie Root.....19	Charlie Root.....272.0	Pat Malone.....*166
1920s	Grover Alexander – 136	Grover Alexander – 1623.1	Charlie Root – 518
1930	Pat Malone.....**22	Pat Malone.....271.2	Pat Malone.....142
1931	Charlie Root.....19	Charlie Root.....251.0	Charlie Root.....131
1932	Lon Warneke.....25	Lon Warneke.....277.0	Pat Malone.....120
1933	Lon Warneke.....**#26	Lon Warneke.....287.1	Lon Warneke.....133
1934	Lon Warneke.....23	Lon Warneke.....291.1	Lon Warneke.....143
1935	Lon Warneke.....20	Lon Warneke.....261.2	Lon Warneke.....120
1936	Bill Lee.....20	Bill Lee.....258.2	Lon Warneke.....113
1937	Tex Carleton.....18	Bill Lee.....272.1	Bill Lee.....108
1938	Bill Lee.....19	Bill Lee.....291.0	Clay Bryant.....*135
1939	Bill Lee.....20	Bill Lee.....282.1	Claude Passeau.....108
1930s	Bill Lee, Lon Warneke – 110	Charlie Root – 1829.1	Charlie Root – 818

CUBS PITCHING FACTS

The Cubs set a team mark in 2012 by utilizing 30 different pitchers.

The club mark for most left-handed pitchers to see mound action in a season is 10 – a figure reached in both 1999 and 2000. Prior to the 1999 campaign, the team record of eight had stood since 1966.

The team mark for most strikeouts by a reliever is 11, set by Dave Hillman during a 7.2-inning relief stint May 28, 1959, against Los Angeles.

The last Cubs position player to take the mound for the Cubs was third baseman Joe Mather, who saw relief action August 27, 2012 vs. Milwaukee.

Since the advent of divisional play in 1969, the only Cub to record a save in his major league debut was Todd Wellemeyer (May 15, 2003, at Milwaukee).

The last Cubs rookie to hurl consecutive complete games was Rich Hill in 2006 (September 16 vs. Cincinnati, September 22 at Cincinnati).

Hill finished with two complete games in 2006, making him the first Cubs rookie with more than one complete game in a season since Frank Castillo tossed four in 1991.

The best career start record-wise for a Cubs pitcher is 8-0, recorded by King Cole in 1910 and Carlos Silva in 2010. The worst start belongs to Chris Volstad, who began his Cubs career 0-9 in 2012.

On July 17, 1918, Lefty Tyler pitched a Cubs-record 21 innings in a route-going 2-1 win against Philadelphia. He gave up 13 hits and one walk while striking out eight. Three years earlier, on June 17, 1915, reliever George "Zip" Zabel was called into a game against Brooklyn with two out in the top of the 1st inning at West Side Grounds. He had to pitch 18.1 innings before earning the win, as the Cubs won 4-3 in the 19th inning.

The Cubs' top single-season pitchers' batting marks for:

AVG: .350.....Percy Jones (1927)
H: 30.....Lon Warneke (1930)
HR: 6.....Fergie Jenkins (1971)/
Carlos Zambrano (2006)
RBI: 20.....Fergie Jenkins (1971)
SH: 19.....Ryan Dempster (2008)
SO: 55.....Don Cardwell (1961)

Cubs Yearly Pitching Leaders From 1940-1989

YEAR	VICTORIES	ERA	GAMES	GAMES STARTED
1940	Claude Passeau20	Claude Passeau2.50	Claude Passeau46	Larry French33
1941	Claude Passeau14	Vern Olsen3.15	Vern Olsen37	Claude Passeau30
1942	Claude Passeau19	Claude Passeau2.68	Hi Bithorn38	Claude Passeau34
1943	Hi Bithorn18	Hi Bithorn2.60	Hi Bithorn39	Claude Passeau31
1944	Hank Wyse16	Claude Passeau2.89	Paul Derringer42	Hank Wyse34
1945	Hank Wyse22	Ray Prim*2.40	Hank Wyse38	Hank Wyse34
1946	Hank Wyse14	Johnny Schmitz2.61	Johnny Schmitz41	Johnny Schmitz31
1947	Johnny Schmitz13	Johnny Schmitz3.22	Emil Kush47	Johnny Schmitz28
1948	Johnny Schmitz18	Johnny Schmitz2.64	Jess Dobernic54	Johnny Schmitz30
1949	Johnny Schmitz11	Bob Rush4.07	Bob Chipman38	Johnny Schmitz31
1940s	Claude Passeau – 111	Claude Passeau – 2.94	Claude Passeau – 258	Claude Passeau – 207
1950	Bob Rush13	Bob Rush3.71	Dubiel, Minner, Rush, Schmitz ...39	Bob Rush34
1951	Bob Rush11	Paul Minner3.79	Dutch Leonard41	Bob Rush29
1952	Bob Rush17	Warren Hacker2.58	Dutch Leonard45	Bob Rush32
1953	Warren Hacker, Paul Minner12	Paul Minner4.21	Turk Lown49	Warren Hacker32
1954	Bob Rush13	Bob Rush3.77	Jim Davis46	Bob Rush32
1955	Sam Jones14	Paul Minner3.48	Hal Jeffcoat50	Sam Jones34
1956	Bob Rush13	Bob Rush3.19	Turk Lown61	Bob Rush32
1957	Dick Drott15	Moe Drabowsky3.53	Turk Lown*#67	Moe Drabowsky33
1958	Glen Hobbie10	Glen Hobbie3.74	Don Elston*#69	Dick Drott31
1959	Glen Hobbie16	Dave Hillman3.53	D. Elston, B. Henry**#65	Bob Anderson36
1950s	Bob Rush – 95	Bob Rush – 3.65	Bob Rush – 268	Bob Rush – 249
1960	Glen Hobbie16	Dick Ellsworth3.72	Don Elston60	Glen Hobbie36
1961	Don Cardwell15	Don Cardwell3.82	Don Elston58	Don Cardwell*38
1962	Bob Buhl12	Bob Buhl3.69	B. Anderson, D. Elston57	Dick Ellsworth33
1963	Dick Ellsworth22	Dick Ellsworth2.11	Lindy McDaniel57	Dick Ellsworth, Larry Jackson37
1964	Larry Jackson*#24	Larry Jackson3.14	Lindy McDaniel63	Larry Jackson38
1965	D. Ellsworth, L. Jackson14	Cal Koonce3.69	Ted Abernathy*#84	Larry Jackson39
1966	Ken Holtzman11	Fergie Jenkins3.31	Fergie Jenkins60	Dick Ellsworth37
1967	Fergie Jenkins20	Fergie Jenkins2.80	Bill Hands49	Fergie Jenkins38
1968	Fergie Jenkins20	Fergie Jenkins2.63	Phil Regan68	Fergie Jenkins*40
1969	Fergie Jenkins21	Bill Hands2.49	Phil Regan71	Fergie Jenkins*#42
1960s	Dick Ellsworth – 84	Fergie Jenkins – 2.95	Don Elston – 274	Dick Ellsworth – 235
1970	Fergie Jenkins22	Ken Holtzman3.38	Phil Regan54	Fergie Jenkins39
1971	Fergie Jenkins*24	Fergie Jenkins2.77	Phil Regan48	Fergie Jenkins**39
1972	Fergie Jenkins20	Milt Pappas2.77	Jack Aker48	Fergie Jenkins36
1973	Hooton, Jenkins, Reuschel14	Rick Reuschel3.00	Bob Locker63	Fergie Jenkins38
1974	Rick Reuschel13	Bill Bonham3.86	Oscar Zamora56	Rick Reuschel38
1975	Ray Burris15	Rick Reuschel3.73	Darold Knowles58	Rick Reuschel37
1976	Ray Burris15	Ray Burris3.11	Darold Knowles58	Rick Reuschel37
1977	Rick Reuschel20	Rick Reuschel2.79	Paul Reuschel69	Ray Burris39
1978	Rick Reuschel14	Dennis Lamp3.30	Donnie Moore71	Dennis Lamp36
1979	Rick Reuschel18	Dennis Lamp3.50	Dick Tidrow63	Rick Reuschel36
1970s	Rick Reuschel – 114	Fergie Jenkins – 3.29	Rick Reuschel – 284	Rick Reuschel – 274
1980	Lynn McGlothen12	Rick Reuschel3.40	Dick Tidrow*#84	Rick Reuschel***38
1981	Mike Krukow9	Mike Krukow, Randy Martz3.68	Dick Tidrow51	Mike Krukow**25
1982	Fergie Jenkins14	Fergie Jenkins3.15	Willie Hernandez75	Fergie Jenkins34
1983	Chuck Rainey14	Fergie Jenkins4.30	Bill Campbell*#82	Chuck Rainey34
1984	Rick Sutcliffe16	Steve Trout3.41	Lee Smith69	Steve Trout31
1985	Dennis Eckersley11	Dennis Eckersley3.08	Lee Smith65	Dennis Eckersley25
1986	Scott Sanderson, Lee Smith9	Scott Sanderson4.19	Lee Smith66	Dennis Eckersley32
1987	Rick Sutcliffe*18	Rick Sutcliffe3.68	Frank DiPino69	Rick Sutcliffe34
1988	Greg Maddux18	Greg Maddux3.18	Frank DiPino63	Greg Maddux34
1989	Greg Maddux19	Greg Maddux2.95	Mitch Williams*#76	Greg Maddux35
1980s	Rick Sutcliffe – 76	Lee Smith – 2.92	Lee Smith – 458	Rick Sutcliffe – 167

GOING THE DISTANCE

The last time Cubs pitchers went the distance in three consecutive contests took place during the 1976 campaign — when Rick Reuschel (September 18), Ray Burris (September 19) and Steve Renko (September 21) did the honors.

The last time the Cubs had three straight complete-game shutouts took place in May 1969. Ken Holtzman started the streak May 11 with an 8-0 victory over San Francisco. Fergie Jenkins then blanked San Diego 2-0 on May 12. Dick Selma finished the stretch with a three-hitter in a 19-0 victory over the Padres May 13.

Cubs Yearly Pitching Leaders From 1940-1989

YEAR	COMPLETE GAMES	INNINGS PITCHED	STRIKEOUTS	SAVES
1940	Claude Passeau20	Claude Passeau280.2	Claude Passeau124	—
1941	Claude Passeau20	Claude Passeau231.0	Paul Erickson85	—
1942	Claude Passeau24	Claude Passeau278.1	Claude Passeau89	—
1943	Hi Bithorn19	Claude Passeau257.0	Claude Passeau93	—
1944	Claude Passeau18	Hank Wyse257.1	Claude Passeau89	—
1945	Hank Wyse23	Hank Wyse278.1	Claude Passeau98	—
1946	Johnny Schmitz14	Johnny Schmitz224.1	Johnny Schmitz*135	—
1947	Johnny Schmitz10	Johnny Schmitz207.0	Johnny Schmitz97	—
1948	Johnny Schmitz18	Johnny Schmitz242.0	Johnny Schmitz100	—
1949	Dutch Leonard10	Johnny Schmitz207.0	Dutch Leonard83	—
1940s	Claude Passeau — 130	Claude Passeau — 1693.2	Claude Passeau — 646	—
1950	Bob Rush19	Bob Rush254.2	Paul Minner99	—
1951	Paul Minner14	Bob Rush211.1	Bob Rush129	—
1952	Bob Rush17	Bob Rush250.1	Bob Rush157	—
1953	Warren Hacker, Paul Minner9	Warren Hacker221.2	Johnny Klipstein113	—
1954	Paul Minner12	Bob Rush236.1	Bob Rush124	—
1955	Bob Rush14	Sam Jones241.2	Sam Jones*198	—
1956	Bob Rush13	Bob Rush239.2	Sam Jones*176	—
1957	Moe Drabowsky12	Moe Drabowsky239.2	Moe Drabowsky, Dick Drott170	—
1958	Taylor Phillips5	Taylor Phillips170.1	Dick Drott127	—
1959	Glen Hobbie10	Bob Anderson235.1	Glen Hobbie138	—
1950s	Bob Rush — 99	Bob Rush — 1798.1	Bob Rush — 924	—
1960	Glen Hobbie16	Glen Hobbie258.2	Glen Hobbie134	Don Elston11
1961	Don Cardwell13	Don Cardwell259.1	Don Cardwell156	Bob Anderson8
1962	Bob Buhl8	Bob Buhl212.0	Dick Ellsworth113	Don Elston8
1963	Dick Ellsworth19	Dick Ellsworth290.2	Dick Ellsworth185	Lindy McDaniel*22
1964	Larry Jackson19	Larry Jackson297.2	Dick Ellsworth, Larry Jackson148	Lindy McDaniel15
1965	Larry Jackson12	Larry Jackson257.1	Larry Jackson131	Ted Abernathy*#31
1966	Dick Ellsworth, Ken Holtzman9	Dick Ellsworth269.1	Ken Holtzman171	Bob Hendley7
1967	Fergie Jenkins*#20	Fergie Jenkins289.1	Fergie Jenkins236	Chuck Hartenstein10
1968	Fergie Jenkins20	Fergie Jenkins308.0	Fergie Jenkins260	Phil Regan*#25
1969	Fergie Jenkins23	Fergie Jenkins311.1	Fergie Jenkins*273	Phil Regan17
1960s	Dick Ellsworth — 71	Dick Ellsworth — 1611.0	Fergie Jenkins — 917	Phil Regan — 42
1970	Fergie Jenkins*#24	Fergie Jenkins313.0	Fergie Jenkins274	Phil Regan12
1971	Fergie Jenkins*#30	Fergie Jenkins*325.0	Fergie Jenkins263	Phil Regan6
1972	Fergie Jenkins23	Fergie Jenkins289.1	Fergie Jenkins184	Jack Aker17
1973	Burt Hooton9	Fergie Jenkins271.0	Fergie Jenkins170	Bob Locker18
1974	Bill Bonham10	Bill Bonham242.2	Bill Bonham191	Oscar Zamora10
1975	Ray Burris8	Ray Burris238.1	Bill Bonham165	Darold Knowles15
1976	Ray Burris10	Rick Reuschel260.0	Rick Reuschel146	Bruce Sutter10
1977	Rick Reuschel8	Rick Reuschel252.0	Rick Reuschel166	Bruce Sutter31
1978	Rick Reuschel8	Rick Reuschel242.2	Rick Reuschel115	Bruce Sutter27
1979	Dennis Lamp, Lynn McGlothen6	Rick Reuschel239.0	Lynn McGlothen147	Bruce Sutter*#37
1970s	Fergie Jenkins — 84	Rick Reuschel — 1834.1	Rick Reuschel — 1122	Bruce Sutter — 105
1980	Rick Reuschel6	Rick Reuschel257.0	Rick Reuschel140	Bruce Sutter*28
1981	Doug Bird, Mike Krukow2	Mike Krukow144.1	Mike Krukow101	Dick Tidrow9
1982	Fergie Jenkins4	Fergie Jenkins217.1	Fergie Jenkins134	Lee Smith17
1983	Dick Ruthven5	Chuck Rainey191.0	Bill Campbell97	Lee Smith*29
1984	Rick Sutcliffe7	Steve Trout190.0	Rick Sutcliffe155	Lee Smith33
1985	D. Eckersley, R. Sutcliffe6	Dennis Eckersley169.1	Dennis Eckersley117	Lee Smith33
1986	Rick Sutcliffe4	Dennis Eckersley201.0	Dennis Eckersley137	Lee Smith31
1987	Rick Sutcliffe6	Rick Sutcliffe237.1	Rick Sutcliffe174	Lee Smith36
1988	Rick Sutcliffe12	Greg Maddux249.0	Rick Sutcliffe144	Goose Gossage13
1989	Greg Maddux7	Greg Maddux238.1	Rick Sutcliffe153	Mitch Williams36
1980s	Rick Sutcliffe — 40	Rick Sutcliffe — 1149.1	Rick Sutcliffe — 850	Lee Smith — 180

FAN-TASTIC

On April 9, 2003, at Wrigley Field, the Cubs and Montreal combined for 27 strikeouts and no walks. Mark Prior fanned 12 Montreal batters, while Javier Vazquez (14) and Luis Ayala (1) struck out 15 Cubs.

The 27 strikeouts without a walk were the most in any major league nine-inning game.

The National League record for most strikeouts in a nine-inning game is 30. On May 6, 1998, at Wrigley Field, Kerry Wood fanned 20 Houston batters — while Shane Reynolds struck out 10 Cubs in his 8.0 innings of work.

Cubs Yearly Pitching Leaders From 1990-2012

YEAR	VICTORIES	ERA	GAMES	GAMES STARTED
1990	Greg Maddux 15	Mike Harkey..... 3.26	Paul Assenmacher..... 74	Greg Maddux **35
1991	Greg Maddux 15	Greg Maddux..... 3.35	Paul Assenmacher..... 75	Greg Maddux *#37
1992	Greg Maddux **20	Greg Maddux..... 2.18	Chuck McElroy..... 72	Greg Maddux **35
1993	Greg Hibbard 15	Greg Hibbard..... 3.96	Randy Myers..... 73	Mike Morgan..... 32
1994	Steve Trachsel..... 9	Steve Trachsel..... 3.21	Jose Bautista..... 58	Willie Banks..... 23
1995	Jaime Navarro..... 14	Frank Castillo..... 3.21	Mike Perez..... 68	Castillo, Navarro, Trachsel 29
1996	Jaime Navarro..... 15	Steve Trachsel..... 3.03	Bob Patterson..... 79	Jaime Navarro..... 35
1997	Jeremi Gonzalez..... 11	Steve Trachsel..... 4.51	Bob Patterson..... 76	Steve Trachsel..... 34
1998	Kevin Tapani..... 19	Kerry Wood..... 3.40	Rod Beck..... *81	Kevin Tapani..... 34
1999	Jon Lieber..... 10	Jon Lieber..... 4.07	Felix Heredia..... 69	Steve Trachsel..... 34
1990s	Steve Trachsel – 60	Greg Maddux – 2.98	Terry Adams – 276	Steve Trachsel – 186
2000	Jon Lieber..... 12	Jon Lieber..... 4.41	Felix Heredia..... 74	Jon Lieber..... 35
2001	Jon Lieber..... 20	Kerry Wood..... 3.36	Jeff Fassero..... 82	Jon Lieber..... 34
2002	Matt Clement, Kerry Wood..... 12	Matt Clement..... 3.60	Joe Borowski..... 73	Kerry Wood..... 33
2003	Mark Prior..... 18	Mark Prior..... 2.43	Kyle Farnsworth..... 77	Clement, Wood, Zambrano 32
2004	Greg Maddux, Carlos Zambrano..... 16	Carlos Zambrano..... 2.75	LaTroy Hawkins..... 77	Greg Maddux..... 33
2005	Carlos Zambrano..... 14	Carlos Zambrano..... 3.26	Michael Wuerzt..... 75	Greg Maddux..... 35
2006	Carlos Zambrano..... 16	Carlos Zambrano..... 3.41	Bob Howry..... +84	Carlos Zambrano..... 33
2007	Carlos Zambrano..... 18	Ted Lilly..... 3.83	Bob Howry..... 78	Ted Lilly, Carlos Zambrano..... 34
2008	Ted Lilly, Ryan Dempster..... 17	Ryan Dempster..... 2.96	Carlos Marmol..... 82	Ted Lilly..... 34
2009	Ted Lilly, Randy Wells..... 12	Randy Wells..... 3.05	Carlos Marmol..... 79	Ryan Dempster..... 31
2000s	Carlos Zambrano – 105	Prior, Zambrano – 3.51	Kyle Farnsworth – 316	Carlos Zambrano – 238
2010	Ryan Dempster..... 15	Ryan Dempster..... 3.85	Sean Marshall..... 80	Ryan Dempster..... 34
2011	Ryan Dempster, Matt Garza..... 10	Matt Garza..... 3.32	Sean Marshall..... 78	Ryan Dempster..... 34
2012	Paul Maholm, Jeff Samardzija..... 9	Jeff Samardzija..... 3.81	Shawn Camp..... +80	Jeff Samardzija..... 28
2010s	Ryan Dempster – 30	Matt Garza – 3.81	Carlos Marmol – 213	Ryan Dempster – 84

YEAR	COMPLETE GAMES	INNINGS PITCHED	STRIKEOUTS	SAVES
1990	Greg Maddux 8	Greg Maddux 237.0	Greg Maddux 144	Mitch Williams 16
1991	Greg Maddux 7	Greg Maddux *263.0	Greg Maddux 198	Paul Assenmacher..... 15
1992	Greg Maddux 9	Greg Maddux *#268.0	Greg Maddux 199	Bob Scanlan..... 14
1993	Frank Castillo, Jose Guzman..... 2	Mike Morgan..... 207.2	Jose Guzman..... 163	Randy Myers **53
1994	5 pitchers tied at 1	Steve Trachsel..... 146.0	Steve Trachsel..... 108	Randy Myers 21
1995	Frank Castillo, Steve Trachsel..... 2	Jaime Navarro..... 200.1	Kevin Foster..... 146	Randy Myers *38
1996	Jaime Navarro..... 4	Jaime Navarro..... 236.2	Jaime Navarro..... 158	Turk Wendell..... 18
1997	Mark Clark..... 2	Steve Trachsel..... 201.1	Steve Trachsel..... 160	Terry Adams..... 18
1998	Mark Clark, Kevin Tapani..... 2	Kevin Tapani..... 219.0	Kerry Wood..... 233	Rod Beck..... 51
1999	Steve Trachsel..... 4	Steve Trachsel..... 205.2	Jon Lieber..... 186	Terry Adams..... 13
1990s	Greg Maddux – 24	Steve Trachsel – 1146.1	Steve Trachsel – 829	Randy Myers – 112
2000	Jon Lieber..... 6	Jon Lieber..... *#251.0	Jon Lieber..... 192	Rick Aguilera..... 29
2001	Jon Lieber..... 5	Jon Lieber..... 232.1	Kerry Wood..... 217	Flash Gordon..... 27
2002	Kerry Wood..... 4	Kerry Wood..... 213.2	Kerry Wood..... 217	Antonio Alfonseca..... 19
2003	Kerry Wood..... 4	Carlos Zambrano..... 214.0	Kerry Wood..... *#266	Joe Borowski..... 33
2004	Greg Maddux..... 2	Greg Maddux..... 212.2	Matt Clement..... 190	LaTroy Hawkins..... 25
2005	Greg Maddux..... 3	Greg Maddux..... 225.0	Carlos Zambrano..... 202	Ryan Dempster..... 33
2006	Rich Hill..... 2	Carlos Zambrano..... 214.0	Carlos Zambrano..... 210	Ryan Dempster..... 24
2007	Jason Marquis, Carlos Zambrano..... 1	Carlos Zambrano..... 216.1	Rich Hill..... 183	Ryan Dempster..... 28
2008	Dempster, Zambrano..... 1	Ryan Dempster..... 206.2	Ryan Dempster..... 187	Kerry Wood..... 34
2009	Dempster, Sean Marshall, Zambrano..... 1	Ryan Dempster..... 200.0	Ryan Dempster..... 172	Kevin Gregg..... 23
2000s	Jon Lieber – 14	Carlos Zambrano – 1551.1	Carlos Zambrano – 1,324	Ryan Dempster – 87
2010	Ryan Dempster..... 1	Ryan Dempster..... 215.1	Ryan Dempster..... 208	Carlos Marmol..... 38
2011	Matt Garza, Randy Wells..... 2	Ryan Dempster..... 202.1	Matt Garza..... 197	Carlos Marmol..... 34
2012	Jeff Samardzija..... 1	Jeff Samardzija..... 174.2	Jeff Samardzija..... 180	Carlos Marmol..... 20
2010s	Matt Garza, Randy Wells – 2	Ryan Dempster – 521.2	Ryan Dempster – 482	Carlos Marmol – 92

DIGGING OUT OF A HOLE

No Cubs team has ever overcome being more than 10 games below the .500 mark to finish a campaign at .500 or above. The biggest turnaround was 10 games, accomplished in 1968.

The 1968 club was 10 games under .500 twice, most recently on July 5 (35-45). That team finished the year at 84-78.

In 2007, the club was nine games below .500 at 22-31 and finished eight games above .500 at 85-77 to win the N.L. Central title.

Cubs Pitching Records Since 1900

CAREER PITCHING RECORDS

LEFT-HANDED PITCHER		RIGHT-HANDED PITCHER	
9, Ken Holtzman, Hippo Vaughn.....	Years.....	16, Charlie Root	
151, Hippo Vaughn.....	Victories.....	201, Charlie Root	
110, Dick Ellsworth.....	Losses.....	156, Charlie Root	
1.85, Jack Pfeister.....	Earned Run Average.....	1.80, Mordecai Brown	
323, Willie Hernandez.....	Games.....	605, Charlie Root	
270, Hippo Vaughn.....	Games Started.....	347, Fergie Jenkins	
177, Hippo Vaughn.....	Complete Games.....	206, Mordecai Brown	
35, Hippo Vaughn.....	Shutouts.....	48, Mordecai Brown	
112, Randy Myers.....	Saves.....	180, Lee Smith	
2,216.1, Hippo Vaughn.....	Innings Pitched.....	3,137.1, Charlie Root	
1,971, Hippo Vaughn.....	Hits Allowed.....	3,184, Charlie Root	
156, Dick Ellsworth.....	Home Runs Allowed.....	271, Fergie Jenkins	
621, Hippo Vaughn.....	Bases on Balls.....	1,109, Bill Hutchinson	
1,138, Hippo Vaughn.....	Strikeouts.....	2,038, Fergie Jenkins	
312, Willie Hernandez.....	Relief Appearances.....	452, Lee Smith	
26, Willie Hernandez.....	Relief Wins.....	46, Don Elston	
.636, Jack Pfeister (70-40).....	Winning Percentage.....	.686, Mordecai Brown (188-86)	
Consecutive Games Won: 16.....		Rick Sutcliffe (1984-85)	
Consecutive Save Situations Converted: 26.....		Ryan Dempster (2005-06)	

SINGLE-SEASON PITCHING RECORDS

LEFT-HANDED PITCHER		RIGHT-HANDED PITCHER	
23, Hippo Vaughn (1917).....	Victories.....	29, Mordecai Brown (1908)	
22, Dick Ellsworth (1966).....	Losses.....	23, Tom Hughes (1901)	
1.15, Jack Pfeister (1907).....	Earned Run Average.....	1.04, Mordecai Brown (1906)	
82, Jeff Fassero (2001).....	Games.....	84, Ted Abernathy (1965), Dick Tidrow (1980), Bob Howry (2006)	
39, Ken Holtzman (1969).....	Games Started.....	42, Fergie Jenkins (1969)	
31, Jake Weimer (1904).....	Complete Games.....	34, Jack Taylor (1902)	
8, Hippo Vaughn (1918).....	Shutouts.....	9, Mordecai Brown (1906, 1908), Orval Overall (1909), Grover Alexander (1919), Bill Lee (1938)	
69, Randy Myers (1993).....	Games Finished.....	70, Rod Beck (1998), Carlos Marmol (2010)	
53, Randy Myers (1993).....	Saves.....	51, Rod Beck (1998)	
307.0, Jake Weimer (1904).....	Innings Pitched.....	363.1, Grover Alexander (1920)	
134.1, Bill Henry (1959).....	Innings Pitched, Reliever.....	136.1, Ted Abernathy (1965)	
321, Dick Ellsworth (1966).....	Hits Allowed.....	347, Nixey Callahan (1900)	
150, Dick Ellsworth (1966).....	Runs Allowed.....	195, Nixey Callahan (1900)	
119, Dick Ellsworth (1966).....	Earned Runs Allowed.....	155, Guy Bush (1930)	
34, Dick Ellsworth (1964).....	Home Runs Allowed.....	38, Warren Hacker (1955)	
109, Hippo Vaughn (1914).....	Bases on Balls.....	*185, Sam Jones (1955)	
202, Ken Holtzman (1970).....	Strikeouts.....	274, Fergie Jenkins (1970)	
9, Bill Henry (1959).....	Relief Wins.....	13, Lindy McDaniel (1963)	
9-0, Ken Holtzman (1967).....	Most Wins—0 Losses.....	4-0, Mike Harkey (1992)	
0-5, Dan McGinn (1972).....	Most Losses—0 Wins.....	0-6, Dick Drott (1960), Dave Smith (1991), Angel Guzman (2006)	
18, Joe Kraemer (1990).....	Most Games—0 Decisions.....	30, Michael Bowden (2012)	

Winning Percentage (Minimum 10 Decisions): .941.....	Rick Sutcliffe (1984) (16-1)
Consecutive Games Won: 14.....	Ed Reulbach (1909), Rick Sutcliffe (1984)
Consecutive Games Lost: 13.....	Robert McCall (1948)
Consecutive Scoreless Inn. Pitched, Starter: 44.0.....	Ed Reulbach (9/17-10/3/1908)
Consecutive Scoreless Inn. Pitched, Reliever: 32.2.....	Warren Brusstar (5/18-7/26/1983)
Consecutive Save Situations Converted (Single Season): 19.....	Flash Gordon (2001), Ryan Dempster (2005), Carlos Marmol (2012)
Consecutive Save Situations Converted: 26.....	Randy Myers (8/25/2005-5/1/2006)
Saves, One Month: 14.....	Randy Myers (September 1993)
Saves Prior to All-Star Break: 27.....	Randy Myers (1993)
Saves After All-Star Break: 28.....	Rod Beck (1998)
Hit Batters: 22.....	Nixey Callahan (1900)
Wild Pitches: 26.....	Larry Cheney (1914)

SINGLE-GAME PITCHING RECORDS

Strikeouts, 9-Inning Game: 20.....	5/6/1998 vs. Houston
Strikeouts, Extra-Inning Game: *24.....	5/15/2003 @ Milwaukee (17)
Hits Allowed: 26.....	8/25/1922 vs. Philadelphia, 9/2/1957-1 vs. Milwaukee, 8/2/2010 @ Milwaukee
Runs Allowed: 23.....	five times, most recently 8/16/1987 vs. New York
Home Runs Allowed: 8.....	5/28/2006 vs. Atlanta, 6/18/2006 vs. Detroit
Home Runs Allowed, Inning: 4.....	five times, most recently 7/4/2010 @ Cincinnati (7th)
Bases on Balls: 15.....	5/15/1962 @ New York (13 inn.)
Bases on Balls, Inning: 9.....	4/24/1957 vs. Cincinnati (5th)
Consecutive No-Hit Innings: 12.2.....	7/6/1980 @ Pittsburgh

CUBS 20-GAME WINNERS SINCE 1900

1902	Jack Taylor.....	23-11
1903	Jack Taylor.....	21-14
	Jake Weimer.....	20-8
	Bob Wicker.....	20-9
1904	Jake Weimer.....	20-14
1906	Mordecai Brown.....	26-6
	Jack Pfeister.....	20-8
	Jack Taylor (Cardinals-Cubs).....	20-12
1907	Orval Overall.....	23-7
	Mordecai Brown.....	20-6
1908	Mordecai Brown.....	29-9
	Ed Reulbach.....	24-7
1909	Mordecai Brown.....	27-9
	Orval Overall.....	20-11
1910	Mordecai Brown.....	25-14
	Leonard Cole.....	20-4
1911	Mordecai Brown.....	21-11
1912	Larry Cheney.....	26-10
1913	Larry Cheney.....	21-14
1914	Hippo Vaughn.....	21-13
	Larry Cheney.....	20-18
1915	Hippo Vaughn.....	20-12
1917	Hippo Vaughn.....	23-13
1918	Hippo Vaughn.....	22-10
	Claude Hendrix.....	20-7
1919	Hippo Vaughn.....	21-14
1920	Grover Alexander.....	27-14
1923	Grover Alexander.....	22-12
1927	Charlie Root.....	26-15
1929	Pat Malone.....	22-10
1930	Pat Malone.....	20-9
1932	Lon Warneke.....	22-6
1933	Guy Bush.....	20-12
1934	Lon Warneke.....	22-10
1935	Bill Lee.....	20-6
	Lon Warneke.....	20-13
1938	Bill Lee.....	22-9
1940	Claude Passeau.....	20-13
1945	Hank Wyse.....	22-10
	Hank Borowy (Yankees-Cubs).....	21-7
1963	Dick Ellsworth.....	22-10
1964	Larry Jackson.....	24-11
1967	Fergie Jenkins.....	20-13
1968	Fergie Jenkins.....	20-15
1969	Fergie Jenkins.....	21-15
	Bill Hands.....	20-14
1970	Fergie Jenkins.....	22-16
1971	Fergie Jenkins.....	24-13
1972	Fergie Jenkins.....	20-12
1977	Rick Reuschel.....	20-10
1984	Rick Sutcliffe (Indians-Cubs).....	20-6
1992	Greg Maddux.....	20-11
2001	Jon Lieber.....	20-6

WIN PERCENTAGE LEADERS (SINCE 1900)

1984	Rick Sutcliffe.....	.941 (16-1)
1945	Hank Borowy.....	.846 (11-2)
1910	Leonard Cole.....	.833 (20-4)
1906	Ed Reulbach.....	.826 (19-4)
1906	Mordecai Brown.....	.813 (26-6)
1907	Ed Reulbach.....	.810 (17-4)
1906	Orval Overall.....	.800 (12-3)
1906	Jack Taylor.....	.800 (12-3)
1913	Bert Humphries.....	.800 (16-4)
1932	Lon Warneke.....	.786 (22-6)

TOP SINGLE-SEASON WINNING STREAKS

17	John Luby.....	1890
16	Jim McCormick.....	1886
14	Jim McCormick.....	1885
	John Flynn.....	1886
	Ed Reulbach.....	1909
	Rick Sutcliffe.....	1984

INDIVIDUAL SINGLE-GAME PITCHING RECORDS

Strikeouts: ++20	Kerry Wood (5/6/1998 vs. Houston)
Left-handed Pitcher: 12	Jamie Moyer (4/13/1987 @ Philadelphia)
	Ken Holtzman (6/18/1969 @ Pittsburgh; 6/8/1971 vs. Pittsburgh — 12 inn)
	Hippo Vaughn (7/13/1914 vs. New York; 5/30/1918 vs. Cincinnati)
Strikeouts, Consecutive Starts: +33	Kerry Wood (5/6/1998 vs. Houston — 20; 5/11/1998 @ Arizona — 13)
Consecutive Strikeouts: 8	Kyle Farnsworth (5/23-6/1/2001), Juan Cruz (3/31-4/4/2003), Kerry Wood (8/5-11/2001)
Starter: 7	four times, most recently Kerry Wood (4/11/2004 @ Atlanta)
Reliever, Game: 6	Bruce Sutter (9/8/1977 vs. Montreal), Juan Cruz (3/31/2003 @ New York-N.L.)
Strikeouts, Inning: ++4	Jim Davis (5/27/1956 @ St. Louis — Gm. 1; 6th), Bill Bonham (7/31/1974 vs. Montreal — Gm. 1; 2nd), Kerry Wood (9/2/2002 vs. Milwaukee — Gm. 2; 4th)
	Ryan Dempster (10/4/2009 vs. Arizona; 5th)
	Jason Berken (9/20/2012 vs. Cincinnati; 2nd)
Hits Allowed: 25	Nixey Callahan (9/6/1900 vs. Philadelphia)
Runs Allowed: 20	Nixey Callahan (9/6/1900 vs. Philadelphia)
Home Runs Allowed: 5	Warren Hacker (8/11/1954 @ Cincinnati), Steve Stone (7/9/1974 vs. Cincinnati), Ismael Valdes (6/11/2000 @ Chicago-A.L.), Carlos Zambrano (8/12/2011 @ Atlanta), Travis Wood (7/27/2012 vs. St. Louis)
Home Runs Allowed, Inning: 4	Phil Norton (8/8/2000 @ Los Angeles — 4th) Jon Lieber (5/7/2008 @ Cincinnati — 2nd)
Bases on Balls: 11	Larry Cheney (9/29/1914 @ Boston Braves)
Consecutive Batters Retired: 26	Don Cardwell (5/15/1960 vs. St. Louis), Milt Pappas (9/2/1972 vs. San Diego)

ROOKIE PITCHING RECORDS

Games: 71	Chuck McElroy (1991)
Victories: 26	Larry Cheney (1912)
Consecutive Games Won: 9	Ed Reulbach (1905), King Cole (1910), Larry Cheney (1912)
Losses: 23	Tom Hughes (1901)
Games Started: 37	Larry Cheney (1912)
Complete Games: 32	Tom Hughes (1901)
Shutouts: 5	Ed Reulbach (1905)
Innings Pitched: 308.1	Tom Hughes (1901)
Innings Pitched, Reliever: 103.0	Willie Hernandez (1977)
Lowest Earned Run Average: 1.42	Ed Reulbach (1905)
Lowest Earned Run Average, Reliever: 1.95	Chuck McElroy (1991)
Strikeouts: 233	Kerry Wood (1998)
Strikeouts, Game: ~20	Kerry Wood (5/6/1998 vs. Houston)
Bases on Balls: 185	Sam Jones (1955)
Saves: 10	Chuck Hartenstein (1967), Oscar Zamora (1974), Bruce Sutter (1976)
Winning Percentage: .833	Leonard Cole (1910) 20-4

CLUB SINGLE-SEASON PITCHING RECORDS

Most Victories: 116	1906
Fewest Victories: 38	1981 (Shortened Season)
	53.....1901
Most Losses: 103	1962, 1966
Fewest Losses: 36	1906
Lowest Earned Run Average: 1.73	1907
Highest Earned Run Average: 5.27	1999
Most Complete Games: 139	1904
Fewest Complete Games: 1	2010, 2012
Most Shutouts: ++32	1907, 1909
Fewest Shutouts: 2	1901, 1981 (Shortened Season)
Most Saves: 56	1993, 1998
Fewest Saves, Since 1969: **13	1971
Most Innings Pitched: 1,479.0	1980
Fewest Innings Pitched: 956.2	1981 (Shortened Season)
	1,240.1.....1903
Most Hits Allowed: 1,642	1930
Fewest Hits Allowed: 983	1981 (Shortened Season)
	1,018.....1906
Most Runs Allowed: 920	1999
Fewest Runs Allowed: 381	1906
Most Home Runs Allowed: 231	2000
Fewest Home Runs Allowed: 6	1909
Most Hit Batsmen: 81	1900
Fewest Hit Batsmen: 11	1944
Most Bases on Balls: 687	2006
Fewest Bases on Balls: 281	1902
Fewest Strikeouts: +1,404	2003
Fewest Strikeouts: 357	1900

***Major League Record ... *National League Record**

++Ties Major League Record ... **Ties National League Record ...

-Rookie Record

ONLY CUBS PITCHERS TO

THROW BACK-TO-BACK ONE-HITTERS

Jon Lieber and Kerry Wood: 5/24/2001 vs. Cincinnati and
5/25/2001 vs. Milwaukee

THROW SHUTOUTS IN M.L. DEBUT

Albert Spalding: 4/25/1876 @ Louisville
John Hibbard: 7/31/1884 vs. Detroit
George Borchers: 5/18/1888 vs. Boston Braves
Frank Dwyer: 9/20/1888 vs. Washington
Bill Phyle: 9/17/1898 @ Washington
Alex Hardy: 9/4/1902 @ Brooklyn
Leonard Cole: 10/6/1909 @ St. Louis
Jeff Pico: 5/31/1988 vs. Cincinnati

THROW SHUTOUTS — FIRST TWO DECISIONS

Albert Spalding: 4/25/1876 @ Louisville (4-0),
4/27/1876 @ Louisville (10-0)
Fred Goldsmith: 5/11/1880 vs. Cincinnati (5-0),
5/13/1880 vs. Buffalo (6-0)
Chick Fraser: 4/28/1907 @ St. Louis (1-0),
5/11/1907 @ Brooklyn (2-0)
Bill Lee: 5/7/1934 vs. Philadelphia (2-0),
5/12/1934 vs. Brooklyn (5-0)

CUBS PITCHERS AT THE PLATE

ONLY CUBS PITCHERS TO HOMER TWICE IN ONE GAME

Fred Goldsmith: 5/27/1884 @ Buffalo
John Clarkson: 10/9/1884 vs. Philadelphia
John Clarkson: 8/13/1887 vs. Detroit
Scott Stratton: 7/27/1894 @ Cincinnati
Tony Kaufmann: 7/4/1925 vs. St. Louis
Bill Lee: 5/7/1941 @ Philadelphia
Don Cardwell: 9/2/1960 @ St. Louis
Glen Hobbie: 7/2/1961 vs. St. Louis
Fergie Jenkins: 9/1/1971 vs. Montreal

ONLY CUBS PITCHERS TO HIT GRAND SLAMS

Larry Corcoran: 6/20/1882 vs. Worcester
Clay Bryant: 8/28/1937 @ Boston Braves
Claude Passeau: 5/19/1941 vs. Brooklyn
John Miller: 9/7/1947 @ Pittsburgh
Burt Hooton: 9/16/1972 vs. New York
Kevin Tapani: 7/20/1998 @ Atlanta
Jason Marquis: 9/22/2008 @ New York-N.L.

ONLY CUBS PITCHERS TO STEAL HOME

Jock Meneffee: 7/15/1902 vs. Brooklyn
Tom Seaton: 6/23/1916 vs. Cincinnati
Hippo Vaughn: 8/9/1919 vs. N.Y. Giants
Rick Sutcliffe: 7/29/1988 @ Philadelphia

Since 1900, there have been two campaigns in which five
Cubs pitchers homered in the same year — in 1937 and
1941. The "hammerin' hurlers":

1937: Roy Parmelee 2, Clay Bryant 1, Curt Davis 1,
Bill Lee 1, Charlie Root 1.
1941: Claude Passeau 3, Bill Lee 2, Paul Erickson 1,
Vern Olsen 1, Charlie Root 1.

Since 1900, the most home runs hit by Cub pitchers in a
season is nine — in 1961 (Don Cardwell 3, Bob Anderson 2,
Jack Curtis 2, Glen Hobbie 2).

Carlos Zambrano (23) has hit more homers than any other
pitcher in Cubs history — ahead of Fergie Jenkins (13),
Claude Passeau (12) and Charlie Root (11). Six other hurlers
went deep at least six times.

Cubs Single-Season Pitching Leaders Since 1900

VICTORIES	LOSSES	SAVES (SINCE 1960)	STRIKEOUTS
Mordecai Brown (1908).....29	Tom Hughes (1901).....23	Randy Myers (1993).....53	Fergie Jenkins (1970).....274
Mordecai Brown (1909).....27	Dick Ellsworth (1966).....22	Rod Beck (1998).....51	Fergie Jenkins (1969).....273
Grover Alexander (1920).....27	Bill Bonham (1974).....22	Carlos Marmol (2010).....38	Kerry Wood (2003).....266
Mordecai Brown (1906).....26	Larry Jackson (1965).....21	Randy Myers (1995).....38	Fergie Jenkins (1971).....263
Larry Cheney (1912).....26	Phil Douglas (1917).....20	Bruce Sutter (1979).....37	Fergie Jenkins (1968).....260
Charlie Root (1927).....26	Bob Rush (1950).....20	Lee Smith (1987).....36	Mark Prior (2003).....245
Mordecai Brown (1910).....25	Sam Jones (1955).....20	Mitch Williams (1989).....36	Fergie Jenkins (1967).....236
Ed Reulbach (1908).....24	Glen Hobbie (1960).....20	Wood (2008)/Marmol (2011)....34	Kerry Wood (1998).....233
Larry Jackson (1964).....24	Dick Ellsworth (1962).....20	Lee Smith (1984 and 1985).....33	Tom Hughes (1901).....225
Fergie Jenkins (1971).....24	3 pitchers tied at.....19	Borowski (2003)/Dempster (2005)....33	Kerry Wood (2001 and 2002)....217
INNINGS PITCHED	RELIEF APPEARANCES	GAMES STARTED	COMPLETE GAMES
Grover Alexander (1920).....363.1	Ted Abernathy (1965).....84	Fergie Jenkins (1969).....42	Jack Taylor (1902).....34
Mordecai Brown (1909).....342.2	Dick Tidrow (1980).....84	Bill Hands (1969).....41	Jack Taylor (1903).....33
Jack Taylor (1902).....333.2	Bob Howry (2006).....84	Larry Cheney (1914).....40	Grover Alexander (1920).....33
Fergie Jenkins (1971).....325.0	Bill Campbell (1983).....82	Grover Alexander (1920).....40	Nixey Callahan (1900).....32
Fergie Jenkins (1970).....313.0	Jeff Fassero (2001).....82	Fergie Jenkins (1968).....40	Tom Hughes (1901).....32
Jack Taylor (1903).....312.1	Carlos Marmol (2008).....82	Larry Jackson (1965).....39	Mordecai Brown (1909).....32
Mordecai Brown (1908).....312.1	Rod Beck (1998).....81	Ken Holtzman (1969).....39	Jake Weimer (1904).....31
Larry Cheney (1914).....311.1	Shawn Camp (2012).....80	Fergie Jenkins (1970).....39	Jack Taylor (1901).....30
Fergie Jenkins (1969).....311.1	Sean Marshall (2010).....80	Fergie Jenkins (1971).....39	Fergie Jenkins (1971).....30
Charlie Root (1927).....309.0	Two Pitchers With.....79	Ray Burris (1977).....39	3 pitchers tied at.....28

Cubs All-Time Pitching Leaders

VICTORIES	LOSSES	SAVES (SINCE 1960)	ERA (Minimum 1,000 IP)
Charlie Root.....201	Bill Hutchison.....158	Lee Smith.....180	Mordecai Brown.....1.80
Mordecai Brown.....188	Charlie Root.....156	Bruce Sutter.....133	Jack Pfiester.....1.85
Bill Hutchison.....180	Bob Rush.....140	Carlos Marmol.....115	Orval Overall.....1.91
Larry Corcoran.....175	Fergie Jenkins.....132	Randy Myers.....112	Ed Reulbach.....2.24
Fergie Jenkins.....167	Rick Reuschel.....127	Ryan Dempster.....87	Larry Corcoran.....2.26
Guy Bush.....152	Bill Lee.....123	Phil Regan.....60	Hippo Vaughn.....2.33
Clark Griffith.....152	Greg Maddux.....112	Rod Beck.....58	Terry Larkin.....2.34
Hippo Vaughn.....151	Dick Ellsworth.....110	Mitch Williams.....52	John Clarkson.....2.39
Bill Lee.....139	Hippo Vaughn.....105	Joe Borowski.....44	Carl Lundgren.....2.42
John Clarkson.....137	Guy Bush.....101	Ted Abernathy/Lindy McDaniel.....39	Jack Taylor.....2.65
GAMES	RELIEF APPEARANCES	GAMES STARTED	COMPLETE GAMES (Since 1900)
Charlie Root.....605	Lee Smith.....452	Fergie Jenkins.....347	Mordecai Brown.....206
Lee Smith.....458	Carlos Marmol.....439	Rick Reuschel.....343	Charlie Root.....177
Carlos Marmol.....452	Don Elston.....434	Bill Hutchison.....339	Hippo Vaughn.....177
Don Elston.....449	Kyle Farnsworth.....317	Charlie Root.....339	Grover Alexander.....159
Guy Bush.....428	Willie Hernandez.....312	Greg Maddux.....298	Fergie Jenkins.....154
Fergie Jenkins.....401	Bruce Sutter.....300	Bill Lee.....297	Bill Lee.....153
Ryan Dempster.....378	Paul Assenmacher.....278	Bob Rush.....292	Ed Reulbach.....150
Bill Hutchison.....368	Terry Adams.....276	Carlos Zambrano.....282	Jack Taylor.....145
Bill Lee.....364	Charlie Root.....266	Hippo Vaughn.....270	Claude Passeau.....143
Rick Reuschel.....358	Michael Wuertz.....265	Larry Corcoran.....262	Guy Bush.....127
SHUTOUTS (Since 1900)	INNINGS PITCHED	HITS ALLOWED	HOME RUNS ALLOWED
Mordecai Brown.....48	Charlie Root.....3,137.1	Charlie Root.....3,184	Fergie Jenkins.....271
Hippo Vaughn.....35	Bill Hutchison.....3,022.2	Bill Hutchison.....3,055	Charlie Root.....183
Ed Reulbach.....31	Fergie Jenkins.....2,673.2	Clark Griffith.....2,445	Steve Trachsel.....172
Fergie Jenkins.....29	Larry Corcoran.....2,338.1	Fergie Jenkins.....2,402	Greg Maddux.....160
Orval Overall.....28	Mordecai Brown.....2,329.0	Rick Reuschel.....2,365	Dick Ellsworth.....156
Bill Lee.....25	Rick Reuschel.....2,290.0	Guy Bush.....2,354	Warren Hacker.....156
Grover Alexander.....24	Bill Lee.....2,271.1	Bill Lee.....2,317	Bob Rush.....153
Claude Passeau.....22	Hippo Vaughn.....2,216.1	Larry Corcoran.....2,084	Carlos Zambrano.....152
Larry French.....21	Guy Bush.....2,201.2	Bob Rush.....2,043	Ken Holtzman.....147
Charlie Root.....21	Clark Griffith.....2,188.2	Hippo Vaughn.....1,971	Rick Reuschel.....140
WALKS ISSUED	STRIKEOUTS	OPP AVG (Minimum 1,000 IP)	YEARS OF SERVICE
Bill Hutchison.....1,109	Fergie Jenkins.....2,038	Orval Overall......212	Charlie Root......16
Charlie Root.....871	Carlos Zambrano.....1,542	Kerry Wood......216	Guy Bush......12
Carlos Zambrano.....767	Kerry Wood.....1,470	Jack Pfiester......218	Rick Reuschel......12
Guy Bush.....734	Charlie Root.....1,432	Ed Reulbach......220	Kerry Wood......12
Bob Rush.....725	Rick Reuschel.....1,367	Mordecai Brown......222	Bill Lee......11
Bill Lee.....704	Greg Maddux.....1,305	Larry Corcoran......225	Carlos Zambrano......11
Sheriff Blake.....661	Bill Hutchison.....1,225	John Clarkson......225	Mordecai Brown......10
Ed Reulbach.....650	Hippo Vaughn.....1,138	Larry Cheney......232	Fergie Jenkins......10
Rick Reuschel.....640	Larry Corcoran.....1,086	Carl Lundgren......235	Greg Maddux......10
Hippo Vaughn.....621	Bob Rush.....1,076	Carlos Zambrano......235	Bob Rush......10
			Lon Warneke......10

Cubs No-Hitters and One-Hitters

NO-HITTERS FOR CUBS PITCHERS

DATE	PITCHER	OPPONENT	SCORE
8/19/1880	Larry Corcoran	Boston Braves	6-0
9/20/1882	Larry Corcoran	Worcester	5-0
6/27/1884	Larry Corcoran	Providence	6-0
7/27/1885	John Clarkson	@Providence	4-0
6/21/1888	George Van Haltren	Pittsburgh	1-0 (6)
8/21/1898	Walter Thornton	Brooklyn	2-0
6/11/1904	Bob Wicker	@N.Y. Giants	1-0 (12)
<i>Pitched 9.1 hitless innings before Sam Mertes singled; allowed just that hit</i>			
7/31/1910 ²	King Cole	@St. Louis	4-0 (7)
8/31/1915 ¹	Jimmy Lavender	@N.Y. Giants	2-0
5/2/1917	Hippo Vaughn	Cincinnati	0-1 (10)
<i>Pitched 9.1 hitless innings before Larry Kopf singled and lost on two hits in 10th; Fred Toney pitched 10-inning no-hitter</i>			
5/12/1955	Sam Jones	Pittsburgh	4-0
5/15/1960 ²	Don Cardwell	St. Louis	4-0
<i>Cardwell was making his Cubs debut</i>			
8/19/1969	Ken Holtzman	Atlanta	3-0
6/3/1971	Ken Holtzman	@Cincinnati	1-0
<i>Cubs' first involvement in a night game no-hitter</i>			
4/16/1972	Burt Hooton	Philadelphia	4-0
<i>Hooton's fourth major league game</i>			
9/2/1972	Milt Pappas	San Diego	8-0
<i>Pappas missed a perfect game when he walked Larry Stahl on a 3-2 pitch with two out in the 9th inning</i>			
9/14/2008	Carlos Zambrano	@ Houston in Mil.	5-0
<i>Zambrano issued a free pass in the 4th and hit a batter in the 5th inning</i>			

NO-HITTERS AGAINST THE CUBS

DATE	PITCHER	CLUB	SCORE
6/2/1894	Ed Stein	@Brooklyn	0-1
9/18/1903 ²	Chick Fraser	Philadelphia	0-10
6/13/1905	Christy Mathewson	N.Y. Giants	0-1
5/2/1917	Fred Toney	Cincinnati	0-1 (10)
<i>Cubs pitcher Hippo Vaughn pitched 9.1 hitless innings</i>			
6/19/1952	Carl Erskine	@Brooklyn	0-5
8/19/1965 ¹	Jim Maloney	Cincinnati	0-1 (10)
9/9/1965	Sandy Koufax	@Los Angeles	0-1
<i>Koufax fanned 14 in his perfect game; Cubs pitcher Bob Hendley allowed just one hit and an unearned run</i>			

CUBS HOLD MLB RECORD...

The Cubs hold the major league record for consecutive games played (of at least nine innings) without being no-hit ... entering 2013, Chicago has played 7,501 consecutive contests with at least one hit since last being no-hit, September 9, 1965, by the Dodgers Sandy Koufax.

Since Koufax's perfect game, the Cubs have had 22 one-hitters tossed against them, with the last one occurring July 31, 2012 – when Pittsburgh's A.J. Burnett accomplished the feat at Wrigley Field (Adrian Cardenas collected a two-out, pinch-single to right in the bottom of the eighth inning). The last pitcher to take a no-hitter into the ninth inning against the Cubs was Florida's Alex Fernandez – on April 10, 1997 at Wrigley Field (broken up by a Dave Hansen single).

Entering 2013, the Cubs have gone a major league record 47 full seasons since they were last no-hit, surpassing the mark set by the St. Louis Cardinals from 1920 to 1959. According to the Sporting News Complete Baseball Record Book, the American League record is 44 years, accomplished by the New York Yankees from 1959 to 2002.

Complete-Game One-Hitters For Cubs Pitchers Since 1900

DATE	PITCHER	OPPONENT	SCORE	DATE	PITCHER	CLUB	SCORE
6/11/1904	Bob Wicker	@N.Y. Giants	1-0 (12)	6/28/1935	Roy Henshaw	Pittsburgh	8-0
9/24/1904 ¹	Bob Wicker	@Brooklyn	4-0	5/6/1937	Bill Lee	@Philadelphia	1-0 (5)
6/25/1906	Ed Reulbach	St. Louis	2-1	8/8/1937 ¹	Tex Carleton	Boston	3-0
7/4/1906 ¹	Mordecai Brown	@Pittsburgh	1-0	8/8/1941	Paul Erickson	Pittsburgh	1-0
9/6/1906	Mordecai Brown	Pittsburgh	2-0	6/13/1942	Bill Fleming	Boston	1-0
9/25/1906	Jack Pfeister	@Brooklyn	1-0 (10)	4/28/1945	Hank Wyse	Pittsburgh	6-0
4/28/1907 ²	Chick Fraser	@St. Louis	1-0	6/15/1945 ²	Hy Vandenberg	@Cincinnati	3-0
5/17/1908	Mordecai Brown	Brooklyn	5-0	8/18/1946	Paul Erickson	Pittsburgh	8-0
8/10/1908	Orval Overall	@N.Y. Giants	2-3	4/25/1948	Russ Meyer	St. Louis	3-1
6/26/1909	Ed Reulbach	Cincinnati	4-0	8/31/1948 ¹	Hank Borowy	Brooklyn	3-0
8/1/1909 ¹	Mordecai Brown	Philadelphia	3-0	6/28/1951	Frank Hiller	@St. Louis	8-0
9/14/1909	Mordecai Brown	@Cincinnati	4-0	5/19/1952	Turk Lown	@Brooklyn	1-1 (6)
5/26/1910	Orval Overall	Philadelphia	2-0	5/21/1955	Warren Hacker	@Milwaukee	2-1
8/17/1910 ²	King Cole	@Brooklyn	2-0	6/8/1958 ¹	Moe Drabowsky	Pittsburgh	4-0
9/20/1911 ¹	King Cole	Philadelphia	1-0	4/21/1959	Glen Hobbie	St. Louis	1-0
6/28/1912	Jimmy Lavender	Pittsburgh	3-0	6/21/1959	John Buzhardt	Philadelphia	4-0
5/14/1914	Hippo Vaughn	Brooklyn	5-0	7/13/1962	Cal Koonce	Cincinnati	1-0
7/1/1914	Larry Cheney	Cincinnati	7-0	6/1/1963	Dick Ellsworth	@Philadelphia	2-0
8/26/1914	Larry Cheney	Boston	1-0	5/30/1964 ²	Sterling Slaughter	Milwaukee	2-0
4/23/1916	George McConnell	Pittsburgh	3-0	6/30/1964	Larry Jackson	Cincinnati	1-0
6/14/1916	Jimmy Lavender	@N.Y. Giants	4-0	5/15/1965	Dick Ellsworth	@Los Angeles	1-3
7/7/1916	Gene Packard	Boston	1-0	9/9/1965	Bob Hendley	@Los Angeles	0-1
8/1/1916 ²	Claude Hendrix	@Philadelphia	2-3	8/22/1970	Ken Holtzman	@San Francisco	15-0
5/2/1917	Hippo Vaughn	Cincinnati	0-1 (10)	8/5/1971	Juan Pizarro	San Diego	3-0
4/24/1918	Hippo Vaughn	St. Louis	2-0	7/27/1972 ¹	Fergie Jenkins	@Philadelphia	4-0
8/1/1918	Hippo Vaughn	@N.Y. Giants	5-0	8/3/1972 ²	Bill Hands	@Montreal	3-0
5/26/1919	Phil Douglas	@Boston	1-0	6/9/1978	Dennis Lamp	San Diego	5-0
6/30/1920	Hippo Vaughn	Pittsburgh	1-0	4/28/1982	Dickie Noles	Cincinnati	6-0
5/22/1925	Percy Jones	@Brooklyn	2-0	8/24/1983	Chuck Rainey	Cincinnati	3-0
6/27/1926 ²	Sheriff Blake	@St. Louis	5-0	8/30/1992	Jim Bullinger	San Francisco	3-1
7/8/1927	Charlie Root	@Pittsburgh	1-0	4/6/1993	Jose Guzman	Atlanta	1-0
6/18/1928 ²	Pat Malone	@Boston	12-0	9/25/1995	Frank Castillo	St. Louis	7-0
9/1/1928	Sheriff Blake	@Cincinnati	1-0	5/13/1996	Steve Trachsel	Houston	6-0
8/9/1931	Guy Bush	@St. Louis	1-0	9/16/1997	Kevin Tapani	Cincinnati	5-0
9/13/1931 ²	Guy Bush	Boston	8-1	5/6/1998	Kerry Wood	Houston	2-0
4/17/1934	Lon Warneke	@Cincinnati	6-0	5/24/2001	Jon Lieber	Cincinnati	3-0
4/22/1934	Lon Warneke	@St. Louis	15-2	5/25/2001	Kerry Wood	Milwaukee	1-0

No-Hitter: Carlos Zambrano, 9/14/2008 @ Houston in Milwaukee (5-0)
Against Cubs: Sandy Koufax, 9/9/1965 @ Los Angeles (1-0)
One-Hitter: Combined, 6/13/2010 vs. Chicago-A.L. (Juan Pierre)
Complete-Game One-Hitter: Kerry Wood, 5/25/2001 vs. Milwaukee
Against Cubs: A.J. Burnett, 7/31/2012 vs. Pittsburgh (Adrian Cardenas, 8th)
Two-Hitter: Carlos Zambrano, 9/25/2009 @ San Francisco
Back-to-Back Complete Games
Club: Kerry Wood and Matt Clement, 8/23-24/2002
Individual: Rich Hill, 9/16-22/2006
Three Consecutive Complete Games
Club: Rick Reuschel, Ray Burris and Steve Renko, 9/18-19-21/1976
Individual: Rick Sutcliffe, 8/3-12-17/1988
Two Consecutive Shutouts (Club): 9/10-11/2010
Three Consecutive Shutouts (Club): 7/21-22-24/1992
Back-to-Back Complete-Game Shutouts
Club: Jon Lieber and Kerry Wood, 5/24-25/2001
Individual: Steve Trout, 7/6-11/1987
Starter Pitched More Than 9.0 Innings: Mike Bielecki — 10.0, 5/22/1990 vs. Cincinnati
Starter Failed to Record Out: Randy Wells — 5/28/2010 vs. St. Louis
5.0 Inning Relief Outing: Randy Wells — 5/21/2012 @ Houston
5.0+ Inning Relief Outing: Esmailin Caridad — 5.1, 8/10/2009 @ Colorado
10 or 11 Strikeouts: Jeff Samardzija — 10, 8/29/2012 vs. Milwaukee
Against Cubs: Erik Bedard — 11, 7/23/2012 @ Pittsburgh
More Than 11 Strikeouts: Matt Garza — 12, 4/3/2011 vs. Pittsburgh
Against Cubs: Zack Greinke — 12, 6/6/12 @ Milwaukee
More Than 14 Strikeouts: Mark Prior — 16, 9/30/2004 vs. Cincinnati
Against Cubs: Randy Johnson — 16, 8/25/2002 @ Arizona
More Than 16 Strikeouts: Kerry Wood — 20, 5/6/1998 vs. Houston
More Than 5 Strikeouts For Reliever: Marcos Mateo — 6, 6/30/2011 vs. San Francisco
More Than 8 Strikeouts For Reliever: Glendon Rusch — 9, 5/28/06 vs. Atlanta
Two Consecutive 10-Plus Strikeout Games
Club: Carlos Zambrano (10) and Mark Prior (10), 8/17-19/2005
Individual: Rich Harden (10 and 10), 7/21-26/2008
Against Cubs: Yovani Gallardo (10) and Zack Greinke (12), 6/5-6/2012
Three Consecutive 10-Plus Strikeout Games: Rich Harden (10, 10 and 10), 7/12-21-26/2008
Four Strikeouts, One Inning: Jason Berken, 9/20/2012 vs. Cincinnati (2nd)
Against Cubs: Archie Corbin, 4/28/1999 @ Florida (7th)
Striking Out Side on 9 Pitches: LaTroy Hawkins, 9/11/2004 vs. Florida (9th)
More Than 12 Hits Allowed: Carlos Zambrano — 13, 6/7/2008 @ Los Angeles-N.L.
14 Hits Allowed: Lynn McGlothen — 5/10/1980 vs. San Francisco
10 Runs Allowed: Doug Davis — 6/28/2011¹ vs. San Francisco
More Than 8 Walks Issued: Miguel Batista — 9, 9/12/1997 @ Pittsburgh
More Than 3 Homers Allowed: Travis Wood — 5, 7/27/2012 vs. St. Louis
Home Run: Travis Wood — 8/28/2012 vs. Milwaukee (Yovani Gallardo)
Against Cubs: Micah Owings, 5/7/2010 @ Cincinnati (Carlos Silva)
2-Homer Game: Fergie Jenkins, 9/1/1971 vs. Montreal
Against Cubs: Darren Dreifort, 8/8/2000 @ Los Angeles
Grand Slam: Jason Marquis, 9/22/2008 @ New York-N.L. (Jonathan Niese)
Against Cubs: Denny Neagle, 6/27/1995 vs. Pittsburgh (Jim Bullinger)
Reliever Home Run: Carlos Marmol, 9/7/2006 vs. Pittsburgh (Shawn Chacon)
3-Hit Game: Carlos Zambrano — 3, 5/26/2011 vs. New York-N.L.
Against Cubs: Kyle Davies — 6/1/2007 vs. Atlanta
4-Hit Game: Carlos Zambrano, 5/23/2008 @ Pittsburgh
Against Cubs: Livan Hernandez — 8/11/2001 vs. San Francisco
5-Hit Game: Vic Aldridge, 5/6/1922 @ Pittsburgh
2-Extra-Base Hit Game: Carlos Zambrano, 4/28/2009 @ Arizona (1 2B, 1 HR)
2-Hit Inning: Carlos Zambrano, 7/20/2003 @ Florida (3rd)
4-RBI Game: Carlos Zambrano, 6/5/2006 @ Houston
5-RBI Game: Jason Marquis, 9/22/2008 @ New York-N.L.
Reliever 2-Hit Game: Scott Sanders, 7/20/1999 vs. Kansas City
Pinch Hit: Carlos Zambrano, 5/24/2011 vs. New York-N.L. (two-run single off Pat Misch)
Stolen Base: Ted Lilly, 7/23/2008 @ Arizona
Steal of Home: Rick Sutcliffe, 7/29/1988 @ Philadelphia

CUBS LAST ONE-HITTERS

The Cubs have yet to throw a no-hitter nor one-hitter against Arizona, Florida, New York or any American League club aside from the White Sox. Here are the Cubs most recent one-hitters:

Atlanta: 4/6/1993 Jose Guzman (Otis Nixon/9th inning)
 Chicago (A.L.): 6/13/2010 — combined... Ted Lilly — 8.0 innings (Juan Pierre/9th), Carlos Marmol 1.0
 Cincinnati: 9/29/2007 — combined Rich Hill — 6.0 innings (Buck Coats/6th), Sean Marshall 2.0, Scott Eyre 1.0
 Colorado: 4/13/2009 — combined Ted Lilly — 6.2 innings (Garrett Atkins/7th), Angel Guzman 0.1, Aaron Heilman 1.0, Kevin Gregg 1.0
 Houston: 9/15/2008 — combined Ted Lilly — 7.0 innings (Mark Loretta/7th), Jeff Samardzija 0.1, Carlos Marmol 0.2, Bob Howry 1.0
 Los Angeles (N.L.): 5/31/2005 — combined.. Carlos Zambrano — 8.0 innings (Cesar Izturis/3rd), Michael Wuertz 1.0, Ryan Dempster 1.0
 Milwaukee: 4/9/2005 — combined Carlos Zambrano — 7.1 (Russell Branyan/2nd), Chad Fox 0.2, LaTroy Hawkins 1.0
 Philadelphia: 7/2/2003 — combined .. Matt Clement — 7.0 innings (David Bell/5th), Mark Guthrie 0.2, Kyle Farnsworth 0.1, Joe Borowski 1.0
 Pittsburgh: 6/8/1958..... Moe Drabowsky (Ted Kluszewski/2nd)
 St. Louis: 9/25/1995 Frank Castillo (Bernard Gilkey/9th)
 San Diego: 6/9/1978 Dennis Lamp (Gene Richards/6th)
 San Francisco: 8/30/1992 ... Jim Bullinger (Kirt Manwaring/8th)
 Washington: 5/17/2006 Sean Marshall — 6.0 innings (Alfonso Soriano/6th), Bob Howry 1.0, Scott Williamson 1.0, Scott Eyre 1.0

The Cubs played 5,717 contests between Milt Pappas' near-perfect game in 1972 and Carlos Zambrano's no-hitter in 2008. Over that stretch, Cubs pitchers threw 21 one-hitters, with the last one taking place September 29, 2007, against the Reds in Cincinnati — when Rich Hill (6.0 IP), Sean Marshall (2.0 IP) and Scott Eyre (1.0 IP) combined on a one-hitter at Great American Ball Park.

FIELDING RECORDS

Cubs Career Fielding Leaders

MOST GAMES BY POSITION

FIRST BASE	
Cap Anson	2,058
Mark Grace	1,890
Charlie Grimm	1,321
Ernie Banks	1,259
Phil Cavarretta	1,207

SECOND BASE

Ryne Sandberg	1,994
Johnny Evers	1,368
Billy Herman	1,340
Glenn Beckert	1,206
Fred Pfeffer	1,073

SHORTSTOP

Don Kessinger	1,618
Joe Tinker	1,501
Shawon Dunston	1,228
Ernie Banks	1,125
Billy Jurgens	965

HIGHEST FIELDING AVERAGE (min. 500 Games)

PUTOUTS	GAMES
1B Mark Grace: .995	1,890
2B Ryne Sandberg: .989 ..	1,994
SS Ernie Banks: .969	1,125

THIRD BASE

Ron Santo	2,102
Stan Hack	1,836
Aramis Ramirez	1,097
Harry Steinfeldt	730
Tom Burns	696

OUTFIELD

Billy Williams	2,087
Sammy Sosa	1,806
Jimmy Ryan	1,591
Wildfire Schulte	1,544
Bill Nicholson	1,292

CATCHER

Gabby Hartnett	1,759
Jody Davis	961
Johnny Kling	960
Randy Hundley	939
Jimmy Archer	677

PUTOUTS	GAMES
3B Charlie Deal: .964	606
OF Andre Dawson: .987 ...	826
C Geovany Soto: .992	533

LEADERS BY POSITION SINCE 1900

PUTOUTS

1B Mark Grace	16,601
2B Ryne Sandberg	3,806
SS Joe Tinker	3,248
3B Stan Hack	1,944
OF Sammy Sosa	3,746
C Gabby Hartnett	7,154
P Greg Maddux	236

ASSISTS

1B Mark Grace	1,550
2B Ryne Sandberg	6,361
SS Don Kessinger	5,346
3B Ron Santo	4,532
OF Frank Schulte	178
C Johnny Kling	1,244
P Mordecai Brown	600

ERRORS

1B Frank Chance	133
2B Johnny Evers	366
SS Joe Tinker	574
3B Ron Santo	315
OF Sammy Sosa	102
C Johnny Kling	161
P Hippo Vaughn	58

TOTAL CHANCES

1B Mark Grace	18,247
2B Ryne Sandberg	10,276
SS Joe Tinker	8,905
3B Ron Santo	6,777
OF Sammy Sosa	3,965
C Gabby Hartnett	8,531
P Mordecai Brown	770

DOUBLE PLAYS

1B Mark Grace	1,352
2B Ryne Sandberg	1,157
SS Don Kessinger	982
3B Ron Santo	389
OF Jimmy Slagle	38
C Gabby Hartnett	162
P Greg Maddux	38

Cubs Single-Season Fielding Records Since 1900

GAMES PLAYED

1B Ernie Banks: 162	1965
2B Ken Hubbs: 159	1962
SS Starlin Castro: 162	2012
3B Ron Santo: 164	1965
OF Billy Williams: 164 ..	1965
LF Billy Williams: 162 ..	1965
CF Juan Pierre: 162	2006
RF Sammy Sosa: 161	1997
C Randy Hundley: 160 ..	1968
P Ted Abernathy: 84	1965
Dick Tidrow: 84	1980
Bob Howry: 84	2006

PUTOUTS

1B Ernie Banks: 1,682 ..	1965
2B Billy Herman: 466	1933
SS Joe Tinker: 354	1912
3B Randy Jackson: 198 ..	1951
LF Augie Galan: 351	1935
CF Jigger Statz: 438	1923
RF Bill Nicholson: 340 ..	1943
C Michael Barrett: 1,035 ..	2004
P Greg Maddux: 39	1990,
	1991

ASSISTS

1B Mark Grace: 180	1990
2B Ryne Sandberg: 571 ..	1983
SS Ivan DeJesus: 595	1977
3B Ron Santo: 393	1967
LF Jimmy Sheppard: 32 ..	1911
CF Jigger Statz: 26	1923
RF Wilbur Good: 25	1914
C Johnny Kling: 189	1903
P Jack Taylor: 106	1902

ERRORS

1B Frank Chance: 36	1903
2B George Grantham: 55 ..	1923
SS Joe Tinker: 72	1902
3B Bill Bradley: 61	1900
LF Jimmy Slagle: 21	1903
CF Danny Green: 24	1901
RF Wilbur Good: 20	1914
C Johnny Kling: 24	1903,
	1905
P Hippo Vaughn: 13	1914

TOTAL CHANCES

1B Ernie Banks: 1,790 ..	1965
2B Billy Herman: 1,023 ..	1933
SS Joe Tinker: 928	1905
3B Ron Santo: 606	1967
LF Jimmy Sheppard: 378 ..	1911
CF Jigger Statz: 476	1923
RF Bill Nicholson: 364 ..	1943
C Michael Barrett: 1,088 ..	2004
P Jack Taylor: 124	1902

DOUBLE PLAYS

1B Charlie Grimm: 147	1928
2B Freddie Maguire: 126 ..	1928
Ryne Sandberg: 126	1983
SS Roy Smalley: 115	1950
3B Ron Santo: 41	1961
LF Jimmy Sheppard: 12	1911
CF Danny Green: 7	1901
Jigger Statz: 7	1923
RF Wilbur Good: 10	1914
C Bob O'Farrell: 22	1922
P Claude Passeau: 9	1942
Rick Reuschel: 9	1979

HIGHEST FIELDING AVERAGE (min. 100 Games)

POS	PLAYER	YEAR	PCT	GAMES
1B	Mark Grace	1992	.998	157
2B	Darwin Barney	2012	.997	155
SS	Ricky Gutierrez	2000	.986	121
3B	Stan Hack	1945	.975	146
	Steve Buechele	1993	.975	129
OF	Gary Woods	1982	1.000	103
	Doug Dascenzo	1990	1.000	107
	Juan Pierre	2006	1.000	162
C	Damian Miller	2003	.997	114

CUBS SINGLE-SEASON FIELDING MARKS

Highest Fielding Percentage: .986.....	2004
Lowest Fielding Percentage: .933.....	1900
Most Putouts: 4,437.....	1980
Fewest Putouts: 2,870.....	1981 (Shortened Season)
3,695.....	1903
Most Assists: 2,154.....	1916
Fewest Assists: 1,257.....	1994 (Shortened Season)
1,445.....	2008
Most Errors: 418.....	1900
Fewest Errors: 81.....	1994 (Shortened Season)
86.....	2004
Most Total Chances: 6,673.....	1916
Fewest Total Chances: 4,267.....	1981 (Shortened Season)
5,808.....	1903
Most Errorless Games: 90.....	1996
Consecutive Errorless Games: 10.....	1984 (6/5-6/14), 1998 (5/29-6/8)
Most Double Plays: 177.....	1961
Fewest Double Plays: 76.....	1908
Most Passed Balls: 35.....	1900, 1961
Fewest Passed Balls: 4.....	1967

HISTORICAL INFORMATION

Highlights In Cubs History

1876: The first game in the history of the Chicago National League franchise took place April 25, as Albert Spalding pitched the first N.L. shutout in the Chicago White Stockings' 4-0 win at Louisville ... Spalding also had the first hit in franchise history, while center fielder Paul Hines scored the first run on a throwing error in the second inning.

- © The first home run in N.L. history was hit by the White Stockings' Ross Barnes on May 2 in a 15-9 victory in Cincinnati.
- © The creation of the N.L. was credited largely to William A. Hulbert, who held the dual role of league president and Chicago president until 1882 ... with the assistance of manager Albert Spalding, Hulbert drafted the N.L. constitution and by-laws in 1875.
- © Of the eight original charter members of the National League, only the Cubs have operated continuously in the same city.

1880: The North Siders won 21-straight games, June 2-July 8, including one tie (June 4).

1883: Chicago set major league records when it scored 18 runs and collected 18 hits in September 6's seventh frame ... the Cubs went on to beat Detroit 26-6.

1903: In October, the Cubs and White Sox held the first of the semi-annual "City Series" ... at points from 1903-1942, the two teams met following the regular season for a crosstown set as long as neither team made the Fall Classic.

- © In the inaugural year, the Chicago teams ended with seven wins apiece ... what would have been the deciding game was cancelled due to weather.

1906: The Chicago club went 116-36 in setting major league records for wins in a season and winning percentage (.763).

- © The Cubs and White Sox met in the first and only all-Chicago Fall Classic ... it also marked the first time two teams from the same city met in the World Series ... the Cubs fell to the White Sox, four games to two.

1907: "Cubs" was officially adopted as the nickname of the team ... the Cubs then went on to win their first World Series, defeating Detroit in five games.

1908: The Cubs were World Series champions for the second straight year, defeating Detroit four games to one.

1911: Frank "Wildfire" Schulte became the first player in the majors to hit at least 20 doubles, 20 triples and 20 homers in a single season.

1916: The Cubs moved into Weeghman Park (now known as Wrigley Field).

1921: William Wrigley Jr. became the Cubs' majority owner.

- © Wrigley's involvement with the team began in 1916, when a 10-man syndicate led by Charles Weeghman purchased the club from Charles Taft ... in 1919, Wrigley purchased Weeghman's shares to have controlling interest.
- © After Wrigley's death in 1932, his interest passed to his son, Philip K. Wrigley ... upon Philip's death in 1977, principal interest in the ballclub was left to his son, William Wrigley.
- © The sale of the club to Tribune Company in 1981 ended the longest continuous operation of a franchise by the same family in one city.

1924: The first Cubs game was broadcast on the radio ... Hal Totten transmitted the April 23 home opener from the Wrigley Field roof ... Chicago routed the Cardinals 12-1 in the contest.

THE CHICAGO CUBS — SINCE 1876

The Chicago National League franchise is in its 138th season in 2013. During the first 137 N.L. campaigns, the team played 20,412 games, winning 10,372 contests.

The Chicago club has been known by the following nicknames since its inception:

White Stockings.....	1876-1894	Remnants.....	1901-1902
Colts	1887-1906	Recruits.....	1902
Black Stockings.....	1888-1889	Panamas.....	1903
Ex-Colts.....	1898	Zephyrs.....	1905
Rainmakers.....	1898	Nationals.....	1905-1907
Orphans.....	1898-1902	Spuds.....	1906
Cowboys.....	1899	Trojans.....	1913
Rough Riders.....	1899-1900	Cubs.....	1902-present

1930: Hack Wilson established a M.L. record by driving in 191 runs while hitting 56 home runs – a club/N.L. record that lasted until 1998.

- © The largest crowd to see a baseball game at Wrigley Field (51,556) took place June 27 vs. Brooklyn ... of that number, 30,476 were Ladies' Day guests and 1,332 were passholders.

1935: The Cubs won 21-straight September games in capturing the N.L. pennant.

1945: The Cubs went to their 10th World Series, falling to Detroit in seven games.

1946: Chicago aired its first game on television ... the July 13 home game was carried out on WBKB with Jack Gibney calling the 4-3 loss to the Dodgers.

1958: Ernie Banks became the first member of a team with a losing record to win the MVP Award ... also was named the N.L. MVP in 1959, becoming the first N.L. player to win the award in consecutive seasons.

1960: Don Cardwell threw a no-hitter against St. Louis in his Cubs debut May 15 ... became the first pitcher in baseball history to hurl a no-hitter in his first game for a club.

1970: Billy Williams became the first player in N.L. history to appear in 1,000 consecutive games, reaching that mark April 30 ... his streak extended to 1,117 games before ending September 3.

1973: Following Whitey Lockman's ejection May 8, coach Ernie Banks takes over the reigns as acting manager, becoming the first African-American in major league history to manage a team.

1982: On May 25 at San Diego, Fergie Jenkins became the seventh pitcher in baseball history to record 3,000 strikeouts.

- © On August 22, Ernie Banks became the first Cub to have his uniform number (14) retired.

1984: The Cubs clinched their first N.L. Eastern Division title September 24 in Pittsburgh (4-1), marking the first time since 1945 that the club advanced into the postseason ... the Cubs went 96-65 under N.L. Manager of the Year Jim Frey.

- © The Cubs fell to San Diego in the NLCS three games to two.

1987: Andre Dawson became the first player from a sixth-place team to win the N.L.'s MVP Award, hitting 49 homers and driving in 137 runs.

- © On August 13, Hall of Famer Billy Williams had his No. 26 retired.

1988: The first Wrigley Field night game took place August 8 against Philadelphia ... the game was rained out after 3.5 innings with the Cubs leading 3-1.

© The first official night contest took place August 9 vs. New York, with the Cubs winning 6-4 ... the first pitch was thrown by Mike Bielecki at 7:05 p.m. – a called strike to Lenny Dykstra.

1989: The Cubs won their second N.L. Eastern Division title when they defeated Montreal 3-2 at Olympic Stadium September 26 ... the Cubs compiled a 93-69 record under N.L. Manager of the Year Don Zimmer before falling in the NLCS to San Francisco four games to one.

© For only the fifth time, teammates finished as the top two votegeters in the Jackie Robinson N.L. Rookie of the Year balloting ... Jerome Walton, who had a club-record 30-game hitting streak during the season, won the award, while Dwight Smith finished second in the voting.

1990: Ryne Sandberg hit a league-high 40 home runs, the third-highest single-season total for a second baseman behind the 42 hit by St. Louis' Rogers Hornsby in 1922 and Atlanta's Davey Johnson in 1973.

© Sandberg also set a then M.L. record by playing errorless ball in 123 straight games at second base, June 21, 1989-May 17, 1990 ... the feat still stands as the N.L. mark.

1993: Sammy Sosa became the first player in Cubs history to record a 30-homer/30-steal campaign (33 homers, 36 steals).

1995: The Cubs won their 9,000th game May 21 at Los Angeles, defeating the Dodgers 2-1 in 13 innings ... the Cubs have won more games than any other one-city professional franchise.

© Sammy Sosa hit the 10,000th homer in Cubs history August 14 in Los Angeles (off Tom Candiotti).

1998: The Cubs went to post-season play as the N.L.'s Wild Card club after defeating San Francisco 5-3 in a one-game tie-breaker ... the Cubs were swept by Atlanta during the Division Series.

© Sammy Sosa, who battled St. Louis' Mark McGwire for the major league homer record, earned N.L. Most Valuable Player honors ... Sosa finished the campaign with 66 homers – four behind McGwire – while leading the majors with 158 RBI and 134 runs scored.

© Kerry Wood was named the league's Rookie of the Year after going 13-6 in 26 starts with 233 strikeouts ... on May 6 vs. Houston, he tied the M.L. single-game mark by fanning 20 batters while allowing just one hit in a complete-game 2-0 win.

2000: The Cubs opened the season in Tokyo, marking the first regular season games ever held outside of North America ... the March 29 season opener is the Cubs earliest regular season contest in franchise history.

2001: Sammy Sosa became the first player in M.L. history to reach the 60-homers mark in three different campaigns ... he also became the first player to have a trio of three-homer games in one season.

© Sosa had a club-record 425 total bases for his second career 400-plus campaign (416 in 1998).

© On May 24-25, Jon Lieber and Kerry Wood hurled back-to-back complete-game one-hit shutouts.

2003: On September 27, the Cubs clinched their first-ever National League Central Division title when they swept a doubleheader vs. Pittsburgh by scores of 4-2 and 7-2 while Houston lost to Milwaukee 5-2 ... the Cubs won the division one season after going 67-95.

© The Cubs came within a victory of heading to the World Series, as they defeated Atlanta three games to two in the Division Series before falling to Florida four games to three in the NLCS.

© Cubs pitchers fanned a major league-record 1,404 batters while allowing 1,304 hits – the highest differential in big league annals ... Kerry Wood (266) and Mark Prior (245) finished 1-2 in the major league strikeout race.

© On September 28, the Cubs retired the uniform number – No. 10 – of longtime third baseman/broadcaster Ron Santo.

2004: On August 7 at San Francisco, Greg Maddux won his 300th career game, becoming the 22nd pitcher in major league history to do so.

© He was the second Cub to win his 300th game while donning a Cub uniform, joining Grover "Ol' Pete" Alexander in that distinction.

2005: Derrek Lee won the N.L. batting title after leading all three Triple Crown categories for much of the season ... the first baseman batted .335 and also led the National League in hits, total bases, doubles, slugging percentage and extra-base hits.

© Greg Maddux struck out his 3,000th career batter, becoming the second Cub in franchise history to record 3,000 strikeouts (also Fergie Jenkins) ... the Cubs are the only major league franchise to have two pitchers surpass the mark in their uniform.

© On August 28, the Cubs retired the uniform number – No. 23 – of Hall of Fame second baseman Ryne Sandberg.

2007: On September 28, the Cubs clinched their second N.L. Central Division title when they defeated the Cincinnati Reds on the road, 6-0, and the Milwaukee Brewers fell at home to the Padres, 6-3 ... Chicago became the first club to win the Central after finishing last the season before (66-96 in 2006).

2008: The Cubs won their second straight N.L. Central Division title by defeating the St. Louis Cardinals 5-4 at Wrigley Field September 20 ... the Cubs won a N.L.-leading 97 games, marking the most wins for the Cubs since posting 98 in 1945.

© The Cubs unveiled a statue of Hall of Famer Ernie Banks prior to the team's Opening Day contest against the Brewers.

© Chicago earned the 10,000th win in franchise history in a 7-6, 10-inning victory at the Rockies April 23.

© The Cubs tied a N.L. record by sending eight representatives to the Mid-Summer Classic ... Geovany Soto became the first-ever N.L. rookie catcher to start the contest.

© Carlos Zambrano hurled the Cubs first no-hitter in 36 years September 14 vs. the Astros at Miller Park ... Ted Lilly, Jeff Samardzija, Carlos Marmol and Bob Howry followed the next day by combining on a one-hitter ... it marked the first time in M.L. history that a team had allowed just one hit in consecutive games.

© The Cubs drew a franchise record 3,300,200 fans in 81 home dates at Wrigley Field, surpassing their previous record of 3,252,462 fans in 2006 ... the 3,300,200 season total was the highest single-season total for any franchise in the history of Chicago professional sports.

2009: October 28 marked the first day under The Ricketts Family, ending a 28-year run under Tribune Company ... The Ricketts are the first family to own the Cubs since the Wrigley clan sold the team in 1981.

© The Cubs finished with an 83-78 mark, good for second in the N.L. Central ... prior to 2007, Chicago previously finished first or second in its division three consecutive years from 1935-38 during a four-season run.

© The Cubs and WRTO-1200 AM partnered to broadcast over 20 games in Spanish in 2009 ... it marked the first time in over 14 seasons that the Cubs featured a Spanish broadcast.

© On May 3, the Cubs retired the uniform number – No. 31 – of Fergie Jenkins and Greg Maddux.

2010: The Cubs played the 20,000th contest in franchise history, June 26 ... a 3-2 setback to the White Sox at U.S. Cellular Field.

© The organization unveiled a statue of Billy Williams, September 7, on the corner of Addison and Sheffield.

2011: At 21 years old, Starlin Castro became the youngest All-Star in franchise history ... Castro also finished the season leading the National League with 207 hits, the youngest player to do so (21 years, 188 days old).

© The Cubs played a franchise-record 10-straight night games, May 14-25 ... the club had twice played nine-consecutive night games, last done July 16-25, 1992.

© On August 10, the Cubs unveiled a Ron Santo statue at the corner of Addison and Sheffield.

Cubs Year-By-Year Record From 1876-1949

YEAR	W-L	PCT	POS	GA/GB	MANAGER	ATTENDANCE	HOME	ROAD	DAY	NIGHT	NL-C	NL-E	NL-W	PRE-ASG	POST-ASG
1876	52-14	.788	1	+6.0	Spalding	65,441	25-6	27-8	52-14	—	—	—	—	—	—
1877	26-33	.441	5	-15.5	Spalding	46,454	17-12	9-21	26-33	—	—	—	—	—	—
1878	30-30	.500	4	-11.0	Ferguson	58,691	17-18	13-12	30-30	—	—	—	—	—	—
1879	46-33	.582	4	-10.5	Anson/Flint	67,687	29-13	17-20	46-33	—	—	—	—	—	—
1880	67-17	.798	1	+15.0	Anson	66,708	37-5	30-12	67-17	—	—	—	—	—	—
1881	56-28	.667	1	+9.0	Anson	82,000	32-10	24-18	56-28	—	—	—	—	—	—
1882	55-29	.655	1	+3.0	Anson	125,452	35-10	20-19	55-29	—	—	—	—	—	—
1883	59-39	.602	2	-4.0	Anson	124,880	36-13	23-26	59-39	—	—	—	—	—	—
1884	62-50	.554	4t	-22.0	Anson	87,667	39-17	23-33	62-50	—	—	—	—	—	—
1885	87-25	.777	1	+2.0	Anson	117,519	42-14	45-11	87-25	—	—	—	—	—	—
1886	90-34	.726	1	+2.5	Anson	142,438	52-10	38-24	90-34	—	—	—	—	—	—
1887	71-50	.587	3	-6.5	Anson	217,070	44-18	27-32	71-50	—	—	—	—	—	—
1888	77-58	.570	2	-9.0	Anson	228,906	43-27	34-31	77-58	—	—	—	—	—	—
1889	67-65	.508	3	-19.0	Anson	149,175	37-30	30-35	67-65	—	—	—	—	—	—
1890	83-53	.613	2	-6.5	Anson	102,536	48-24	35-29	83-53	—	—	—	—	—	—
1891	82-53	.607	2	-3.5	Anson	201,188	43-22	39-31	82-53	—	—	—	—	—	—
1892	70-76	.479	7	-30.0	Anson	109,067	36-31	34-45	70-76	—	—	—	—	—	—
1893	56-71	.441	9	-29.0	Anson	223,500	38-34	18-37	56-71	—	—	—	—	—	—
1894	57-75	.432	7	-34.0	Anson	238,000	35-30	22-45	57-75	—	—	—	—	—	—
1895	72-58	.554	4	-15.0	Anson	382,300	43-26	29-32	72-58	—	—	—	—	—	—
1896	71-57	.555	5	-18.5	Anson	317,500	42-24	29-33	71-57	—	—	—	—	—	—
1897	59-73	.447	9	-34.0	Anson	327,160	36-30	23-43	59-73	—	—	—	—	—	—
1898	85-65	.567	4	-17.5	Burns	424,352	58-31	27-34	85-65	—	—	—	—	—	—
1899	75-73	.507	8	-26.0	Burns	352,130	44-39	31-34	75-73	—	—	—	—	—	—
1900	65-75	.464	5t	-19.0	Loftus	248,577	45-30	20-45	65-75	—	—	—	—	—	—
1901	53-86	.381	6	-37.0	Loftus	205,071	30-39	23-47	53-86	—	—	—	—	—	—
1902	68-69	.496	5	-34.0	Selee	263,700	31-38	37-31	68-69	—	—	—	—	—	—
1903	82-56	.594	3	-8.0	Selee	386,205	45-28	37-28	82-56	—	—	—	—	—	—
1904	93-60	.608	2	-13.0	Selee	439,100	49-27	44-33	93-60	—	—	—	—	—	—
1905	92-61	.601	3	-13.0	Selee/Chance	509,900	54-25	38-36	92-61	—	—	—	—	—	—
1906	**116-36	**763	1	+20.0	Chance	654,300	56-21	60-15	116-36	—	—	—	—	—	—
1907	107-45	.704	*1	+17.0	Chance	422,550	54-19	53-26	107-45	—	—	—	—	—	—
1908	99-55	.643	*1	+1.0	Chance	665,325	47-30	52-25	99-55	—	—	—	—	—	—
1909	104-49	.680	2	-6.5	Chance	633,480	47-29	57-20	104-49	—	—	—	—	—	—
1910	104-50	.675	1	+13.0	Chance	526,152	58-19	46-31	104-50	—	—	—	—	—	—
1911	92-62	.597	2	-7.5	Chance	576,000	49-32	43-30	92-62	—	—	—	—	—	—
1912	91-59	.607	3	-11.5	Chance	514,000	46-30	45-29	91-59	—	—	—	—	—	—
1913	88-65	.575	3	-13.5	Evers	419,000	51-25	37-40	88-65	—	—	—	—	—	—
1914	78-76	.506	4	-16.5	O'Day	202,516	46-30	32-46	78-76	—	—	—	—	—	—
1915	73-80	.477	4	-17.5	Bresnahan	217,058	42-34	31-46	73-80	—	—	—	—	—	—
1916/+	67-86	.438	5	-26.5	Tinker	435,685	37-41	30-45	67-86	—	—	—	—	—	—
1917	74-80	.481	5	-24.0	Mitchell	360,218	35-42	39-38	74-80	—	—	—	—	—	—
1918	84-45	.651	1	+10.5	Mitchell	337,256	49-25	35-20	84-45	—	—	—	—	—	—
1919	75-65	.536	3	-21.0	Mitchell	424,430	40-31	35-34	75-65	—	—	—	—	—	—
1920	75-79	.487	5t	-18.0	Mitchell	480,783	43-34	32-45	75-79	—	—	—	—	—	—
1921	64-89	.418	7	-30.0	Evers/Killefer	410,107	32-44	32-45	64-89	—	—	—	—	—	—
1922	80-74	.519	5	-13.0	Killefer	542,283	39-37	41-37	80-74	—	—	—	—	—	—
1923	83-71	.539	4	-12.5	Killefer	703,705	46-31	37-40	83-71	—	—	—	—	—	—
1924	81-72	.529	5	-12.0	Killefer	716,922	46-31	35-41	81-72	—	—	—	—	—	—
1925	68-86	.442	8	-27.5	Killefer/Maranville/Gibson	622,610	37-40	31-46	68-86	—	—	—	—	—	—
1926	82-72	.532	4	-7.0	McCarthy	885,063	49-28	33-44	82-72	—	—	—	—	—	—
1927	85-68	.556	4	-8.5	McCarthy	1,159,168	50-28	35-40	85-68	—	—	—	—	—	—
1928	91-63	.591	3	-4.0	McCarthy	1,143,740	52-25	39-38	91-63	—	—	—	—	—	—
1929	98-54	.645	1	+10.5	McCarthy	1,485,166	52-25	46-29	98-54	—	—	—	—	—	—
1930	90-64	.584	2	-2.0	McCarthy/Hornsby	1,463,624	51-26	39-38	90-64	—	—	—	—	—	—
1931	84-70	.545	3	-17.0	Hornsby	1,086,422	50-27	34-43	84-70	—	—	—	—	—	—
1932	90-64	.584	1	+4.0	Hornsby/Grimm	974,688	53-24	37-40	90-64	—	—	—	—	—	—
1933	86-68	.558	3	-6.0	Grimm	594,112	56-23	30-45	86-68	—	—	—	—	38-39	48-29
1934	86-65	.570	3	-8.0	Grimm	707,525	47-30	39-35	86-65	—	—	—	—	45-30	41-35
1935	100-54	.649	1	+4.0	Grimm	692,604	56-21	44-33	99-54	1-0	—	—	—	40-32	60-22
1936	87-67	.565	2t	-5.0	Grimm	699,370	50-27	37-40	87-66	0-1	—	—	—	43-27	44-40
1937	93-61	.604	2	-3.0	Grimm	895,020	46-32	47-29	93-60	0-1	—	—	—	44-25	49-36
1938	89-63	.586	1	+2.0	Grimm/Hartnett	951,640	44-33	45-30	88-62	1-1	—	—	—	38-30	51-33
1939	84-70	.545	4	-13.0	Hartnett	726,663	44-34	40-36	83-68	1-2	—	—	—	39-37	45-33
1940	75-79	.487	5	-25.5	Hartnett	534,878	40-37	35-42	72-76	3-3	—	—	—	38-37	37-42
1941	70-84	.455	6	-30.0	Wilson	545,159	38-39	32-45	64-76	6-8	—	—	—	33-43	37-41
1942	68-86	.442	6	-38.0	Wilson	590,972	36-41	32-45	63-81	5-5	—	—	—	38-41	30-45
1943	74-79	.484	5	-30.5	Wilson	508,247	36-38	38-41	69-71	5-8	—	—	—	33-43	41-36
1944	75-79	.487	4	-30.0	Wilson/Johnson/Grimm	640,110	35-42	40-37	64-71	11-8	—	—	—	29-40	46-39
1945	98-56	.636	1	+3.0	Grimm	1,036,386	49-26	49-30	90-45	8-11	—	—	—	42-28	56-28
1946	82-71	.536	3	-14.5	Grimm	1,342,970	44-33	38-38	74-62	8-9	—	—	—	39-33	43-38
1947	69-85	.448	6	-25.0	Grimm	1,364,039	36-43	33-42	62-74	7-11	—	—	—	36-36	33-49
1948	64-90	.416	8	-27.5	Grimm	1,237,792	35-42	29-48	54-79	10-11	—	—	—	33-43	31-47
1949	61-93	.396	8	-36.0	Grimm/Frisch	1,143,139	33-44	28-49	50-78	11-15	—	—	—	30-50	31-43

Cubs Year-By-Year Record From 1950-2012

YEAR	W-L	PCT	POS	GA/GB	MANAGER	ATTENDANCE	HOME	ROAD	DAY	NIGHT	NL-C	NL-E	NL-W	PRE-ASG	POST-ASG
1950	64-89	.418	7	-26.5	Frisch	1,165,944	35-42	29-47	54-73	10-16	-	-	-	33-38	31-51
1951	62-92	.403	8	-34.5	Frisch/Cavarretta	894,415	32-45	30-47	52-71	10-21	-	-	-	30-39	32-53
1952	77-77	.500	5	-19.5	Cavarretta	1,024,826	42-35	35-42	65-62	12-15	-	-	-	42-35	35-42
1953	65-89	.442	7	-40.0	Cavarretta	763,658	43-34	22-55	56-66	9-23	-	-	-	30-50	35-39
1954	64-90	.416	7	-33.0	Hack	748,183	40-37	24-53	53-70	11-20	-	-	-	29-50	35-40
1955	72-81	.471	6	-26.0	Hack	875,800	43-33	29-48	60-59	12-22	-	-	-	45-40	27-41
1956	60-94	.390	8	-33.0	Hack	720,118	39-38	21-56	50-72	10-22	-	-	-	31-40	29-54
1957	62-92	.403	7	-33.0	Scheffing	670,629	31-46	31-46	47-67	15-25	-	-	-	26-45	36-47
1958	72-82	.468	5	-20.0	Scheffing	979,904	35-42	37-40	50-62	22-20	-	-	-	39-39	33-43
1959	74-80	.481	5	-13.0	Scheffing	858,255	38-39	36-41	52-55	22-25	-	-	-	39-41	35-39
1960	60-94	.390	7	-35.0	Grimm/Boudreau	809,770	33-44	27-50	45-66	15-28	-	-	-	30-46	30-48
1961/cc	64-90	.416	7	-29.0	Hims/Craft/Klein/Tappe	673,057	40-37	24-53	53-60	11-30	-	-	-	36-44	28-46
1962/cc	59-103	.364	9	-42.5	Tappe/Metro/Klein	609,802	32-49	27-54	48-71	11-32	-	-	-	32-56	27-47
1963/cc	82-80	.506	7	-17.0	Kennedy	979,551	43-38	39-42	62-54	20-26	-	-	-	45-37	37-43
1964/cc	76-86	.469	8	-17.0	Kennedy	751,647	40-41	36-45	57-59	19-27	-	-	-	36-38	40-48
1965/cc	72-90	.444	8	-25.0	Kennedy/Klein	641,361	40-41	32-49	55-64	17-26	-	-	-	40-45	32-45
1966	59-103	.364	10	-36.0	Durocher	635,891	32-49	27-54	45-70	14-33	-	-	-	26-57	33-46
1967	87-74	.540	3	-14.0	Durocher	977,226	49-34	38-40	67-47	20-27	-	-	-	46-36	41-38
1968	84-78	.519	3	-13.0	Durocher	1,043,409	47-34	37-44	63-48	21-30	-	-	-	39-45	45-33
1969/E	92-70	.568	2	-8.0	Durocher	1,674,993	49-32	43-38	68-49	24-21	-	46-44	46-26	61-37	31-33
1970	84-78	.519	2	-5.0	Durocher	1,642,705	46-34	38-44	60-50	24-28	-	44-46	40-32	43-42	41-36
1971	83-79	.512	3	-14.0	Durocher	1,653,007	44-37	39-42	51-55	32-24	-	45-45	38-34	47-41	36-38
1972/s	85-70	.548	2	-11.0	Durocher/Lockman	1,229,163	46-31	39-39	61-46	24-24	-	43-40	42-30	46-44	39-26
1973	77-84	.478	5	-5.0	Lockman	1,351,705	41-39	36-45	57-53	20-31	-	44-45	33-39	51-46	26-38
1974	66-96	.407	6	-22.0	Lockman/Marshall	1,015,378	32-49	34-47	42-62	24-34	-	35-55	31-41	41-52	25-44
1975	75-87	.463	5	-17.5	Marshall	1,034,819	42-39	33-48	50-53	25-34	-	45-45	30-42	42-48	33-39
1976	75-87	.463	4	-26.0	Marshall	1,026,217	42-39	33-48	51-58	24-29	-	44-46	31-41	36-48	39-39
1977	81-81	.500	4	-20.0	Franks	1,439,834	46-35	35-46	59-48	22-33	-	39-51	42-30	53-35	28-46
1978	79-83	.488	3	-11.0	Franks	1,525,311	44-38	35-45	60-50	19-33	-	44-46	35-37	43-39	36-44
1979	80-82	.494	5	-18.0	Franks/Amalfitano	1,648,587	45-36	35-46	53-52	27-30	-	37-53	43-29	47-38	33-44
1980	64-98	.395	6	-27.0	Gomez/Amalfitano	1,206,776	37-44	27-54	47-58	17-40	-	38-52	26-46	33-43	31-55
1981/s	38-65	.369	6	-21.5	Amalfitano	565,637	27-30	11-35	32-42	6-23	-	20-39	18-26	15-37	23-28
1982	73-89	.451	5	-19.0	Elia	1,249,278	38-43	35-46	51-53	21-36	-	39-51	34-38	36-53	37-36
1983	71-91	.438	5	-19.0	Elia/Fox	1,479,717	43-38	28-53	51-55	20-36	-	40-50	31-41	38-41	33-50
1984	96-65	.596	#1	+6.5	Frey	2,107,655	51-29	45-36	71-34	25-31	-	52-37	44-28	48-36	48-29
1985	77-84	.478	4	-23.5	Frey	2,161,534	41-39	36-45	48-57	29-27	-	41-49	36-35	45-41	32-43
1986	70-90	.438	5	-37.0	Frey/Vukovich/Michael	1,859,102	42-38	28-52	52-55	18-35	-	40-48	30-42	36-48	34-42
1987	76-85	.472	6	-18.5	Michael/Lucchesi	2,035,130	40-40	36-45	48-57	28-28	-	37-53	39-32	47-41	29-44
1988	77-85	.475	4	-24.0	Zimmer	2,089,034	39-42	38-43	47-55	30-31	-	40-50	37-35	45-40	32-45
1989	93-69	.574	#1	+6.0	Zimmer	2,491,942	48-33	45-36	48-38	45-31	-	53-37	40-32	47-39	46-30
1990	77-85	.475	4	-18.0	Zimmer	2,243,791	39-42	38-43	44-39	33-46	-	43-47	34-38	36-49	41-36
1991	77-83	.481	4	-20.0	Zimmer/Altobelli/Essian	2,314,250	46-37	31-46	43-39	34-44	-	46-42	31-41	38-44	39-39
1992	78-84	.481	4	-18.0	Lefebvre	2,126,720	43-38	35-46	45-40	33-44	-	44-46	34-38	40-47	38-37
1993	84-78	.519	4	-13.0	Lefebvre	2,653,763	43-38	41-40	41-47	43-31	-	39-39	45-39	41-45	43-33
1994/C/s	49-64	.434	5	-16.5	Trebelhorn	1,845,208	20-39	29-25	28-39	21-25	-	19-25	10-23	20-16	36-50
1995/s	73-71	.507	3	-12.0	Riggelman	1,918,265	34-38	39-33	37-38	36-33	-	25-24	25-21	23-26	37-32
1996	76-86	.469	4	-12.0	Riggelman	2,219,110	43-38	33-48	43-52	33-34	-	19-33	31-30	26-23	41-46
1997	68-94	.420	5	-16.0	Riggelman	2,190,308	42-39	26-55	45-47	23-47	-	21-27	20-35	18-26	37-50
1998	90-73	.552	-2	-12.5	Riggelman	2,623,000	51-31	39-42	52-41	38-32	-	28-28	27-18	30-19	48-39
1999	67-95	.414	6	-30.0	Riggelman	2,813,854	34-47	33-48	41-50	26-45	-	28-34	18-23	15-29	41-44
2000	65-97	.401	6	-30.0	Baylor	2,734,511	38-43	27-54	36-56	29-41	-	21-41	18-23	18-26	35-51
2001	88-74	.543	3	-5.0	Baylor	2,779,456	48-33	40-41	50-43	38-31	-	48-36	16-14	15-18	51-35
2002	67-95	.414	5	-30.0	Baylor/Lachemann/Kimm	2,693,071	36-45	31-50	38-49	29-46	-	36-54	12-18	13-17	35-51
2003	88-74	.543	#1	+1.0	Baker	2,962,630	44-37	44-37	51-41	37-33	-	47-37	15-15	17-13	47-47
2004	89-73	.549	3	-16.0	Baker	3,170,184	45-37	44-36	49-38	40-35	-	50-40	16-14	15-15	47-40
2005	79-83	.488	4	-21.0	Baker	3,099,992	38-43	41-40	41-44	38-39	-	43-36	11-23	19-15	43-44
2006	66-96	.407	6	-17.5	Baker	3,123,215	36-45	30-51	31-52	35-44	-	42-42	10-22	10-21	34-54
2007	85-77	.525	#1	+2.0	Piniella	3,252,462	44-37	41-40	47-38	38-39	-	45-34	15-21	17-18	44-43
2008	97-64	.602	#1	+7.5	Piniella	3,300,200	55-26	42-38	48-29	49-35	-	48-33	20-12	23-10	57-38
2009	83-78	.516	2	-7.5	Piniella	3,168,859	46-34	37-44	44-33	39-45	-	47-32	15-17	15-20	43-43
2010	75-87	.463	5	-16.0	Piniella/Quade	3,062,973	35-46	40-41	35-43	40-44	-	34-45	17-14	16-18	39-50
2011	71-91	.438	5	-25.0	Quade	3,017,966	39-42	32-49	32-41	39-50	-	34-46	15-18	17-17	37-55
2012	61-101	.377	5	-36.0	Sveum	2,882,756	38-43	23-58	35-46	26-55	-	31-50	13-19	56-91	33-52

Historical Information

The Cubs have gone 108-127 all-time against American League clubs since interleague play began in 1997. Here's a look at Chicago's year-by-year record against the A.L.:

YEAR	REC.	PCT.	YEAR	REC.	PCT.
1997	9-6	.600	2005	6-9	.400
1998	5-8	.385	2006	4-11	.267
1999	6-9	.400	2007	8-4	.667
2000	8-7	.533	2008	6-9	.400
2001	9-6	.600	2009	6-9	.400
2002	6-6	.500	2010	8-10	.444
2003	9-9	.500	2011	5-10	.333
2004	8-4	.667	2012	5-10	.333
TOTALS			108-127	.460	

*World Champions

**20th Century Major League Record

#Eastern Division Champions

##Central Division Champions

*Wild Card Team

+First year in Wrigley Field

E-Eastern Division play begins

C-Central Division play begins

s-Strike-shortened season

cc-College of Coaches

t-Tie

TOK-Includes Tokyo contest

Cubs Managers Since 1876

MANAGER	YEARS	W-L	PCT.
Albert Spalding	1876-77	78-47	.624
Bob Ferguson	1878	30-30	.500
Cap Anson	1879, 1880-97	1282-932	.579
Silver Flint	1879	5-12	.294
Tommy Burns	1898-99	160-138	.537
Tom Loftus	1900-01	118-161	.423
Frank Selee	1902-05	280-213	.568
Frank Chance	1905-12	768-389	.664
Johnny Evers	1913, 1921	129-120	.518
Hank O'Day	1914	78-76	.506
Roger Bresnahan	1915	73-80	.477
Joe Tinker	1916	67-86	.438
Fred Mitchell	1917-20	308-269	.534
Bill Killefer	1921-25	300-293	.506
Rabbit Maranville	1925	23-30	.434
George Gibson	1925	12-14	.462
Joe McCarthy	1926-30	442-321	.579
Rogers Hornsby	1930-32	141-116	.549
Charlie Grimm	1932-38, 1944-49, 1960	946-782	.547
Gabby Hartnett	1938-40	203-176	.536
Jimmy Wilson	1941-44	213-258	.452
Roy Johnson+	1944	0-1	.000
Frankie Frisch	1949-51	141-196	.418
Phil Cavarretta	1951-53	169-213	.442
Stan Hack	1954-56	196-265	.425
Bob Scheffing	1957-59	208-254	.450
Lou Boudreau	1960	54-83	.394
Vedie Himsi*	1961	10-21	.323
Harry Craft*	1961	7-9	.438
Elvin Tappe*	1961-62	46-70	.397
Lou Klein*	1961-62, 1965	65-82	.442
Charlie Metro*	1962	43-69	.384
Bob Kennedy*	1963-65	182-198	.479
Leo Durocher	1966-72	535-526	.504
Whitey Lockman	1972-74	157-162	.492
Jim Marshall	1974-76	175-218	.445
Herman Franks	1977-79	238-241	.497
Joe Amalfitano+	1979, 1980-81	66-116	.363
Preston Gomez	1980	38-52	.422
Lee Elia	1982-83	127-158	.446
Charlie Fox+	1983	17-22	.436
Jim Frey	1984-86	196-182	.519
John Vukovich+	1986	1-1	.500
Gene Michael	1986-87	114-124	.479
Frank Lucchesi+	1987	8-17	.320
Don Zimmer	1988-91	265-258	.507
Joe Altobelli+	1991	0-1	.000
Jim Essian	1991	59-63	.484
Jim Lefebvre	1992-93	162-162	.500
Tom Trebelhorn	1994	49-64	.434
Jim Riggleman	1995-99	374-419	.472
Don Baylor	2000-02	187-220	.459
Rene Lachemann+	2002	0-1	.000
Bruce Kimm+	2002	33-45	.423
Dusty Baker	2003-06	322-326	.497
Lou Piniella	2007-10	316-293	.519
Mike Quade	2010-11	95-104	.477
Dale Sveum	2012	61-101	.377

Cubs Coaches Since 1921

Acosta, Oscar—2000-01	Koenig, Fred—1983
Adams, Bobby—1961-65, 1973	Kranitz, Rick—2002
Aguirre, Hank—1972-74	Lachemann, Rene—2000-02
Alomar, Sandy—2000-02	Land, Grover—1929-30
Altobelli, Joe—1988-91	Lazzeri, Tony—1938
Amalfitano, Joe—1967-71, 1978-80	Leonard, Dutch—1954-56
Amaro, Ruben—1983-86	Listach, Pat—2011-12
Baker, William—1950	Lockman, Whitey—1965-66
Banks, Ernie—1967-73	Lopez, Juan—2003-06
Becker, Joe—1967-70	Lowe, Q.V.—1972
Bialas, Dave—1995-99, 2002	Lowrey, Peanuts—1970-71, 1977-79, 1981
Blades, Ray—1953-56	MacKenzie, Gordy—1982
Bloomfield, Jack—1975-78	Macko, Joe—1964
Borzello, Mike—2012	Marshall, Jim—1974
Bosio, Chris—2012	Martin, Fred—1961-65
Burke, Jimmy—1926-30	Martin, Pepper—1956
Clines, Gene—1979-81, 2003-06	Martin, J.C.—1974
Cole, Dick—1961	Martinez, Jose—1988-94
Collins, Rip—1961-63	Matthews, Gary—2003-06
Connors, Billy—1982-86, 1991-93	McKay, Dave—2012
Corriden, Red—1932-40	Metro, Charlie—1962
Cottier, Chuck—1988-94	Moss, Les—1981
Cox, Larry—1988-89	Mueller, Ray—1957
Craft, Harry—1960-61	Muser, Tony—1993-97
Cuyler, Kiki—1941-43	Myatt, George—1957-59
Dark, Alvin—1965, 1977	Noren, Irv—1975
Davis, Spud—1950-53	Oates, Johnny—1984-87
Dean, Dizzy—1941	O'Leary, Charley—1931-33
DeJesus, Ivan—2007-11	Oliveras, Mako—1995-97
DeMerritt, Marty—1999	O'Neil, Buck—1962-65
Dernier, Bob—2010-11	Peden, Les—1965
Dixon, Walt—1964-65	Pentland, Jeff—1997-2002
Doolan, Mickey—1926-29	Perry, Gerald—2007-09
Drabowsky, Moe—1994	Pole, Dick—1988-91, 2003-06
Dugey, Oscar—1921-24	Quade, Mike—2006-10
Dunlop, Harry—1976	Quirk, Jamie—2012
Dyer, Duffy—1983	Radison, Dan—1995-99
Ellis, Sammy—1992	Regan, Phil—1997-98
Fitzsimmons, Freddie—1957-59, 1966	Reiser, Pete—1966-69, 1972-74
Foley, Marv—1994	Riggins, Mark—2011
Font, Franklin—2012	Roarke, Mike—1978-80
Fox, Jimmie—1944	Rojas, Cookie—1978-81
Franks, Herman—1970	Roof, Phil—1990-91
Freese, George—1964-65	Root, Charlie—1951-53, 1960
Gamboia, Tom—1998-99	Rothschild, Larry—2002-10
Gibson, George—1925-26	Rowson, James—2012
Glynn, Gene—2000-02	Saul, Jim—1975-76
Grammas, Alex—1964	Shalk, Ray—1930-31
Grimm, Charlie—1941, 1961-63	Scheffing, Bob—1954-55
Grissom, Marv—1975-76	Schulte, Johnny—1933
Hack, Stan—1965	Schultz, Barney—1977
Harder, Mel—1965	Shea, Merv—1948-49
Harmon, Tom—1982	Sinatro, Matt—2007-10
Hartnett, Gabby—1938	Smith, Red—1945-48
Hatton, Grady—1960	Snyder, Jim—1987
Hayworth, Ray—1955	Spalding, Dick—1941-43
Hiatt, Jack—1981	Spangler, Al—1970-71, 1974
Himsi, Vedie—1960-64	Speier, Chris—2005-06
Holt, Goldie—1961-65	Starrette, Herm—1987
Hornsby, Rogers—1958-59	Stock, Milt—1944-48
Hundley, Randy—1977	Strode, Lester—2007-12
Jackson, Sonny—2003-06	Tappe, Elvin—1959-65
Jansen, Larry—1972-73	Trammell, Alan—2007-10
Jaramillo, Rudy—2010-12	Trebelhorn, Tom—1992-93
Jenkins, Fergie—1995-96	Uhle, George—1940
Johnson, Roy—1935-39, 1944-53	Vukovich, John—1982-87
Joshua, Von—2009	Walker, Verlon—1961-70
Jurges, Billy—1947-48	Williams, Billy—1980-82, 1986-87, 1992-2001
Keller, Dave—2011	Wright, Mel—1963-64, 1971
Kelly, Mike—1934	Zimmer, Don—1984-86
Kennedy, Bob—1962-65	
Kim, Wendell—2003-04	
Klein, Lou—1960-65	

A (55 PLAYERS)

Aardsma, David Allan — 2006
 Abbey, Bert Wood—1893-95
 Abernathy, Theodore Wade—1965-66, 1969-70
 Aberson, Clifford Alexander—1947-49
 Abrego, Johnny Ray—1985
 Adair, James Aubrey—1931
 Adams, Charles Dwight—1946
 Adams, Earl John—1922-27
 Adams, Karl Tutwiler—1915
 Adams, Robert Henry—1957-59
 Adams, Robert Michael—1976-77
 Adams, Terry Wayne—1995-99
 Addis, Robert Gordon—1952-53
 Addy, Robert Edward—1876
 Adkins, John Dewey—1949
 Aguilera, Richard Warren—1999-2000
 Aguirre, Henry John—1969-70
 Aker, Jackie Delane—1972-73
 Alderson, Dale Leonard—1943-44
 Aldridge, Victor Eddington—1917-18, 1922-24
 Alexander, Grover Cleveland—1918-26
 Alexander, Manuel Dejesus Juan—1997-99
 Alexander, Matthew—1973-74
 Alfonsoeca, Antonio—2002-03
 Allen, Artemus Ward—1916
 Allen, Ethan Nathan—1936
 Allison, Milo Henry—1913-14
 Alou, Moises Rojas—2002-04
 Altamirano, Porfirio (Ramirez)—1984
 Altman, George Lee—1959-62, 1965-67
 Amalfitano, John Joseph—1964-67
 Amor, Vicente (Alvarez)—1955
 Anderson Jr., James Drew —2004
 Anderson, Robert Carl—1957-62
 Andre, John Edward—1955
 Andrews, Darrell Shane—1999-2000
 Andrews, James Pratt—1890
 Andrus, Frederick Hotham—1876, 1884
 Angley, Thomas Samuel—1929
 Anson, Adrian Constantine—1876-97
 Archer, James Patrick—1909-17
 Arcia, Jose Raimundo (Orta)—1968
 Arias, Alejandro—1992
 Arnold, James Lee—2000
 Asbell, James Marion—1938
 Ascanio, Jose Eleazar—2008-09
 Ascencio, Jairo M.—2012
 Ashburn, Don Richard—1960-61
 Aspromonte, Kenneth Joseph—1963
 Assenmacher, Paul Andre—1989-93
 Atkins, Mitchell Shane—2009-10
 Atwell, Maurice Dailey—1952-53
 Averill, Earl Douglas—1959-60
 Ayala, Robert Joseph—1999
 Aybar, Manuel Antonio—2001

B (161 PLAYERS)

Baczewski, Frederic John—1953
 Baecht, Edward Joseph—1931-32
 Bailey, Abraham Lincoln—1919-21
 Bailey, Lonas Edgar—1965
 Baker, Eugene Walter—1953-57
 Baker, Jeffrey Glen—2009-12
 Baker, Thomas Henry—1963
 Bako, Gabor Paul II—2003-04
 Baldwin, Marcus Elmore—1887-88
 Baller, Jay Scott—1985-87
 Balsamo, Anthony Fred—1962
 Banks, Ernest—1953-71
 Banks, Willie Anthony—1994-95
 Barber, Stephen David—1970
 Barber, Tyrus Turner—1917-22
 Barberie, Bret Edward—1996
 Barker, Richard Frank—1999
 Barnes, Roscoe Charles—1876-77
 Barney, Darwin James Kunane—2010-12
 Barragan, Facundo Anthony—1961-63
 Barrett, Michael Patrick—2004-07
 Barrett, Robert Schley—1923-25
 Barrett, Tracey Souter (also played as Richard Oliver Barrett)—1943
 Barry, John C.—1904-05
 Bartell, Richard William—1939
 Barton, Vincent David—1931-32

Bartosh, Clifford Paul—2005
 Bastian, Charles J.—1889
 Bates, John William—1914
 Batista, Miguel Descartes—1997
 Bauers, Russell Lee—1946
 Baumann, Frank Matt—1965
 Baumholtz, Frank Conrad—1949, 1951-55
 Bautista, Jose Joaquin (Arias)—1993-94
 Beals, Thomas L.—1880
 Beard, Charles David—1985
 Beaumont, Clarence Howeth—1910
 Beck, Clyde Eugene—1926-1930
 Beck, Rodney Roy—1998-99
 Becker, Heinz Reinhard—1943, 1945-46
 Beckert, Glenn Alfred—1965-73
 Beebe, Frederick Leonard—1906
 Beliveau, Jeffrey Ryan—2012
 Bell, George Antonio (Mathey)—1991
 Bell, Lester Rowland—1930-1931
 Bellhorn, Mark Christian—2002-03
 Beltran, Francis (Lebron)—2002, 2004
 Benes, Alan Paul—2002-2003
 Benton, Alfred Lee—1982
 Bere, Jason Philip—2001-02
 Berg, Justin Christopher—2009-11
 Berken, Jason Thomas—2012
 Berry, Jonas Arthur—1942
 Berryhill, Damon Scott—1987-91
 Bertell, Richard George—1960-65, 1967
 Bielaski, Oscar—1876
 Bielecki, Michael Joseph—1988-91
 Biittner, Lawrence David—1976-80
 Bilko, Stephen Thomas—1954
 Bird, James Douglas—1981-82
 Bishop, William Robinson—1889
 Bithorn, Hiram Gabriel (Sosa)—1942-43, 1946
 Blackburn, Earl Stuart—1917
 Blackwell, Timothy P.—1978-81
 Blatt, Richard Alan—1969
 Blair, Clarence Vick—1929-31
 Blake, John Frederick—1924-31
 Blanco, Andres Eloy—2009
 Blanco, Henry Ramon—2005-2008
 Blankenship, Kevin DeWayne—1988-90
 Blauser, Jeffrey Michael—1998-99
 Block, Seymour—1942, 1945-46
 Bobb, Mark Randall—1968-69
 Boccabella, John Dominic—1963-68
 Bolger, James Cyril—1955, 1957-58
 Bonds, Bobby Lee—1981
 Bonetti, Julio Giacomo—1940
 Bonham, William Gordon—1971-1977
 Bonura, Henry John—1940
 Borchers, George Benard—1888
 Bordi, Richard Albert—1983-84
 Borkowski, Robert Vilarian—1950-51
 Boros, Stephen—1963
 Borowski, Joseph Thomas—2001-05
 Borowy, Henry Ludwig—1945-48
 Boskie, Shawn Kealoha—1990-94
 Bosley, Thaddis Jr.—1983-86
 Botelho, Derek Wayne—1985
 Bottarini, John Charles—1937
 Botterfield, Kent Dennis—1996-97
 Bouchee, Edward Francis—1960-61
 Bourque, Patrick Daniel—1971-73
 Bowa, Lawrence Robert—1982-85
 Bowden, Michael Matthew—2012
 Bowen, Robert McClure—2007
 Bowie, Micah Andrew—1999
 Bowman, Robert James—1942
 Bowman, William George—1891
 Bradley, George Washington—1877
 Bradley, Milton Obelle—2009
 Bradley, William Joseph—1899-1900
 Bransfield, William Edward—1911
 Breeden, Danny Richard—1971
 Breeden, Harold Noel—1971
 Brennan, William Raymond—1993
 Bresnahan, Roger Philip—1900, 1913-15
 Brett, Herbert James—1924-25
 Brewer, James Thomas—1960-63
 Brewster, Charles Lawrence—1944
 Bridwell, Albert Henry—1913

NAMES AND NUMBERS

A total of 1,924 players have appeared in at least one game for the Chicago National League ball club. The team's single-season record for most players used is 53, set in 2012. That same season, the club used 30 pitchers, also a single-season franchise record.

The most popular last names in Cubs history belong to Smith (16), Johnson (12), Williams (10) and Brown (9). The longest last names in Cubs history — 13 letters each — belong to Gene DeMontreville (1899), Todd Hollandsworth (2004-05) and Ken Raffensberger (1940-41). There have been 19 Cubs with last names consisting of three letters, most recently Derrek Lee (2004-10), Felix Pie (2007-08), Chad Fox (2005, 2008-09) and Jake Fox (2007, 2009).

Briggs, Dan Lee—1982
 Briggs, Herbert Theodore—1896-98, 1904-05
 Briggs, Jonathon Tift—1956-58
 Bright, Harry James—1965
 Brillheart, James Benson—1927
 Brinkopf, Leon Clarence—1952
 Broberg, Peter Sven—1977
 Brock, Louis Clark—1961-64
 Brock, Tarrik Jumaan—2000
 Broglio, Ernest Gilbert—1964-66
 Bronkie, Herman Charles—1914
 Brooks, Jonathan Joseph (born Jonathan Joseph Brozek)—1925-26
 Brosnan, James Patrick—1954, 1956-58
 Brown, Brant Michael—1996-98, 2000
 Brown, Jophery Clifford—1968
 Brown, Joseph E.—1884
 Brown, Lewis J.—1879
 Brown, Mordecai Peter Centennial—1904-12, 1916
 Brown, Paul Percival—1909
 Brown, Roosevelt Lawayne—1999-2002
 Brown, Thomas Michael—1952-53
 Brown, Walter George—1925
 Browne, Byron Ellis—1965-67
 Browne, George Edward—1909
 Brumley, Anthony Michael—1987
 Brusstar, Warren Scott—1983-85
 Bryant, Claiborne Henry—1935-40
 Bryant, Donald Ray—1966
 Brynan, Charles Ruley—1888
 Buckner, William Joseph—1977-84
 Buechele, Steven Bernard—1992-95
 Bues, Arthur Frederick—1914
 Buford, Damon Jackson—2000-01
 Buhl, Robert Ray—1962-66
 Bullet, Scott Douglas—1995-96
 Bullinger, James Eric—1992-96
 Burdette, Freddie Thomason—1962-64
 Burdette, Selva Lewis—1964-65
 Burgess, Forrest Harrill—1949, 1951
 Burke, Leo Patrick—1963-65
 Burnitz, Jeromy Neal—2005
 Burns, Thomas Everett—1880-91
 Burris, Bertram Ray—1973-79
 Burrows, John—1943-1944
 Burton, Ellis Narrington—1963-65
 Burwell, Richard Matthew—1960-61
 Bush, Guy Terrell—1923-34
 Butler, John Stephen—1928
 Buzhardt, John William—1958-59
 Bynum, Freddie Lee—2006
 Byrd, Marlon Jerrard—2010-12
 Cabrera, Alberto Antonio—2012
 Cairo, Miguel Jesus—1997, 2001
 Callaghan, Martin Francis—1922-23
 Callahan, James Joseph—1897-1900
 Callison, John Wesley—1970-71
 Calmus, Richard Lee—1967
 Camilli, Adolph Louis—1933-34
 Camp, Llewellyn Robert—1893-94

C (151 PLAYERS)

Camp, Shawn Anthony—2012
 Camp, Winfield Scott—1894
 Campana, Anthony Edward—2011-12
 Campbell, Arthur Vincent—1908
 Campbell, Joseph Earl—1967
 Campbell, Michael Thomas—1996
 Campbell, Ronald Thomas—1964-66
 Campbell, William Gilthorpe—1933
 Campbell, William Richard—1982-83
 Canavan, James Edward—1892
 Cannizzaro, Christopher John—1971
 Capel, Michael Lee—1988
 Capilla, Douglas Edmund—1979-81
 Cardenal, Jose Rosario (Domec)—1972-77
 Cardenas, Adrian—2012
 Cardwell, Donald Eugene—1960-62
 Caridad, Esmaïlin Manuel—2009-10
 Carleton, James Otto—1935-38
 Carlsen, Donald Herbert—1948
 Carlson, Harold Gust—1927-30
 Carney, William John—1904
 Carpenter, Christopher John—2011
 Carpenter, Robert Louis—1947
 Carroll, Samuel Clifford—1890-91
 Carson, Albert James—1910
 Carter, Joseph Chris—1983
 Carter, Paul Warren—1916-20
 Carty, Ricardo Adolfo (Jacobo)—1973
 Caruthers, Robert Lee—1893
 Casey, Hugh Thomas—1935
 Casey, James Patrick—1903-05
 Cashner, Andrew Burton—2010-11
 Casian, Lawrence Paul—1995-97
 Cassidy, John P.—1878
 Castillo, Frank Anthony—1991-97
 Castillo, Lendy Enrique—2012
 Castillo, Wellington Andres—2010-12
 Castro, Starlin DeJesus—2010-12
 Caudill, William Holland—1979-81
 Cavaretta, Philip Joseph—1934-53
 Ceccarelli, Arthur Edward—1959-60
 Cedeno, Ronny Alexander—2005-08
 Cey, Ronald Charles—1983-86
 Chambers, Clifford Day—1948
 Chance, Frank Leroy—1898-1912
 Chapman, Harry E.—1912
 Chapman, Jaye Lawrence—2012
 Cheeves, Virgil Earl—1920-23
 Cheney, Laurance Russell—1911-15
 Cherry, Rocky Ty—2007
 Chiasson, Scott Christopher—2001-02
 Childs, Clarence Algernon—1900-01
 Childs, Peter Pierre—1901
 Chipman, Robert Howard—1944-49
 Chiti, Harry—1950-52, 1955-56
 Choi, Hee Seop—2002-03
 Christmas, Stephen Randall—1986
 Christopher, Loyd Eugene—1945
 Church, Emory Nicholas—1953-55
 Church, Leonard—1966
 Churry, John—1924-27
 Clark, Alfred Robert—1902
 Clark, David Earl—1990, 1997
 Clark, Mark Willard—1997-98
 Clarke, Henry Tefft—1898
 Clarke, Sumpter Mills—1920
 Clarke, Thomas Aloysius—1918
 Clarke, William H.—1888
 Clarkson, John Gibson—1884-87
 Clausen, Frederick William—1893-94
 Clemens, Clement Lambert (born Clement Lambert Ulatowski)—1916
 Clemens, Douglas Horace—1964-65
 Clement, Matthew Paul—2002-04
 Clevenger, Steven Scott—2011-12
 Cline, Tyrone Alexander—1966
 Clines, Eugene Anthony—1977-79
 Clingman, William Frederick—1900
 Clymer, Otis Edgar—1913
 Coakley, Andrew James—1908-09
 Coats, Buck — 2006
 Coffman, Kevin Reese—1990
 Cogan, Richard Henry—1899
 Coggins, Franklin—1972
 Cohen, Hyman—1955
 Colborn, James William—1969-71

Cole, David Bruce—1954
 Cole, Leonard Leslie—1909-12
 Coleman, Joseph Casey—2010-12
 Coleman, Joseph Howard—1976
 Collins, James Anthony—1937-38
 Collins, Philip Eugene—1923
 Collins, Robert Joseph—1940
 Collins, William Shirley—1911
 Collum, Jack Dean—1957
 Colvin, Tyler Eugene—2009-11
 Comellas, Jorge (Pous)—1945
 Compton, Robert Clinton—1972
 Congalton, William Millar—1902
 Connally, Fritzie Lee—1983
 Connor, James Matthew (born James Matthew O'Connor)—1892, 1897-99
 Connors, Kevin Joseph Aloysius—1951
 Connors, William Joseph—1966
 Cook, James Fitchie—1903
 Coomer, Ronald Bryan—2001
 Cooney, James Edward—1926-27
 Cooney, James Joseph—1890-92
 Cooper, Arley Wilbur—1925-26
 Cooper, Morton Cecil—1949
 Cooper, William Walker—1954-55
 Corcoran, Lawrence J.—1880-85
 Corcoran, Michael—1884
 Corpsas, Manuel—2012
 Corriden, John Michael Sr.—1913-15
 Corridon, Frank J.—1904
 Cosman, James Henry—1970
 Cotter, Harvey Louis—1922, 1924
 Cotter, Richard Raphael—1912
 Cottrell, Ensign Stover—1912
 Cotto, Henry (Suarez)—1984
 Cotts, Neal James—2007-09
 Coughlin, William Edward—1890
 Covington, John Wesley—1966
 Cowan, Billy Roland—1963-64
 Cox, Larry Eugene—1978, 1982
 Creek, Paul Douglas II—1999
 Crim, Charles Robert—1994
 Croft, Henry T.—1901
 Crosby, George Washington—1884
 Crosby, Kenneth Stewart—1975-76
 Cross, Joffre James—1948
 Cruz, Hector Louis (Dilan)—1978, 1981-82
 Cruz, Juan Carlos (Munoz)—2001-03
 Culler, Richard Broadus—1948
 Culp, Raymond Leonard Jr.—1967
 Cunnane, William Joseph—2002
 Cunningham, Ellsworth Elmer—1900-01
 Curley, Walter James—1899
 Currie, Clarence Franklin—1903
 Curtis, Clifton Garfield—1911
 Curtis, Jack Patrick—1961-62
 Cusick, John Peter—1951
 Cuyler, Hazen Shirley—1928-35
 Cvangros, Michael John—1929

D (97 PLAYERS)

Dahlen, William Frederick—1891-98
 Dahlgren, Ellsworth Tenney—1941-42
 Daily, Cornelius F.—1896
 Dallessandro, Nicholas Dominic—1940-44, 1946-47
 Dalrymple, Abner Frank—1879-86
 Daly, Thomas Daniel—1918-21
 Daly, Thomas Peter—1887-88
 Daniels, Kalvoski—1992
 Dark, Alvin Ralph—1958-59
 Darling, Conrad—1887-89
 Darwin, Arthur Bobby Lee—1977
 Descenzo, Douglas Craig—1988-92
 Davidson, William Simpson—1909
 Davis, Bryshear Barnett—1970-71
 Davis, Curtis Benton—1936-37
 Davis, Doug—2011
 Davis, Herman Thomas—1970, 1972
 Davis, James Bennett—1954-56
 Davis, Jody Richard—1981-88
 Davis, Ronald Gene—1986-87
 Davis, Steven Michael—1979
 Dawson, Andre Nolan—1987-92
 Day, Charles Frederick—1970
 Dayett, Brian Kelly—1985-87
 Deal, Charles Albert—1916-21
 Dean, Jay Hanna—1938-41

Dean, Wayland Ogden—1927
 Decker, George A.—1892-97
 Decker, George Henry—1969-72
 DeJesus, David Christopher—2012
 DeJesus, Ivan (Alvarez)—1977-81
 Delahanty, James Christopher—1901
 Del Greco, Robert George—1957
 Demaree, Albert Wentworth—1917
 Demaree, Joseph Franklin (born Joseph Franklin Dimaria)—1932-33, 1935-38
 Demarais, Frederick—1890
 DeMiller, Harry—1892
 Dempster, Ryan Scott—2004-12
 DeMontreville, Eugene Napoleon—1899
 Denzer, Roger—1897
 Dernier, Robert Eugene—1984-87
 DeRosa, Mark Thomas—2007-08
 Derrick, Claud Lester—1914
 Derringer, Samuel Paul—1943-45
 DeShields, Delino Lamont—2001-02
 Dettore, Thomas Anthony—1974-76
 DeWitt, Blake R.—2010-12
 Dexter, Charles Dana—1900-02
 Diamond, Thomas Niklaus—2010
 Diaz, Michael Anthony—1983
 Dickson, Lance Michael—1990
 DiFelice, Michael William—2004
 Dillard, Stephen Bradley—1979-81
 Dillhoefer, William Martin—1917
 Dilone, Miguel Angel (Reyes)—1979
 DiPino, Frank Michael—1986-88
 Distaso, Alec John—1969
 Dobbs, John Gordon—1902-03
 Dobernic, Andrew Joseph—1948-49
 Dolan, John—1895
 Dolan, Patrick Henry—1900-01
 Dolan, Thomas J.—1879
 Dolis, Rafael Jose—2011-12
 Donahue, Timothy Cornelius—1895-1900
 Donnelly, Edward Vincent—1959
 Donnelly, Franklin Marion—1893-94
 Doolan, Michael Joseph (born Michael Joseph Doolittle)—1916
 Dorsett, Brian Richard—1996
 Doscher, John Henry Jr.—1903
 Doscher, John Henry Sr.—1879
 Douglas, Phillip Brooks—1915, 1917-19
 Douthitt, Taylor Lee—1933
 Dowling, David Barclay—1966
 Downey, Thomas Edward—1912
 Downs, Jerome Willis—1912
 Downs, Scott Jeremy—2000
 Doyle, James Francis—1911
 Doyle, John Joseph—1901
 Doyle, Lawrence Joseph—1916-17
 Drabowsky, Myron Walter—1956-60
 Drake, Samuel Harrison—1960-61
 Drake, Solomon Louis—1956
 Driscoll, John Leo—1917
 Drott, Richard Fred—1957-61
 Dubiel, Walter John—1949-52
 Dubois, Jason Bradford—2004-05
 Duffy, Hugh—1888-89
 Dumovich, Nicholas—1923
 Duncan, Courtney Demond—2001-02
 Dunagan, James William Jr.—1970
 Dungan, Samuel Morrison—1892-94, 1900
 Dunn, Ronald Ray—1974-75
 Dunston, Shawon Donnell—1985-95, 1997
 Dunwoody, Todd Franklin—2001
 Durbin, Blaine Alphonsus—1907-08
 Durham, Leon—1981-1988
 Dwyer, John Francis—1888-89

E (38 PLAYERS)

Eaddy, Donald Johnson—1959
 Eagan, William—1893
 Earl, Howard J.—1890
 Earley, Arnold Carl—1966
 Eason, Malcolm Wayne—1900-02
 Easterwood, Roy Charles—1944
 Eastwick, Rawlins Jackson III—1981
 Eaves, Vallie Ennis—1941-42
 Echevarria, Angel Santos—2002
 Eckersley, Dennis Lee—1984-86
 Eden, Charles M.—1877
 Edens, Thomas Patrick—1995

Edmonds, James Patrick—2008
 Edwards, Charles Bruce—1951-52, 1954
 Edwards, Henry Albert—1949-1950
 Eggler, David Daniel—1877
 Eiteljorge, Edward Henry—1890
 Elia, Lee Constantine—1968
 Elko, Peter—1943-1944
 Elliott, Allen Clifford—1923-24
 Elliott, Carter Ward—1921
 Elliott, Harold B.—1916-18
 Ellis, James Russell—1967
 Ellsworth, Richard Clark—1958, 1960-66
 Elston, Donald Ray—1953, 1957-64
 Encarnacion, Mario Gonzalez—2002
 Engel, Steven Michael—1985
 English, Elwood George—1927-36
 Epperly, Albert Paul—1938
 Erickson, Paul Walford—1941-48
 Ernaga, Frank John—1957-58
 Erickson, Richard Merriwell—1942
 Estes, Aaron Shawn—2003
 Estrada, Charles Leonard—1966
 Eubanks, Uel Melvin—1922
 Everitt, William Lee—1895-1900
 Evers, John Joseph—1902-13
 Eyre, Scott Alan—2006-08

F (66 PLAYERS)

Fanning, William James—1954-57
 Fanzone, Carmen Ronald—1971-74
 Farnsworth, Kyle Lynn—1999-2004
 Farrell, Charles Andrew—1888-89
 Farrell, Edward Stephen—1930
 Fassero, Jeffrey Joseph—2001-02
 Fast, Darcy Rae—1968
 Faul, William Alvan—1965-66
 Fear, Luvern Carl—1952
 Felderman, Marvin Wilfred—1942
 Felske, John Frederick—1968
 Ferguson, Charles Augustus—1901
 Ferguson, Robert Vavasour—1878
 Fermin, Felix Jose (Minaya)—1996
 Fernandez, Frank—1971-72
 Figueroa, Jesus Maria (DeLeon)—1980
 Filer, Thomas Carson—1982
 Fischer, William Charles—1916
 Fisher, Robert Taylor—1914-15
 Fisher, William Charles—1877
 Fitzgerald, Howard Chumney—1922, 1924
 Flack, Max John—1916-22
 Flavin, John Thomas—1964
 Fleming, Leslie Fletcher—1942-44, 1946
 Fletcher, Scott Brian—1981-82
 Flint, Frank Sylvester—1879-89
 Flores, Jesse (Sandoval)—1942
 Floyd, Cornelius Clifford—2007
 Fluhrer, John Lister (also played as William G. Morris)—1915
 Flynn, George A.—1896
 Flynn, John A.—1886-87
 Fodge, Gene Arlan—1958
 Fondy, Dee Virgil—1951-1957
 Fontenot, Michael Eugene—2005, 2007-10
 Fontenot, Silton Ray—1985-86
 Foote, Barry Clifton—1979-81
 Fossas, Emilio Antonio—1998
 Foster, Elmer Ellsworth—1890-91
 Foster, Kevin Christopher—1994-98
 Fox, Jacob Quirin—2007, 2009
 Fox, Chad Douglas—2005, 2008-09
 Foxen, William Aloysius—1910-11
 Fox, James Emory—1942, 1944
 Frailing, Kenneth Douglas—1974-76
 France, Osman Beverly—1890
 Franco, Matthew Neil—1995
 Francona, Terry Jon—1986
 Fraser, Charles Carrollton—1907-09
 Frazier, George Allen—1984-86
 Freel, Ryan Paul—2009
 Freeman, Alexander Vernon—1921-22
 Freeman, Hershel Baskin—1958
 Freeman, Mark Price—1960
 Freese, George Walter—1961
 Freigau, Howard Earl—1925-27
 French, Lawrence Herbert—1935-41
 Frey, Linus Reinhard—1937, 1947
 Friberg, Bernard Albert (born Gustaf Bernhard

Friberg)—1919-20, 1922-25
 Friend, Daniel Sebastian—1895-98
 Friend, Owen Lacey—1955-56
 Fryman, Woodrow Thompson—1978
 Fuhr, Oscar Lawrence—1921
 Fukudome, Kosuke—2008-11
 Fuld, Samuel Babson—2007, 2009-10
 Fussell, Frederick Morris—1922-23
 Fyhrle, Michael Edwin—2001

G (110 PLAYERS)

Gabler, William Louis—1958
 Gabrielson, Leonard Gary—1964-65
 Gaetti, Gary Joseph—1998-99
 Gagliano, Philip Joseph—1970
 Galan, August John—1934-41
 Gallagher, Sean Patrick—2007-08
 Gamble, Oscar Charles—1969
 Gannon, William G.—1901
 Ganzel, John Henry—1900
 Garagiola, Joseph Henry—1953-54
 Garbark, Robert Michael (born Robert Michael Garbach)—1937-39
 Garces, Richard Aron (Mendoza)—1995
 Garciparras, Anthony Nomar—2004-05
 Gardner, James Anderson—1902
 Gardner, Richard Frank—1967
 Garbay, Daniel (Bravo)—2000
 Garman, Michael Douglas—1976
 Garrett, Henry Adrian—1970, 1973-75
 Garret, Virgil Cecil—1946
 Garvin, Virgil Lee—1899-1900
 Garza, Matthew Scott—2011-12
 Gassaway, Charles Cason—1944
 Gastfield, Edward—1885
 Gathright, Joey Renard—2009
 Gaub, John David—2011
 Gaudin, Chad Edward—2008
 Gaw, George Joseph—1920
 Geisel, John David—1978-79, 1981
 Geiss, Emil August—1887
 George, Charles Peter—1941
 Gerard, David Frederick—1962
 Gerberman, George Alois—1962
 Germano, Justin William—2012
 Gernert, Richard Edward—1960
 Gerut, Joseph D—2005
 Gessler, Harry Homer—1906
 Gibson, Robert Murray—1890
 Gigon, Norman Phillip—1967
 Gilbert, Charles Mader—1941-43, 1946
 Gill, John Wesley—1935-36
 Gillespie, Paul Allen—1942, 1944-45
 Girardi, Joseph Elliott—1989-92, 2000-02
 Giusti, David John—1977
 Glade, Frederick Monroe—1902
 Glanville, Douglas Metunwa—1996-97, 2003
 Gleeson, James Joseph—1939-40
 Glenalvin, Robert J. (born Rodney J. Dowling)—1890, 1893
 Glenn, Edward D.—1902
 Glenn, John W.—1876-77
 Gload, Ross Peter—2000
 Glossop, Alban—1946
 Goetz, John Hardy—1960
 Goldsmith, Fred Ernest—1880-84
 Golvin, Walter George—1922
 Gomez, Leonardo—1996
 Gonzalez, Alexander Scott—2002-04
 Gonzalez, Geremi Segundo (Acosta)—1997-98
 Gonzalez, Luis Emilio—1995-96
 Gonzalez, Miguel Angel (Cordero)—1925-29
 Gonzalez, Victor Raul—2000
 Good, Wilbur David—1911-15
 Goodman, Ival Richard—1943-44
 Goodwin, Curtis Lamar—1999
 Goodwin, Tom Jones—2003-04
 Gordon, Michael William—1977-78
 Gordon, Thomas—2001-02
 Gore, George F.—1879-86
 Gornicki, Henry Frank—1941
 Goryl, John Albert—1957-59
 Gorzelanny, Thomas Stephen—2009-10
 Gossage, Richard Michael—1988
 Grabarkewitz, Billy Cordell—1974
 Grabow, John William—2009-11
 Grace, Mark Eugene—1988-2000

Grace, Robert Earl—1929, 1931
 Graham, George Frederick—1903, 1911
 Grammas, Alexander Peter—1962-63
 Gramp, Henry Erhardt—1927, 1929
 Grant, Thomas Raymond—1983
 Grantham, George Farley—1922-24
 Graves, Joseph Ebenezer—1926
 Gress, Jeffrey Michael—2010
 Green, Edward—1898-1901
 Greenberg, Adam Daniel—2005
 Greene, Willie Louis—2000
 Gregg, Kevin Marschall—2009
 Gregory, Grover Leroy—1964
 Grieve, Benjamin—2004-05
 Griffin, James Linton—1911
 Griffin, Michael Leroy—1981
 Griffith, Clark Calvin—1893-1900
 Griffith, Frank Wesley—1892
 Griffith, Thomas Herman—1925
 Grigsby, Denver Clarence—1923-25
 Grimes, Burleigh Arland—1932-33
 Grimes, Oscar Ray Sr.—1921-24
 Grimm, Charles John—1925-36
 Gross, Gregory Eugene—1977-78
 Groth, Ernest John—1904
 Grudzielanek, Mark James—2003-04
 Gudat, Marvin John—1932
 Gumbert, Addison Courtney—1888-89, 1891-92
 Gumpert, David Lawrence—1985-86
 Gura, Lawrence Cyril—1970-73, 1985
 Gustine, Frank William—1949
 Guth, Charles J.—1880
 Guthrie, Mark Andrew—1999-00, 2003
 Gutierrez, Ricardo—2000-01
 Guzman, Angel Mosies (Tavera)—2006-09
 Guzman, Jose Alberto (Mirabal)—1993-94

H (149 PLAYERS)

Haas, George Edwin—1957
 Hack, Stanley Camfield—1932-47
 Hacker, Warren Louis—1948-56
 Hageman, Kurt Moritz—1914
 Hagerman, Zerah Zequiel—1909
 Hairston, Jerry Wayne Jr.—2005-06
 Hairston, John Louis—1969
 Hall, Andrew Clark—1986-88
 Hall, Jimmie Randolph—1969-70
 Hall, Melvin Jr.—1981-84
 Hallinan, James H.—1877-78
 Hamilton, Steve Absher—1972
 Hamner, Ralph Conant—1947-49
 Hands, William Alfred—1966-72
 Haney, Christopher Deane—1998
 Haney, Fred Girard—1927
 Haney, Todd Michael—1994-96
 Hankinson, Frank Edward—1878-79
 Hanlon, William Joseph—1903
 Hansen, David Andrew—1997
 Hanson, Earl Sylvester—1921
 Hanyzewski, Edward Michael—1942-46
 Harbidge, William Arthur—1878-79
 Harden, James Richard—2008-09
 Hardie, Louis W.—1886
 Hardin, William Edgar—1952
 Hardtke, Jason Robert—1998
 Hardy, David Alexander—2002-03
 Hardy, John Doolittle—1907
 Hargesheimer, Alan Robert—1983
 Hargrave, Eugene Franklin—1913-15
 Harkey, Michael Anthony—1988, 1990-93
 Harper, Charles William—1906
 Harrell, Raymond James—1939
 Harris, Brendan Michael—2004
 Harris, Leonard Anthony—2003
 Harris, Victor Lanier—1974-75
 Hart, Kevin Richard—2007-09
 Hartenstein, Charles Oscar—1965-68
 Hartnett, Charles Leo—1922-40
 Hartsel, Tully Frederick—1901
 Hartssock, Jeffrey Roger—1992
 Harvey, Ervin King—1900
 Hassey, Ronald William—1984
 Hatcher, William Augustus—1984-85
 Hatten, Joseph Hilarian—1951-52
 Hatton, Grady Edgebert—1960
 Hawkins, LaTroy—2004-05
 Hayden, John Francis—1908

Hayes, William Ernest—1980-81
 Healy, John J.—1889
 Heath, William Chris—1969
 Heathcote, Clifton Earl—1922-30
 Hebner, Richard Joseph—1984-85
 Hechinger, Michael Vincent—1912-13
 Hegan, James Edward—1960
 Heilman, Aaron Michael—2009
 Heist, Alfred Michael—1960-61
 Hemsley, Ralston Burdett—1931-32
 Henderson, Kenneth Joseph—1979-80
 Henderson, Stephen Curtis—1981-82
 Hendley, Charles Robert—1965-67
 Hendrick, Harvey—1933
 Hendricks, Elrod Jerome—1972
 Hendricks, John Charles—1902
 Hendrix, Claude Raymond—1916-20
 Hennsey, George—1945
 Henry, William Rodman—1958-59
 Henshaw, Roy Knikelbine—1933, 1935-36
 Heredia, Felix (Perez)—1998-2001
 Herman, Floyd Caves—1933-34
 Herman, William Jennings Bryan—1931-41
 Hermansen, Chad Bruce—2002
 Hermanski, Eugene Victor—1951-53
 Hernandez, Guillermo (Villanueva)—1977-83
 Hernandez, Jose Antonio (Figueroa)—1994-99, 2003
 Hernandez, Ramon (Gonzalez)—1968, 1976-77
 Hernandez, Salvador Jose (Ramos)—1942-43
 Hernon, Thomas H.—1897
 Herrmann, LeRoy George—1932-33
 Herrnstein, John Ellett—1966
 Herzog, Charles Lincoln—1919-20
 Hiatt, Jack E.—1970
 Hibbard, James Gregory—1993
 Hibbard, John Denison—1884
 Hickerson, Bryan David—1995
 Hickey, Edward A.—1901
 Hickman, James Lucius—1968-73
 Higbe, Walter Kirby—1937-1939
 Higginbotham, Irving Clinton—1909
 Hildebrand, R.E.—1902
 Hill, Glenallen—1993-94, 1998-2000
 Hill, Koyie Dolan—2007-12
 Hill, Richard Joseph—2005-08
 Hill, William Robert—2002-03
 Hillier, Frank Walter—1950-51
 Hillman, Darius Dutton—1955-59
 Hines, Paul A.—1876-77
 Hinshaw, Alexander Omar—2012
 Hiser, Gene Taylor—1971-75
 Hoak, Donald Albert—1956
 Hobbie, Glen Frederick—1957-64
 Hoeff, William Frederick—1965-66
 Hoffman, Guy Alan—1986
 Hoffman, Lawrence Charles—1901
 Hoffpauir, James Micah—2008-10
 Hofman, Arthur Frederick—1904-12, 1916
 Hogg, Carter Bradley—1915
 Hollandsworth, Todd Matthew—2004-05
 Holley, Edward Edgar—1928
 Hollins, Jessie Edward—1992
 Hollison, John Henry—1892
 Hollocher, Charles Jacob—1918-24
 Holm, William Frederick Henry—1943-44
 Holmes, Frederick C.—1904
 Holtzman, Kenneth Dale—1965-71, 1978-79
 Honan, Martin Weldon—1890-91
 Hooton, Burt Carlton—1971-75
 Horne, Berlyn Dale—1929
 Hornsby, Rogers—1929-32
 Hosley, Timothy Kenneth—1975-76
 Houseman, John Franklin—1894
 Houston, Tyler Sam—1996-99
 Howard, George Elmer—1907-09
 Howe, Calvin Earl—1952
 Howell, Jay Canfield—1981
 Howry, Bob Dean — 2006-08, 2010
 Hubbard, Michael Wayne—1995-97
 Hubbard, Trenidad Aviel—2003
 Hubbs, Kenneth Douglas—1961-63
 Hudson, John Wilson—1941
 Hughes, James Robert—1956
 Hughes, Joseph Thompson—1902
 Hughes, Roy John—1944-45
 Hughes, Terry Wayne—1970

Hughes, Thomas James—1900-01
 Hughes, James Ulysses—1893
 Humphreys, Robert William—1965
 Humphries, Albert—1913-15
 Hundley, Cecil Randolph—1966-73, 1976-77
 Hundley, Todd Randolph—2001-02
 Hunter, Herbert Harrison—1916-17
 Huntzinger, Walter Henry—1926
 Hurst, Frank O'Donnell—1934
 Huson, Jeffrey Kent—2000
 Hutchinson, Edwin Forrest—1890
 Hutchison, William Forrest—1889-95
 Hutson, George Herbert—1974

I (5 PLAYERS)

Isley, Blaise Francis—1994
 Irvin, Monford Merrill—1956
 Irwin, Charles Edwin—1893-95
 Isbell, William Frank—1898
 Izturis, Cesar David — 2006-07

J (49 PLAYERS)

Jackson, Brett Elliott—2012
 Jackson, Damian Jacques—2004
 Jackson, Danny Lynn—1991-192
 Jackson, Darrin Jay—1985, 1987-89
 Jackson, Lawrence Curtis—1963-66
 Jackson, Louis Clarence—1958-59
 Jackson, Ransom Joseph—1950-55, 1959
 Jacobs, Anthony Robert—1948
 Jacobs, Morris Elmore—1902
 Jacobs, Raymond Frederick—1928
 Jacobs, William Elmer—1924-25
 Jacobson, Merwin John William—1916
 Jaeckel, Paul Henry—1964
 Jaeger, Joseph Peter—1920
 Jahn, Arthur Charles—1925
 James, Cleo Joel—1970-71, 1973
 James, Richard Lee—1967
 Jeffcoat, Harold Bentley—1948-55
 Jelincich, Frank Anthony—1941
 Jenkins, Ferguson Arthur—1966-73, 1982-83
 Jennings, James Douglas—1993
 Jennings, Robin Christopher—1996-97, 1999
 Jestadt, Garry Arthur—1971
 Jimenez, Manuel Emilio (Rivera)—1969
 Johnson, Abraham—1893
 Johnson, Benjamin Franklin—1959-60
 Johnson, Clifford Jr.—1980
 Johnson, David Allen—1978
 Johnson, Donald Spore—1943-48
 Johnson, Howard Michael—1995
 Johnson, Kenneth Lance—1997-99
 Johnson, Kenneth Travis—1969
 Johnson, Louis Brown—1960, 1968
 Johnson, Reed Cameron—2008-09, 2011-12
 Johnson, Richard Allan—1958
 Johnson, William Charles—1983-84
 Johnston, James Harle—1914
 Johnstone, John William Jr.—1982-84
 Joiner, Roy Merrill—1934-35
 Jones, Charles Wesley (also played as Benjamin Wesley Rippay)—1877
 Jones, Clarence Woodrow—1967-68
 Jones, David Jefferson—1902-04
 Jones, Douglas Reid—1996
 Jones, Jacques Dewayne — 2006-07
 Jones, Percy Lee—1920-22, 1925-28
 Jones, Samuel—1955-56
 Jones, Sheldon Leslie—1953
 Jonnard, Claude Alfred—1929
 Jorges, William Frederick—1931-38, 1946-47

K (76 PLAYERS)

Kahoe, Michael Joseph—1901-02, 1907
 Kaiser, Alfred Edward—1911
 Kaiser, Clyde Donald—1955-57
 Kane, John Francis—1909-10
 Karchner, Matthew Dean—1998-2000
 Karros, Eric Peter—2003
 Katoll, John—1898-99
 Kaufmann, Anthony Charles—1921-27
 Kearns, Edward Joseph—1924-25
 Keating, Walter Francis—1913-15
 Keen, Howard Victor—1921-25
 Kelleher, John Patrick—1921-23
 Kelleher, Michael Dennis—1976-80
 Kellert, Frank William—1956

Kelly, George Lange—1930
 Kelly, Joseph Henry—1916
 Kelly, Joseph James—1926, 1928
 Kelly, Michael Joseph—1880-86
 Kelly, Robert Edward—1951-53
 Kelton, David Wayne—2003-04
 Kendall, Jason Daniel—2007
 Kennedy, Junior Raymond—1982-83
 Kennedy, Sherman Montgomery—1902
 Kennedy, Theodore A.—1885
 Keough, Matthew Lon—1986
 Keough, Richard Martin—1966
 Kerr, John Melville—1925
 Kessinger, Donald Eulon—1964-75
 Kieschnick, Michael Brooks—1996-97
 Kilduff, Peter John—1917-19
 Kilgus, Paul Nelson—1989
 Killefer, William Lavier—1918-21
 Killen, Frank Bissell—1900
 Kilroy, Matthew Aloysius—1898
 Kimball, Newell W.—1937-38
 Kimm, Bruce Edward—1979
 Kindall, Gerald Donald—1956-58, 1960-61
 Kiner, Ralph McPherran—1953-54
 King, Charles Gilbert—1958-59
 King, James Hubert—1955-56
 King, Raymond Keith—1999
 Kingman, David Arthur—1978-80
 Kinzie, Walter Harris—1884
 Kirby, James Herschel—1949
 Kitsos, Christopher Anastos—1954
 Kittridge, Malachi Jeddidah—1890-97
 Klein, Charles Herbert—1934-36
 Kling, John—1900-08, 1910-11
 Klippstein, John Calvin—1950-54
 Klugmann, Joe—1921-22
 Kmak, Joseph Robert—1995
 Knabe, Franz Otto—1916
 Knisely, Peter Cole—1913-15
 Knowles, Darold Duane—1975-76
 Koenig, Mark Anthony—1932-33
 Koestner, Elmer Joseph—1914
 Koonce, Calvin Lee—1962-67
 Koronka, John Vincent—2005
 Korwan, James—1897
 Kowalik, Fabian Lorenz—1935-36
 Kraemer, Joseph Wayne—1989-90
 Kramer, Randall John—1990
 Kravec, Kenneth Peter—1981-82
 Kreevich, Michael Andreas—1931
 Kreitner, Albert Joseph—1943-44
 Kremmel, James Louis—1974
 Krieg, William Frederick—1885
 Krock, August H.—1888-89
 Krohn, Floyd Myron—1908-10
 Krug, Everett Ben—1965-66
 Krug, Gary Eugene—1981
 Krug, Martin John—1922
 Krukow, Michael Edward—1976-81
 Kuenn, Harvey Edward—1965-66
 Kunkel, Jeffrey William—1992
 Kush, Emil Benedict—1941-42, 1946-49

L (82 PLAYERS)

LaCock, Ralph Pierre II—1972-76
 Lade, Doyle Marion—1946-50
 LaHair, Bryan Allan—2011-12
 Lake, Steven Michael—1983-86, 1993
 Lalli, Blake—2012
 Lamabe, John Alexander—1968
 Lamer, Pierre—1902
 Lamp, Dennis Patrick—1977-80
 Lancaster, Lester Wayne—1987-91
 Landrith, Hobert Neal—1956
 Landrum, Cedric Bernard—1991
 Landrum, Donald LeRoy—1962-65
 Landrum, Thomas William—1988
 Lanfranconi, Walter Oswald—1941
 Lange, William Alexander—1893-99
 Larkin, Frank S.—1878-79
 LaRoche, David Eugene—1973-74
 LaRose, Victor Raymond—1968
 Larsen, Don James—1967
 Larson, Daniel James—1982
 LaRussa, Anthony—1973
 Lary, Alfred Allen—1954-55, 1962
 Lauer, John Charles—1890

Lavender, James Sanford—1912-16
 Law, Vance Aaron—1988-89
 Lawton, Matthew—2005
 Lazzeri, Anthony Michael—1938
 Leach, Thomas William—1912-14
 Lear, Frederick Francis—1918-19
 Leathers, Harold Langford—1920
 Lee, Derrek Leon—2004-10
 Lee, Donald Edward—1966
 Lee, Thomas Frank—1884
 Lee, William Crutcher—1934-43, 1947
 Lefferts, Craig Lindsay—1983
 Leibert, Henry Edward—1939-41
 Leicester, Jonathan David—2004-05
 Leifield, Albert Peter—1912-13
 LeMahieu, David J.—2011
 LeMay, Richard Paul—1963
 Lemonds, David Lee—1969
 Lennon, Robert Albert—1957
 Lennox, James Edgar—1912
 Leonard, Emil John—1949-53
 Leslie, Roy Reid—1917
 Lewis, Darren Joel—2002
 Lezcano, Carlos Manuel (Rubio)—1980-81
 Lieber, Jonathan Ray—1999-2002, 2008
 Lillard, Robert Eugene—1936, 1939
 Lilly, Theodore Roosevelt—2007-10
 Lindstrom, Frederick Charles (born Frederick Anthony Lindstrom)—1935
 Liniak, Cole Edward—1999-2000
 Littlefield, Richard Bernard—1957
 Littrell, Jack Napier—1957
 Livingston, Thompson Orville—1943, 1945-47
 Lobert, John Bernard—1905
 Locker, Robert Awtry—1973, 1975
 Lofton, Kenneth—2003
 Logan, Robert Dean—1937-38
 Long, Richard Dale—1957-59
 Long, William Douglas—1990
 Lopes, David Earl—1984-86
 Lopez, Rodrigo (Munoz)—2011
 Lorraine, Andrew Jason—1999-2000
 Loviglio, John Paul—1983
 Lowdermilk, Grover Cleveland—1912
 Lowe, Robert Lincoln—1902-03
 Lowery, Quenton Terrell—1997-98
 Lown, Omar Joseph—1951-54, 1956-58
 Lowrey, Harry Lee—1942-43, 1945-49
 Luby, John Perkins—1890-92
 Luderus, Frederick William—1909-10
 Lum, Michael Ken-Wai—1981
 Lundgren, Carl Leonard—1902-09
 Lundstedt, Thomas Robert—1973-74
 Lynch, Edward Francis—1986-87
 Lynch, Henry W.—1893
 Lynch, Matt Daniel—1948
 Lynch, Michael Joseph—1902
 Lynch, Thomas S.—1884
 Lynn, Japhet Monroe—1944
 Lytle, Edward Benson—1890

M (204 PLAYERS)

Mabry, John Steven—2006
 Machado, Robert Alexis—2001-02
 Macias, Jose Prado (Salazar)—2004-05
 Mack, Raymond James (born Raymond James Mickovsky)—1947
 Mack, William Francis—1908
 Macko, Steven Joseph—1979-80
 Madden, Leonard Joseph—1912
 Maddern, Clarence James—1946, 1948-49
 Maddux, Gregory Alan—1986-92, 2004-06
 Madlock, Bill Jr.—1974-76
 Madrid, Salvador—1947
 Magadan, David Joseph—1996
 Magee, Leo Christopher (born Leopold Christopher Hoernchemeyer)—1919
 Magoon, George Henry—1899
 Maguire, Frederick Edward—1928
 Mahay, Ronald Matthew—2001-02
 Maholm, Paul G.—2012
 Mahomes, Patrick Lavan—2002
 Mahoney, Michael John—2000, 2002
 Maine, Scott—2010-12
 Mains, Willard Eben—1888
 Mairesna, Oswaldo Antonio—2000
 Maisel, George John—1921-22

Maksudian, Michael Bryant—1994
 Malarkey, John S.—1899
 Maldonado, Candido (Guadarrama)—1993
 Malone, Perce Leigh—1928-34
 Maloney, William Alphonse—1905
 Mancuso, August Rodney—1939
 Manders, Harold Carl—1946
 Mann, Ben Garth—1944
 Mann, Leslie—1916-19
 Manville, Richard Wesley—1952
 Maranville, Walter James Vincent—1925
 Marquez, Gonzalo Enrique (Mora)—1973-74
 Marquez, Luis Angel (Sanchez)—1954
 Marmol, Carlos Agustin—2006-12
 Marquis, Jason Scott—2007-08
 Marriott, William Earl—1917, 1920-21
 Marshall, Rufus James—1958-59
 Marshall, Sean Christopher—2006-11
 Marshall, William Riddle—1908
 Martin, Elwood Good—1918-22
 Martin, Frank—1898
 Martin, Jerry Lindsey—1979-80
 Martin, Joseph Clifton—1970-72
 Martin, Joseph Michael—1986
 Martin, Morris Webster—1959
 Martin, Stuart McGuire—1943
 Martinez, Angel Sandy—1998-99
 Martinez, Carmelo (Salgado)—1983
 Martinez, David—1986-88, 2000
 Martinez, Ramon E.—2003-04
 Marty, Joseph Anton—1937-39
 Martz, Randy Carl—1980-82
 Mason, Michael Paul—1987
 Massa, Gordon Richard—1957-58
 Mateo, Juan Manuel—2006
 Mateo, Marcos Aurelio (Lora)—2010-11
 Mather, Joseph Paul—2012
 Mathews, Nelson Elmer—1960-63
 Matthews, Gary Nathaniel—1984-87
 Matthews Jr., Gary Nathaniel—2000-01
 Mattick, Robert James—1938-40
 Mauch, Gene William—1948-49
 Mauck, Alfred Maris—1893
 Mauro, Carmen Louis—1948, 1950-51
 Maxwell, Ramon Ramond—1998
 May, Derrick Brant—1990-94
 May, Frank Spruiell—1931-32
 May, Scott Francis—1991
 Mayer, Edwin David—1957-58
 McAfee, William Fort—1930
 McAnany, James—1961-62
 McAuley, James Earl—1925
 McBride, Algernon Griggs—1896
 McCabe, William Francis—1918-20
 McCall, Robert Leonard—1948
 McCarthy, Alexander George—1915-16
 McCarthy, John Arthur—1900, 1903-05
 McCauley, James Adelbert—1885
 McChesney, Harry Vincent—1904
 McClain, Scott Michael—2005
 McClellan, William Henry—1878
 McClendon, Lloyd Glenn—1989-90
 McConnell, George Neely—1914, 1916
 McCormick, James—1885-86
 McCormick, William J.—1896-1901
 McCullough, Clyde Edward—1940-43, 1946-48, 1953-56
 McDaniel, Lyndall Dale—1963-65
 McDonald, Edward C.—1913
 McElroy, Charles Dwayne—1991-93
 McFarland, Lamont Amos—1895-96
 McGee, Casey Michael—2008
 McGill, William Vaness—1893-94
 McGinn, Daniel Michael—1972
 McGinnis, August—1893
 McGlothen, Lynn Everett—1978-81
 McGriff, Frederick Stanley—2001-02
 McIntire, John Reid—1910-12
 McKnight, James Arthur—1960, 1962
 McLarry, Howard Zell—1915
 McLean, John Bannerman—1903
 McLish, Calvin Coolidge Julius Caesar Tuskahoma—1949, 1951
 McMath, Jimmy Lee—1968
 McMillan, Norman Alexis—1928-29
 McNichol, Brian David—1999

McRae, Brian Wesley—1995-97
 McVey, Calvin Alexander—1876-77
 Meakim, George Clinton—1892
 Meers, Russell Harlan—1941, 1946-47
 Meier, David Keith—1988
 Mejias, Samuel Elias—1979
 Menefee, John—1900-1903
 Meoli, Rudolph Bartholomew—1978
 Merced, Orlando Luis (Villanueva)—1998
 Meridith, Ronald Knox—1894-85
 Mercker, Kent Franklin—2004
 Merkle, Frederick Charles—1917-20
 Merriman, Lloyd Archer—1956
 Merritt, William Henry—1891
 Mertes, Samuel Blair—1898-1900
 Merullo, Leonard Richard—1941-47
 Mesner, Stephan Mathias—1938-39
 Metkovich, George Michael—1953
 Metzger, Roger Henry—1970
 Metzler, Alexander—1925
 Meyer, Lambert Dalton—1937
 Meyer, Russell Charles—1946-48, 1956
 Meyers, Chad William—1999-2001
 Michaels, Ralph Joseph—1924-26
 Mickelson, Edward Allen—1957
 Mieske, Matthew Todd—1998
 Mikkelsen, Peter James—1967-68
 Miklos, John Joseph—1944
 Miksis, Edward Thomas—1951-56
 Miles, Aaron Wade—2009
 Miller, Dakin Evans—1902
 Miller, Damian Donald—2003
 Miller, John Anthony—1947
 Miller, Kurt Everett—1998-99
 Miller, Lawrence H.—1922-25
 Miller, Robert Lane (born Robert Lane Gemeinweiser)—1970-71
 Miller, Roy Oscar—1910
 Miller, Wade Thomas—2006-07
 Miller, Ward Taylor—1912-13
 Milstead, George Earl—1924-26
 Minner, Paul Edison—1950-56
 Mitchell, Michael Francis—1913
 Mitre, Sergio Armando—2003-05
 Mitterwald, George Eugene—1974-77
 Moisan, William Joseph—1953
 Molina, Jose Benjamin (Matta)—1999
 Molinaro, Robert Joseph—1982
 Mollwitz, Frederick August—1913-14, 1916
 Monday, Robert James—1972-76
 Monroe, Craig Keystone—2007
 Montañez, Luis Anibal—2011
 Montreuil, Allan Arthur—1972
 Moore, George Henry—1886
 Moore, Charles Wesley—1912
 Moore, Donnie Ray—1975, 1977-79
 Moore, Earl Alonzo—1913
 Moore, John Francis—1928-29, 1931-32, 1945
 Moore, Scott Alan—2006-07
 Moody, J.T.—1940-1943
 Morales, Julio Ruben (Torres)—1974-77, 1981-83
 Moran, Patrick Joseph—1906-09
 Moran, William L.—1895
 Morandini, Michael Robert—1998-99
 Morehead, Ramon Marvin—1959-60
 Morel, Ramon Rafael—1997
 Moreland, Bobby Keith—1982-87
 Morgan, Michael Thomas—1992-95, 1998
 Morgan, Robert Morris—1957-58
 Morgan, Vernon Thomas—1954-55
 Morhardt, Meredith Goodwin—1961-62
 Moriarty, George Joseph—1903-04
 Moroney, James Francis—1912
 Morris, Walter Edward—1922
 Morrissey, Michael Joseph—1902
 Moryn, Walter Joseph—1956-1960
 Moskau, Paul Richard—1983
 Mosloff, James Frederick—1933
 Moss, Charles Malcolm—1930
 Moyer, Jamie—1986-88
 Mudrock, Philip Ray—1963
 Mueller, William Richard—2001-02
 Mulholland, Terence John—1997-99
 Mulligan, Edward Joseph—1915-16
 Mumphy, Jerry Wayne—1986-88
 Muncrief, Robert Cleveland—1949

Munson, Joseph Martin Napoleon (born Joseph Martin Napoleon Carlson)—1925-26
 Murcer, Bobby Ray—1977-79
 Murphy, Daniel Francis—1960-62
 Murray, Anthony Joseph—1923
 Murray, Calvin Duane—2004
 Murray, James Oscar—1902
 Murray, John Joseph—1915
 Murtton, Matthew Henry—2005-08
 Myers, Randall Kirk—1993-95
 Myers, Richard—1956

N (39 PLAYERS)

Nabholz, Christopher William—1995
 Nady, Xavier Clifford VI—2010
 Nagle, Thomas Edward—1890-91
 Napier, Skelton LeRoy—1918
 Nation, Joseph Paul—2000
 Navarro, Jaime—1995-96
 Needham, Thomas Joseph—1909-14
 Neeman, Calvin Amandus—1957-60
 Nefn, Arthur Neukom—1927-29
 Nelson, Lynn Bernard—1930, 1933-34
 Nen, Richard LeRoy—1968
 Nevin, Phillip Joseph—2006
 Newkirk, Joel Inez—1919-20
 Newman, Charles—1892
 Newman, Raymond Francis—1971
 Newsom, Louis Norman—1932
 Nichols, Arthur Francis (born Arthur Francis Meikle)—1898-1900
 Nichols, Dolan Levon—1958
 Nicholson, William Beck—1939-48
 Nicol, George Edward—1891
 Nicol, Hugh—1881-82
 Niekro, Joseph Franklin—1967-69
 Nieves, Jose Miguel (Pinto)—1998-2000
 Nipper, Albert Samuel—1988
 Noce, Paul David—1987
 Noles, Dickie Ray—1982-84, 1987
 Noonan, Peter John—1906
 Nordhagen, Wayne Oren—1983
 Noren, Irving Arnold—1959-1960
 Norman, Freddie Hubert—1964, 1966-67
 North, William Alex—1971-1972
 Northey, Ronald James—1950, 1952
 Norton, Phillip Douglas—2000, 2003
 Nottebart, Donald Edward—1969
 Novikoff, Louis Alexander—1941-44
 Novoa, Roberto—2005-06
 Novotney, Ralph Joseph—1949
 Nunez, Jose (Jiminez)—1990
 Nye, Richard Raymond—1966-69

O (33 PLAYERS)

O'Berry, Preston Michael—1980
 O'Brien, John J.—1893
 O'Brien, Peter James—1890
 O'Connor, John Charles—1916
 O'Dea, James Kenneth—1935-38
 O'Farrell, Robert Arthur—1915-25, 1934
 O'Hagen, Harry P.—1902
 Ohman, William McDaniel—2000-01, 2005-07
 Ojeda, Octavio—2000-03
 O'Leary, Troy Franklin—2003
 Oliver, Eugene George—1968-69
 Oliver, Nathaniel—1969
 Olsen, Bernard Charles—1941
 Olsen, Vern Jarl—1939-42, 1946
 O'Malley, Ryan Joseph—2006
 O'Neill, John Joseph—1904-05
 O'Neill, Robert Emmett—1946
 Ontiveros, Steven Robert—1977-80
 Ordonez, Reynaldo—2004
 Orie, Kevin Leonard—1997-98, 2002
 Ortiz, Jose Luis (Irizarry)—1971
 Ortiz, Ramon Diogenes (Ortiz)—2011
 Osborn, John Bode—1925-27, 1929-30
 Osborne, Donovan—2002
 Osborne, Earnest Preston—1922-24
 Ostrowski, John Thaddeus—1943-46
 Otero, Regino Jose (Gomez)—1945
 Ott, William Joseph—1962, 1964
 Otto, David Alan—1994
 Overall, Orval—1906-10, 1913
 Ovitiz, Ernest Gayhart—1911
 Owen, Arnold Malcolm—1949-51
 Owen, Dave—1983-85

P (94 PLAYERS)

Packard, Eugene Milo—1916-17
 Pafko, Andrew—1943-51
 Pagan, Angel—2006-07
 Page, Vance Linwood—1938-41
 Pagel, Karl Douglas—1978-79
 Pall, Donn Steven—1994
 Palmeiro, Rafael (Corrales)—1986-88
 Pappas, Erik Daniel—1991
 Pappas, Milton Stephen (born Miltiades Stergios Papastegios)—1970-73
 Parent, Mark Alan—1994-95
 Parker, Harley Park—1893, 1895-96
 Parker, Richard Blake—2012
 Parmelee, LeRoy Earl—1937
 Parrott, Thomas William—1893
 Parrott, Walter Edward—1892-95
 Paskert, George Henry—1918-20
 Passeau, Claude William—1939-47
 Patterson, Donald Corey—2000-05
 Patterson, Eric Scott—2007-08
 Patterson, Kenneth Brian—1992
 Patterson, Reginald Allen—1983-85
 Patterson, Robert Chandler—1996-98
 Patton, David Christopher—2009
 Paul, Joshua William—2003
 Paul, Michael George—1973-74
 Pavlas, David Lee Jr.—1990-91
 Pawelek, Theodore John—1946
 Pearce, George Thomas—1912-16
 Pechous, Charles Edward—1916-17
 Pedre, Jorge Enrique—1992
 Pedros, Charles P.—1902
 Peña, Carlos Felipe—2011
 Pena, Roberto Cesar (Zapata)—1965-66
 Penner, Kenneth William—1929
 Peptonite, Joseph Anthony—1970-73
 Perez, Michael Irvin—1995-96
 Perez, Neifi Neftali (Diaz)—2004-06
 Perez, Yorkis Miguel (Vargas)—1991
 Perkowski, Harry Walter—1955
 Perlman, Jonathan Samuel—1985
 Perry, Herbert Scott—1916
 Perry, William Patrick—1988-89
 Peters, John Paul—1876-77, 1879
 Petrick, William John III—2007
 Pettit, Robert Henry—1887-88
 Petty, Jesse Lee—1930
 Pfeffer, Francis Xavier—1905, 1910
 Pfeffer, Nathaniel Frederick—1883-89, 1891, 1896-97
 Pfister, John Albert (born John Albert Hagenbush)—1906-11
 Phelan, Arthur Thomas—1913-15
 Phelps, Ernest Gordon—1933-34
 Phillips, Adolfo Emilio (Lopez)—1966-69
 Phillips, William Taylor—1958-59
 Phoebeus, Thomas Harold—1972
 Phyle, William Joseph—1898-99
 Pick, Charles Thomas—1918-19
 Pick, Edgar Everett—1927
 Pico, Jeffrey Mark—1988-90
 Pie, Felix—2007-08
 Pierce, Raymond Lester—1924
 Piercy, Andrew J.—1881
 Piercy, William Benton—1926
 Pierre, Juan D'Vaughn—2006
 Pignatiello, Carmen Peter—2007-08
 Piktuzis, George Richard—1956
 Pina, Horacio (Garcia)—1974
 Pisciotta, Marc George—1997-98
 Pittinger, Clarke Alonzo—1925
 Pizarro, Juan Roman (Cordova)—1970-73
 Platt, Mizell George—1942-43
 Plesac, Daniel Thomas—1993-94
 Plummer, William Francis—1968
 Poholsky, Thomas George—1957
 Pollet, Howard Joseph—1953-55
 Ponder, Charles Elmer—1921
 Poorman, Thomas Iverson—1880
 Popovich, Paul Edward—1964, 1966-67, 1969-73
 Porter, Marquis Donnell—1999
 Porterfield, Erwin Coolidge—1959
 Powell, William Burris—1912
 Powers, Phillip B.—1878
 Prall, Wilfred Anthony—1975
 Pramesa, John Steven—1952

Pratt, Andrew Elias—2004
 Pratt, Todd Alan—1995
 Prendergast, Michael Thomas—1916-17
 Pressnell, Forest Charles—1941-42
 Prim, Raymond Lee—1943, 1945-46
 Prince, Donald Mark—1962
 Prior, Mark William—2002-06
 Proly, Michael James—1982-83
 Putman, Eddy William—1976, 1978
 Pyecha, John Nicholas—1954
 Pyle, Harry Thomas—1887

Q (7 PLAYERS)

Qualls, James Robert—1969
 Quest, Joseph L.—1879-1882
 Quevedo, Ruben Eduardo (Yetez)—2000
 Quinn, Frank J.—1899
 Quinn, Joseph C.—1877
 Quinn, Wellington Hunt—1941
 Quinones, Luis Raul (Torruellas)—1987

R (93 PLAYERS)

Radatz, Richard Raymond—1967
 Rader, David Martin—1978
 Raffensberger, Kenneth David—1940-41
 Ragan, Don Carlos Patrick—1909
 Rain, Steven Nicholas—1999-2000
 Rainey, Charles David—1983-84
 Raley, Brooks Lee—2012
 Ramazzotti, Robert Louis—1949-53
 Ramirez, Aramis (Nin)—2003-11
 Ramos, Domingo Antonio (DeRamos)—1989-90
 Ramsdell, James Willard—1952
 Ramsey, Fernando David—1992
 Randall, Newton J.—1907
 Randle, Leonard Shenoff—1980
 Ranew, Merritt Thomas—1963-64
 Rapada, Clayton Anthony—2007
 Rasmussen, Dennis Lee—1992
 Raub, Thomas Jefferson—1903
 Raudman, Robert Joyce—1966-67
 Raymer, Frederick Charles—1901
 Reberger, Frank Beall—1968
 Recker, Anthony Vito—2012
 Reed, Jeffrey Scott—1999-2000
 Regan, Philip Raymond—1968-72
 Reich, Herman Charles—1949
 Reilly, Charles—1896
 Reilly, Harold John—1919
 Reitz, Kenneth John—1981
 Reis, Lawrence P.—1877-1878
 Remlinger, Michael John—2003-05
 Remsen, John Jay—1878-79
 Renfro, Cohen Williams—1991
 Renko, Steven—1976-77
 Restovich, Michael Jerome—2006
 Reulbach, Edward Marvin—1905-13
 Reuschel, Paul Richard—1975-78
 Reuschel, Ricky Eugene—1972-81, 1983-84
 Reyes, Jose Ariel (Ramirez)—2006
 Reynolds, Archie Edward—1968-70
 Reynolds, Carl Nettles—1937-39
 Rhoads, Robert Barton—1902
 Rhodes, Karl Derrick—1993-95
 Rice, Delbert—1960
 Rice, Harold Houston—1954
 Rice, Leonard Oliver—1945
 Richards, Fred Charles—1951
 Richbourg, Lance Clayton—1932
 Richie, Lewis A.—1910-1913
 Richmond, Beryl Justice—1933
 Richter, Emil Henry—1911
 Rickert, Marvin August—1942, 1946-47
 Riley, George Michael—1979-80
 Ripley, Allen Stevens—1982
 Rivera, Roberto (Diaz)—1995
 Rizzo, Anthony Vincent—2012
 Roach, Melvin Earl—1961
 Roach, Rudolph Charles (born Rudolph Charles Weichbrodt)—1899
 Roat, Frederick R.—1892
 Roberson, Kevin Lynn—1993-95
 Roberts, David Arthur—1977-78
 Roberts, Robin Evan—1966
 Robertson, Daryl Berdene—1962
 Robertson, Davis Aydelotte—1919-21
 Robertson, Donald Alexander—1954
 Robinson, Jeffrey Daniel—1992

Rodgers, Kenneth Andre Ian—1961-64
 Rodriguez, Fernando Pedro (Borrego)—1958
 Rodriguez, Henry Anderson (Garcia)—1998-2000
 Rodriguez, Roberto (Munoz)—1970
 Rogell, William George—1940
 Rohn, Daniel Jay—1983-84
 Rojas, Melquiades (Medrano)—1997
 Roomes, Rolando Audley—1988
 Root, Charles Henry—1926-41
 Rosello, David (Rodriguez)—1972-77
 Ross, Gary Douglas—1968-69
 Rowan, John Albert—1911
 Rowdon, Wade Lee—1987
 Rowe, David Elwood—1877
 Roy, Luther Franklin—1927
 Roznovsky, Victor Joseph—1964-65
 Rudolph, John Herman—1904
 Rudolph, Kenneth Victor—1969-73
 Ruether, Walter Henry—1917
 Rusch, Glendon James—2004-06
 Rush, Robert Ransom—1948-57
 Rusin, Christopher Patrick—2012
 Russell, Glen David—1939-42
 Russell, Jack Erwin—1938-39
 Russell, James Clayton—2010-12
 Ruthven, Richard David—1983-86
 Ryan, Jimmy Edward—1885-89, 1891-1900
 Ryu, Jae Kuk—2006

S (188 PLAYERS)

Saier, Victor Sylvester—1911-17
 St. Vrain, James Marcellin—1902
 Salazar, Argenis Antonio (Yopez)—1988
 Salazar, Luis Ernesto (Garcia)—1989-92
 Samardzija, Jeffrey Alan—2008-12
 Sanchez, Felix Antonio—2003
 Sanchez, Jesus Paulino—2002
 Sanchez, Rey Francisco (Guadalupe)—1991-97
 Sandberg, Ryne Dee—1982-94, 1996-97
 Sanders, Scott Gerald—1999
 Sanderson, Scott Douglas—1984-89
 Santiago, Benito (Rivera)—1999
 Santo, Ronald Edward—1960-73
 Sappelt, David J.—2012
 Sauer, Edward—1943-45
 Sauer, Henry John—1949-1955
 Savage, Theodore Edmund Jr. (born Ephesian Savage)—1967-68
 Sawatski, Carl Ernest—1948, 1950, 1953
 Scales, Bobby Leon—2009-10
 Scanlan, Robert Guy Jr.—1991-93
 Schaefer, Herman A.—1901-02
 Schaffer, Jimmie Ronald—1963-64
 Schaffernoth, Joseph Arthur—1959-61
 Scheffing, Robert Boden—1941-42, 1946-50
 Schenz, Henry Leonard—1946-49
 Schick, Maurice Francis—1917
 Schiraldi, Calvin Drew—1988-89
 Schlafly, Harry Linton—1902
 Schlitter, Brian Patrick—2010
 Schmidt, Frederick Albert—1947
 Schmitz, John Albert—1941-42, 1946-51
 Schorr, Edward Walter—1915
 Schramka, Paul Edward—1953
 Schreiber, Henry Walter—1926
 Schriver, William Frederick—1891-94
 Schroll, Albert Brinhurst—1960
 Schult, Arthur William—1959-60
 Schulte, Frank M.—1904-16
 Schulte, John Clement—1929
 Schultz, Charles Budd—1975-76
 Schultz, George Warren—1961-63
 Schultz, Joseph Charles Sr.—1915
 Schultz, Robert Duffy—1951-53
 Schulze, Donald Arthur—1983-84
 Schurr, Wayne Allen—1964
 Schuster, William Charles—1943-45
 Schwenck, Rudolph Christian—1909
 Scott, Floyd John—1926-27
 Scott, Gary Thomas—1991-92
 Scott, Milton Parker—1882
 Scott, Richard Lewis—1964
 Scott, Rodney Darrell—1978
 Seaton, Thomas Gordon—1916-17
 Secory, Frank Edward—1944-46
 Segelke, Herman Neils—1982
 Seibert, Kurt Elliott—1979

Selma, Richard Jay—1969
 Sember, Michael David—1977-78
 Seoane, Manuel Modesto—1978
 Serafini, Daniel Joseph—1999
 Serena, William Robert—1949-54
 Servais, Scott Daniel—1995-98
 Sewell, Thomas Wesley—1927
 Shaffer, George—1879
 Shamsky, Arthur Louis—1972
 Shannon, Maurice Joseph—1926
 Shantz, Robert Clayton—1964
 Shaw, Robert John—1967
 Shaw, Samuel E.—1893
 Shay, Arthur Joseph—1916
 Shealy, Albert Berley—1930
 Shean, David William—1911
 Sheekard, Samuel James Tilden—1906-12
 Shields, Thomas Charles—1993
 Shoun, Clyde Mitchell—1935-37
 Shumpert, Terrance Darnell—1996
 Sicking, Edward Joseph—1916
 Signer, Walter Donald Aloysius—1943, 1945
 Silva, Carlos—2010
 Silvera, Charles Anthony Ryan—1957
 Simmons, Curtis Thomas—1966-67
 Simon, Randall Carlito—2003
 Simpson, Thomas Leo—1953
 Singleton, Bert Elmer—1957-59
 Sizemore, Theodore Crawford—1979
 Skidmore, Robert Roe—1970
 Slagle, James Franklin—1902-08
 Slapnicka, Cyril Charles—1911
 Slaughter, Sterling Feore—1964
 Sloat, Dwain Clifford—1949
 Slocumb, Heathcliff—1991-93
 Smalley, Roy Frederick Sr.—1948-53
 Smith, Alexander Benjamin—1904
 Smith, Bobby Gene—1962
 Smith, Charles Edwin—1911-14
 Smith, Charles William—1969
 Smith, David Stanley Jr.—1991-92
 Smith, Earl Leonard—1916
 Smith, Gregory Alan—1989-90
 Smith, Harry W.—1877
 Smith, Jason William—2001
 Smith, John Dwight—1989-93
 Smith, Lee Arthur Jr.—1980-87
 Smith, Lewis Oscar—1906
 Smith, Paul Leslie—1958
 Smith, Robert Eldridge—1931-32
 Smith, Robert Walkay—1959
 Smith, Willie—1968-70
 Smyth, Steven Delton—2002
 Snyder, Bradley Michael—2010-11
 Socolovich, Miguel A.—2012
 Solis, Marcelino—1958
 Solomon, Eddie Jr.—1975
 Sommers, Joseph Andrews—1889
 Sommers, Rudolph—1912
 Sorensen, Lary Alan—1985
 Soriano, Alfonso Guilleard—2007-12
 Sosa, Samuel (Peralta)—1992-04
 Soto, Geovany (Ponce)—2005-12
 Spalding, Albert Goodwill—1876-78
 Spangler, Albert Donald—1967-71
 Speake, Robert Charles—1955, 1957
 Speier, Chris Edward—1985-86
 Speier, Justin James—1998
 Sperring, Robert Walter—1974-76
 Spornberg, Carl Gustav—1908
 Spradlin, Jerry Carl—2000
 Sprague, Charles Wellington—1887
 Spring, Jack Russell—1964
 Stack, William Edward—1913-14
 Stainback, George Tucker—1934-37
 Stairs, Matthew Wade—2001
 Staley, George Gaylord—1925
 Standridge, Alfred Peter—1915
 Stanki, Edward Raymond—1943-44
 Stanley, Joseph Bernard—1909
 Stanton, Thomas Patrick—1904
 Starr, Raymond Francis—1945
 Start, Joseph—1878
 Statz, Arnold John—1922-25
 Stauffer, Charles Edward—1923
 Stedronsky, John—1879

Steenstra, Kenneth Gregory—1998
 Stevens, Morris Dale—1962
 Stein, Edward F.—1890-91
 Stein, William Randolph—1982
 Steinfeldt, Harry M.—1906-1910
 Stelmazsek, Richard Francis—1974
 Stenzel, Jacob Charles (born Jacob Charles Stelzle)—1890
 Stephenson, Chester Earl—1971
 Stephenson, Jackson Riggs—1926-34
 Stephenson, John Herman—1967-68
 Stephenson, Joseph Chester—1944
 Stephenson, Phillip Raymond—1989
 Stephenson, Walter McQueen—1935-36
 Stevens, David James—1997-98
 Stevens, Jeffery Allen—2009-11
 Stewart, Asa—1895
 Stewart, Charles Eugene—1913-14
 Stewart, Ian Kenneth—2012
 Stewart, James Franklin—1963-67
 Stewart, William Macklin—1944-45
 Stoddard, Timothy Paul—1984
 Stone, Steven Michael—1974-76
 Stoneman, William Hambly—1967-68
 Strain, Joseph Allan Jr.—1981
 Strang, Samuel Nicklin (born Samuel Strang Nicklin)—1900, 1902
 Strange, Joseph Douglas—1991-92
 Stratton, C. Scott—1894-95
 Stringer, Louis Bernard—1941-42, 1946
 Stueland, George Anton—1921-23, 1925
 Sturgeon, Robert Howard—1940-42, 1946-47
 Sturtze, Tanyon James—1995-96
 Stynes, Christopher Desmond—2002
 Sullivan, John Lawrence—1921
 Sullivan, Martin C.—1887-88
 Sullivan, Michael Joseph—1890
 Sullivan, William—1878
 Summers, John Junior II—1975-76
 Sunday, William Ashley—1883-87
 Sundberg, James Howard—1987-88
 Sutcliffe, Elmer Ellsworth—1884-85
 Sutcliffe, Richard Lee—1984-91
 Sutter, Howard Bruce—1976-80
 Swartzbaugh, David Theodore—1995-97
 Sweeney, William John—1907, 1914
 Sweetland, Lester Leo (born Leo Sweetland)—1931
 Swisher, Steven Eugene—1974-77

T (67 PLAYERS)

Tabb, Jerry Lynn—1976
 Tabler, Patrick Sean—1981-82
 Taguchi, So—2009
 Talbot, Robert Dale—1953-54
 Tanner, Charles William—1957-58
 Tapani, Kevin Ray—1997-2001
 Tappe, Elvin Walter—1954-56, 1958, 1960, 1962
 Tappe, Theodore Nash—1955
 Tate, Henry Bennett—1934
 Tatis, Ramon Francisco (Medrano)—1997
 Tavarez, Julian—2001
 Taylor, Antonio Nemesio (Sanchez)—1958-60
 Taylor, C.L.—1925
 Taylor, Daniel Turney—1929-32
 Taylor, Harry Warren—1932
 Taylor, James Wren—1929-33
 Taylor, John W.—1898-03, 1906-07
 Taylor, Samuel Douglas—1958-62
 Teachout, Arthur John—1930-31
 Tebeau, Oliver Wendell—1887
 Telemaco, Amaury (Regalado)—1996-98
 Tener, John Kinley—1888-89
 Terry, William H.—1894-97
 Terry, Zebulon Alexander—1920-22
 Terwilliger, Willard Wayne—1949-51
 Tewksbury, Robert Alan—1987-88
 Thacker, Morris Benton—1958, 1960-62
 Theriot, Ryan Stewart—2005-10
 Thomas, Frank Joseph—1960-61, 1966
 Thomas, James Leroy—1966-67
 Thomas, Robert William—1921
 Thompson, Vernon Scot—1978-83
 Thomson, Robert Brown—1958-59
 Thornton, Andre—1973-1976
 Thornton, Walter Miller—1895-98
 Thorpe, Robert Joseph—1955

Tidrow, Richard William—1979-82
 Tiefenauer, Bobby Gene—1968
 Timmons, Osborne Llewellyn—1995-96
 Tincup, Austin Ben—1928
 Tinker, Joseph Bert—1902-12, 1916
 Tinning, Lyle Forrest—1932-34
 Todd, Alfred Chester—1940-41, 1943
 Todd, James Richard Jr.—1974, 1977
 Tolson, Charles Julius—1926-27, 1929-30
 Tompkins, Ronald Everett—1971
 Toney, Fred Alexandria—1911-13
 Torres, Hector Epitacio (Marroquin)—1971
 Toth, Paul Louis—1962-64
 Trachsel, Stephen Christopher—1993-99, 2007
 Tracy, Chad Austin—2010
 Tracy, James Edwin—1980-81
 Traffley, William Franklin—1878
 Tremel, William Leonard—1954-56
 Trillo, Jesus Manuel (Marcano)—1975-78, 1986-88
 Triplett, Herman Coaker—1938
 Trout, Steven Russell—1983-87
 Truby, Harry Garvin—1895-96
 Tucker, Michael Anthony—2001
 Turgeon, Eugene Joseph—1923
 Turner, Theodore Holhot—1920
 Twombly, Clarence Edward—1920-21
 Tyler, George Albert—1918-21
 Tyree, Earl Carlton—1914
 Tyrone, James Vernon—1972, 1974-75
 Tyrone, Oscar Wayne—1976
 Tyson, Michael Ray—1980-81

U (2 PLAYERS)

Upham, John Leslie—1967-68
 Usher, Robert Royce—1952

V (28 PLAYERS)

Vail, Michael Lewis—1978-80
 Valbuena, Luis Adan—2012
 Valdes, Ismael—2000
 Valdes, Pedro Jose (Manzo)—1996, 1998
 Valentini, Vito John—1956-57
 Van Buren, Jermaine Russell—2005
 Vandenberg, Harold Harris—1944-45
 Vander Meer, John Samuel—1950
 Van Haltren, George Edward Martin—1887-89
 Van Poppel, Todd Matthew—2000-01
 VanRyn, Benjamin Ashley—1998
 Van Zandt, Charles Isaac—1904
 Varga, Andrew William—1950-51
 Varsho, Gary Andrew—1988-90
 Vaughn, James Leslie—1913-21
 Verban, Emil Matthew—1948-50
 Veres, David Scott—2003
 Veres, Randolph Ruhland—1994
 Vernon, Joseph Henry—1912
 Verryer, Thomas Martin—1983-84
 Vickery, Thomas Gill—1891
 Villanueva, Hector (Balasquide)—1990-92
 Vitters, Joshua Warren—2012
 Vizzaino, Jose Luis (Pimental)—1991-93
 Vizzaino, Luis Arias—2009
 Vogel, Otto Henry—1923-1924
 Voiselle, William Symmes—1950
 Voistad, Christopher Kenneth—2012

W (106 PLAYERS)

Waddell, George Edward—1901

Waddell, Jason Robert—2009
 Wade, Benjamin Styron—1948
 Wade, Galeard Lee—1955-56
 Waitkus, Edward Stephen—1941, 1946-48
 Waitt, Charles C.—1877
 Walbeck, Matthew Lovick—1993
 Walker, Albert Bluford—1948-51
 Walker, Cleotha—1985-87, 1991-92
 Walker, Harry William—1949
 Walker, James Roy—1917-18
 Walker, Michael Charles—1995
 Walker, Todd Arthur—2004-06
 Wallace, Clarence Eugene—1915
 Waller, Elliott Tyrone—1981-82
 Wallis, Harold Joseph—1975-78
 Walls, Ray Lee—1957-59
 Walrond, Leslie Dale — 2006
 Walsh, Thomas Joseph—1906
 Walton, Jerome O'Terrell—1989-92
 Ward, Chris Gilbert—1972, 1974
 Ward, Darryl Lamar—2007-08
 Ward, Preston Meyer—1950, 1953
 Ward, Richard Ole—1934
 Warneke, Lonnie—1930-36, 1942-43, 1945
 Warner, Hoke Hayden—1921
 Warner, Jack Dyer—1962-65
 Warstler, Harold Burton—1940
 Warwick, Carl Wayne—1966
 Watson, Charles John—1913
 Watt, Edward Dean—1975
 Weathers, John David—2001
 Weaver, Harry Abraham—1917-19
 Weaver, James Dement—1934
 Weaver, Orville Forest—1910-11
 Webb, William Earl—1927-28
 Webster, Mitchell Dean—1988-89
 Webster, Ramon Alberto—1971
 Weiner, Jacob—1903-05
 Weinert, Phillip Walter—1927-28
 Weis, Arthur John—1922-25
 Welch, John Vernon—1926-28, 1931
 Wellemeyer, Todd Allen—2003-05
 Wells, Randy David—2008-12
 Wendell, Steven John—1993-97
 Wengert, Donald Paul—1998
 Wheeler, Floyd Clark—1923-24
 Whisenant, Thomas Peter—1956
 White, Derrick Ramon—1998
 White, Elder Lafayette—1962
 White, James Laurie—1876
 White, Jerome Cardell—1978
 White, Rondell Bernard—2000-01
 Whitehill, Earl Oliver—1939
 Wicker, Robert Kitridge—1903-06
 Wiedemeyer, Charles John—1934
 Wilcox, Milton Edward—1975
 Wilhelm, James Hoyt—1970
 Wilke, Henry Joseph—1927
 Wilkerson, Curtis Vernon—1989-90
 Wilkins, Dean Allan—1989-90
 Wilkins, Richard David—1991-95
 Will, Robert Lee—1957-58, 1960-63
 Williams, Arthur Franklin—1902
 Williams, Billy Leo—1959-74
 Williams, Brian O'Neal—2000
 Williams, Dewey Edgar—1944-47

Williams, Fred—1912-17
 Williams, Jerome Lee—2005-06
 Williams, Mitchell Steven—1989-90
 Williams, Otto George—1903-04
 Williams, Walter Merrill—1902-03
 Williams, Washington J.—1885
 Williamson, Edward Nagle—1879-89
 Williamson, Scott Ryan—2005-06
 Willis, James Gladden—1953-54
 Willis, Elliott Taylor—1982
 Wilmot, Walter Robert—1890-95
 Wilson, Arthur Earl—1916-17
 Wilson, Enrique Martes—2005
 Wilson, Lewis Robert—1926-31
 Wilson, Stephen Douglas—1989-91
 Wilson, Willie James—1993-94
 Winceniak, Edward Joseph—1956-57
 Wirts, Elwood Vernon—1921-23
 Wise, Kendall Cole—1957
 Wolfe, Harold—1917
 Wolter, Harry Meigs—1917
 Wolvorton, Harry Sterling—1898-1900
 Womack, Anthony Darrell—2003, 2006
 Wood, Kerry Lee—1998, 2000-08, 2011-12
 Wood, Travis A.—2012
 Woodall, David Bradley—1999
 Woods, Gary Lee—1982-85
 Woods, James Jerome—1957
 Woods, Walter Sydney—1898
 Worrell, Timothy Howard—2000
 Wortman, William Lewis—1916-18
 Wright, David William—1897
 Wright, Melvin James—1960-61
 Wright, Patrick Francis—1890
 Wright, Robert Cassius—1915
 Wrona, Richard James—1988-90
 Wuertz, Michael James—2004-08
 Wynne, Marvell—1989-90
 Wyse, Henry Washington—1942-47

Y (12 PLAYERS)

Yantz, George Webb—1912
 Yelding, Eric Girard—1993
 Yerkes, Charles Carroll—1932-33
 Yerkes, Stephen Douglas—1916
 York, Anthony Batton—1944
 York, James Edward—1921
 Yost, August—1893
 Yoter, Elmer Ellsworth—1927-28
 Young, Anthony Wayne—1994-95
 Young Jr., Daniel Bracey—2000
 Young, Donald Wayne—1965, 1969
 Young, Eric Orlando—2000-01

Z (12 PLAYERS)

Zabel, George Washington—1913-15
 Zahn, Geoffrey Clayton—1975-76
 Zambrano, Carlos Alberto (Matos)—2001-11
 Zambrano, Eduardo Jose (Guerra)—1993-94
 Zamora, Oscar Joseph (Sosa)—1974-76
 Zeider, Rollie Hubert—1916-18
 Zeile, Todd Edward—1995
 Zick, Robert George—1954
 Zimmer, Donald William—1960-61
 Zimmerman, Henry—1907-1916
 Zuleta, Julio Ernesto (Tapia)—2000-01
 Zwilling, Edward Harrison—1916

Cubs Uniforms By The Numbers

The Cubs began wearing numbers on their uniforms in 1932. Here are the five most recent uses of each jersey number by a Cubs player/manager/coach during the regular season, along with the first Cub to don each number.

- 1: Tony Campana (2012) ... Kosuke Fukudome (2008-11) ... Tony Womack (2006) ... Jose Macias (2004-05) ... Augie Ojeda (2003) ... FIRST 1: Woody English (1932)
- 2: Ian Stewart (2012) ... Bob Dernier (coach, 2010-11) ... Ryan Theriot (2007-10) ... Gene Clines (coach, 2003-06) ... Sandy Alomar (coach, 2000-02) ... FIRST 2: Billy Herman (1932)
- 3: Jeff Baker (2012) ... Alan Trammell (coach, 2008-10) ... Eric Patterson (2007) ... Cesar Izturis (2006-07) ... Ryan Theriot (2006) ... FIRST 3: Kiki Cuyler (1932)
- 4: Pat Listach (coach, 2011-12) ... Ryan Freel (2009) ... Joey Gathright (2009) ... Eric Patterson (2008) ... Scott Moore (2007) ... FIRST 4: Riggs Stephenson (1932)
- 5: Josh Vitters (2012) ... Reed Johnson (2011-12) ... Sam Fuld (2010) ... Jake Fox (2009) ... Ronny Cedeno (2006-08) ... FIRST 5: Johnny Moore (1932)
- 6: Bryan LaHair (2011-12) ... Micah Hoffpauir (2008-10) ... Alan Trammell (coach, 2007) ... Sonny Jackson (coach, 2005-06) ... Ramon Martinez (2003-04) ... FIRST 6: Charlie Grimm (1932)
- 7: Brett Jackson (2012) ... Rudy Jaramillo (coach, 2010-12) ... Aaron Miles (2009) ... Mark DeRosa (2007-08) ... Ryan Theriot (2006) ... FIRST 7: Gabby Hartnett (1932)
- 8: Jamie Quirk (coach, 2012) ... Mike Quade (coach/manager, 2007-11) ... Michael Barrett (2004-07) ... Nomar Garciaparra (2004) ... Alex Gonzalez (2002-04) ... FIRST 8: Rollie Hemsley (1932)
- 9: David DeJesus (2012) ... Blake DeWitt (2010-11) ... Chad Tracy (2010) ... Reed Johnson (2008-09) ... Jake Fox (2007) ... FIRST 9: Rogers Hornsby (1932)
- 10: **RETIRED IN 2003 (RON SANTO)** ... Bruce Kimm (interim manager, 2002) ... Terrell Lowery (1997-98) ... Scott Bullett (1995-96) ... Steve Lake (1993) ... Luis Salazar (1991-92) ... FIRST 10: Al Todd (1940)
- 11: Blake DeWitt (2012) ... Ivan DeJesus (coach, 2008-11) ... Jacque Jones (2006-07) ... Ronny Cedeno (2005) ... Mark Grudzielanek (2003-04) ... FIRST 11: Billy Jurgens (1932)
- 12: Alfonso Soriano (2007-12) ... Dusty Baker (manager, 2003-06) ... Angel Echevarria (2002) ... Ricky Gutierrez (2000-01) ... Mickey Morandini (1998-1999) ... FIRST 12: Charlie Root (1932)
- 13: Starlin Castro (2010-12) ... Andres Blanco (2009) ... Will Ohman (2006-07) ... Neifi Perez (2004-06) ... Rey Ordonez (2004) ... FIRST 13: Claude Passeau (1939-1947)
- 14: **RETIRED IN 1982 (ERNIE BANKS)** ... Ernie Banks (1953-71; coach, 1967-73) ... Paul Schramka (1953) ... Vallie Eaves (1942) ... Lou Novikoff (1942) ... Ken Raffensberger (1941) ... FIRST 14: Guy Bush (1932)
- 15: Darwin Barney (2010-12) ... Jim Edmonds (2008) ... Cliff Floyd (2007) ... Scott Moore (2006) ... Jerry Hairston Jr. (2005-06) ... FIRST 15: Pat Malone (1932)
- 16: Jeff Beliveau (2012) ... Joe Mather (2012) ... Aramis Ramirez (2003-11) ... Sonny Jackson (coach, 2003) ... Delino DeShields (2001-02) ... FIRST 16: Burleigh Grimes (1932)
- 17: Dave Sappelt (2012) ... Matt Garza (2011) ... Mike Fontenot (2007-10) ... Felix Pie (2007) ... John Mabry (2006) ... FIRST 17: Lon Warneke (1932)
- 18: Chris Rusin (2012) ... Geovany Soto (2008-12) ... Jason Kendall (2007) ... Mike Quade (coach, 2007) ... Moises Alou (2002-04) ... FIRST 18: Bob Smith (1932)
- 19: Rodrigo Lopez (2012) ... Bobby Scales (2010) ... Tyler Colvin (2009) ... Matt Murton (2005-08) ... Enrique Wilson (2005) ... FIRST 19: Jackie May (1932)
- 20: Anthony Recker (2012) ... Thomas Diamond (2010) ... Felix Pie (2007-08) ... Jae Kuk Ryu (2006) ... Corey Patterson (2001-05) ... FIRST 20: Roy Johnson (coach, 1937)
- 21: Joe Mather (2012) ... Tyler Colvin (2010-11) ... Milton Bradley (2009) ... Jason Marquis (2007-08) ... Sammy Sosa (1992-2004) ... FIRST 21: Bud Tinning (1932)
- 22: Matt Garza (2012) ... Carlos Peña (2011) ... Xavier Nady (2010) ... Tom Gorzelanny (2009) ... Kevin Hart (2008-09) ... FIRST 22: Marv Gudat (1932)
- 23: **RETIRED IN 2005 (RYNE SANDBERG)** ... Ryne Sandberg (1982-94, 1996-97) ... Jim Tracy (1980-81) ... Mike Gordon (1977-78) ... Pete LaCock (1975-76) ... Carmen Fanzone (1971-74) ... FIRST 23: Leroy Hermann (1932)
- 24: Luis Valbuena (2012) ... Marlon Byrd (2010-12) ... Bobby Scales (2009) ... Henry Blanco (2005-08) ... Tom Goodwin (2003-04) ... FIRST 24: Fabian Kowalik (1935)
- 25: Chris Bosio (coach, 2012) ... Dave Keller (coach, 2011) ... Derrek Lee (2004-10) ... Troy O'Leary (2003) ... Don Baylor (manager, 2000-02) ... FIRST 25: Kirby Higbe (1939)
- 26: **RETIRED IN 1987 (BILLY WILLIAMS)** ... Billy Williams (coach, 1986-87, 1992-2001) ... Fritz Connally (1983) ... Billy Williams (coach, 1980-82) ... Larry Blittner (1976-79) ... Billy Williams (1961-74) ... FIRST 26: Newt Kimball (1938)
- 27: Casey Coleman (2010-12) ... Sam Fuld (2009) ... Casey McGehee (2008) ... Craig Monroe (2007) ... David Kelton (2004) ... FIRST 27: Gene Lillard (1939)
- 28: Michael Bowden (2012) ... Paul Maholm (2012) ... Jeff Baker (2009-11) ... Gerald Perry (coach, 2007-09) ... Michael Restovich (2006) ... FIRST 28: Jack Russell (1938)
- 29: Jeff Samardzija (2008-12) ... Angel Pagan (2006-07) ... Michael Fontenot (2005) ... Ben Grieve (2004) ... Rey Ordonez (2004) ... FIRST 29s: Bobby Mattick and Kirby Higby (1938)
- 30: Travis Wood (2012) ... Ted Lilly (2007-10) ... Buck Coats (2006) ... Matt Clement (2002-04) ... Matt Stairs (2001) ... FIRST 30: Jim Asbell (1938)
- 31: **RETIRED IN 2009 (FERGIE JENKINS AND GREG MADDOX)** Greg Maddux (2004-06) ... Mark Guthrie (2003) ... Donovan Osborne (2002) ... Mike Fyhrie (2001) ... Bobby Ayala (1999) ... FIRST 31: Stan Hack (1932)
- 32: Chris Volstad (2012) ... Ramon Ortiz (2011) ... Doug Davis (2011) ... Tom Gorzelanny (2010) ... Jon Lieber (2008) ... FIRST 32s: Coaker Triplett and Newt Kimball (1938)
- 33: Dale Sveum (manager, 2012) ... DJ LeMahieu (2011) ... Esmaillin Caridad (2009-10) ... Daryle Ward (2008) ... Glendon Rusch (2004-06) ... FIRST 33: Bob Scheffing (1941)
- 34: Kerry Wood (1998, 2000-08, 2011-12) ... Jeff Gray (2010) ... Kent Bottenfield (1997) ... Tanyon Sturtze (1995-96) ... Glenallen Hill (1993) ... FIRST 34: Zack Taylor (1932)
- 35: Lester Storde (coach, 2007-12) ... Chris Speier (coach, 2005-06) ... Randall Simon (2003) ... Alan Benes (2002-03) ... Will Ohman (2000-01) ... FIRST 35: Lennie Merullo (1941)
- 36: Randy Wells (2008-12) ... Sean Gallagher (2007-08) ... Koyie Hill (2007) ... Gary Matthews (coach, 2003-06) ... Rick Kranitz (coach, 2002) ... FIRST 36: Bill Fleming (1943)
- 37: Jay Chapman (2012) ... Jairo Asencio (2012) ... Chris Carpenter (2011) ... Angel Guzman (2007-09) ... Jermaine Van Buren (2005) ... FIRST 37: Dick Spalding (coach, 1941)
- 38: James Rowson (coach, 2012) ... Carlos Zambrano (2001-11) ... Manny Aybar (2001) ... Rick Aguilera (1999-2000) ... Marty DeMerritt (coach, 1999) ... FIRST 38: Charlie Grimm (coach, 1941)
- 39: Dave McKay (coach, 2012) ... Lou Montañez (2011) ... Matt Sinatroy (coach, 2007-10) ... Dick Pole (coach, 2004-06) ... Steve Smyth (2002) ... FIRST 39: Stan Hack (1935)
- 40: James Russell (2010-12) ... Rich Harden (2008-09) ... Larry Rothschild (coach, 2007-08) ... Phil Nevin (2006) ... Todd Wellemeyer (2003-05) ... FIRST 40: Tot Pressnell (1941)
- 41: Justin Germano (2012) Tony Campana (2011) ... Lou Piniella (manager, 2007-10) ... Larry Rothschild (coach, 2003-06) ... Jesus Sanchez (2002) ... FIRST 41: Red Corridon (coach, 1932)
- 42: **NUMBER RETIRED TO HONOR JACKIE ROBINSON IN 1997*** ... Dan Radison (coach, 1995-97) ... Moe Drabowsky (coach, 1994) ... Dave Smith (1991-92) ... Kevin Coffman (1990) ... Bob Tewksbury (1987-88) ... FIRST 42: Charley O'Leary (coach, 1932)
- 43: Brooks Raley (2012) ... Michael Bowden (2012) ... John Grabow (2009-11) ... Jason Waddell (2009) ... Michael Wuerzt (2004-08) ... FIRST 43: Phil Cavarretta (1934)
- 44: Anthony Rizzo (2012) ... Jeff Stevens (2010-11) ... Chad Fox (2008-09) ... Roberto Novoa (2005-06) ... Kyle Farnsworth (1999-2004) ... FIRST 44: Phil Cavarretta (1941)
- 45: Adrian Carenas (2012) ... Sean Marshall (2006-11) ... Will Ohman (2005) ... Ben Grieve (2005) ... Trinidad Hubbard (2003) ... FIRST 45: Hank Wyse (1942)
- 46: Ryan Dempster (2004-12) ... Dick Pole (coach, 2003-04) ... Jason Bere (2001-02) ... Oscar Acosta (coach, 2000) ... Steve Trachsel (1993-99) ... FIRST 46s: Bill Fleming and Marv Rickert (1942)
- 47: Miguel Socolovich (2012) ... Blake Lalli (2012) ... Mark Riggins (coach, 2011) ... Aaron Heilman (2009) ... Scott Eyre (2006-08) ... FIRST 47s: Peanuts Lowrey and John Ostrowski (1943)

UNIFORM NUMBER 42

Uniform number 42 was retired by Major League Baseball in 1997 to commemorate Jackie Robinson's breaking baseball's color barrier on April 15, 1947 ... beginning in 2007, teams and staff have worn the No. 42 on April 15 to honor Robinson ... beginning in 2009, the gesture was done by all players and staff on all major league teams:

2007 vs. Cincinnati: No. 42 was worn by coaches Gerald Perry and Lester Storde; players Cliff Floyd, Jacque Jones, Derrek Lee and Daryle Ward.
2008 vs. Cincinnati: No. 42 was worn by coaches Gerald Perry and Lester Storde; players Derrek Lee and Daryle Ward.

2009 vs. Colorado: All coaches and staff wore No. 42
2010 vs. Milwaukee: All coaches and staff wore No. 42
2011 at Colorado: All coaches and staff wore No. 42
2012 at St. Louis: All coaches and staff wore No. 42

Cubs Uniforms By The Numbers (Continued)

- | | |
|---|---|
| <p>48: Rafael Dolis (2012) ... Andrew Cashner (2010-11) ... Neal Cotts (2007-09) ... Ryan O'Malley (2006) ... Scott Williamson (2005-06) ... FIRST 48: Whitey Platt (1942)</p> <p>49: Carlos Marmol (2006-12) ... John Koronka (2005) ... Jimmy Anderson (2004) ... Will Cunnane (2002) ... David Weathers (2001) ... FIRST 49: Vince Barton (1932)</p> <p>50: Blake Parker (2012) ... Rodrigo Lopez (2011) ... Larry Rothschild (coach, 2008-10) ... Clay Rapada (2007) ... Will Ohman (2005-06) ... FIRST 50: Walt Signer (1943)</p> <p>51: Steve Clevenger (2011-12) ... Brian Schlitter (2010) ... Von Joshua (coach, 2009) ... Luis Vizcaino (2009) ... Juan Mateo (2006) ... FIRST 51: Frank Demaree (1932)</p> <p>52: Lendy Castillo (2012) ... Carlos Silva (2010) ... Jeff Stevens (2009) ... Steve Trachsel (2007) ... Wade Miller (2006-07) ... FIRST 52: Pete Elko (1944)</p> <p>53: Wellington Castillo (2010-12) ... Rich Hill (2005-08) ... Francis Beltran (2002, 2004) ... Micah Bowie (1999) ... Kurt Miller (1998-99) ... FIRST 53: Cy Block (1945)</p> <p>54: Shawn Camp (2012) ... John Gaub (2011) ... Bob Dernier (coach, 2010) ... David Patton (2009) ... David Aardsma (2006) ... FIRST 54: Clarence Maddern (1946)</p> <p>55: Alberto Cabrera (2012) ... Koyie Hill (2007-12) ... Blake Parker (2012) ... Kevin Hart (2007) ... Koyie Hill (2007) ... FIRST 55: El Tappe (1954)</p> <p>56: Brad Snyder (2010-11) ... Billy Petrick (2007) ... Cliff Bartosh (2005) ... Jason Smith (2001) ... Ray King (1999) ... FIRST 56: Lance Richbourg (1932)</p> | <p>57: Jason Berken (2012) ... Scott Maine (2010-12) ... Chad Gaudin (2008) ... Sam Fuld (2007) ... Rocky Cherry (2007) ... FIRST 57: Vito Valentinetti (1956-57)</p> <p>58: Mike Borzello (coach, 2012) ... Jose Ascanio (2008-09) ... Geovany Soto (2005-07) ... Mike Mahoney (2000, 2002) ... Richard Barker (1999) ... FIRST 58: Fred Martin (coach, 1961-1965)</p> <p>59: Alex Hinshaw (2012) ... Ivan DeJesus (coach, 2007) ... Juan Lopez (coach, 2003-06) ... Ismael Valdes (2000) ... Rodney Myers (1996-99) ... FIRST 59: Dick Cole (coach, 1961)</p> <p>60: Manuel Corpas (2012) ... Chris Carpenter (2011) ... Mitch Atkins (2009-10) ... FIRST 60: Lou Klein (coach, 1961-65)</p> <p>61: Jose Reyes (2006) ... Bob Kennedy (manager, 1963-65) ... Roy Johnson (coach, 1935-36) ... FIRST 61: Babe Phelps (1933-34)</p> <p>62: Marcos Mateo (2010-11) ... Bob Howry (2006-08, 2010) ... Felix Sanchez (2003) ... FIRST 62: Walt Dixon (coach, 1964-65)</p> <p>63: Kevin Gregg (2009) ... Carmen Pignatiello (2007-08) ... George Freese (coach, 1964-65) ... FIRST 63: Charlie Metro (coach, 1962)</p> <p>64: Franklin Font (coach, 2012) ... Justin Berg (2009-11), Les Peden (coach, 1965) ... FIRST 64: Joe Macko (coach, 1964)</p> <p>66: Rafael Dolis (2011) – WAS ONLY 66</p> <p>72: Robert Machado (2001-02) – WAS ONLY 72</p> <p>76: Daniel Garibay (2000) – WAS ONLY 76</p> <p>81: Mike Quade (coach, 2006) – WAS ONLY 81</p> <p>94: Felix Heredia (2001) – WAS ONLY 94</p> <p>96: Bill Voiselle (1950) – WAS ONLY 96</p> <p>99: So Taguchi (2009) ... FIRST 99: Todd Hundley (2001)</p> |
|---|---|

Cubs Honored In The National Baseball Hall Of Fame

<p>Grover Cleveland Alexander, 1938</p> <p>Cap Anson, 1939</p> <p>Richie Ashburn, 1995</p> <p>Ernie Banks, 1977</p> <p>Roger Bresnahan, 1945</p> <p>Lou Brock, 1985</p> <p>Mordecai Brown, 1949</p> <p>Lou Boudreau, 1970</p> <p>Frank Chance, 1946</p> <p>John Clarkson, 1963</p> <p>Kiki Cuyler, 1968</p> <p>Andre Dawson, 2010</p> <p>Dizzy Dean, 1953</p> <p>Hugh Duffy, 1945</p> <p>Leo Durocher, 1994</p> <p>Dennis Eckersley, 2004</p> <p>Johnny Evers, 1946</p>	<p>Jimmie Foxx, 1951</p> <p>Frankie Frisch, 1947</p> <p>Goose Gosage, 2008</p> <p>Clark C. Griffith, 1946</p> <p>Burleigh Grimes, 1964</p> <p>Gabby Hartnett, 1955</p> <p>Billy Herman, 1975</p> <p>Rogers Hornsby, 1942</p> <p>William Hulbert, 1995</p> <p>Monte Irvin, 1973</p> <p>Ferguson Jenkins, 1991</p> <p>George Kelly, 1973</p> <p>King Kelly, 1945</p> <p>Ralph Kiner, 1975</p> <p>Chuck Klein, 1980</p> <p>Tony Lazzeri, 1991</p> <p>Fred Lindstrom, 1976</p>	<p>Rabbit Maranville, 1954</p> <p>Joseph McCarthy, 1957</p> <p>Hank O'Day, 2013</p> <p>Robin Roberts, 1976</p> <p>Ron Santo, 2012</p> <p>Ryne Sandberg, 2005</p> <p>Frank Selee, 1999</p> <p>A.G. Spalding, 1939</p> <p>Bruce Sutter, 2006</p> <p>Joe Tinker, 1946</p> <p>Rube Waddell, 1946</p> <p>Deacon White, 2013</p> <p>Hoyt Wilhelm, 1985</p> <p>Billy Williams, 1987</p> <p>Hack Wilson, 1979</p>
---	--	---

Chicago Media Honored by the National Baseball Hall Of Fame

FORD C. FRICK AWARD (BROADCASTERS)

Bob Elson, 1979

Russ Hodges, 1980

Jack Brickhouse, 1983

Harry Caray, 1989

Milo Hamilton, 1992

Jimmy Dudley, 1997

Gene Elston, 2006

J.G. TAYLOR SPINK AWARD (NEWSPAPERS)

Ring Lardner, 1963

Hugh Fullerton, 1964

Charles Dryden, 1965

Warren Brown, 1973

John Carmichael, 1974

Edgar Munzel, 1977

Jerome Holtzman, 1990

CUBS GENERAL MANAGERS SINCE 1934

Charles Weber.....1934-40

James Gallagher.....1940-49

Wid Mathews.....1950-56

John Holland.....1957-75

E.R. Saltwell.....1976

Bob Kennedy.....1977-May 1981

Herman Franks.....May-October 1981

Dallas Green.....October 1981-October 1987

Jim Frey.....November 1987-October 1991

Larry Himes.....November 1991-October 1994

Ed Lynch.....October 1994-July 2000

Andy MacPhail.....July 2000-July 2002

Jim Hendry.....July 2002-August 2011

Randy Bush.....August-October 2011

Jed Hoyer.....November 2011-current

Cubs Award Winners

MOST VALUABLE PLAYER

1911*	Frank Schulte	1958	Ernie Banks
1929^	Rogers Hornsby	1959	Ernie Banks
1935	Gabby Hartnett	1984	Ryne Sandberg
1945	Phil Cavarretta	1987	Andre Dawson
1952	Hank Sauer	1998	Sammy Sosa

*Known as the Chalmers Award ... ^Known as the League Award

CY YOUNG AWARD

1971	Fergie Jenkins	1984	Rick Sutcliffe
1979	Bruce Sutter	1992	Greg Maddux

JACKIE ROBINSON ROOKIE OF THE YEAR AWARD

1961	Billy Williams	1998	Kerry Wood
1962	Ken Hubbs	2008	Geovany Soto
1989	Jerome Walton		

MANAGER OF THE YEAR AWARD

1984	Jim Frey	2008	Lou Piniella
1989	Don Zimmer		

RAWLINGS GOLD GLOVE AWARD

1960	Ernie Banks, SS	1988	Andre Dawson, RF
1962	Ken Hubbs, 2B		Ryne Sandberg, 2B
1964	Ron Santo, 3B	1989	Ryne Sandberg, 2B
1965	Ron Santo, 3B	1990	Greg Maddux, P
1966	Ron Santo, 3B		Ryne Sandberg, 2B
1967	Randy Hundley, C	1991	Greg Maddux, P
	Ron Santo, 3B		Ryne Sandberg, 2B
1968	Glenn Beckert, 2B	1992	Mark Grace, 1B
	Ron Santo, 3B		Greg Maddux, P
1969	Don Kessinger, SS	1993	Mark Grace, 1B
1970	Don Kessinger, SS	1995	Mark Grace, 1B
1983	Ryne Sandberg, 2B	1996	Mark Grace, 1B
1984	Bob Dernier, CF	2004	Greg Maddux, P
	Ryne Sandberg, 2B	2005	Derrek Lee, 1B
1985	Ryne Sandberg, 2B		Greg Maddux, P
1986	Jody Davis, C	2006	Greg Maddux, P
	Ryne Sandberg, 2B	2007	Derrek Lee, 1B
1987	Andre Dawson, RF	2012	Darwin Barney, 2B
	Ryne Sandberg, 2B		

ROBERTO CLEMENTE MAN OF THE YEAR AWARD

1987	Rick Sutcliffe	1998	Sammy Sosa
------	----------------	------	------------

HANK AARON AWARD

1999	Sammy Sosa	2008	Aramis Ramirez
------	------------	------	----------------

ROOKIE OF THE MONTH

2003	Hee Seop Choi..... April	2011	Darwin Barney April
2008	Geovany Soto..... April	2012	Anthony Rizzo July
2008	Geovany Soto..... August		

LOUISVILLE SILVER SLUGGER AWARD

1982	Leon Durham, OF	1999	Sammy Sosa, OF
1984	Ryne Sandberg, 2B	2000	Sammy Sosa, OF
1985	Ryne Sandberg, 2B	2001	Sammy Sosa, OF
1987	Andre Dawson, OF	2002	Sammy Sosa, OF
1988	Ryne Sandberg, 2B	2005	Michael Barrett, C
1989	Ryne Sandberg, 2B		Derrek Lee, 1B
1990	Ryne Sandberg, 2B	2006	Carlos Zambrano, P
1991	Ryne Sandberg, 2B	2008	Carlos Zambrano, P
1992	Ryne Sandberg, 2B	2009	Carlos Zambrano, P
1995	Sammy Sosa, OF	2011	Aramis Ramirez, 3B
1998	Sammy Sosa, OF		

PLAYER/PITCHER OF THE MONTH

1961	George Altman..... June	1984	Keith Moreland..... August
1963	Dick Ellsworth..... May	1984	Rick Sutcliffe..... August
1963	Ron Santo..... June	1987	Andre Dawson..... August
1964	Billy Williams..... May	1988	Greg Maddux..... June
1964	Ron Santo..... July	1989	Mark Grace..... July
1969	Ken Holtzman..... May	1990	Andre Dawson..... May
1969	Ron Santo..... June	1990	Ryne Sandberg..... June
1971	Fergie Jenkins..... July	1992	Mike Morgan..... May
1972	Billy Williams..... July	1996	Sammy Sosa..... July
1975	Andre Thornton..... Sept.	1998	Sammy Sosa..... June
1976	Ray Burris..... August	1999	Sammy Sosa..... May
1977	Bruce Sutter..... May	2000	Sammy Sosa..... July
1977	Rick Reuschel..... June	2001	Sammy Sosa..... August
1977	Rick Reuschel..... July	2003	Mark Prior..... August
1979	Dick Tidrow..... July	2003	Mark Prior..... Sept.
1979	Rick Reuschel..... August	2004	Carlos Zambrano..... Sept.
1980	Dave Kingman..... April	2005	Derrek Lee..... April
1980	Rick Reuschel..... August	2006	Greg Maddux..... April
1982	Bill Buckner..... August	2006	Carlos Zambrano..... July
1983	Mel Hall..... August	2007	Alfonso Soriano..... June
1984	Leon Durham..... May	2007	Carlos Zambrano..... July
1984	Ryne Sandberg..... June	2009	Derrek Lee..... September

PLAYER/PITCHER OF THE WEEK (WEEK ENDING DATE)

1973	Ron Santo..... 7/1	1990	Greg Maddux..... 8/5
1973	Billy Williams..... 9/9	1991	Andre Dawson..... 4/21
1974	Billy Williams..... 6/16	1991	Greg Maddux..... 10/6
1975	Manny Trillo..... 4/27	1992	Jim Bullinger..... 6/14
1975	Oscar Zamora..... 6/1	1992	Ryne Sandberg..... 9/20
1975	Bill Madlock..... 6/15	1993	Sammy Sosa..... 7/4
1976	Steve Swisher..... 5/16	1995	Sammy Sosa..... 8/20
1976	Bill Madlock..... 10/3	1995	Sammy Sosa..... 9/3
1977	Manny Trillo..... 5/8	1995	Mark Grace..... 10/1
1977	Bruce Sutter..... 5/15	1996	Sammy Sosa..... 7/28
1977	Bill Buckner..... 8/21	1996	Brian McCrae..... 8/18
1978	Bruce Sutter..... 7/10	1997	Sammy Sosa..... 5/18
1979	Bruce Sutter..... 4/22	1997	Mark Clark..... 9/14
1979	Dave Kingman..... 5/20	1998	Kerry Wood..... 5/10
1979	Dave Kingman..... 7/29	1998	Sammy Sosa..... 6/7
1979	Steve Dillard..... 8/12	1998	Sammy Sosa..... 6/21
1980	Lenny Randle..... 5/4	1998	Sammy Sosa..... 9/12
1981	Bill Buckner..... 5/3	2000	Jon Lieber..... 7/9
1981	Bill Buckner..... 9/13	2001	Rondell White..... 6/10
1982	Larry Bowa..... 6/27	2001	Sammy Sosa..... 8/26
1982	Bill Buckner..... 8/22	2002	Matt Clement..... 5/27
1983	Ron Cey..... 5/22	2002	Sammy Sosa..... 8/11
1983	Jody Davis..... 6/12	2002	Moises Alou..... 9/8
1984	Ryne Sandberg..... 5/13	2003	Sammy Sosa..... 4/20
1984	Ryne Sandberg..... 6/24	2003	Matt Clement..... 8/3
1985	Dennis Eckersley..... 4/21	2003	Mark Prior..... 9/21
1985	Ryne Sandberg..... 6/30	2005	Derrek Lee..... 5/1
1986	Ryne Sandberg..... 6/1	2005	Derrek Lee..... 5/29
1987	Andre Dawson..... 4/26	2005	Aramis Ramirez..... 7/24
1988	Andre Dawson..... 5/8	2007	Alfonso Soriano..... 6/24
1989	Rick Sutcliffe..... 4/9	2008	Alfonso Soriano..... 5/18
1989	Andre Dawson..... 5/7	2008	Carlos Zambrano..... 9/14
1989	Mark Grace..... 7/23	2010	Aramis Ramirez..... 7/25
1989	Ryne Sandberg..... 8/13	2011	Starlin Castro..... 4/3
1989	Shawon Dunston..... 9/17	2011	Aramis Ramirez..... 7/3
1990	Ryne Sandberg..... 5/6	2011	Starlin Castro..... 8/7
1990	Andre Dawson..... 5/20	2012	Ryan Dempster..... 6/4-10

Cubs All-Stars

1933	SS Woody English, C Gabby Hartnett, P Lon Warneke
1934	*RF Kiki Cuyler, *C Gabby Hartnett, 2B Billy Herman, LF Chuck Klein, P Lon Warneke
1935	C Gabby Hartnett, *2B Billy Herman
1936	P Curt Davis, *RF Frank Demaree, *CF Augie Galan, *C Gabby Hartnett, *2B Billy Herman, P Lon Warneke
1937	1B Rip Collins, *CF Frank Demaree, *C Gabby Hartnett, *2B Billy Herman, SS Billy Jurges (DNP)
1938	*3B Stan Hack, C Gabby Hartnett (DNP), *2B Billy Herman, P Bill Lee
1939	*3B Stan Hack, 2B Billy Herman, P Bill Lee
1940	P Larry French, *2B Billy Herman, CF Hank Leiber (DNP), RF Bill Nicholson
1941	*3B Stan Hack, CF Hank Leiber (DNP), *RF Bill Nicholson, P Claude Passeau
1942	P Claude Passeau
1943	*3B Stan Hack, *RF Bill Nicholson, P Claude Passeau (DNP)
1944	*1B Phil Cavarretta, 2B Don Johnson (DNP), RF Bill Nicholson
1945	No Game Was Played
1946	1B Phil Cavarretta, CF Peanuts Lowrey, *P Claude Passeau, P Johnny Schmitz (DNP)
1947	1B Phil Cavarretta, CF Andy Pafko
1948	C Clyde McCullough (DNP), *3B Andy Pafko, P Johnny Schmitz, 1B Eddie Waitkus
1949	CF Andy Pafko
1950	CF Andy Pafko, P Bob Rush (DNP), *RF Hank Sauer
1951	C Bruce Edwards (DNP), P Dutch Leonard (DNP)
1952	C Toby Atwell (DNP), P Bob Rush, *LF Hank Sauer
1953	LF Ralph Kiner
1954	3B Randy Jackson
1955	2B Gene Baker, *SS Ernie Banks, 3B Randy Jackson, P Sam Jones
1956	SS Ernie Banks (DNP)
1957	SS Ernie Banks
1958	*SS Ernie Banks, LF Walt Moryn (DNP), RF Lee Walls
1959	Game 1*SS Ernie Banks, P Don Elston
	Game 2*SS Ernie Banks
1960	Game 1*SS Ernie Banks
	Game 2*SS Ernie Banks
1961	Game 1RF George Altman, 2B Don Zimmer
	Game 2RF George Altman, SS Ernie Banks, 2B Don Zimmer (DNP)
1962	Game 11B Ernie Banks
	Game 2RF George Altman, 1B Ernie Banks, LF Billy Williams
1963	P Larry Jackson, 3B Ron Santo
1964	P Dick Ellsworth (DNP), 3B Ron Santo (DNP), *LF Billy Williams
1965	*1B Ernie Banks, 3B Ron Santo, RF Billy Williams
1966	*3B Ron Santo
1967	1B Ernie Banks, P Fergie Jenkins
1968	*SS Don Kessinger, 3B Ron Santo, LF Billy Williams
1969	1B Ernie Banks, 2B Glenn Beckert, C Randy Hundley, *SS Don Kessinger, *3B Ron Santo
1970	*2B Glenn Beckert, LF Jim Hickman, *SS Don Kessinger
1971	*2B Glenn Beckert, P Fergie Jenkins, SS Don Kessinger, 3B Ron Santo
1972	2B Glenn Beckert, P Fergie Jenkins (DNP), *SS Don Kessinger, 3B Ron Santo, LF Billy Williams
1973	*3B Ron Santo, *RF Billy Williams
1974	SS Don Kessinger
1975	3B Bill Madlock
1976	C Steve Swisher (DNP)
1977	CF Jerry Morales, P Rick Reuschel, P Bruce Sutter (DNP), 2B Manny Trillo
1978	P Bruce Sutter
1979	LF Dave Kingman (DNP), P Bruce Sutter
1980	*LF Dave Kingman, P Bruce Sutter
1981	1B Bill Buckner
1982	CF Leon Durham (DNP)
1983	RF Leon Durham, P Lee Smith
1984	C Jody Davis, *2B Ryne Sandberg
1985	2B Ryne Sandberg
1986	2B Ryne Sandberg
1987	C Jody Davis, *2B Ryne Sandberg, *RF Andre Dawson, *2B Ryne Sandberg, P Lee Smith, P Rick Sutcliffe
1988	*RF Andre Dawson, SS Shawn Dunston (DNP), 3B Vance Law, P Greg Maddux (DNP), LF Rafael Palmeiro, *2B Ryne Sandberg
1989	RF Andre Dawson, *2B Ryne Sandberg, P Rick Sutcliffe, P Mitch Williams
1990	*RF Andre Dawson, SS Shawn Dunston, *2B Ryne Sandberg
1991	LF George Bell, *RF Andre Dawson, *2B Ryne Sandberg
1992	P Greg Maddux, *2B Ryne Sandberg
1993	*1B Mark Grace, *2B Ryne Sandberg

1994	P Randy Myers
1995	1B Mark Grace, P Randy Myers, RF Sammy Sosa
1996	P Steve Trachsel
1997	1B Mark Grace
1998	RF Sammy Sosa (DNP)
1999	*RF Sammy Sosa
2000	C Joe Girardi (DNP), *RF Sammy Sosa
2001	P Jon Lieber, *RF Sammy Sosa
2002	*RF Sammy Sosa
2003	P Mark Prior (DNP), P Kerry Wood
2004	LF Moises Alou, RF Sammy Sosa*, P Carlos Zambrano
2005	*+1B Derrek Lee, *3B Aramis Ramirez
2006	P Carlos Zambrano (DNP)
2007	1B Derrek Lee, OF Alfonso Soriano
2008	P Ryan Dempster, *OF Kosuke Fukudome, P Carlos Marmol, 3B Aramis Ramirez, OF Alfonso Soriano (DNP), *C Geovany Soto, P Kerry Wood (DNP), P Carlos Zambrano
2009	P Ted Lilly (DNP)
2010	CF Marlon Byrd
2011	SS Starlin Castro
2012	SS Starlin Castro, 1B Bryan LaHair

***Starter**
+Leading vote-getter
(DNP) Did Not Play

HEY NOW, YOU'RE AN ALL-STAR

Ernie Banks was selected to the National League All-Star team 14 times, the highest total for a Cubs player. Ryne Sandberg ranks second in club history with 10 All-Star appearances (nine starts).

The only Cub to earn Most Valuable Player honors was Bill Madlock, who had a game-winning two-run bases-loaded ninth-inning single off the White Sox's Rich Gossage in the 1975 contest. Madlock shared MVP honors with the New York Mets' Jon Matlack.

Seven Cubs batters have hit All-Star home runs, most recently Alfonso Soriano in the 2007 contest off Seattle's J.J. Putz. The others: Augie Galan (1936 off Detroit's Schoolboy Rowe), Hank Sauer (1952 off Cleveland's Bob Lemon), Ernie Banks (1960 off Boston's Bill Monbouquette), George Altman (1961 off Boston's Mike Fomiele), Billy Williams (1964 off Kansas City's John Wyatt) and Andre Dawson (1991 off Boston's Roger Clemens).

Cubs pitchers have earned five All-Star wins — Bob Rush (1952), Larry Jackson (1963), Bruce Sutter (1978 and 1979) and Lee Smith (1987). Cubs relievers have picked up four saves (Lon Warneke in 1936, Don Elston in 1959, Sutter in 1980 and Randy Myers in 1995). Cubs pitchers have suffered four All-Star losses — Bill Lee (1939), Claude Passeau (1941 and 1946) and Johnny Schmitz (1948).

Passeau is the only Cubs pitcher to start in the All-Star Game, taking the loss in the 1946 Midsummer Classic at Boston's Fenway Park.

The youngest Cubs player to be selected to the N.L. All-Star team and appear in the game was Starlin Castro, who was 21 years old at the 2011 Midsummer Classic in Arizona. The youngest Cubs pitcher to appear in an All-Star Game was 23-year-old Carlos Zambrano (2004).

The oldest Cub to play in an All-Star Game was 38-year-old Ernie Banks, who made his 13th and final All-Star appearance in the 1969 Classic in Washington, DC.

Three Cubs managers have guided the N.L. All-Star team — Charlie Grimm (1936 and 1946), Gabby Hartnett (1939) and Dusty Baker (2003).

Three All-Star Games have been played at Wrigley Field — in 1947, in 1962 and in 1990. The American League won all three games by scores of 2-1, 9-4 and 2-0.

Cubs Opening Day Lineups And Results Since 1924

1924 April 15 — Cubs 5 @St. Louis 6 MGR Bill Killefer CF Jigger Statz (3) SS Sparky Adams (1) 2B George Grantham (2) 1B Ray Grimes (4) 3B Barney Friberg (3) LF Hack Miller (3) RF Otto Vogel (1) C Bob O'Farrell (3) P Vic Aldridge (1)	1930 April 15 — Cubs 9 @St. Louis 8 MGR Joe McCarthy SS Woody English (3) 3B Footsie Blair (1) 2B Rogers Hornsby (2) CF Hack Wilson (5) RF Kiki Cuyler (3) LF Riggs Stephenson (4) 1B Charlie Grimm (6) C Gabby Hartnett (5) P Sheriff Blake (1)	1936 April 14 — Cubs 12 @St. Louis 7 MGR Charlie Grimm CF Augie Galan (2) 2B Billy Herman (5) RF Chuck Klein (3) C Gabby Hartnett (11) LF Frank Demaree (2) 1B Charlie Grimm (12) 3B Stan Hack (2) SS Billy Juries (5) P Lon Warneke (4)	1942 April 14 — Cubs 5 @St. Louis 4 MGR Jimmy Wilson 3B Stan Hack (8) CF Charlie Gilbert (1) RF Bill Nicholson (2) LF Dom Dallessandro (3) 1B Phil Cavarretta (3) C Clyde McCullough (2) 2B Lou Stringer (2) SS Bobby Sturgeon (2) P Claude Passeau (2)
1925 April 14 — Pittsburgh 2 @Cubs 8 MGR Bill Killefer SS *Ike McAuley (1) RF Cliff Heathcote (2) 2B Sparky Adams (2) C Gabby Hartnett (2) 3B Barney Friberg (4) LF Hack Miller (4) CF Jigger Statz (4) 1B *Charlie Grimm (1) P Grover Alexander (5)	1931 April 14 — Pittsburgh 2 @Cubs 6 MGR Rogers Hornsby RF Kiki Cuyler (4) SS Woody English (4) 2B Rogers Hornsby (3) CF Hack Wilson (6) LF Riggs Stephenson (5) C Gabby Hartnett (6) 1B Les Bell (1) 3B Charlie Grimm (7) P Charlie Root (4)	1937 April 20 — Pittsburgh 5 @Cubs 0 MGR Charlie Grimm LF Augie Galan (3) 2B Billy Herman (6) CF Phil Cavarretta (1) 1B *Ripper Collins (1) RF Frank Demaree (3) C Ken O'Dea (1) 3B Stan Hack (3) SS Billy Juries (6) P Larry French (1)	1943 April 21 — Pittsburgh 6 @Cubs 0 MGR Jimmy Wilson 3B Stan Hack (9) 2B *Eddie Stanky (1) RF Bill Nicholson (3) 1B *Heinz Becker (1) LF Dom Dallessandro (4) CF Phil Cavarretta (4) SS Lennie Merullo (1) C Clyde McCullough (3) P *Paul Derringer (1)
1926 April 13 — Cubs 6 @Cincinnati 7 (10) MGR Joe McCarthy 2B Sparky Adams (3) LF Cliff Heathcote (3) RF Joe Munson (1) CF *Hack Wilson (1) 3B Howard Freigau (1) 1B Charlie Grimm (2) SS Jimmy Cooney (4) C Gabby Hartnett (3) P Wilbur Cooper (1)	1932 April 12 — Cubs 4 @Cincinnati 5 MGR Rogers Hornsby 3B *Stan Hack (1) 2B Billy Herman (1) CF Kiki Cuyler (5) RF Vince Barton (1) LF Riggs Stephenson (6) C Gabby Hartnett (7) 1B Charlie Grimm (8) SS Billy Juries (1) P Charlie Root (5)	1938 April 19 — Cubs 8 @Cincinnati 7 MGR Charlie Grimm 3B Stan Hack (4) 2B Billy Herman (7) 1B Ripper Collins (2) RF Frank Demaree (4) CF Joe Marty (1) LF *Coaker Triplett (1) SS Billy Juries (7) C Gabby Hartnett (12) P Clay Bryant (1)	1944 April 18 — Cubs 3 @Cincinnati 0 MGR Jimmy Wilson 2B Don Johnson (1) 1B Phil Cavarretta (5) RF Bill Nicholson (4) LF Ival Goodman (1) CF Andy Pafko (1) 3B *Tony York (1) SS Bill Schuster (1) C Billy Holm (1) P Hank Wyse (1)
1927 April 12 — St. Louis 1 @Cubs 10 MGR Joe McCarthy 2B Sparky Adams (4) RF Cliff Heathcote (4) LF *Earl Webb (1) CF Hack Wilson (2) 3B Riggs Stephenson (1) 1B Charlie Grimm (3) C Mike Gonzalez (1) SS Jimmy Cooney (5) P Charlie Root (1)	1933 April 12 — St. Louis 0 @Cubs 3 MGR Charlie Grimm 2B Billy Herman (2) 3B Woody English (5) RF *Babe Herman (1) LF Riggs Stephenson (7) CF Frank Demaree (1) 1B Charlie Grimm (9) SS Billy Juries (2) C Gabby Hartnett (8) P Lon Warneke (1)	1939 April 21 — Cubs 4 @St. Louis 2 MGR Gabby Hartnett 3B Stan Hack (5) 2B Billy Herman (8) LF *Jim Gleeson (1) CF *Hank Leiber (1) RF Joe Marty (2) 1B Phil Cavarretta (2) C *Gus Mancuso (1) SS *Dick Bartell (1) P Bill Lee (1)	1945 April 17 — St. Louis 2 @Cubs 3 MGR Charlie Grimm 3B Stan Hack (10) SS Lennie Merullo (2) 1B Phil Cavarretta (6) RF Bill Nicholson (5) LF Ed Sauer (1) CF Andy Pafko (2) 2B Don Johnson (2) C Mickey Livingston (1) P Paul Derringer (2)
1928 April 11 — Cubs 1 @Cincinnati 5 MGR Joe McCarthy SS Woody English (1) 2B *Freddie Maguire (1) RF *Kiki Cuyler (1) CF Hack Wilson (3) LF Riggs Stephenson (2) 1B Charlie Grimm (4) C Gabby Hartnett (4) 3B *Johnny Butler (1) P Charlie Root (2)	1934 April 17 — Cubs 6 @Cincinnati 0 MGR Charlie Grimm 3B Woody English (6) 2B Billy Herman (3) LF *Chuck Klein (1) RF Babe Herman (2) CF *Tuck Stainback (1) 1B Charlie Grimm (10) SS Billy Juries (3) C Gabby Hartnett (9) P Lon Warneke (2)	1940 April 16 — Cubs 1 @Cincinnati 2 MGR Gabby Hartnett 3B Stan Hack (6) 2B Billy Herman (9) CF Augie Galan (4) RF Hank Leiber (2) LF *Dom Dallessandro (1) 1B Rip Russell (1) C *Al Todd (1) SS *Bobby Sturgeon (1) P Bill Lee (2)	1946 April 16 — Cubs 4 @Cincinnati 3 MGR Charlie Grimm 3B Stan Hack (11) 2B Don Johnson (3) LF Peanuts Lowrey (1) 1B Phil Cavarretta (7) CF Andy Pafko (3) RF Marv Rickert (1) C Mickey Livingston (2) SS *Al Glossop (1) P Claude Passeau (3)
1929 April 16 — Pittsburgh 4 @Cubs 3 MGR Joe McCarthy SS Woody English (2) 3B Clyde Beck (1) RF Kiki Cuyler (2) 2B *Rogers Hornsby (1) CF Hack Wilson (4) LF Riggs Stephenson (3) 1B Charlie Grimm (5) C Mike Gonzalez (2) P Charlie Root (3)	1935 April 16 — St. Louis 3 @Cubs 4 MGR Charlie Grimm LF Augie Galan (1) 2B Billy Herman (4) CF Kiki Cuyler (6) 3B *Freddie Lindstrom (1) RF Chuck Klein (2) 1B Charlie Grimm (11) C Gabby Hartnett (10) SS Billy Juries (4) P Lon Warneke (3)	1941 April 15 — Pittsburgh 4 @Cubs 7 MGR Jimmy Wilson 3B Stan Hack (7) 1B *Eddie Waitkus (1) CF Dom Dallessandro (2) RF Bill Nicholson (1) LF *Lou Novikoff (1) 2B Billy Herman (10) SS *Lou Stringer (1) C Clyde McCullough (1) P Claude Passeau (1)	1947 April 15 — Pittsburgh 1 @Cubs 0 MGR Charlie Grimm 3B Stan Hack (12) 1B Eddie Waitkus (2) CF Andy Pafko (4) LF Phil Cavarretta (8) RF Bill Nicholson (6) C Bob Scheffing (1) 2B Don Johnson (4) SS Lennie Merullo (3) P Hank Borowy (1)

*Denotes Cubs Debut

1948

April 20 – Cubs 2 @Pittsburgh 3
 MGR Charlie Grimm
 2B Hank Schenz (1)
 1B Eddie Waitkus (3)
 CF *Hal Jeffcoat (1)
 3B Andy Pafko (5)
 LF Phil Cavarretta (9)
 RF Bill Nicholson (7)
 C Clyde McCullough (4)
 SS *Roy Smalley (1)
 P Russ Meyer (1)

1949

April 19 – Pittsburgh 1 @Cubs 0
 MGR Charlie Grimm
 LF *Harry Walker (1)
 3B *Frankie Gustine (1)
 1B Phil Cavarretta (10)
 CF Andy Pafko (6)
 C Bob Scheffing (2)
 RF Hal Jeffcoat (2)
 SS Roy Smalley (2)
 2B Emil Verban (1)
 P *Dutch Leonard (1)

1950

April 18 – Cubs 9 @Cincinnati 6
 MGR Frankie Frisch
 2B Wayne Terwilliger (1)
 RF Hal Jeffcoat (3)
 1B *Preston Ward (1)
 LF Hank Sauer (1)
 CF Andy Pafko (7)
 3B Bill Serena (1)
 SS Roy Smalley (3)
 C Mickey Owen (1)
 P Johnny Schmitz (1)

1951

April 17 – Cincinnati 3 @Cubs 8
 MGR Frankie Frisch
 2B Wayne Terwilliger (2)
 RF Frankie Baumholtz (1)
 LF Hank Sauer (2)
 3B Bill Serena (2)
 CF Andy Pafko (8)
 1B *Dee Fondy (1)
 SS Roy Smalley (4)
 C Rube Walker (1)
 P Frank Hiller (1)

1952

April 15 – Cubs 6 @Cincinnati 5 (10)
 MGR Phil Cavarretta
 2B Eddie Miksis (1)
 1B Dee Fondy (2)
 RF Frankie Baumholtz (2)
 LF Hank Sauer (3)
 3B Randy Jackson (1)
 C *Toby Atwell (1)
 CF Hal Jeffcoat (4)
 SS Roy Smalley (5)
 P Paul Minner (1)

1953

April 14 – Cincinnati 2 @Cubs 3
 MGR Phil Cavarretta
 SS Eddie Miksis (2)
 RF Frankie Baumholtz (3)
 1B Dee Fondy (3)
 2B Bill Serena (3)
 CF Preston Ward (2)
 3B Randy Jackson (2)
 C Clyde McCullough (5)
 LF Gene Hermanski (1)
 P Bob Rush (1)

1954

April 13 – Cubs 13 @St. Louis 4
 MGR Stan Hack
 CF Bobby Talbot (1)
 1B Dee Fondy (4)
 LF Ralph Kiner (1)
 RF Hank Sauer (4)
 3B Randy Jackson (3)
 SS Ernie Banks (1)
 2B Gene Baker (1)
 C Clyde McCullough (6)
 P Paul Minner (2)

1955

April 11 – Cubs 7 @Cincinnati 5
 MGR Stan Hack
 CF *Gale Wade (1)
 2B Gene Baker (2)
 RF Frankie Baumholtz (4)
 LF Hank Sauer (5)
 3B Randy Jackson (4)
 SS Ernie Banks (2)
 1B Dee Fondy (5)
 C Harry Chiti (1)
 P Bob Rush (2)

1956

April 17 – Cubs 0 @Milwaukee 6
 MGR Stan Hack
 3B *Don Hoak (1)
 2B Gene Baker (3)
 CF Gale Wade (2)
 SS Ernie Banks (3)
 RF *Walt Moryn (1)
 LF *Monte Irvin (1)
 1B Dee Fondy (6)
 C *Hobie Landrith (1)
 P Bob Rush (3)

1957

April 16 – Milwaukee 4 @Cubs 1
 MGR Bob Scheffing
 1B Dee Fondy (7)
 2B *Casey Wise (1)
 CF *Bob Will (1)
 SS Ernie Banks (4)
 3B Gene Baker (4)
 LF Jim Bolger (1)
 RF Walt Moryn (2)
 C *Cal Neeman (1)
 P Bob Rush (4)

1958

April 15 – Cubs 4 @St. Louis 0
 MGR Bob Scheffing
 2B *Tony Taylor (1)
 RF Lee Walls (1)
 SS Ernie Banks (5)
 LF Walt Moryn (3)
 CF *Bobby Thomson (1)
 1B Dale Long (1)
 3B John Goryl (1)
 C Cal Neeman (2)
 P Jim Brosnan (1)

1959

April 11 – Los Angeles 1 @Cubs 6
 MGR Bob Scheffing
 2B Tony Taylor (2)
 CF *George Altman (1)
 SS Ernie Banks (6)
 LF Walt Moryn (4)
 3B *Earl Averill (1)
 1B Dale Long (2)
 RF Bobby Thomson (2)
 C Sammy Taylor (1)
 P Bob Anderson (1)

1960

April 12 – Cubs 2 @Los Angeles 3 (11)
 MGR Charlie Grimm
 CF *Richie Ashburn (1)
 2B Tony Taylor (3)
 RF Bob Will (2)
 SS Ernie Banks (7)
 LF *Frank Thomas (1)
 1B George Altman (2)
 3B *Don Zimmer (1)
 C Cal Neeman (3)
 P Bob Anderson (2)

1961

April 11 – Cubs 1 @Cincinnati 7
 MGR Vedic Himsel
 LF Richie Ashburn (2)
 2B Don Zimmer (2)
 RF Billy Williams (1)
 SS Ernie Banks (8)
 3B Ron Santo (1)
 CF Al Heist (1)
 1B *Andre Rodgers (1)
 C Moe Thacker (1)
 P Glen Hobbie (1)

1962

April 10 – Cubs 2 @Houston 11
 MGR Elvin Tappe
 CF Lou Brock (1)
 2B Ken Hubbs (1)
 LF Billy Williams (2)
 1B Ernie Banks (9)
 RF George Altman (3)
 3B Ron Santo (2)
 SS *Elder White (1)
 C Cuno Barragan (1)
 P Don Cardwell (1)

1963

April 9 – Los Angeles 5 @Cubs 1
 MGR Bob Kennedy
 CF Don Landrum (1)
 SS Andre Rodgers (2)
 LF Billy Williams (3)
 3B Ron Santo (3)
 1B Ernie Banks (10)
 RF Lou Brock (2)
 2B Ken Hubbs (2)
 C Dick Bertell (1)
 P *Larry Jackson (1)

1964

April 14 – Cubs 8 @Pittsburgh 4 (10)
 MGR Bob Kennedy
 2B Jimmy Stewart (1)
 RF Lou Brock (3)
 LF Billy Williams (4)
 3B Ron Santo (4)
 1B Ernie Banks (11)
 SS Andre Rodgers (3)
 CF Billy Cowan (1)
 C Dick Bertell (2)
 P Larry Jackson (2)

1965

April 12 – St. Louis 10 @Cubs 10 (11)
 MGR Bob Kennedy
 2B *Glenn Beckert (1)
 SS *Roberto Pena (1)
 CF Billy Williams (5)
 3B Ron Santo (5)
 LF George Altman (4)
 1B Ernie Banks (12)
 RF Doug Clemens (1)
 C Dick Bertell (3)
 P Larry Jackson (3)

1966

April 12 – Cubs 1 @San Francisco 9
 MGR Leo Durocher
 CF *Ty Cline (1)
 2B Glenn Beckert (2)
 RF Billy Williams (6)
 3B Ron Santo (6)
 LF George Altman (5)
 1B Ernie Banks (13)
 C *Randy Hundley (1)
 SS Don Kessinger (1)
 P Larry Jackson (4)

1967

April 11 – Philadelphia 2 @Cubs 4
 MGR Leo Durocher
 SS Don Kessinger (2)
 2B Glenn Beckert (3)
 LF Billy Williams (7)
 3B Ron Santo (7)
 1B Ernie Banks (14)
 RF Lee Thomas (1)
 C Dick Bertell (4)
 CF Adolfo Phillips (1)
 P Fergie Jenkins (1)

1968

April 10 – Cubs 4 @Cincinnati 9
 MGR Leo Durocher
 RF Lou Johnson (1)
 SS Don Kessinger (3)
 LF Billy Williams (8)
 3B Ron Santo (8)
 1B Ernie Banks (15)
 C Randy Hundley (2)
 2B *Jose Arcia (1)
 CF Adolfo Phillips (2)
 P Joe Niekro (1)

1969

April 8 – Philadelphia 6 @Cubs 7 (11)
 MGR Leo Durocher
 SS Don Kessinger (4)
 2B Glenn Beckert (4)
 LF Billy Williams (9)
 3B Ron Santo (9)
 1B Ernie Banks (16)
 C Randy Hundley (3)
 RF Jim Hickman (1)
 CF Don Young (1)
 P Fergie Jenkins (2)

1970

April 7 – Cubs 0 @Philadelphia 2
 MGR Leo Durocher
 SS Don Kessinger (5)
 2B Glenn Beckert (5)
 LF Billy Williams (10)
 3B Ron Santo (10)
 1B Ernie Banks (17)
 RF *Johnny Callison (1)
 CF Jim Hickman (2)
 C *J.C. Martin (1)
 P Fergie Jenkins (3)

1971

April 6 – St. Louis 1 @Cubs 2 (10)
 MGR Leo Durocher
 SS Don Kessinger (6)
 2B Glenn Beckert (6)
 LF Billy Williams (11)
 3B Ron Santo (11)
 1B Joe Pepitone (1)
 RF Johnny Callison (2)
 CF *Jose Ortiz (1)
 C Ken Rudolph (1)
 P Fergie Jenkins (4)

1972

April 15 – Philadelphia 4 @Cubs 2
MGRLeo Durocher
RF*Jose Cardenal (1)
2BGlenn Beckert (7)
LFBilly Williams (12)
3BRon Santo (12)
1BJoe Pepitone (2)
CRandy Hundley (4)
CF*Rick Monday (1)
SSDon Kessinger (7)
PFergie Jenkins (5)

1973

April 6 – Montreal 2 @Cubs 3
MGRWhitely Lockman
CFRick Monday (2)
RFJose Cardenal (2)
LFBilly Williams (13)
1BJoe Pepitone (3)
3BRon Santo (13)
2BGlenn Beckert (8)
CRandy Hundley (5)
SSDon Kessinger (8)
PFergie Jenkins (6)

1974

April 9 – Philadelphia 0 @Cubs 2
MGRWhitely Lockman
2B*Vic Harris (1)
CFRick Monday (3)
LF*Jerry Morales (1)
1BBilly Williams (14)
RFJose Cardenal (3)
3B*Bill Madlock (1)
C*George Mitterwald (1)
SSDon Kessinger (9)
PBill Bonham (1)

1975

April 10 – Pittsburgh 8 @Cubs 4
MGRJim Marshall
SSDon Kessinger (10)
LFJose Cardenal (4)
3BBill Madlock (2)
CFRick Monday (4)
RFJerry Morales (2)
1BPete LaCock (1)
2B*Manny Trillo (1)
CSteve Swisher (1)
PBill Bonham (2)

1976

April 9 – Cubs 0 @St. Louis 5
MGRJim Marshall
CFRick Monday (5)
LFJose Cardenal (5)
3BBill Madlock (3)
RFJerry Morales (3)
1BAndre Thornton (1)
2BManny Trillo (2)
CSteve Swisher (2)
SSDave Rosello (1)
PRay Burris (1)

1977

April 7 – New York 5 @Cubs 3
MGRHerman Franks
SS*Ivan Dejesus (1)
LFJose Cardenal (6)
1BLarry Bittner (1)
RF*Bobby Murcer (1)
CFJerry Morales (4)
3B*Steve Ontiveros (1)
CSteve Swisher (3)
2BManny Trillo (3)
PRay Burris (2)

1978

April 7 – Cubs 0 @Pittsburgh 1
MGRHerman Franks
SSIvan Dejesus (2)
CFGene Clines (1)
1BBill Buckner (1)
RFBobby Murcer (2)
LF*Dave Kingman (1)
3BSteve Ontiveros (2)
2BManny Trillo (4)
C*Dave Rader (1)
PRick Reuschel (1)

1979

April 5 – New York 10 @Cubs 6
MGRHerman Franks
SSIvan Dejesus (3)
2B*Ted Sizemore (1)
1BBill Buckner (2)
LFDave Kingman (2)
RFBobby Murcer (3)
3BSteve Ontiveros (3)
CF*Jerry Martin (1)
C*Barry Foote (1)
PRick Reuschel (2)

1980

April 10 – Cubs 2 @New York 5
MGRPreston Gomez
2B*Lenny Randle (1)
SSIvan Dejesus (4)
1BBill Buckner (3)
LFDave Kingman (3)
RFKen Henderson (1)
3BSteve Ontiveros (4)
CF*Carlos Lezcano (1)
CTim Blackwell (1)
PRick Reuschel (3)

1981

April 9 – New York 2 @Cubs 0
MGRJoe Amalfitano
SSIvan Dejesus (5)
2B*Joe Strain (1)
1BBill Buckner (4)
LF*Steve Henderson (1)
RFJerry Morales (2)
3B*Ken Reitz (1)
CFScot Thompson (1)
CTim Blackwell (2)
PRick Reuschel (4)

1982

April 5 – Cubs 3 @Cincinnati 2
MGRLee Elia
2B*Bump Wills (1)
SS*Larry Bowa (1)
1BBill Buckner (5)
RFLeon Durham (2)
C*Keith Moreland (1)
LFSteve Henderson (2)
3B*Ryne Sandberg (1)
CFTy Waller (1)
PDoug Bird (1)

1983

April 6 – Montreal 3 @Cubs 0
MGRLee Elia
LFMel Hall (1)
2BRyne Sandberg (2)
1BBill Buckner (6)
CFLeon Durham (3)
3B*Ron Cey (1)
RFKeith Moreland (2)
CJody Davis (1)
SSLarry Bowa (2)
PFergie Jenkins (7)

1984

April 3 – Cubs 5 @San Francisco 3
MGRJim Frey
CF*Bobby Dernier (1)
2BRyne Sandberg (3)
LF*Gary Matthews (1)
3BRon Cey (2)
RFKeith Moreland (3)
CJody Davis (2)
1BLeon Durham (4)
SSLarry Bowa (3)
PDick Ruthven (1)

1985

April 9 – Pittsburgh 1 @Cubs 2
MGRJim Frey
CFBobby Dernier (2)
2BRyne Sandberg (4)
LFGary Matthews (2)
1BLeon Durham (5)
RFKeith Moreland (4)
3BRon Cey (3)
CJody Davis (3)
SSShawon Dunston (1)
PRick Sutcliffe (1)

1986

April 8 – Cubs 1 @St. Louis 2
MGRJim Frey
CFBobby Dernier (3)
3BManny Trillo (5)
2BRyne Sandberg (5)
RFKeith Moreland (5)
1BLeon Durham (6)
CJody Davis (4)
LFBrian Dayett (1)
SSShawon Dunston (2)
PRick Sutcliffe (2)

1987

April 7 – St. Louis 9 @Cubs 3
MGRGene Michael
CFBobby Dernier (4)
2BRyne Sandberg (6)
RF*Andre Dawson (1)
3BKeith Moreland (6)
CJody Davis (5)
LFBrian Dayett (2)
1BLeon Durham (7)
SSShawon Dunston (3)
PRick Sutcliffe (3)

1988

April 5 – Cubs 10 @Atlanta 9 (13)
MGRDon Zimmer
CFDave Martinez (1)
2BRyne Sandberg (7)
RFAndre Dawson (2)
1BLeon Durham (8)
LFRafael Palmeiro (1)
CJody Davis (6)
3B*Vance Law (1)
SSShawon Dunston (4)
PRick Sutcliffe (4)

1989

April 4 – Philadelphia 4 @Cubs 5
MGRDon Zimmer
CFJerome Walton (1)
LFMitch Webster (1)
2BRyne Sandberg (8)
RFAndre Dawson (3)
1BMark Grace (1)
3BVance Law (2)
SSShawon Dunston (5)
C*Joe Girardi (1)
PRick Sutcliffe (5)

1990

April 10 – Philadelphia 1 @Cubs 2
MGRDon Zimmer
CFJerome Walton (2)
2BRyne Sandberg (9)
LFLloyd McClendon (1)
1BMark Grace (2)
3BLuis Salazar (1)
RFDwight Smith (1)
SSShawon Dunston (6)
CJoe Girardi (2)
PMike Bielecki (1)

1991

April 9 – St. Louis 4 @Cubs 1
MGRDon Zimmer
CFJerome Walton (3)
2BRyne Sandberg (10)
1BMark Grace (3)
LF*George Bell (1)
RFAndre Dawson (4)
CDamon Berryhill (1)
SSShawon Dunston (7)
3B*Gary Scott (1)
P*Danny Jackson (1)

1992

April 7 – Cubs 4 @Philadelphia 3
MGRJim Lefebvre
SSShawon Dunston (8)
CF*Sammy Sosa (1)
2BRyne Sandberg (11)
RFAndre Dawson (5)
1BMark Grace (4)
CHector Villanueva (1)
LFLuis Salazar (2)
3BGary Scott (2)
PGreg Maddux (1)

1993

April 5 – Atlanta 1 @Cubs 0
MGRJim Lefebvre
CF*Willie Wilson (1)
SSRey Sanchez (1)
1BMark Grace (5)
LF*Candy Maldonado (1)
RFSammy Sosa (2)
3BSteve Buechele (1)
CRick Wilkins (1)
2BJose Vizcaino (1)
PMike Morgan (1)

1994

April 4 – New York 12 @Cubs 8
MGRTom Trebelhorn
CFKarl Rhodes (1)
2BRyne Sandberg (12)
1BMark Grace (6)
LFDerrick May (1)
RFSammy Sosa (3)
CRick Wilkins (2)
3BSteve Buechele (2)
SSShawon Dunston (9)
PMike Morgan (2)

1995

April 26 – Cubs 7 @Cincinnati 1
MGRJim Riggleman
CF*Brian McCrae (1)
2BRey Sanchez (2)
RFSammy Sosa (4)
1BMark Grace (7)
CRick Wilkins (3)
SSShawon Dunston (10)
3BSteve Buechele (3)
LF*Scott Ballester (1)
PJim Bullinger (1)

1996**April 1 — San Diego 4 @Cubs 5 (10)**

MGR Jim Riggleman
 CF Brian McRae (2)
 2B Ryne Sandberg (13)
 1B Mark Grace (8)
 RF Sammy Sosa (5)
 LF Luis Gonzalez (1)
 C Scott Servais (1)
 3B Jose Hernandez (1)
 SS Rey Sanchez (3)
 P Jaime Navarro (1)

1997**April 1 — Cubs 2 @Florida 4**

MGR Jim Riggleman
 CF Brian McRae (3)
 LF Brant Brown (1)
 1B Mark Grace (9)
 RF Sammy Sosa (6)
 2B Ryne Sandberg (14)
 SS Shawn Dunston (11)
 3B *Kevin Orie (1)
 C Scott Servais (2)
 P *Terry Mulholland (1)

1998**March 31 — Cubs 6 @Florida 11**

MGR Jim Riggleman
 CF Lance Johnson (1)
 2B *Mickey Morandini (1)
 RF Sammy Sosa (7)
 1B Mark Grace (10)
 LF *Henry Rodriguez (1)
 SS *Jeff Blauser (1)
 3B Kevin Orie (2)
 C Scott Servais (3)
 P Kevin Tapani (1)

1999**April 6 — Cubs 2 @Houston 4**

MGR Jim Riggleman
 CF Lance Johnson (2)
 2B Mickey Morandini (2)
 RF Sammy Sosa (8)
 1B Mark Grace (11)
 LF Henry Rodriguez (2)
 C *Benito Santiago (1)
 SS Jose Hernandez (2)
 3B Gary Gaetti (1)
 P Steve Trachsel (1)

2000**March 29 — Cubs 5, New York 3 @Tokyo**

MGR Don Baylor
 2B *Eric Young (1)
 CF *Damon Buford (1)
 1B Mark Grace (12)
 RF Sammy Sosa (9)
 LF Henry Rodriguez (3)
 3B Shane Andrews (1)
 SS Jose Nieves (1)
 C Joe Girardi (3)
 P Jon Lieber (1)

2001**April 2 — Montreal 5 @Cubs 4 (10)**

MGR Don Baylor
 2B Eric Young (2)
 3B *Bill Mueller (1)
 RF Sammy Sosa (10)
 LF Rondell White (1)
 1B *Matt Stairs (1)
 SS Ricky Gutierrez (1)
 CF Damon Buford (2)
 C Joe Girardi (4)
 P Jon Lieber (2)

2002**April 1 — Cubs 4 @Cincinnati 5**

MGR Don Baylor
 2B Delino DeShields (1)
 CF Corey Patterson (1)
 RF Sammy Sosa (11)
 1B Fred McGriff (1)
 LF Roosevelt Brown (1)
 SS *Alex Gonzalez (1)
 C Todd Hundley (1)
 3B *Chris Stynes (1)
 P Jon Lieber (3)

2003**March 31 — Cubs 15 @New York 2**

MGR Dusty Baker
 2B *Mark Grudzielanek (1)
 SS Alex Gonzalez (2)
 RF Sammy Sosa (12)
 LF *Moises Alou (1)
 1B Hee Seop Choi (1)
 3B *Mark Bellhorn (1)
 CF Corey Patterson (2)
 C *Damian Miller (1)
 P Kerry Wood (1)

2004**April 5 — Cubs 7 @Reds 4**

MGR Dusty Baker
 2B Mark Grudzielanek (2)
 CF Corey Patterson (3)
 RF Sammy Sosa (13)
 LF Moises Alou (2)
 3B Aramis Ramirez (1)
 1B *Derrek Lee (1)
 SS Alex Gonzalez (3)
 C *Michael Barrett (1)
 P Kerry Wood (2)

2005**April 4 — Cubs 16 @Diamondbacks 6**

MGR Dusty Baker
 CF Corey Patterson (4)
 2B Todd Walker (1)
 SS Nomar Garciaparra (1)
 3B Aramis Ramirez (2)
 RF *Jeromy Burnitz (1)
 1B Derrek Lee (2)
 LF Todd Hollandsworth (1)
 C Michael Barrett (2)
 P Carlos Zambrano (1)

2006**April 3 — Cubs 16 @Reds 7**

MGR Dusty Baker
 CF *Juan Pierre (1)
 2B Todd Walker (2)
 1B Derrek Lee (3)
 3B Aramis Ramirez (3)
 RF *Jacque Jones (1)
 C Michael Barrett (3)
 LF Matt Murton (1)
 SS Ronny Cedenio (1)
 P Carlos Zambrano (2)

2007**April 2 — @Reds 5 Cubs 1**

MGR Lou Piniella
 CF *Alfonso Soriano (1)
 LF Matt Murton (2)
 1B Derrek Lee (4)
 3B Aramis Ramirez (4)
 RF Jacque Jones (2)
 C Michael Barrett (4)
 2B *Mark DeRosa (1)
 SS Cesar Izturis (1)
 P Carlos Zambrano (3)

2008**March 31 — Brewers 4 @Cubs 3 (10)**

MGR Lou Piniella
 SS Ryan Theriot (1)
 LF Alfonso Soriano (2)
 1B Derrek Lee (5)
 3B Aramis Ramirez (5)
 RF *Kosuke Fukudome (1)
 2B Mark DeRosa (2)
 C Geovany Soto (1)
 CF Felix Pie (1)
 P Carlos Zambrano (4)

2009**April 6 — Cubs 4, @Astros 2**

MGR Lou Piniella
 LF Alfonso Soriano (3)
 CF Kosuke Fukudome (2)
 1B Derrek Lee (6)
 RF *Milton Bradley (1)
 3B Aramis Ramirez (6)
 2B Mike Fontenot (1)
 C Geovany Soto (2)
 SS Ryan Theriot (2)
 P Carlos Zambrano (5)

2010**April 5 — @Braves 16 Cubs 5**

MGR Lou Piniella
 SS Ryan Theriot (3)
 RF Kosuke Fukudome (3)
 1B Derrek Lee (7)
 3B Aramis Ramirez (7)
 CF *Marlon Byrd (1)
 LF Alfonso Soriano (4)
 2B Mike Fontenot (2)
 C Geovany Soto (3)
 P Carlos Zambrano (6)

2011**April 1 — Pirates 6 @Cubs 3**

MGR Mike Quade
 RF Kosuke Fukudome (4)
 SS Starlin Castro (1)
 CF Marlon Byrd (2)
 3B Aramis Ramirez (8)
 1B *Carlos Peña (1)
 C Geovany Soto (4)
 LF Alfonso Soriano (5)
 2B Darwin Barney (1)
 P Ryan Dempster (1)

2012**April 5 — Nationals 2 @Cubs 1**

MGR Dale Sveum
 RF *David DeJesus (1)
 2B Darwin Barney (2)
 SS Starlin Castro (2)
 LF Alfonso Soriano (6)
 3B *Ian Stewart (1)
 1B Jeff Baker (1)
 CF Marlon Byrd (3)
 C Geovany Soto (5)
 P Ryan Dempster (2)

CUBS ON OPENING DAY

Overall Opening Day Record (Since 1876): 74-61-2

Record in Home Openers: 78-60-2

Record in Road Openers: 78-58

Record in Wrigley Field Openers: 52-44-1

MOST OPENING DAY STARTS BY POSITION

Pitcher: 7, Fergie Jenkins (year of last start — 1983)

Catcher: 12, Gabby Hartnett (1938)

First Base: 16, Cap Anson (1895) ... since 1900 — 12, Charlie Grimm (1936) and Mark Grace (2000)

Second Base: 13, Ryne Sandberg (1997)

Shortstop: 11, Shawn Dunston (1997)

Third Base: 13, Ron Santo (1973)

Left Field: 10, Billy Williams (1973)

Center Field: 8, George Gore (1886) ... since 1900 — 7, Andy Pafko (1951)

Right Field: 13, Sammy Sosa (2004)

Note: Cubs Opening Day lineups from 1876-1923 may be found at mlbpressbox.com in the Cubs media guide section.

Cubs Winning And Losing Streaks

LAST WINNING STREAKS OF ...

7 Games: 2011.....	7/31-8/6
9 Games: 2008.....	5/26-6/3
12 Games: 2001.....	5/19-6/2
13-15 Games: 1936.....	6/4-21
16-21 Games: 1935.....	9/4-27

LAST WRIGLEY FIELD WINNING STREAKS OF ...

6 Games: 2012.....	6/29-7/15
7-13 Games: 2009.....	6/18-7/3
14 Games: 2008.....	5/18, 5/26-6/1, 6/10-12, 6/20-22
15-18 Games: 1935.....	9/4-22

LAST ROAD WINNING STREAKS OF ...

5 Games: 2011.....	7/31-8/4
6-8 Games: 2010.....	9/13-19, 9/27-28
9 Games: 2008.....	7/23, 7/28-31, 8/13-15
10-12 Games: 1945.....	7/1-8, 8/3
13-14 Games: 1906.....	8/6-13, 9/3-4, 9/13-15

BEST SEASON STARTS ...

1879.....	15-1 ... 18-2 ... 21-3
1880.....	14-1 ... 14-2 ... 35-3 ... 36-4
1869.....	11-1
1934.....	7-0 ... 9-1

LAST LOSING STREAKS OF ...

7 Games: 2012.....	9/22-29
8 Games: 2012.....	7/31-8/8
9 Games: 2002.....	5/8-18
10-12 Games: 2012.....	5/15-27
13-14 Games: 1997.....	4/1-20

LAST WRIGLEY FIELD LOSING STREAKS OF ...

5 Games: 2012.....	5/16-20
6 Games: 2007.....	5/20, 5/28-6/2
7 Games: 1997.....	4/8-16, 4/24
8 Games: 2010.....	8/6-8, 8/16-20
9-12 Games: 2006.....	5/31, 6/13-18, 6/26-27

LAST ROAD LOSING STREAKS OF ...

7 Games: 2009.....	5/9-24, 6/2
8 Games: 2012.....	8/19-9/6
9 Games: 2012.....	7/25-8/10
10 Games: 2006.....	8/25-30, 9/8-10
11 Games: 2012.....	5/15-6/4

WORST SEASON STARTS ...

1997.....	0-14
1981.....	1-13 ... 5-27
1962.....	0-7 ... 1-9 ... 4-17
1983.....	0-6 ... 2-10

BEST/WORST STARTS

Longest Win Streaks At Start Of Year

Overall: 7 games, 1934
At Home: 21 games, 1880
 (since 1900 – 10 games, 1970)
On The Road: 7 games, 1883
 (since 1900 – 6 games, 1934)

Longest Loss Streaks At Start Of Year

Overall: 14 games, 1997
At Home: 12 games, 1994
On The Road: 9 games, 1981

Best Second-Half Start

Overall: 7-0, 1933
Since Return Of One All-Star Game: 5-0, 1993

Best Second-Half 20-Game Starts

1935.....	17-3
1945.....	16-4
2000.....	15-5

Cubs Best And Worst Monthly Records

MONTH	BEST RECORD	MOST WINS	FEWEST LOSSES
March/April	1907 – 13-2 (.867)	17 (2008)	2 (1907, 1934)
May	1879 – 14-1 (.933)	21 (1903, 1977)	1 (1879)
June	1880 – 16-1 (.941)	21 (1885, 1936, 1967)	1 (1880)
July	1876 – 11-2 (.846)	26 (1935, 1945)	2 (1876)
August	1906 – 26-3 (.897)	26 (1906)	3 (1880, 1906)
September/October	1882 – 16-2 (.889)	28 (1908)	2 (1876, 1882)
MONTH	WORST RECORD	MOST LOSSES	FEWEST WINS
March/April	1944 – 1-9 (.100)	19 (1997)	1 (1944)
May	2006 – 7-22 (.241)	22 (2006)	4 (1877, 1878)
June	1954 – 4-21 (.160)	21 (1954)	4 (1954)
July	1960 – 8-21 (.276)	24 (1957)	4 (1877)
August	1878 – 2-10 (.167)	24 (1999)	2 (1878, 1994)
September/October	1879 – 4-12 (.250)	22 (1900, 1979, 2000)	4 (1879)

Cubs Vs. Opponents Since 1876

VS. NATIONAL LEAGUE: 10,264-9,753

First Game: 4/25/1876 @ Louisville
 (Chicago won 4-0)

In Chicago..... 5,637-4,454

23rd Street Grounds.....	42-18
Lakefront Park.....	225-86
West Side Park.....	288-131
South Side Park II.....	85-75
West Side Grounds.....	1,018-638
Wrigley Field.....	3,979-3,506
All N.L. Road Sites.....	4,627-5,299

VS. CURRENT N.L. OPPONENTS

Arizona (first game – 1998).....	50-61
Atlanta (since 1876).....	1,221-1,024
Cincinnati (since 1890).....	1,100-1,087
Colorado (since 1993).....	81-79
Los Angeles (since 1890).....	1,023-1,028
Miami (since 1993).....	78-81
Milwaukee (since 1997 [A.L. 1997]).....	117-118
New York (since 1962).....	351-347
Philadelphia (since 1883).....	1,211-1,093
Pittsburgh (since 1887).....	1,161-1,223
St. Louis (since 1892).....	1,173-1,114
San Diego (since 1969).....	245-201
San Francisco (since 1883).....	1,053-1,127
Washington (since 1969).....	273-298

OVERALL RECORD: 10,372-9,880

At Wrigley Field: 4,040-3,564

VS. AMERICAN LEAGUE: 108-127

First Game: 6/13/1997 vs. Milwaukee
 (Chicago lost 4-2)

VS. CURRENT A.L. OPPONENTS

Baltimore (since 2003).....	3-3
Boston (since 2005).....	4-5
Chicago (A.L.) (since 1997).....	41-49
Cleveland (since 1997).....	7-7
Detroit (since 1998).....	4-13
Houston (since 1962 [A.L. 2013]).....	329-376
Kansas City (since 1997).....	10-8
L.A. of Anaheim (since 2004).....	3-3
Minnesota (since 1997).....	12-12
New York (A.L.) (since 2003).....	3-6
Oakland (since 2004).....	4-2
Seattle (since 2002).....	5-4
Tampa Bay (since 2003).....	2-4
Texas (since 2002).....	4-5
Toronto (since 2003).....	4-5

VS. FORMER N.L. CLUBS

Baltimore (1892-1899).....	38-60
Buffalo (1879-1885).....	61-33
Cincinnati (1876-1880).....	33-23
Cleveland (1879-1884).....	45-33
Cleveland (1889-1899).....	81-77
Detroit (1881-1888).....	81-45
Hartford (1876-1877).....	10-12
Indianapolis (1878).....	8-4
Indianapolis (1887-1889).....	40-18
Kansas City (1886).....	17-1
Louisville (1876-1877).....	13-9
Louisville (1892-1899).....	59-41
Milwaukee (1878).....	10-2
New York (1876).....	7-1
Philadelphia (1876).....	7-1
Providence (1878-1885).....	60-46
St. Louis (1876-1877).....	12-10
St. Louis (1885-1886).....	27-6
Syracuse (1879).....	8-1
Troy (1879-1882).....	35-12
Washington (1886-1889).....	53-21
Washington (1892-1899).....	67-33
Worcester (1880-1882).....	28-8

Cubs Vs. Arizona Diamondbacks (50-61 Record)

First Game: 5/11/1998 @ Arizona's Chase Field (Cubs won 4-2)

At Wrigley Field **29-25**

At Chase Field **21-36**

Last 3-Game Sweep at Wrigley Field – 2012 (7/13-15)

Last 3-Game Sweep on Road – 2010 (7/5-7)

Last 3-Game Sweep at Wrigley Field – 1999 (8/9-11) ...

Last 3-Game Sweep on Road – 2012 (6/22-24)

Last Doubleheader at Wrigley Field: 8/3/06 (split) ...

No doubleheaders played in Arizona ...

No doubleheader sweeps.

Most Wins: 7 1998

Fewest Wins: 2 seven times: last 2009

Most Losses: 7 1999

Fewest Losses: 1 2010

Longest Win Streak: 8 4/30/2010-4/5/2011

Longest Loss Streak: 7 twice, last: 6/13/2001

8/17/2002

Most Home Wins: 4 2000

Fewest Home Wins: 0 1999

Most Home Losses: 3 1998, 1999, 2005

Fewest Home Losses: 0 2008, 2012

Most Road Wins: 4 1998

Fewest Road Wins: 0 2000, 2006

Most Road Losses: 5 2001, 2012

Fewest Road Losses: 0 2010

Most Runs, Cubs: 16 4/4/2005 (16-6)

Most Runs, D'Backs: 15 7/31/2006 (4-15),

Most Runs, Both Teams: 22 4/4/2005 (16-6)

Largest Margin of Victory: 10 4/4/2005 (16-6)

Largest Margin of Defeat: 11 twice, last: 7/31/2006

(4-15)

Longest Game, Innings: 14 8/1/2003 (4-3)

At Wrigley Field

Most Runs, Cubs: 11 twice: last 4/30/10

(11-5)

Most Runs, D'Backs: 15 7/31/2006 (4-15)

Most Runs, Both Teams: 19 twice: last,

7/31/2006 (4-15)

Largest Margin of Victory: 8 5/6/2004 (11-3)

Largest Margin of Defeat: 11 7/31/2006 (4-15)

Longest Game, Innings: 14 8/1/2003 (4-3)

Longest Win Streak: 5 4/30/2010-

4/5/2011

Longest Loss Streak: 4 8/5/1998-

8/11/1999

CUBS-DIAMONDBACKS LAST 10 SEASONS

YR	REC	HOME	ROAD
2003	4-2	2-1	2-1
2004	2-4	1-2	1-2
2005	2-5	1-3	1-2
2006	2-4	2-2	0-2
2007	2-4	1-2	1-2
2008	4-2	3-0	1-2
2009	2-4	1-2	1-2
2010	6-1	3-1	3-0
2011	4-3	2-1	2-2
2012	4-5	3-0	1-5
TOTALS	32-34	19-14	13-20

LAST TRADE WITH D-BACKS

2/18/2013: P Erick Leal and

P Jesus Castillo for OF Tony

Campana

Cubs Vs. Atlanta Braves (1,221-1,024 Record)

First Game: 5/30/1876 at Boston's South End Grounds
(Chicago won 5-1)

Boston (1876-1952) **871-613**

Milwaukee (1953-1965) **112-158**

Atlanta (Since 1966) **236-253**

In Chicago **679-448**

23rd Street Grounds 5-6

Lakefront Park 33-12

West Side Park 40-19

South Side Park II 10-8

West Side Grounds 139-69

Wrigley Field **452-334**

On the Road **542-576**

BOS: South End Grounds I 38-41

BOS: South End Grounds II 20-29

BOS: Congress Street Grounds 1-2

BOS: South End Grounds III 107-84

BOS: Fenway Park 4-8

BOS: Braves Field 210-190

MIL: County Stadium 53-82

ATL: Fulton County Stadium 83-105

ATL: Turner Field (Since 1997) **26-35**

Last 3-Game Sweep at Wrigley Field – 2008 (6/10-12)

Last 3-Game Sweep on Road – 2008 (8/13-14)

Last 4-Game Sweep at Wrigley Field – 1968 (8/18-21)

Last 4-Game Sweep on Road – 1945 (7/3-5)

Last 3-Game Sweep at Wrigley Field – 2006 (5/26-28)

Last 3-Game Sweep on Road – 1997 (7/28-30)

Last 4-Game Sweep at Wrigley Field – 1992 (7/9-12)

Last 4-Game Sweep on Road – 2005 (7/4-7)

Last Doubleheader: 8/13/2008 @ Atlanta (sweep)

Last Wrigley Field Doubleheader Sweep: – 5/24/1984

Last Road Doubleheader Sweep – 8/13/2008

Most Wins: 21 1909

Fewest Wins: 1 2005, 2006

Most Losses: 16 1914, 1948, 1954

Fewest Losses: 0 2008

Longest Win Streak: 19 6/12-9/26/1909

Longest Loss Streak: 9 7/21/1883-

5/19/1884

Since 1900: 7 three times: last

8/24/2005-

9/10/2006

Most Home Wins: 11 1922

Fewest Home Wins: 0 1994, 2001, 2006

Most Home Losses: 8 four times: last 1957

Fewest Home Losses: 0 1880, 1922, 1998,

2008

Most Road Wins: 11 1909

Fewest Road Wins: 0 1897, 1898, 1997,

2005

Most Road Losses: 9 five times: last 1948

Fewest Road Losses: 0 1876, 1909, 2008

Most Runs, Cubs: 24 7/1/1885 (24-10),

7/3/1945 (24-2)

Most Runs, Braves: 25 9/10/1894 (8-25)

Since 1900: 23 9/2/1957-1 (10-23)

Most Runs, Both Teams: 34 7/1/1885 (24-10)

Since 1900: 33 9/2/1957-1 (10-23)

Largest Margin of Victory: 22 7/3/1945 (24-2)

Largest Margin of Defeat: 17 9/10/1894 (8-25),

6/13/1895 (3-20),

5/20/1996 (1-18)

Longest Game, Innings: 22 5/17/1927 (4-3)

At Wrigley Field

Most Runs, Cubs: 18 8/28/1936 (18-3)

Most Runs, Braves: 23 9/2/1957-1 (10-23)

Most Runs, Both Teams: 33 9/2/1957-1 (10-23)

Largest Margin of Victory: 16 6/12/1936 (17-1)

Largest Margin of Defeat: 14 8/15/1973 (1-15),

4/15/1994 (5-19)

Longest Game, Innings: 19 8/17/1932 (3-2)

Longest Win Streak: 19 9/23/1921-

6/12/1923

Longest Loss Streak: 7 5/21/1954-7/7/1954,

9/2/1957-4/29/1958

CUBS-BRAVES LAST 10 SEASONS

YR	REC	HOME	ROAD
2003	2-4	1-3	1-1
2004	3-3	1-2	2-1
2005	1-6	1-2	0-4
2006	1-6	0-3	1-3
2007	4-5	1-2	3-3
2008	6-0	3-0	3-0
2009	2-4	1-2	1-2
2010	2-4	1-2	1-2
2011	3-4	1-3	2-1
2012	3-4	1-3	2-1
TOTALS	28-39	12-20	16-19

LAST TRADE WITH BRAVES

7/30/2012: P Aroldys Viz-

caino and P Jaye Chapman

for P Paul Maholm and OF

Reed Johnson

Cubs Vs. Chicago White Sox (41-49 Record)

First Game: 6/16/1997 @ Comiskey Park
(now known as U.S. Cellular Field; Cubs won 8-3)

At Wrigley Field **22-23**
At Chase Field **19-26**

Last 3-Game Sweep at Wrigley Field – 2008 (6/20-22)
Last 3-Game Sweep on Road – 2007 (6/22-24)
Last 3-Game Sweep at Wrigley Field – 2012 (5/18-20)
Last 3-Game Sweep on Road – 2008 (6/27-29)
No doubleheaders have been played.

Most Wins: 5 2007
Fewest Wins: 1 1997
Most Losses: 4 eight times: last 2012
Fewest Losses: 0 1998
Longest Win Streak: 6 6/22/2007-6/22/2008
Longest Loss Streak: 5 6/27/09-6/12/2010
Most Home Wins: 3 1998, 2004, 2008
Fewest Home Wins: 0 1999, 2012
Most Home Losses: 3 1999, 2012
Fewest Home Losses: 0 1998, 2004, 2008
Most Road Wins: 3 2007

Fewest Road Wins: 0 2008
Most Road Losses: 3 2008
Fewest Road Losses: 0 2007
Most Runs, Cubs: 15 7/2/2006 (15-11)
Most Runs, White Sox: 13 6/28/2002 (9-13)
Most Runs, Both Teams: 26 7/2/2006 (15-11)
Largest Margin of Victory: 9 6/18/2012 (12-3)
Largest Margin of Defeat: 10 6/24/2005 (2-12)
Longest Game, Innings: 14 6/9/2000 (5-6)

At Wrigley Field

Most Runs, Cubs: 15 7/2/2006 (15-11)
Most Runs, White Sox: 12 6/20/2003 (3-12)
Most Runs, Both Teams: 26 7/2/2006 (15-11)
Largest Margin of Victory: 7 7/8/2000 (9-2)
Largest Margin of Defeat: 9 6/20/2003 (3-12)
Longest Game, Innings: 12 6/5/1998 (6-5),
7/7/2000 (2-4)
Longest Win Streak: 4 6/22/2003-7/4/2004
Longest Loss Streak: 4 6/11/1999-7/7/2000

CUBS-WHITE SOX LAST 10 SEASONS

YR	REC	HOME	ROAD
2003	2-4	1-2	1-2
2004	4-2	3-0	1-2
2005	3-3	1-2	2-1
2006	2-4	1-2	1-2
2007	5-1	2-1	3-0
2008	3-3	3-0	0-3
2009	2-4	1-2	1-2
2010	2-4	1-2	1-2
2011	2-4	1-2	1-2
2012	2-4	0-3	2-1
TOTALS	27-33	14-16	13-17

LAST TRADE WITH SOX
11/16/2006: P Neal Cotts
for P David Aardsma and
P Carlos Vasquez

Cubs Vs. Cincinnati Reds (1,100-1,087 Record)

First Game: 4/19/1890 at Chicago's League Park
(Chicago won 5-4)

In Chicago **600-504**
West Side Park 12-3
South Side Park II 5-8
West Side Grounds 142-72
Wrigley Field 441-421

On the Road **500-583**
League Park I 19-16
League Park II 19-33
Palace of the Fans 66-42
Crosley Field 272-342
Cinergy Field 89-107
Great American Ball Park (Since 2003) 35-43

Last 3-Game Sweep at Wrigley Field – 2009 (7/24-26)
Last 3-Game Sweep on Road – 2001 (5/28-30)
Last 4-Game Sweep at Wrigley Field – 1945 (6/8-10)
Last 4-Game Sweep on Road – 1937 (9/27-30)
Last 3-Game Sweep at Wrigley Field – 2012 (9/18-20)
Last 3-Game Sweep on Road – 1996 (9/24-26)
Last 4-Game Sweep at Wrigley Field – 1968 (8/16-18)
Last 4-Game Sweep on Road – 1983 (4/8-11)
Last Doubleheader: 8/18/2012 (split)
Last Wrigley Doubleheader: 9/7/1999 (split)
Last Wrigley Field Doubleheader Sweep: – 8/28/1984
Last Road Doubleheader Sweep – 7/9/1972
Most Wins: 21 1945
Fewest Wins: 1 1975, 1981
Most Losses: 17 1950
Fewest Losses: 1 1945
Longest Win Streak: 16 9/14/1944-8/3/1945

Longest Loss Streak: 12 8/31/1956-
6/2/1957
Most Home Wins: 11 1945
Fewest Home Wins: 1 five times: last 2010
Most Home Losses: 9 1943, 1950
Fewest Home Losses: 0 1945
Most Road Wins: 10 1945
Fewest Road Wins: 0 1975, 1981
Most Road Losses: 10 1956
Fewest Road Losses: 1 1945, 1972, 1989
Most Runs, Cubs: 22 8/13/1937 (22-6)
Most Runs, Reds: 23 7/6/1949 (4-23),
Most Runs, Both Teams: 33 10/2/1891 (16-17)
Since 1900: 31 7/28/1977 (16-15,
13 innings)
Largest Margin of Victory: 17 4/23/1926 (18-1)
Largest Margin of Defeat: 20 6/1/1957 (2-22)
Longest Game, Innings: 20 6/30/1892 (7-7)
Since 1900: 18 four times: last 5/10-
7/23/1979 (9-8)

At Wrigley Field

Most Runs, Cubs: 22 8/13/1937 (22-6)
Most Runs, Reds: 18 6/13/1975 (11-18)
Most Runs, Both Teams: 31 7/28/1977 (16-15,
13 innings)
Largest Margin of Victory: 17 4/23/1926 (18-1)
Largest Margin of Defeat: 17 9/4/1988 (0-17)
Longest Game, Innings: 18 7/19/1966 (2-3),
5/10-7/23/1979 (9-8)
Longest Win Streak: 12 9/14/1944-9/3/1945
Longest Loss Streak: 7 6/25/2002-4/14/2003

CUBS-REDS LAST 10 SEASONS

YR	REC	HOME	ROAD
2003	10-7	5-2	5-5
2004	9-8	5-5	4-3
2005	6-9	3-6	3-3
2006	10-9	5-4	5-5
2007	9-9	4-5	5-4
2008	8-7	6-3	2-4
2009	10-5	6-3	4-2
2010	4-12	1-6	3-6
2011	7-11	5-4	2-7
2012	4-12	2-8	2-4
TOTALS	77-89	42-46	35-43

LAST TRADE WITH REDS
5/19/2012: C Koyie Hill for a
cash consideration

BEAR CUBS

The greatest number of players to make their major league debuts in one season for the Cubs is 20 – in 1902. The high number of youngsters that season was one of the primary reasons why the club was nicknamed the "Cubs." With the raid of National League players by American League teams, many N.L. clubs stocked their spring training rosters with young, unproven players. The Chicago Daily News, noting all the youngsters in the Chicago camp, used the nickname "Cubs" for the first time in its March 27, 1902 edition.

Cubs Vs. Colorado Rockies (81-79 Record)

First Game: 4/26/1993 @ Colorado's Mile High Stadium (Cubs won 6-3)

At Wrigley Field **42-35**
On the Road **39-44**
Mile High Stadium 8-4
Coors Field (Since 1995) 31-40

Last 3-Game Sweep at Wrigley Field – 2007 (6/25-27)
Last 3-Game Sweep on Road – 2004 (8/3-5)
Last 4-Game Sweep at Wrigley Field – 2008 (5/29-6/1)
Last 4-Game Sweep on Road – Never done
Last 3-Game Sweep at Wrigley Field – Never done
Last 3-Game Sweep on Road – 2012 (9/25-27)
Last 4-Game Sweep at Wrigley Field – Never done
Last 4-Game Sweep on Road – 1997 (7/24-27)
Last Doubleheader: 7/19/1997 @ Wrigley Field (sweep)
Last Wrigley Field Doubleheader Sweep: – 7/19/1997
Most Wins: 8 1993
Fewest Wins: 2 six times: last 2012
Most Losses: 9 1997
Fewest Losses: 1 2004, 2008
Longest Win Streak: 6 twice: last 10/1/2006-8/10/2007
Longest Loss Streak: 7 8/2/1996-5/1/1997
Most Home Wins: 5 1993
Fewest Home Wins: 1 1994, 1996, 2006, 2009, 2011
Most Home Losses: 5 1994, 1996
Fewest Home Losses: 0 2007, 2008, 2010

Most Road Wins: 5 1994, 1998
Fewest Road Wins: 0 1997, 2010, 2012
Most Road Losses: 6 1997
Fewest Road Losses: 0 2004
Most Runs, Cubs: 26 8/18/1995 (26-7)
Most Runs, Rockies: 17 7/30/2010 (17-2)
Most Runs, Both Teams: 33 8/18/1995 (26-7)
Largest Margin of Victory: 19 8/18/1995 (26-7)
Largest Margin of Defeat: 15 7/30/10 (17-2)
Longest Game, Innings: 15 7/4/1994² (2-4)

At Wrigley Field

Most Runs, Cubs: 13 5/4/1993 (13-14, 11 innings), 5/4/1999 (13-12)
Most Runs, Rockies: 14 5/4/1993 (13-14, 11 innings), 8/9/2001 (5-14)
Most Runs, Both Teams: 27 5/4/1993 (13-14, 11 innings)
Largest Margin of Victory: 11 5/7/2004 (11-0)
Largest Margin of Defeat: 9 8/9/2001 (5-14)
Longest Game, Innings: 15 7/4/1994² (2-4)
Longest Win Streak: 9 10/1/2006-4/13/2009
Longest Loss Streak: 5 7/4/1994²-6/9/1995, 8/2/1996-4/16/1997

CUBS-ROCKIES LAST 10 SEASONS

YR	REC	HOME	ROAD
2003	3-3	2-1	1-2
2004	5-1	2-1	3-0
2005	4-3	3-1	1-2
2006	2-4	1-2	1-2
2007	5-2	3-0	2-2
2008	5-1	4-0	1-1
2009	2-4	1-1	1-3
2010	2-3	2-0	0-3
2011	2-4	1-2	1-2
2012	2-4	2-1	0-3

TOTALS 32-29 21-9 11-20

LAST TRADE WITH ROCKIES

12/8/11: IF Ian Stewart and P Casey Weathers for OF Tyler Colvin and IF DJ LeMahieu

Cubs Vs. Houston Astros (329-376 Record)

First Game: 4/10/1962 @ Houston's Colt Stadium (Cubs lost 11-2)

At Wrigley Field **184-169**
On the Road **145-207**
Colt Stadium 9-18
Astrodome 83-137
Minute Maid Park (Since 2000) 51-52
Miller Park (2008) 2-0

Last 3-Game Sweep at Wrigley Field – 2012 (6/29-7/1)
Last 3-Game Sweep on Road – 2006 (8/14-16)
Last 4-Game Sweep at Wrigley Field – 1967 (6/23-25)
Last 4-Game Sweep on Road – 2004 (6/14-17)
Last 3-Game Sweep at Wrigley Field – 2011 (5/30-6/1)
Last 3-Game Sweep on Road – 2012 (5/21-23)
Last 4-Game Sweep at Wrigley Field – Never done
Last 4-Game Sweep on Road – 1976 (6/4-6)
Last Doubleheader: 8/6/1999 @ Wrigley Field (split)
Last Wrigley Field Doubleheader Sweep: – 7/7/1979
Most Wins: 11 1964, 2009
Fewest Wins: 1 1980, 1981
Most Losses: 13 1966
Fewest Losses: 3 1982, 1991
Longest Win Streak: 5 four times: last 6/14-29/2004
Longest Loss Streak: 13 7/24/1979-8/30/1980

Most Home Wins: 7 1963, 1964, 1968
Fewest Home Wins: 1 four times: last 1999
Most Home Losses: 6 2002, 2004, 2010
Fewest Home Losses: 1 five times: last 1991
Most Road Wins: 6 2004
Fewest Road Wins: 0 1974, 1980, 1981
Most Road Losses: 8 1966
Fewest Road Losses: 1 1987
Most Runs, Cubs: 22 6/3/1987 (22-7)
Most Runs, Astros: 19 6/25/1995 (6-19)
Most Runs, Both Teams: 29 6/3/1987 (22-7)
Largest Margin of Victory: 15 6/3/1987 (22-7)
Largest Margin of Defeat: 16 4/29/1974 (2-18)
Longest Game, Innings: 18 9/2-9/3/1986 (7-8), 8/15/2006 (8-6)

At Wrigley Field

Most Runs, Cubs: 22 6/3/1987 (22-7)
Most Runs, Astros: 17 5/26/1967 (4-17)
Most Runs, Both Teams: 29 6/3/1987 (22-7)
Largest Margin of Victory: 15 6/3/1987 (22-7)
Largest Margin of Defeat: 13 5/26/1967 (4-17)
Longest Game, Innings: 18 9/2-9/3/1986 (7-8)
Longest Win Streak: 7 9/3/1983-8/21/1984
Longest Loss Streak: 8 5/4/2000-9/27/2001

CUBS-ASTROS LAST 10 SEASONS

YR	REC	HOME	ROAD
2003	9-7	4-3	5-4
2004	10-9	4-6	6-3
2005	9-7	4-2	5-5
2006	7-8	2-4	5-4
2007	8-7	6-3	2-4
2008	8-9	4-5	4-4*
2009	11-6	6-3	5-3
2010	7-11	3-6	4-5
2011	8-7	5-4	3-3
2012	8-7	6-3	2-4

TOTALS 85-78 44-39 41-39

* Includes games played at Miller Park

LAST TRADE WITH ASTROS

8/22/2002: P Travis Anderson, P Michael Nannini and P Russ Rohlfick for P Tom Gordon

1-0 ... 1-0 ... 1-0 ... 1-0

In 1906, the Cubs participated in four-consecutive 1-0 contests. The Cubs beat Cincinnati 1-0 July 1 at Chicago's West Side Grounds, then fell the next day by the same score. The club then swept an Independence Day doubleheader at Pittsburgh by identical 1-0 scores.

That was part of the Cubs' 1906 club-record stretch of playing nine straight one-run contests June 24-July 4.

Cubs Vs. Los Angeles Dodgers (1,023-1,028 Record)

First Game: 5/29/1890 @ Brooklyn's Washington Park (Chicago lost 8-4)

Brooklyn (1890-1957) 726-667

Los Angeles (Since 1958) 297-361

In Chicago 550-483

West Side Park 9-6

South Side Park II 5-10

West Side Grounds 135-76

Wrigley Field 401-391

On the Road 473-545

BRK: Washington Park II 4-6

BRK: Eastern Park 20-27

BRK: Washington Park III 92-57

BRK: Ebbets Field 212-272

BRK: Roosevelt Stadium (Jersey City, NJ) 0-2

LA: Los Angeles Coliseum 22-22

LA: Dodger Stadium (Since 1962) 123-159

Last 3-Game Sweep at Wrigley Field – 2008 (5/26-28)

Last 3-Game Sweep on Road – 2005 (5/30-6/1)

Last 4-Game Sweep at Wrigley Field – 1935 (9/12-15)

Last 4-Game Sweep on Road – 1971 (7/6-8)

Last 3-Game Swept at Wrigley Field – 2002 (4/26-28)

Last 3-Game Swept on Road – 2012 (8/3-5)

Last 4-Game Swept at Wrigley Field – 1988 (7/14-18, 5 Games)

Last 4-Game Swept on Road – 1965 (7/15-18)

Last Doubleheader: 4/28/2002 @ Wrigley Field (swept)

Last Wrigley Field Doubleheader Sweep: – 7/28/1968

Last Road Doubleheader Sweep: – 7/7/1971

Most Wins: 18 1908

Fewest Wins: 2 eight times: last 2012

Most Losses: 17 1949, 1957

Fewest Losses: 2 four times: last 2008

Longest Win Streak: 16 7/28/1908-6/20/1909

Longest Loss Streak: 10 6/6-7/28/1947

Most Home Wins: 10 1910, 1935

Fewest Home Wins: 0 1988, 1999, 2002

Most Home Losses: 9 1949

Fewest Home Losses: 0 2001, 2008

Most Road Wins: 9 four times: last 1912

Fewest Road Wins: 0 1991, 1998, 2012

Most Road Losses: 10 1956

Fewest Road Losses: 0 2005

Most Runs, Cubs: 28 8/25/1891 (28-5)

Since 1900: 20 8/15/1945 (20-6), 5/20/1967 (20-3), 5/5/2001 (20-1)

Most Runs, Dodgers: 21 9/7/1891-1 (3-21)

Since 1900: 18 6/4/1943 (5-18), 8/20/1974 (8-18)

Most Runs, Both Teams: 33 8/25/1891 (28-5)

Since 1900: 32 9/14/1935 (18-14)

Largest Margin of Victory: 23 8/25/1891 (28-5)

Since 1900: 19 5/5/2001 (20-1)

Largest Margin of Defeat: 18 9/7/1891-1 (3-21)

Since 1900: 15 8/10/1922 (1-16)

Longest Game, Innings: 21 8/17-8/18/1982 (1-2)

At Wrigley Field

Most Runs, Cubs: 20 5/20/1967 (20-3), 5/5/2001 (20-1)

Most Runs, Dodgers: 18 6/4/1943 (5-18), 8/20/1974 (8-18)

Most Runs, Both Teams: 32 9/14/1935 (18-14)

Largest Margin of Victory: 19 5/5/2001 (20-1)

Largest Margin of Defeat: 13 6/4/1943 (5-18)

Longest Game, Innings: 21 8/17-8/18/1982 (1-2)

Longest Win Streak: 17 7/23/1935-7/10/1936

Longest Loss Streak: 9 7/12/1987-4/26/1989

CUBS-DODGERS LAST 10 SEASONS

YR	REC	HOME	ROAD
2003	2-4	1-2	1-2
2004	2-4	1-2	1-2
2005	4-2	1-2	3-0
2006	4-2	2-1	2-1
2007	2-5	1-3	1-2
2008	5-2	3-0	2-2
2009	3-5	2-2	1-3
2010	3-4	2-1	1-3
2011	3-3	1-2	2-1
2012	2-4	2-1	0-3
TOTALS	30-35	16-16	14-19

LAST TRADE WITH DODGERS

7/31/2010: IF Blake DeWitt,
P Kyle Smit and
P Brett Wallach for P Ted Lilly
and IF Ryan Theriot

Cubs Vs. Miami Marlins (78-81 Record)

First Game: 5/21/1993 @ Florida's Joe Robbie (now known as Sun Life) Stadium (Cubs lost 5-3)

At Wrigley Field 42-42

On the Road 36-39

Sun Life Stadium 36-36

Marlins Park (Since 2012) 0-3

Last 3-Game Sweep at Wrigley Field – 2002 (7/12-14)

Last 3-Game Sweep on Road – 2010 (9/17-19)

Last 3-Game Swept at Wrigley Field – 2007 (5/28-30)

Last 3-Game Swept on Road – 2012 (4/17-19)

Last Doubleheader: 9/20/2004 @ Florida (split) ...
No doubleheaders in Florida ...
No doubleheader sweeps.

Most Wins: 8 1995

Fewest Wins: 0 2007

Most Losses: 9 1997

Fewest Losses: 2 1998, 2002, 2003, 2010

Longest Win Streak: 6 4/1-7/17/1998

5/12-19/11

Longest Loss Streak: 10 4/26/06-9/27/07

Most Home Wins: 4 1993, 1995

Fewest Home Wins: 0 2007

Most Home Losses: 5 1994

Fewest Home Losses: 0 1998, 2002

Most Road Wins: 5 1999

Fewest Road Wins: 0 1997, 2000, 2006, 2007, 2012

Most Road Losses: 5 1993, 1997

Fewest Road Losses: 0 1994, 2005, 2010, 2011

Most Runs, Cubs: 16 7/20/2003 (16-2)

Most Runs, Marlins: 15 6/15/2005 (5-15)

Most Runs, Both Teams: 23 8/11/1993 (11-12)

Largest Margin of Victory: 14 7/20/2003 (16-2), 6/14/2005 (14-0)

Largest Margin of Defeat: 11 8/26/1997 (0-11)

Longest Game, Innings: 16 7/12/2002 (5-4)

At Wrigley Field

Most Runs, Cubs: 14 6/14/2005 (14-0), 8/28/2005 (14-3)

Most Runs, Marlins: 15 6/15/2005 (5-15)

Most Runs, Both Teams: 21 5/28/1995 (13-8)

Largest Margin of Victory: 14 6/14/2005 (14-0)

Largest Margin of Defeat: 11 8/26/1997 (0-11)

Longest Game, Innings: 16 7/12/2002 (5-4)

Longest Win Streak: 6 8/29/2001-7/7/2003

Longest Loss Streak: 4 twice: last 4/26/06-5/30/07

CUBS-MARLINS LAST 10 SEASONS

YR	REC	HOME	ROAD
2003	4-2	2-1	2-1
2004	3-3	2-2	1-1
2005	5-4	2-4	3-0
2006	2-4	2-1	0-3
2007	0-6	0-3	0-3
2008	4-3	2-2	2-1
2009	4-3	3-1	1-2
2010	4-2	1-2	3-0
2011	3-3	1-3	2-0
2012	2-4	2-1	0-3
TOTALS	31-34	17-20	14-14

LAST TRADE WITH MARLINS

1/5/2012: P Chris Volstad
for P Carlos Zambrano and a
cash consideration

Cubs Vs. Milwaukee Brewers (117-118 Record)

First Game: 6/13/1997 @ Wrigley Field
(Cubs lost 4-2)

At Wrigley Field 60-57
On the Road 57-61
County Stadium 7-11
Miller Park (Since 2001) 50-50

Last 3-Game Sweep at Wrigley Field – 2004 (8/23-25)
Last 3-Game Sweep on Road – 2010 (4/23-25)
Last 4-Game Sweep at Wrigley Field – Never done
Last 4-Game Sweep on Road – 2008 (7/28-31)
Last 3-Game Sweep at Wrigley Field – 2002 (5/9-5/12)
Last 3-Game Sweep on Road – 2012 (8/20-22)
Last Doubleheader: 9/2/2002 @ Wrigley Field (split)
No doubleheaders played in Milwaukee ...
No doubleheader sweeps.

Most Wins: 10 2003, 2004, 2009
Fewest Wins: 2 1997
Most Losses: 13 2012
Fewest Losses: 1 1997
Longest Win Streak: 6 5/7-6/24/2003
Longest Loss Streak: 8 6/6-8/29/12
Most Home Wins: 5 five times: last 2011

Fewest Home Wins: 2 1997, 2012
Most Home Losses: 6 2001, 2003, 2012
Fewest Home Losses: 1 1997
Most Road Wins: 7 2003
Fewest Road Wins: 1 2000, 2011
Most Road Losses: 8 2011
Fewest Road Losses: 0 2003
Most Runs, Cubs: 19 4/30/2008 (19-5)
Most Runs, Brewers: 19 7/1/1999 (12-19)
Most Runs, Both Teams: 31 7/1/1999 (12-19)
Largest Margin of Victory: 14 4/30/2008 (19-5)
Largest Margin of Defeat: 17 8/2/2010 (1-18)
Longest Game, Innings: 17 5/15/2003 (4-2)

At Wrigley Field

Most Runs, Cubs: 19 4/30/2008 (19-5)
Most Runs, Brewers: 19 7/1/1999 (12-19)
Most Runs, Both Teams: 31 7/1/1999 (12-19)
Largest Margin of Victory: 14 4/30/2008 (19-5)
Largest Margin of Defeat: 17 8/2/2010 (1-18)
Longest Game, Innings: 14 9/18/1999 (4-7)
Longest Win Streak: 5 7/21/2000-
5/27/2001
Longest Loss Streak: 5 8/23/2001-
9/2/2002¹

CUBS-BREWERS LAST 10 SEASONS

YR	REC	HOME	ROAD
2003	10-6	3-6	7-0
2004	10-7	5-2	5-5
2005	7-9	4-2	3-7
2006	8-8	4-5	4-3
2007	9-6	5-4	4-2
2008	9-7	4-5	5-2
2009	10-7	5-3	5-4
2010	9-6	3-3	6-3
2011	6-10	5-2	1-8
2012	4-13	2-6	2-7
TOTALS	82-79	40-38	42-41

LAST TRADE WITH BREWERS
8/31/2004: OF Ben Grieve
for P Andy Pratt

Cubs Vs. New York Mets (351-347 Record)

First Game: 5/8/1962 @ Wrigley Field (Cubs lost 3-1)
At Wrigley Field 188-166
On the Road 162-180
Polo Grounds V 10-8
Shea Stadium 146-165
Citi Field (Since 2009) 6-7

At Tokyo Dome (2000) 1-1
Last 3-Game Sweep at Wrigley Field – 2004 (4/23-25)
Last 3-Game Sweep on Road – 9/16-18/1983
Last 4-Game Sweep at Wrigley Field – 1992 (8/6-9)
Last 4-Game Sweep on Road – 1991 (8/2-8/5)
Last 3-Game Sweep at Wrigley Field – 1994 (4/4-6)
Last 3-Game Sweep on Road – 2005 (8/5-7)
Last 4-Game Sweep at Wrigley Field – 1970 (6/22-25,
5 games)

Last 4-Game Sweep on Road – 1985 (6/17-20)
Last Doubleheader: 4/22/2000 (swept)
Last Wrigley Field Doubleheader Sweep: – 8/7/1984
Last Road Doubleheader Sweep: – 7/29/1984

Most Wins: 13 1967
Fewest Wins: 1 1994, 2002
Most Losses: 14 1985
Fewest Losses: 1 2003
Longest Win Streak: 8 twice: last 9/15/2003-
9/24/2004
Longest Loss Streak: 8 9/6/1976-4/9/1977,
8/3-9/19/1985
Most Home Wins: 9 1967

Fewest Home Wins: 0 1994
Most Home Losses: 8 1974
Fewest Home Losses: 0 2003, 2004, 2008
Most Road Wins: 7 1974, 1991
Fewest Road Wins: 0 1985, 1999, 2002,
2005
Most Road Losses: 9 1985
Fewest Road Losses: 1 eight times: last 2012
Most Runs, Cubs: 18 6/11/1967-2 (18-10),
9/16/1972 (18-5)
Most Runs, Mets: 23 8/16/1987 (10-23)
Most Runs, Both Teams: 33 8/16/1987 (10-23)
Largest Margin of Victory: 13 9/16/1972 (18-5),
3/31/2003 (15-2)
Largest Margin of Defeat: 18 5/26/1964 (1-19)
Longest Game, Innings: 14 four times: last
8/11/1991 (3-2)

At Wrigley Field

Most Runs, Cubs: 18 6/11/1967-2 (18-10),
9/16/1972 (18-5)
Most Runs, Mets: 23 8/16/1987 (10-23)
Most Runs, Both Teams: 33 8/16/1987 (10-23)
Largest Margin of Victory: 13 9/16/1972 (18-5)
Largest Margin of Defeat: 18 5/26/1964 (1-19)
Longest Game, Innings: 14 5/25/1972 (2-3),
8/11/1991 (3-2)
Longest Win Streak: 9 9/25/1983-9/15/1984
Longest Loss Streak: 9 4/15/1976-4/9/1977

CUBS-METS LAST 10 SEASONS

YR	REC	HOME	ROAD
2003	5-1	3-0	2-1
2004	4-2	3-0	1-2
2005	2-4	2-1	0-3
2006	3-3	1-2	2-1
2007	2-5	1-2	1-3
2008	4-2	2-0	2-2
2009	3-3	2-1	1-2
2010	3-4	2-1	1-3
2011	4-2	2-1	2-1
2012	4-2	2-1	2-1
TOTALS	34-28	20-9	14-19

LAST TRADE WITH METS
1/5/2008: P Ryan Myers and
OF Corey Coles for
OF Angel Pagan

PHILLING UP THE SCOREBOARD

On August 25, 1922, the Cubs topped Philadelphia 26-23 at Cubs Park in the highest-scoring game in major league history. The teams combined for 51 hits, 23 walks and 25 men left-on-base. A 10-run second inning followed by a 14-run outburst in the fourth helped the Cubs build a 25-6 lead. Philadelphia fought back and had the bases full when the last out was recorded in the ninth inning.

On May 17, 1979, Dave Kingman hit three homers and drove in six runs, but Philadelphia's Mike Schmidt answered with two homers – including the game-winner in the 10th – to give the Phillies a 23-22 victory in baseball's highest-scoring game since the 1922 affair. The Cubs had trailed 21-9, but rallied and tied the score in the eighth.

Cubs Vs. Philadelphia Phillies (1,211-1,093 Record)

First Game: 5/11/1883 @ Chicago's Lakefront Park
(Chicago won 11-9)

In Chicago 652-513

Lakefront Park	12-3
West Side Park	32-25
South Side Park II	12-10
West Side Grounds	122-89
Wrigley Field	474-386

On the Road 559-580

Recreation Park	24-7
Philadelphia Baseball Grounds.....	28-34
Baker Bowl	234-202
Shibe Park	157-183
Veterans Stadium	106-136
Citizens Bank Park (since 2004)	10-18

Last 3-Game Sweep at Wrigley Field – 1995 (7/28-30)

Last 3-Game Sweep on Road – 2000 (7/25-27)

Last 4-Game Sweep at Wrigley Field – 1973 (5/11-13)

Last 4-Game Sweep on Road – 1945 (7/6-8, 5 games)

Last 3-Game Swept at Wrigley Field – 2009 (8/11-13)

Last 3-Game Swept on Road – 1999 (7/2-4)

Last 4-Game Swept at Wrigley Field – 1984 (6/14-17)

Last 4-Game Swept on Road – 1980 (9/29-10/2)

Last Doubleheader: 4/18/2001 @ Wrigley Field (sweep)

Last Road Doubleheader Sweep: – 7/20/1969

Most Wins: 19 1906

Fewest Wins: 1 1994, 2003, 2009

Most Losses: 17 1901, 1953

Fewest Losses: 1 1995

Longest Win Streak: 16 7/4/1884-6/24/1885

Since 1900: 11 7/17-9/11/1929

Longest Loss Streak: 14 9/20/1980-9/27/1981

Most Home Wins: 10 1906, 1932, 1938

Fewest Home Wins: 0 2003, 2009, 2012

Most Home Losses: 9 1917, 1949

Fewest Home Losses: 0 1995

Most Road Wins: 10 1944

Fewest Road Wins: 0 four times: last 1994

Most Road Losses: 11 1954

Fewest Road Losses: 0 1883, 1885, 2000

Most Runs, Cubs: 26 8/25/1922 (26-23)

Most Runs, Phillies: 23 8/25/1922 (26-23),

5/17/1979 (22-23),

10 innings)

Most Runs, Both Teams: 49 8/25/1922 (26-23)

Largest Margin of Victory: 19 7/4/1884 (22-3),

5/5/1938 (21-2)

Largest Margin of Defeat: 18 6/23/1986 (1-19)

Longest Game, Innings: 21 7/17/1918 (2-1)

At Wrigley Field

Most Runs, Cubs: 26 8/25/1922 (26-23)

Most Runs, Phillies: 23 8/25/1922 (26-23),

5/17/1979 (22-23),

10 innings)

Most Runs, Both Teams: 49 8/25/1922 (26-23)

Largest Margin of Victory: 19 5/5/1938 (21-2)

Largest Margin of Defeat: 13 5/16/1979 (0-13)

Longest Game, Innings: 21 7/17/1918 (2-1)

Longest Win Streak: 14 7/31/1927-

7/17/1928

Longest Loss Streak: 9 8/5/1917-5/16/1918,

5/21/1949-

9/21/1949

CUBS-PHILLIES LAST 10 SEASONS

YR	REC	HOME	ROAD
2003	1-5	0-2	1-3
2004	3-3	2-1	1-2
2005	2-4	1-2	1-2
2006	2-5	1-3	1-2
2007	3-4	2-2	1-2
2008	3-4	2-2	1-2
2009	1-5	0-3	1-2
2010	4-2	3-1	1-1
2011	2-5	1-2	1-3
2012	2-4	0-2	2-2
TOTALS	23-41	12-20	11-21

LAST TRADE WITH PHILLIES

8/7/2008: P Brian Schlitter
for P Scott Eyre

Cubs Vs. Pittsburgh Pirates (1,161-1,223 Record)

First Game: 5/6/1887 @ Chicago's West Side Park
(Chicago lost 6-3)

In Chicago 627-562

West Side Park	28-19
South Side Park II	6-8
West Side Grounds	109-99
Wrigley Field	484-436

On the Road 534-661

Recreation Park	16-17
Exposition Park III	84-74
Forbes Field	290-369
Three Rivers	88-161
PNC Park (Since 2001)	56-40

Last 3-Game Sweep at Wrigley Field – 2008 (4/18-20)

Last 3-Game Sweep on Road – 2012 (9/7-9)

Last 4-Game Sweep at Wrigley Field – 1985 (6/6-9)

Last 4-Game Sweep on Road – 2011 (8/1-4)

Last 3-Game Swept at Wrigley Field – 2000 (5/5-7)

Last 3-Game Swept on Road – 2012 (5/25-27)

Last 4-Game Swept at Wrigley Field – 1962 (6/11-14)

Last 4-Game Swept on Road – 1983 (6/20-23, 5 games)

Last Doubleheader: 9/30/2009 @ Wrigley Field (swept)

Last Wrigley Field Doubleheader Sweep: – 9/27/2003

Last Road Doubleheader Sweep: – 7/4/1980

Most Wins: 17 1890, 1917

Fewest Wins: 3 1893, 1972, 2000

Most Losses: 17 1921

Fewest Losses: 1 1896

Since 1900: 3 1998

Longest Win Streak: 10 8/12/1890-4/23/1891,

9/21/2007-5/16/2008

Longest Loss Streak: 11 9/21/1978-
6/22/1979

Most Home Wins: 12 1890

Since 1900: 10 1913

Fewest Home Wins: 0 1972

Most Home Losses: 9 1901, 1909, 1927

Fewest Home Losses: 0 1998

Most Road Wins: 8 1906, 1917, 1945

Fewest Road Wins: 1 eight times: last 2010

Most Road Losses: 10 1924

Fewest Road Losses: 0 1896

Since 1900: 1 2005, 2009

Most Runs, Cubs: 24 7/25/1894 (24-6)

Since 1900: 19 9/6/1930 (19-14)

Most Runs, Pirates: 22 9/16/1975 (0-22)

Most Runs, Both Teams: 33 9/6/1930 (19-14)

Largest Margin of Victory: 18 7/25/1894 (24-6)

Since 1900: 15 8/14/2009 (17-2)

Largest Margin of Defeat: 22 9/16/1975 (0-22)

Longest Game, Innings: 20 7/6/1980 (4-5)

At Wrigley Field

Most Runs, Cubs: 18 4/17/1974 (18-9)

Most Runs, Pirates: 22 9/16/1975 (0-22)

Most Runs, Both Teams: 30 7/3/1970 (14-16),

7/6/1975 (12-18)

Largest Margin of Victory: 15 8/14/2009 (17-2)

Largest Margin of Defeat: 22 9/16/1975 (0-22)

Longest Game, Innings: 18 6/28/1916-2 (2-3)

Longest Win Streak: 13 7/6/1968-6/26/1969

Longest Loss Streak: 9 7/5/1971-9/14/1972

CUBS-PIRATES LAST 10 SEASONS

YR	REC	HOME	ROAD
2003	10-8	5-4	5-4
2004	13-5	7-2	6-3
2005	11-5	4-4	7-1
2006	6-9	4-5	2-4
2007	8-7	4-2	4-5
2008	14-4	7-2	7-2
2009	10-4	5-3	5-1
2010	5-10	4-5	1-5
2011	8-8	3-6	5-2
2012	8-8	3-4	5-4
TOTALS	93-68	46-37	47-31

LAST TRADE WITH PIRATES

7/30/2009: P Tom Gorzelanny and P John Grabow
for P Jose Ascanio, P Kevin
Hart and IF Josh Harrison

Cubs Vs. St. Louis Cardinals (1,173-1,114 Record)

First Game: 4/12/1892 @ St. Louis' Sportsman's Park
(Chicago won 14-10)

In Chicago **651-500**

South Side Park II 5-4

West Side Grounds 156-66

Wrigley Field **490-430**

On the Road **522-614**

Sportsman's Park I 2-2

Association Park (Kansas City, MO) 1-0

Robison Field 149-101

Sportsman's Park II 203-288

Busch Stadium 141-190

Busch Stadium II (since 2006) **26-33**

Last 3-Game Sweep at Wrigley Field – 2006 (4/7-9)

Last 3-Game Sweep on Road – 2010 (9/13-15)

Last 4-Game Sweep at Wrigley Field – 2006 (7/27-30)

Last 4-Game Sweep on Road – 1929 (6/27-30)

Last 3-Game Sweep at Wrigley Field – 1988 (5/17-19)

Last 3-Game Swept on Road – 2012 (7/20-22)

Last 4-Game Swept at Wrigley Field – 1921 (5/27-29)

Last 4-Game Sweep on Road – 2000 (9/14-17)

Last Doubleheader: 7/12/2009 @ Wrigley (split)

Last Road Doubleheader Sweep: – 6/8/1992

Last Wrigley Field Doubleheader Sweep: – 10/5/1991

Most Wins: 19 1908

Fewest Wins: 3 1893, 2000

Most Losses: 16 1942, 1944, 1945

Fewest Losses: 2 1895

Since 1900: 3 1908, 1918, 1978

Longest Win Streak: 16 9/13/1906-6/26/1907

Longest Loss Streak: 14 4/21-9/7/1944

Most Home Wins: 11 1905

Fewest Home Wins: 1 1994

Most Home Losses: 8 seven times: last 1958

Fewest Home Losses: 0 1896, 1918

Most Road Wins: 9 1906, 1908, 1911

Fewest Road Wins: 0 four times: last 2000

Most Road Losses: 11 1961

Fewest Road Losses: 0 1898

Since 1900: 1 four times: last 2010

Most Runs, Cubs: 26 8/1/1894 (26-8)

Since 1900: 23 4/17/1954 (23-13)

Most Runs, Cardinals: 21 4/27/1977 (3-21)

Most Runs, Both Teams: 36 4/17/1954 (23-13)

Largest Margin of Victory: 18 8/1/1894 (26-8)

Since 1900: 15 9/21/1974 (19-4)

Largest Margin of Defeat: 18 4/27/1977 (3-21)

Longest Game, Innings: 20 8/28/1930 (7-8)

Longest Game, Innings: 20 8/28/1930 (7-8)

At Wrigley Field

Most Runs, Cubs: 23 4/17/1954 (23-13)

Most Runs, Cardinals: 21 4/27/1977 (3-21)

Most Runs, Both Teams: 36 4/17/1954 (23-13)

Largest Margin of Victory: 14 6/25/1918 (14-0)

Largest Margin of Defeat: 18 4/27/1977 (3-21)

Longest Game, Innings: 20 8/28/1930 (7-8)

Longest Win Streak: 10 4/24/1918-4/27/1919

Longest Loss Streak: 10 6/27/1943-6/21/1944²

CUBS-CARDINALS LAST 10 SEASONS

YR	REC	HOME	ROAD
2003	8-9	6-4	2-5
2004	8-11	4-5	4-6
2005	10-6	5-3	5-3
2006	11-8	8-2	3-6
2007	11-5	4-3	7-2
2008	9-6	4-2	5-4
2009	6-10	4-3	2-7
2010	9-6	4-5	5-1
2011	5-10	3-3	2-7
2012	7-10	5-4	2-6
TOTALS	84-81	47-34	37-47

LAST TRADE WITH CARDINALS

8/25/2002: P Jared Blasdel
and P Jason Kamuth for
P Jeff Fassero

Cubs Vs. San Diego Padres (245-201 Record)

First Game: 5/12/1969 @ Wrigley Field (Cubs won 2-0)

At Wrigley Field **133-90**

On the Road **112-111**

Qualcomm Stadium 98-92

PETCO Park (since 2004) **14-19**

Last 3-Game Sweep at Wrigley Field – 2012 (5/28-30)

Last 3-Game Sweep on Road – 2004 (5/14-16)

Last 4-Game Sweep at Wrigley Field – 1971 (5/14-16)

Last 4-Game Sweep on Road – Never done

Last 3-Game Swept at Wrigley Field – 2006 (5/12-14)

Last 3-Game Swept on Road – 2012 (8/6-8)

Last 4-Game Sweep at Wrigley Field – 2010 (8/16-19)

Last 4-Game Swept on Road – 2006 (5/5-8)

Last Doubleheader: 4/20/2011 @ Wrigley Field (split)

Last Road Doubleheader Sweep: – 8/30/1974

Last Wrigley Field Doubleheader Sweep: – 5/16/1971

Most Wins: 11 1969

Fewest Wins: 0 2006

Most Losses: 8 1980, 1982, 1991

Fewest Losses: 1 1969

Longest Win Streak: 9 8/19/1970-5/16/1971²

Longest Loss Streak: 7 5/5/2006-5/14/2006

Most Home Wins: 6 1969, 1971, 1987

Fewest Home Wins: 0 2006, 2010

Most Home Losses: 4 five times: last 2010

Fewest Home Losses: 0 six times: last 2012

Most Road Wins: 5 four times: last 1993

Fewest Road Wins: 0 1981, 2006, 2012

Most Road Losses: 5 1980, 2009

Fewest Road Losses: 0 2003, 2004

Most Runs, Cubs: 23 5/17/1977 (23-6)

Most Runs, Padres: 14 5/10/1987 (2-14)

Most Runs, Both Teams: 29 5/17/1977 (23-6)

Largest Margin of Victory: 19 5/13/1969 (19-0)

Largest Margin of Defeat: 12 5/10/1987 (2-14)

Longest Game, Innings: 16 6/22/1996 (9-6)

At Wrigley Field

Most Runs, Cubs: 23 5/17/1977 (23-6)

Most Runs, Padres: 12 8/25/1991 (9-12)

Most Runs, Both Teams: 29 5/17/1977 (23-6)

Largest Margin of Victory: 19 5/13/1969 (19-0)

Largest Margin of Defeat: 9 5/14/2006 (0-9)

Longest Game, Innings: 15 7/8/1975 (6-8)

Longest Win Streak: 8 5/1/1987-5/12/1988

Longest Loss Streak: 5 6/3/1992-5/7/1993

CUBS-PADRES LAST 10 SEASONS

YR	REC	HOME	ROAD
2003	4-2	1-2	3-0
2004	4-2	1-2	3-0
2005	4-3	1-2	3-1
2006	0-7	0-3	0-4
2007	3-5	2-3	1-2
2008	5-2	3-1	2-1
2009	4-5	3-0	1-5
2010	3-5	0-4	3-1
2011	3-3	2-1	1-2
2012	3-3	3-0	0-3
TOTALS	33-37	16-18	17-19

LAST TRADE WITH PADRES

1/6/2012: IF Anthony
Rizzo and P Zach Cates for
P Andrew Cashner and OF
Kyung-Min Na

SEEING RED

Chicago went 9-6 against the Cardinals in 2008, marking the fourth straight season in which the Cubs won a season series against St. Louis ... prior to that, the last time the Cubs had won at least four straight season series against the Cardinals was when they won 12 straight from 1902-1913.

Cubs Vs. San Francisco Giants (1,053-1,127 Record)

First Game: 5/15/1883 @ Chicago's Lakefront Park (Chicago won 8-7)	
New York (1883-1957)	736-781
San Francisco (Since 1958)	317-346
In Chicago	579-517
Lakefront Park	13-2
West Side Park	33-24
South Side Park II	11-5
West Side Grounds	112-98
Wrigley Field	410-388
On the Road	474-610
NY: Polo Grounds I Southeast.....	23-27
NY: St. George Cricket Grounds	2-2
NY: Polo Grounds III	8-7
NY: Polo Grounds IV	83-94
NY: Hilltop Park	2-2
NY: Polo Grounds V	207-298
SF: Seals Stadium	11-11
SF: Candlestick Park	116-144
SF: AT&T Park (Since 2000).....	22-25
Last 3-Game Sweep at Wrigley Field — 1994 (5/20-22)	
Last 3-Game Sweep on Road — 1993 (9/13-15)	
Last 4-Game Sweep at Wrigley Field — 1977 (6/9-12)	
Last 4-Game Sweep on Road — 1898 (6/7-10)	
Last 3-Game Sweep at Wrigley Field — 1995 (9/8-10)	
Last 3-Game Sweep on Road — 2000 (9/1-3)	
Last 4-Game Sweep at Wrigley Field — 1966 (6/21-23)	
Last 4-Game Sweep on Road — 2012 (6/1-4)	
Last Doubleheader: 6/28/2011 @ Wrigley Field (swept)	
Last Wrigley Field Doubleheader Sweep: — 9/27/1964	
Last Road Doubleheader Sweep: — 8/3/1980	
Most Wins: 17	1946
Fewest Wins: 1	1894, 1999, 2012
Most Losses: 17	1950, 1961
Fewest Losses: 2	2003, 2005, 2007, 2009
Longest Win Streak: 11	7/7-10/3/1890
Since 1900: 8	6/9-8/22/1977

Longest Loss Streak: 12	6/28/1894-5/30/1895 ⁺
Since 1900: 9	6/18-8/23/1950
Most Home Wins: 10	1907
Fewest Home Wins: 0	1894, 1973
Most Home Losses: 10	1950
Fewest Home Losses: 1	13 times: last 2009
Most Road Wins: 9	1906
Fewest Road Wins: 0	1971, 1999, 2012
Most Road Losses: 10	1961
Fewest Road Losses: 1	nine times: last 2011
Most Runs, Cubs: 21	7/7/1886 (21-9)
Since 1900: 20	8/13/1959 (20-9)
Most Runs, Giants: 22	6/2/1883 (7-22)
Since 1900: 19	8/5/1922 (7-19), 7/4/1961 ⁺ (3-19)
Most Runs, Both Teams: 35	5/23/1889 (18-17, 10 innings)
Since 1900: 29	8/13/1959 (20-9)
Largest Margin of Victory: 19	6/7/1906 (19-0)
Largest Margin of Defeat: 17	6/8/1888 (2-19)
Since 1900: 16	4/23/1960 (2-18), 7/4/1961 ⁺ (3-19)
Longest Game, Innings: 17	5/2/1956 (5-6)
At Wrigley Field	
Most Runs, Cubs: 20	8/13/1959 (20-9)
Most Runs, Giants: 19	7/4/1961 ⁺ (3-19)
Most Runs, Both Teams: 29	8/13/1959 (20-9)
Largest Margin of Victory: 14	7/20/1926 (16-2)
Largest Margin of Defeat: 16	4/23/1960 (2-18), 7/4/1961 ⁺ (3-19)
Longest Game, Innings: 17	5/2/1956 (5-6)
Longest Win Streak: 9	7/19/1935-5/2/1936
Longest Loss Streak: 10	6/7/1950-6/22/1951

CUBS-GIANTS LAST 10 SEASONS				
YR	REC	HOME	ROAD	
2003	4-2	2-1	2-1	
2004	2-4	1-2	1-2	
2005	5-2	2-1	3-1	
2006	2-4	1-2	1-2	
2007	5-2	3-1	2-1	
2008	4-3	2-1	2-2	
2009	4-2	1-1	3-1	
2010	2-5	1-2	1-3	
2011	5-4	3-3	2-1	
2012	1-6	1-2	0-4	
TOTALS	34-34	17-16	17-18	
LAST TRADE WITH GIANTS				
8/11/2010: OF Evan Crawford for IF Mike Fontenot				

Cubs Vs. Washington Nationals (273-298 Record)

First Game: 4/11/1969 (as Montreal Expos) @ Wrigley Field (Cubs won 1-0)	
Montreal (1969-2004)	248-271
Washington (Since 2005)	25-27
At Wrigley Field	151-137
On the Road	122-161
MON: Jarry Park	33-36
MON: Olympic Stadium.....	75-108
MON/Puerto Rico: Hi Bithorn Stadium	1-2
WAS: RFK Stadium.....	4-6
WAS: Nationals Park (since 2008).....	9-9
Last 3-Game Sweep at Wrigley Field — 2007 (5/4-6)	
Last 3-Game Sweep on Road — 2010 (8/23-25)	
Last 4-Game Sweep at Wrigley Field — 1998 (4/3-6)	
Last 4-Game Sweep on Road — 2009 (7/16-19)	
Last 3-Game Sweep at Wrigley Field — 2005 (7/1-3)	
Last 3-Game Sweep on Road — 2006 (7/21-23)	
Last 4-Game Sweep at Wrigley Field — Never done	
Last 4-Game Sweep on Road — 2012 (9/3-6)	
Last Doubleheader: 8/17/1993 @ Wrigley Field (split)	
Last Wrigley Field Doubleheader Sweep: — 7/6/1970	
Last Road Doubleheader Sweep: — 5/15/1977	
Most Wins: 13	1970
Fewest Wins: 1	2005, 2012
Most Losses: 13	1974
Fewest Losses: 1	2007
Longest Win Streak: 7	10/1/1976-5/15/1977, 9/11/1990-6/2/1991

Longest Loss Streak: 9	8/1/1979-5/26/1980
Most Home Wins: 7	1970, 1973
Fewest Home Wins: 0	1994, 2005
Most Home Losses: 8	1982
Fewest Home Losses: 0	1998, 2007
Most Road Wins: 6	four times: last 1987
Fewest Road Wins: 0	1995, 1997, 2006, 2012
Most Road Losses: 8	1979
Fewest Road Losses: 0	2009, 2010
Most Runs, Cubs: 15	9/24/1985 (15-17), 5/14/2000 (15-16)
Most Runs, Nationals: 19	7/4/1977 ⁺ (3-19)
Most Runs, Both Teams: 32	9/24/1985 (15-17)
Largest Margin of Victory: 13	4/10/1998 (13-0)
Largest Margin of Defeat: 16	7/4/1977 ⁺ (3-19)
Longest Game, Innings: 18	6/27-28/1973 (4-5), 6/28/1974 ⁺ (8-7)
At Wrigley Field	
Most Runs, Cubs: 15	9/24/1985 (15-17)
Most Runs, Nationals: 19	7/4/1977 ⁺ (3-19)
Most Runs, Both Teams: 32	9/24/1985 (15-17)
Largest Margin of Victory: 12	7/6/1970 ⁺ (14-2)
Largest Margin of Defeat: 16	7/4/1977 ⁺ (3-19)
Longest Game, Innings: 18	6/27-28/1973 (4-5)
Longest Win Streak: 7	9/24/1969-7/8/1970 ⁺ , 8/24/1997-7/23/1998
Longest Loss Streak: 10	6/18/1982-4/7/1983

CUBS-NATIONALS LAST 10 SEASONS				
YR	REC	HOME	ROAD	
2003	3-3	2-1	1-2	
2004	3-3	1-2	2-1	
2005	1-5	0-3	1-2	
2006	2-4	2-1	0-3	
2007	6-1	3-0	3-1	
2008	3-3	2-1	1-2	
2009	5-2	1-2	4-0	
2010	4-2	1-2	3-0	
2011	3-4	2-1	1-3	
2012	1-6	1-2	0-4	
TOTALS	31-33	15-15	16-18	
LAST TRADE WITH NATIONALS				
1/19/2011: OF Michael Burgess, P Graham Hicks and P A.J. Morris for P Tom Gorzelanny				

CUBS VS. AMERICAN LEAGUE CLUBS OTHER THAN CHICAGO AND HOUSTON

TEAM (YEARS PLAYED)	RECORD	HOME	ROAD	MOST RECENT TRADE
Baltimore Orioles (2003, 2008)	3-3	1-2	2-1	5/8/2009 – INF/OF Ryan Freel acquired for OF Joey Gathright
Boston Red Sox (2005, 2011-12)	4-5	3-3	1-2	7/19/12 – P Justin Germano for a cash consideration
Cleveland Indians (1997-99, 2006, 2009)	7-7	3-2	4-5	7/28/2011 – OF Abner Abreu, RHP Carlton Smith and cash considerations for OF Kosuke Fukudome
Detroit Tigers (1998, 2000-01, 2006, 2009, 2012)	4-13	2-7	2-6	8/5/12 – Two PTBNL (P Josue Carreno and cash on 10/16) for INF Jeff Baker
Kansas City Royals (1997-2001, 2011)	10-8	6-3	4-5	7/6/2009 – INF/OF Ryan Freel traded for cash
Los Angeles Angels of Anaheim (2004, 2010)	3-3	1-2	2-1	3/25/2001 – P Mike Fyhrle acquired for INF Jose Nieves
Minnesota Twins (1997-2001, 2006, 2009, 2012)	12-12	8-4	4-8	8/31/2006 – INF Phil Nevin traded for a PTBNL (P Adam Harben)
New York Yankees (2003, 2005, 2011)	3-6	3-3	0-3	8/26/2005 – P Justin Berg acquired for OF Matt Lawton
Oakland Athletics (2004, 2010)	4-2	4-2	0-0	8/27/12 – C Anthony Recker for C Blake Lalli
Seattle Mariners (2002, 2007, 2010)	5-4	2-1	3-3	12/18/2009 – P Carlos Silva and cash for OF Milton Bradley
Tampa Bay Rays (2003, 2008)	2-4	2-1	0-3	1/8/2011 – P Matt Garza, OF Fernando Perez and P Zach Rosscup acquired for P Chris Archer, C Robinson Chirinos, INF Hak-Ju Lee, OF Sam Fuld and OF Brandon Guyer
Texas Rangers (2002, 2007, 2010)	4-5	1-2	3-3	7/31/12 – P Kyle Hendricks and INF Christian Villanueva for P Ryan Dempster
Toronto Blue Jays (2003, 2005, 2008)	4-5	1-2	3-3	12/10/2001 – INF Alex Gonzalez acquired for P Felix Heredia and INF James Deschaine

HOW THE 2013 CUBS WERE BUILT

Entering Spring Training play, the Cubs 2013 40-man roster was comprised of 12 Cubs draft selections, six non-drafted free agents, eight trade acquisitions, 10 free-agent signings, two Rule 5 draft selections and one waiver claim.

Here's a breakdown of the Cubs 40-man roster:

TRADES (8)

Michael Bowden	From Boston with LHP Hunter Cervenka for OF Marlon Byrd and a cash consideration, April 21, 2012
Matt Garza	From Tampa Bay with OF Fernando Perez and P Zach Rosscup for P Chris Archer, C Robinson Chirinos, INF Hak-Ju Lee, OF Brandon Guyer and OF Sam Fuld, January 8, 2011
Anthony Rizzo	From San Diego with RHP Zach Cates for RHP Andrew Cashner and OF Kyung-Min Na, January 6, 2012
Dave Sappelt	From Cincinnati with LHP Travis Wood and INF Ronald Torreyes for LHP Sean Marshall, December 23, 2011
Ian Stewart	From Colorado with RHP Casey Weathers for OF Tyler Colvin and INF DJ LeMahieu, December 8, 2011
Christian Villanueva	From Texas with RHP Kyle Hendricks for RHP Ryan Dempster, July 31, 2012
Aroldys Vizcaino	From Atlanta with RHP Jaye Chapman for LHP Paul Maholm and OF Reed Johnson, July 30, 2012
Travis Wood	From Cincinnati with OF Dave Sappelt and INF Ronald Torreyes for LHP Sean Marshall, December 23, 2011

FREE AGENCY (11)

Scott Baker	Signed as a free agent, November 13, 2012
Shawn Camp	Signed as a free agent, November 17, 2012
David DeJesus	Signed as a free agent, November 30, 2011
Scott Feldman	Signed as a free agent, November 28, 2012
Kyuji Fukukawa	Signed as a free agent, December 10, 2012
Scott Hairston	Signed as a free agent, February 10, 2013
Edwin Jackson	Signed as a free agent, January 3, 2013
Dioner Navarro	Signed as a free agent, November 15, 2012
Nate Schierholtz	Signed as a free agent, December 21, 2012
Jorge Soler	Signed as a free agent, June 30, 2012
Alfonso Soriano	Signed as a free agent, November 20, 2006

FIRST-YEAR PLAYER DRAFT (12)

Draft	Phase	Round
Darwin Barney	6/07	Reg. 4th
Steve Clevenger	6/06	Reg. 7th
Brett Jackson	6/09	Reg. 1st
Trey McNutt	6/09	Reg. 32nd
Brooks Raley	6/09	Reg. 6th
Chris Rusin	6/09	Reg. 4th
James Russell	6/07	Reg. 14th
Jeff Samardzija	6/06	Reg. 5th
Matt Szczur	6/10	Reg. 5th
Josh Vitters	6/07	Reg. 1st
Logan Watkins	6/08	Reg. 21st
Robert Whitenack	6/09	Reg. 8th

NON-DRAFTED FREE AGENT (6)

Alberto Cabrera	Signed July 7, 2005
Wellington Castillo	Signed December 8, 2004
Starlin Castro	Signed October 25, 2006
Rafael Dolis	Signed August 6, 2004
Junior Lake	Signed February 2, 2007
Carlos Marmol	Signed July 3, 1999

RULE 5 DRAFT (2)

Draft	Phase	Round
Lendy Castillo	12/11	Major League 1st
Hector Rondon	12/12	Major League 1st

WAIVER CLAIM (1)

Luis Valbuena	Claimed off waivers from Toronto, April 4, 2012
---------------	---

IF YOU BUILD IT, WE WILL COME

The Cubs have played regular-season contests in 113 different venues – going 60-52-1 in their "first appearances" at those facilities.

In 2013, Chicago is slated to play its first regular season games in Oakland at O.co Coliseum, July 2-4. In 2012, the Cubs made their first appearances at Marlins Park in Miami (a 5-2 loss on April 17) and at Target Field in Minnesota (an 8-7, 10-inning loss on June 8).

POST-SEASON HISTORY

1906 World Series: White Sox defeated Cubs 4-2

The 1906 Cubs set a modern record by winning 116 games against only 36 losses ... facing the "Hitless Wonders" White Sox in the first one-city World Series, the Cubs were heavily favored to win their first Fall Classic.

- © Played in snowy October weather, the first four games were dominated by pitching ... Nick Altrock and Mordecai "Three Finger" Brown dueled in the opener with both pitchers allowing only four hits, but the White Sox scratched out a 2-1 win ... Ed Reulbach evened the Series with a one-hitter the following day ... the clubs then traded shutouts, leaving the Series tied after four games.
- © The Cubs were held to a .196 batting average ... the White Sox didn't fare much better, hitting only .198.

SERIES NUMBERS

Cubs Batting: .196, 9 doubles, 0 homers

Cubs Pitching: 3.23 ERA

Top Cubs Batters: Solly Hoffman — .304 ...

Wildfire Schulte — .269, 3 doubles

Top Cubs Pitchers: Orval Overall — 1.05 ERA

... Ed Reulbach — 1-0, 2.45 ERA

Game 1 – Tuesday, October 9 at West Side Grounds

White Sox 0 0 0 0 1 1 0 0 0 - 2 4 1

Cubs 0 0 0 0 0 1 0 0 0 - 1 4 2

Altrock (W)

Brown (L)

HR – 0

T – 1:45, A – 12,693

Game 2 – Wednesday, October 10 at South Side Park III

Cubs 0 3 1 0 0 1 0 2 0 - 7 10 2

White Sox 0 0 0 0 1 0 0 0 0 - 1 1 3

Reulbach (W)

White (L), Owen (4)

HR – 0

T – 1:58, A – 15,595

Game 3 – Thursday, October 11 at West Side Grounds

White Sox 0 0 0 0 0 3 0 0 0 - 3 4 1

Cubs 0 0 0 0 0 0 0 0 0 - 0 2 2

Walsh (W)

Pfiester (L)

HR – 0

T – 2:10, A – 13,667

Game 4 – Friday, October 12 at South Side Park

Cubs 0 0 0 0 0 0 1 0 0 - 1 7 1

White Sox 0 0 0 0 0 0 0 0 0 - 0 2 1

Brown (W)

Altrock (L)

HR – 0

T – 1:36, A – 18,385

Game 5 – Saturday, October 13 at West Side Grounds

White Sox 1 0 2 4 0 1 0 0 0 - 8 12 6

Cubs 3 0 0 1 0 2 0 0 0 - 6 6 0

Walsh (W), White (7-SV)

Reulbach, Pfiester (3-L), Overall (4)

HR – 0

T – 2:40, A – 23,257

Game 6 – Sunday, October 14 at South Side Park III

Cubs 1 0 0 0 1 0 0 0 1 - 3 7 0

White Sox 3 4 0 0 0 0 0 1 x - 8 14 3

Brown (L), Overall (2)

White (W)

HR – 0

T – 1:55, A – 19,249

POST-SEASON PREEMIES

The youngest Cub to participate in post-season play was Phil Cavarretta, who was just 19 years old when he made his World Series debut in the 1935 Fall Classic against Detroit.

In 1998, Kerry Wood became the youngest Cubs pitcher to see action during the postseason. He was just 21 when he started Game Three of the Division Series against Atlanta.

1907 World Series: Cubs Defeated Tigers 4-0 (1 Tie)

Trailing 3-1 with two out in the ninth inning of the Series opener, the Cubs rallied for two runs to send the game into extra innings ... after 12 innings, the game was called due to darkness ... Cubs pitchers then took over the Series, allowing only three more Tigers runs as Chicago claimed its first World Series title.

- © Four Cubs starting pitchers combined for a 0.75 ERA and held future Hall of Famers Ty Cobb and Sam Crawford to .200 and .238 batting averages, respectively.

SERIES NUMBERS

Cubs Batting: .257, 6 doubles, 0 homers

Cubs Pitching: 0.75 ERA

Top Cubs Batters: Harry Steinfieldt — .471 ...

Johnny Evers — .350, 2 doubles

Top Cubs Pitchers: Mordecai Brown — 1-0, 0.00 ERA ... Ed Reulbach — 1-0, 0.75 ERA

Game 1 – Tuesday, October 8 at West Side Grounds

Tigers	0 0 0	0 0 0	0 3 0	0 0 0	-	3	9	3
Cubs	0 0 0	1 0 0	0 0 2	0 0 0	-	3	10	5

Donovan

Overall, Reulbach (10)

HR – 0

T – 2:40, A – 24,377

Game 2 – Wednesday, October 9 at West Side Grounds

Tigers	0 1 0	0 0 0	0 0 0	-	1	10	1
Cubs	0 1 0	2 0 0	0 0 x	-	3	8	1

Mullin (L)

Pfiester (W)

HR – 0

T – 2:13, A – 21,901

Game 3 – Thursday, October 10 at West Side Grounds

Tigers	0 0 0	0 0 1	0 0 0	-	1	6	1
Cubs	0 1 0	3 1 0	0 0 x	-	5	10	1

Siever (L), Killian (5)

Reulbach (W)

HR – 0

T – 1:35, A – 13,114

Game 4 – Friday, October 11 at Bennett Park

Cubs	0 0 0	0 2 0	3 0 1	-	6	7	2
Tigers	0 0 0	1 0 0	0 0 0	-	1	5	2

Overall (W)

Donovan (L)

HR – 0

T – 1:45, A – 11,306

Game 5 – Saturday, October 12 at Bennett Park

Cubs	1 1 0	0 0 0	0 0 0	-	2	7	1
Tigers	0 0 0	0 0 0	0 0 0	-	0	7	2

Brown (W)

Mullin (L)

HR – 0

T – 1:42, A – 7,370

1908 World Series: Cubs Defeated Tigers 4-1

The Cubs became the first club to win back-to-back World Series titles, defeating the Tigers in five games.

- © Cubs pitchers again dominated, limiting the Tigers to a .203 average and shutting them out over the last 19 innings of the Series ... Mordecai Brown and Orval Overall combined to allow only three runs in 29.1 innings.
- © The Cubs hit .293 for the Series, topped by Frank Chance's .421 average ... Joe Tinker connected for the only homer – the first in World Series play since 1903.

SERIES NUMBERS

Cubs Batting: .293, 4 doubles, 1 homer

Cubs Pitching: 2.60 ERA

Top Cubs Batters: Frank Chance — .421, 3 RBI ... Wildfire Schulte — .389

Top Cubs Pitchers: Mordecai Brown — 2-0, 0.00 ERA ... Orval Overall — 2-0, 0.98 ERA

Game 1 – Saturday, October 10 at Bennett Park

Cubs	0 0 4	0 0 0	1 0 5	-	10	14	2
Tigers	1 0 0	0 0 0	3 2 0	-	6	10	3

Reulbach, Overall (7), Brown (8-W)

Killian, Summers (3-L)

HR – 0

T – 2:10, A – 10,812

Game 2 – Sunday, October 11 at West Side Grounds

Tigers	0 0 0	0 0 0	0 0 1	-	1	4	1
Cubs	0 0 0	0 0 0	0 6 x	-	6	7	0

Donovan (L)

Overall (W)

HR – Tinker (1)

T – 1:30, A – 17,760

Game 3 – Monday, October 12 at West Side Grounds

Tigers	1 0 0	0 0 5	0 2 0	-	8	12	4
Cubs	0 0 0	3 0 0	0 0 0	-	3	7	0

Mullin (W)

Pfiester (L), Reulbach (9)

HR – 0

T – 2:10, A – 14,543

Game 4 – Tuesday, October 13 at Bennett Park

Cubs	0 0 2	0 0 0	0 0 1	-	3	10	0
Tigers	0 0 0	0 0 0	0 0 0	-	0	4	1

Brown (W)

Summers (L), Winter (9)

HR – 0

T – 1:35, A – 12,907

Game 5 – Wednesday, October 14 at Bennett Park

Cubs	1 0 0	0 1 0	0 0 0	-	2	10	0
Tigers	0 0 0	0 0 0	0 0 0	-	0	3	0

Overall (W)

Donovan (L)

HR – 0

T – 1:25, A – 6,210

1910 World Series: Athletics Defeated Cubs 4-1

After a one-year absence, the Cubs returned for their fourth World Series in five years ... an aging Cubs team, however, fell to Connie Mack's Athletics.

- © The Athletics easily took the first three games of the Series ... the Cubs staved off elimination with a 4-3 comeback win in Game 4, with Mordecai Brown earning the win in relief ... the following day, the Athletics scored five runs off Brown in the eighth inning to capture the World Series with a 7-2 win.

SERIES NUMBERS

Cubs Batting: .222, 11 doubles, 0 homers

Cubs Pitching: 4.70 ERA

Top Cubs Batters: Frank Chance — .353, 4 RBI ... Wildfire Schulte — .353, 3 doubles

Top Cubs Pitchers: Jack Pfeister — 0.00 ERA

Game 1 – Monday, October 17 at Shibe Park

Cubs	0 0 0	0 0 0	0 0 1	-	1	3	1
Athletics	0 2 1	0 0 0	0 1 x	-	4	7	2

Overall (L), McIntire (4)
Bender (W)
HR – 0
T – 1:54, A – 26,891

Game 2 – Tuesday, October 17 at Shibe Park

Cubs	1 0 0	0 0 0	1 0 1	-	3	8	3
Athletics	0 0 2	0 1 0	6 0 x	-	9	14	4

Brown (L), Richie (8)
Coombs (W)
HR – 0
T – 2:25, A – 24,597

Game 3 – Thursday, October 20 at West Side Grounds

Athletics	1 2 5	0 0 0	4 0 0	-	12	16	0
Cubs	1 2 0	0 0 0	0 2 0	-	5	7	2

Coombs (1)
Reulbach, McIntire (3-L), Pfeister (3)
HR – Murphy (1)
T – 2:07, A – 26,210

Game 4 – Saturday, October 22 at West Side Grounds

Athletics	0 0 1	2 0 0	0 0 0	0	-	3	11	2
Cubs	1 0 0	1 0 0	0 0 1	1	-	4	10	1

Bender (L)
Cole, Brown (9-W)
HR – 0
T – 2:14, A – 19,150

Game 5 – Sunday, October 23 at West Side Grounds

Athletics	1 0 0	0 1 0	0 5 0	-	7	9	1
Cubs	0 1 0	0 0 0	0 1 0	-	2	9	2

Coombs (W)
Brown (L)
HR – 0
T – 2:06, A – 27,374

1918 World Series: Red Sox Defeated Cubs 4-2

With World War I raging in Europe, the regular season ended three weeks early ... the Series opened in early September, with the first three games played in Chicago – at Comiskey Park (due to its seating capacity).

- © The Red Sox, led by pitcher Babe Ruth, beat the Cubs in six games ... Hippo Vaughn went just 1-2 for the Cubs despite allowing only three runs in 27.0 innings.

SERIES NUMBERS

Cubs Batting: .210, 5 doubles, 0 homers

Cubs Pitching: 1.04 ERA

Top Cubs Batters: Charlie Pick — .389 ... Fred Merkle — .278

Top Cubs Pitchers: Hippo Vaughn — 1-2, 1.00 ERA ... Lefty Tyler — 1-1, 1.17 ERA

Game 1 – Thursday, September 5 at Comiskey Park

Red Sox	0 0 0	1 0 0	0 0 0	-	1	5	0
Cubs	0 0 0	0 0 0	0 0 0	-	0	6	0

Ruth (W)
Vaughn (L)
HR – 0
T – 1:50, A – 19,274

Game 2 – Friday, September 6 at Comiskey Park

Red Sox	0 0 0	0 0 0	0 0 1	-	1	6	1
Cubs	0 3 0	0 0 0	0 0 x	-	3	7	1

Bush (L)
Tyler (W)
HR – 0
T – 1:58, A – 20,040

Game 3 – Saturday, September 7 at Comiskey Park

Red Sox	0 0 0	2 0 0	0 0 0	-	2	7	0
Cubs	0 0 0	0 1 0	0 0 0	-	1	7	1

Mays (W)
Vaughn (L)
HR – 0
T – 1:57, A – 27,054

Game 4 – Monday, September 9 at Fenway Park

Cubs	0 0 0	0 0 0	0 2 0	-	2	7	1
Red Sox	0 0 0	2 0 0	0 1 x	-	3	4	0

Tyler, Douglas (8-L)
Ruth (W), Bush (9-SV)
HR – 0
T – 1:50, A – 22,183

Game 5 – Tuesday, September 10 at Fenway Park

Cubs	0 0 1	0 0 0	0 2 0	-	3	7	0
Red Sox	0 0 0	0 0 0	0 0 0	-	0	5	0

Vaughn (W)
Jones (L)
HR – 0
T – 1:42, A – 24,694

Game 6 – Wednesday, September 11 at Fenway Park

Cubs	0 0 0	1 0 0	0 0 0	-	1	3	2
Red Sox	0 0 2	0 0 0	0 0 x	-	2	5	0

Tyler (L), Hendrix (8)
Mays (W)
HR – 0
T – 1:46, A – 15,238

1929 World Series: Athletics Defeated Cubs 4-1

The Cubs began a run of a pennant every three years with a rematch against their 1910 Fall Classic foes ... the results were the same, as Philadelphia won the Series in five games.

- © After falling behind two games to one, the Cubs appeared ready to even the Series at two games apiece – as they led Game Four by an 8-0 score entering the bottom of the seventh inning ... the Athletics shocked the Cubs by scoring 10 runs in the frame and won the contest 10-8.

SERIES NUMBERS

Cubs Batting: .249, 6 doubles, 1 homer
Cubs Pitching: 4.33 ERA
Top Cubs Batters: Hack Wilson – .471 ...
 Charlie Grimm – .389, 1 homer, 4 RBI
Top Cubs Pitchers: Guy Bush – 1-0, 0.82 ERA

Game 1 – Tuesday, October 8 at Wrigley Field

Athletics	0 0 0	0 0 0	1 0 2	-	3	6	1
Cubs	0 0 0	0 0 0	0 0 1	-	1	8	2

Ehmke (W)
 Root (L), Bush (8)
 HR – Foxx (1)

Game 2 – Wednesday, October 9 at Wrigley Field

Athletics	0 0 3	3 0 0	1 2 0	-	9	12	0
Cubs	0 0 0	0 3 0	0 0 0	-	3	11	1

Earnshaw (W), Grove (5-SV)
 Malone (L), Blake (4), Carlson (6), Nehf (9)
 HR – Foxx (2), Simmons (1)
 T – 2:29, A – 49,987

Game 3 – Friday, October 11 at Shibe Park

Cubs	0 0 0	0 0 3	0 0 0	-	3	6	1
Athletics	0 0 0	0 1 0	0 0 0	-	1	9	1

Bush (W)
 Earnshaw (L)
 HR – 0
 T – 2:09, A – 29,921

Game 4 – Saturday, October 12 at Shibe Park

Cubs	0 0 0	2 0 5	1 0 0	-	8	10	2
Athletics	0 0 0	0 0 0	10 0 x	-	10	15	2

Root, Nehf (7), Blake (7-L), Malone (7), Carlson (8)
 Quinn, Walberg (6), Rommel (7-W), Grove (8-SV)
 HR – Grimm (1), Simmons (2), Haas (1)
 T – 2:12, A – 29,921

Game 5 – Monday, October 14 at Shibe Park

Cubs	0 0 0	2 0 0	0 0 0	-	2	8	1
Athletics	0 0 0	0 0 0	0 0 3	-	3	6	0

Malone (L)
 Ehmke, Walberg (4-W)
 HR – Haas (2)
 T – 1:42, A – 29,921

1932 World Series: Yankees Defeated Cubs 4-0

The mighty Yankees, managed by former Cubs skipper Joe McCarthy, easily swept the Series in four games.

- © The Yankees won the first two games in New York by scores of 12-6 and 5-2.
- © Game Three was played at Wrigley Field and featured Babe Ruth's supposed "called shot" in the fifth inning.

SERIES NUMBERS

Cubs Batting: .253, 8 doubles, 3 homers
Cubs Pitching: 9.26 ERA
Top Cubs Batters: Riggs Stephenson – .444, 4 RBI ... Billy Jurges – .364
Top Cubs Pitchers: Lon Warneke – 5.91 ERA

Game 1 – Wednesday, September 28 at Yankee Stadium

Cubs	2 0 0	0 0 0	2 2 0	-	6	10	1
Yankees	0 0 0	3 0 5	3 1 x	-	12	8	2

Bush (L), Grimes (6), Smith (8)
 Ruffing (W)
 HR – Gehrig (1)
 T – 2:31, A – 41,459

Game 2 – Thursday, September 29 at Yankee Stadium

Cubs	1 0 1	0 0 0	0 0 0	-	2	9	0
Yankees	2 0 2	0 1 0	0 0 x	-	5	10	1

Warneke (L)
 Gomez (W)
 HR – 0
 T – 1:46, A – 50,709

Game 3 – Saturday, October 1 at Wrigley Field

Yankees	3 0 1	0 2 0	0 0 1	-	7	8	1
Cubs	1 0 2	1 0 0	0 0 1	-	5	9	4

Pipgras (1), Pennock (9)
 Root (L), Malone (5), May (8), Tinning (9)
 HR – Ruth (2), Gehrig (2), Cuyler (1), Hartnett (1)
 T – 2:11, A – 49,986

Game 4 – Sunday, October 2 at Wrigley Field

Yankees	1 0 2	0 0 2	4 0 4	-	13	19	4
Cubs	4 0 0	0 0 1	0 0 1	-	6	9	1

Allen, Moore (1-W), Pennock (7-SV)
 Bush, Warneke (1), May (4-L), Tinning (7), Grimes (9)
 HR – Lazzeri (2), Combs (1), Demaree (1)
 T – 2:27, A – 49,844

1935 World Series: Tigers Defeated Cubs 4-2

The Cubs and Detroit met in World Series play for the third time, as the Tigers avenged their 1907 and 1908 losses by beating the Cubs in six games.

- © The Tigers finished off the Series in Game Six with a 4-3 win in Detroit ... the winning run scored with two outs in the ninth inning.

SERIES NUMBERS

Cubs Batting: .238, 6 doubles, 5 homers
Cubs Pitching: 2.96 ERA
Top Cubs Batters: Billy Herman — .333, 1 homer, 6 RBI ... Frank Demaree — 2 homers
Top Cubs Pitchers: Lon Warneke — 2-0, 0.54 ERA ... Tex Carleton — 1.29 ERA

Game 1 – Wednesday, October 2 at Navin Field

Cubs 2 0 0 0 0 0 1 - 3 7 0
 Tigers 0 0 0 0 0 0 0 - 0 4 3
 Warneke (W)
 Rowe (L)
 HR – Demaree (1)
 T – 1:51, A – 47,391

Game 2 – Thursday, October 3 at Navin Field

Cubs 0 0 0 0 1 0 2 0 0 - 3 6 1
 Tigers 4 0 0 3 0 0 1 0 x - 8 9 2
 Root (L), Henshaw (1), Kowalik (4)
 Bridges (W)
 HR – Greenberg (1)
 T – 1:59, A – 46,742

Game 3 – Friday, October 4 at Wrigley Field

Tigers 0 0 0 0 0 1 0 4 0 0 1 - 6 12 2
 Cubs 0 2 0 0 1 0 0 0 2 0 0 - 5 10 3
 Auker, Hogsett (7), Rowe (8-W)
 Lee, Warneke (8), French (10-L)
 HR – Demaree (2)
 T – 2:27, A – 45,532

Game 4 – Saturday, October 5 at Wrigley Field

Tigers 0 0 1 0 0 1 0 0 0 - 2 7 0
 Cubs 0 1 0 0 0 0 0 0 0 - 1 5 2
 Crowder (W)
 Carleton (L), Root (8)
 HR – Hartnett (1)
 T – 2:28, A – 49,350

Game 5 – Sunday, October 6 at Wrigley Field

Tigers 0 0 0 0 0 0 0 1 - 1 7 1
 Cubs 0 0 2 0 0 0 1 0 x - 3 8 0
 Rowe (L)
 Warneke (W), Lee (7)
 HR – Klein (1)
 T – 1:49, A – 49,237

Game 6 – Monday, October 7 at Navin Field

Cubs 0 0 1 0 2 0 0 0 0 - 3 12 0
 Tigers 1 0 0 1 0 1 0 0 1 - 4 12 1
 French (L)
 Bridges (W)
 HR – Herman (1)
 T – 1:57, A – 48,420

1938 World Series: Yankees Defeated Cubs 4-0

Yankee power again proved too much, as New York swept the Cubs in four games.

- © The Yankees, in the midst of four consecutive World Series titles, outscored the Cubs 22-9.

SERIES NUMBERS

Cubs Batting: .243, 4 doubles, 2 homers
Cubs Pitching: 5.03 ERA
Top Cubs Batters: Joe Marty — .500, 1 homer, 5 RBI ... Stan Hack — .471
Top Cubs Pitchers: Bill Lee — 2.45 ERA

Game 1 – Wednesday, October 5 at Wrigley Field

Yankees 0 2 0 0 0 1 0 0 0 - 3 12 1
 Cubs 0 0 1 0 0 0 0 0 0 - 1 9 1
 Ruffing (W)
 Lee (L), Russell (9)
 HR – 0
 T – 1:53, A – 43,642

Game 2 – Thursday, October 6 at Wrigley Field

Yankees 0 2 0 0 0 0 2 2 - 6 7 2
 Cubs 1 0 2 0 0 0 0 0 0 - 3 11 0
 Gomez (W), Murphy (8)
 Dean (L), French (9)
 HR – Crosetti (1), DiMaggio (1)
 T – 1:53, A – 42,108

Game 3 – Saturday, October 8 at Yankee Stadium

Cubs 0 0 0 0 1 0 0 1 0 - 2 5 1
 Yankees 0 0 0 0 2 2 0 1 x - 5 7 2
 Bryant (L), Russell (6), French (7)
 Pearson (W)
 HR – Marty (1), Gordon (1), Dickey (1)
 T – 1:57, A – 55,236

Game 4 – Sunday, October 9 at Yankee Stadium

Cubs 0 0 0 1 0 0 2 0 - 3 8 1
 Yankees 0 3 0 0 0 1 0 4 x - 8 11 1
 Lee (L), Root (4), Page (7), French (8), Carleton (8), Dean (8)
 Ruffing (W)
 HR – O'Dea (1), Henrich (1)
 T – 2:11, A – 59,847

1945 World Series: Tigers Defeated Cubs 4-3

The Cubs suffered their seventh consecutive World Series defeat, falling in seven games to the Tigers.

- © In Game Seven, the Tigers battered Hank Borowy and Paul Derringer for five runs in the first inning and coasted to a 9-3 victory.

SERIES NUMBERS

Cubs Batting: .263, 16 doubles, 1 homer

Cubs Pitching: 4.15 ERA

Top Cubs Batters: Phil Cavarretta — .423, 1 homer, 5 RBI ... Stan Hack — .367

Top Cubs Pitchers: Claude Passeau — 1-0, 2.70 ERA

Game 1 – Wednesday, October 3 at Briggs Stadium

Cubs 4 0 3 0 0 0 2 0 0 - 9 13 0

Tigers 0 0 0 0 0 0 0 0 0 - 0 6 0

Borowy (W)

Newhouser (L), Benton (3), Tobin (5), Mueller (8)

HR – Cavarretta (1)

T – 2:10, A – 54,637

Game 2 – Thursday, October 4 at Briggs Stadium

Cubs 0 0 0 1 0 0 0 0 0 - 1 7 0

Tigers 0 0 0 0 4 0 0 0 x - 4 7 0

Wyse (L), Erickson (7)

Trucks (W)

HR – Greenberg (1)

T – 1:47, A – 53,636

Game 3 – Friday, October 5 at Briggs Stadium

Cubs 0 0 0 2 0 0 1 0 0 - 3 8 0

Tigers 0 0 0 0 0 0 0 0 0 - 0 1 2

Passeau (W)

Overmire (6), Benton (7)

HR – 0

T – 1:55, A – 55,500

Game 4 – Saturday, October 6 at Wrigley Field

Tigers 0 0 0 4 0 0 0 0 0 - 4 7 1

Cubs 0 0 0 0 0 1 0 0 0 - 1 5 1

Trout (W)

Prim (L), Derringer (4), Vandenberg (6), Erickson (8)

HR – 0

T – 2:00, A – 42,923

Game 5 – Sunday, October 7 at Wrigley Field

Tigers 0 0 1 0 0 4 1 0 2 - 8 11 0

Cubs 0 0 1 0 0 0 2 0 1 - 4 7 2

Newhouser (W)

Borowy (L), Vandenberg (6), Chipman (6), Derringer (7), Erickson

(9)

HR – 0

T – 2:18, A – 43,463

Game 6 – Monday, October 8 at Wrigley Field

Tigers 0 1 0 0 0 0 2 4 0 0 0 0 - 7 13 1

Cubs 0 0 0 0 4 1 2 0 0 0 1 1 - 8 15 3

Trucks, Caster (5), Bridges (6), Benton (7), Trout (8-L)

Passeau, Wyse (7), Prim (8), Borowy (9-W)

HR – Greenberg (2)

T – 3:28, A – 41,708

Game 7 – Wednesday, October 10 at Wrigley Field

Tigers 5 1 0 0 0 0 1 2 0 - 9 9 1

Cubs 1 0 0 1 0 0 0 1 0 - 3 10 0

Newhouser (W)

Borowy (L), Derringer (1), Vandenberg (2), Erickson (6), Passeau

(8), Wyse (9)

HR – 0

T – 2:31, A – 41,590

THE SANDBERG GAME

On June 23, 1984, Ryne Sandberg went 5-for-6 with two late-inning dramatic homers and seven RBI in the Cubs' 11-inning 12-11 victory over St. Louis.

Sandberg hit a solo homer off the Cardinals' Bruce Sutter in the bottom of the ninth inning to knot the game at 9-9. Then, after St. Louis tallied twice in the top of the 10th, Sandberg once again knotted the game — this time with a two-run shot off Sutter. Following his game-tying homers, the Cubs won it on Dave Owen's RBI single.

"The Sandberg Game" overshadowed the performance of the Cardinals' Willie McGee, who hit for the cycle.

PINCHED BY A PITCHER

On August 11, 2001, San Francisco's Livan Hernandez was the last pitcher to have a four-hit game against the Cubs — going 4-for-4 with a solo homer and three RBI.

On August 8, 2000, Los Angeles pitcher Darren Dreifort hit a pair of homers in a 7-5 victory over the Cubs at Dodger Stadium. Dreifort was just the fourth pitcher to record a multi-homer game against the Cubs, joining Cincinnati's Frank Foreman (July 4, 1895), the Boston Braves' Jim Tobin — who hit three homers (May 13, 1942) — and the New York Mets' Walt Terrell (August 6, 1983).

1984 NLCS: Padres Defeated Cubs 3-2

The Cubs advanced into post-season play for the first time since 1945 after winning the National League Eastern Division title with a 96-65 record ... the Cubs then won the first two games of the NLCS at Wrigley Field before dropping the final three contests in San Diego.

- © The Cubs hit five homers and had 16 hits in routing the Padres 13-0 in Game One, as winning pitcher Rick Sutcliffe allowed two hits in 7.0 innings and homered ... behind Steve Trout, the Cubs then won the second game 4-2.
- © San Diego routed the Cubs in Game Three, then won the fourth game 7-5 behind Steve Garvey's five-RBI contest.
- © In the decisive fifth game, Leon Durham's two-run homer and Jody Davis' solo shot gave the Cubs a 3-0 lead entering the bottom of the sixth inning ... San Diego, though, scored twice in the sixth and four times in the seventh to advance to the World Series.

Game 1 – Tuesday, October 2 at Wrigley Field

Padres	0 0 0	0 0 0	0 0 0	-	0	6	1
Cubs	2 0 3	0 6 2	0 0 x	-	13	16	0

Show (L), Harris (5), Booker (7)
Sutcliffe (W), Brusstar (8)
HR – Demier (1), Matthews (2), Sutcliffe (1), Cey (1)
T – 2:49, A – 36,282

Game 2 – Wednesday, October 3 at Wrigley Field

Padres	0 0 0	1 0 1	0 0 0	-	2	5	0
Cubs	1 0 2	1 0 0	0 0 x	-	4	8	1

Thurmond (L), Hawkins (4), Dravecky (6), Lefferts (8)
Trout (W), Smith (9-SV)
HR – 0
T – 2:18, A – 36,282

Game 3 – Thursday, October 4 at Jack Murphy Stadium

Cubs	0 1 0	0 0 0	0 0 0	-	1	5	0
Padres	0 0 0	0 3 4	0 0 x	-	7	11	0

Eckersley (L), Frazier (6), Stoddard (8)
Whitson (W), Gossage (9)
HR – McReynolds (1)
T – 2:19, A – 58,346

Game 4 – Saturday, October 6 at Jack Murphy Stadium

Cubs	0 0 0	3 0 0	0 2 0	-	5	8	1
Padres	0 0 2	0 1 0	2 0 2	-	7	11	0

Sanderson, Brusstar (5), Stoddard (7), Smith (8-L)
Lollar, Hawkins (5), Dravecky (6), Gossage (8), Lefferts (9-W)
LHR – Davis (1), Durham (1), Garvey (1)
T – 3:13, A – 58,354

Game 5 – Sunday, October 7 at Jack Murphy Stadium

Cubs	2 1 0	0 0 0	0 0 0	-	3	5	2
Padres	0 0 0	0 0 2	4 0 x	-	6	8	0

Sutcliffe (L), Trout (7), Brusstar (8)
Show, Hawkins (2), Dravecky (4), Lefferts (6-W),
Gossage (8-SV)
HR – Durham (2), Davis (2)
T – 2:41, A – 58,359

SERIES NUMBERS

Cubs Batting: .263, 16 doubles, 1 homer
Cubs Pitching: 4.15 ERA
Top Cubs Batters: Phil Cavarretta – .423, 1 homer, 5 RBI ... Stan Hack – .367
Top Cubs Pitchers: Claude Passeau – 1-0, 2.70 ERA

1989 NLCS: Giants Defeated Cubs 4-1

Will Clark was too much for the Cubs to handle, as the Giants first baseman was a one-man wrecking crew ... Clark batted .650 in the NLCS (13-for-20) with two homers – including a grand slam – and eight RBI.

- © Mark Grace did his best to keep the Cubs alive, going 11-for-17 (.647) with five extra-base hits and eight RBI.

Game 1 – Wednesday, October 4 at Wrigley Field

Giants	3 0 1	4 0 0	0 3 0	-	11	13	0
Cubs	2 0 1	0 0 0	0 0 0	-	3	10	1

Garrelts (W), Brantley (8), Hammaker (9)
Maddux (L), Kilgus (5), Wilson (8)
HR – Clark (2), Mitchell (1), Grace (1), Sandberg (1)
T – 2:51, A – 39,195

Game 2 – Thursday, October 5 at Wrigley Field

Giants	0 0 0	2 0 0	0 2 1	-	5	10	0
Cubs	6 0 0	0 0 3	0 0 x	-	9	11	0

Reuschel (L), Downs (1), Lefferts (6), Brantley (7),
Bedrosian (8)
Bielecki, Assenmacher (5), Lancaster (6-W)
HR – Mitchell (2), Williams (1), Thompson (1)
T – 3:08, A – 39,195

Game 3 – Saturday, October 7 at Candlestick Park

Cubs	2 0 0	1 0 0	1 0 0	-	4	10	0
Giants	3 0 0	0 0 0	2 0 x	-	5	8	3

Sutcliffe, Assenmacher (7), Lancaster (7-L)
LaCoss, Brantley (4), Robinson (7-W), Lefferts (8),
Bedrosian (9-SV)
HR – Thompson (2)
T – 2:48, A – 62,065

Game 4 – Sunday, October 8 at Candlestick Park

Cubs	1 1 0	0 2 0	0 0 0	-	4	12	1
Giants	1 0 2	1 2 0	0 0 x	-	6	9	1

Maddux, Wilson (4-L), Sanderson (6), Williams (8)
Garrelts, Downs (5-W), Bedrosian (9-SV)
HR – Salazar (1), Williams (2)
T – 3:13, A – 62,078

Game 5 – Monday, October 9 at Candlestick Park

Cubs	0 0 1	0 0 0	0 0 1	-	2	10	1
Giants	0 0 0	0 0 0	1 2 x	-	3	4	1

Bielecki (L), Williams (8), Lancaster (8)
Reuschel (W), Bedrosian (9-SV)
HR – 0
T – 2:47, A – 62,084

SERIES NUMBERS

Cubs Batting: .303, 9 doubles, 3 homers
Cubs Pitching: 5.57 ERA
Top Cubs Batters: Mark Grace – .647, 1 homer, 8 RBI ... Ryne Sandberg – .400, 1 homer, 4 RBI
Top Cubs Pitchers: Mike Bielecki – 3.65 ERA

1998 NLDS: Braves Defeated Cubs 3-0

Atlanta pitching proved to be too much for the Cubs, who needed a Wild Card tie-breaker contest against San Francisco to qualify for the postseason.

- Ⓒ The Cubs were held to just four runs, 17 hits and a .181 average ... Braves pitchers recorded a 1.29 ERA.
- Ⓒ Cubs pitchers limited Atlanta's offense to just a .228 average ... Cubs starters gave up only four earned runs in 20.0 innings.
- Ⓒ Two days before the start of the Division Series – on September 28 at Wrigley Field – the Cubs earned a spot in the playoffs as the National League's Wild Card team after beating San Francisco 5-3 ... Steve Trachsel took a no-hitter into the sixth inning. Gary Gaetti belted a two-run homer, pinch-hitter Matt Mieske singled in two runs and Rod Beck picked up the save as the Cubs advanced to the playoffs.

SERIES NUMBERS

Cubs Batting: .181, 2 doubles, 1 homer
Cubs Pitching: 4.44 ERA
Top Cubs Batters: Scott Servais – 2-for-3, Tyler Houston – 1 homer
Top Cubs Pitchers: Kevin Tapani – 1.00 ERA

Game 1 – Wednesday, September 30 at Turner Field

Cubs 000 000 010 - 1 5 1
 Braves 020 001 40x - 7 8 0
 Clark (L), Heredia (7), Karchner (7), Morgan (8)
 Smoltz (W), Rocker (8), Ligtnerberg (9)
 HR – Houston (1), Tucker (1), Klesko (1)
 T – 2:34, A – 45,598

Game 3 – Saturday, October 3 at Wrigley Field

Braves 001 000 050 - 6 9 0
 Cubs 000 000 020 - 2 8 2
 Maddux (W), Ligtnerberg (8)
 Wood (L), Mulholland (6), Beck (8), Morgan (9)
 HR – E. Perez (1)
 T – 2:57, A – 39,597

Game 2 – Thursday, October 1 at Turner Field

Cubs 000 001 000 0 - 1 4 1
 Braves 000 000 001 1 - 2 6 0
 Tapani, Mulholland (10-L)
 Glavine (7), Rocker (8), Seanez (9), Ligtnerberg (10),
 O. Perez (10-W)
 HR – Lopez (1)
 T – 2:47, A – 51,713

2003 NLDS: Cubs Defeated Braves 3-2

For the first time since winning the 1908 World Series, the Cubs were victorious in a postseason series ... as such, the Cubs qualified for their first trip to the National League Championship Series since 1989.

- Ⓒ The affair was only the third “final and decisive” post-season contest in Cubs history ... the club had dropped Game Seven of the 1945 World Series to Detroit and Game Five of the 1984 NLCS to San Diego.
- Ⓒ With two victories, Kerry Wood became the first Cub to pick up a pair of wins in a post-season series since Hank Borowy in the 1945 World Series ... he fanned 18 batters in the two starts, surpassing the club-record 17 recorded by Hippo Vaughn in the 1918 World Series ... in the series-opening 4-2 victory, he had two hits – and drove in the game-winning run with a two-run double in the Cubs four-run sixth inning.
- Ⓒ In Game Three (a 3-1 Cubs win), Mark Prior went the distance – allowing two hits while fanning seven ... he was the first Cubs pitcher to throw a complete game in the postseason since Claude Passeau accomplished the feat in Game Three of the 1945 World Series ... in the process, he also became the second hurler to throw a two-hitter in a Division Series affair, joining Nolan Ryan (October 6, 1981).

SERIES NUMBERS

Cubs Batting: .257, 8 doubles, 4 homers
Cubs Pitching: 3.07 ERA
Top Cubs Batters: Moises Alou – .500, 3 RBI ... Eric Karros – .375, 2 homers, 2 RBI
Top Cubs Pitchers: Kerry Wood – 2-0, 1.76 ERA ... Mark Prior – 1-0, 1.00 ERA

Game 1 – Tuesday, September 30 at Turner Field

Cubs 000 004 000 - 4 10 0
 Braves 001 000 010 - 2 3 1
 Wood (W), Remlinger (8), Farnsworth (8), Borowski (9-SV)
 Ortiz (L), King (6), Gryboski (6), Wright (7), Mercker (8), Hernandez (9)
 HR – Giles (1)
 T – 3:21, A – 52,043

Game 4 – Saturday, October 4 at Wrigley Field

Braves 000 130 020 - 6 12 0
 Cubs 001 001 011 - 4 10 0
 Ortiz (W), King (6), Gryboski (6), Wright (7), Cunnane (8), Smoltz (9-SV)
 Clement (L), Alfonseca (5), Remlinger (6), Veres (7), Farnsworth (7), Guthrie (8), Cruz (9)
 HR – C. Jones (2), Karros (2)
 T – 3:40, A – 39,983

Game 2 – Wednesday, October 1 at Turner Field

Cubs 200 000 010 - 3 6 0
 Braves 100 101 02x - 5 13 0
 Zambrano, Farnsworth (6), Veres (8-L)
 Hampton, King (7), Gryboski (7), Smoltz (8-W)
 HR – O
 T – 3:07, A – 53,743

Game 5 – Sunday, October 5 at Turner Field

Cubs 110 002 001 - 5 9 0
 Braves 000 001 000 - 1 5 1
 Wood (W), Borowski (9)
 Hampton (L), Gryboski (7), Wright (8), Cunnane (9), King (9)
 HR – Gonzalez (1), Ramirez (1)
 T – 2:50, A – 54,357

Game 3 – Friday, October 3 at Wrigley Field

Braves 000 000 010 - 1 2 4
 Cubs 200 000 01x - 3 8 0
 Maddux (L), Wright (7), Gryboski (8)
 Prior (W)
 HR – O
 T – 2:43, A – 39,982

2003 NLCS: Marlins Defeated Cubs 4-3

Five outs – that's all that stood between the Cubs 3-0 lead in Game Six and their first trip to the Fall Classic since 1945 ... before two of those outs could be recorded, Florida stunned the Cubs with an eight-run eighth-inning rally.

- © By the time the fateful eighth was over, the Marlins had sent 12 batters to the plate ... the eight runs were the most in an NLCS inning since St. Louis plated nine in the second inning October 13, 1985, against Los Angeles.
- © There was another day for the Cubs, however ... in Game Seven, they found themselves down 3-0 early before rallying to tie the score in the bottom of the second – including a two-run shot by Kerry Wood ... his roundtripper was just the fourth by a pitcher in NLCS history – and the first since the Cubs Rick Sutcliffe went deep in Game One of the 1984 NLCS vs. San Diego ... the Cubs then went ahead 5-3 in the third inning on Moises Alou's two-run homer ... from that point, though, the Cubs were held to just one hit – a Troy O'Leary pinch homer in the seventh off Josh Beckett – as the Marlins pushed across six runs from the fifth through seventh innings.
- © In the process, the Marlins became the fourth team in League Championship Series history to overcome a three-games-to-one deficit in advancing to the World Series.

SERIES NUMBERS

Cubs Batting: .258, 10 doubles, 13 homers

Cubs Pitching: 4.36 ERA

Top Cubs Batters: Moises Alou – .310, 2 homers, 5 RBI ... Sammy Sosa – .308, 2 homers, 6 RBI ... Alex Gonzalez – .286, 3 homers, 7 RBI

Top Cubs Pitchers: Matt Clement – 1-0, 3.52 ERA ... Mark Prior – 1-1, 3.14 ERA

Game 1 – Tuesday, October 7 at Wrigley Field

Marlins	0 0 5	0 0 1	0 0 2	0 1 -	9	14	1
Cubs	4 0 0	0 0 2	0 0 2	0 0 -	8	11	1

Beckett, Fox (7), Urbina (9-W), Loooper (11-SV)

Zambrano, Remlinger (7), Farnsworth (7), Borowski (9), Guthrie

(11-L), Alfonseca (11)

HR – Rodriguez (1), Cabrera (1), Encarnacion (1), Lowell (1), Alou (1), Gonzalez (1), Sosa (1)

T – 3:44, A – 39,567

Game 2 – Wednesday, October 8 at Wrigley Field

Marlins	0 0 0	0 0 2	0 1 0	-	3	9	1
Cubs	2 3 3	0 3 1	0 0 x	-	12	16	1

Penny (L), Bump (3), Helling (4), Pavano (7), Tejera (8)

Prior (W), Veres (8), Guthrie (9)

HR – Lee (1), Cabrera (2), Sosa (2), Ramirez (1), Gonzalez (2)

T – 3:02, A – 39,562

Game 3 – Friday, October 10 at Pro Player Stadium

Cubs	1 1 0	0 0 0	0 2 0	0 1 -	5	12	0
Marlins	0 1 0	0 0 0	2 1 0	0 0 -	4	10	0

Wood, Farnsworth (7), Borowski (8-W), Remlinger (11-SV)

Redman, Fox (7), Urbina (9), Tejera (11-L), Loooper (11)

HR – Simon (1)

T – 4:16, A – 65,115

Game 4 – Saturday, October 11 at Pro Player Stadium

Cubs	4 0 2	1 0 0	1 0 0	-	8	8	0
Marlins	0 0 0	0 2 0	0 1 0	-	3	6	1

Clement (W), Farnsworth (8)

Willis (L), Helling (3), Bump (6), Penny (8), Pavano (9)

HR – Ramirez (2)

T – 2:58, A – 65,829

Game 5 – Sunday, October 12 at Pro Player Stadium

Cubs	0 0 0	0 0 0	0 0 0	-	0	2	0
Marlins	0 0 0	0 2 0	1 1 x	-	4	8	0

Zambrano (L), Veres (6), Alfonseca (7), Remlinger (8)

Beckett (W)

HR – Lowell (2), Rodriguez (2), Conine (1)

T – 2:42, A – 65,279

Game 6 – Tuesday, October 14 at Wrigley Field

Marlins	0 0 0	0 0 0	0 8 0	-	8	9	0
Cubs	1 0 0	0 0 1	1 0 0	-	3	10	2

Pavano, Willis (6), Fox (7-W), Urbina (8)

Prior (L), Farnsworth (8), Remlinger (8), Alfonseca (9)

HR – 0

T – 3:00, A – 39,577

Game 7 – Wednesday, October 15 at Wrigley Field

Marlins	3 0 0	0 3 1	2 0 0	-	9	12	0
Cubs	0 3 2	0 0 0	1 0 0	-	6	6	0

Redman, Penny (4-W), Beckett (5), Urbina (9-SV)

Wood (L), Farnsworth (6), Veres (7), Remlinger (8),

Borowski (8)

HR – Cabrera (3), Wood (1), Alou (2), O'Leary (1)

T – 3:11, A – 39,574

WALKING OFF TO APPLAUSE

The last time the Cubs won consecutive contests with walkoff homers took place September 12-September 13, 1998, when Orlando Merced and Mark Grace hit game-ending shots against Milwaukee.

2007 NLDS: Diamondbacks Defeated Cubs 3-0

In the team's first post-season appearance since 2003, the Cubs were swept by the Arizona Diamondbacks, three-games-to-none, in the National League Division Series ... Chicago batted just .194 (19-for-98) in the series with six runs scored ... Chicago batted just .087 (2-for-23) with runners in scoring position while Geovany Soto hit the club's lone home run - a two-run blast in Game Two off Arizona's Doug Davis.

- Ⓢ Soto's long ball made him just the second Cubs rookie to ever homer in a post-season contest ... previously, Cubs rookie Frank Demaree homered off the Yankees Johnny Allen on October 2, 1932, in the fourth game of the 1932 World Series at Wrigley Field..
- Ⓢ The Cubs dropped Game One, 4-1, as Carlos Zambrano went up against Arizona's Brandon Webb ... the game was tied 1-1 before the Diamondbacks scored two runs off Carlos Marmol in the seventh.
- Ⓢ Chicago enjoyed its only lead of the series when Soto's two-run homer in the second inning of Game Two at Chase Field gave the Cubs an early 2-0 ... Arizona rebounded for four runs in the bottom half of the inning and would hold the lead for the remainder of the game.
- Ⓢ In Game Three, the Diamondbacks touched Rich Hill for three runs in 3.0 innings of work as Chicago went 0-for-9 with runners in scoring position.

SERIES NUMBERS

Cubs Batting: .194, 3 doubles, 1 homer
Cubs Pitching: 5.76 ERA
Top Cubs Batters: Mark DeRosa — .333 ... Daryle Ward — .500, 2 RBI
Top Cubs Pitchers: Carlos Zambrano — 0-0, 1.50 ERA (6.0 IP) ... Bob Howry — 0-0, 0.00 ERA (3.0 IP)

Game 1 – Wednesday, October 3 at Chase Field

Cubs	0 0 0	0 0 1	0 0 0	-	1	4	0
D'Backs	0 0 0	1 0 0	2 0 x	-	3	6	1

Zambrano, Marmol (7-L), Howry (8)

Webb (W), Lyon (8), Valverde (9-SV)

HR – Drew (1), Reynolds (1)

T – 2:33, A – 48,864

Game 2 – Thursday, October 4 at Chase Field

Cubs	0 2 0	0 0 2	0 0 0	-	4	8	0
D'Backs	0 4 0	2 2 0	0 0 x	-	8	9	1

Lilly (L), Hart (4), Eyre (5), Wuertz (5), Wood (6), Dempster (8)

Davis (W), Cruz (6), Pena (7), Lyon (8), Valverde (9)

HR – Soto (1), Young (1)

T – 3:44, A – 48,575

Game 3 – Saturday, October 6 at Wrigley Field

D'Backs	2 0 0	1 0 1	0 0 1	-	5	10	1
Cubs	0 0 0	1 0 0	0 0 0	-	1	7	0

Hernandez (W), Pena (7), Lyon (8), Valverde (9)

Hill (L), Wuertz (4), Marmol (5), Howry (7), Wood (9)

HR – Young (2), Drew (2), Byrnes (1)

T – 3:22, A – 42,157

2008 NLDS: Dodgers Defeated Cubs 3-0

After leading the National League with 97 wins, the Cubs were swept out of the National League Division Series, three-games-to-none, for the second straight season ... Chicago starters compiled a 5.87 ERA (10 ER/15.1 IP) ... Ryan Dempster issued a career-high seven free passes in Game One's 7-2 setback.

- Ⓢ Derrek Lee extended his post-season hitting streak to six games with a 3-for-4 Game Three performance ... hit at a .545 clip (6-for-11) with three doubles and two runs scored on the series.
- Ⓢ Mark DeRosa gave the Cubs their only lead of the series with a one-out, two-run homer in the second inning of Game One ... the Dodgers responded with seven unanswered runs, highlighted by James Loney's fifth-inning grand slam.
- Ⓢ Carlos Zambrano struggled in Game Two, surrendering seven runs (three earned) in the Dodgers' 10-3 victory ... Los Angeles posted five runs in the second frame and never looked back ... the Cubs committed four errors in the game, one shy of matching their post-season record (5).
- Ⓢ A two-run double by Loney in the first inning proved to be all the offense the Dodgers needed in Game Three ... pinch-hitter Daryle Ward singled in Lee for the Cubs lone run in the 3-1 loss.

SERIES NUMBERS

Cubs Batting: .240, 8 doubles, 1 homer
Cubs Pitching: 5.19 ERA
Top Cubs Batters: Derrek Lee — .545, 3 doubles ... Mark DeRosa — .333, 2 doubles, 4 RBI, 1 homer
Top Cubs Pitchers: Neal Cotts — 0-0, 0.00 ERA (1.2 IP) ... Sean Marshall — 0-0, 2.70 ERA (1 ER/3.1 IP)

Game 1 – Wednesday, October 1 at Wrigley Field

Dodgers	0 0 0	0 4 0	1 1 1	-	7	8	1
Cubs	0 2 0	0 0 0	0 0 0	-	2	9	0

Lowe (W), Wade (7-H), Broxton (8), Maddux (9)

Dempster (L), Marshall (5), Samardzija (8), Marquis (9)

HR – Martin (1), Ramirez (1), Loney (1), DeRosa (1)

T – 3:10, A – 42,099

Game 2 – Thursday, October 2 at Wrigley Field

Dodgers	0 5 0	0 1 0	1 2 1	-	10	12	0
Cubs	0 0 0	0 0 0	1 0 2	-	3	8	4

Billingsley (W), Wade (7), Saito (9), Broxton (9)

Zambrano (L), Cotts (7), Marmol (8), Wood (9)

HR – Ramirez (2)

T – 3:10, A – 42,136

Game 3 – Saturday, October 4 at Dodger Stadium

Cubs	0 0 0	0 0 0	0 1 0	-	1	8	1
Dodgers	2 0 0	0 1 0	0 0 x	-	3	6	0

Harden (L), Marshall (5), Marmol (6), Cotts (8)

Kuroda (W), Wade (7-H), Broxton (8-SV)

HR – None

T – 3:03, A – 56,000

Cubs All-Time Post-Season Roster

Alexander, Manny-1998
 Alfonseca, Antonio-2003
 Alou, Moises-2003
 Archer, Jimmy-1910
 Assenmacher, Paul-1989
 Bako, Paul-2003
 Barber, Turner-1918
 Beaumont, Ginger-1910
 Beck, Rod-1998
 Becker, Heinz-1945
 Bielecki, Mike-1989
 Blair, Footsie-1929
 Blake, Sheriff-1929
 Blanco, Henry-2008
 Blauser, Jeff-1998
 Block, Cy-1945
 Borowski, Joe-2003
 Borowy, Hank-1945
 Bosley, Thad-1984
 Bowa, Larry-1984
 Brown, Brant-1998
 Brown, Mordecai-1906, 1907, 1908, 1910
 Brusstar, Warren-1984
 Bryant, Clay-1938
 Bush, Guy-1929, 1932
 Carleton, Tex-1935, 1938
 Carlson, Hal-1929
 Cavaretta, Phil-1935, 1938, 1945
 Cedeno, Ronny-2007, 2008
 Cey, Ron-1984
 Chance, Frank-1906, 1907, 1908, 1910
 Chipman, Bob-1945
 Clark, Mark-1998
 Clement, Matt-2003
 Cole, King-1910
 Collins, Ripper-1938
 Cotto, Henry-1984
 Cotts, Neal-2008
 Cruz, Juan-2003 (only pitched in DS)
 Cuyler, Kiki-1929, 1932
 Davis, Jody-1984
 Dawson, Andre-1989
 Deal, Charlie-1918
 Dean, Dizzy-1938
 Demaree, Frank-1932, 1935, 1938
 Dempster, Ryan-2007, 2008
 Dernier, Bobby-1984
 DeRosa, Mark-2007, 2008
 Derringer, Paul-1945
 Douglas, Phil-1918
 Dunston, Shawon-1989
 Durham, Leon-1984
 Eckersley, Dennis-1984
 Edmonds, Jim-2008
 English, Woody-1929, 1932
 Erickson, Paul-1945
 Evers, Johnny-1906, 1907, 1908
 Eyre, Scott-2007
 Farnsworth, Kyle-2003
 Flack, Max-1918
 Floyd, Cliff-2007
 Fontenot, Mike-2007, 2008
 Frazier, George-1984
 French, Larry-1935, 1938
 Fukudome, Kosuke-2008
 Gaetti, Gary-1998
 Galan, Augie-1935, 1938
 Gessler, Doc-1906
 Gillespie, Paul-1945
 Girardi, Joe-1989
 Glanville, Doug-2003
 Gonzalez, Alex-2003
 Gonzalez, Mike-1929
 Goodwin, Tom-2003
 Grace, Mark-1989, 1998
 Grimes, Burleigh-1932
 Grimm, Charlie-1929, 1932
 Grudzielanek, Mark-2003

Gudat, Marv-1932
 Guthrie, Mark-2003
 Hack, Stan-1932, 1935, 1938, 1945
 Harden, Rich-2008
 Hart, Kevin-2007
 Hartnett, Gabby-1929, 1932, 1935, 1938
 Heathcote, Cliff-1929
 Hebnar, Richie-1984
 Hemsley, Rollie-1932
 Hendrix, Claude-1918
 Henshaw, Roy-1935
 Heredia, Felix-1998
 Herman, Billy-1932, 1935, 1938
 Hernandez, Jose-1998
 Hill, Glenallen-1998
 Hill, Rich-2007
 Hofman, Solly-1906, 1908, 1910
 Hollocher, Charlie-1918
 Hornsby, Rogers-1929
 Houston, Tyler-1998
 Howard, Del-1907, 1908
 Howry, Bob-2007, 2008
 Hughes, Roy-1945
 Johnson, Don-1945
 Johnson, Lance-1998
 Johnson, Reed-2008
 Jones, Jacques-2007
 Jorges, Billy-1932, 1935, 1938
 Kane, John-1910
 Karchner, Matt-1998
 Karros, Eric-2003
 Kendall, Jason-2007
 Kilgus, Paul-1989
 Killefer, Bill-1918
 Klein, Chuck-1935
 Kling, Johnny-1906, 1907, 1908, 1910
 Koenig, Mark-1932
 Kowalik, Fabian-1935
 Lake, Steve-1984
 Lancaster, Les-1989
 Law, Vance-1989
 Lazzeri, Tony-1938
 Lee, Bill-1935, 1938
 Lee, Derrek-2007, 2008
 Lilly, Ted-2007, 2008
 Lindstrom, Freddie-1935
 Livingston, Mickey-1945
 Lofton, Kenny-2003
 Lopes, Davey-1984
 Lowrey, Peanuts-1945
 Maddux, Greg-1989
 Malone, Pat-1929, 1932
 Mann, Les-1918
 Marmol, Carlos-2007, 2008
 Marquis, Jason-2007, 2008
 Marshall, Sean-2008
 Martinez, Ramon-2003
 Martinez, Sandy-1998
 Marty, Joe-1938
 Matthews, Gary-1984
 May, Jackie-1932
 McCabe, Bill-1918
 McClendon, Lloyd-1989
 McCullough, Clyde-1945
 McIntire, Harry-1910
 McMillan, Norm-1929
 Merkle, Fred-1918
 Merullo, Lennie-1945
 Miller, Damian-2003
 Moore, Johnny-1932
 Moran, Pat-1906, 1907
 Morandini, Mickey-1998
 Moreland, Keith-1984
 Morgan, Mike-1998
 Mulholland, Terry-1998
 Murton, Matt-2007
 Needham, Tom-1910
 Neif, Art-1929

Nicholson, Bill-1945
 O'Dea, Ken-1935, 1938
 O'Farrell, Bob-1918
 O'Leary, Troy-2003
 Overall, Orval-1906, 1907, 1908, 1910
 Pafko, Andy-1945
 Page, Vance-1938
 Paskert, Dode-1918
 Passeau, Claude-1945
 Pfister, Jack-1906, 1907, 1908, 1910
 Pick, Charlie-1918
 Pie, Felix-2007, 2008
 Prim, Ray-1945
 Prior, Mark-2003
 Ramirez, Aramis-2003, 2007, 2008
 Ramos, Domingo-1989
 Remlinger, Mike-2003
 Reulbach, Ed-1906, 1907, 1908, 1910
 Reynolds, Carl-1938
 Richie, Lew-1910
 Rodriguez, Henry-1998
 Root, Charlie-1929, 1932, 1935, 1938
 Russell, Jack-1938
 Salazar, Luis-1989
 Samardzija, Jeff-2008
 Sandberg, Ryne-1984, 1989
 Sanderson, Scott-1984, 1989
 Sauer, Ed-1945
 Schulte, Wildfire-1906, 1907, 1908, 1910
 Schuster, Bill-1945
 Secory, Frank-1945
 Servais, Scott-1998
 Sheppard, Jimmy-1906, 1907, 1908, 1910
 Simon, Randall-2003
 Slagle, Jimmy-1907
 Smith, Bob-1932
 Smith, Dwight-1989
 Smith, Lee-1984
 Soriano, Alfonso-2007, 2008
 Sosa, Sammy-1998, 2003
 Soto, Geovany-2007, 2008
 Steinfeldt, Harry-1906, 1907, 1908, 1910
 Stephenson, Riggs-1929, 1932
 Stephenson, Walter-1935
 Stoddard, Tim-1984
 Sutcliffe, Rick-1984, 1989
 Tapani, Kevin-1998
 Taylor, Zack-1929
 Theriot, Ryan-2007, 2008
 Tinker, Joe-1906, 1907, 1908, 1910
 Tinning, Bud-1932
 Tolson, Chick-1929
 Trout, Steve-1984
 Tyler, Lefty-1918
 Vandenberg, Hy-1945
 Vaughn, Hippo-1918
 Veres, Dave-2003
 Veryzer, Tom-1984
 Walton, Jerome-1989
 Ward, Daryle-2007, 2008
 Warneke, Lon-1932, 1935
 Webster, Mitch-1989
 Wilkerson, Curtis-1989
 Williams, Dewey-1945
 Williams, Mitch-1989
 Wilson, Hack-1929
 Wilson, Steve-1989
 Wood, Kerry-1998, 2003, 2007, 2008
 Woods, Gary-1984
 Wortman, Chuck-1918
 Wrona, Rick-1989
 Wynne, Marvell-1989
 Wurtz, Michael-2007
 Wyse, Hank-1945
 Zambrano, Carlos-2003, 2007, 2008
 Zeider, Rollie-1918
 Zimmerman, Heinie-1907, 1910

Cubs Single-Game Post-Season Records

CLUB BATTING

MOST	FEWEST
55 – 1945-6.....	Plate Appearances 30 – 4 times, last: 2003 LCS-5
46 – 1945-6.....	At-Bats 27 – 4 times, last: 1918-6
13 – 1984-1.....	Runs Scored .0 – 1906-3, 1918-1, 2003 LCS-5
16 – 1984-1, 2003 LCS-2.....	Hits 2 – 1906-3, 2003 LCS-5
34 – 1984-1.....	Total Bases 2 – 2003 LCS-5
12 – 1908-1.....	Singles 1 – 1906-3
5 – 1907-3.....	Doubles 0
2 – 2003 LCS-1, 2003 LCS-3.....	Triples 0
5 – 1984-1.....	Home Runs 0
9 – 2003 LCS-1.....	Extra-Base Hits .. 0 – 9 times, last: 2003 LCS-5
7 – 1907-1.....	Stolen Bases 0
9 – 1910-2.....	Bases on Balls 0 – 4 times, last: 1998-3
13 – 1929-1, 1929-2, 2007 LDS-2.....	Strikeouts 0 – 1918-2, 1918-4

CLUB PITCHING

MOST	FEWEST
6 – 2003 DS-4.....	Relief Pitchers Used 0
12.0 – 1907-1, 1945-6.....	Innings Pitched 8.0 – many times
19 – 1932-4.....	Hits Allowed 1 – 1906-2, 1945-3
4 – 1932-3, 2003 LCS-1.....	Home Runs Allowed 0
13 – 1932-4.....	Runs Allowed 0 – 9 times, last: 1984-1
13 – 1932-4.....	Earned Runs Allowed .. 0 – 11 times, last: 1984-1
8 – 1935-4, 1945-7, 2008 LDS-1.....	Bases on Balls Allowed 0 – 1908-4, 1984-3
14 – 2003 DS-1.....	Strikeouts 1 – 6 times, last: 1945-3

CLUB MISCELLANEOUS

MOST
Largest Victory: 13 runs – 13-0 1984-1
Most Lopsided Shutout: 13-0..... 1984-1
Both Clubs
Runs: 19 (Cubs 6-Yankees 13) 1932-4
Hits: 28 1932-4, 1945-6
Home Runs: 7 2003 LCS-1
Base on Balls: 14 1945-6
Strikeouts: 25 2003 DS-1
Home Attendance: 50,740 1929-1
Road Attendance: 65,829 2003 LCS-4

FEWEST

Largest Defeat: 8 runs – 3-11..... 1989-1
Most Lopsided Shutout Loss: 0-3..... 1906-3
Both Clubs
Runs: 1 (1-0) 1906-4,
1 (0-1) 1918-1
Hits: 6 1906-3
Base on Balls: 1 1938-1
Strikeouts: 1 1918-4
Home Attendance: 12,693 1906-1
Road Attendance: 6,210 1908-5

Cubs Single-Series Post-Season Records

CLUB BATTING

MOST	FEWEST
.303 – 1989.....	Batting Average181 – 1998
252 – 2003 LCS.....	At-Bats 94 – 1998
43 – 2003 LCS.....	Runs Scored 4 – 1998
65 – 1945, 2003 LCS.....	Hits 17 – 1998
16 – 1945.....	Doubles 2 – 1998
4 – 2003 LCS.....	Triples 0
13 – 2003 LCS.....	Home Runs 0
27 – 2003 LCS.....	Extra-Base Hits 3 – 1998
23 – 2003 LCS.....	Bases on Balls 5 – 1998
57 – 2003 LCS.....	Strikeouts 14 – 1918

CLUB PITCHING

MOST	FEWEST
0.75 – 1907.....	Earned Run Average 9.26 – 1932
66.0 – 2003 LCS.....	Innings Pitched 25.0 – 2007 LDS
68 – 2003 LCS.....	Hits Allowed 23 – 1998
10 – 2003 LCS.....	Home Runs Allowed 0
40 – 2003 LCS.....	Runs Allowed 6 – 1907
35 – 1932.....	Earned Runs Allowed 4 – 1907
33 – 1945.....	Bases on Balls Allowed 9 – 1907
45 – 2003 LCS.....	Strikeouts 16 – 1938
.186 – 1918.....	Opponents Batting316 – 1910

HOOTON HOLLERIN'

The only Cubs draft selection to make his professional debut with the major league club was Burt Hooton – the club's 1st-round pick (and second overall selection) in the secondary phase of the June 1971 draft. Hooton made his debut on June 17, 1971, vs. Steve Carlton and the St. Louis Cardinals (and did not figure in the decision in the Cubs' 7-6 win) before being sent to the minors.

SINGLE-GAME BATTING

Most Plate Appearances: 7	Stan Hack 1945-6
Most At-Bats: 6	5 times, last: Kenny Lofton 2003 LCS-3, Moises Alou 2003 LCS-3
Most Times Reaching Safely: 6	Stan Hack 1945-6
Most Runs Scored: 3	6 times, last: Paul Bako 2003 LCS-2, Alex Gonzalez 2003 LCS-2
Most Hits: 4	Stan Hack 1945-6, Kenny Lofton 2003 LCS-2
Most Consecutive Hits: 6	Kenny Lofton 2003 LCS-2&3
Most Total Bases: 9	Eric Karros 2003 DS-4, Aramis Ramirez 2003 LCS-4
Most Singles: 4	Kenny Lofton 2003 LCS-2
Most Doubles: 2	7 times, last: Derrek Lee 2008 LDS-3
Most Triples: 1	22 times
Most Home Runs: 2	Gary Matthews 1984-1, Eric Karros 2003 DS-4, Alex Gonzalez 2003 LCS-2, Aramis Ramirez 2003 LCS-4
Grand Slams:	Aramis Ramirez 2003 LCS-4
Pinch-Hit Homers:	Troy O'Leary 2003 LCS-7
Pitchers Hitting Homers:	Rick Sutcliffe 1984-1, Kerry Wood 2003 LCS-7
Most Extra-Base Hits: 2	18 times, last: Derrek Lee 2008 LDS-3
Most Runs Batted In: 6	Aramis Ramirez 2003 LCS-4
Most Sacrifice Hits: 3	Joe Tinker 1906-4
Most Stolen Bases: 2	10 times, last: Kenny Lofton 2003 DS-3
Most Base on Balls: 3	4 times, last: Sammy Sosa 2003 LCS-4
Most Strikeouts: 3	14 times, last: Kosuke Fukudome 2008 LDS-2

SINGLE-SERIES BATTING

Most Plate Appearances: 35	Kenny Lofton 2003 LCS
Batting Average: .647	Mark Grace 1989
Most At-Bats: 31	Kenny Lofton 2003 LCS
Most Times Reaching Safely: 15 ..	4 times, last: Sammy Sosa 2003 LCS
Most Runs Scored: 8	Kenny Lofton 2003 LCS
Most Hits: 11	Phil Cavarretta 1945, Stan Hack 1945, Mark Grace 1989
Most Total Bases: 19	Mark Grace 1989, Alex Gonzalez 2003 LCS
Most Singles: 9	Moises Alou 2003 DS, Kenny Lofton 2003 LCS
Most Doubles: 3	7 times, last: Derrek Lee 2008
Most Triples: 1	22 times
Most Home Runs: 3	Alex Gonzalez 2003 LCS, Aramis Ramirez 2003 LCS
Most Extra-Base Hits: 5	Mark Grace 1989, Ryne Sandberg 1989, Alex Gonzalez 2003 LCS
Most Runs Batted In: 8	Bill Nicholson 1945, Mark Grace 1989
Most Sacrifice Hits: 4	Don Johnson 1945
Most Stolen Bases: 5	Jimmy Sagle 1907, Frank Chance 1908
Most Base on Balls: 7	Jimmy Sheckard 1910
Most Strikeouts: 9	Sammy Sosa 2003 LCS
Most Pinch At-Bats: 5	Frank Secory 1945
Most Pinch Hits: 2	Frank Secory 1945

SINGLE-GAME PITCHING

Innings Pitched	
Starter: 9.0	23 times, last: Mark Prior 2003 DS-3
Reliever: 6.2	Jack Pfeister 1910-3
Fewest Hits Allowed	
Starter: 1	Ed Reulbach 1906-2, Claude Passeau 1945-3
Most Hits Allowed	
Starter: 13	Mordecai Brown 1910-2
Reliever: 10	Jack Pfeister 1910-3
Home Runs Allowed	
Starter: 4	Charlie Root 1932-3
Reliever: 2	Burleigh Grimes 1932-4, Les Lancaster 1989-2
Runs Allowed	
Starter: 9	Mordecai Brown 1910-2
Reliever: 6	Jakie May 1932-4
Earned Runs Allowed	
Starter: 8	Guy Bush 1932-1, Greg Maddux 1989-1
Reliever: 6	Jakie May 1932-4
Base on Balls Allowed	
Starter: 7	Tex Carleton 1935-4, Ryan Dempster 2008 LDS-1
Reliever: 5	Roy Henshaw 1935-2, Paul Derringer 1945-7
Strikeouts	
Starter: 11	Kerry Wood 2003 DS-1
Reliever: 5	Orval Overall 1906-5

SINGLE-SERIES PITCHING

Most Wins: 2	Mordecai Brown 1908, Orval Overall 1908, Lon Warneke 1935, Hank Borowy 1945, Kerry Wood 2003 DS
Most Losses: 2	8 times, last: Hank Borowy 1945
Most Decisions: 4	Hank Borowy 1945
Lowest ERA (Min 9.0 IP): 0.00	Mordecai Brown 1907 (9.0 IP) and 1908 (11.0 IP)
Most Games: 5	Kyle Farnsworth 2003 LCS, Mike Remlinger 2003 LCS
Most Games Started: 3	Mordecai Brown 1906, Hippo Vaughn 1918, Lefty Tyler 1918, Hank Borowy 1945
Most Complete Games: 3	Hippo Vaughn 1918
Most Shutouts: 1	8 times, last: Hank Borowy 1945, Claude Passeau 1945
Most Relief Appearances: 5	Kyle Farnsworth 2003 LCS, Mike Remlinger 2003 LCS
Most Saves: 1	Bill Lee 1935, Lee Smith 1984, Joe Borowski 2003 DS, Mike Remlinger 2003 LCS
Most Innings Pitched: 27.0	Hippo Vaughn 1918
Most Hits Allowed: 23	Mordecai Brown 1910
Most Home Runs Allowed: 4	Charlie Root 1932, Carlos Zambrano 2003 LCS
Most Runs Allowed: 16	Mordecai Brown 1910
Most Earned Runs Allowed: 11	Mordecai Brown 1910, Greg Maddux 1989
Most Base on Balls Allowed: 11	Lefty Tyler 1918
Most Strikeouts: 18	Kerry Wood 2003 DS

Cubs Individual Post-Season Records (Continued)

CAREER BATTING

Most Games: 21	Johnny Kling, Wildfire Schulte, Jimmy Sheckard, Harry Steinfeldt, Joe Tinker
Most Games Started: 21	Wildfire Schulte, Jimmy Sheckard, Harry Steinfeldt, Joe Tinker
Most Series: 4	14 players
Most Plate Appearances: 94	Jimmy Sheckard
Batting Average (15 AB): .471	Hack Wilson
Most At-Bats: 81	Wildfire Schulte
Most Times Reaching Safely: 33	Frank Chance
Most Runs Scored: 12	Joe Tinker
Most Hits: 25	Wildfire Schulte
Most Total Bases: 33	Wildfire Schulte
Most Singles: 18	Wildfire Schulte
Most Doubles: 6	Wildfire Schulte, Jimmy Sheckard
Most Triples: 1	22 times
Most Home Runs: 4	Alex Gonzalez, Aramis Ramirez
Most Extra-Base Hits: 7	Wildfire Schulte, Ryne Sandberg, Aramis Ramirez
Most Runs Batted In: 10	Aramis Ramirez
Most Sacrifice Hits: 6	Harry Steinfeldt
Most Stolen Bases: 10	Frank Chance
Most Base on Balls: 13	Sammy Sosa
Most Strikeouts: 17	Sammy Sosa
Most Pinch At-Bats: 5	Tom Goodwin, Frank Secory, Daryle Ward
Most Pinch Hits: 2	Tom Goodwin, Frank Secory, Daryle Ward

CAREER PITCHING

Most Wins: 5	Mordecai Brown
Most Losses: 4	Mordecai Brown
Most Decisions: 9	Mordecai Brown
Lowest ERA (Min 18.0 IP): 1.00	Hippo Vaughn
Most Games: 9	Mordecai Brown
Most Games Started: 7	Mordecai Brown
Most Complete Games: 5	Mordecai Brown
Most Shutouts: 3	Mordecai Brown
Most Relief Appearances: 8	Kyle Farnsworth
Most Saves: 1	Joe Borowski, Bill Lee, Mike Remlinger, Lee Smith
Most Innings Pitched: 57.2	Mordecai Brown
Most Hits Allowed: 50	Mordecai Brown
Most Home Runs Allowed: 8	Charlie Root
Most Runs Allowed: 26	Mordecai Brown
Most Earned Runs Allowed: 19	Mordecai Brown
Most Base on Balls Allowed: 18	Kerry Wood
Most Strikeouts: 38	Kerry Wood

MILESTONE VICTORIES IN FRANCHISE HISTORY

All-Time Win No.	Opp.	Date	Score
No. 1	@ Louisville	April 25, 1876	4-0
No. 1,000	@ Brooklyn	September 9, 1891	4-2
No. 2,000	Brooklyn	September 27, 1905	7-2
No. 2,500	@ Boston	August 13, 1910 (2)	11-2
No. 3,000	New York	July 20, 1916	1-0 (10)
No. 4,000	St. Louis	June 18, 1929	13-6
No. 5,000	Brooklyn	July 19, 1940	11-4
No. 6,000	Philadelphia	July 25, 1954 (2)	2-1
No. 7,000	@ Philadelphia	September 13, 1968 (2)	9-1
No. 8,000	@ Houston	May 14, 1982	6-3
No. 9,000	@ Colorado	May 23, 1995	7-6
No. 10,000	@ Colorado	April 23, 2008	7-6 (10)

(2) Denotes second game of a doubleheader

MOST REGULAR SEASON VICTORIES IN MAJOR LEAGUE HISTORY

Team	Wins
1. New York/San Francisco Giants	10,616
2. Chicago Cubs	10,372
3. Brooklyn/Los Angeles Dodgers	10,307
4. St. Louis	10,283
5. Boston/Milwaukee/Atlanta Braves	10,128

CUBS BROADCASTERS

Len Kasper — Television Play-by-Play

Len, a Midwest native, begins his ninth season with the Cubs after doing Florida Marlins play-by-play for three years for Fox Sports Net.

- © In January 2010, teamed up with Bob Brenly to host the fourth-annual "Len and Bob Bash" at the House of Blues in Chicago ... the charity concert raised over \$17,500 for Chicago Cubs Charities.
- © Honored as the Harry Caray Sportscaster of the Year from the Pitch and Hit Club of Chicago in January of 2011.
- © Prior to joining the Marlins, did play-by-play for select Milwaukee Brewers games from 1999-2001.
 - ♦ Broadcast career also included a stint as the morning sports anchor at WTMJ Radio in Milwaukee, Wis. ... hosted pregame and halftime shows for the Green Bay Packers radio network and co-hosted a hot stove league show on the Brewers radio network.
 - ♦ Spent nearly eight years working for WTMJ.
- © Graduated summa cum laude from Marquette University in 1993 with a degree in public relations.
- © Was born on January 21, 1971, in Mt. Pleasant, Mich.
- © Len and his wife, Pam, have one son: Leo.



Jim Deshaies — Television Analyst

Jim joins the Cubs broadcast booth as the television analyst after spending the previous 16 seasons in the same role with the Houston Astros ... is a recipient of a 2010 Lone Star Emmy for Broadcast Excellence.

- © Selected by the New York Yankees in the 21st round of the 1982 draft out of LeMoyne College in Syracuse, N.Y.
- © Played 12 years in the big leagues, compiling an 84-95 record with a 4.14 ERA (702 ER/1,525.0 IP), 951 strikeouts and 575 walks in 257 games (253 starts) with the Yankees (1984), Houston (1985-91), San Diego (1992), Minnesota (1993, 1994), San Francisco (1993) and Philadelphia (1995).
- © Acquired by the Astros in a three-player deal that sent Joe Niekro and Dody Rather to the Yankees September 15, 1985.
- © In seven seasons with Houston, was 61-59 with a 3.67 ERA (449 ER/1,102.0 IP) and 731 strikeouts in 181 games (178 starts).
- © Played on the Astros 1986 West Division championship team, setting a club rookie record with 12 wins while finishing seventh in the N.L. Rookie of the Year balloting.
- © Set a modern-day major league record September 23, 1986 vs. the Dodgers, striking out the first eight batters he faced in the start.
- © Won a career-best 15 games in 1989, finishing the campaign 15-10 with a 2.91 ERA (73 ER/225.2 IP) in 34 starts.
 - ♦ His 61 career wins with Houston rank fourth-most by a lefthander in franchise history.
- © Was on the ballot in 1999 as one of the starting pitchers on the Astros All-Astrodome Team.
- © Jim and his wife, Lori, have three daughters: Libby, Molly and Kelly.



MAJOR LEAGUE STATISTICS

YEAR	TEAM	W-L	ERA	G	GS	CG	SHO	SV	IP	H	R	ER	HR	HB	BB	SO	WP	BK
1984	— New York (A.L.)	0-1	11.57	2	2	0	0	0	7.0	14	9	9	1	0	7	5	0	0
1985	— Houston	0-0	0.00	2	0	0	0	0	3.0	1	0	0	0	0	0	2	0	0
1986	— Houston	12-5	3.25	26	26	1	1	0	144.0	124	58	52	16	2	59	128	0	7
1987	— Houston	11-6	4.62	26	25	1	0	0	152.0	149	81	78	22	0	57	104	4	5
1988	— Houston	11-14	3.00	31	31	3	2	0	207.0	164	77	69	20	2	72	127	1	6
1989	— Houston	15-10	2.91	34	34	6	3	0	225.2	180	80	73	15	4	79	153	8	1
1990	— Houston	7-12	3.78	34	34	2	0	0	209.1	186	93	88	21	8	84	119	3	3
1991	— Houston	5-12	4.98	28	28	1	0	0	161.0	156	90	89	19	1	72	98	0	5
1992	— San Diego	4-7	3.28	15	15	0	0	0	96.0	92	40	35	6	1	33	46	1	2
1993	— Minnesota	11-13	4.41	27	27	1	0	0	167.1	159	85	82	24	6	51	80	0	4
	— San Francisco	2-2	4.24	5	4	0	0	0	17.0	24	9	8	2	1	6	5	1	0
1994	— Minnesota	6-12	7.39	25	25	0	0	0	130.1	170	109	107	30	2	54	78	1	2
1995	— Philadelphia	0-1	20.25	2	2	0	0	0	5.1	15	12	12	3	0	1	6	0	0
MAJOR LEAGUE TOTALS		84-95	4.14	257	253	15	6	0	1525.0	1434	743	702	179	27	575	951	19	35

Pat Hughes – WGN Radio Play-by-Play

Pat is in his 18th season as the WGN Radio play-by-play voice of the Cubs ... joined WGN in 1996 after spending the previous 12 years teaming with Bob Uecker on the Milwaukee Brewers Radio Network.

- Ⓢ Began his baseball play-by-play career in the minor leagues, calling action for the San Jose Missions (1978-1981) and the Columbus Clippers (1982).
- Ⓢ Worked as a play-by-play voice for Marquette University's basketball team from 1988-2004, including working with Al McGuire during the 1996-2000 seasons ... collegiate play-by-play career also included stints with Northwestern University, San Jose State University, the University of Wisconsin and ESPN.
- Ⓢ Worked in Minnesota in 1983 as the TV voice of the Twins and as the hockey host/interviewer on North Stars telecasts.
- Ⓢ Named the Illinois Sportscaster of the Year in 1996, 1999, 2006, 2007 and 2009 ... earned Wisconsin Sportscaster of the Year Award honors three times (1990-1992).
- Ⓢ Is the producer of "Baseball Voices: Hall of Fame Series," compact discs that commemorate and pay tribute to famous announcers of the past ... produced discs honoring Ron Santo, Bob Prince, Harry Caray, Jack Buck, Marty Brennaman, Harry Kalas, Bob Uecker, Red Barber, Milo Hamilton, Dave Niehaus, Russ Hodges and Lon Simmons (www.baseballvoices.com).
- Ⓢ Is a graduate of San Jose State University.
- Ⓢ Was born on May 27, 1955, in Tucson, Ariz.
- Ⓢ Pat and his wife, Trish, have two children: Janell and Amber.



Keith Moreland – WGN Radio Color Analyst

Keith, who played 12 major league seasons from 1978-89, begins his third year as WGN Radio's color analyst for all Cubs games ... spent six of 12 seasons on the field with Chicago from 1982-87, helping the Cubs to the N.L. East crown in 1984.

- Ⓢ In six seasons with the Cubs, batted .281 (912-for-3,240) with 100 home runs and 491 RBI in 902 games.
- Ⓢ Twice ranked in the top 10 in the National League in batting average, finishing seventh in 1983 (.302) and 1985 (.307) ... finished fourth in the league with 106 RBI in 1985.
- Ⓢ In addition to his time with the Cubs, won a World Championship with the Phillies in 1980 ... overall, spent four seasons with Philadelphia (1978-81), one season with San Diego (1988) and split the 1989 campaign between Detroit and Baltimore.
- Ⓢ After retiring from baseball, returned to the University of Texas, where he played college baseball for three years, to earn his bachelor's degree in 1991.
- Ⓢ In addition to his 16 seasons as the Longhorns baseball color analyst, had been the color analyst for Texas football for nine seasons through 2010.
- Ⓢ Inducted into the College Baseball Hall of Fame in 2008 and the Longhorns retired his No. 3 jersey in 2010.
- Ⓢ Keith and wife, Cindy, have two adult children: Courtney and Cole.



MAJOR LEAGUE STATISTICS

YEAR	TEAM	AVG	G	AB	R	H	2B	3B	HR	RBI	SH	SF	HP	BB	SO	SB-CS	E	OBP	SLG
1978	Philadelphia	.000	1	2	0	0	0	0	0	0	0	0	0	0	0	0-0	0	.000	.000
1979	Philadelphia	.375	14	48	3	18	3	2	0	8	0	0	0	3	5	0-0	0	.412	.521
1980	Philadelphia	.314	62	159	13	50	8	0	4	29	1	3	0	8	14	3-1	8	.341	.440
1981	Philadelphia	.255	61	196	16	50	7	0	6	37	0	3	1	15	13	1-2	9	.307	.383
1982	CUBS	.261	138	476	50	124	17	2	15	68	1	6	3	46	71	0-6	8	.326	.399
1983	CUBS	.302	154	533	76	161	30	3	16	70	5	10	3	68	73	0-3	6	.378	.460
1984	CUBS	.279	140	495	59	138	17	3	16	80	2	5	3	34	71	1-4	10	.326	.422
1985	CUBS	.307	161	587	74	180	30	3	14	106	2	9	1	68	58	12-3	13	.374	.440
1986	CUBS	.271	156	586	72	159	30	0	12	79	2	11	0	53	48	3-6	9	.326	.384
1987	CUBS	.266	153	563	63	150	29	1	27	88	3	9	0	39	66	3-3	28	.309	.465
1988	San Diego	.256	143	511	40	131	23	0	5	64	2	9	0	40	51	2-3	7	.305	.331
1989	Detroit	.299	90	318	34	95	16	0	5	35	0	0	2	27	33	3-2	4	.357	.396
	Baltimore	.215	33	107	11	23	4	0	1	10	0	0	0	4	12	0-0	0	.243	.280
MAJOR LEAGUE TOTALS		.279	1306	4581	511	1279	214	14	121	674	18	65	13	405	515	28-33	102	.335	.411

IF YOU BUILD IT, WE WILL COME

The Cubs are not scheduled to visit a new ballpark in 2013 after making trips to two new parks in 2012 (Marlins Park in Miami, April 17-19 and Target Field in Minnesota, June 8-10).

The Cubs have played regular-season contests in 113 different venues – going 60-52-1 in their “first appearances” at those facilities.

JUDD SIROTT – WGN RADIO HOST

Judd begins his fifth season with WGN Radio as the Cubs radio host - anchoring the pre-game show, handling select play-by-play duties and post-game coverage while tackling similar responsibilities for WGN Radio's Chicago Blackhawks' home games (2008-12).

- Ⓒ He also works as a sports anchor and host for "Sports Night" and "Sports Central" on WGN Radio.
- Ⓒ For the two years prior to joining the WGN Radio, Sirott, a native of Arlington Heights and graduate of Buffalo Grove High School, called National Hockey League games nationally for HDNet.
- Ⓒ Sirott was the voice of the American Hockey League's Chicago Wolves from the team's inception in 1994 to 2006, which included serving as the team's lead announcer for all television broadcasts.
 - ♦ With the Wolves, he was on board for the organization's 1998 and 2000 Turner Cups and 2002 Calder Cup, holding the role of media relations director during his tenure.
 - ♦ He also served as a rinkside and feature reporter during their 2007 and 2008 playoff runs.
- Ⓒ He spent three years as a weekend host, field reporter and executive producer for WSCR "The Score" in Chicago (1992-94), and called five years of CCHA hockey, which includes four at his alma mater, the University of Michigan, from 1987 to 1991.
- Ⓒ Began his Chicago radio career as a weekend producer at WGN Radio in 1991.
- Ⓒ Sirott and his wife Sharon reside in Chicago with their two daughters.

MATT BOLTZ – WGN RADIO PRODUCER-ENGINEER

Matt enters his 13th season as the producer-engineer of the Chicago Cubs Radio Network.

- Ⓒ During the off-season, he produces and serves as the engineer for the Northwestern Wildcats Radio Network for WGN Radio.
- Ⓒ Graduated from Columbia College (Mo.) with a MA in General Education with a minor in communications.
- Ⓒ Matt, his wife Melissa Ann, and their daughter, Emma, live in Chicago.

HECTOR FABREGAS – WRTO-1200 AM (SPANISH ANALYST)

Hector, a Humboldt Park area native, enters his fifth campaign as the Cubs Spanish Analyst on WRTO-1200 AM.

- Ⓒ Has spent almost all of his 15 years in Chicago Radio/TV broadcasting with Univision Radio ... he is currently the station's General Sales Manager ... he received the Univision Radio Shining Star Award in 2008 for Best Local Sales Manager in the entire country.
- Ⓒ Graduated from the University of Illinois at Chicago in 1994 with a degree in Communications ... attended Lane Tech High School in Chicago.
- Ⓒ Hector, his wife, Gina, and their two children, Tatiana and Joaquin, reside in Chicago.

OMAR RAMOS – WRTO-1200 AM (SPANISH ANNOUNCER)

Omar begins his second season as the Cubs Spanish Announcer on WRTO-1200 AM, bringing with eight years of on-air experience at Univision Radio Chicago, including five years of play-by-play experience covering the Chicago Bulls and White Sox.

- Ⓒ With Univision Radio Chicago, he also worked on Spanish Rhythmic and Mexican Regional stations.
- Ⓒ Was nominated for a Marconi Award in 2009, and serves as the official ambassador in Chicago for the prestigious Hennessy cognac brand.
- Ⓒ Originally from the central California farmlands where he studied communications at MJC and FSU.

CUBS BROADCASTERS SINCE 1948

Elio Benitez	Harry Creighton	Randy Hundley	Cory Provus
Lou Boudreau	Bob Dernier	Len Kasper	Jack Quinlan
Bob Brenly	Gene Elston	Wayne Larribee	Omar Ramos
Thom Brennaman	Hector Fabregas	Josh Lewin	Ron Santo
Jack Brickhouse	Jim Frey	Vince Lloyd	Judd Sirott
Bill Brundige	Charlie Grimm	Andy Masur	Dewayne Staats
Bud Campbell	Milo Hamilton	Keith Moreland	Steve Stone
Chip Caray	Marty Hogan	Dave Nelson	Jim West
Harry Caray	Rogers Hornsby	Dave Otto	Bert Wilson
Joe Carter	Pat Hughes	Lloyd Pettit	Joe Wilson

CUBS AND WRIGLEY PAID ATTENDANCE RECORDS

AT WRIGLEY FIELD

Season: 3,300,200 in 2008 – 81 dates (40,743)
Home opener: 45,777 vs. Pittsburgh, April 14, 1978
Single game, paid: 46,572 vs. Brooklyn, May 18, 1947
Single game, total: 51,556 vs. Brooklyn, June 27, 1930
Doubleheader: 46,965 vs. Pittsburgh, May 31, 1948
Three-date series: 126,283 vs. New York (A.L.), June 17-19, 2011
Four-date series: 165,540 vs. Florida, July 24-27, 2008

ON THE ROAD

Season: 2,953,637 in 2008 – 81 dates (36,465)
Single game: 67,550 at Los Angeles, April 12, 1960
Doubleheader: 61,177 at Philadelphia, July 15, 1977
Three-date series: 194,267 at Colorado, April 22-April 24, 1994
Four-date series: 240,307 at Colorado, July 2-July 5, 1993

OVERALL

Season: 6,206,469 in 2008 – 161 dates (38,549)

MEDIA POLICIES

Working Press Credentials: Season and daily press credentials are issued with the intention they will be utilized for the working press in order to provide coverage of the Chicago Cubs at Wrigley Field. Requests for daily credentials must come directly from the affiliation's editor, producer or director on company letterhead at least 48 hours prior to the game requested. Members of the Media must have photo identification available at all times. The Chicago Cubs do not credential freelance writers unless the writer is currently on assignment with a specific news organization. It is the responsibility of the requesting affiliation to confirm receipt and subsequent approval/denial of access to the game in question.

Photo Credentials: Season and daily photo credentials are issued only to photographers on assignment for news-gathering organizations and representatives of companies recognized and/or licensed by Major League Baseball. Requests for photo credentials are the same as the procedure outlined above. The Chicago Cubs do not credential freelance photographers. All flash photography is prohibited at Wrigley Field. Please be advised that priority in all photo bays will be granted to news organizations on nightly deadlines. All mono- and tripods of any sort are strictly prohibited from the field at all times. Any use of photographs taken other than for news-gathering purposes or MLB officially licensed products will be considered a violation of existing trademark and copyright restrictions. As an opportunity to change locations mid-game, photographers are permitted to move along the warning track behind home plate. Photographers are prohibited from stopping and photographing while changing photo bays. Alcoholic beverages are prohibited from any photo bay or camera well at all times.

Internet Media: Only licensees of Major League Baseball Enterprises have exclusive rights to simulate accounts, descriptions or pitch-by-pitch reproductions of Major League Baseball games on the Internet. No transmission by any other media, specifically including the Internet and any other online network, of any information about the game, including (but not limited to) any account, description, picture, video, audio, reproduction or other information concerning any MLB game will be permitted to originate from inside the ballpark (including from a camera feed already positioned within the ballpark). Reproduction of such accounts without a license from Major League Baseball Enterprises is a violation of the policies of MLB and the Chicago Cubs. A breach in such policy will result in revocation of credentials and may be subject to litigation. The Chicago Cubs adhere to Major League Baseball's guidelines and do not credential websites unless they are affiliated with recognized national or regional news media organizations. No freelance Internet sites will be credential without following the same guidelines for freelance journalists.

Live Transmissions: Affiliations not licensed by MLB and non-rightsholders of the Chicago Cubs and MLB (television, radio and internet sites) are prohibited from providing live telecasts, radio broadcasts, game simulations, pitch-by-pitch accounts, as well as from using live or taped material originating from inside the ballpark during a period commencing with the conclusion of batting practice and ending with the conclusion of the game. Live transmissions will be permitted until the conclusion of the club's rightsholders' (radio or television) post-game programming. Radio stations and assigned correspondents for out-of-town reports are permitted to give inning or half-inning score updates, but at no time may the file reports once play is in progress.

Roving Cameras: Roving cameras in the seating area of the ballpark are strictly prohibited unless approved by the Cubs media relations department. Due to space limitations, roving cameras are not allowed to shoot from the bleachers. Any camera light in the seating area of the ballpark is strictly prohibited. If a photo light comes on during the game, umpires will stop play. Still photographers must shoot from the designated camera wells and photographer areas. Interviews are not permitted in the ballpark during the game unless approved by the Cubs media relations department. If approved, interviews may only be conducted on the concourse between innings, not in the stands while the game is in progress.

Working Press Box: Seating in the main press box is prioritized by daily print media, visiting public relations departments, visiting beat writers and area radio and television representatives not on the air during games. The press box consists of six radio/TV booths equipped for live broadcasts. Keeping with MLB and club policy, no person under 18 is permitted into the press box on game days. Alcoholic beverages are prohibited from the working press box prior or during the game. The press box is equipped with wireless internet capabilities; the password can be found on the seating cards in the press box and is also posted in the back of the press box.

CHICAGO CUBS MEDIA RELATIONS STAFF

Direct Line: 773-404-4191, Fax: 773-404-4129



Peter Chase

Director, Media Relations

Phone: 773-404-4020

E-mail: pchase@cubs.com



Jason Carr

Assistant Director, Media Relations

Phone: 773-404-4023

E-mail: jcarr@cubs.com



Dusty Harrington

Coordinator, Media Relations

Phone: 773-404-4049

E-mail: dharrington@cubs.com



Safdar Khan

Media Relations Assistant

Phone: 773-404-4126

E-mail: skhan@cubs.com

Field Access: All members of the media with credentials allowing access onto the field may conduct interviews at specific times prior to the start of the game. The field must be cleared 60 minutes before the beginning of the game. At no time are media permitted in fair territory or anywhere beyond first- or third-base. Alcoholic beverages are prohibited from the field at all times.

Batting Practice: Members of the media are prohibited from standing, photographing or conducting interviews from the area surrounding the cage while batting practice is in progress.

Cellular Phones: The use of cellular phones for radio interviews while on the field and in the clubhouse is strictly prohibited. Any and all telephone interviews must be arranged in advance with the Chicago Cubs media relations department. An exception to the usage of a cellular phone for an interview is in the dugout, only after receiving advance permission from the player or staff member to be interviewed.

Media Phones: Members of the press may utilize three charge-a-call phones located in the back of the pressbox. Media wanting to set up a season-long phone line may contact the Cubs media relations department. In addition, media can make toll-free calls or use their calling cards on any of the designated phones provided by the Cubs in the press box. These phones are installed for the use of all media in the press box for working conditions only.

Autographs: Credentialed members of the media are strictly prohibited from requesting autographs or equipment at Wrigley Field. Officials will revoke credentials immediately, no exceptions.

Clubhouse Access: Members of the media must have a specific working purpose to gain admittance to the clubhouse. The Cubs home clubhouse opens 3½ hours prior to game-time and is closed during stretch and batting practice times. The clubhouse will re-open 10 minutes after the conclusion of the game. Access to the visiting Wrigley Field clubhouse will be determined by the visiting club's policies.

Press Dining: A press dining room is located adjacent to the broadcast booths on the press level, and is available to credentialed members of the media with access to the working press box, as well as credentialed photographers and credentialed radio and TV personnel. Press meals are \$7.

REGLAS DE PRENSA

Credenciales de Prensa: Credenciales de prensa diarias y credenciales para la temporada completa son entregadas con la intención que la prensa cubra y publique reportajes de los Chicago Cubs y Wrigley Field. Solicitudes para un pase de prensa de un día tienen que venir directamente del editor, productor o director de la institución a la que pertenece el reportero, en papel membretado y ser entregadas 48 horas antes del juego solicitado. Los miembros de la prensa tienen que tener una identificación con fotografía disponible todo el tiempo. Los Chicago Cubs no autorizan credenciales para reporteros sin afiliación, a no ser que estos sean asignados una historia específica por un medio de prensa autorizado. Es la responsabilidad del medio de prensa de confirmar el recibo de la solicitud y subsecuentemente el aprobar o negar la credencial para la fecha del juego.

Credenciales para Fotógrafos: Las credenciales diarias y de temporada completa para fotógrafos son entregadas a fotógrafos asignados por medios de prensa y organizaciones autorizadas por Major League Baseball. Los requisitos para solicitar credenciales para fotógrafos son los mismos ya definidos en el párrafo anterior. Los Chicago Cubs no autorizan credenciales para fotógrafos sin afiliación. La fotografía con flash esta prohibida en Wrigley Field. Por favor tenga en cuenta que los medios de comunicación con ediciones nocturnas tienen prioridad en las zonas reservadas para fotógrafos. Los trípodes de cualquier tipo están estrictamente prohibidos en el campo de juego. Cualquier otro uso de las fotografías que no sea para información y noticias o para productos autorizados oficialmente por MLB será considerada una violación de las restricciones de derechos de la marca registrada y de los Cubs. Como oportunidad para cambiar de sitio, a los fotógrafos se les permite caminar por detrás de la línea de home plate. Los fotógrafos tienen prohibido parar y tomar fotos mientras cambien de sitio. Las bebidas alcohólicas están prohibidas en las zonas reservadas para fotógrafos.

Medios de prensa de Internet: Solamente licencias autorizadas oficialmente por Major League Baseball Enterprises, tienen derechos exclusivos de simular cuentas, descripciones o reproducciones de pitcheo por pitcheo de juegos de Major League Baseball en el Internet. No están permitidas transmisiones por Internet de ningún otro medio o network en línea, información acerca del juego incluyendo (pero sin limitación a), cualquier cuenta, descripción, imagen, video, sonido o reproducción de cualquier otra información acerca de cualquier juego de MLB desde dentro del campo de juego (incluyendo cámaras posicionadas en el campo). La reproducción de estas cuentas sin la debida autorización de Major League Baseball Enterprises es una violación de las pólizas de MLB y de los Chicago Cubs. La violación a esta regla resultará en la revocación de credenciales y puede estar sujeto a litigación. Los Chicago Cubs se unen a las reglas de Major League Baseball y no autorizan credenciales para sitios de Internet a no ser que estén afiliados a medios de prensa reconocidos nacional o regionalmente. Los sitios de Internet sin afiliación no obtendrán credenciales a no ser que califiquen.

Transmisiones en vivo: Organizaciones sin licencias de MLB o personas afiliadas a los Chicago Cubs y MLB (televisión, radio y sitios de Internet) Tienen prohibido proveer transmisiones en vivo, simulaciones de juegos, cuenta de pitcheo por pitcheo así como usar material obtenido en vivo o pregrabado desde el campo de juego en el periodo desde el final de la practica de bateo hasta el final del juego. Las transmisiones en vivo se permitirán hasta la conclusión del segmento post-game y los derechos del dueño (Radio o Televisión). A estaciones de radio y corresponsales que viajan con el equipo se les permite transmitir el marcador (puntuación) cada entrada o media entrada del juego, pero no se les permitirá reportar cuando la jugada esta en progreso.

Cámaras ambulantes: Las cámaras grandes están prohibidas en la zona de los asientos a no ser que sean aprobadas por el departamento de medios de comunicación de los Cubs. Debido a limitaciones de espacio, las cámaras grandes están prohibidas en la zona de los Bleachers. Cualquier luz de cámara esta prohibida en la sección de asientos de Wrigley Field. Si se enciende una luz de cámara fotográfica durante la jugada, los árbitros pararán la acción. Los fotógrafos tienen que tomar las fotos desde las zonas asignadas para los fotógrafos. Entrevistas no están permitidas en el campo de juego durante el mismo, a no ser aprobado previamente por el departamento de medios de comunicación. Si son aprobadas las entrevistas se llevaran a cabo en un sitio aprobado, en el lapso antes de empezar la entrada, nunca durante la jugada o en los asientos.

Sala de prensa: Los asientos en la sala de prensa tienen como prioridad a la prensa escrita, departamentos de relaciones publicas visitantes, reporteros visitantes y miembros de la radio y TV que no están al aire durante el partido. La sala de prensa consiste de seis espacios equipados para transmisiones en vivo de Radio o TV. Siguiendo las reglas de MLB y el equipo, no se permite la entrada a menores de 18 años a la sala de prensa los días de juego. Las bebidas alcohólicas están prohibidas a cualquier hora. La sala de prensa esta equipada con servicio de Internet inalámbrico. La clave para usarlo la encontrará en las tarjetas localizadas en su asiento y también estará localizada en la parte de atrás de la sala de prensa.

Acceso al campo de juego: Todos los miembros de la prensa con credenciales con acceso al campo de juego pueden conducir entrevistas durante horarios específicos antes del juego. El campo de juego tiene que ser despejado al menos 60 minutos antes del partido. A ninguna hora se le permitirá a la prensa acceso al campo de acción dentro de las líneas demarcatorias entre primera y tercera base. Las bebidas alcohólicas están prohibidas dentro del campo de juego a cualquier hora.

Práctica de Bateo: Se les prohíbe a los miembros de la prensa tomar fotos o entrevistar a los jugadores mientras estos están practicando el bateo.

Teléfonos Celulares: El uso de teléfonos celulares para entrevistas en el campo de juego o vestidores esta estrictamente prohibido. Todas las entrevistas telefónicas tienen que ser planeadas con anticipación y con el permiso del departamento de medios de comunicación de los Cubs. Una excepción al uso de teléfonos celulares seria en la área del dugout, y solo recibiendo permiso del jugador o de un miembro del departamento de medios de comunicación para conducir la entrevista.

Teléfonos para Prensa: Miembros de la prensa pueden utilizar uno de tres teléfonos de paga localizados en la parte trasera de la sala de prensa. La prensa que desee una línea telefónica para toda la temporada debe ponerse en contacto con un miembro del departamento de medios de comunicación. Los teléfonos aceptan números gratuitos y tarjetas telefónicas. Los teléfonos son para el uso de todos los miembros de la prensa para cumplir con los compromisos de trabajo solamente.

Autógrafos: Todos los miembros de la prensa con credencial, tienen estrictamente prohibido pedir autógrafos o equipo de Wrigley Field. A los infractores de esta regla se les revocará la credencial inmediatamente sin excepciones.

Acceso a los Vestidores (Clubhouse): Los miembros de la prensa tienen que tener un propósito de trabajo específico para obtener acceso a los vestidores. Los vestidores de los Cubs se abren tres horas antes del juego y esta cerrado durante el entrenamiento y práctica de bateo. El Clubhouse abrirá de nuevo 10 minutos al partir de la conclusión del partido. Acceso al vestidor del equipo visitante en Wrigley Field será determinado por las reglas del equipo visitante.

Comida para la Prensa: El comedor para la prensa esta localizado adyacente de la sala de prensa y de los palcos de TV y esta abierto a todos los miembros de la prensa con credencial. Cada almuerzo o cena cuesta \$7.

WRIGLEY FIELD INFORMATION

History of Wrigley Field

Wrigley Field, which was built in 1914, is playing host to professional baseball for the 100th season in 2013 – and to the Cubs for the 98th year. Wrigley Field is the second-oldest ballpark in the major leagues behind Boston's Fenway Park (1912).

Ⓒ The Friendly Confines has been the location of such historic moments as:

- Babe Ruth's "called shot," when Ruth allegedly pointed to a bleacher location during Game 3 of the 1932 World Series ... Ruth then hit Charlie Root's next pitch for a homer.
- Gabby Hartnett's famous "Homer in the Gloamin'" September 28, 1938, off Pittsburgh's Mace Brown.
- The great May 2, 1917, pitching duel between Jim "Hippo" Vaughn and the Reds' Fred Toney ... both Vaughn and Toney threw no-hitters for 9.0 innings before Cincinnati's Jim Thorpe (of Olympic fame) drove in the only run in the 10th inning ... Toney finished with a no-hitter.
- Ernie Banks' 500th career home run May 12, 1970, vs. Atlanta's Pat Jarvis.
- Pete Rose's 4,191st career hit, which tied him with Ty Cobb for the most hits in baseball history ... Rose singled off Reggie Patterson September 8, 1985.
- Kerry Wood's 20-strikeout affair in 1998.
- Sammy Sosa's 60th home runs in 1998, 1999 and 2001.
- Greg Maddux's 3,000th career strikeout July 26, 2005.
- Tom Glavine's 300th career victory August 5, 2007.
- The 1947, 1962 and 1990 All-Star Games.

Originally known as Weeghman Park, Wrigley Field was built on the grounds once occupied by a seminary.

- Ⓒ Weeghman Park was the home of Chicago's entry in the Federal League and was the property of Charles H. Weeghman ... the club was known as both the Federals and the Whales.
- Ⓒ The cost of building Weeghman Park, which had a seating capacity of 14,000, was estimated at \$250,000 ... the infield and outfield consisted of more than 4,000 yards of soil and four acres of bluegrass.
- Ⓒ The first major league game at the ballpark took place April 23, 1914, with the Federals defeating Kansas City 9-1 ... the first homer in ballpark history was hit by Federals catcher Art Wilson – a two-run shot in the second inning off Kansas City's Chief Johnson.
- Ⓒ When the Federal League folded for financial reasons after the 1915 campaign, Weeghman purchased the Cubs from the Taft family of Cincinnati and moved the club to the two-year-old ballpark at the corner of Clark and Addison streets.
- Ⓒ The first National League game at the ballpark was played April 20, 1916, when the Cubs beat the Cincinnati Reds 7-6 in 11 innings ... a bear cub was in attendance at the game.
- Ⓒ The park became known as Cubs Park in 1920 after the Wrigley family purchased the team from Weeghman ... it was named Wrigley Field in 1926 in honor of William Wrigley Jr., the club's owner.

The original vines were purchased and planted by Bill Veeck in September 1937 ... Veeck strung bittersweet from the top of the wall to the bottom, then planted the ivy at the base of the wall.

- Ⓒ Ernie Banks' uniform number (14) is imprinted on the flag which flies from the left field foul pole, directly above Ron Santo's No. 10 and Fergie Jenkins' No. 31 ... Ryne Sandberg's No. 23, Billy Williams' No. 26 and Greg Maddux' No. 31 fly from the right field foul pole.

The Wrigley Field bleachers and scoreboard were constructed in 1937 when the outfield area was renovated to provide improved and expanded seating ... the original scoreboard remains intact.

- Ⓒ The score-by-innings and the pitchers' numbers are changed by hand ... the numbers signaling batter, ball, strike and out, along with "H" and "E" – to signify hit and error – are eyelets.
- Ⓒ No batted ball has ever hit the center field scoreboard ... two baseballs barely missed – a homer hit onto Sheffield Avenue (right-center) by Bill Nicholson in 1948, and one hit by Roberto Clemente onto Waveland Avenue (left-center) in 1959.
- Ⓒ One of the traditions of Wrigley Field is the flying of a flag bearing a "W" or an "L" atop the scoreboard after a game ... a white flag with a blue "W" indicates a victory; a blue flag with a white "L" denotes a loss.

Wrigley Field added lights in 1988.

- Ⓒ The first night game took place August 8 against Philadelphia, but was rained out in the fourth inning.
- Ⓒ The first official night game occurred August 9 vs. New York, when the Cubs defeated the Mets 6-4.
- Ⓒ In 2013, Wrigley Field will be celebrating its 26th year of playing host to baseball under the lights.
 - The Cubs entered the 2013 season having played 508 home night contests (going 254-254).

Wrigley Field has been the site of numerous construction projects since 1981.

- Ⓒ New office space was created and old offices refurbished in the administrative area behind home plate in 1981-1982, while the ticket office was built directly behind home plate in 1983.
- Ⓒ During the winter of 1984, a new home clubhouse was completed under the third base stands ... the visitors' clubhouse was renovated in 1990.
- Ⓒ In 1989, private boxes were constructed on the mezzanine level, formerly occupied by the press box and broadcast booths ... a press box and broadcast booths were constructed in the upper deck directly behind home plate ... other improvements included a food court in the upper deck.
 - Following renovations in 1994 and 1995, there are 61 private boxes.
- Ⓒ An elevator was added to the third base concourse in 1996.
- Ⓒ Following the 2005 season, the Cubs expanded the bleachers, adding a restaurant in the batter's eye and a window to Sheffield Avenue in right field.
- Ⓒ In the winter of 2007, Wrigley underwent a major field renovation project to remove the field's crown, install an intricate drainage system underneath and create a new playing surface.
- Ⓒ The beautification of the Wrigley Field campus also included the installation of personalized pavers beginning near the corner of Sheffield and Addison, running down Addison Street towards Clark Street and the Wrigley Field marquee.
- Ⓒ Prior to the 2010 season, the back of the centerfield scoreboard was fully renovated for the first time since it was installed in 1937 ... restrooms were remodeled and fitted with new fixtures ... a new viewing plaza was created adjacent to the indoor batting cage to provide fans the opportunity to watch batting practice, and the PNC Club was added to the mezzanine suites down the left field line.
- Ⓒ Prior to the 2012 campaign, the right field bleachers were transformed to the Budweiser Patio ... the area provides fans with a rooftop experience inside the ballpark, and adds a 75-foot LED board just above the right field fence.

WRIGLEY FIELD GAMETIME WIND TRENDS — LAST FIVE SEASONS

GAMETIME WIND DIRECTION	2012	2011	2010	2009	2008	5-YEAR TOTALS	PERCENTAGES
No. Home Games	81	81	81	80	81	404	
Wind Blowing In (N, E, NE)	45	42	43	55	47	232	Blowing In: 57.4%
Wind Blowing Out (S, W, SW)	18	18	27	16	18	97	Blowing Out: 24.0%
Crosswind (SE, NW)	18	20	11	9	16	74	Crosswind: 18.3%

*No wind at gametime, June 15, 2011 vs. Milwaukee

Wrigley Field Ground Rules

Baseball hits top or face of screen in front of bleacher wall and bounces back on playing field	In Play
Baseball hits top of screen and drops between screen and wall	Home Run
Baseball hits screen and bounces into bleachers	Home Run
Baseball sticks in screen in front of bleachers	Double
Baseball sticks in vines on bleacher wall	Double
Baseball comes out of vines	In Play
Baseball hits left field or right field foul markers above painted mark	Home Run
Baseball hits foul markers below painted mark and bounces back on playing field	In Play
Baseball goes under grates in left field or right field and remains there	Double
Baseball lodged on, under or in the bullpen seating area	Out of Play
Baseball enters bullpen seating area and rebounds out of seating area	In Play

Also: Players cannot enter the dugout steps at Wrigley Field to catch any foul pop fly.

Ballparks the Cubs Called Home

23RD STREET GROUNDS (1876-1877)

Location: 23rd and State streets

First N.L. Game: May 10, 1876 — Chicago 6, Cincinnati 0

Last N.L. Game: October 6, 1877 — Chicago 4, Louisville 0

Record at Park: 42-18

LAKEFRONT PARK (1878-1884)

Location: South of Randolph St. between Michigan Ave. and Illinois Central Railroad tracks

First N.L. Game: May 14, 1878 — Indianapolis 5, Chicago 3

Last N.L. Game: October 11, 1884 — Chicago 12, Philadelphia 3 (7 innings)

Record at Park: 225-86

WEST SIDE PARK (1885-1891)

Location: Congress and Throop streets

First N.L. Game: June 6, 1885 — Chicago 9, St. Louis 2

Last N.L. Game: October 2, 1891 — Cincinnati 17, Chicago 16 (7 innings)

Record at Park: 288-131

Note: In 1891, the ballpark was used solely for Monday, Wednesday and Friday home games.

SOUTH SIDE PARK (1891-1893)

Location: 35th and Wentworth streets

First N.L. Game: May 5, 1891 — Chicago 1, Pittsburgh 0

Last N.L. Game: September 27, 1893 — Chicago 7, New York 2 (8 innings)

Record at Park: 85-75

Notes: In 1891, the ballpark was used solely for Tuesday, Thursday and Saturday home games. In 1893, the ballpark was used Monday through Saturday.

WEST SIDE GROUNDS (1893-1915)

Location: Polk and Lincoln (now Wolcott) streets

First N.L. Game: May 14, 1893 — Cincinnati 13, Chicago 12

Last N.L. Game: October 3, 1915 — Cubs 7, St. Louis 2

Record at Park: 1,018-640

Note: In 1893, the ballpark was used solely for Sunday home games.

WEEGHMAN PARK/CUBS PARK/WRIGLEY FIELD (SINCE 1916)

Location: Clark and Addison streets

First N.L. Game: April 20, 1916 — Cubs 7, Cincinnati 6 (11 innings)

Record at Park: 4,040-3,564

Wrigley Field: Facts and Figures

SEATING CAPACITY — 41,019

Club Boxes	
Infield	2,550
Outfield	960
Field Boxes	
Between Bases	3,992
Beyond Bases	3,237
Terrace Boxes	
Between Bases	1,785
Beyond Bases	609
Terrace Reserved	
Between Bases	6,304
Beyond Bases	5,886
Upper Deck Boxes	
Between Bases	2,880
Beyond Bases	2,145
Upper Deck Reserved	
Between Bases	2,553
Beyond Bases	1,827
Budweiser Bleachers	4,923
Nuveen Investment Suites	752
Dugout Boxes	277
Bullpen Boxes — Left Field	79
Bullpen Boxes — Right Field	82
PNC Club	71
Budweiser Bleacher Patio	107

DISTANCES FROM HOME PLATE (FEET)

Left field	355
Left-centerfield	368
Center field	400
Right-centerfield	368
Right field	353

Wrigley Field Batting Practice Schedule

BATTING PRACTICE	12:05/12:10	1:20	3:10	6:05/6:10	7:05
Cubs Hit	11:00-12:00 (cage)	10:30-11:50	12:20-1:40	3:15-4:35	4:15-5:35
Grounds Crew		11:50	1:40	4:35	5:35
Visitors Hit	10:40-11:30	11:55-12:45	1:45-2:35	4:40-5:30	5:40-6:30
Grounds Crew	11:30	12:45	2:35	5:30	6:30

Wrigley Field Ticket Prices

Section	Marquee	Platinum	Gold	Silver	Bronze
Club box					
Infield	\$114	\$102	\$96	\$75	\$60
Outfield	\$106	\$91	\$74	\$63	\$45
Field box					
Infield	\$108	\$91	\$71	\$63	\$45
Outfield	\$82	\$72	\$57	\$49	\$37
Terrace box					
Infield	\$80	\$65	\$56	\$45	\$29
Outfield	\$59	\$51	\$46	\$39	\$23
Upper Deck box					
Infield	\$77	\$65	\$56	\$46	\$26
Outfield	\$56	\$48	\$40	\$34	\$17
Terrace Reserved					
Infield	\$50	\$43	\$33	\$26	\$17
Outfield	\$46	\$34	\$29	\$20	\$14
Upper Deck Reserved					
Infield	\$32	\$28	\$23	\$14	\$10
Outfield	\$29	\$25	\$20	\$13	\$9
Bleacher	\$69	\$49	\$39	\$29	\$19

Wrigley Field Promotional Schedule

April 8	Magnet Schedule presented by Old Style* (1st 30,000 adults)	July 5	Exclusive limited-edition Topps Baseball Card Set #2 (1st 10,000 fans)
April 9	Magnet Schedule presented by Old Style* (1st 30,000 adults)	July 6	Cubs Player Figurine^ (1st 10,000 fans)
April 11	Cubs Texting Gloves presented by Old Style* (1st 10,000 adults)	July 7	Kids Sunday (1st 5,000 children)
April 13	Exclusive Darwin Barney Gold Glove Replica Trophy presented by D'Agostino's (1st 10,000 fans)	July 9	Teacher Appreciation Night @
April 14	Cubs Wristbands^ (1st 5,000 children)	July 12	Cubs Cowboy Hat presented by Anheuser-Busch* (1st 10,000 adults)
April 17	Cubs Winter Hat presented by Pepsi (1st 10,000 fans)	July 13	Wrigley Field Legend Replica Statue (1st 10,000 fans)
April 18	Weather Education Day featuring Cheryl Scott from NBC5 Chicago@	July 14	Kids Sunday^ (1st 5,000 children)
May 3	Exclusive Limited-Edition Topps Baseball Card Set #1 (1st 10,000 fans)	July 30	Girl Scouts Night@
May 4	Women's Derby Hat (1st 10,000 fans)	July 31	Firefighter Appreciation Night @
May 5	Kids Color Your Own Cubs T-shirt with Markers (1st 5,000 children)	August 1	Singles Night @
May 14	Race to Wrigley Postgame Bleacher Outing@	August 2	Exclusive Topps Baseball Card Set #3 (1st 10,000 fans)
May 15	Law Enforcement Appreciation Night@	August 3	Exclusive Kyuji Fujikawa Bobblehead (1st 10,000 fans)
May 17	Pitcher & Mug Set presented by Anheuser-Busch* (1st 10,000 adults)	August 4	Kids Sunday^ (1st 5,000 children)
May 18	Silicone Scoreboard Slap Watch presented by Pepsi (1st 10,000 fans)	August 12	First Night Game Reissue Cap (1st 10,000 fans)
May 19	Mini Cubs Player Figurine^ (1st 5,000 children)	August 13	Boy Scouts Night@
May 30	Jersey Off Our Back presented by Majestic (Lucky Seat Winners)	August 14	Little League Day@
May 31	Kerry Wood Gnome presented by Bank of America (1st 10,000 fans)	August 16	Toiletry Bag presented by Starwood Hotels (1st 10,000 fans)
June 1	Exclusive Darwin Barney Bobblehead presented by Fisher Nuts (1st 10,000 fans)	August 17	Cubs T-shirt presented by Anheuser-Busch (1st 10,000 adults)
June 2	Kids Sunday^ (1st 5,000 children)	August 18	Cubs Tin Lunchbox^ (1st 5,000 children)
June 7	Cubs Floppy Hat presented by Anheuser-Busch* (1st 10,000 adults)	August 21	Social Media Night@
June 8	Retired # Flag presented by Pepsi (1st 10,000 fans)	August 30	Exclusive Topps Baseball Card Set #4 (1st 10,000 fans)
June 9	Player Superhero Figurine^ (1st 5,000 children)	August 31	Exclusive Anthony Rizzo Bobblehead (1st 10,000 fans)
June 21	Day Camp Day@	Sept. 1	Cubs Diecast Car^ (1st 5,000 children)
June 22	Exclusive Edwin Jackson Bobblehead presented by Comcast SportsNet (1st 10,000 fans)	Sept. 3	BIG 10 Night@
June 23	Ryno the Rhino (Build-a-Bear) presented by Advocate^ (1st 5,000 children)	Sept. 7	Limited-Edition American Girl™ doll-sized Cubs Apparel presented by Pepsi^# (1st 4,000 children)
		Sept. 8	Cubs Chest Protector Backpack^ (1st 5,000 children)
		Sept. 20	Halfway to St. Patrick's Day Celebration@
		Sept. 22	Kids Sunday (1st 5,000 children)
		Sept. 24	Oktoberfest Celebration@

* Age 21 and older

^ Age 13 and younger

Commemorative card included

@ Must purchase through [Cubs.com/SpecialEvents](https://www.cubs.com/SpecialEvents)

SPRING INFORMATION

Mesa — HoHoKam Stadium

Spring Training 2013 will mark the 35th consecutive spring training that the Cubs have spent in Mesa ... this will be the 17th, and final, Spring Training at the HoHoKam Stadium/Fitch Park facilities as the team will move to a new facility by the 101 and 202 interchange in Mesa prior to Spring Training of 2014 ... in 2012, the club was 17-16-2 during the Cactus League campaign.

- © HoHoKam Stadium is operated by the city of Mesa with assistance from the HoHoKams, a local service organization.
- © Mesa is the second-largest city in the Phoenix metropolitan area and the third-largest city in Arizona ... Mesa is located southeast of Phoenix and Scottsdale.
 - ♦ With a population of more than 440,000, Mesa ranks as one of the fastest growing cities in the United States (among those with populations of at least 200,000) and the 38th-largest city in the country — bigger than Atlanta and Miami.
 - ♦ Mesa was founded in January 1878 and was incorporated in July 1883 ... the area of the city is 128 square miles.
- © The telephone number for the Mesa Convention and Visitors Bureau is 1-800-283-MESA.

The Cubs began play at the new HoHoKam Stadium in 1997.

- © New HoHoKam Stadium has a seating capacity of 13,100 ... there are 8,036 fixed seats; 2,096 seats in the outfield bleachers and 2,538 seats in the outfield lawn ... in addition, there are 80 skybox seats, 120 seats in the third base patio section and 230 seats in the Budweiser tent located in right field.

- © The stadium dimensions are:

340 feet down the left field line
350 feet down the right field line
410 feet to straight-away center field
390 feet to the power alleys

- © The batter's eye in center field is 80 feet wide by 40 feet high ... the outfield fence is 15 feet, four inches high.
- © New HoHoKam Stadium also has a practice field, a practice infield, four batting tunnels, bi-level bullpens in right-centerfield and a 13,955-square foot clubhouse ... the facility, which includes paved and grass parking for 3,000 cars, was built on a 48.45-acre site.

The Cubs have been a part of five of the Cactus League's top-ten single-game attendance games:

1)	13,655	Giants @ Dodgers	3/17/12
2)	13,648	Angels @ Dodgers	3/18/12
3)	13,629	Cubs @ Mariners	3/28/10
4)	13,583	Padres @ Dodgers	3/20/10
5)	13,506	Padres @ Dodgers	3/20/10
6)	13,465	Giants @ Cubs	3/20/11
7)	13,462	Padres vs. Cubs	3/27/10
8)	13,444	D-backs @ Mariners	3/20/10
9)	13,413	Cubs @ White Sox	3/19/10
10)	13,391	Cubs @ Dodgers	3/18/10

In 2009, the Cubs established a HoHoKam Stadium/Cactus League single-season attendance record ... the club drew 203,105 fans for its 19 home dates, an average of 10,690 per date.

- © The Cubs' yearly attendance figures at "new" HoHoKam Stadium:

1999 (16 dates)	171,681
2000 (16 dates)	140,649
2001 (15 dates)	146,200
2002 (16 dates)	154,575
2003 (15 dates)	133,616
2004 (15 dates)	189,692
2005 (15 dates)	193,993
2006 (14 dates)	154,978
2007 (16 dates)	175,891
2008 (15 dates)	181,280
2009 (19 dates)	203,105
2010 (14 dates)	152,493
2011 (17 dates)	160,527
2012 (16 dates)	153,273
13-YEAR TOTAL	2,311,953

- © The ballpark's top single-game attendance totals:

13,465	3/20/11 vs. Giants
13,462	3/27/10 vs. Padres
13,327	3/27/09 vs. White Sox
13,289	3/24/09 vs. Rockies
13,282	3/24/11 vs. White Sox
13,245	3/16/12 vs. Giants
13,182	3/18/11 vs. Reds

- © The single-year attendance mark at the old HoHoKam Stadium was 141,327, set in 1993 (19 dates).

Following the 1996 spring campaign, a new Fitch Park practice complex was built on a 31-acre lot ... Fitch Park has four practice fields, one practice infield and a 29,733-square foot clubhouse with lockers for 200 players and 36 coaches.

Mesa is the 14th different training site used by the Cubs since 1900 and the fifth since 1921 ... in some instances, the team's exhibition games were not played at the training site.

- © The Cubs spring training sites since 1900:

- ♦ Selma, AL — 1900
- ♦ Champaign, IL — 1901-1902
- ♦ Los Angeles, CA — 1903-1904
- ♦ Santa Monica, CA — 1905
- ♦ West Baden, IN — 1906-1908
- ♦ Shreveport, LA — 1909
- ♦ West Baden, IN — 1910-1911
- ♦ New Orleans, LA — 1912
- ♦ Tampa, FL — 1913-1916
- ♦ Pasadena, CA — 1917-1920
- ♦ Catalina Island, CA — 1921-1941
- ♦ French Lick, IN — 1942-1945
- ♦ Catalina Island, CA — 1946-1951
- ♦ Mesa, AZ — 1952-1965
- ♦ Long Beach, CA — 1966
- ♦ Scottsdale, AZ — 1967-1978
- ♦ Mesa, AZ — 1979-present

SUN

MON

TUE

WED

THU

FRI

SAT

FEBRUARY / MARCH

23
LAA
▼ 1:05

24
SF
★ 1:05

25
LAD
★ 1:05

26
COL
★ 1:05

27
LAD
★ 1:05

28
OAK
★ 1:05

1 MARCH
AZ
★ 1:05

2
SF
▼ 1:05

3
MIL
★ 1:05
LAA
SS 1:05

4
CLE
★ 1:05

5
COL
★ 1:10

6
TEX
★ 1:05

7
CWS
★ 1:05

8
CIN
★ 7:05

9
CLE
▼ 1:05

10
SD
★ 1:05

11
AZ
★ 1:10

12

13
COL
★ 1:05

14
LAD
★ 1:05

15 WBC
1:05
CWS
SS ★ 12:05

16 KC
● 1:05
SS TEX
▼ 1:05 PT

17 OAK
● 1:05
SS TEX
▼ 1:05 PT

18
SD
★ 1:05

19
TEX
★ 1:05

20

21 SEA
▼ 7:05
LAD
1:05

22
MIL
● ★ 1:05

23
LAA
● ▼ 1:05

24 CLE
▼ 1:05
31

25
SF
■ ★ 1:05

26
CIN
★ 7:05

27
KC
▼ 6:05

28
SEA
■ ★ 12:05

29
HOU
★ 7:05 CT

30
HOU
★ 1:05 CT

● WGN-TV ▼ WGN Radio ■ Comcast Sports Net ★ CUBS.COM (radio)

Notes: All times listed are Arizona time, unless otherwise noted ... the March 16 and March 17 games against Texas take place at Cashman Field in Las Vegas ... the March 21 game against the Dodgers takes place in Tucson at Kino Stadium ... the March 29 and 30 games are in Houston at Minute Maid Park

Cactus League Ballparks in 2013

Arizona: Salt River Fields at Talking Stick

Chicago White Sox: The Ballpark at Camelback Ranch

Cincinnati Reds: Goodyear Ballpark

Cleveland: Goodyear Ballpark

Colorado: Salt River Fields at Talking Stick

Kansas City: Surprise Stadium

Los Angeles Angels of Anaheim: Tempe Diablo Stadium

Los Angeles Dodgers: The Ballpark at Camelback Ranch

Milwaukee: Maryvale Baseball Park

Oakland: Phoenix Municipal Stadium

San Diego: Peoria Sports Complex

San Francisco: Scottsdale Stadium

Seattle: Peoria Sports Complex

Texas: Surprise Stadium

CUBS SPRING TRAINING AND TICKET INFORMATION

Purchasing Tickets In Person: The HoHoKam Stadium ticket office hours of operation are:

Monday-Friday, 9 a.m.-4 p.m. MST

Game Days, 9 a.m.-End of Seventh Inning

Purchasing Tickets By Phone: Tickets can be ordered over the telephone at 800-905-3315.

Ticket purchases can be made daily from 8 a.m.-7 p.m. MST.

Purchasing Tickets Via The Internet: Spring training tickets can be purchased on-line at www.cubs.com.

HoHoKam Stadium:

1235 North Center Street
Mesa, AZ 85201

Fitch Park:

160 East 6th Place
Mesa, AZ 85201

NOTES

NOTES