

2012 DETROIT LIONS
MEDIA GUIDE



PRESEASON EDITION





***Finds coffee.
Makes donuts.***



THE 2013 **MUSTANG GT**

Available SYNC® with voice-activated Navigation System.
8-inch screen. Recognizes 10,000 commands. Hands-free calling.

Unleash your inner Mustang at ford.com/mustang

Closed course. Professional driver. Do not attempt.



Go Further

2012 DETROIT LIONS SCHEDULE

(*** DATES AND TIMES SUBJECT TO CHANGE ***)

PRESEASON

DATE	OPPONENT	NETWORK	TIME (ET)
Friday, August 10	CLEVELAND BROWNS	WXYZ Ch. 7	7:30 p.m.
Friday, August 17	at Baltimore Ravens	FOX#	8:00 p.m.
Saturday, August 25	at Oakland Raiders	WXYZ Ch. 7	7:00 p.m.
Thursday, August 30	BUFFALO BILLS	WXYZ Ch. 7	7:00 p.m.

REGULAR SEASON

DATE	OPPONENT	NETWORK	TIME (ET)
Sunday, September 9	ST. LOUIS RAMS	FOX	1:00 p.m.
Sunday, September 16	at San Francisco 49ers	NBC#	8:30 p.m.
Sunday, September 23	at Tennessee Titans	FOX	1:00 p.m.
Sunday, September 30	MINNESOTA VIKINGS	FOX	1:00 p.m.
Sunday, October 7	*** BYE WEEK ***		
Sunday, October 14	at Philadelphia Eagles	FOX	1:00 p.m.
Monday, October 22	at Chicago Bears	ESPN#	8:30 p.m.
Sunday, October 28	SEATTLE SEAHAWKS	FOX	1:00 p.m.
Sunday, November 4	at Jacksonville Jaguars	FOX	1:00 p.m.
Sunday, November 11	at Minnesota Vikings	FOX	1:00 p.m.
Sunday, November 18	GREEN BAY PACKERS	FOX	1:00 p.m.
Thursday, November 22	HOUSTON TEXANS	CBS#	12:30 p.m.
Sunday, December 2	INDIANAPOLIS COLTS	CBS	1:00 p.m.
Sunday, December 9	at Green Bay Packers	NBC#	8:30 p.m.
Sunday, December 16	at Arizona Cardinals	FOX	4:15 p.m.
Saturday, December 22	ATLANTA FALCONS	ESPN#	8:30 p.m.
Sunday, December 30	CHICAGO BEARS	FOX	1:00 p.m.

- All times Eastern Time; Home Games in BOLD CAPS
- # Nationally Televised
- FLEXIBLE SCHEDULING: NFL Sunday games during flexible Weeks 11-17 are subject to change 12 days in advance. For Week 17 the schedule is subject to change six days in advance. Games are subject to move to different time slots but dates will remain as announced.

TACKLE TASTE

WITHOUT THE
CALORIES



OFFICIAL SOFT DRINK OF
THE DETROIT LIONS



ZERO CALORIES. MAXIMUM PEPSI TASTE.

PEPSI, PEPSI MAX and the Pepsi Globe are registered trademarks of PepsiCo, Inc.

2012 DETROIT LIONS MEDIA GUIDE

CONTENTS AND DIRECTORY



The 2012 Detroit Lions Media Guide is now a digital publication in Adobe PDF (including bookmarks) format. An updated version of the team's media guide is posted on Media.Detroitlions.com and NFLmedia.com each week.

EXECUTIVES & COACHING

Executive Management
Coaching Staff
Player Personnel
Administration

PLAYER PROFILES

Player Biographies
2012 Rosters
Roster Moves

2011 SEASON IN REVIEW

Final 2011 Statistics
Game-by-Game Statistics
Player Participation
2011 Game Summaries

LIONS HONORS

All-Time Honor Roll
All-Time Team
Pride of the Lions
Lions in the Pro Bowl
Lions on the All-Pro Team

THE RECORDS SECTION

Lions Individual Records
Lions All-Time Lists
Lions Team Records
Opponent Records
Postseason Records
Seasonal Leaders
Outstanding Performances
The Last Time

COACHING & SERIES RECORDS

Year-By-Year Results
Lions vs. All-Time Opponents
All-Time Coaches
Opponent Information

YEAR-BY-YEAR RESULTS

Preseason Records & Results
Year-By-Year Results

HISTORY BOOK

History of the Lions
Significant Dates
Lions Tales
 > *Naming of the Lions*
 > *Homes of the Detroit Lions*
 > *Gridiron Heroes*
 > *Paper Lion*
 > *In Memoriam*
 > *Decade of Dominance*
 > *Deep in the Heart of Texas*
 > *Original Offices*
 > *Lions Training Camp Locations*
 > *Longest Coaching Tenures*
Thanksgiving Day Tradition
Uniform History
Lions Draft Selections
Lions Trade History
All-Time Player Roster
Monday Night, Prime Time & OT Games
Ford Field

2012 DETROIT LIONS MEDIA GUIDE

EXECUTIVE EDITORS

Bill Keenist, Matt Barnhart

MANAGING EDITOR

Ben Manges

EDITORIAL ASSISTANCE

Tara Altman, Deanna Caldwell, Chad Walker, Chrissie Wywrot, Stuart Dezenhall, Eamonn Reynolds,

PHOTOGRAPHY

Gavin Smith

EDITORIAL CREDITS

Elias Sports Bureau (Santo Labombarda and Alex Stern); Stats, Inc.; Maple Leaf Productions, Ltd.; Pro Football Hall of Fame; Total Football; Pro Football Researchers Association

2012 DETROIT LIONS STAFF DIRECTORY

EXECUTIVE MANAGEMENT

Owner and Chairman.....	William Clay Ford
Vice Chairman.....	William Clay Ford, Jr.
President.....	Tom Lewand
Executive Vice President of Football Operations and General Manager.....	Martin Mayhew
Head Coach.....	Jim Schwartz
Senior Vice President of Communications.....	Bill Keenist
Senior Vice President of Marketing and Partnerships.....	Elizabeth Parkinson
Senior Vice President and Chief Financial Officer.....	Luis Perez
Corporate Secretary.....	David Hempstead

EXECUTIVE ASSISTANTS

Executive Assistant, Mr. William Clay Ford.....	Louise McDonald
Assistant, Offices of Mr. William Clay Ford, Jr.....	Jenny Taylor
Executive Assistant, Lewand.....	Margaret Gramlich
Executive Assistant, Mayhew.....	Mai Davis
Executive Assistant, Perez.....	Terri Kimble

COACHING STAFF

Assistant Head Coach/Defensive Coordinator.....	Gunther Cunningham
Offensive Coordinator.....	Scott Linehan
Special Teams Coordinator.....	Danny Crossman
Coordinator of Physical Development.....	Jason Arapoff
Assistant Linebackers.....	Bradford Banta
Linebackers.....	Matt Burke
Quarterbacks.....	Todd Downing
Running Backs.....	Sam Gash
Wide Receivers.....	Shawn Jefferson
Defensive Line.....	Kris Kocurek
Tight Ends.....	Tim Lappano
Assistant Strength and Conditioning.....	Ted Rath
Defensive Assistant/Secondary.....	Marcus Robertson
Quality Control/Special Teams.....	Evan Rothstein
Offensive Quality Control.....	Kyle Valero
Secondary/Third Down Package.....	Tim Walton
Assistant Offensive Line.....	Jeremiah Washburn
Offensive Line.....	George Yarno

COACHING SUPPORT STAFF

Administrative Assistant to the Head Coach.....	Karianne Hawkins
Coaching Staff Assistant.....	Gina Newell

PLAYER PERSONNEL

Senior Personnel Executive.....	James Harris
Vice President of Pro Personnel.....	Sheldon White
Director of College Scouting.....	Scott McEwen
Assistant Director of Pro Personnel.....	Miller McCalmon
Assistant Director of Pro Personnel.....	Charlie Sanders
Assistant Director of College Scouting/National Scout.....	Lance Newmark
Darren Anderson.....	BLESTO Scout
Regional Scout.....	Cary Conklin
Regional Scout.....	Chad Henry
BLESTO Scout.....	Joe Kelleher
College Scouting Coordinator/Regional Scout.....	Rob Lohman
Regional Scout.....	Silas McKinnie
Regional Scout.....	Dave Sears
National Scout.....	Dave Ulyus
Pro Personnel Assistant.....	Alan Anderson
Executive Assistant, White.....	JoAnn Lenden

FOOTBALL OPERATIONS

Vice President of Football Operations.....	Cedric Saunders
Staff Counsel, Football Administration.....	Jon Dykema, Esq.
Director of Football Administration.....	Iain Nelson

MEDICAL STAFF

Coordinator of Athletic Medicine/Athletic Trainer.....	Dean Kleinschmidt
Athletic Trainer.....	Al Bellamy
Assistant Athletic Trainer.....	Chris Curran
Assistant Athletic Trainer.....	Joe Recknagel
Team Physician-Orthopaedist.....	Kyle Anderson, M.D.
Team Physician-Ophthalmologist.....	Kevin Everett, M.D.
Team Physician, Emergency Medicine.....	Brad Jaskulka, M.D.
Team Physician-Orthopaedist.....	Terry Lock, M.D.
Team Physician-Orthopaedist.....	Bill Moutzouras, M.D.
Team Physician-Medical.....	Michael Workings, M.D.

Team Physical Therapist.....	Steve Scher, MSPT, ATC, CSCS, PES, TPI
Team Physician-Dentist.....	Chet Regula, D.M.D.
Team Chiropractor.....	Sol Colgan, D.C.

EQUIPMENT

Equipment Manager.....	Tim O'Neill
Assistant Equipment Manager.....	John Brown
Equipment Assistant.....	Clay Coleman
Equipment Assistant.....	Vince Herzog
Equipment Assistant.....	Joey Jaroszewich

VIDEO

Director of Video Operations.....	Robert Yanagi
Assistant Video Director.....	Michael Richardson
Video Assistant.....	Matt Hintz

PLAYER DEVELOPMENT

Senior Director of Player Development.....	Galen Duncan, Ph.D.
--	---------------------

SECURITY

Director of Security.....	Elton Moore
Security Assistant.....	Bill Cory
Security Assistant.....	John Scott

GROUNDKEEPING

Groundskeeper.....	Charlie Coffin
Groundskeeping Assistant.....	Ken Davidson
Assistant Groundskeeper.....	Eric Bryson

FINANCE

Vice President of Finance and Administration.....	Allison Maki
Payroll Manager.....	Judy Kowalowski
Senior Advisor, Finance.....	Tom Lesnau

HUMAN RESOURCES

Director of Human Resources.....	Nicole Otrond
Human Resources Generalist.....	Veronica Guerra

RECEPTION

Receptionist.....	Hawanya Quarles
Office Assistant.....	Chris Roberts

FACILITIES - ALLEN PARK

Facilities Manager.....	Mark Glenn
Facilities Assistant.....	Ken Van Hevel

INFORMATION TECHNOLOGY

Senior Director of Network Services.....	Steve Boren
Network Administrator.....	Terri McKay

COMMUNITY RELATIONS

Director of Community Affairs and Detroit Lions Charities.....	Robert Wooley
Community Affairs Coordinator.....	Chad Walker
Community Affairs Assistant.....	Ryan Hackworth
Senior Advisor, Community Affairs.....	Tim Pendell

DIGITAL MEDIA

Digital Media Manager.....	Chrissie Wyroff
Digital Media Producer.....	Tara Altman

MEDIA RELATIONS

Director of Media Relations.....	Matt Barnhart
Manager of Creative Services.....	Deanna Caldwell
Assistant Director of Media Relations.....	Ben Manges
Team Photographer.....	Gavin Smith

DINING & CATERING SERVICES (SODEXO) - ALLEN PARK

General Manager/Executive Chef.....	Mark Skamiera
Executive Catering & Dining Room Manager.....	Denise Charnas
Chef.....	Wendell Davis
Cook.....	Immanuel Fason
Cook.....	Patrick Frey
Kitchen Assistant.....	Carolyn King

SPONSORSHIP & SUITE SALES

Vice President of Business Operations.....	Bob Raymond
Director of Sponsorship Sales & Suite Sales.....	Mike Mazurek
Assistant Director of Sponsorship & Suite Sales.....	Mark Chelchik
Sponsorship & Suite Sales Account Executive.....	Matthew J. Schul
Sponsorship & Suite Sales Account Executive.....	Todd Yunker
Digital Strategy and Sales Executive.....	Kevin Currie
Sponsorship & Suite Services Manager.....	Anne Campbell

Manager of Sponsorship Activation.....	Brittney McNorton
Executive Assistant, Raymond/Office Manager.....	Karen Wozniak

DEVELOPMENT-FORD FIELD

Project Manager.....	Justin Turk
----------------------	-------------

TICKET OPERATIONS

Director of Ticket Operations.....	Mark Graham
Assistant Director of Ticket Operations.....	Bill McCall
Ticket Office Supervisor.....	Lance Powner
Ticket Office Supervisor.....	Louise Tabone
Ticket Office Assistant.....	Lisa Blondo

TICKET SALES

Director of Ticket Sales.....	Dan Sylvestre
Ticket Sales Account Representative.....	Sean Abraham
Ticket Sales Account Representative.....	Bethany Alferink
Ticket Sales Account Representative.....	Will Christy
Ticket Sales Account Representative.....	Wes Meisneritz
Ticket Sales Account Representative.....	Hoa Tran
Ticket Sales and Service Assistant.....	Sarah Muszynski
Ticket Sales Guest Service Manager.....	Courtney Alexander
Ticket Sales Guest Service Representative.....	Russ Rowe

EVENTS

Vice President of Events.....	Kelly Urquhart
Director of Sports Events.....	Dan Jaroszewich
Events/Operations Manager.....	Kristen Dale
Event Manager.....	Brad Michaels
Event/EBMS Coordinator.....	Stephanie Gerrity

FINANCE - FORD FIELD

Director of Finance.....	Matt Wojciechowski
Manager of Financial Reporting.....	Charles Phillips
Staff Accountant.....	Ashley Gentile

MARKETING

Director of Marketing.....	Joel Scott
Marketing Manager.....	Marie Keeler
Creative Services and Brand Manager.....	Alanna Klajda

YOUTH FOOTBALL

Director of Youth Football Programs.....	Chris Fritzscheing
Youth Football Assistant.....	David Greenslait

ADMINISTRATION - FORD FIELD

Receptionist.....	Kim Colbert
-------------------	-------------

INFORMATION TECHNOLOGY - FORD FIELD

Manager of Information Technology.....	Mark Woloszyn
Network Administrator.....	Mark Cantwell

BROADCASTING

Director of Broadcasting and Production.....	Bryan Bender
Manager of Scoreboard & Broadcast Operations.....	Stephen Batch
Scoreboard Production Coordinator.....	Josh Geha

OPERATIONS - FORD FIELD

Vice President of Operations.....	Chuck Cusick
Senior Director of Facility Management.....	Bob Gardner
Director of Housekeeping and Conversion.....	Phyllis Anding
Maintenance Operations.....	Raymond Amato
Maintenance Operations.....	Patrick Craig
Maintenance Operations.....	Pauli Kurdi
Maintenance Operations.....	Andi Opari
Maintenance Operations.....	Joseph Williams
Maintenance Operations.....	John Zmick
HVAC Technician.....	Joe Whitus
Licensed Plumber.....	Sean Craig

SECURITY - FORD FIELD

Security Director.....	Al Brooks
Security Supervisor.....	Tom Golembieski

LIONS PRO SHOP (MAINGATE, INC.)

General Manager.....	Brad Schweitzer
Lions Pro Shop Manager.....	Naomi Gibbons
Distribution Manager.....	Brian Galardo
Distribution Assistant.....	Gregory Kropidowski

2012 DETROIT LIONS
EXECUTIVES AND COACHING





WILLIAM CLAY FORD

**OWNER AND
CHAIRMAN**



In an age where ownership changes and franchise moves in professional sports have become alarmingly commonplace, William Clay Ford continues to provide the Detroit Lions organization, its fans and the community with unwavering stability and sound leadership.

His commitment to the franchise is imprinted on virtually every aspect of the organization. By combining one of the finest sports and entertainment venues, Ford Field, and a world-class headquarters and training environment with a strong management team, Mr. Ford has instilled the organization with the right mix of fuel that will power the further development of the entire Lions organization.

The 2009 season signaled the beginning of a new era for Detroit Lions football. Everything from the team's management all the way down to the logo on the helmet changed with the mindset to improve this franchise and compete for championships. There were considerable changes to the organization starting with Mr. Ford's promotion of Tom Lewand as team president and Martin Mayhew as general manager. Lewand oversees the direction of the organization, including business operations, and Mayhew is responsible for all football matters.

Both set out to find the best coach for this team, and with Mr. Ford's blessing and endorsement, did so when the team hired Jim Schwartz, who had served as defensive coordinator for many successful Tennessee Titans teams, as the Lions' new head coach. The 2009 season also marked the first time in franchise history that the team began the season with a new general manager, new team president and new head coach.

In just three years, with the vision Mr. Ford set forth, those changes are paying dividends in many ways. In 2011, the Lions returned to the playoffs for the first time since 1999, and they won 10 games for only the eighth time in franchise history and first since 1995. In fact, only two teams in Lions' history have won more than 10 regular-season games (12 in 1991 and 11 in 1962).

The Lions 5-0 start to the season was the franchise's best start since 1956, and it was only the third 5-0 start in franchise history. That 5-0 start capped off a nine-game regular-season winning streak (final four games of 2010) for the Lions, the longest since 1953-54.

Last season, Schwartz joined Buddy Parker (1951-53) as the only coaches in team history to improve the team's record in each of their first three seasons leading the Lions.

Team and individual record-breaking performances generated wins and much excitement in 2011. Detroit set new NFL records with four 13+ point comeback wins, three 17+ point comeback wins and back-to-back 20+ point comeback wins. A 24-point comeback at Dallas tied an NFL record for the biggest comeback by a road team.

The Lions also produced much fire-power on offense throughout the year. It scored at least 45 points in three different games for only the second time in team history and first since 1952. A 45-point winning margin in Week 2 against Kansas City was the largest margin of victory for the Lions in a regular season game, and it tied the 1957 Championship game for the team's largest margin of victory ever. In a 45-10 win at Denver, the Lions tied the second-most points scored on the road in franchise history.

On offense, the team set new standards for points scored (474), total yards (6,337) and net passing yards (4,814). Among the NFL's leaders, it finished fourth in scoring, fifth in total offense and fourth in scoring. On defense, the Lions led the NFL with seven defensive touchdowns, which also tied an all-time single-season franchise best.

Individually, QB Matthew Stafford completed the greatest season for a Lions quarterback in team history and one of the best all-time in NFL history. He set new team records in virtually every passing category, became the fifth passer in NFL history to eclipse 5,000 yards (5,038), and his 41 passing touchdowns tied for the seventh-most among League single-season leaders. All-Pro WR Calvin Johnson set a new franchise record for touchdown catches (16), and he accumulated the second-most receiving yards (1,681) in team history. He became the first player in NFL history to catch two touchdown passes in the season's first four games. TE Brandon Pettigrew once again set new team single-season records for Lions tight ends in receptions (83)

and receiving yards (777).

Two players also surpassed two significant career milestones. K Jason Hanson became the first player in NFL history to play 300 games for one team. He became the fourth player ever to record 2,000 career points, and he became the first kicker ever in NFL history to make 50 50-yard field goals. Joining him in career milestones was T Jeff Backus who set a new team record with 176 consecutive starts.

Performances in 2011 built upon the team's progress it made from the previous year when it was one of the NFL's most-improved teams and ended the season on a four-game win streak.

Over the past three years, the Lions have upgraded and developed every position on the team. This progress has been forged with tremendous effort from the front office, a coaching staff that excels in game-planning and player development, and players who are combining ability and work ethic to ensure this team is moving in the right direction.

The strong leadership team that Mr. Ford has formulated guides the franchise on and off the field with a plan that will elevate this team to new heights.

On the football side, Mayhew has revamped the team's player personnel and football operations in numerous ways and those efforts have resulted in successful drafts. In that time, Mayhew and the front office have worked diligently to improve the team's roster utilizing every resource from free agency and trades to the League's waiver wire.

Mayhew has worked alongside Schwartz to find players based on their shared philosophy on the types of skills that are necessary to win in the NFL. To guide those players on the field, Schwartz has built a coaching staff that is working to maximize those talents and produce game strategies to complement the players' abilities. For Schwartz, he leads with the philosophy that consistency with the coaching staff and the team schemes provides a competitive edge in the team's development.

After the playoff-clinching win vs. San Diego on Christmas Eve, Schwartz and WR Nate Burleson presented a game ball in the locker room to Mr. Ford for his overwhelming support, dedication and commitment to the team.

"Last year was quite an important step for this organization and reaching the playoffs signifies that we are moving forward the right way," said Mr. Ford. "You can see where we are headed, and winning last year provided tangible evidence to our progress."

"To see how our team came together was quite exciting, and it was thrilling to see how passionate and supportive our fans were, especially at Ford Field. I don't think there is a better home-field advantage in all of sports than Ford Field. The Bears game on Monday Night was a phenomenal site with how engaged our fans were, and we were able to share so many other great moments, like clinching a playoff berth, with them as well."

"I firmly believe this organization is prepared to compete among the League's best. Coach Schwartz continues to move us in the right direction on the field. Consistency we've had in our organization, especially on our coaching staff, positively impacts our team. Martin has done a great job with the player personnel department, adding talent any way he can. And Tom has positioned our team's business to fully complement our ability to win."

"We all know it was important to achieve what we did last year, but it was not our end goal. Our priority is to always focus on winning a Super Bowl. That's what's most important for our organization, our family and our fans."

On the business side, Lewand continues to forge ahead with a strategic approach to make sure every element off the field impacts the team on the field. Whether it is through revenue streams generated at Ford Field, effective management of player contracts, improvement of the club's financial processes or building stronger relationships with fans and business partners, Lewand ensures that Mr. Ford's vision to become one of the best franchises in professional sports is being realized.

As it's always been with Mr. Ford, the mission is for the Detroit



Lions to win a Super Bowl. Mr. Ford understands that with competitive realities of today's NFL, reaching the game's pinnacle takes a concerted organizational effort both on and off the field. While everyone appreciates the importance of the coaching staff and the front office staff, you also need the proper infrastructure, such as state-of-the-art stadium and practice facilities.

Mr. Ford's commitment was evident in the Lions' return "home" to a new downtown Detroit stadium, Ford Field, in 2002. The \$500 million stadium enhanced the Lions' ability to compete in several facets of the game. In this NFL age, the revenues produced from Ford Field help level the economic playing field with the Lions' NFL counterparts.

The Ford Family and Ford Field were the overwhelming factors in Detroit being awarded the right to host Super Bowl XL in February 2006. That championship game clearly added to the city's economic landscape in numerous ways, including a \$260 million boost to Metro Detroit, and the impact the Ford family had on bringing the Super Bowl to Detroit was apparent.

"We wouldn't be here if it were not for the Ford family, who led the way in developing Ford Field as a catalyst for the redevelopment of downtown Detroit, including the return of the Super Bowl to Detroit," former NFL Commissioner Paul Tagliabue pronounced in 2006 during his annual state of the league press conference held just prior to Super Bowl XL.

"And the Ford family's leadership has certainly been a big part, not just of the NFL and NFL history, but of Detroit and our nation's history."

Ford Field has been a key cog in shaping further revitalized growth for the city of Detroit. The stadium's effect on the city continues to be comprehensive with its contributions as it hosts several events besides Lions' games.

In May 2003, the Detroit News honored Mr. Ford as a Michigani- of-the-Year, an annual tribute to select citizens who made significant contributions to the state or local community, as he had brought the Lions "back home" and opened Ford Field's doors to reap benefits for Detroit. In September 2005, he was inducted into the Michigan Sports Hall of Fame.

Additional confirmation of his steadfast dedication to the team was the completion of the team's \$36 million Headquarters and Training Facility in Allen Park, Mich., that opened in April 2002 as the NFL's premier training center.

Thanks to Mr. Ford's addition of the Lions Headquarters and Training Facility, the entire organization develops year-round in a world-class environment. Both the short-term and long-term impacts are significant as the team trains under conditions second-to-none. This joint venture between the Lions and Ford Land Development Corporation provides state-of-the-art facilities for players' off-season workouts, training camp, and in-season meetings and practices.

Throughout his tenure as owner, William Clay Ford has guided the Detroit Lions organization with a sense of balance, integrity and honest leadership. Never one to seek the limelight, Mr. Ford has not sought public accolades for his many contributions to football, the automotive industry and his community.

Known as Bill Ford to his friends and business associates, his relationship with the Lions began during his childhood when his father, Edsel Ford, took him to the University of Detroit Stadium to see the first Lions team play in their maiden season in the Motor City in 1934.

He became a club director in 1956 and was asked by then-Lions' President Edwin J. (Andy) Anderson to become the Lions' president in 1961.

In November 1963, Mr. Ford purchased the team outright for \$4.5 million and officially took over the club January 10, 1964. The 2012 season will mark the 49th year of Mr. Ford's sole ownership of the club.

Of course, Mr. Ford's other passion in life is the automotive industry, he being the only surviving grandson of inventor and auto pioneer Henry Ford, founder of the Ford Motor Company.

For the entire Ford family, 2003 marked a year of great pride and celebration as Ford Motor Company commemorated its historic 100 years as an icon in American industry.

In May 2005, Mr. Ford retired from the Board of Directors of Ford Motor Company after nearly 57 years of service. He remains director emeritus on the Board of Directors. Mr. Ford most recently served as a member of the Board of Directors and was on the company's Finance Committee, and in years past served on its Governance Committee. He had been a board member since 1948 and was chairman of the company's Design Committee from its inception in 1957 until his retirement as vice chairman in March 1989.

Utilizing his expertise in design, Mr. Ford was also on special assignment as a design consultant focusing on the Jaguar.

During his career with the company, Mr. Ford gained special

satisfaction and acclaim as the executive in charge of the design, development and subsequent introduction of the Continental Mark II, the successor to the classic Lincoln Continental that had been developed and introduced by his father Edsel in 1939. In 1973, Mr. Ford was appointed vice president-Product Design.

Mr. Ford was elected to the Board of Directors in 1948 and began his employment at Ford following graduation from Yale University. He served several executive positions before appointment as vice president and general manager of the Continental Division in 1954. In 1956, he assumed responsibility for corporate product planning and design.

When the Design Committee of Ford's Policy and Strategy Committee was formed in 1957, Mr. Ford became the committee's first chairman, a post he held until retirement in 1989.

In 1978, Mr. Ford was elected chairman of the Executive Committee and appointed a member of the Office of the Chief Executive. He was elected vice chairman of the Board in 1980 and chairman of the Finance Committee in 1987. He retired as chairman of the Finance Committee in 1995.

The youngest of Edsel's four children, William Clay Ford was born March 14, 1925. Following a tour of duty with the U.S. Naval Air Corp in World War II, he enrolled at Yale, where he lettered in both tennis and soccer at the Ivy League school. As a collegian, he won league tennis titles in singles and doubles, and he earned All-American honorable mention honors in soccer. In fact, he was a nationally-ranked tennis player until two Achilles tendon surgeries relegated him to the sidelines. Mr. Ford's athletic participation today includes golf, a game in which he became nearly a scratch performer, while registering a remarkable seven (7) holes-in-one over the years.

He graduated from Yale with a bachelor of science degree in economics and then joined Ford's sales and advertising staff. He later served on the industrial relations staff where he was a member of the committee that negotiated the historic 1949 contract with the UAW-CIO.

Mr. Ford also is chairman emeritus of the Board of Trustees of The Henry Ford. He is an honorary life trustee of the Eisenhower Medical Center, is a national trustee for the Boys' and Girls' Clubs of America and honorary chair of the United Way Community Services. He is also on the Texas Heart Institute National Advisory Council. Mr. Ford received an honorary doctor of science degree from the Art Center College of Design in Pasadena, Calif., in 1981.

Mr. Ford's generosity as a benefactor was again recognized in 1997, as the outdoor courts of the University of Michigan's new tennis center were named in his honor. Also, a new addition to Detroit's Henry Ford Hospital (which bears the name of Mr. Ford's grandfather) opened in 1996 - The William Clay Ford Center for Athletic Medicine - which is one of the leading sports medicine treatment and research institutions in the country.

He is married to the former Martha Firestone of Akron, Ohio. They are the parents of three daughters—Martha, Sheila and Elizabeth—and a son, William Clay Ford, Jr., who serves as the Lions Vice Chairman, in addition to his role as Executive Chairman of Ford Motor Company.



WILLIAM CLAY FORD, JR.

VICE CHAIRMAN



William Clay Ford, Jr. has made a positive and lasting impact on the Detroit Lions since assuming his current post of vice chairman in February 1995. He remains focused not only on creating a winner in the present, but also on ensuring success well into the 21st century, both on and off the field.

Ford shares his father's commitment and devotion to the Lions and has a burning passion to win. He wants nothing less than for the Lions to become one of the premier franchises in the National Football League and knows that elite status includes delivering a championship to Lions fans.

"Our fans are incredibly passionate about our football team and the excitement surrounding the Lions is remarkable," Ford said. "We obviously hope that we continue to make strides on the field and ultimately provide our fans with a championship.

"The team has worked very hard to make it to this point, and I know that our players and coaches are determined to go far beyond what we accomplished last season.

"We have built our most talented roster that we've had in several years, and players like Matthew Stafford, Calvin Johnson and Ndamukong Suh are among the most outstanding players in the league," Ford continued. "Championship teams are led by these types of players, especially at the quarterback position, and I am looking forward to seeing them lead our team this year.

"With our ability to score points and attack opponents, we will be exciting to watch on both offense and defense. I also think the depth we have at several positions will be an asset for us throughout the long season.

"Coach Schwartz, Martin, Tom, our coaching staff and player personnel department have all worked together to put several key pieces in place. Jim has done a tremendous job developing this team, and it helps that we've maintained consistency with our coaching staff and schemes ever since he was hired.

"While we always looking to improve everything we do, I believe our team can deliver a very special season to our fans this year."

To see Ford's influence off the field, one has to look no further than Ford Field in downtown Detroit and the team's headquarters and practice facility in Allen Park. Both are considered among the best respectively in all of sports and were shaped by Ford's resolve for the Lions to be a leader in the NFL.

Ford's dedication and commitment to the fans were never more evident than when he spearheaded the team's stadium negotiations that led to the 1996 decision and announcement to build Ford Field. Due largely to his determination and perseverance, the Lions struck a deal with the City of Detroit and Wayne County that established the foundation for the Lions to return to downtown Detroit in 2002.

Ford's vision of a downtown stadium had perhaps its finest moment to date when it played host to Super Bowl XL in February 2006. It received extraordinary reviews by the international community.

In addition to developing new homes for the team to practice and play, Ford played a vital role in Detroit's bid for Super Bowl XL. Through his leadership, the Ford Family, the Lions and Ford Motor Company were integral in Detroit's impressive hosting of Super Bowl XL that exceeded expectations. Overall, there was a \$260 million economic impact generated by Super Bowl XL, including \$100 million in downtown improvements, \$10 million in emerging businesses—the most in Super Bowl history—and \$6 million in the NFL/Boys & Girls Club Youth Education Town—the largest in the country.

Though satisfied with progress made so far by the development of Ford Field, Ford continues to push for the stadium to become an even greater benefit to the organization as well as the community and its economic growth.

"Two moments this past year will forever stand out to me when I reflect on Ford Field and its impact on this team," Ford said. "On Monday Night against the Bears, the advantage we had with that crowd and how disruptive our fans were proved just how important our home field advantage truly is. It was an extraordinary sight. You not only could hear our fans, but you could literally feel the impact

of our fans.

"That game was quite special to our team, our family and the entire city. Detroit was the center of the sports world that evening and the Lions, Ford Field and the entire City of Detroit shined brightly for all to see.

"The second came in December when we clinched the playoffs and celebrated on our home field. I think it provided just a glimpse of what hopefully will be even bigger and exciting games for the Lions at Ford Field in the future.

"When you can match such a dynamic, fan-friendly environment with an exciting team and place the best fans in the world in that venue, much can be accomplished. It's that success that we are all working to achieve.

"Through its first 10 seasons, Ford Field has delivered numerous times beyond just Lions games as one of the world's premier sports and entertainment venues. We've always strived to offer the best fan experience to anyone who has ever attended an event at Ford Field. No indoor stadium has ever hosted football, basketball, hockey, soccer and the other large-scale events as has Ford Field.

"We want to continue making Ford Field the most difficult place to play in the NFL for our opponents and one of the world's best entertainment venues. By doing so, this will not only benefit this franchise, but it will continue operating as one of the key economic drivers to this region."

Since the decision was made to move to downtown Detroit, Ford also wanted to provide a world-class practice facility to complement the team's stadium project. The \$36 million Allen Park facility, which opened in April 2002, has universally been identified as one of the best facilities in the NFL. Its state-of-the-art football facilities, including an indoor practice facility with a regulation-size field, provide the ideal training center for NFL players and coaches.

In Ford's 17 years in his current role, he has helped the Lions take major steps forward on several fronts. Ford has strongly supported an active community outreach program which has been recognized as the best of any team in all of professional sports.

Through Ford's support, Detroit Lions Charities, which has awarded nearly \$6.2 million in total donations during its 22-year history, continues to serve Detroit and the State of Michigan. Featured among the Lions' philanthropic efforts is the collaborative effort with Detroit Public Schools and Communities in Schools of Detroit to open the Detroit Lions Academy. The school, which opens its doors for its 12th year this fall, offers an alternative school environment for approximately 125 sixth, seventh and eighth grade students.

Ford has been a significant supporter of the team's contribution in numerous other community programs, such as the sponsorship of the Think Detroit PAL youth football program—one of the nation's largest tackle football leagues. Over 3,200 kids from ages 8-14 participate in Think Detroit PAL Football each year.

Involvement in the community does not stop at the team's community outreach and charitable contributions, as Ford also emphasizes the importance in growing the game of football and the development of youth. The Detroit Lions Youth Football program is one of the most extensive youth sports programs operated by a professional sports team. From numerous youth camps held statewide to coaching clinics, the goal of the program is to impact children's lives on and off the field through the game. Ford believes it is valuable to grow youth's interest in football and assist in the development of youth coaches.

Under Ford's direction, the team has launched one of the most aggressive business operations in all of sports. Many elements to this are derived primarily from events held at Ford Field and the benefits generated from both Lions games and other ancillary events. Ford ensures that every aspect of the team's business operations ultimately focus on the impact they have on the Lions' ability to win.

Over the years, Ford's leadership has generated several key business initiatives. Allowing fans greater opportunities to attend Lions games has always been a priority for the Ford Family, and that includes offering several fan-friendly ticket options that enable a larger number of fans to experience the Lions and the NFL in-person.



In 2009, the team introduced comprehensive changes to the team's brand that includes a new, fierce-looking logo and other unique branding elements. That same year the organization revamped the Lions merchandise operations with a strong emphasis on improving customer service.

Another area where Ford emphasizes progressive growth includes the digital and social media, which allows the team, through various media to connect and communicate directly with its fans and to reach them on multiple platforms. Since Ford assumed his role with the club, the Lions became one of the first pro sports teams to launch its own website, Detroitlions.com.

The team also entered into a partnership with CBS Radio (formerly Infinity Broadcasting), a relationship it extended in 2009, for the Lions' radio broadcast rights and started production on weekly radio and television shows that air throughout the season.

Beyond football events that range from the NFL all the way down to youth football, Ford Field hosts some of the largest sporting and entertainment events in the nation.

Ford Field has hosted two of the biggest events in the history of college athletics. In 2009, Ford Field hosted the NCAA Men's Basketball Final Four, a first for downtown Detroit, which shattered tournament attendance records, provided the Metro Detroit area with a \$30-50 million economic boost over the weekend and provided a number of community outreach initiatives that will have a lasting impact on the city of Detroit. An example of that outreach was the newly created legacy program that established early learning and literacy centers in the Detroit community. Ford Field was the host site for the Midwest Regional Finals in March 2008, and the event also broke NCAA Regional and preliminary round attendance records with over 57,000 people attending each session.

In April 2010, the focus was again back on Ford Field as Detroit hosted the 2010 NCAA Men's Hockey Frozen Four. In doing so, Ford Field became the first venue in NCAA history to host the Final Four and the Frozen Four in back-to-back years. The Frozen Four at Ford Field generated record crowds and established a new hockey indoor world attendance record.

In past roles within the NFL structure, Ford has served on the NFL's Finance Committee and NFL Properties Committee.

Though football remains a passion for Ford, his father and his family, his top priority remains serving as Ford Motor Company's Executive Chairman. His current role is a professional and personal commitment, as he leads the company founded by his great-grandfather, American automotive pioneer Henry Ford. A member of the Board of Directors since 1988, he assumed the role of Chairman of the Board January 1, 1999. He also served as Chief Executive Officer from October 2001 through September 2006. Additionally, he serves as Chairman of the Board's Finance Committee and as a member of the Sustainability Committee.

Among his many outside leadership roles, he serves as a member of the Board of Trustees of The Henry Ford, Chairman of the Detroit Economic Club, a Member of the Board of Directors of the Business Leaders for Michigan and Chairman of the New Michigan Initiative Committee. He is also a member of the Board of Directors of eBay.

Born in Detroit in 1957, Ford is an avid fly fisherman and car enthusiast, enjoys playing hockey and tennis, and is a black belt in the martial art of Tae Kwon Do. In his spare time, Ford competes in pond hockey tournaments and his team has claimed the USA Hockey Pond Hockey National Championship in past years. He holds a bachelor of arts degree from Princeton University and a master of science degree in management as an Alfred P. Sloan fellow from Massachusetts Institute of Technology (MIT).



TOM LEWAND

PRESIDENT



Tom Lewand, who was named team president December 29, 2008, oversees the team's day-to-day operations and reports to Mr. Ford on all business, organizational and NFL matters. Now in his 18th season with the Detroit Lions, fourth as president, he guides the overall direction of the franchise.

Lewand's fundamental principle is to consistently present the Lions as a first-class organization with a clear sense of mission and direction.

Among his responsibilities, Lewand is the chief player contract negotiator and he oversees all day-to-day business operations of both the Detroit Lions and Ford Field entities. This includes the management of finance, football administration, player development, security, equipment operations, medical staff, ticketing, sales and marketing, public/media relations, broadcasting, digital media, human resources, Ford Field operations and administration, acquisition of events and the development of Ford Field's lease space in the stadium's progression as a multi-use facility.

An extremely talented, creative and aggressive businessman, Lewand has held a myriad of positions and responsibilities within the front office during his tenure with the Lions, most recently as executive vice president and chief operating officer.

On a League-wide level, Lewand is involved in several key business and labor issues. He serves on the Super Bowl Advisory Committee and the NFL Management Council's Club Executives Committee, and he was on the Committee on Revenue Sharing Qualifiers and Special Committee on League Economics. Lewand represents the organization for all League-level business matters.

Lewand's leadership positions every aspect of the Lions organization, including Ford Field operations, to significantly impact the Lions' drive for a Super Bowl title. For Lewand, everything from football transactions to Ford Field events influences the team's ability to compete and win.

Working alongside General Manager Martin Mayhew and Head Coach Jim Schwartz, Lewand is leading one of the NFL's most-improved teams.

In January 2009, Lewand and Mayhew completed an exhaustive and thorough search for a head coach that would lead the team on the field. They completed that process with the hiring of Schwartz, who brought to the organization impressive results as a defensive coordinator as well as experience in player personnel. Schwartz's philosophy on the game and how to build a successful team, along with his contributions to winning organizations and working under successful coaches, made him the right choice for the Lions' new head coach. The hiring of Schwartz has brought stability to the coaching staff and tremendous development on the field as the team continues to move in the right direction.

The results have steadily improved with the team increasing its win total by four wins in each of the past two years, in addition to claiming 10 wins last season and earning a spot in the playoffs for the first time since 1999.

During his tenure with the Lions, Lewand has negotiated player contracts totaling more than \$1.3 billion.

Since 2009, Lewand has completed three of the most extensive and complex contract negotiations by re-signing All-Pro WR Calvin Johnson to the highest contract by a receiver in League history and inking QB Matthew Stafford and DT Ndamukong Suh to their rookie contracts. Johnson was the biggest off-season move for the Lions this past year as Lewand negotiated a new eight-year contract that has him signed with the Lions through 2019. Stafford's contract occurred within just a few hours of the 2009 NFL Draft allowing the team to sign the first overall pick prior to the draft. Suh's contract was the largest by a drafted player who did not play quarterback in NFL history.

Johnson, Stafford and Suh represent three of the young, highly-talented core of players who will help continue to lead the Lions' progress on the field.

Lewand's additional contract highlights include: the Lions' last 20 first-round draft choices, RB Barry Sanders' last NFL contract, the contracts of several Pro Bowl players and recent key free agents.

BUILDING THE LIONS BRAND

On the business side, Lewand constantly evaluates and reviews opportunities to grow the team's operations in order for those to impact the team's ability to win on the field. Lewand desires to combine a championship team with unique fan engagement and experiences.

One key area of improvement the past two seasons has been the growth in season ticket holders and ticket sales. Combined, the Lions have sold out 15 of their last 16 home games. Last year, the Lions sold out all eight home games for the first time since 2007. In 2010, the team sold out seven of eight home games, which tallied the combined totals of sellouts in 2008 (3) and 2009 (4). The introduction of numerous fan-friendly and family-oriented ticket options has greatly improved attendance at all Lions games.

When the Lions defeated the Chicago Bears 24-13 during its first Monday Night Football appearance since 2001, the team claimed victory in front of a Ford Field record crowd (67,891) for a Lions home game. In fact, this past season the Lions registered the five largest crowds since the team moved into Ford Field in 2002. Overall, they topped the 500,000 mark for total attendance (509,940) for all eight home games for the first time since 2002.

In 2010, attendance to Lions games increased 14-percent. It was the largest increase by any NFC team, and Detroit was one of only two teams in the NFL to experience a double-digit increase in ticket sales.

Lewand not only wants the team to provide the best possible product on the field for the fans, but he also is determined to make the experience affordable and one of the most valuable investments for Lions fans. For season ticket holders, the team offers additional unique interactive opportunities, such as town hall meetings, conference calls, online chats, meet-and-greets with players and special training camp access among others to complement their purchase of season tickets.

Heading into the 2012 season, the Lions have the largest growth in season ticket holders among any club since 2009. A similar trend has also occurred with regard to the team's premium club seats, where the holders of those seats have increased as high as any team in the NFL.

The interest in the Lions has not only increased at the gate but in home viewership as well. Over the past two seasons, local television ratings (Detroit market) have increased 58-percent (27.5 rating in 2011 from 17.4 rating in 2009), the highest jump in local ratings among all NFL teams. In 2011, the Lions averaged a local household rating of 27.5—the highest for the team on record since 1998. Additionally, the Lions' 27.5 local household average rating represents a 15-percent increase from 2010, which was tied with Carolina and the New York Giants for the second-highest increase in the entire NFL.

A sampling of the Lions' television ratings includes the team generating its highest regular season single-game rating ever with a 36.4 household rating against Chicago on Monday Night Football. The Lions Thanksgiving Day game against Green Bay was the second-most watched TV program of the 2011 Fall season with 30.2 million viewers (30.5 local rating), and 31.8 million viewers (40.6 local rating) tuned into the Lions Wild Card game at New Orleans January 7, 2012.

The team appeared on national television three different times, including the NFL flexing its Week 13 game at New Orleans that gave the Lions their first-ever appearance on NBC's Sunday Night Football.

In 2012, the Lions are slated for five nationally televised games for just the fourth time since 1970. The Lions will have four prime time games this season for only the second time (1998) in the past 43 seasons.

In 2010, TV ratings for Detroit Lions games increased 37-percent, and the overall ratings for the season were the highest in five years. As the team ended the year on a high note with a four-game win streak, so did the TV ratings. The Lions' ratings (27.9) during their 20-13 win over Minnesota at home were the highest for the team in a Week 17 game since 1998.

Seeking opportunities to reach and communicate with more fans, Lewand emphasizes the importance of growing fan interaction through digital media. During the 2011 season (August-December),



Detroitlions.com attracted 4.7 million unique visitors during that five-month span, a 71.1 percent increase compared to the 2010 season (2.9 million). Despite the NFL's labor situation during the offseason, Detroitlions.com still generated a 36.0 percent increase in unique visitors in 2011 (6.2 million) over 2010 (4.6 million). There were more unique visitors for the final five months of 2011 than the entire 2010 calendar year.

In just two years, the number of unique visitors to Detroitlions.com during the regular season (September-December) has jumped 153-percent (3.9 million in 2011 and 1.6 million in 2009).

Extending the team's outreach to fans also occurs through various social media channels such as Twitter and Facebook, with over 900,000 fans currently engaged through those two social networks.

In 2009, Lewand completed two major initiatives that continue to help transform the Lions' business operations. The Lions unveiled a new comprehensive brand that launched changes to the team's logo and uniforms, a new team logotype and font and streamlined branding elements. The evolution of the Lions' brand is the most complete and all-encompassing modification in franchise history. The new brand now extends beyond the logo on the helmet and presents a consistent visual identity in new, versatile and distinctive ways.

Additionally that year, the team partnered with MainGate on a 10-year exclusive retail and merchandising agreement. The partnership focuses on providing greater service to Lions fans and consumers, including significant improvements to the organization's retail operations. Headlining the overhaul was the revamped team store at Ford Field, now known as "Lions Pro Shop," and the relaunch of the Lions' online store, Detroitlionsstore.com.

FORD FIELD PHENOMENON

Under Lewand's guidance and direction, Ford Field has become the crown jewel of downtown Detroit and serves as a cornerstone in the city's urban renewal and revitalization efforts. The facility opened to rave reviews in 2002, with the publisher of the Detroit Free Press stating that Ford Field "tells [Detroiters] who we are and suggests what we can be. Now it's up to the rest of us to create a downtown and a city that matches the vision Ford Field realizes."

Few venues, considering space, amenities and operations, have the flexibility to host and execute the variety of large-scale events as does Ford Field.

Lewand leads in the development of these events at Ford Field, including college football, MHSAA high school football, concerts, motorsports and various trade shows. Few venues in the U.S. host as many football events of all levels as does Ford Field, filling virtually every weekend in the Fall. In any given year, approximately 14 high school, college and NFL games are played at Ford Field from Thanksgiving Day through December.

For the past 10 years, Ford Field has been the home to the Little Caesars Bowl, and for the MAC Football Championship Game for the past eight years as well.

In 2010, Ford Field and the Lions hosted the New York Giants and Minnesota Vikings on a rescheduled Monday Night Game, December 13, a day after the Lions defeated the eventual Super Bowl Champion Green Bay Packers, 10-3, with just less than 20 hours to prepare for the relocated NFL game.

SUPER BOWL XL

Ford Field dazzled in 2006 when the city of Detroit hosted Super Bowl XL. Lewand served as the point person for the Lions and Ford Field on the Host Committee for Super Bowl XL, and he was among the key figures leading the city's hosting of the game and events surrounding Super Bowl XL, which was widely acclaimed as successful and critical to Detroit's future growth. Super Bowl XL injected a \$260 million economic boost to the Metro Detroit region.

OTHER SHINING MOMENTS

Behind Lewand's leadership, Ford Field once again stepped to the forefront in April 2009 as Detroit, for the first time, hosted the NCAA Men's Basketball Final Four. The championship culminated six years of planning, including Lewand representing the organization in a partnership with the NCAA to present the Final Four in a groundbreaking manner that has set the standard for all future sites.

The event featured a center-stadium configuration that utilized the entire stadium seating structure along with customized risers. Ford Field broke long-standing records, including: attendance for Final Four Friday (nearly 30,000), the National Semifinals (72,456) and National Championship game (72,992). Overall, a record 145,378 fans attended the Final Four. By hosting the Final Four, Ford Field was the centerpiece for a weekend that had an estimated \$30-50 million impact on the city of Detroit. Attendance records were not only set

inside Ford Field, but the ancillary events, such as Hoops City, set their own records as well. All of these events generated a tremendous opportunity for both residents and visitors to enjoy downtown Detroit over a five-day period.

Paced by Lewand's leadership, the organization followed up that tremendous accomplishment with the highly successful hosting of the 2010 Men's Hockey Frozen Four. Like the basketball championship, Ford Field allowed the NCAA to elevate one of its marquee events to even greater heights. For the first time, the 2010 Frozen Four was held in a large-stadium venue with the portable ice configuration set-up used in the NHL's annual Winter Classic. The championship garnered record crowds (34,954 for the National Semifinals and 37,592 for the National Championship) that not only set NCAA Frozen Four records but world indoor hockey records as well.

Ford Field became the first venue to host the Men's Final Four and the Men's Frozen Four in back-to-back years.

In April 2007 Ford Field hosted WWE's Wrestlemania 23 that set a new Ford Field all-events attendance record (80,103) and had a \$25 million impact on the Metro Detroit area.

In June 2011, Ford Field hosted the opening round of the 2011 CONCACAF Gold Cup with two soccer matches between Panama and Guadeloupe and the United States and Canada. The opening round match was the first soccer game played by the U.S. Men's National Team in the Metro Detroit area since the World Cup in 1994, and it drew the largest crowd for a U.S. match in the Gold Cup opening round since 2003.

A LEADER AND BESTIE

Lewand possesses a strong educational background, having received a Bachelor of Arts degree from the University of Michigan in 1991, and completing both his Juris Doctor at the University of Michigan Law School and his Master's degree in business administration from the University of Michigan Business School in 1996. Lewand aided the Michigan football program in various capacities on a volunteer basis while attending the school. He also worked for the Lions on a part-time basis while completing work on his graduate degrees.

In 1991, Lewand served as an environmental advisor for the Governor of Indiana, Evan Bayh. Following a year in that position, he entered graduate school at Michigan. He spent time working for the law firm of Dickinson Wright in Detroit, and the Chicago law firm of Kirkland and Ellis. In the summer of 1993, he worked in the Office of the White House Counsel for Presidential Personnel.

Lewand's family history is entrenched in the Detroit area community. His father, F. Thomas Lewand, works as an attorney and was both the Chief of Staff for former Governor James Blanchard and the Chairman of the Michigan Democratic Party. His late grandfather, Joseph B. Sullivan, was a judge in the Michigan Court of Appeals and was the deputy mayor of Detroit in the 1960s.

OFF THE FIELD

Lewand is active in the community, acting as Past Chairman of the Detroit Metro Convention and Visitors Bureau and serving on the Boards of Directors of the Detroit Zoological Society, the Downtown Detroit Partnership, the Detroit Economic Growth Corporation and the Parade Company.

In a collaborative effort to reduce and prevent youth sports concussions, Lewand represents the Lions and the organization's work with Michigan legislators, the NFL and various youth sports organizations to enact laws that would provide an increase in concussion education and awareness and a medical protocol for young athletes to return to action.

Lewand also is on the Corporate Advisory Board for the University of Michigan's Ross School of Business. Lewand was named as one of Crain's Detroit Business "40 Under 40" in 1998, which honored and recognized 40 top business people in the Detroit area under the age of 40. Lewand has also been recognized nationally twice, in 2003 and 2005, by the Sports Business Journal as one of the top "40 under 40" sports executives in the United States.

He and his wife, Suzanne, have four daughters: Cayleigh, Paige, Shannon and Erin.



MARTIN MAYHEW

EXECUTIVE VICE PRESIDENT OF FOOTBALL OPERATIONS AND GENERAL MANAGER



Since becoming the Lions Executive Vice President of Football Operations and General Manager, Martin Mayhew has orchestrated a dramatic transformation of the team which resulted in the Lions making its first playoff appearance last year after 12 seasons.

With 2012 marking Mayhew's fourth season as the team's executive football decision-maker, he continues to build the Lions' roster through a plan that focuses on developing a physically-tough football team with the multi-dimensional players that Head Coach Jim Schwartz covets. Mayhew adamantly believes that smart players with great football character should lead this franchise. Now in his 12th season with the Lions, Mayhew reports directly to Mr. Ford on all football matters.

The process of improving the Lions' success on the field began to take shape in January 2009 with the team's search for a new head coach. Along with President Tom Lewand, Mayhew searched for a coach who shared his philosophies and possessed the following characteristics: strong communication and leadership skills; a track record of success in the NFL; demonstrated ability to overcome adversity; the right mixture of youth and experience; and a coach with enthusiasm and energy for the challenge ahead.

The search concluded with the hiring of Schwartz, who served eight years (2001-08) as the Tennessee Titans defensive coordinator before coming to Detroit. Schwartz is unique because he had tremendous experience as a coordinator and position coach in the NFL, but he also previously worked in player personnel when he began his NFL career. These attributes appealed to Mayhew, and both have worked in concert on free agency and the draft.

Along with the coaching staff, Mayhew re-organized the team's player personnel department. From the start of the 2009 off-season, the team set out to add a personnel executive who was successful in overseeing both pro and college scouting in the NFL.

That was completed with the hiring of James "Shack" Harris, who now has worked 25 years in scouting, including the six seasons as Jacksonville's vice president of player personnel. Along with the hiring of Harris, the Lions' player personnel department, under Mayhew's direction, underwent a geographical realignment that improved the team's scouting operations.

In his role, Mayhew oversees the player personnel department, including college and pro scouting, and plays an integral role in the coordination of the team's salary cap objectives and negotiation of player contracts. Mayhew and Lewand collectively work on all team matters pertaining to the NFL Collective Bargaining Agreement and League policies and procedures.

In addition to his duties, the coordination of all football operations, managed day-to-day by Vice President of Football Operations Cedric Saunders, is under the direction of Mayhew. This includes team travel, training camp operations, security, medical staff, equipment operations, video department and cafeteria staff. Mayhew also works on many of the Lions' football-related legal matters.

In February 2001, Mayhew joined the Lions' front office as senior director of football administration/staff counsel. He was promoted to senior vice president of football administration/legal affairs on February 3, 2003, and on October 14, 2004, he was appointed senior vice president and assistant general manager.

ROSTER CONSTRUCTION

Along with free agency and the draft, Mayhew utilizes every resource, including trades and the league's waiver wire process, year-round to improve the team's roster from top to bottom.

Significant change to the team's roster over the past three seasons underscores Mayhew's 24/7 philosophy and approach to improving the team's roster. The 2011 opening day active roster included only 10 players (81 percent turnover) remaining with the club from 2008, including six starters.

In 2011, Mayhew's approach paid dividends when the Lions won 10 regular-season games for the first time since 1995 and also earned a playoff berth for the first time since 1999. Only twice in the team's previous 78 seasons had a Lions team won more than 10 regular-season games (11 in 1962 and 12 in 1991). Last season marked only

the sixth time the team won 10 games in the regular season.

Mayhew's roster overhaul during his first three seasons has now resulted in a more talented and stable roster.

This year, 21 of the 22 starters from last season return. Retaining quality veteran players, like WR Calvin Johnson and LB Stephen Tulloch, both of whom signed new long-term contracts this offseason, has become a greater priority.

Mayhew expects this consistency, along with his approach to never stop looking for upgraded talent, to pay even greater dividends in the near future.

MASTER OF TRADE

When Mayhew first assumed the role of interim general manager in October 2008, he immediately began evaluating and upgrading the roster. Since then, he has completed 22 trades for players and/or draft picks, including a total of 10 trades in 2010 and three draft-day trades in 2012.

Several veterans acquired by Mayhew via trade have contributed to the Lions as starters or improved the team's depth, including: DT Corey Williams, QB Shaun Hill, CB Chris Houston, DE Lawrence Jackson, G Rob Sims, TE Tony Scheffler and CB Alphonso Smith. Hill, Houston, Sims and Scheffler have all signed contract extensions with the club.

Two of Mayhew's trades generated additional first round draft picks in 2009 and 2010. It marked the first time in franchise history that the Lions have made two selections in the first round of the draft in back-to-back seasons. Those additional picks allowed the Lions to draft TE Brandon Pettigrew with the 20th pick in the 2009 NFL Draft and RB Jahvid Best with the 30th pick in the 2010 NFL Draft.

BUILDING THE CORE

Though Mayhew often says the draft is not the finish line, he understands that the best rosters in the NFL begin with shrewd drafting each and every year.

The team's 2009 and 2010 drafts under Mayhew's direction have generated highly productive classes, including eight players (2009: QB Matthew Stafford, Pettigrew, S Louis Delmas, LB DeAndre Levy and DT Sammie Hill; 2010: DT Ndamukong Suh, Best and S Amari Spivey) who form a nucleus of talented, young players that undoubtedly will lead this franchise for years to come.

While each of his personnel decisions will impact the team's performance, it may be Mayhew's very first draft choice as general manager that could have the greatest long-term impact. That selection, QB Matthew Stafford, had arguably the greatest single-season performance ever for a Lions quarterback in 2011.

Stafford, who was slowed by injuries his first two seasons, had one of the biggest breakout seasons ever last year when he set franchise passing records for yards (5,038) and touchdowns (41). He led the team to several comeback wins, including an NFL record three wins after trailing by 17+ points, four after trailing by 13+ points and two 20+ point comebacks in back-to-back-weeks. Stafford's passing numbers last year were among the best single-season totals in NFL history. His performance earned him the AP Comeback Player of the Year award. Despite the fact that he will be entering his fourth NFL season in 2012, Stafford does not turn 25-years-old until February 2013.

DT Ndamukong Suh and RB Jahvid Best highlighted Mayhew's 2010 Draft Class. Suh made an immediate mark on the NFL during his rookie season by being named AP Defensive Rookie of the Year, All-Pro and voted as a starter to the Pro Bowl. He set a Lions rookie record with 10 sacks and became the second rookie defensive tackle to register 10 sacks in the NFL since 1982. Best, though he battled through too injuries throughout his rookie season, led the team in rushing, set a team rookie record for receptions and became the first rookie to score five touchdowns in their first two games since RB Billy Sims in 1980.

STRENGTHENING POSITIONS

Mayhew maximizes his resources in an effort to not only strengthen the team by improving individual talent, but by



strengthening each position unit from top to bottom. Instead of just featuring some standout players, this team now moves forward with deep, talented position groups.

On defense, the team's ability to disrupt opponent offenses starts upfront with the Lions defensive line. Over the past two years, it has led the Lions defense with its ability to attack. In 2010, it was the most-improved defensive line unit in all of the NFL, accounting for 39 of the team's 44 sacks. That season, it registered 23.5 more sacks than in 2009 and line play was a big factor in the defensive unit allowing 46.9 yards less per game (highest improvement in NFL) and 125 less points (highest improvement in NFL). In 2011, the defensive linemen garnered 35 of the team's 41 sacks, and its pressure helped the team tie for the third-most takeaways (34) and record the most defensive return touchdowns (7) in the NFL.

Mayhew bolstered that unit over the past two years by combining DE Kyle Vanden Bosch (unrestricted free agent), DT Corey Williams (trade), DT Ndamukong Suh (second overall draft pick and 2010 AP Defensive Rookie of the Year) and DE Cliff Avril to form the starting unit. Vanden Bosch not only provides a tenacious motor on the outside, but he also provides veteran leadership on and off the field that helps guide this team. The team's deep defensive line also features productive players who significantly contribute in the team's rotation, including DE Lawrence Jackson (a former first round pick from Seattle acquired via trade), third-year DE Willie Young (a 2010 seventh-round pick), DT Sammie Hill, DT Nick Fairley (winner of the 2010 Lombardi Award, a consensus All-American and AP SEC Defensive Player of the Year) and veteran DT Andre Fluellen.

At linebacker, the team returns all three starters (Tulloch, LB Deandre Levy and LB Justin Durant) for the first time since 2007, and Mayhew has used the draft over the last two years, with the additions of LB Doug Hogue in 2010 and LB Tahir Whitehead and LB Travis Lewis in 2011, to bolster the position's depth. Tulloch had career highs in sacks, interceptions and fumble recoveries in his first season with Detroit. The importance of resigning Tulloch to a long-term deal was not understated by Mayhew as he referred to him as the quarterback on defense. Tulloch's knowledge of the schemes and ability to attack from the linebacker spot gives the team an anchor in the middle.

In the secondary, the Lions return three players who started (S Louis Delmas, S Amari Spivey, CB Chris Houston) in 2011, along with veteran S Erik Coleman, who missed all of last year due to injury. To add depth, Mayhew signed free agents CB Jacob Lacey and S Sean Jones and selected three cornerbacks, Dwight Bentley, Chris Greenwood and Jonte Green, in the 2012 NFL Draft.

Offensively, wide receiver and tight end have become positions of strength to complement Stafford at quarterback.

Leading the receivers is Johnson, who combines unparalleled athletic ability and size with an outstanding work ethic that has resulted in him now being considered among the very best players in the game.

In 2011, he earned his second-straight Pro Bowl nod and was named All-Pro. He set a team record with 16 touchdown catches, and he accumulated the second-most receiving yards (1,681) in team history when he led the NFL in that category. Including the playoff game, Johnson registered over 200 receiving yards in three of the team's final four games. With the long-term extension completed, Johnson will remain a critical component as the team pushes to greater heights. This past offseason his ranking as the third best player in the NFL in an NFL Network poll of current players was the highest for any non-quarterback.

While Johnson leads the receiver group, veteran WR Nate Burleson and second-year WR Titus Young accompany him to give the Lions inside and outside receiving threats. Burleson set a career-high with 73 receptions last year, and his veteran leadership continues to positively impact the team in many ways. Young offers another deep threat on the outside, and the Lions added to that unit in the draft by selecting WR Ryan Broyles, who set the NCAA all-time career record for receptions at Oklahoma.

Few teams feature a group of talented tight ends who offer multiple dimensions as do the Lions. Fourth-year TE Brandon Pettigrew rewrote the record books for Lions tight ends each of the past two seasons, and TE Tony Scheffler presents matchup challenges for opponents with his size, speed and ability to flex out wide. In 2011, Pettigrew and Scheffler combined for 11 touchdown passes. Veteran TE Will Heller adds power and the ability to flex in the backfield as a fullback.

Upfront, the Lions have featured the most consistent lineup on offensive line for the team since the early 1980s. Returning starters LT Jeff Backus, LG Rob Sims, C Dominic Raiola, RG Stephen Peterman and RT Gosder Cherilus became the Lions' first offensive line to start

the same five players to begin the 2011 season since the team did so from 1980-82. Backus became the Lions all-time leader in consecutive starts last year by ending the season with 176. This consistency helped the Lions finish in the Top-10 in fewest sacks yielded per pass play.

As Mayhew seeks to upgrade talent, he added 2012 first-round pick T Riley Reiff to compete for a starting spot and to provide another building block on the line for the future.

The running back position should give the Lions another threat on offense as Best, second-year RB Mikel Leshoure and RB Kevin Smith return healthy in 2012.

On special teams, the Lions once again feature one of the NFL all-time great kickers in Jason Hanson, whose 126 points in 2011 were the fourth-most in team history. In his 20th NFL season last year, Hanson connected on five 50-yard field goals, became the first player to hit 50 career 50-yard field goals and set an NFL record for most games played with one team.

The team's special teams units are led by John Wendling, a Pro Bowl alternate. He once again was among the League leaders in special team's tackles.

LEGAL BACKGROUND

Throughout his journey leading up to his current post, Mayhew has always kept an eye toward the future, as evidenced by his strategic exposure to several jobs and internships while earning his law degree from Georgetown's Law Center (2000). He is one of two Lions' front office executives with law degrees.

During the 1999 NFL season, while attending law school, Mayhew served a nine-month internship in the Washington Redskins' pro personnel department, which exposed him to the responsibilities of an NFL scouting department. While with the Redskins, he scouted NFL players and late NFL cuts and worked the waiver wire and also assisted in the evaluation of college players for the 2000 NFL Draft. Mayhew also had two separate internship stints with the NFL in both the labor operations and legal departments.

In labor operations, Mayhew worked closely with NFL executives on issues involving player contracts and the salary cap. With the legal department, Mayhew assisted the NFL's in-house labor counsel by researching legal issues, digesting cases in preparation for arbitration hearings and drafting legal memoranda related to player injury and non-injury grievances. He also was exposed to corporate law while working for Akin, Gump, Strauss, Hauer and Feld, L.L.P. in Washington D.C., one of the NFL's primary firms used as outside counsel. At Akin Gump, Strauss, Hauer and Feld, he researched legal issues, wrote legal documents and assisted firm associates and partners in preparation for litigation.

PRO CAREER

Mayhew played nine years in the NFL as a cornerback for Buffalo (1988), Washington (1989-92) and Tampa Bay (1993-96). He was the Bills' 10th-round selection in the 1988 NFL draft and was a starter on the Redskins' Super Bowl XXVI championship team.

SEMINOLE STANDOUT

He entered the League after graduating from Florida State with a bachelor of science degree in business management. While at FSU, he was a National Merit and Achievement Scholar and earned GTE CoSida Academic All-America honors. He was also a two-sport athlete, lettering on both the Seminoles' football and track teams. Between graduation and the draft, Mayhew was a corporate trainee at First Union National Bank in Charlotte, N.C.

OFF THE FIELD

Throughout his professional career, Mayhew has contributed to several community endeavors both as a player and as an executive. In 1993, while playing for Tampa Bay, Mayhew was given the Chelo Huerta Community Service Award, and the following year he was a nominee for the True Value Hardware Man of the Year. From 1995-96, Mayhew was the Bucs' United Way Spokesperson. Mayhew is a member of the Florida Bar and the Sports Lawyers Association. Additionally, Mayhew is a member of the Board of Trustees for the Henry Ford Museum and Greenfield Village.

For the past four years, he has hosted the Martin Mayhew Youth Football Coaching Academy for approximately 100 coaches from Think Detroit PAL. The purpose of the camp is to provide additional teaching and training tools for coaches so they can continue having a positive and long-lasting impact on the young lives they touch through youth football.

Mayhew and his wife, Sabrina, have a daughter, Sierra, and two sons, Ryan and Justin.



JIM SCHWARTZ

HEAD COACH

Year with Lions: 4
Years as NFL head Coach: 4
Years in NFL: 19



On January 16, 2009, the day he was named the Detroit Lions new head coach, Jim Schwartz immediately began implementing a methodical approach to his job—one he has maintained ever since.

"When you talk about changing culture, when you talk about improving the team, my mantra has always been and is always going to be a day-to-day approach," said Schwartz. "Let's get better today. Let's not worry about what's going to happen next week or a month from now. Let's worry about today. If you take care of today and get better every day, I believe you will achieve your ultimate goals."

From player development, to coaching schemes and ultimately to performance on the field, Schwartz's day-to-day process, executed with consistency and determination, has impacted every aspect of this football team. As a result, few teams in the NFL have improved as much as the Lions have over the past three seasons.

In Schwartz's third year, he led the Lions to 10 regular-season wins for the first time since 1995 and clinched a playoff spot for the first time since 1999. He became the eighth coach in the franchise's 78-year history to lead Detroit to the playoffs. Since 1962, only the 1991 squad won more (12) regular-season games than last year's Lions.

Supporting Schwartz's methodical approach is the fact the Lions have improved their record in each of Schwartz's three seasons, including four-win improvements in each of the past two seasons.

In fact, Schwartz last season became the first Lions head coach since Buddy Parker (1951-53) to improve the team's record in each of his first three seasons as head coach.

Schwartz, 46, provides a unique blend of coaching and player personnel experience to the Lions head coaching position. Having spent the past 19 seasons in the NFL—16 years as a coach and three in player personnel—Schwartz worked his way up from an entry-level football operations position with the Cleveland Browns in 1993 to being named the Lions Head Coach on January 16, 2009.

He began his NFL coaching career as a defensive assistant and quality control coach, progressed to position coach and then succeeded as a defensive coordinator for nearly a decade despite the constant nature of change in today's NFL.

Schwartz, now in his fourth season as the Lions head coach, is transforming the team by seeking talent based on what he commonly refers to as "multi-dimensional" players. He firmly believes the team's ability to adapt in all three phases and to tailor personnel to particular game strategies produces success.

CONSISTENT COACHING

Critical in the progress made thus far is Schwartz's insistence on building stability and consistency, and that starts with his coaching staff. This consistency impacts the team development and growth due to the player's extensive knowledge and familiarity of the schemes.

The 2012 season will mark the first time since 2000 the Lions will enter a season for the fourth-straight year with the same head coach along with defensive and offensive coordinators. Additionally, it is the third-straight season, a first since 2000, the Lions are led by the same head coach as well as defensive, offensive and special teams coordinators.

This consistency is nearly unparalleled in the NFL. The Lions will enter the 2012 season as the only team in the NFL led by the same head coach, defensive coordinator and offensive coordinator for the fourth-straight season. They are one of only three teams (New York Giants and Washington Redskins) that will enter the year with the same head coach and all three coordinators for the third-straight year.

Schwartz understands the importance of his coordinators. Following his hiring in 2009, Schwartz targeted two highly-regarded former head coaches, Gunther Cunningham (assistant head coach/defensive coordinator) and Scott Linehan (offensive coordinator) to assist him in Detroit. Combined, Cunningham and Linehan have 26 years of experience in the NFL as a coordinator or head coach. Since Schwartz added them to his coaching staff, each has implemented philosophies and schemes that not only fit Schwartz's insistence on adapting to personnel and strategies, but they also have provided sound player development. In 2010, Schwartz also added Danny Crossman, who previously spent five seasons as special team coach

for the Carolina Panthers, to the staff to lead the Lions' special teams units.

A COMEBACK SEASON

In many ways, 2011 was "the comeback season" as Schwartz and the Lions repeatedly won games in which they overcame huge deficits, some in historic fashion. Among the Lions' 10 wins, three were 17+ point comebacks, marking the first time in NFL history a team won three games after trailing by such a large margin.

Schwartz's team was also the first in NFL history with four 13+ point comeback wins. In Weeks 3 and 4, the Lions defeated the Minnesota Vikings 26-23 in overtime and the Dallas Cowboys 34-30 to become the first team in history with consecutive 20+ point comeback wins. At Dallas, the 20+ point come-from-behind win tied an NFL record for the largest comeback by a road team.

In fact, the two 20-point comebacks are two of the four biggest regular season comeback wins in team history.

The comeback wins were capped off in Week 15 when the Lions improved their playoff hopes by completing a comeback at Oakland after trailing 27-14 with 7:47 left to play in the fourth quarter.

While the comebacks provided the drama, the highlight of the season undoubtedly was the Lions return to the playoffs for the first time since 1999.

The 2011 Lions also produced some of the largest individual game and season point totals in team history.

For only the second time in team history and first since 1952, the Lions scored at least 45 points in three different games. In Week 2, the 48-3 win over Kansas City was the largest margin of victory in team history. The team's 45 points in a Week 8 win at Denver tied for the most scored by a Lions team on the road in franchise history. With a 49-point outing that produced a victory over the Carolina Panthers in Week 11, the Lions scored seven offensive touchdowns in a game for only the second time in team history.

Though 2011 may be remembered for the comebacks, Schwartz's Lions also started the season with five consecutive wins, marking the team's first 5-0 start since 1956 and only the third 5-0 start in franchise history (also in 1934).

The five wins to start 2011 combined with four wins to end 2010 gave the Lions a nine-game regular-season win streak, the longest by the team since 1953-54.

In the record books, Schwartz's team set a franchise record for points scored (474), total touchdowns (57), total yards (6,337) and net passing yards (4,914). The seven fumble and interceptions return touchdowns scored tied a franchise record set back in 1937.

Under Schwartz's guidance, no player represented the comeback more in 2011 than QB Matthew Stafford, who became the first Lions player named the AP Comeback Player of the Year. Injuries forced him off the field for most of 2010, but Stafford completed the most-historic passing year in team history and one of the finer ones in NFL history. He set team records in completions (421), completion percentage (63.5), passing yards (5,038), touchdowns (41), passer rating (97.2), attempts (663) and 300-yard passing games (8). Among all-time NFL leaders, his 2011 totals are third in attempts, fifth in completions, fifth in passing yards and tied for seventh in passing touchdowns.

Last year, WR Calvin Johnson was named All-Pro, and was selected as a starter in the Pro Bowl for the second consecutive year. Johnson set a new franchise record with 16 receiving touchdowns and had the second-most receiving yards (1,681) in team history. Johnson caught two touchdowns in each of the first four games and became the first player in NFL history to accomplish that feat.

Offensive records were also set by third-year TE Brandon Pettigrew who set team single-season records by a tight end in receptions (83) and receiving yards (777).

The team's defense continued to improve and become the aggressive defense Schwartz envisions. The unit finished third in the NFL in takeaways (34), first in fumble and interception return touchdowns (7), fourth in forced fumbles (17), third in opponent fumble recoveries (13) and fifth in interceptions (21). The Lions five interception return touchdowns were also a League-high in 2011.



A key to Schwartz's defensive approach is limiting opportunities, especially on third down. The Lions finished third in the NFL in third down defense (32.7 pct.) and first in defensive efficiency on third- and fourth-and-1 plays (11-of-29, 37.9 pct.).

The defensive line continued to prove its prowess as one of the best in the NFL. Among defensive lines, the Lions' 35 sacks ranked fourth in the NFL. DE Cliff Avril led the team with 11 sacks and became just the sixth player since 1982 to register 10+ sacks, while also returning both a fumble and an interception for touchdowns. His seven forced fumbles tied for the League lead in that category.

Combined, the Lions ranked fourth in the NFL with a +11 turnover margin (34 takeaways, 23 giveaways).

Like every other step, 2011 was important for the Lions. However, Schwartz continues to focus on getting better day-by-day.

"It was an important year for us," said Schwartz. "But I wouldn't necessarily classify it as a good year. Our expectations are high. It was important getting to the playoffs, something that hadn't been done for a long time. That was an important step."

"Going to the playoffs is a big step but that is obviously not our end game or something that is the last thing we want to accomplish."

SECOND-SEASON IMPROVEMENT

In 2010, Schwartz led one of the most-improved teams in the NFL. The Lions finished the season as the only NFC team, and one of four in the NFL, to end the season on a four-game winning streak. Included in those four wins was a 7-3 victory over the Super Bowl Champions Green Bay Packers. That four-game win streak was the first for the Lions since 1999 and it marked the eighth time in team history the team ended with at least four-straight wins, with the last occurring in 1995.

Detroit joined the New York Giants, San Diego Chargers and Tampa Bay Buccaneers as the only teams in the NFL to improve in all three key offensive and defensive League rankings (total, rushing and passing) compared to 2009.

On offense, the Lions scored 100 more points (third-most improved scoring offense), gained 639 more yards (fourth-most improved offense) and passed for 642 more yards (fifth-most improved) in 2010 than they did in 2009.

As the team progressed in total offense, so did its efficiency in the Red Zone. The Lions were second in the NFL in Red Zone Efficiency converting 29 touchdowns in 45 trips (64.4 percent). With 12 more touchdowns than the previous year, Detroit's offense was the third-most improved unit in Red Zone touchdowns, and they scored the third-highest improvement with 82 more points in the Red Zone.

Injuries at quarterback forced the team to start Stafford, Shaun Hill and Drew Stanton in at least three games each in 2010. The team's passers combined for third in the NFL in completions (383) and attempts (633), 12th in gross passing (4,001) and tied for 11th in touchdowns (26). For the first time in team history, three quarterbacks each registered 20-or-more attempts and a passer rating of 90.0 each in two games during the same season. Each quarterback attempted 90 passes on the season and the team combined for a passer rating of 82.0, marking the first time since the 1993 Miami Dolphins that a team had three quarterbacks each attempt 90 passes in a season and finish with an 80.0 passer rating. The quarterback unit also produced 26 touchdown passes and 16 interceptions for a +10 difference, and Detroit became the first team since Philadelphia in 1993 to start three quarterbacks in a season and compile a +10 TD to interception ratio.

Besides the quarterback play, production and improvement was across the board on offense. Johnson was second in the NFL with 12 receiving touchdowns and ninth in receiving yards (1,120). The offensive line allowed only 27 sacks (tied for sixth-lowest in NFL) as the team threw the third-most pass attempts in the League. Their sacks-per-pass ratio (4.09) was the fifth lowest and the third-lowest allowed by a Lions squad since 1960. In just his second season, Brandon Pettigrew set team single-season records for Lions' tight ends with 71 receptions and 722 receiving yards. Pettigrew also finished third among NFL tight ends in receptions. Pettigrew and TE Tony Scheffler combined for the second-most catches (116) among NFL tight end duos. In the backfield, rookie RB Jahvid Best set a team rookie record with 58 receptions, led the team in rushing and became the first NFL rookie to score five touchdowns in their first two games since Lions RB Billy Sims in 1980.

Defensively, the Lions featured the most-improved unit in all of the NFL—the defensive line. The rebuilt unit featured starters DE Kyle Vanden Bosch (unrestricted free agent acquisition), DE Cliff Avril, DT Corey Williams (acquired by trade), and rookie DT Ndamukong Suh (selected second overall in 2010 NFL Draft). Suh earned Defensive Rookie of the Year and All-Pro honors, and he was named a starter in the Pro Bowl as a rookie. Though opponents threw the ball less

against the Lions than they did in 2009, the Lions picked up 18 more sacks, which accounts for a 3.28 percent increase from the previous season for the ratio of sacks per pass plays.

Of the Lions' 44 sacks, 39 were attributed to the defensive line, 23.5 more than the Lions defensive line accounted in 2009—the most improvement among any defensive line unit in the NFL. The line was also the most-improved unit in the League in regard to sack yardage and the group was responsible for 179 more yards of sack yardage.

On his way to capturing numerous post-season accolades, Suh dominated during his rookie season when he led all rookie and all defensive tackles with 10 sacks, and led all defensive tackles with 66 tackles. He also tackled on an interception and returned a fumble for a touchdown. He set the Lions' rookie sack record and became only the second rookie defensive tackle in the NFL to record 10 sacks since the sacks became an official stat in 1982.

The team's defense improved overall as a unit as well. In defending the pass, the defense was the most-improved unit in the NFL allowing 751 fewer yards (46.9 yards per game) than in 2009. It was also the NFL's most-improved unit in points allowed giving up 125 points less (7.8 points per game) than the year before. In total yards allowed, it was the fourth-most improved defense yielding 777 yards less than in 2009.

Among the team's defensive highlights in 2010 occurred during the team's four home victories. In those four wins, the defense allowed a total of two touchdowns, and it did not yield a touchdown in wins vs. St. Louis (10/10), Green Bay (12/12) and Minnesota (1/2).

The improvement was not only produced on offense and defense, but there was significant progress on the team's special teams units in virtually every aspect. KR Stefan Logan, who earned Pro Bowl alternate honors, was one of those catalysts as the team's kick returner. Detroit had the League's third-best improvement on kickoff returns, gaining 3.5 yards per return more in 2010. Logan finished second in the NFL in total kick return yards (1,810) and was the only player to finish in the Top-5 in both kickoff return average (26.8) and punt return average (12.1). Logan tied a franchise record with a 105-yard kickoff return in the team's win over St. Louis (10/10).

With respect to the cover units, the Lions were much improved in that area as well. The team's kickoff return unit allowed 2.7 yards less per kickoff return last year (fourth-best improvement). S John Wendling, who was also named an alternate to the Pro Bowl as a special teamer, led the entire NFL with 24 special teams tackles.

Schwartz's kicking units also persevered in the second half of the season as the team continued to produce despite missing K Jason Hanson for the most extended time in his 19-year career. Dave Rayner stepped in for Hanson and nailed 13-of-16 field goals (81.3 pct.) in the team's final eight games, including his final seven attempts. Rayner was critical to the Lions' win at Tampa Bay in December as he became the first kicker in team history to hit a field goal on the final play of regulation and then win the game in overtime on a game-winning kick. During the team's four-game win-streak, Rayner was 6-of-7 on attempts, with his only miss coming on a 55-yard attempt.

Additionally, the across-the-board improvement was shown in the team's ability to secure the football and generate turnovers. In 2010, Detroit registered 29 takeaways and 25 giveaways for a +4 turnover margin and had a difference of +22 in turnover margin when comparing the past two seasons—the biggest improvement in the NFL.

The Lions were the most improved team in terms of giveaways as well, as they gave the ball away 16 fewer times than they did in 2009. Among those giveaways, 16 occurred via interception, an improvement of 16 picks less compared to 2009 (32). They were the second-most improved club in terms of throwing interceptions and one of only two teams to throw at least 10 interceptions less than the year before. They accomplished that while starting three different quarterbacks.

While the Detroit Lions made the 2010 season notable for the franchise's overall improvement, Schwartz understood that the most important element is winning more games. "Nothing is going to detract or take us away from where we're going as a team," Schwartz remarked just prior to the team's four-game winning streak last season. "This team has great things ahead of it. There is no question in any one of our minds that this team has great things ahead."

TITAN TOUCH

Before his tenure in Detroit began in 2009, Schwartz spent 10 seasons with the Tennessee Titans, including eight (2001-08) as defensive coordinator. While with the Titans, he worked under Head Coach Jeff Fisher, one of the most successful coaches in the NFL for 16 seasons. In 2008, Schwartz's defense guided the Titans to an NFL-best 13-3 record and an AFC South title. The Titans' defense finished in the top 10 in several key defensive categories, including: defensive points allowed (third, 14.2), total yards allowed (seventh, 293.6),



EXECUTIVES & COACHING

Detroitlions.com
Media.Detroitlions.com

rushing yards allowed (sixth, 93.9), passing yards allowed (second, 161.0), third down percentage allowed (6th, 35.0) and sacks (fifth, 44).

Tennessee's defense was one of only six teams to finish among the top 10 in the league in both rushing yards and passing yards allowed.

As the Titans' defensive coordinator, Schwartz's defensive unit held firm in two major categories that factored significantly in the team's overall success: rushing defense and third down conversion. From 2001-08, Tennessee ranked fifth in rushing yards allowed per game (103.5) and sixth in third-down conversion (36.1). The Titans allowed just nine 100-yard rushers in 64 home games.

During his tenure as defensive coordinator, the Titans claimed two AFC South titles (2002 and 2008), earned two other AFC Wild Card spots (2003 and 2007), and in four seasons finished with 10 or more wins, including 2002 (11-5), 2003 (12-4), 2007 (10-6) and 2008 (13-3).

In Schwartz's last two seasons (2007-08) in Tennessee, the Titans claimed 23 wins - one of only three teams (New England and Indianapolis - with 23-or-more wins, and their winning percentage of .719 (23-9) was the third-best in the NFL. From 2006-08, their record was 31-17 (.646) - tied for the fourth-best record in the league.

The Titans' 2007 defense helped rejuvenate the team and led the team's return to the playoffs. Among the NFL's rankings, Schwartz's defensive unit completed the season among the league best in the following categories: total yards allowed (fifth, 291.6), rushing yards allowed (fifth, 92.4), passing yards allowed (tenth 192.2), defensive points allowed (17.3, seventh), first down yards per play allowed (4.34, first), sacks (40, seventh) and takeaways (34, sixth).

The Titans limited three teams in 2007 under 200 total offensive yards, and All-Pro RB LaDainian Tomlinson was held to the lowest rushing total of his career (42) with 20 or more carries in the Titans' playoff game at San Diego.

Schwartz managed a defense that, much like the rest of Tennessee's team, was in transition during the 2005 and 2006 seasons. That unit replaced seven regular starters from the 2004 squad with new and, often younger, talent. Schwartz's defense held their own throughout the process, and one example of that was when Tennessee held the Super Bowl Champion Indianapolis Colts high-powered offense in 2006 to a combined 31 points in both games, the lowest tally allowed by a Colts division opponent in the history of the AFC South.

In 2005, the Titans' defense was one of the youngest defenses in the NFL with their average years of experience being only 3.5 years. That defense included two starting rookie cornerbacks for only the second time in the team's 46-year history, and the unit ranked eighth in third down percentage allowed (35.5), ninth in sacks (41) and second in three-and-out drives (31.3 pct.).

For just the second time in franchise history, and first since 1993, Schwartz put together a defense that finished first in the NFL in rushing defense. Finishing in the top 10 in rush defense extended the team's streak of nine consecutive seasons ranked in the top 10. That nine-year streak was also the longest streak in the league at the time.

As remarkable as it was for the Titans' defense to finish first in rushing yards allowed, it was even more remarkable of a feat considering the talented rushers they faced nearly week-in and week-out. That year, the Titans faced eight (total of 10 games) of the NFL's top 13 rushers who combined for 12,018 yards on the season. The Titans' defense dominated the league's leading rusher, Ravens RB Jamal Lewis who rushed for over 2,000 yards that season, in the AFC Wild Card game as the team held Lewis to just 35 yards. It was Lewis' second-lowest career single-game rushing tally as a starter in the NFL through that year.

Combined with the stellar rushing defense was the team's strong effort on third down, once again proving a common theme of Schwartz's defense, as the Titans led the NFL by allowing an opponent conversion percentage of 27.7. It was the lowest in franchise history and the lowest in the NFL since 1998 (Oakland Raiders, 26.3).

The Titans defense also ranked fourth in the AFC in red-zone defense (43.9 pct.), fifth in the AFC in takeaways (34) and it recorded the most interceptions (21) by a Titans defense since 1995.

In just his second-year as the Titans defensive coordinator, Schwartz's defense finished in the top 10 as they persevered through a season which they lost All-Pro DE Jevon Kearse to injury and added six new defensive starters. In 2002, the Tennessee defense finished fifth overall in defensive points allowed (282).

Prior to his eight seasons as the Titans' defensive coordinator, Schwartz was the Titans' linebackers coach, where he also coordinated the team's third down package in 2000. That year, the Titans led the NFL in opponent third down efficiency by allowing a league-low 30.8 percent. He also was instrumental in the integration of newly-acquired linebacker Randall Godfrey into the Titans' defensive scheme, as he set career highs in tackles (169) and interceptions (2).

Schwartz originally joined the Titans in 1999 as defensive assistant/quality control. That season, the team claimed the AFC Championship and earned a berth in Super Bowl XXXIV.

PRO FOOTBALL

Schwartz's first job in the NFL was with Cleveland Browns from 1993-95, where he worked in the Browns player personnel department, serving as both a college and pro scout. During his time with the Browns, he also assisted Head Coach Bill Belichick and the coaching staff with film breakdown and scouting reports.

After the Browns moved to Baltimore following the 1995 season, Schwartz made the transition from player personnel to coaching, spending three years (1996-98) as a defensive assistant/quality control coach and also coaching the outside linebackers.

COACHING IN THE COLLEGE RANKS

In addition to his pro coaching and scouting experience, Schwartz worked on the college level for four years before moving on to the NFL. He began his coaching career as a graduate assistant coach at the University of Maryland, tutoring the Terrapins' linebackers from 1989-90 and then served as graduate assistant at the University of Minnesota (1990-91). He became a position coach in the secondary at North Carolina Central (1991-92) before moving to Colgate (1992) as linebackers coach.

COLLEGE ON GRIDIRON

The Baltimore, Md., native was a four-year letter winner as a linebacker at Georgetown University, where he earned a degree in economics. He received Distinguished Economics Graduate honors at Georgetown, and in 1989 he earned numerous honors that include Division III CoSIDA/GTE Academic All-America, All-America and team captain.

OFF THE FIELD

In the community, Schwartz supports the Juvenile Diabetes Research Foundation International and stresses the importance of giving back through entities like Detroit Lions Charities. For the past four years, Schwartz served as chairman of the Detroit Lions Invitational Golf Tournament, and he was the co-chairman for the past two Lions Celebrity Bocce Ball Tournaments. In June 2012, Schwartz and the Lions launched the team's first-ever Detroit Lions/Kevin VanDam Charity Fishing Tournament presented by Bass Pro Shops that support both Detroit Lions Charities and Kevin VanDam Charities.

Schwartz and his wife, Kathy, have twins Christian and Allison along with a younger daughter Maria.

SCHWARTZ'S HEAD COACHING RECORD

REGULAR SEASON

Year	Team	G	W	L	T	Pct	Result
2009	Detroit Lions	16	2	14	0	.125	4th NFC North
2010	Detroit Lions	16	6	10	0	.375	3rd NFC North
2011	Detroit Lions	16	10	6	0	.625	2nd NFC North
Totals		48	18	26	0	.375	

POSTSEASON

Year	Team	G	W	L	T	Pct	Playoff Berth
2011	Detroit Lions	1	0	1	0	.000	NFC Wild Card
Totals		1	0	1	0	.000	

OVERALL

	G	W	L	T	Pct
Regular Season	48	18	26	0	.375
Postseason	1	0	1	0	.000
Totals	49	18	27	0	.367

SCHWARTZ'S COACHING BACKGROUND

Detroit Lions	2009-
Head Coach	2009-
Tennessee Titans	1999-2008
Defensive Coordinator	2001-08
Linebackers Coach/Third Down Package	2000
Defensive Assistant	1999
Baltimore Ravens	1996-98
Defensive Assistant	1996-98
Cleveland Browns	1993-95
College/Pro Scout	1993-95
Colgate University	1992
Linebackers	1992
North Carolina Central	1991
Secondary	1991
Minnesota	1990
Graduate Assistant	1990
Maryland	1989
Graduate Assistant	1989



GUNTHER CUNNINGHAM

ASSISTANT HEAD COACH/ DEFENSIVE COORDINATOR

**Year with Lions: 4
Years in NFL: 31**



Cunningham is a 43-year coaching veteran on the college and pro levels, including the past 30 seasons in the NFL. He has been a defensive coordinator in the league for 13 seasons and a head coach (Kansas City, 1999-2000) for two. Cunningham has also worked with linebackers and defensive linemen for 16 of his seasons in the pros. As a coach in the NFL, Cunningham has earned the respect of both his peers and players for his intense and straightforward approach to coaching. He is known as a strong motivator who emphasizes the importance of an aggressive and hard-hitting defense. Additionally, Cunningham also brings the elements of being a talented defensive teacher and tactician.

LIONS COACHING HIGHLIGHTS:

The 2011 edition of the Detroit Lions defense excelled in two key areas: third down efficiency and takeaways.

- Detroit ranked at the top of the NFL in third-down efficiency. The Lions allowed 67 third-down conversions, which was tied for the fewest in the League (New Orleans), and held opponents to a third-down conversion percentage of 32.7 which was the third-best in the NFL.
- The Lions' 34 takeaways were tied for third in the NFL in 2011.
- They were fifth in the NFL with 21 interceptions which was also the most by the team since it registered 25 in 2000.
- The defense tied for fourth in the League with 17 forced fumbles and was third with 13 recoveries – two of which were returned for touchdowns.
- On defense, the Lions scored seven return touchdowns off interception and fumble returns which tied a single-season franchise record that was set in 1937.
- Five interception return touchdowns were the second-most in team history (six in 1967), and the Lions tied for a League high.
- In 2010, the Lions had one of the most improved defenses in the NFL. Detroit was one of six teams to improve their overall total defense ranking by 11 spots (32 in 2009 to 21 in 2010), and they were one of just three teams to improve their pass defense by 16 (32 in 2009 to 16 in 2010).
- In the passing game, the defense was the most-improved unit in the NFL in 2010, allowing 751 less yards (46.9 yards per game) than in 2009.
- Detroit was also the most-improved defensive unit in the League in points allowed in 2010 with 125 points fewer (7.8/game) than the previous season.
- The Lions' defense was the NFL's fourth-most improved unit in regard to total yards allowed, giving up 777 yards less than in 2009, which equates to 48.6 less yards per game.

The Lions defense has been built around young playmakers and improved by quality veterans. Cunningham believes in putting tremendous pressure on opponents upfront, and the team's front four, led by All-Pro DT Ndamukong Suh and 12-year veteran DE Kyle Vanden Bosch, is beginning to make its mark in the League. That unit will continue to lead the way for the Lions' defense in the foreseeable future.

The success by a defense many times can be measured by pressure and turnovers. Cunningham's defense in 2011 registered 41 sacks and 34 takeaways. These elements continue to improve as the team adds talent to all three units on defense.

From, 2004-08, Cunningham served as the Kansas City Chiefs defensive coordinator during his second stint with the organization. In 2008, he also coached the team's linebackers as the Chiefs' defense began a transition with six new starters and endured numerous injuries throughout the season. From 2004-07, his imprint on the defense was prevalent in several areas.

In 2007, Cunningham's defense ranked in the top five in nine different defensive categories, including a league-high in third-down defense (30.2 pct.), negative plays forced (121) and 10+ play drives (1). The Chiefs ranked second in allowing touchdowns on defensive possessions (37.2 pct.) and in Red Zone defense (37.2 TD pct.). Kansas City was third in the league by allowing just 28 offensive touchdowns,

the lowest tally for the team since 1997. The defense allowed 18.6 offensive points per game, the lowest for the Chiefs since 1999.

Overall, Kansas City's pass defense ranked fifth in the NFL in 2007 allowing only 188.9 yards per game. They also tied for fifth in three-and-outs forced (47) and first downs allowed (278).

After just two seasons following his return to Kansas City, Cunningham improved the Chiefs rushing defense that ranked 30th in the league in 2003 (146.5 yards allowed per game) to seventh in the NFL in 2005 (98.1 yards allowed per game). The 98.1 rushing yards allowed per game was the lowest the Chiefs yielded since 1997. In 2005, the Chiefs were ninth in Red Zone defense (46.7 TD pct.) after ranking 27th the previous season. They also tied for the second highest tally of forced fumbles that year with 33.

In 2004, Cunningham improved the team's defense as Kansas City tied for seventh in the NFL with 41.0 sacks, the club's best total since 2000, Cunningham's last year as Kansas City's head coach.

Cunningham coached alongside Schwartz at Tennessee (2001-03) under Head Coach Jeff Fisher. Cunningham served as the Titans' assistant head coach/linebackers. In those three seasons, the Titans defense helped the franchise earn two playoff berths. From 2001-03, the Titans led the league in rushing yards allowed (86.5 yards per game) and were third in opponent's third down percentage (33.6). In 2003, Tennessee's defense led the NFL in both rushing defense (80.9 yards per game) and opponent's third-down percentage (27.7). That year, LB Keith Bullock earned a spot in the Pro Bowl under Cunningham's tutelage as his position coach.

As head coach for the Kansas City Chiefs from 1999-00, Cunningham compiled a 16-16 (.500). In 1999, the Chiefs were 9-7 and tied with the Seattle Seahawks with the best record in the AFC West but lost out on a playoff tie-breaker. Cunningham became the first coach in Chiefs' history to claim nine wins in his first season as Chiefs' head coach. In 1999, the Chiefs led the NFL with a +21 turnover margin and set a team record by scoring nine defensive touchdowns. In his two seasons, his club was 4-0 against Denver and defeated the defending Super Bowl Champion St. Louis Rams October 20, 2000 54-34 in a high-scoring affair.

As defensive coordinator for the Chiefs from 1995-98, the defense was a key cog in Kansas City compiling a 42-22 (.656) record, including a 23-9 record (.719) against the AFC West. In those four seasons, the Chiefs allowed a NFL-low in offensive points (16.4 points per game), and led the league in scoring defense during the 1995 (15.1 points per game) and 1997 (14.5 points per game) seasons. Cunningham's defenses were critical in Kansas City producing an AFC-best +30 turnover margin from 1995-98, as they were responsible for 127 takeaways. They also scored 77 points on 10 touchdowns and four safeties. The Chiefs produced 172.0 sacks over those four years, a total which ranked third in the AFC and sixth in the NFL over that span.

The 232 points allowed by the Chiefs in 1997 was a franchise record for a 16-game season. That season, they set a NFL record, previously held by the 1934 Detroit Lions, by not permitting a second half touchdown in 10 consecutive games. They led the AFC in interceptions (21) and total takeaways (34), and ranked second among NFL team in opponents' third-down percentage (31.6). Kansas City's 54.0 sacks in '97 were the second-highest total in team history, leading the AFC and ranking third in the NFL.

In '95, Kansas City's defense was even better in terms of actual offensive points allowed as opposing offenses scored an average of just 12.9 points per game, and they were ranked second in the entire league by allowing just 284.3 yards per game. They also ranked third in rushing defense (82.9 yards per game). Additionally, the Chiefs led the league in scoring defense, turnover margin (+12), touchdowns allowed (23) and yards allowed per play (4.3).

Cunningham not only has compiled great defensive units, but he has coached and mentored several Pro Bowl and All-Pro players. He has shared a special bond as a mentor to the late, great nine-time Pro Bowl LB Derrick Thomas, who concluded his illustrious career as the all-time leading sack artist in Chiefs history with 126.5 QB takedowns. Cunningham served as Thomas' position coach in '97,



helping him earn his final Pro Bowl invitation. He also coached DE Neil Smith (second in Chiefs history with 86.5 sacks) and DE Jared Allen, who earned his first spot in the Pro Bowl after the 2007 season when he led the league in sacks with 15.5. Another defensive lineman who excelled under Cunningham was DT Dan Saleaumua. He was named to the Pro Bowl in 1995 after anchoring the team's defensive front.

In the secondary, CB Dale Carter and CB James Hasty were the most formidable cornerback tandem in Chiefs history, as they combined for six Pro Bowl berths, and each intercepted 21 passes.

Prior to his arrival in Kansas City, Cunningham spent four seasons (1991-94) with the Los Angeles Raiders, as linebackers coach (1991), defensive coordinator (1992-93) and defensive line coach (1994). As the Raiders defensive coordinator, his defense ranked ninth in the NFL both seasons, and they allowed a NFL-low 11 touchdown passes in 1992.

Cunningham was the San Diego Chargers defensive line coach for six seasons (1985-90) after originally being hired by the team's player personnel department. During those six seasons, the Chargers led the AFC in sacks three times and garnered a club record 62.0 in 1986. As the defensive line coach, he developed DE Lee Williams and DE Leslie O'Neil into Pro Bowl players.

In 1982, Cunningham entered the NFL coaching ranks when he joined the Baltimore Colts coaching staff, learning from the late Bud Carson. He was the team's defensive line/linebackers from 1982-84. His previous pro coaching experience was with the defensive line/linebackers coach for the CFL's Hamilton Tiger-Cats in 1981 with head coach Frank Kush who also hired Cunningham in Baltimore.

As a college coach, Cunningham's last stop was at California. Cunningham coached the Bears defensive line from 1979-80, the linebackers in 1978 and secondary in 1977.

Prior his stop in Berkeley, Cunningham coached at the Stanford Cardinal from 1973-76. He was hired by Head Coach Jack Christensen, a Hall of Fame defensive back for the Detroit Lions in the 1950s and a member of the Lions 75th Season All-time Team. While at Stanford, he coached the defensive line from 1974-76 and was the assistant offensive line and freshmen coach during his first year in 1973.

Cunningham worked at the University of Arkansas in 1972 on a staff headed by Frank Broyles that included Joe Gibbs and Raymond Berry.

In 1969, Cunningham began his coaching career at the University of Oregon, his alma mater. He was with the Ducks program for three years from 1969-71 where he began his longtime relationship with another noted defensive coach, George Seifert. Cunningham was a graduate of Oregon and was a linebacker and kicker for the Ducks from 1966-68.

Cunningham played his prep football at Lompoc High School in Lompoc, California. He was then recruited to play at Allan Hancock College by Hall of Fame coach John Madden. Madden left the school prior to Cunningham's freshman year and was replaced as head coach by Ernie Zampese.

Cunningham, who became a naturalized U.S. citizen on April 6, 2010, is just one of four foreign-born individuals in league history to ever serve as an NFL head coach, joining Hugo Bezdek (Cleveland Rams, 1937-38), Jock Sutherland (Pittsburgh, 1946-47) and Al Saunders (San Diego, 1986-88). Born in Munich, Germany, he moved to Greenfield, Mass., at the age of 10 in 1956 with his mother Katharina and his adoptive father, Air Force Sergeant Garner Cunningham.

Cunningham and his wife, Ren , have two children, Natalie and Adam.

CUNNINGHAM'S BACKGROUND

Detroit Lions	2009-
Assistant Head Coach/Defensive Coordinator	2009-
Kansas City Chiefs	2004-08
Defensive Coordinator/Linebackers.....	2008
Defensive Coordinator	2004-07
Tennessee Titans	2001-03
Assistant Head Coach/Linebackers	2001-03
Kansas City Chiefs	1995-2000
Head Coach.....	1999-2000
Defensive Coordinator.....	1998
Defensive Coordinator/Linebackers.....	1997
Defensive Coordinator.....	1995-96
Los Angeles Raiders	1991-94
Defensive Line.....	1994
Defensive Coordinator.....	1992-93
Linebackers	1991
San Diego Chargers	1985-90
Defensive Line.....	1985-90
Baltimore/Indianapolis Colts	1982-84
Defensive Line/Linebackers.....	1982-84
Hamilton Tiger-Cats (CFL)	1981
Defensive Line/Linebackers.....	1981
California	1977-80
Defensive Coordinator/Defensive Line.....	1979-80
Linebackers	1978
Defensive Backs	1977
Stanford	1973-76
Defensive Line.....	1974-76
Assistant Offensive Line/Freshmen.....	1973
Arkansas	1972
Defensive Line.....	1972
Oregon	1969-71
Defensive Line.....	1969-71

**SCOTT LINEHAN****OFFENSIVE
COORDINATOR**Year with Lions: 4
Years in NFL: 11

Linehan begins his fourth season as the Lions' offensive coordinator after joining the club in 2009. He is now entering his 11th season as a NFL coach, going on 23 years of coaching experience.

LIONS COACHING HIGHLIGHTS

Last season, Detroit's offense established new franchise standards while breaking team records in total yards (6,337), yards per game (396.1) and net passing yards (4,814). The Lions finished fifth in the NFL in total offense and fourth in passing offense.

- The team's fifth overall ranking in total offense in 2011 was the Lions highest since it finished second in the NFL in 1997. By ranking fourth in passing offense, it is the highest for the team since it was second in the NFL in 1995.
- The Lions 474 points scored during the 2011 regular season are the most in team history, breaking the team record (436) set in 1995.
- Linehan's work with QB Matthew Stafford began to show dividends in 2011 as he set franchise passing records for yards (5,038), touchdowns (41), completions (421) and attempts (663). Stafford also established the team's all-time best single-season completion percentage (63.5) and passer rating (97.2). Based on NFL qualifier of minimum 244 attempts.
- Stafford's numbers also ranked among the best in NFL history: 4th quarterback to throw for more than 5,000 yards in a single season; 5th most yards (5,038); 7th most touchdowns (41); 5th most completions (421) and 3rd most attempts (663).
- Stafford was one of three NFL quarterbacks, along with Saints QB Drew Brees and Patriots QB Tom Brady, to finish 2011 in the top five of all six major passing categories: 3rd in yards (5,038); 3rd in touchdown passes (41); 5th in quarterback rating (97.2); 5th in completion-percentage (63.5); 1st in attempts (663); 2nd in completions (421).
- In 2010, the Lions were one of just seven teams to improve at least nine positions in total offense from 2009, as they went from 26th to 17th. In the passing game, they were one of just three teams to improve their ranking by nine spots (21 in 2009 to 12 in 2010).
- Detroit had the third-most improved scoring offense in the NFL, scoring 100 more points than they did in 2009, which accounted for an average of 6.3 more points per game.
- The Lions had the fourth-most improved offense in the NFL in 2010, gaining 639 more yards than they did in 2009 (39.9 more yards per game).
- The Detroit offense was the third-most improved unit in Red Zone touchdowns with 12 more touchdowns in 2010 than 2009. That equates to a 17.2 percent difference, which made the Lions' offense the second-most improved unit in Red Zone touchdown percentage as well.
- Detroit had the fifth-highest increase of Red Zone possessions in the League. The Lions had 45 red zone possessions in 2010 compared to 36 in 2009.

In 2009, his first season directing the Lions offense, Linehan focused on implementing a versatile offensive attack along with the maturation of the team's young, talented offensive players.

Working directly with the team's quarterbacks, Linehan was instrumental in the growth of rookie quarterback Matthew Stafford, who became one of the youngest players to ever start the season at quarterback in the NFL. Stafford steadily progressed with each outing until injuries slowed him down toward the end of the year. Stafford finished the season ranking near the top of almost every franchise rookie passing record, including first in touchdown passes (13) and second in yards (2,267), completions (201) and completion percentage (54.1) despite starting only ten games.

Linehan joined the Lions coaching staff after spending three seasons (2006-08) as the head coach of the St. Louis Rams.

As a first-time NFL head coach, Linehan quickly put his stamp on the Rams in 2006 via the ground game, giving the ball to RB Stephen Jackson 346 times in 2006 – the most by a St. Louis player in 20 seasons. Jackson finished the year with 1,528 rushing yards (3rd, NFC), 105 first downs (1st, NFC) and 2,334 all-purpose yards (1st,

NFL), earning his first-career Pro Bowl appearance. Jackson averaged 21.0 carries per game over Linehan's three-year span with the Rams compared with 16.9 carries per game in 2005 and established himself as one of the NFL's big running threats.

Other Rams saw career bests under Linehan. QB Marc Bulger passed for a career-best 4,301 yards in 2006, setting franchise records with a 1.4 interception percentage and 588 passing attempts. His 370 completions for 24 touchdowns were also second in Rams' history. That season, WR Torry Holt and WR Isaac Bruce finished with 1,188 and 1,098 yards, respectively, combining for 167 pass receptions.

In addition to his three seasons as a NFL head coach, Linehan brings four years of league experience as an offensive coordinator. He spent the 2005 season with the Miami Dolphins, improving the team's total offense from 4,960 yards (29th, NFL) in 2004 to 5,198 yards (14th, NFL) in 2005 and bettering the run game from 402 rush attempts (31st, NFL) in 2004 to 444 (12th, NFL) in 2005.

That year, the Dolphins' two primary running backs – Ronnie Brown and Ricky Williams – combined for 1,650 rushing yards and 10 rushing touchdowns. WR Chris Chambers earned his first-career Pro Bowl appearance under Linehan, finishing with 82 catches for 1,118 yards and 11 touchdowns, marking his only 1,000-yard season.

Linehan broke into the League as an offensive coordinator/quarterbacks coach with the Minnesota Vikings in 2002, helping the franchise to some of its best offensive seasons to date, ranking second, first and fourth from 2002-04. During his tenure, the Vikings compiled a franchise-best 36 consecutive games of 300-yards-or-more of total offense (2002-04) and, in 2004, compiled a franchise-best five games of 400-yards-or-more of total offense.

In Vikings history, his offenses also rank first and second in total yards (6,339 yards, 2004; 6,294 yards, 2003), first and second in first downs (351, 2004; 350, 2002), second and third in touchdowns (51, 2003; 50, 2004), second in points (416, 2003), first in passing first downs (225, 2004), first in rushing touchdowns (26, 2002) and second and third in rushing yards (2,507 yards, 2002; 2,343 yards, 2003).

Minnesota's top offensive players had some of their best years under Linehan, including QB Daunte Culpepper and WR Randy Moss, who each had career years while he was with the Vikings. Moss became the team's featured "big man" in 2002 after the departure of WR Cris Carter, starting 45 games over that span and garnering two Pro Bowl selections (2002, 2003) under Linehan.

Moss finished with 106 catches for 1,347 yards and seven touchdowns in 2002 while his 111 receptions for 1,632 yards in 2003 remain personal bests. He also tied a career high in 2003 with 17 touchdowns, a personal best he held until he brought in 23 in 2007 with New England.

Culpepper also had some of his best seasons with Linehan calling the plays, including a career year in 2004. That year, his second Pro Bowl season, Culpepper finished with a passer rating of 110.9 for the fourth-highest in NFL history and his 69.2 completion percentage (379-of-548), league-leading 4,717 passing yards, 8.6 yards per play average and 39 touchdowns still mark career bests.

Linehan was able to effectively utilize the Culpepper-Moss tandem over his three seasons with the Vikings, bettering the team's total points to 390, 416 and 405, respectively, after Minnesota scored 290 points in 2001. He maintained the team's solid performance through the air, as the offense ranked 9th, 4th and 2nd, respectively, throughout his three seasons.

But even with the dynamic passing game, Linehan also made significant improvements to the team's running game. Prior to his arrival in 2001, the Vikings finished 25th in the league with 376 rushing plays for 1,609 yards (4.3 average). In 2002, Linehan helped the Vikings to the league's top ground game, finishing with 473 rushing plays for 2,507 yards (5.3 average).

That year, Minnesota's running game was led by Michael Bennett, who earned his first Pro Bowl selection following the 2002 season. He finished the year 11th in the NFL in rushing with a career-best 1,296 yards – his only 1,000-yard performance to date – on 255 attempts. In 2003, Linehan utilized a trio of runners – Moe Williams, Oterio



Smith and Bennett – to finish third in the League in rushing with 493 rushing plays for 2,343 attempts.

Linehan coached collegiately for 13 years on teams that played in seven bowl games and won five conference titles: one Pac-10, two Conference USA and two Big Sky. Five of Linehan's quarterbacks were drafted by NFL teams: Louisville's Chris Redman and Dave Ragone, Washington's Brock Huard and Marques Tuiasosopo and Idaho's Doug Nussmeier.

He was the offensive coordinator/quarterbacks coach at Louisville from 1999-2001, coaching the team to three bowl games and becoming the first Conference USA team to win consecutive league championships. A Louisville quarterback earned Conference USA Player of the Year honors in each of Linehan's three seasons.

Prior to his time in Louisville, Linehan spent five years at the University of Washington (1994-98), advancing to four bowl games and winning the 1995 Pac-10 title. He also spent four total seasons at Idaho, his alma mater, as the offensive coordinator/quarterbacks coach (1992-93) and as the wide receivers coach (1989-90) and Linehan spent one season at Nevada-Las Vegas (1991) as the quarterbacks coach. While a coordinator with Idaho in 1993, the Vandals led the nation in scoring (47.5 points per game) and total offense (532 yards per game).

Linehan was a quarterback for Dennis Erickson's Idaho Vandals from 1982-86, winning the Big Sky Championship in 1985 and earning Division I-AA playoff appearances in three straight seasons (1984-86). He signed as a rookie free agent with the Dallas Cowboys in 1987, but a shoulder injury ended his playing career.

Born in Sunnyside, Wash., Linehan and his wife, Kristen, have three sons: Matthew, Michael and Marcus.

LINEHAN'S BACKGROUND

Detroit Lions	2009-
Offensive Coordinator	2009-
St. Louis Rams	2006-08
Head Coach	2006-08
Miami Dolphins	2005
Offensive Coordinator	2005
Minnesota Vikings	2002-04
Offensive Coordinator/Quarterbacks	2002-04
Louisville	1999-2001
Offensive Coordinator/Quarterbacks	1999-2001
Washington	1994-98
Offensive Coordinator/Quarterbacks	1998
Offensive Coordinator/Wide Receivers	1996-97
Wide Receivers	1994-95
Idaho	1992-93
Offensive Coordinator/Quarterbacks	1992-93
UNLV	1991
Quarterbacks	1991
Idaho	1989-90
Wide Receivers	1989-90

**DANNY CROSSMAN****SPECIAL TEAMS
COORDINATOR**

Year with Lions: 3

Years in NFL: 10



Danny Crossman came to Detroit after working the previous seven seasons (2003-09) with the Carolina Panthers, including the final five seasons (2005-09) as special teams coordinator. He originally joined the Panthers in 2003 as special teams assistant and he also assisted with the team's strength and conditioning program.

LIONS COACHING HIGHLIGHTS

- S John Wendling leads the NFL with 41 special teams tackles over the past two seasons (2010-11) and was tied for fourth in the NFL with 17 last season.
- K Jason Hanson had another strong year for Detroit in 2011, finishing with 126 points which was the fourth best for a single-season in franchise history.
- Hanson also had five 50-yard field goals (second-highest of his career) and became the first player in NFL history to kick 50 50-yard field goals in his career.
- In 2010, the Lions' kick return unit was the third-most improved unit in the League in kickoff return average with 3.5 more yards per return than in 2009.
- Detroit also had the NFL's 10th-most significant improvement in punt return average in 2010: the Lions had an 8.8 punt return average in 2009 and improved to an average of 12.1 yards per return in 2010.
- In average kickoff return yardage allowed, Detroit had the fourth-most improved coverage unit, allowing an average of 2.7 less yards per each kick return in 2010.

During Crossman's tenure with the Panthers, the team's kicking and cover groups contributed significantly to the team's success during his time in Carolina which included three playoff appearances (2003, 2005 and 2008), two NFC South titles (2003 and 2008). The Panthers also finished with at least eight wins five of those seven seasons.

In 2008, the Panthers ranked third in the NFL with an opponent average drive start following kickoffs of 24.7. They were one of only three teams that did not allow an opponent to start a drive following kickoffs past the 50-yard-line. Carolina led the NFL in touchbacks (30) and touchback percentage (33.7), and the team was ninth in the league by allowing a 21.9 opponent kickoff return average.

In his first season (2005) as special teams coach, Crossman's group ranked among the best in the League. That season, the Panthers ranked ninth in the comprehensive Dallas Morning News special teams ratings which was highlighted with rankings of second in punt coverage and seventh in kickoff coverage.

Under Crossman's tutelage, Panthers P Jason Baker set the franchise record in net punting average in both 2005 (38.9) and 2006 (39.0). In both seasons, Baker's net punting average ranked first in the NFC and third in NFL. From 2005-09, Baker ranked eighth in the NFL with a combined net punting average of 38.0.

In 2003, Crossman's first year assisting the Carolina's special teams, the Panthers were second in the special teams ratings compiled by the Dallas Morning News.

Crossman entered the pro ranks following 10 seasons as a college coach where he worked with special teams in each season and also coached multiple defensive positions. In 2002, Crossman served as the linebackers and special teams coach at Michigan State.

From 1999-2001, Crossman was on the coaching staff at Georgia Tech. All three seasons, he was the Yellow Jackets special teams coordinator along with defensive ends coach (1999-2000) and defensive backs coach (2001). In both 1999 and 2001, Georgia Tech ranked high nationally in kickoff return average, net punting average and punt return average. Georgia Tech led the ACC in kickoff return average and punt return average during the 2000 season. Two of Crossman's specialists, K Luke Manget and KR Kelley Rhino, were first-team All-ACC in 2001.

Before arriving at Georgia Tech, Crossman was the defensive backs and special teams coach at Central Florida for two seasons (1997-98). Crossman served a three-year stint (1994-96) at Western Kentucky as special teams and secondary coach (1994-95) and outside linebacker and special teams coach (1996). He entered the coaching ranks in

1993 as the defensive backs and special teams coach at the U.S. Coast Guard Academy.

Crossman earned three letters at the University of Pittsburgh as the team garnered a 22-12-1 record those three seasons and appearances in 1987 Bluebonnet Bowl and 1989 Sun Bowl. He moved to strong safety as a senior and was named team MVP. Crossman earned second-team All-America honors as he recorded 62 tackles and one interception. He originally began his college career at the University of Kansas. As a freshman in 1985, Crossman made eight starts at defensive back, posted 48 tackles, recorded one interception and collected freshman All-America honors.

Following his college playing career, he spent time with the Washington Redskins in 1990 and the Detroit Lions during training camp in 1991. He played for the London Monarchs of the World League of American Football in 1991-92. In the inaugural World Bowl in 1991, he was named MVP in the 21-0 shutout of Barcelona. Crossman intercepted three passes in the championship game and returned one for a 20-yard touchdown.

Crossman earned a bachelor degree in business administration and communications from Pittsburgh in 1990. He and his wife, Susan, have a son, Kyle, and a daughter, Kaylie.

CROSSMAN'S BACKGROUND

Detroit Lions	2010-
Special Teams Coordinator	2010-
Carolina Panthers	2003-09
Special Teams Coordinator	2005-09
Special Teams Assistant	2003-04
Michigan State	2002
Linebackers/Special Teams	2002
Georgia Tech	1999-2001
Defensive Backs/Special Teams	2001
Special Teams/Defensive Ends	1999-2000
Central Florida	1997-98
Defensive Backs/Special Teams	1997-98
Western Kentucky	1994-96
Outside Linebackers/Special Teams	1996
Special Teams/Secondary	1994-95
U.S. Coast Guard Academy	1993
Defensive Backs/Special Teams	1993



JASON ARAPOFF

**Coordinator of
Physical Development**
Years with Lions: 12
Years in NFL: 25

Jason Arapoff enters his 12th season directing the Lions' strength and conditioning program. His primary role is to oversee the physical fitness of all Lions' players.

Focusing equally on the off-season regimen and the regular season program, Arapoff utilizes high-end cardiovascular strength training and free weight equipment in the team's state-of-the-art facility. His hands-on training techniques emphasize a balance of muscular strength and cardiovascular fitness, and are underscored by a comprehensive, personalized approach to each athlete. He also has introduced a shift toward more football-specific activities that encompass high-intensity protocols to train the entire body.

Arapoff arrived in Detroit prior to the 2001 season with 13 years of experience with the Washington Redskins. While serving as the team's conditioning director for nine years, he was instrumental in computerizing and implementing the team's strength and conditioning and nutritional programs.

Arapoff has been a monthly columnist for Scholastic Coach Magazine and is a frequent speaker for industry events, schools, universities and football camps. He, along with Strength and Conditioning assistant Ted Rath, started the annual Detroit Lions Strength and Conditioning Clinic in 2011. The event is a forum for providing, sharing and exchanging information in the ever changing world of strength & conditioning.

During his playing career as a collegian, Arapoff was a four-year letter-winning defensive back at Springfield (Mass.) College, where he earned his undergraduate degree in health fitness. He went on to obtain his master's degree in exercise physiology from American University in Washington, D.C.

Arapoff and his wife, Jennifer, have three daughters: Julia, and twins, Anna and Alexa.

ARAPOFF'S BACKGROUND

Detroit Lions	2001-
Coordinator of Physical Development	2006-
Strength and Conditioning	2001-05
Washington Redskins	1988-2000
Conditioning Director	1992-2000
Conditioning Assistant	1988-91



BRADFORD BANTA

**Assistant
Linebackers**
Years with Lions: 5
Years in NFL: 5

Bradford Banta, a former Lion, enters his fifth season with Detroit's coaching staff. He was promoted to assistant linebackers coach this offseason after being the assistant special teams coach the past four seasons.

LIONS COACHING HIGHLIGHTS

- S John Wendling leads the NFL with 41 special teams tackles over the past two seasons (2010-11) and was tied for fourth in the NFL with 17 last season.
- K Jason Hanson had another strong year for Detroit in 2011, finishing with 126 points which was the fourth best for a single-season in franchise history.
- Hanson also had five 50-yard field goals (second-highest of his career) and became the first player in NFL history to kick 50 50-yard field goals in his career.
- In 2010, the Lions' kick return unit was the third-most improved unit in the League in kickoff return average with 3.5 more yards per return than in 2009.
- Detroit also had the NFL's 10th-most significant improvement in punt return average in 2010: the Lions had an 8.8 punt return average in 2009 and improved to an average of 12.1 yards per

return in 2010.

- In average kickoff return yardage allowed, Detroit had the fourth-most improved coverage unit, allowing an average of 2.7 less yards per each kick return in 2010.

Before returning to Detroit in 2008, Banta spent the 2009 season as a tight ends coach for the University of Tennessee Chattanooga. He played three of his 11 NFL seasons with the Lions (2001-03) as a tight end and longsnapper.

After being drafted by Indianapolis in the fourth-round of the 1994 NFL Draft, Banta spent six seasons with the Colts and established himself as one of the League's best longsnappers. He joined the New York Jets for the 2000 season before coming to Detroit in 2001. He finished his career with Buffalo in 2004.

Upon his retirement from the NFL, Banta worked with George Wright Construction, as a supervisor, for a year and in Chase's Home Financial Division for nearly two years in Chattanooga, Tennessee.

Banta was a two-year starter at tight end at the University of Southern California (1989-93) as well as a four-time letterwinner. He earned Honorable Mention All-Pac 10 Conference honors as a junior and senior and received his bachelor's degree in communications with a minor in sociology in 1993.

A native of Baton Rouge, La., Banta was a Parade All-American as a senior at University High School and helped them to the state championship (1988) while playing tight end and linebacker. He and his wife, Amy, have three children.

BANTA'S BACKGROUND

Detroit Lions	2008-
Assistant Linebackers	2012-
Assistant Special Teams	2008-11
Tennessee-Chattanooga	2007
Tight Ends	2007



MATT BURKE

Linebackers
Years with Lions: 4
Years in NFL: 9

Matt Burke, in his fourth season as linebackers coach, came to Detroit after spending five seasons (2004-08) with the Tennessee Titans.

LIONS COACHING HIGHLIGHTS:

Detroit's linebacker corps made great strides in 2011 and will be a team strength with all three starters returning for the upcoming season.

- LB Stephen Tulloch joined the team during training camp and quickly emerged as the starting middle linebacker before going on to lead the team with 111 tackles (84 solo). He also has 3.0 sacks (16 yds.) two interceptions and three fumble recoveries (1 TD).
- Since LB DeAndre Levy was drafted in 2009, Burke has been instrumental in his development as one of the best young linebackers in the League. Throughout his three seasons in Detroit, Levy has registered 258 tackles (177 solo) which is the most of any Lions defensive player during that span.
- In 2011, Levy finished with 107 tackles (72 solo) which was the second-most on the team.

In 2008, Burke helped coach Tennessee to a NFL best 13-3 record and ranked seventh in overall defense with 4,698 yards allowed as well as third in offensive points allowed with 227. In his first two seasons with the Titans, he worked as an administrative assistant in the football department assisting the coaching staff with scouting breakdowns during the week and on gamedays. Burke was promoted to defensive assistant/quality control coach in 2006. He was primarily responsible for breaking down film on upcoming opponents and self-scouting, also conducting on-field work with the linebackers.

Prior to joining the Titans, Burke was the assistant secondary coach for one season (2003) at Harvard, originally entering the college ranks at Boston College (2000) as a graduate assistant for recruiting before working with the defense from 2001-02. His first coaching position came at Bridgton Academy (Maine), where he worked in 1998 and 1999.

A native of Hudson, Massachusetts, Burke played safety at Dartmouth and was part of an undefeated Ivy League champion in 1996.



BURKE'S BACKGROUND

Detroit Lions	2009-
Linebackers	2009-
Tennessee Titans	2004-08
Defensive Asst./Quality Control	2006-08
Administrative Asst.	2004-05
Harvard	2003
Asst. Secondary/Cornerbacks	2003
Boston College	2000-02
Graduate Assistant	2000-02
Bridgton Academy (Maine)	1998-99
Secondary	1998-99



TODD DOWNING

Quarterbacks
Years with Lions: 4
Years in NFL: 10

Todd Downing enters his fourth season with the Lions and his third working with quarterbacks. He spent his first season with Detroit as an offensive quality control coach. Before joining the Lions, he coached three seasons with St. Louis as an assistant secondary/defensive quality control coach (2008) and a defensive assistant coach/assistant special teams coach (2006-07).

LIONS COACHING HIGHLIGHTS:

Downing coaches a quarterback corps led by QB Matthew Stafford who has emerged as one of the top young quarterbacks in the NFL.

- Stafford set franchise passing records for yards (5,038), touchdowns (41), completions (421) and attempts (663).
- He also established the team's all-time best single-season completion percentage (63.5) and passer rating (97.2). Based on NFL qualifier of minimum 244 attempts.
- Stafford's numbers also ranked among the best in NFL history: 4th quarterback to throw for more than 5,000 yards in a single season; 5th most yards (5,038); 7th most touchdowns (41); 5th most completions (421) and 3rd most attempts (663).
- Stafford was one of three NFL quarterbacks, along with Saints QB Drew Brees and Patriots QB Tom Brady, to finish 2011 in the top five of all six major passing categories: 3rd in yards (5,038); 3rd in touchdown passes (41); 5th in quarterback rating (97.2); 5th in completion-percentage (63.5); 1st in attempts (663); 2nd in completions (421).
- Despite injuries at the Lions quarterback spot in 2010, all three of the team's signal callers maintained production throughout the season and all three have led the Lions to victory. In all, the Lions started Stafford (3 games), QB Shaun Hill (10 Games) and QB Drew Stanton (3 games), and the team ranked third in the NFL in completions (383), third in attempts (633), 12th in gross passing yards (4,001) and were tied for 11th in touchdown passes (26).
- The 2010 quarterback unit also produced 26 touchdown passes and 16 interceptions for a +10 difference. The last team to finish the season having three quarterbacks start three games and finish with a +10 TD to Int ratio was the Philadelphia Eagles in 1993 (+10, 23 TD to 13 Int; Randall Cunningham, Bobby Brister and Ken O'Brien).

Downing originally entered the NFL with the Minnesota Vikings, spending three years on the Vikings coaching staff as the Offensive Quality Control Coach (2009) and football systems analyst (2003-04), helping the Vikings to a Top 5 offense in all three years and a playoff appearance in 2004. During the summers from 2000-02, Downing played quarterback for a semi-pro team, the Minnesota Maulers.

Before entering the NFL ranks, Downing began his coaching career with Eden Prairie High School in Minneapolis (1999-2000). In 2000, he helped his alma mater to the Minnesota Class 5-A state title.

A native of Eden Prairie, Min., Downing studied Business Communications at the University of Minnesota (1999-2002) and now resides in Michigan with his wife Julie.

DOWNING'S BACKGROUND

Detroit Lions	2009-
Quarterbacks	2012-
Assistant Quarterbacks	2010-11
Offensive Quality Control	2009
St. Louis Rams	2006-08

Assistant Secondary/Defensive Quality Control	2008
Defensive Assistant/Assistant Special Teams	2006-07
Minnesota Vikings	2003-05
Offensive Quality Control	2005
Football Systems Analyst	2003-04
Eden Prairie High School	1999
Assistant Coach	1999



SAM GASH

Running Backs
Years with Lions: 6
Years in NFL: 8

Sam Gash enters his sixth season with the Lions, his fifth as running backs coach. He came to Detroit prior to the 2007 season as assistant special teams coach.

LIONS COACHING HIGHLIGHTS

Gash leads a running backs unit that looks to generate explosive plays inside and out with the combination of third-year RB Jahvid Best and 2011 second-round pick RB Mikel Leshoure.

- Last season, Best had tallied 677 total yards and three touchdowns in six games before his season ended due to a concussion.
- In 2010, Best finished the season as the team's leading rusher (555); he was second among all NFL rookies in receptions (58) and fourth in rushing yards.
- Overall, Best tallied 1,042 total yards from scrimmage and became the sixth rookie in team history with 1,000 yards from scrimmage.

Before joining the Lions, Gash spent two seasons (2005-06) as the New York Jets' assistant running backs and assistant special teams coach. He entered the NFL coaching ranks following a 12-year playing career with the New England Patriots (1992-97), Buffalo Bills (1998-99, 2003) and Baltimore Ravens (2000-02).

As a player, Gash earned a reputation as one of the most physical fullbacks in the league and was named to two Pro Bowls (1999-2000). In 1999, he became the first back ever selected to the Pro Bowl without recording a rushing attempt.

Gash was an eighth-round draft choice (205th overall) of the New England Patriots in the 1992 NFL Draft out of Penn State. He recorded 177 regular season games and also appeared in 11 postseason games. Gash carried the ball 121 times, scored two rushing touchdowns and added 169 receptions for 1,347 yards for an 8.0 average and 13 touchdowns. He was also active on various protection and coverage units throughout his career.

At Penn State, Gash was the top fullback as a junior and senior. He served as offensive captain as a senior and had a career-high 391 rushing yards and three touchdowns on 87 carries. As a junior, Gash started every game and posted 315 yards and five scores on 95 carries. He earned his undergraduate degree in liberal arts with an emphasis in speech communication, marketing and management. He and his wife, Alicia, have a daughter, Samantha, and sons Kolby, Elijah, Isaiah, Caleb, Samson and Gideon.

GASH'S BACKGROUND

Detroit Lions	2007-
Running Backs	2008-
Assistant Special Teams	2007
New York Jets	2005-06
Asst. Special Teams/Asst. Running Backs	2005-06



SHAWN JEFFERSON

Wide Receivers
Years with Lions: 8
Years in NFL: 8

Shawn Jefferson is in his eighth season coaching with the Lions. He was named wide receivers coach prior to the 2008 season after working with the team's wide receivers the previous three seasons as a coaching intern in 2005, an offensive assistant in 2006 and as the assistant wide receivers coach in 2007. Jefferson spent the 2003 season with the Lions as a player and brings 13 years of NFL playing experience to the club.

LIONS COACHING HIGHLIGHTS

The wide receiving corps had a standout season in 2011, helping Detroit's offense establish new franchise records in completions (423) and passing yards (5,071) while ranking fifth in the NFL in total offense.

- Leading the way for the Lions wide receiver unit was Calvin Johnson who had a career-year while leading the NFL in receiving yards (1,681) and finishing second in touchdown receptions (16) and fourth in receptions (96).
- Johnson also set the team's all-time single-season record for touchdown receptions with 16 and was just 5 yards shy of a franchise record for receiving yards (WR Herman Moore; 1,686 in 1995) with 1,681.
- WR Nate Burleson also had a strong year for Detroit, establishing a career-high with 73 receptions for 757 receiving yards and three touchdowns.
- Rookie WR Titus Young emerged as the dynamic playmaker the Lions projected, finishing with 48 receptions for 607 yards and six touchdowns.
- In 2010, Johnson finished the season as the team's leader in receptions (77), receiving yards (1,120) and touchdowns (12) and was the team's leading receiver for a third straight year. Johnson was named to his first Pro Bowl and was honored as second-team all-pro.
- Johnson was also tied for second in the NFL (tied for first in the NFC) with 12 touchdown catches in 2010.

Jefferson helped Johnson break out as one of the NFL's best receivers in 2008 as he tied for first in touchdown receptions (12), fifth in receiving yards (1,331), second in yards per catch among receivers with 60 receptions (77.1), tied for second in 20+-yard receptions (21), tied for second in 40+-yard receptions (7) and tied for first in 25+-yard touchdown catches (6). Johnson was also named an alternate to the 2009 NFC Pro Bowl squad.

In the Lions record books, Johnson became only the second player in team history (WR Herman Moore in 1995) to record 70 receptions, 1,200 yards and 10 touchdowns in a single season. He is the only player in Lions' history to record 1,300 yards with less than 80 catches. His 12 touchdowns (2008, 2010) tied for the most touchdown grabs (Leon Hart in 1951) by a first or second year player with the Lions and his 1,331 receiving yards are the second-most in team history by a first or second year player.

In 2007, the Detroit Lions were the only team in the NFL and the first in franchise history to have four different players finish with more than 650 receiving yards (Shaun McDonald, 943; Roy Williams, 836; Calvin Johnson, 756; Mike Furrey, 664). Detroit's wide receiving unit was also second in the NFL in receptions (268) and receiving yards (3,370).

While working as an offensive assistant in 2006, Jefferson helped WR Roy Williams to a NFC-leading and career-high 1,310 receiving yards. He also worked with the NFC's receptions leader Mike Furrey (98 receptions for 1,082 yards). It was the first time since 1999 that two Lions receivers finished with more than 1,000 yards.

In addition to his time with the Lions as a player, Jefferson spent five seasons with San Diego, four with New England and three with Atlanta, accumulating over 7,000 yards receiving and 29 touchdowns. Jefferson also played in Super Bowl XXIX with the Chargers and Super Bowl XXXI with the Patriots.

Jumping right into the coaching ranks following his playing career, Jefferson spent the 2004 season as a volunteer coach with his high school alma mater, William Raines H.S. During his tenure at William Raines, he spent the month of June with the Jacksonville Jaguars as part of the team's Scouting Seminar.

Jefferson attended Central Florida where he starred as a wide receiver and kick returner. Jefferson finished with 67 catches, 1,087 yards and 11 touchdowns. As a returner, Jefferson returned 39 kickoffs for 782 yards (20.1 avg.).

Jefferson and his wife Marla, have two daughters, Paige and Faith, and a son, Shawn Jr.

JEFFERSON'S COACHING BACKGROUND

Detroit Lions	2005-
Wide Receivers	2008-
Assistant Wide Receivers	2007
Offensive Assistant	2006
Coaching Assistant	2005
William Raines H.S. (Jacksonville, Fla.)	2004
Volunteer Coach	2004



KRIS KOCUREK

Defensive Line
Years with Lions: 4
Years in NFL: 4

Kris Kocurek enters his third season as defensive line coach after joining Detroit as the Lions' assistant defensive line coach in 2009. He had spent the previous season coaching defensive line at Stephen F. Austin State.

LIONS COACHING HIGHLIGHTS

Detroit's defensive line continued to be the heart of the Lions' defense in 2011. In addition to accounting for 35 of the team's 41 sacks, their constant pressure helped the defense intercept 21 passes which was the fifth most in the NFL.

- The 35 sacks by the defensive line in 2011 were the fourth-most in the NFL.
- The Lions' 2011 pass-rush contributed to a sixth-overall ranking in the League in 'rush-cover,' which is the sum of interceptions and sacks. Detroit's defense had a combined 62 interceptions (21) and sacks (41).
- DE Cliff Avril had a standout season for Detroit's defensive line in 2011, leading the team with 11.0 sacks, the most by a Lions' defensive player since 2001 (11.5, DE James Hall). Avril also had the second most forced fumbles in the NFL (six).
- DE Kyle Vanden Bosch also had a strong 2011 season for the Lions, finishing with 8.0 sacks in addition to four forced fumbles (tied for fifth in the NFL).
- Overall, Detroit's defense finished 2011 third in the League with 17 forced fumbles; 12 of those fumbles were forced by the defensive line.
- In 2010, Kocurek's first season as the Lions' defensive line coach, Detroit had the most-improved pass rush in the NFL. Even though teams threw the ball nine times less against the Lions in 2010 season than they did in 2009, the Lions picked up 18 more sacks, which accounted for an increase of 3.28 sacks per pass play.
- Of the Lions' 44 sacks in 2010, 39 (second most in the NFL) were attributed to the defensive line, 23.5 more than the Lions defensive line accounted for in 2009.
- Kocurek was also instrumental in the development of rookie DT Ndamukong Suh in 2010, who led all NFL defensive tackles with 10.0 sacks and had 66 tackles (49 solo). Suh was named as a starter for the NFC Pro Bowl squad and was voted to the AP All-Pro team. He was also the AP Defensive Rookie of the Year. During his rookie season, he set a new team record for sacks by a rookie since the stat became official in 1982.

In 2009, Kocurek helped rookie DT Sammie Hill, who was drafted out of Stillman College in the fourth round (115th overall) of the 2009 NFL Draft, emerge as an opening day starter. He finished the season with 26 tackles (14 solo) and two fumble recoveries in 13 games while making the transition from a small college prospect to NFL starter (12 starts).

In 2007, Kocurek served as the assistant head coach and defensive line coach at West Texas A&M where he helped coach the Buffaloes to the 2007 Lone Star Conference title as well as the second round



of the NCAA Division II playoffs. The Buffaloes became one of the top defensive units in the LSC and led the conference in scoring defense.

Under Kocurek's guidance, Brandon Swain became one of the top defensive players at the Division II level and was a 2007 First-Team Daktronics, AFCA and AP Little All-American and conference defensive lineman of the year after recording 24.5 tackles for losses and 14 sacks.

Kocurek served as the defensive line coach at Texas A&M-Commerce in 2006 and helped guide the Lions' top-ranked defensive unit which finished with No. 1 in total and scoring defense.

For two seasons (2004-05) Kocurek served as a graduate assistant at Texas A&M-Kingsville and coached the Havelina's defensive line where he was active in the development of Wilbert Martin, who was twice selected as first team All-LSC and was a free agent signee of the Baltimore Ravens.

Kocurek began his coaching career in 2003 as a student assistant at Texas Tech. While in Lubbock, he assisted with the defensive linemen and helped coach the Red Raiders to a 2003 Houston Bowl win over Navy.

Prior to coaching, Kocurek spent two years in the NFL with the Tennessee Titans (2002) and the Seattle Seahawks (2001) after being selected in the seventh round (237th overall) of the 2001 NFL Draft by Seattle.

Kocurek played collegiate football at Texas Tech and was a three-time All-Big 12 selection. As a senior, he was selected as team captain and named defensive player of the year.

KOCUREK'S BACKGROUND

Detroit Lions	2009-
Defensive Line	2010-
Assistant Defensive Line	2009
Stephen F. Austin State	2008
Defensive Line	2008
West Texas A&M	2007
Assistant Head Coach/Defensive Line	2007
Texas A&M-Commerce	2006
Defensive Line	2006
Texas A&M-Kingsville	2004-05
Graduate Assistant	2004
Texas Tech	2003
Graduate Assistant	2003



TIM LAPPANO

Tight Ends
Years with Lions: 4
Years in NFL: 7

Tim Lappano returns for a fourth season coaching the Lions' tight ends. Before coming to Detroit, Lappano served four seasons (2005-08) as the offensive coordinator at the University of Washington. He is entering his 30th season as a coach and his seventh in the NFL.

LIONS COACHING HIGHLIGHTS

The Lions' tight ends continue to be big contributors to the offense under Lappano's direction.

- TE Brandon Pettigrew had 83 receptions in 2011 (third in the NFL among tight ends), establishing a new team single-season record for receptions by a tight end. He is the first tight end in Lions' history to record 70 receptions in two different seasons and the first tight end with 80 catches.
- With 5 touchdown catches last season by Pettigrew combined with TE Tony Scheffler's career-high 6 touchdown receptions, Pettigrew and Scheffler were the second pair of Lions tight ends in team history to each register 5 touchdown catches each in a season. In 1976, Hall of Fame TE Charlie Sanders and TE David Hill each recorded 5 touchdown receptions.
- In 2010, Pettigrew had one of the best seasons ever for a Lions' tight end in 2010 while returning from a knee injury sustained late in his rookie year. He started all 16 games and was second on the team with 71 receptions for 722 yards – both of which were the most by a tight end in team history – and four touchdowns. Pettigrew had the third most receptions (71) and was seventh in receiving yards (722) among all NFL tight ends.
- TE Tony Scheffler finished with 45 receptions (378 yards) in 2010 and the Lions were the only team in the NFL to have two tight ends with 45 or more receptions. Pettigrew and Scheffler combined for 116 catches, the second most by a tight end pair in the NFL.
- In 2009, Pettigrew led all rookie tight ends in receptions (30) and

yards (346) despite being forced out of the lineup after 11 games with a season-ending knee injury.

- Veteran tight end Will Heller also flourished in 2009, setting career-highs with 29 receptions, 296 yards and three touchdowns.

Lappano's last pro coaching opportunity was with San Francisco where he was the running backs coach. In his first season with the 49ers, their running game was third in the NFC with 2,279 yards as FB Fred Beasley made his first Pro Bowl appearance and RB Kevan Barlow rushed for a career-high 1,024 yards despite starting only four games.

In 1998, Lappano made his NFL coaching debut as the running backs coach for the Seahawks. There, he helped Ricky Watters rush for 1,239 yards and nine touchdowns, earning team Offensive Player of the Year honors.

In between, Lappano was the offensive coordinator at Oregon State (2000-02) and contributed heavily to the resurgence of the Beavers program. OSU led the Pac-10 in rushing yards (1,933) and in rushing offense, averaging 148.7 yards per game in 2002. Current St. Louis Rams RB Stephen Jackson led the conference with 1,690 yards while earning first-team All-Pac-10 honors.

Lappano began his coaching career as the running backs coach at the University of Idaho where he was a four-year letterman after finishing his collegiate career as the school's second all-time leading rusher with 2,196 yards. In 1985, he helped the Vandals to a Big Sky Conference championship before leaving to coach running backs for Wyoming (1986). He then served as running backs coach at Washington State (1987-88) before being promoted to offensive coordinator in 1989. In his first season as offensive coordinator, he led the Cougars to a top-10 finish with former NFL Pro Bowl quarterback Drew Bledsoe and Pac-10 Offensive Player-of-the-Year, running back Steve Broussard.


Lappano moved on to the University of California in 1992 as assistant head coach and running backs coach. While in Berkeley, Lappano coached Heisman Trophy candidate Russell White and helped lead Cal to an Alamo Bowl victory over Iowa in 1993. He returned to Wyoming in 1996 as receivers coach, helping the Cowboys to an WAC Championship while coaching All-American Marcus Harris to the Fred Biletnikoff Award, given to the nation's top receiver.

In 1997, Lappano joined the Purdue coaching staff as co-offensive coordinator and receivers coach. The Boilermakers led the Big Ten in offense that season and ranked seventh in the nation.

Lappano earned a bachelor's degree in general studies at Idaho in 1983. He played high school football at Gonzaga Preparatory School in his native Spokane, WA and earned All-State honors as a senior. Lappano and his wife, Sandi, have two sons, Taylor and Kyle.

LAPPANO'S BACKGROUND

Detroit Lions	2009-
Tight Ends	2009-
Washington	2005-08
Offensive Coordinator/Quarterbacks	2005-08
San Francisco 49ers	2003-04
Running Backs	2003-04
Oregon State	1999-02
Offensive Coordinator/Quarterbacks	1999-02
Seattle Seahawks	1998
Running Backs	1998
Purdue	1997
Co-Offensive Coordinator/Wide Receivers	1997
Wyoming	1996
Wide Receivers	1996
California	1992-95
Assistant Head Coach/Running Backs	1992-95
Washington State	1987-91
Offensive Coordinator	1989-91
Running Backs	1987-88
Wyoming	1986
Running Backs	1986
Idaho	1982-85
Running Backs	1982-85



TED RATH
Assistant
Strength & Conditioning
Years with Lions: 4
Years in NFL: 4

Ted Rath returns for his fourth season as the Lions assistant strength and conditioning after joining the team during the 2009 offseason. He had spent the previous two years as the assistant director of strength and conditioning for his alma mater, the University of Toledo. Rath was a linebacker for the Rockets (2003-2006) and helped them claim the 2004 MAC Championship and earn two bowl game berths, including the 2004 Motor City Bowl at Ford Field.

While working with Toledo's strength and conditioning program, Rath directed the strength regimens for all 15 of their Olympic Sports. He also assisted with all phases of football training protocols, including design and implementation of their workouts. Prior to being named assistant director, Rath worked as a graduate assistant and focused on the strength programs for men's basketball, baseball, track, cross country, golf and swimming.

Rath, along with Coordinator of Physical Development Jason Arapoff, started the annual Detroit Lions Strength and Conditioning Clinic in 2011. The event is a forum for providing, sharing and exchanging information in the ever changing world of strength & conditioning.

After graduating from Toledo with a degree in Physical Education, Rath started his professional career at nearby Crestwood (Dearborn Heights, Mich.) High School where he was an assistant football coach as well as their director of speed and strength training. The Monroe, Mich., native is certified through the Collegiate Strength and Conditioning Coaches Association (C.S.C.C.A.) and has been published on www.speedandstrengthcoach.com.

RATH'S BACKGROUND

Detroit Lions	2009-
Strength and Conditioning Assistant	2009-
Toledo	2007-09
Assistant Director of Strength and Conditioning	2008-09
Graduate Asst. Strength and Conditioning Coach	2007-08
Crestwood (Dearborn Heights, Mich.) H.S.	2007
Asst. Coach/Director of Speed and Strength Training	2007



MARCUS ROBERTSON
Defensive Assistant/
Secondary
Years with Lions: 1
Years in NFL: 6

Marcus Robertson joins Detroit's coaching staff entering his 22nd season in the NFL and his sixth season as a coach. He has coached the past five NFL seasons with Tennessee where he started as an assistant secondary coach (2007-08) and finished as their secondary coach (2009-11).

Robertson's first season assisting with the secondary was 2007. That season the Titans improved from 27th to 10th in pass defense and from 32nd to fifth in overall yardage allowed.

In 2008, three of the four Tennessee secondary players (CB Cortland Finnegan, S Chris Hope, S Michael Griffin) were invited to the Pro Bowl for the first time in their careers. Overall, the defensive backs collected 19 interceptions, which ranked second in the NFL in interceptions by a secondary. The Titans ranked ninth in pass defense and seventh in total defense.

Robertson was promoted to Secondary coach in 2009 and the Titans finished that season eighth in the NFL in interceptions (20) and second in interceptions returned for touchdown (4). Over the span of his three seasons coaching Tennessee's secondary (2009-11), the Titans were second in the NFL in average passing yards/completion (10.55).

Robertson played 12 NFL seasons after being drafted out of Iowa State in the fourth round by the Houston Oilers in 1991. He played his

first 10 seasons in Houston/Tennessee and finished his career with Seattle (2001-02). Robertson's NFL career was highlighted by All-Pro seasons in 1993 and 1997. He played in 157 games (144 starts) with 851 tackles, 24 interceptions and 1.5 sacks.

After Robertson's playing career ended with the Seahawks, he returned to the Titans as their Director of Player Development (2003-06). He spent the next four years assisting players with their career transition into and out of the NFL through continuing education, financial education and dealing with family matters through player programs. Robertson and his staff won the Winston and Shell Award in 2006 for their innovation and commitment to player development in the NFL.

Robertson was inducted into the Iowa State Athletic Hall of Fame in 2009, where he starred as a cornerback and totaled 257 tackles, six interceptions and nine forced fumbles during his four-year career.

A native of Pasadena, Calif., Robertson (10/2/69) and his wife, Holly, have three children: Morgan, Milan and Marcus Andrew.

ROBERTSON'S BACKGROUND

Detroit Lions	2012-
Defensive Assistant/Secondary	2012-
Tennessee Titans	2007-11
Secondary	2009-11
Assistant Secondary	2007-08



EVAN ROTHSTEIN
Quality Control/
Special Teams
Years with Lions: 1
Years in NFL: 1

Rothstein joined the Lions coaching staff this past offseason as a quality control/special teams coach. He will be responsible for opponent film breakdown and self-scouting in addition to assisting with all aspects of special teams.

Rothstein comes to Detroit after spending the past two seasons as the offensive quality control coach for the Syracuse University Orange football program.

Rothstein started his coaching career as an undergraduate student for the SUNY Cortland Red Dragons where he served as the student assistant offensive line coach, quality control, and director of video operations from the fall of 2006 to the spring of 2009.

For the fall of 2009, Rothstein interned with the Syracuse University football video operations department before returning briefly to SUNY Cortland as their offensive line coach for the spring of 2010. He returned to the Syracuse University football staff as their offensive quality control coach in July of 2010.

The Merrick, NY, native attended Bellmore John F. Kennedy High School, earning recognition as a National Football Foundation and College Hall of Fame Scholar Athlete for the Cougars. Rothstein graduated SUNY Cortland with a bachelor of science in sport management in 2009. He has a fiancé, Carol.

ROTHSTEIN'S BACKGROUND

Detroit Lions	2012-
Quality Control/Special Teams	2012-
University of Syracuse	2010-11
Quality Control	2010-11
SUNY Cortland	2010
Offensive Line	2010



KYLE VALERO

**Offensive
Quality Control**
 Years with Lions: 3
 Years in NFL: 3

Valero enters his third season as the Lions offensive coaching assistant after joining the staff during the 2010 offseason. In addition to opponent film breakdown and self scouting, he assists with coaching the wide receivers during practice

Before coming to Detroit, Valero spent the previous two seasons with the coaching staff at Florida State. He served as an Offensive Student Assistant in 2008 and then became the Offensive Graduate Assistant for the 2009 season. Valero was set to be the Seminoles' Offensive Quality Control Coach for 2010 before leaving for the NFL.

Valero got his first coaching experience with the Tampa Bay Buccaneers during the 2002-2003 seasons. While his primary responsibility was helping with Special Teams, he also assisted two future head coaches – Steelers Head Coach Mike Tomlin and former Buccaneers Head Coach Raheem Morris – with the defensive backs throughout training camp.

VALEROS BACKGROUND

Detroit Lions	2010-
Offensive Quality Control	2012
Offensive Coaching Assistant.....	2011
Assistant to the Defensive Coaching Staff	2010
Florida State University	2008-09
Offensive Graduate Assistant.....	2009
Offensive Student Assistant.....	2008



TIM WALTON

**Secondary/
Third Down Package**
 Years with Lions: 4
 Years in NFL: 4

Tim Walton joined the Lions as secondary coach in 2009. Before coming to Detroit, he was the defensive coordinator at the University of Memphis (2008) and had additional responsibilities coaching the safeties. Throughout his 14-year collegiate coaching career, Walton coached 13 players who were eventually drafted into the NFL, including five first round picks (Patriots S Brandon Merriweather, Seahawks CB Kelly Jennings, Giants CB Kenny Phillips, Redskins S LaRon Landry and Cardinals S Antrel Rolle) and four second round picks (S Idrees Bashir, WR/KR Devin Hester, S Michael Stone and CB Corey Webster).

LIONS COACHING HIGHLIGHTS

Walton coached a secondary that excelled in making big plays in 2011.

- Detroit's secondary accounted for 16 of the team's 21 interceptions in 2011 which was the most by a group of Lions defensive backs since 2005 (16).
- Of the unit's 16 interceptions in 2011, three were returned for touchdowns, the most by a Lions secondary since 2001 (3).
- Lions CB Chris Houston led the team with a career-high 5 interceptions for 225 yards and 2 touchdowns in 2011 and was second with 14 pass defenses. Houston was one of only three NFL players in 2011 with 2 interception returns for touchdowns.
- In 2010, CB Alphonso Smith, acquired from Denver at the end of the preseason, led the team with a career-high five interceptions including one for a touchdown.
- As a rookie in 2009, S Louis Delmas finished second on the team with 91 tackles. His other defensive tallies included: two interceptions (130 yds), eight passes defended, one sack and one fumble recovery. He became the only rookie in NFL history to record a safety (vs. GB 11/26), an interception return for a touchdown (Arz 12/20) and return a fumble for a touchdown (at NO 9/13) in the same season. Delmas led the defense with 84 tackles (62 solo) in 2010 despite playing most of the season with a groin injury. Prior to joining Memphis, Walton spent the previous four seasons

(2004-07) with the Miami Hurricanes. He was promoted to defensive coordinator in February of 2007 and helped propel the defense to a national ranking of 33rd in total defense. In his first three seasons at Miami, he coached the defensive backs and the Miami secondary ranked in the top 10 nationally in pass defense in 2004 (ninth) and 2005 (first).

In 2005, Walton's pass defense led the nation, allowing only 152.17 yards per game, and featured All-Americans safety Brandon Merriweather and cornerback Kelly Jennings as well as Freshman All-American Kenny Phillips.

Walton was at LSU in 2003 and his defensive backs were a key factor in the Tigers earning the 2003 BCS National Championship and a Southeastern Conference title. The LSU defense ranked among the nation's top three in four-of-five major defensive statistical categories: total defense (first, 252.0 yards per game), scoring defense (first, 11.0 ppg), pass efficiency defense (second, 89.8 rating) and rushing defense (third, 67.0 yards per game). Additionally, LSU ranked 18th nationally in passing yardage defense (185.0 ypg) while leading the SEC in four of the five defensive categories, including a No. 2 ranking in the league in pass defense.

In his first stint with Memphis (2000-01), Walton coached defensive backs. In 2000, the Tigers ranked fifth in the nation in total defense (first in rush defense), allowing only 275 yards per game and placed in the top 15 nationally in passing and scoring defense. He left Memphis to coach defensive backs at Syracuse for the 2002 season.

Walton began his coaching career as a defensive graduate assistant at Bowling Green in 1995. He was promoted to running backs coach in 1996 and then moved to coach the defensive backs in 1999.

In addition to his collegiate coaching experience, Walton has had three summer internships with NFL teams. He spent the summer of 1998 serving as a defensive intern with the Chicago Bears, the summer of 2001 as a defensive intern for the Green Bay Packers and in 2004 with the Tampa Bay Buccaneers under current Pittsburgh Steelers Head Coach Mike Tomlin.

As a defensive back at Ohio State, Walton lettered four seasons and served as co-captain for the Big Ten champions in 1993. During his time with the Buckeyes, OSU went to four bowl games, including the Liberty Bowl in 1990. He earned his bachelor's degree in sociology from OSU in 1994.

Walton and his wife, Tracy, have three children: Trei, Timia and Tyler.

WALTONS BACKGROUND

Detroit Lions	2009-
Secondary/Third Down Package.....	2012
Secondary	2009-11
Memphis	2008
Defensive Coordinator.....	2008
Miami (Fla.)	2004-07
Defensive Coordinator.....	2007
Defensive Backs.....	2004-06
Louisiana State	2003
Defensive Backs.....	2003
Syracuse	2002
Defensive Backs.....	2002
Memphis	2000-01
Defensive Backs.....	2000-01
Bowling Green	1995-99
Defensive Backs.....	1999
Running Backs.....	1996-98
Defensive Graduate Assistant	1995

**JEREMIAH
WASHBURN****Assistant
Offensive Line
Years with Lions: 4
Years in NFL: 11**

Jeremiah Washburn joined the Lions coaching staff as the assistant offensive line coach in 2009. Before coming to Detroit, he had spent six seasons working in the Baltimore Ravens player personnel department. Washburn was the Ravens' area scout for the Southwest from 2005-08 and covered schools from the Big 12, SEC, WAC and Conference USA. He also assisted with the acquisition of rookie free agents following the draft.

LIONS COACHING HIGHLIGHTS

Detroit's offensive line continues to be one of the top pass protecting lines in the NFL for an offense that has passed more than any other team the past three seasons (1,884 pass attempts).

- Over the past two seasons, Detroit has allowed 63 sacks (10th best in the NFL) while having the second most pass attempts (1,299) in the NFL. Their sacks-per-pass-play percentage during that span is 4.6 pct (7th best in the NFL).

During his first two years in Baltimore (2003-04), Washburn was a player personnel assistant. He assisted in pro scouting, including some advance scouting of opponents, unrestricted free agents, NFL Europe and other free agents, and he also assisted the college scouting director in preparation for the NFL Draft.

In 2002, Washburn entered the NFL as a football operations assistant with the Carolina Panthers.

Washburn was a three-year guard at the University of Arkansas. He was an international economics major and was a graduate assistant for the Razorbacks' athletic department while he earned his MBA.

Washburn and his wife, Susan, have two daughters, Ally and Megan, and a son, Drew.

WASHBURN'S BACKGROUND

Detroit Lions	2009-
Assistant Offensive Line	2009-
Baltimore Ravens	2003-08
Area Scout	2005-08
Player Personnel Assistant	2003-04
Carolina Panthers	2002
Football Operations Assistant	2002
Arkansas	2000-01
Graduate Assistant	2000-01

**GEORGE
YARNO****Offensive Line
Years with Lions: 4
Years in NFL: 5**

George Yarno enters his fourth season as Detroit's offensive line coach. Prior to joining the Lions' coaching staff, Yarno spent the 2008 season as the assistant offensive line coach with Tampa Bay after spending 17 years at the college level working with the offensive line.

LIONS COACHING HIGHLIGHTS

Detroit's offensive line continues to be one of the top pass protecting lines in the NFL for an offense that has passed more than any other team the past three seasons (1,884 pass attempts).

- On 702 pass plays in 2011 (most in the NFL), Detroit allowed 36 sacks for a sacks-per-pass-play percentage of 5.1 (10th best in the NFL).
- Over the past two seasons, Detroit has allowed 63 sacks (10th best in the NFL) while having the second most pass attempts (1,299) in the NFL. Their sacks-per-pass-play percentage during that span is 4.6 (7th best in the NFL).
- In 2010, Detroit finished with a sacks-per-pass play percentage of 4.09, which was the third-lowest sacks per pass play percentage allowed by the Lions since 1960.

From 2003-07, Yarno worked at his alma mater, Washington State, in his second stint as the school's offensive line coach. During the 2003 season, he guided All-Pac-10 selections Josh Parrish (first team) and Calvin Armstrong (honorable mention) to become 2003 Holiday Bowl champions. Yarno began his coaching career with the Cougars from 1991-94.

Over the course of his 17-year college coaching career, Yarno served as an offensive line coach at both LSU (2001-02), helping the team win an SEC title (2001) and at Arizona State (2000). Yarno also served as an assistant head coach/offensive line coach at Houston (1998-99) and as an offensive coordinator/offensive line coach at Idaho (1995-97).

Prior to coaching, Yarno was a two-time Pac-10 conference honoree as a defensive lineman at Washington State (1975-79). In 1979 he signed as a free agent with Tampa Bay where he played for five years (1979-1983). Yarno later joined the Denver Gold of the upstart USFL (1984-85) before returning to the Buccaneers (1985-87). Yarno finished out his NFL playing career with Atlanta (1988), Houston (1989) and Green Bay (1990).

Born August 12, 1957, Yarno and his wife, Cindy, have three children, Josh, Adrianne and George.

YARNO'S BACKGROUND

Detroit Lions	2009-
Offensive Line	2009-
Tampa Bay Buccaneers	2008
Assistant Offensive Line	2008
Washington State	2003-07
Offensive Line	2003-07
Louisiana State	2001-02
Offensive Line	2001-02
Arizona State	2000
Offensive Line	2000
Houston	1998-99
Assistant Head Coach/Offensive Line	1998-99
Idaho	1995-97
Offensive Coordinator/Offensive Line	1995-97
Washington State	1991-94
Offensive Line	1991-94



JAMES HARRIS

**Senior Personnel
Executive**
Years with Lions: 4

James Harris joined the Lions player personnel department after spending six seasons (2003-08) as the Jacksonville Jaguars Vice President of Player Personnel. While directing the Jaguars player personnel area, he oversaw all player acquisitions, including: college draft, free agency, undrafted player signings and the scouting of players on other professional leagues.

Known affectionately as "Shack," Harris has 37 years of NFL experience, with the past 25 years working in player personnel and scouting.

Harris originally began his front office career in 1987 when he joined the Tampa Bay Buccaneers as a scout, a position he would hold for six years (1987-92). He then moved on to the New York Jets and served as the team's assistant general manager from 1993-96. In 1997, Harris was named the director of pro personnel for the Baltimore Ravens. He was a member of the Ravens' player personnel department from 1997-2002, and he earned a Super Bowl ring with the Ravens as the team claimed a world championship with a victory in Super Bowl XXXV.

In 1969, Harris was drafted by Buffalo in the eighth round of the draft—an achievement of its own right since he was just one of a few blacks ever drafted at quarterback at the time. He would play for the Bills from 1969-71, and he would become the first black in NFL history to open the season as a starting quarterback. Harris then played for Los Angeles from 1973-76. While with the Rams, he was the Pro Bowl MVP in 1975 after throwing two touchdowns in a 14-13 win over the AFC. In 1976, he led the NFC with an 89.8 passer rating, which included a 436-yard outing against the Miami Dolphins. He concluded his career in San Diego where he played for the Chargers from 1977-81.

Harris has also impacted the community through the Shack Harris Doug Williams Foundation, which is a non-profit, tax-exempt organization dedicated to creating opportunities for economically disadvantaged youth. The foundation, established in 2005 with fellow NFL quarterback pioneer and Grambling State alumnus Doug Williams, provides grants for after-school initiatives, leadership development, mentoring programs and minority higher education assistance.

Harris' front office work has been recognized by numerous organizations. For two years in a row (2003 and 2004), he was one of the top-50 most influential minorities in sports by Sports Illustrated, and in 2005 he received recognition as one of "the most powerful African Americans in sports" by Black Enterprise. In March 2006, he was awarded the Fritz Pollard Alliance's Paul "Tank" Younger Award that recognized his efforts to level the playing field and improve life for minorities. In February 2007, William Rhoden featured Harris as a member of the Field Generals in ESPN's "Third and a Mile: The Trials and Triumphs of the Black Quarterback." Last year, Harris received the Onyx Awards Achievement in Sports by Onyx Magazine.

Prior to being drafted in 1969, Harris played for one of college football's most legendary coaches, Eddie Robinson, at Grambling State. During each of his four seasons (1965-68), the Tigers won or shared the SWAC title. He was named MVP of the 1967 Orange Blossom Classic and was named Pittsburgh Courier Player of the Year in 1968. As a legendary athlete and quarterback at Carroll High School in his hometown of Monroe, La., Harris received two-time All-State honors as he led Carroll to two unbeaten seasons and a state title.

Harris and his wife, Vickie, have two sons, James and Aaron, and two daughters, Felicia and Ashley.



SHELDON WHITE

**Vice President of
Pro Personnel**
Years with Lions: 16

Sheldon White is entering his 16th season with the Lions. He was promoted to Vice President of Pro Personnel April 30, 2009. During his first three years in the Lions personnel department, White fulfilled a myriad of roles: in 1997 as the team's BLESTO area scout, in 1998 as an area scout and in 1999 working in both the college and pro scouting areas before becoming Director of Pro Personnel in 2000.

In his current capacity as Vice President of Pro Personnel, White is involved in all player personnel matters and remains in constant communication with general manager Martin Mayhew, president Tom Lewand and head coach Jim Schwartz, as well as agents, the coaching staff, trainers, the media department, equipment managers, and the finance department regarding personnel transactions. He heads a team of personnel scouts that are responsible for evaluating all of the players in the National Football League, including the current Lions roster, and is also in charge of tryouts and visits for potential additional signings. White runs the free agent meetings, plays a key role in free agency and is an integral part of the draft process. He is also involved with the negotiating process, providing detailed reports on pro and college prospects, and has negotiated high round draft choices and selected free agents. Additionally, White runs a scouting internship program for prospective scouts during training camp and is in charge of the seasonal interns. Finally, he is responsible for the Lions' official daily transactions and ensures that the team is in compliance with the NFL Player Personnel rules and regulations.

In 2012, White was a recipient of the Johnnie Cochran Salute to Excellence award, alongside 5 general managers, 2 head coaches and former commissioner Paul Tagliabue. The awards were given to Tagliabue and some front office executives from high achieving teams during the 2011 season.

In 2004, White completed the NFL's career development program at Stanford's Graduate School of Business.

White, a Lions defensive back from 1990-1992, initially re-joined the organization in '97 as a BLESTO scout after coaching wide receivers at his alma mater, Miami (Ohio) from 1994-96. That post followed a six-year NFL playing career in which White also saw action for the New York Giants in 1988-89 and the Cincinnati Bengals in 1993.

A native of Dayton, OH, White was a four year starter at Miami (Ohio) from 1984-87, and was named to their first team All-Century team. He earned first team All-MAC and honorable mention All-American honors in 1986-87 and served as a key contributor to the school's MAC title in '86.

In 1988, he was selected by the Giants in the third round (62nd overall) of the NFL Draft, and was named to the All-NFL Rookie first-team by College & Pro Football Weekly. White was also named the team's Rookie of the Year after leading the club with four interceptions. Following a two-year stint in New York, White signed with the Lions. He played three seasons in Detroit and was an integral part of the 1991 team that won the NFC Central title and advanced to the NFC Championship game. White then signed as an unrestricted free agent with the Bengals, where he spent the '93 campaign, before entering the coaching ranks at Miami (Ohio) in 1994.

In July 2004, White began serving as a member of the Business Advisory Council Executive Committee of the Richard T. Farmer School of Business at his alma mater, Miami University.

White graduated from Miami with a bachelor of science degree in Business, majoring in Finance. He and his wife, Amy, have four children: sons Sheldon II, Jordan, and Cody, and a daughter, Lacy.

**SCOTT
McEWEN****Director of
College Scouting**
Years with Lions: 26

Scott McEwen is now in his 26th season working in the Lions' personnel department. He manages the college side of the team's scouting department, and he is a key cog in the team's evaluation of college players throughout the country. McEwen plays an integral role in the team's planning and preparation for the annual college selection meeting.

McEwen is the team's elder statesman among the members of the player personnel department, having been a member of the scouting staff for the longest period of time. He originally joined the organization in 1987.

A 1980 graduate of West Liberty State (W.V.), McEwen began his tenure with the Lions as an area scout after spending two seasons working for the BLESTO Scouting Service. Prior to his scouting career, the East McKeesport, Pa., native served as the defensive line coach at his alma mater from 1980-81, and later coached four seasons at Duquesne University (Pittsburgh, Pa.).

McEwen and his wife, Colleen, reside in Pittsburgh, Pa., and have four sons: Scott Jr., Matthew, Patrick and Michael.

**MILLER
McCALMON****Assistant Director of
Pro Personnel**
Years with Lions: 4

Miller McCalmon joined the Lions player personnel department in 2009 and has 35 years of experience in the NFL as a scout, coach and administrator. From May 2000-May 2007, McCalmon was the Houston Texans' associate director of pro scouting. McCalmon previously was a college scout with the Washington Redskins for 10 years, and during the 1999 season he worked with General Manager Martin Mayhew who was an intern in the Redskins scouting department.

From 1988-89, McCalmon served as a scout for BLESTO, the national scouting combine that represents 12 NFL teams.

Prior to his stints as a scout in the NFL, McCalmon served in several coaching capacities. From 1986-87, he was an assistant coach with the Houston Oilers and was in charge of special teams and tight ends. Before spending a year (1985) in private business, he worked with the Buffalo Bills from 1980-84. For three years (1980-82), he was on special assignment with the Bills under Head Coach Chuck Knox before working as special team's coach under Kay Stephenson (1983-84). From 1978-79, he was an administrative assistant for defensive planning for Head Coach Ted Marchibroda and the Baltimore Colts. He originally broke into the NFL as a personnel scout for Head Coach George Allen and the Redskins from 1976-77.

Before entering the pro ranks, McCalmon was the head coach at Erie (Colo.) High School from 1973-75. McCalmon was a graduate assistant at Colorado State from 1971-72. He began his coaching career as a graduate assistant at Tulsa in 1970 while he earned his master's degree in educational administration.

McCalmon is a native of Denver, Colo., and he and his wife, Georgia, have three daughters: Piper, Katherine and Jennifer. They also have six grandchildren: Sabina, Noel, Ana, Brooklyn, Caroline and Elijah.

**CHARLIE
SANDERS****Assistant Director of
Pro Personnel**
Years with Lions: 24

Long-time Lions' player and coach, Charlie Sanders rejoined the club in a scouting role February 18, 1998. He was promoted to Assistant Director of Pro Personnel March 1, 2000 after serving the previous two seasons as a pro scout. Sanders compiles reports and evaluations on upcoming Lions' opponents and players throughout the league and aids in preparation for the NFL Draft.

Sanders is a member of the Pro Football Hall of Fame Class of 2007 and is only the seventh tight end in NFL history to be enshrined into the Pro Football Hall of Fame.

Overall, Sanders has spent 39 years affiliated with the Detroit Lions organization, including 10 years as a player (1968-77), seven as a broadcaster (1983-88, 1997), eight as a coach (1989-96) and the last 14 as a player personnel scout (1998-10).

After eight years on the Lions' coaching staff (tight ends in 1989-90 and wide receivers in 1991-96), Sanders spent the 1997 season as a radio broadcaster on the team's flagship station, WXYT. That assignment added to a radio broadcast resume that includes time as the club's color commentator from 1983-88.

One of the best tight ends of his era, Sanders caught 336 passes (fifth on the team's all-time list) during his 10-year career (1968-77) for 4,817 yards. He appeared in seven Pro Bowls, was twice named All-Pro and missed only 12 games during his career.

Drafted by the Lions in the third round from the University of Minnesota in 1968, Sanders was the only rookie that season selected to play in the Pro Bowl and he finished second to then-teammate Earl McCullough for NFL Rookie of the Year honors. He was inducted into the Michigan Sports Hall of Fame in 1990, the North Carolina Sports Hall of Fame, his native state, in 1997 and the Guilford County Sports Hall of Fame in 2005.

Sanders and his wife, Georgianna, have nine children - Mia, Charese, Mary Jo, Georgianna, Charlie Jr., Nathalie, Tallisa, Wayne and Jordan. Daughter Mary Jo was a professional boxer and a six-time world champion and his son Wayne played football for Saginaw Valley State University.

**LANCE
NEWMARK****Assistant Director of
College Scouting/National Scout**
Years with Lions: 14

Lance Newmark enters his 14th year in the Lions player personnel department and his fifth as Assistant Director of College Scouting. Newmark, 37, continues to evaluate prospects as a National Scout, and has added responsibilities within the club's college scouting effort.

Newmark's time with the Lions began in 1998, assisting the player personnel department with various pro and college scouting assignments during the season and in preparation for the 1999 NFL Draft. Newmark was officially hired as a personnel scout on May 1, 1999. Newmark worked six seasons in that role before being promoted to National Scout in 2005.

Raised in La Mesa, California, Newmark played wide receiver for two years at San Diego Mesa College, before transferring to the University of San Diego for one year, where injuries ended his playing career. Newmark holds a degree in social sciences.

Prior to his time with the Lions, Newmark worked two years for the San Diego Chargers as a staff assistant.

Newmark and his wife, Jennifer, reside in Commerce Township, Michigan with their daughters Laci, Kendall and Ava.

**CARY
CONKLIN****Regional
Scout**
Years with Lions: 4

Cary Conklin, who serves as the team's West Coast regional scout, brings both scouting and coaching experience to the team's player personnel department. From 2006-08, Conklin was a scout for the St. Louis Rams and was a scout for the Washington Redskins in 2003. As a coach, Conklin coached quarterbacks at Eastern Michigan from 2000-01 and was the wide receivers coach at the University of Washington in 1998. He began his coaching career at Washington where he was a student assistant and worked with quarterbacks from 1996-98.

In 1990, Conklin was a fourth-round pick at quarterback by the Washington Redskins in the NFL Draft. He played for the Redskins from 1990-94 and with the San Francisco 49ers in 1995. Conklin was a teammate of Mayhew with the Redskins during the 1990-92 seasons.

In college, Conklin set numerous passing records for the Washington Huskies. He was recruited to play for the Huskies after being named Washington's Gatorade Player of the Year while attending Eisenhower High School in Yakima, Wash.

Conklin is married to wife, Demetra, and has two daughters, Cosette and Violet, and a son, Canon.

**CHAD
HENRY****Regional
Scout**
Years with Lions: 15

Chad Henry, one of the team's regional scouts who evaluates college talent throughout the year, enters his 15th year working full-time in the Lions' player personnel department and 16th year overall in the organization. He originally served as the team's BLESTO scout before being promoted to area scout in 2000.

Henry possesses a variety of experience, both in coaching and scouting at all levels of football. Before being hired full-time in 1998, he spent a year as an intern in the Lions' personnel department and assisted in numerous capacities in both college and pro scouting. He also served as a personnel and coaching staff assistant for the San Diego Chargers during training camp in 1996. Among Henry's coaching stops were at his alma mater, Indiana (Pa.) Area Senior High School in the Fall of '97, and as a scholastic level summer league baseball coach in 1996-97. He is also active with the western PA-based charitable organization The Homeboys Foundation, including coaching at their annual free football camp for youth ages 6-18.

Although side effects from a bout with cancer during high school ended Henry's playing career prematurely, he continued in football as a student assistant at Penn State from 1991-93. He was also an undergraduate assistant coach and recruiting assistant at Indiana University of Pennsylvania upon transferring there in the spring of 1994.

In May 1996, Henry received his bachelor degree from Indiana University of Pennsylvania in English. He completed his master's work in labor and industrial relations from the same school in May 1998.

Henry, and his wife, Holly, reside in Pittsburgh, Pa. They have three children: Leah, Madeline, and Trent. Henry's father, Jack, coached the Lions' offensive line from 1997-99, and retired in 2009 after a 40 year coaching career.

**JOE
KELLEHER****BLESTO
Scout**
Years with Lions: 2

Joe Kelleher joined the Lions in June, 2011 and enters his second season with the team. He serves as the team's BLESTO scout.

Kelleher joined the Lions' Player Personnel Department having worked most recently as a scouting assistant for National Football Scouting and the National Invitational Camp (NFL Combine). After his hiring by National Football Scouting in November 2009, Kelleher assisted in several aspects of the organization's operations, including the review of scouting reports, overseeing daily management of the NFL Medical Database website and assisting in the preparation and operations of the NFL Combine held annually in Indianapolis.

Earlier that year, Kelleher served a six-month internship as a scouting intern for BLESTO Scouting.

In 2008, Kelleher interned for the Lions Football Operations Department, and he assisted with the team's training camp logistics, team travel and other aspects of the team's day-to-day football operations. He previously interned with the New York Giants Pro Personnel Department during training camp in 2007.

Kelleher attended Butler University and played offensive tackle and tight end for the Bulldogs football team. Kelleher graduated from Butler with a bachelor's degree in business-marketing. He went on to earn a master's of business administration and a master's of sports administration from Ohio University.

Kelleher is a native of Potomac, Maryland and currently resides in Indianapolis, Indiana.

**ROB
LOHMAN**
**College Scouting Coordinator/
Regional Scout**
Years with Lions: 6

Rob Lohman enters his sixth season with the Lions. He serves as the team's college scouting coordinator, handling various administrative duties within the college scouting department, and is also a regional scout.

He originally joined the player personnel staff in May 2007 and had a variety of responsibilities in both college and pro scouting, including serving as the team's advance scout during his first season.

Previously, Lohman spent six years with the Houston Texans, and was a member of the organization before it began play in the NFL in 2002. From 2004-06, he served as the team's northeast regional scout, and was the team's pro administrator from 2002-03. Additionally in 2003, he handled all the team advance scouting duties. Lohman joined the Texans in 2001 as a scouting intern.

Before entering the NFL ranks in 2001, he was a graduate assistant at Syracuse University, where he earned his master's degree in higher education.

In 1998, Lohman was a special teams and recruiting assistant at Hofstra.

Lohman graduated from the University of South Carolina, where he earned a bachelor degree in sports management and worked with the Gamecock's football program as an undergraduate recruiting assistant. He and his wife, Mari, have a son, Brenden.



SILAS MCKINNIE

**Regional
Scout**
Years with Lions: 10

Silas McKinnie enters his 10th season as personnel scout with the Lions. Prior to joining the club in 2003, McKinnie spent five NFL seasons (1997-2002) as a regional scout with the Minnesota Vikings.

Before joining the Vikings, McKinnie concluded a 20-year career as a college basketball coach, including a three-year stint as an assistant coach for the University of Miami (1994-96).

McKinnie played football at the University of Iowa from 1965-67, where he earned All-Big 10 honors as a running back. He graduated in 1968 with a bachelor's degree in speech and dramatic arts. Following graduation, McKinnie played five seasons of professional football with the Saskatchewan Rough Riders of the Canadian Football League (1968-71, '73). He signed with the St. Louis Cardinals in 1972, but played the season with the Atlanta Falcons and the Kansas City Chiefs.

Silas Anthony McKinnie was born in Detroit. He attended Robichaud High School in Dearborn, Mich., where he earned all-state honors in both football and basketball. He has a daughter, Ixchel, and a son, Lance.



DAVE SEARS

**Regional
Scout**
Years with Lions: 6

Dave Sears joined the team as a regional scout in May 2007 after spending seven seasons with the Houston Texans organization. He joined the Texans' personnel department in May 2000 to scout the central region.

Prior to his stint in Houston, Sears spent three seasons (1997-2000) working with Washington's scouting department. He started with the Redskins as an intern in January 1997 and was hired as their scouting administrator in May. Sears was promoted as the Redskins' BLESTO scout in May of 1998. He also spent time interning for the Springfield Falcons in the American Hockey League.

Sears earned a bachelor degree in sports management from Springfield (Mass.) College and he was a four-year linebacker for Springfield's football team. He attended Hauppauge High School in his hometown of Hauppauge, N.Y., and lettered in football, basketball and lacrosse.

Sears is married to wife, Nancy and together they have a daughter, Delaine.



DAVE UYRUS

**National
Scout**
Years with Lions: 13

Dave Uyrus joined the Lions' personnel department as an area scout in June 2000, and 2011 marks his 13th season with the club. Prior to joining the club's scouting staff, Uyrus spent seven years (1994-2000) with New England. He started as their assistant director of pro scouting (1994-96) and then was director of pro scouting for three years (1997-99). Uyrus worked as a national scout for the Patriots in 2000.

Uyrus has been coaching and scouting in the collegiate and professional ranks for nearly 40 years, beginning with his first job in 1974 as freshman coach of his alma mater, Middlebury College. In 1975 he coached the varsity tight ends at Brown University and the following year he was an assistant coach at Lee High School in Lee, Massachusetts. He then joined Dick MacPherson's staff at

Massachusetts as a graduate assistant in 1977-78 before moving on to American International in 1979 and Merchant Marine Academy in 1980.

Following those stints, Uyrus then re-joined MacPherson's staff at Syracuse in 1981. He spent 10 seasons (1981-90) with the Orangeman, six as the tight ends and special teams coach (1985-90). He moved into the professional ranks after MacPherson was named the head coach of the Patriots in 1991. He spent the 1991-92 campaigns as the Patriots' assistant defensive line and special teams coach before coaching the tight ends and special teams at Cornell in 1993.

As a player, Uyrus earned honorable mention Little All-American, All-ECAC and All-New England Small College honors as a junior at Middlebury.

He and his wife, Heidi, have two daughters: Haley and Gwendolyn.



CEDRIC SAUNDERS

**Vice President of
Football Operations**
Years with Lions: 7

Cedric Saunders is in his seventh year with the Lions and was named vice president of football operations September 24, 2008. In 2007, Saunders was promoted to director of football operations in his second season with the club. He came to Detroit after spending the previous five seasons with Tampa Bay.

Saunders works closely with Executive Vice President of Football Operations and General Manager Martin Mayhew and oversees the team's football operations, including the coordination of the year-round football calendar. Among his football operations duties, Saunders oversees the Lions' player development department, video department, equipment operations, team travel, athletic training staff, strength and conditioning, cafeteria operations, security department and human resources. Along with the coordination of those departments, he handles the annual budgets for the coaching staff, coaching support staff and player personnel department.

He also assists with player personnel, including the development of the team's roster, college scouting and on-campus visits and pro talent evaluation. Saunders plays a role in the coordination of the team's free agency and draft agenda, including free agent and draft eligible visits.

Each season, Saunders is responsible for interviewing and hiring coaching interns as part of the NFL Minority Coaching Program.

In addition to his various football operations responsibilities, he also assists with contract negotiation.

While directing the player development department in Tampa Bay, Saunders helped get players involved in continuing education programs, off-season internships and jobs to prepare for possible post-NFL careers. He was also the main contact between the players and the club's community relations department and encouraged player involvement in charities and community activities.

Prior to joining the Buccaneers, Saunders spent the previous two seasons as an area scout for the Kansas City Chiefs, evaluating college talent in the Midwest. A native of Sarasota, Fla., Saunders was in training camp for three seasons with Tampa Bay (1994-96), and saw action on both the practice squad and active roster in 1995 as a tight end and special teams player. He also played with the Scottish Claymores of NFL Europe in 1997.

A four-year starter at Ohio State, Saunders posted 68 career receptions for 853 yards for the Buckeyes. He recorded 27 catches and earned second-team All-Big 10 honors as a senior in 1993 and was an honorable mention selection as a junior.

Saunders and his wife, Bashi, have two daughters, Reegan and Charlie Bleu, and two sons, Cayden and Kai.



**DEAN
KLEINSCHMIDT**
**Coordinator of
Athletic Medicine/
Athletic Trainer**
Years with Lions: 6

Dean Kleinschmidt, who was hired in April 2007, has acquired over three decades of experience in the athletic medicine field, most of which occurred on the NFL level. Kleinschmidt, now in his sixth season with the Lions, oversees the team's athletic training and medical operations.

Kleinschmidt's distinguished career as an athletic trainer includes 39 years in the NFL and three seasons in Division I college athletics. Prior to joining the Lions, he completed three seasons (2004-06) as the head athletic trainer for Indiana University's football program.

Previous to his stint at Indiana, Kleinschmidt was the head athletic trainer for the Washington Redskins (2002-03). For a two-year period, he worked in the private sector as the administrative director at East Jefferson Hospital Wellness Center in Metairie, La. (2001-02).

For 31 years, Kleinschmidt served as an assistant (1969-70) and head athletic trainer (1971-99) for the New Orleans Saints. He was promoted to head athletic trainer in 1971, becoming the NFL's youngest ever head athletic trainer at the age of 24.

Kleinschmidt is a 1970 graduate from Indiana University where he earned a bachelor's degree in health and safety and a major in athletic training. His work has been well-recognized throughout his career, and he is an inductee in the Senior Bowl Hall of Fame (2008), Southeastern Athletic Trainers Association Hall of Fame (2007), New Orleans Saints Hall of Fame (2002), National Athletic Trainers Association Hall of Fame (1994) and the Louisiana Athletic Trainers Association Hall of Fame (1990).

In 2003, Kleinschmidt was awarded the National College Football Foundation Athletic Trainer of the Year, and he has received distinguished awards from Indiana University and the U.S. Sports Academy.

In 1986, he directed an athletic training department for the Saints that was named the NFL Athletic Training Staff of the Year.

In addition to his duties over the years, Kleinschmidt has coordinated all sports medicine efforts at the Senior Bowl All-Star Game in Mobile, Ala., since 1971. He also has served on the board of directors and as president, including three terms, of the Professional Football Athletic Trainers Society. During his career, Kleinschmidt has been a member of two NFL advisory committees to the Commissioner: Drugs of Abuse & Alcohol and Anabolic Steroids & Related Substances.

Dean and his wife, Marlene, have a son, Rhett, and a daughter, Morgan. Rhett, who played wide receiver at Indiana University, is now a weekend sports anchor and reporter for the NBC affiliate WHDH-TV in Boston. Morgan is a junior at Louisiana State University.



**AL
BELLAMY**
**Athletic
Trainer**
Years with Lions: 12

Al Bellamy enters his 12th season as athletic trainer. In his role, Bellamy helps manage the team's athletic training staff and works closely with the team's physicians.

Bellamy arrived in Detroit following 13 years as assistant trainer with the Washington Redskins. Bellamy began working with the Redskins in 1988 and was a member of the team's medical staff when Washington won Super Bowl XXVI.

In 2009, Bellamy also served on the Gatorade Advisory Board.

Prior to joining the Redskins, he served a two-year stint as an assistant athletic trainer with the University of Miami (Fla.) football team (1986-87). During this span, he worked with the Hurricanes' program that claimed the 1987 National Championship and included former Lions' safety Bennie Blades and wide receiver Brett Perriman. That assignment was his first full-time job and came after he had

earned his master's degree in physical education (emphasis on sports medicine) from Syracuse.

Before obtaining his master's from Syracuse, Bellamy attended Michigan State as an undergraduate and received his bachelor's degree in health education in 1984. While at MSU, he began working in the NFL when he served training camp internships with both the St. Louis Cardinals and San Francisco 49ers.

Prior to attending Michigan State, Bellamy attended Archbishop John Carroll High School in Washington, DC. In recognition of Bellamy's career in athletic training, the school's annual Student Athletic Trainer and Manager of the Year Award is named in his honor.

He and his wife, Sharon, reside in Northville, Mich., with their son, Chase, and daughter, Ashley.



**BILL
KEENIST**
**Senior Vice President of
Communications**
Years with Lions: 28

Bill Keenist embarks upon his 28th year within the Lions' organization. In 2001, he was promoted to the post of senior vice president of communications. Keenist is the team's chief spokesman on organizational matters.

Along with leading the team's communications initiatives and operations, and he also works closely with other team business initiatives, including broadcasting, community affairs, digital media, marketing, sales and tickets.

For seven years prior, Keenist served as a team vice president supervising the areas of communications, broadcasting and marketing. In 1994-95, Keenist directed the team's launch of several in-house media programs, including: a team television show, radio shows, a state-wide preseason TV and highlight show network, team newspaper, magazine and Internet site. Many of those entities are still in operation today.

Keenist has over the years assisted in the negotiations of broadcast contracts for local radio and TV, most recently including the Lions' radio deal in 2005 when the Lions renewed their relationship with Infinity Broadcasting by inking a new five-year deal that includes greater presence on the team's flagship station, 97.1 FM, and other auxiliary programming.

In 1997, Keenist directed a restructuring of the Lions' ticket office, which included the establishment of both telemarketing and group sales departments. In the season prior to these changes, the season ticket base had fallen to near 30,000. In 2002, the first year at Ford Field, the Lions sold out their regular season ticket packages and, for the first time, have a waiting list for prospective season ticket buyers.

Keenist has been with the Lions since 1985 when he was hired as assistant public relations director. In 1987 he was named director of public relations, a position he held until his appointment as director of marketing, broadcasting and communications in 1991. He held that position until 1994 when he was promoted to vice president for administration and communications.

In 1981, Keenist's NFL career began when he worked for the Washington Redskins as a public relations assistant. He was a member of the Redskins staff when the team won Super Bowl XVII in 1983 over Miami. He also served as the Redskins' director of promotions in 1983.

After leaving the Redskins, Keenist returned home to the Pittsburgh area where he was the public relations director for the Pittsburgh Maulers of the United States Football League in 1984. After the Maulers' one season in the USFL, Keenist served as the sports public relations director for the Pittsburgh Civic Arena, where he worked primarily with the Pittsburgh Penguins.

Keenist's talents have been recognized around the NFL. For Super Bowls XXIV through XXVIII he had the honor of being selected a public relations co-captain, which involves the coordination of all media-related activities at the Super Bowl. In all, he has worked a total of 19 Super Bowls for the NFL. In the past, he has served on the following NFL PR/Marketing Committees: Broadcasting; Governmental Affairs and Insider Magazine. Keenist has been the PR Chairman of the NFL Central division and Chairman of the Public Relations Special Projects Committee.

In 2002, Keenist was honored by the Detroit Sports Broadcasters Association with the "Best of the Best" award, which annually honors the top sports public relations person in the Detroit media market.



In 2003, the Lions' 2002 club seat ticket commercial, produced by Keenist, was nominated for an EMMY, a first for any Lions' production.

Also among Keenist's accomplishments, he served as a member of Detroit's Super Bowl XL Communications Task Force Committee, and played a key role in the organization's public relations efforts during several Super Bowl XL related events.

Keenist holds a master's degree in sports administration from Ohio University. He also received his bachelor degree in journalism from Ohio and was a recipient of a Sports Administration Scholarship from the NFL in 1981. As sports editor of The Ohio University Post in 1980, his sports section was named the Best College Sports Section in America by a national panel of sportswriters and columnists, an honor for which he received a post-graduate scholarship.

He then served a graduate internship at Duke University where he worked in the athletic department.

In 2004, Keenist was inducted into the Elizabeth Forward High School Hall of Fame in his hometown of Elizabeth, Pa., and was a member of the school's Class of 1976.

In 2006, Keenist was awarded a medal of merit by Ohio's Alumni Association, which annually honors alumni who have distinguished themselves in their respective professions.

Keenist, 54, lives in Oxford with his wife Cindy and their three children: sons, Billy and Christopher, and daughter, Lindsay. He is an active member of Oxford High School's Athletic Boosters, a member of the Oxford School District Strategic Planning Committee and serves on Oxford's School Board.

Both sons, Billy and Christopher, played for the Bulldogs football program at Adrian (Mich.) College.



ELIZABETH PARKINSON

**Senior Vice President of
Marketing and Partnerships**
Year with Lions: 1

Elizabeth Parkinson joins the Lions senior management staff as senior vice president of marketing and partnerships. Parkinson will oversee marketing, promotions, corporate partnerships, community relations and digital media, and she will work closely with broadcasting, guest services and youth football.

Prior to joining the Lions, Parkinson served as the senior vice president of marketing and communications for the Michigan Economic Development Corporation, reporting to MEDC President Michael Finney and Governor Rick Snyder. The MEDC serves as the state's marketing arm and lead agency for business, talent and jobs, tourism, film and digital incentives, arts and cultural grants, and overall economic growth.

In her role at the MEDC, she directed all business and consumer marketing and communications, which included oversight of Travel Michigan, media relations, advertising, events, web development and graphics. She had direct oversight of the award-winning Pure Michigan campaign.

Before joining the MEDC, Parkinson served as director of marketing and public relations for Ann Arbor SPARK, developing and implementing the organization's integrated marketing and public relations effort. Through aggressive public outreach and targeted advertising, along with the development of digital and social media tools, SPARK was recognized nationally under her leadership.

Parkinson also worked at Edelman Public Relations in Chicago, serving as executive vice president of the Creative Solutions group. She developed, coordinated and executed several creative campaigns for multi-national clients, including: Microsoft, Kraft, KFC, Pizza Hut, FTD, Case IH, Allstate, Abbott, Pfizer, Fuji Film, Mexico Ministry of Tourism, Illinois Board of Tourism, Bacardi, Underwriters Laboratories and Whirlpool.

As a graduate from Alma College, Parkinson holds a bachelor of arts degree in marketing and accounting from Alma College. She and her husband, Frank, have four children, Madeline, Isabella, Carmen and Frank. Parkinson has held numerous board positions including the Michigan Travel Commission, Michigan Council for Arts and Cultural Affairs, Washtenaw Economic Club and the Arts Alliance.



LUIS PEREZ

**Senior Vice President and
Chief Financial Officer**
Year with Lions: 2

Perez joined the Detroit Lions front office as senior vice president and chief financial officer in 2011 and now is in his second year with the organization. His role will consist of overseeing the club and stadium's financial, insurance, banking, information technology, business systems, retail store and purchasing operations. Perez reports directly to President Tom Lewand.

Before joining the Lions, he spent seven years as the managing director at Modell Ventures.

Perez comes to Detroit with over 12 years of financial related experience in the sports industry. He has served as the chief financial officer for the Baltimore Ravens (1998-2004) as well as controller for the New York Knicks and the New York Rangers (1997-98). Prior to joining the Knicks and Rangers, Perez was controller for the Philadelphia Phillies (1992-97). He began his career as a member of the international accounting firm of KPMG (1986-92), becoming a CPA in 1990.

In 1986, Perez graduated from the College of New Jersey with a B.S. in accounting. While at the College of New Jersey, he was a captain of the baseball team and was an Academic All-America nominee after his junior and senior years.

Perez has sat on the board for The SEED Foundation since 2007. SEED (www.seedfoundation.com) partners with urban communities to provide innovative educational opportunities that prepare underserved students for success in college and beyond.

Born in Las Villas, Cuba, Luis moved to the United States at the age of four. He and his wife, Joanne, have three daughters: Kelly, Allison and Christina.

2012 DETROIT LIONS

PLAYER PROFILES





CLIFF AVRIL

Defensive End

Purdue

Ht: 6-3

Born: 4/8/86

Draft: '08, R3c (92)-Det

5th Year

Wt: 260

Green Cove Springs, Fla.

92

Complete biographical information available on Detroitlions.com.

MANE FACTS

- Twitter: @cliffavril
- Having not started playing football until the 11th grade, Avril looked up to RB Barry Sanders and RB Emmitt Smith. When he started playing football, he'd pay attention to LB DeMarcus Ware and guys that played in the 3-4 scheme.
- Avril enjoys playing basketball, but has slowed down a little now that he dedicates much of his time to football. He also likes to sit at home and play video games.
- During the offseason Avril likes to go home and chill out with his family since he can't see them much for half of the year.
- After football, Avril would like to own a couple of businesses. He wouldn't mind owning a few clothing stores, or a few stores in the mall back at home.

TRANSACTIONS

- Drafted by the Detroit Lions in the third round (92nd overall) in the 2008 NFL Draft.
- Designated as the Lions Franchise Player March 5, 2012. Signed tender August 5, 2012.

PRO

Now in his fifth NFL season, Avril has proven effective as a pass rusher and has a knack for forcing fumbles while taking down opponent's quarterbacks.

- Has played 57 career games (44 starts) and amassed 129 tackles (94 solo), 30.0 sacks (221 yards), 11 pass defenses, 14 forced fumbles, 5 fumble recoveries (1 returned for a touchdown), and 1 interception (returned for a touchdown).
- Set career-high with 11 sacks during 2011 season, and added fumble and interception return touchdowns to season resume.
- Named NFC Defensive Player of the Week for Week 8 (2011), first of career, following his performance against the Denver Broncos that included 2 sacks, 2 forced fumbles and a fumble return for touchdown.
- In 2011, averaged 8.5 sacks per game, despite missing three games due to injury. It didn't take long for Avril to prove himself as a pro, during his rookie season (2008) as he quickly emerged as a regular contributor in the defensive end rotation. Among all rookie pass rushers in 2008, he finished tied for first with 5.0 sacks and was first with four forced fumbles. He finished season starting the final four games.

2011: Team's starting left end. Finished season with 36 tackles, Career-high and team-high 11.0 sacks, 3 pass defenses, 6 forced fumbles (2nd in NFL), 3 fumble recoveries (tied for 2nd; 1 returned for TD) and 1 interception (returned for TD).

- First Lions defensive player since sacks became official in 1982 to register 10+ sacks, 1 fumble return TD and one interception return TD in the same season. He is only the sixth player in the NFL to accomplish that feat since 1982 and the first since Cowboys LB DeMarcus Ware in 2006.
- Recorded his third-career fumble recovery in home opener vs. Kansas City (9/18). The recovery came in the fourth quarter on first-and-10 on the Chiefs' 26-yard line and set the stage for a Lions' 1-yard touchdown run by Jahvis Burrell.
- Recorded his 20th career sack (loss of 8 yards) and his eighth career forced fumble in the Lions' 26-23 overtime win at Minnesota (9/25).
- Was a disruptive force against Denver QB Tim Tebow recording 3 tackles (all solo), 2 sacks for a loss of 22 yards, forced 2 fumbles, and had a 24-yard fumble recovery for a touchdown. The fumble return for touchdown was his first career score.
- Sacked Bears QB Jay Cutler (10-year loss) and forced fumble vs. Chicago (11/13). Fourth forced fumble of 2011 tied a career single-season high.
- Had a sack and a forced fumble of Packers QB Aaron Rodgers vs. Green Bay (11/24). It was his seventh sack of the season taking the team lead in that category. It was his career-high fifth forced fumble of the season.
- Averil finished with 2 sacks (all solo), 2.0 sacks, 3 tackles-for-loss, 1 forced fumble and 1 fumble recovery vs. the Vikings (12/11).
- On opening defensive play vs. Vikings (12/11), he registered a 10-yard sack and forced fumble resulting in a fumble recovery for a touchdown in the endzone by LB Stephen Tulloch. It was his eighth sack this season.
- Averil stopped Vikings (12/11) on their third drive of game with a 3-yard sack, establishing a new single-season career high with 9.0 sacks.
- Averil's fumble recovery vs. Minnesota (12/11) occurred on final play of game with Lions facing 1st-and-goal at the Lions 1-yard line. LB DeAndre Levy sacked the Vikings for a 10-yard loss and forced a fumble that was batted and recovered by Averil at the Minnesota 43-yard line.
- Averil recorded 2 sacks (all solo) on Dec. 28 and 28 yards on Dec. 29.
- His two sacks gives him 11 sacks on the season. Averil's 11 sacks are the most by a Lions defensive player since DE James Hall had 11.5 in 2004.
- Averil's second sack of game occurred at a crucial point when he dropped the Raiders on a 3-yard loss with 21 seconds left. The Raiders had the

- ball at the 50-yard line and were creeping closer to field goal range. Late in fourth quarter vs. San Diego (12/24), Avril picked off a swing pass from QB Philip Rivers to RB Ryan Matthews and returned it 4 yards for a TD. It was his first career interception and second career touchdown.

COLLEGE

Avril moved to defensive end in his final two seasons for the Boilermakers and registered 30 of his 35.5 tackles behind the line of scrimmage and 12.5 of his 13 sacks from the left end position. In 40 games at Purdue, he started in 35 contests, with 12 starts coming at strong-side linebacker and the other 23 at left defensive end. He was 12th in school history with 13 sacks for minus-79 yards and finished 11th in Purdue annals with 35.5 stops for losses of 137 yards.

- Named All-Big Ten Conference by the NFL Draft Report and second-team by the league's media in 2007 after starting all 13 games at left defensive end, where he led the team and tied for tenth in the conference with 6.5 sacks and returned an interception for a touchdown
- Started the first four games at strong-side linebacker in 2006 before shifting to left defensive end for the final 10 games.
- Played in 10 games as a sophomore in 2005 before a midseason back fracture forced him to sit out for the rest of the year and limited him in drills the following spring.

PERSONAL

Attended Clay High School (Fla.) where he earned second-team All-State honors as a defensive end as a senior and was rated the 37th best outside linebacker in the nation by Rivals.com

- Named to the Florida Times-Union Super 24 team and twice earned All-Conference accolades.
- As a senior led the team to an 11-2 record and registered 80 tackles, 9.0 sacks, 11 stops behind the line of scrimmage and four passes defended. Assisted to Class 3A All-State team by the Florida Sports Writers Association in his senior year.
- Lettered in basketball, track and field and weight lifting.

AVRIL'S SINGLE-GAME BESTS

Sacks:	8 vs. Min 12/11/11
Sacks:	3 vs. Chi 12/5/10
Pass Defenses:	2 vs. STL 11/1/09
Interceptions:	1 vs. SD 12/24/11
Interception Return Yards:	4 vs. SD 12/24/11
Interceptions Return Touchdowns:	1 vs. SD vs SD 12/24/11
Long Interception:	4 vs. SD 12/24/11
Fumbles Forced:	2 at Den 10/30/11
Fumbles Recovered:	1 (5 times) Last vs. Min 12/11/11
Fumble Return Yards:	24 at Den 10/30/11
Fumble Return Touchdowns:	1 at Den 10/30/11
Long Fumble Return:	24 at Den 10/30/11
Special Teams Tackles:	1 (twice) Last vs. STL 11/01/09

AVRIL'S DEFENSIVE STATISTICS

Year	Tm	G	S	TT	ST	AT	Sk	Yds	Int	Yds	TD	PD	FF	FR	Yds	TD	STRT
2008	Det	15	4	22	17	14	5	30	0	0	0	4	1	10	0	1	
2009	Det	13	11	40	26	14	5.5	37.5	0	0	3	3	0	0	0	1	
2010	Det	13	13	31	22	9	8.5	61	0	0	5	1	1	10	0	1	
2011	Det	16	16	36	29	7	11	92	1	4	1	3	6	3	24	1	0
Totals		57	44	129	94	35	30	220.5	1	4	1	11	14	5	44	1	3

POSTSEASON

[illegible]



JEFF BACKUS

Tackle
Michigan
Ht: 6-5
Born: 9/21/77
Draft: '01, R1 (18)-Det

12th Year
Wt: 305
Norcross, Ga.

76

Complete biographical information available on Detroitlions.com.

MAINE FACTS

- Named Lions 2009 Ed Block Courage Award winner.
- Backus is only second player out of the University of Michigan to be taken in the first round by the Lions, and the first since Detroit selected Bob Westfall in 1942 with its first pick.
- Although he spent most of his childhood in suburban Atlanta, Backus was born in Midland, Mich.
- Donated Lions' tickets for each home game to C.S. Mott's Children's Hospital through the Lions CATS (Caring Athletes Ticket Service) for Kids program.
- Took part in a special wall-raising ceremony to begin the building of the first Habitat for Humanity home sponsored by the Lions.
- Works with Mott Children's Hospital on numerous fundraisers throughout the season.

TRANSACTIONS

- Re-signed with the Lions March 20, 2012.
- Re-signed by the Lions July 14, 2006 to a long-term contract extension (six-year deal).
- Designated by the Detroit Lions as the team's Franchise Player February 23, 2006 and signed one-year tender May 15, 2006.
- Drafted by the Detroit Lions in the first round (18th overall) of the 2001 NFL Draft.

PRO

Backus has been the Lions' mainstay at left tackle since being drafted in the first round (18th overall) in the 2001 NFL Draft, and has never missed a game or start (176 consecutive starts; 177 including postseason) in his career. He has the most consecutive starts in franchise history.

- He has the longest streak among active interior (offense and defense) linemen in the League, the most among offensive players and his streak is the third longest in the NFL among active players.
- With a franchise record 176 consecutive start, he broke Hall of Fame CB Dick LeBeau's previous team record of 171.
- He is the only player drafted in 2001 who has started every game as a pro.
- According to the Elias Sports Bureau, with a start vs. Minnesota in the 2010 season finale, Backus became the 10th offensive lineman since 1970 to start 160 consecutive games.
- Among offensive linemen who started their career since 1970, Backus is the first to begin their career starting their first 160 games. Backus is seventh among offensive linemen in consecutive starts since 1970.

2011: Team's starting left tackle. Has started in 176 consecutive games, currently the most consecutive starts by any lineman (offense or defense) in the NFL. Offense finished 10th in NFL in sacks per pass play (5.1 pct) yielding 36 sacks on 702 pass plays.

- The Lions' season opener at Tampa Bay (9/11) marked the first time since 1981-82 that the Lions have started the same offensive line (same personnel at same positions) in consecutive years on opening day. Backus, LG Rob Sims, C Dominic Raiola, RG Stephen Peterman and RT Gosder Cherilus was the team's regular starting offensive line last year for the Lions, including on opening day. The last offensive group to start in consecutive years was LT Karl Baldschneier, LG Homer Elias, C Amos Fowler, RG Russ Bolinger and RT Keith Dome. That group started on opening day in that lineup three consecutive years (1980-82).
- In the opening-day win at Tampa Bay, the offensive line yielded no sacks and helped the Lions gain 126 yards on the ground.
- In the home opener vs. Kansas City (9/18), was part of an offensive line that allowed no sacks for the second consecutive game. The Lions of offense generated 48 points in the victory over the Chiefs, the most points scored by the Lions since they garnered 55 points in a Thanksgiving Day 55-20 win over Chicago (11/27/97). That game was also the last time the team scored 6 offensive touchdowns (rushing and receiving) in a single game. The last time the Lions scored 6 offensive touchdowns in a game of which at least 4 were via the pass was a 48-17 win over Chicago (10/19/81).
- Against the Chiefs, moved past G Steve Wisniewski for sole possession of ninth place on the list of most consecutive starts by an offensive lineman since 1970.
- Part of an offensive line that did not allow a sack in the team's 34-30 come-from-behind (24-point deficit) win at Dallas (10/2).
- Offensive line opened holes in the second half during the team's 24-13 win over the Chicago Bears as RB Jalil Reid-Brown ran for an 88-yard touchdown (second longest in team history) and another 43-yarder that helped seal the win. The team chewed up 181 yards on 20 carries (9.1 avg) against the Bears. The team also allowed just one sack on 27 pass plays.
- In the Lions win vs. Chicago, Backus tied Hall of Fame G Gene Upshaw

for the eighth-most consecutive games started by an offensive lineman since 1970 (Upshaw actually started 207-straight games dating back to 1967).

- With his 166th start vs. San Francisco (10/16), Backus passed Upshaw for eighth-most consecutive starts by an offensive lineman since 1970. Upshaw started 207-straight games dating back to 1967.
- Helped allow 104 yards rushing vs. Atlanta (10/23) who's defense was ranked sixth in the league in rushing yards per game. Maurice Morris finished with 9 carries for 50 yards (5.6 avg.) and Keiland Williams finished with 9 carries for 44 yards (4.9 avg.).
- Part of an offensive line that rushed for 113 yards and a touchdown at Denver (10/30). Maurice Morris finished with 58 yards on 13 carries (4.5 avg.) and a touchdown. Also helped protect Matthew Stafford, who threw for 267 yards and 3 touchdowns.
- Helped protect Matthew Stafford in order for him to set a new franchise record 63 passing attempts vs. Chicago (11/13).
- He started his 170th consecutive game vs. Carolina (11/20) tying him with C Dermott Dawson for the seventh-most consecutive starts by an offensive lineman since 1970. Offensively, the line helped produce 169 total rushing yards (second-highest of season) and 495 total yards (most since 1997 for Lions).
- Started his 171st consecutive start of his career vs. Green Bay (11/24). He tied Lions Hall of Fame CB Dick LeBeau for the most consecutive starts in team history. He has started every game since he was drafted by the Lions in 2001.
- With a start at New Orleans (12/4), Backus established a new franchise record for consecutive starts with 172. Backus broke the team's record previously set by Hall of Fame CB Dick LeBeau (171).

COLLEGE

Starter for the Wolverines at left tackle from 1997-2000. Finished his career with 49 consecutive starts, one shy of the school record of 50 by current Detroit Lions' right tackle, Jon Jansen (1995-98).

- Teamed with Seattle Seahawks 2001 first-round pick, guard Steve Hutchinson, to man the left side of Michigan's offensive line in every campaign since their freshman year.
- Earned All-Big Ten honors four straight years and was an All-American second-team selection by College Football News and ABC Sports. Honorable mention from CNN/Sports Illustrated. Consensus All-Big Ten first-team pick as a senior.
- Co-recipie of the Hugh H. Rader Award for his junior and senior years, given to the team's top offensive lineman.
- In 1999, he was an All-Big Ten first-team selection by the media, and earned University of Michigan Athletic Academic Achievement honors after starting every game at left tackle.
- Started at left tackle during Michigan's march to 1997 Rose Bowl and had a hand in Wolverines winning A.P. National Championship.
- Earned general studies degree in Dec. 2000.

PERSONAL

Selected to the first-team All-USA squad by USA Today at Norcross (Ga.) High. Was picked to Atlanta Journal-Constitution Super 11 and Super Seven of the Macon Touchdown Club and Chosen as the Gwinnett Touchdown Club Lineman of the Year.

- Selected to play in Florida-Georgia All-Star Game following senior season.
- Named All-American by Scholastic Coach, Schutt Sports, Reebok, Prep Football Report, Super Prep and was a member of Blue Chip Illustrated's Dream Team.
- Started four years of high school baseball, playing first base and pitcher.
- His mother, uncle and grandfather all graduated from Michigan.
- Born Jeffrey Carl Backus on Sept. 21, 1977 in Midland, Mich.

BACKUSGAMES/STARTS

Year Tm G S

2001	Det	16	16
2002	Det	16	16
2003	Det	16	16
2004	Det	16	16
2005	Det	16	16
2006	Det	16	16
2007	Det	16	16
2008	Det	16	16
2009	Det	16	16
2010	Det	16	16
2011	Det	16	16
Totals		176	176

POSTSEASON

Year	Tm	G	S
2011	Det	1	1
Total		1	1



DWIGHT BENTLEY

Cornerback
Louisiana-Lafayette
Ht: 5-10
Born: 5/16/89
Draft: '12, R3 (85)-Det

Rookie
Wt: 176
Pahokee, Fla.

28

Complete biographical information available on Detroitlions.com.

MANE FACTS

- Prefers to be called "Bill." Family started calling him "Bill" when he was younger because they thought he strongly resembled the featured character in the Bill Cosby cartoon, *Little Bill*.

TRANSACTIONS

- Drafted by the Detroit Lions in the third round (85th overall) of the 2012 NFL Draft.

COLLEGE

Bentley started 45 of 48 games at Louisiana-Lafayette, ranking fifth in school history among defensive backs with 232 tackles (183 solo). He finished his career with 1.5 sacks for minus 12 yards and 13 stops for losses totaling 54 yards. His seven career interceptions, three of which were returned for touchdowns, set a school and Sun Belt Conference career-record and also tied for first among active NCAA Football Bowl Sub-division players.

2011: Named First Team All-Sun Belt and participated in the 2011 Senior Bowl. Started all 13 games at cornerback as a senior and was named Second Team All-Louisiana by the Louisiana Sports Writer's Association.

- Finished fifth on the team with 71 tackles (53 solo) and added 5 tackles for loss.
 - Collected six pass breakups and nine passes defended.
 - Recorded three interceptions, returning two for touchdowns (38 yards at Oklahoma State, 41 vs. Nicholls State), and also forced two fumbles.
- 2010:** Started 11 games at cornerback as a junior. Ranked fourth overall, second among defensive backs, in tackles.

- Led all players in solo stops and was second in breakups.
- Made at least four tackles in 10 games during the season.

2009: Named All-Sun Belt honorable mention and ranked fourth on the team with 58 tackles (49 solo)

- Had three interceptions for 93 yards, including a 70-yard touchdown vs. North Texas.

PERSONAL

- Attended Pahokee High School, helping his team win three Florida Class 2A state championships. Tallied six interceptions and led all defensive backs with 25 tackles his senior year.
- Earned All-State Second Team honors as a senior.
- Son of Andrea Bentley.

BENTLEY'S COLLEGE STATS

Year	G	S	TT	ST	Sk	Yds	Int	Yds	TD	PD	FF	FR	Yds	TD	STT
2008	12	10	45	33	0	0	0	0	0	3	0	1	0	0	0
2009	11	11	58	49	1	8	3	93	1	6	0	0	0	0	0
2010	12	11	58	48	0	0	3	90	0	6	2	0	0	0	0
2011	13	13	71	53	0	0	3	90	2	6	0	0	0	0	0
Totals	48	45	136	183	1	0	9	273	3	21	2	1	0	0	0



JAHVID BEST

Running Back
California
Ht: 5-10
Born: 1/30/89
Draft: '10, R1b (30)-Det
3rd Year
Wt: 199
Richmond, Calif.

44

Complete biographical information available on Detroitlions.com.

MAINE FACTS

- Twitter: @Jahvidbest.
- Favorite running back is former Kansas City Chiefs All-Pro Priest Holmes.
- Favorite television show is *Family Guy*.
- Enjoys golfing and fishing.
- Wants to coach and/or train youth athletes after playing days are over.
- Loves steak.

TRANSACTIONS

- Drafted by the Detroit Lions in the first round (30th overall) of the 2010 NFL Draft.

PRO

Selected in the first round (30th overall) of the 2010 NFL Draft. Best brings speed and elusiveness to the Lions backfield.

- Career totals include: 255 rushing attempts for 945 yards and 6 touchdowns; 85 receptions for 744 yards and 3 touchdowns. Has recorded 1,719 total yards and 9 total touchdowns.
- As a rookie in 2010, played in 15 games (11 starts), garnered 555 rushing yards on 171 attempts and scored 4 touchdowns. He also was a weapon out of the backfield as he set a Lions rookie record with 58 receptions that went for 487 yards along with two long touchdowns (75 and 53).

2011: Team's starting running back. Tallied 677 total yards and 3 touchdowns in 6 games. Recorded 84 carries for 390 yards and 2 TDs on the ground and 27 receptions for 287 yards and 1 TD as a receiver. Placed on Reserve/Injured list November 28, 2011 due to a concussion.

- Recorded 2 touchdowns (1 rushing, 1 receiving) in home opener vs. Kansas City (9/18). Finished with 16 carries for 57 yards, 6 receptions for 66 yards and 2 scores.

- Caught 5 passes for 74 yards in the Lions 26-23 overtime win at Minnesota (9/25). Included in his receiving tally was a 60-yard screen pass that ended the third quarter. On the next play, and the first play of the fourth quarter, QB Matthew Stafford hit WR Calvin Johnson in the endzone to bring the Lions within 3 points, 20-17. Best's 60-yard reception now gives him 3 career receptions over 50 yards. As a rookie, he recorded receiving touchdowns of 75 and 53 yards.

- Team's leading rusher at Dallas (10/2) with 11 carries for 47 yards (4.3 avg.). Also had 2 catches for 23 yards.

- In the Lions 24-13 win over Chicago (10/10), Best gave the Lions a 21-10 lead in the third quarter by running off an 88-yard touchdown run. It was the second-longest run in team history and longest since RB Bob Hoernschmeyer ran a 96-yard touchdown vs. the New York Yanks November 23, 1950.

- He finished the game with 12 carries for 163 yards (13.6 avg) and 1 touchdown. It was a career high and his first career 100-yard rushing game. Best's 163 yards vs. Chicago is the most by a Lions back since RB Kevin Jones registered 196 yards vs. Arizona December 5, 2004.

- In addition to his 88-yard touchdown run, he set up the Lions final score of the game (Hanson 31-yard FG) by starting off a fourth quarter drive with a 43-yard run.

- Best became just the second player in Lions history to register an 80+-yard run (88-yard TD run vs. Chi. 10/10/11) and a 75+-yard reception (75-yard TD vs. Phi 9/19/10). He joins RB Billy Sims (81-yard run at SD 9/30/84; 87-yard TD reception at GB 9/14/80; 81-yard TD reception vs. Dal 11/15/81) as the only players in team history to accomplish this feat.

- Best teamed up with WR Calvin Johnson to put together a pair of big plays vs. the Bears, including an 88-yard touchdown run and a 73-yard touchdown reception. It marks only the second time in team history that the Lions have registered a 70+-yard reception and an 80+-yard run in the same game. The previous time was WR Herman Moore (79-yard reception) and RB Barry Sanders (82-yard TD and 80-yard TD) at Tampa Bay December 12, 1997. It was the first time in team history that the Lions have scored on both a 70-yard pass play and an 80-yard rushing play. Moore's 79-yard reception did not result in a touchdown.

- Registered 110 all-purpose yards (37 rushing, 73 receiving) vs. San Francisco (10/16).

- Inactive vs. Atlanta (10/23), at Denver (10/30), at Chicago (11/13), vs. Carolina (11/20) and vs. GB (11/24) with a concussion.

COLLEGE

Best started 18-of-31 games at California, carrying the ball 364 times for 2,668 yards (7.33 yards per carry) and 29 touchdowns. Also caught 62 passes for 533 yards (8.60 yards per catch) and six scores. As a return specialist, Best had 32 kickoff returns for 844 yards (26.38 avg). Gained 4,045 all-purpose yards, an average of 130.48 yards per game. His 1,580 yards on the ground in 2008 rank second on Cal's season-record chart.

- His 311 rushing yards vs. Washington in 2008 set a new school record,

topping the previous mark of 283 yards by Jerry Drew vs. Oregon State in 1954. His 311 yards also rank fourth in Pac-10 Conference history.

- Best's 29 TD runs tied for third on the school's career-record list.

- His 1300-yard rushing performances. Average of 8.14 yards per rushing attempt shattered the old school season-record. Best's 4,045 all-purpose yards ranks fifth in school history.

- His 2,267 all purpose yards in 2008 set a new school record. His career average of 26.38 yards per kickoff return topped the previous Cal all-time record of 25.3 yards per return by Isaac Curtis (1970-71).

- In 2009, All-Pac-10 Conference second-team selection by the league's coaches and The NFL Draft Report. Co-recipient of team's Bear Backers Offensive MVP Award. Started 8-of-9 games before being injured, carrying 141 times for 867 yards (6.15 ypc) and 12 TDs. His 12 scoring runs tied Jim Monachino (1949) for eighth on the school's season-record list. Had 22 carries for at least 10 yards (15.60%), including 12 for 20 yards or longer (8.51). Caught 22 passes for 213 yards (9.68 ypc) and four touchdowns, adding 18 yards on one kickoff return. Had eight receptions of at least 10 yards, including three that went for 20 or more yards.

PERSONAL

Attended Salesian High School (Richmond, Calif.). Earned Super Prep and Parade All-American honors as a senior. The consensus Bay Area Offensive Player of the Year rushed for 3,325 yards and 48 touchdowns as senior, setting Bay Area prep season-records. Was a "Best in the West" first-team choice by the Long Beach Press-Telegram, adding first-team All-State honors from CalHSports.com that year.

- As a junior, Best ran for 1,444 yards and added 271 yards in receptions with 20 total touchdowns, including 10 carries for 50 yards or longer.

- The tailback also excelled in track, winning a gold medal in the 200 meters at the 2005 USTAF Junior Olympics.

- In 2007, he won California State Championship in 100 meter dash with blazing time of 10.31. Finished second in 200 meters with time of 20.65.

- Son of Lisa and David Best. Full name is Jahvid Andre Best. His name is a combination of Jah and the last syllable of his father's name, David.

- Born Jan. 30, 1989 and resides in Vallejo, California.

BEST'S SINGLE-GAME STATISTICS

Rushing Attempts:	21	at TB 9/11/11
Rushing Yards:	163	vs. Chi 10/10/11
Rushing Touchdowns:	2 (twice)	Last vs. Phi 9/19/10
Long Rush:	88	vs. Chi 10/10/12
Receptions:	9	vs. Phi 9/19/10
Receiving Yards:	154	vs. Phi 9/19/10
Receiving Touchdowns:	1 (three times)	Last vs. KC 9/18/11
Long Reception:	75	vs. Phi 9/19/10
Total Yards:	232	vs. Phi 9/19/10
Total Touchdowns:	3	vs. Phi 9/19/10

BEST'S CAREER STATISTICS

RUSHING										RECEIVING					
Year	Tm	G	S	Att	Yds	Avg	Lg	TD	Rec	Yds	Avg	Lg	TD	TYds	
2010	DET	15	11	171	555	3.2	45	4	58	487	8.4	75	2	1042	
2011	DET	6	6	84	390	4.6	88	2	27	287	10.6	14	1	677	
Totals		21	17	255	945	3.7	88	6	85	774	9.1	75	3	1719	
RUSHING										RECEIVING					
Date	Opp	G	S	Att	Yds	Avg	Lg	TD	Rec	Yds	Avg	Lg	TD	TYds	
9/11	at TB	1	1	21	72	3.4	9	0	4	42	10.5	14	0	114	
9/18	KC	1	1	16	57	3.6	12	0	6	66	11.0	35	1	123	
9/25	at Min	1	1	12	14	1.2	5	0	5	74	14.8	60	0	88	
10/2	at Dal	1	1	11	47	4.3	19	0	2	23	11.5	24	0	70	
10/9	CHI	1	1	12	163	13.6	88	1	4	9	2.3	3	0	172	
10/16	SF	1	1	12	37	3.1	13	0	6	73	12.2	32	0	110	
10/23	ATL	0	0	INACTIVE/INJURED											
10/30	at Den	0	0	INACTIVE/INJURED											
11/3	at Chi	0	0	INACTIVE/INJURED											
11/20	CAR	0	0	INACTIVE/INJURED											
11/24	GB	0	0	INACTIVE/INJURED											
12/4	at NO	0	0	RESERVE/INJURED											
12/11	MIN	0	0	RESERVE/INJURED											
12/18	at Oak	0	0	RESERVE/INJURED											
12/24	SD	0	0	RESERVE/INJURED											
1/1	at GB	0	0	RESERVE/INJURED											
Totals		6	6	84	390	4.6	88	2	27	287	10.6	14	1	677	
Postseason										RECEIVING					
Year	Tm	Opp	G	S	Att	Yds	Avg	Lg	TD	Rec	Yds	Avg	Lg	TD	TYds
2012	DET	@NO	0	0	0	0	0.0	-	0	0	0	0.0	-	0	0
Totals			0	0	0	0	0.0	-	0	0	0	0.0	-	0	0



3rd Year
Wt: 256
Stantonsburg, NC
Draft: '09, R2 (43)-Car

95

➤ Majored in social science at Florida State.

[illegible]



RYAN BROYLES

Wide Receiver
Oklahoma

Ht: 5-10

Born: 4/9/88

Draft: '12, R2 (54)-Det

Rookie

Wt: 188

Norman, Okla.

84

Complete biographical information available on Detroitlions.com.

TRANSACTIONS

- Drafted by the Detroit Lions in the second round (54th overall) of the 2012 NFL Draft.

COLLEGE

Broyles finished his collegiate career as the NCAA career leader in receptions (349) and is second in receiving yards (4,586). The two-time Biletnikoff Award Finalist started in 43-of-48 career games before being lost to a torn ACL in his senior season. Broyles holds 10 Oklahoma game, season, and career records. He caught a pass in every game he played for the Sooners. Was a 2010 All-American and consensus All-Big 12 selection. Reached 100 career receptions faster than any player in school history. Also served as the Sooners' primary punt returner throughout his career, returning 107 career punts for 1,186 yards.

- Holds Oklahoma school records for receptions in a game (15), single-season receptions (131), career receptions (349), single-game receiving yards (217), single-season receiving yards (1,622), career receiving yards (4,586), single-season touchdown receptions (15), career touchdown receptions (45), single-season 100-yard games (10) and career 100-yard games (45).

2011: Biletnikoff Award finalist, Walter Camp First Team All-American and First Team All-Big 12.

- Started nine 2011 games before losing the rest of the season to injury. Registered 83 catches for 1,157 yards and 10 touchdowns before injury. Broke his own single-game record for receiving yards with 217 at Kansas. Scored touchdowns in seven of nine games on the season, including four multi-touchdown games.

2010: Set several single-season records with historical performance as a junior. Landed towards the top of NCAA statistical leaderboards in multiple receiving categories.

- Broyles ranked second in the nation in receptions (131) and fourth in receiving yards (1,622) in 2010, both OU single-season records. Set Oklahoma bowl records with 13 receptions for 170 yards in the 2010 Fiesta Bowl. Also returned 34 punts for 268 yards.

2009: As a sophomore, Broyles was named a consensus All-Big 12 punt returner and All-Big 12 second team member by the AP and Dallas Morning News.

- Set the single-season Sooners record with 89 receptions in 2009, which he topped as a junior in 2010. Was named the 2009 Sun Bowl MVP after a 13-catch, 156-yard, three-touchdown performance. He became the first Oklahoma receiver to lead the Sooners in scoring for a season after catching 15 touchdowns.

2008: Started eight of 13 games as a freshman. Ranks second in Oklahoma history with 46 catches as a freshman. Set a record for Sooners debut receiving yards with 141 on seven catches against Cincinnati.

PERSONAL

Attended Norman High School in Norman, Okla. Played football under coach Butch Peters. Had 79 career receptions for 1,688 yards and 18 touchdowns. Also registered 157 tackles and 20 interceptions as a defensive back. Named 6A-2 All-District and OCA All-State.

- Averaged 18 points per game as a high school basketball player.
- Ranked by Scout (No. 23) and Rivals (No. 11) as a top cornerback prospect.
- Son of Edward and Stephanie.
- Human Relations major.

BROYLES@COLLEGE STATISTICS

Year	Tm	G	S	RECEIVING				RUSHING			
				Rec	Yds	Avg	TD	Att	Yds	Avg	TD
2008	Okla	13	8	46	687	14.9	6	3	11	3.7	0
2009	Okla	12	12	89	1,120	12.6	15	0	0	0.0	0
2010	Okla	14	14	131	1,622	12.4	14	0	0	0.0	0
2011	Okla	9	9	83	1,157	13.9	10	1	3	3.0	0
Totals		48	43	349	4,586	13.1	45	4	14	3.5	0

Year	Tm	G	S	PUNT RETURNS				KICK RETURNS			
				PR	Yds	Avg	TD	KR	Yds	Avg	TD
2008	Okla	13	8	24	238	9.9	1	0	0	0.0	0
2009	Okla	12	12	31	492	15.9	1	4	81	20.3	0
2010	Okla	14	14	34	268	7.9	0	2	32	16.0	0
2011	Okla	9	9	18	188	10.4	0	1	8	8.0	0
Totals		48	43	107	1,168	11.2	2	7	121	17.3	0



NATE BURLESON

Wide Receiver

Nevada

Ht: 6-0

Born: 8/19/81

Draft: '03, R3 (71)-Min

10th Year

Wt: 198

Seattle, Wash.

Acquired: '10, UFA-Sea

13

Complete biographical information available on Detroitlions.com.

MANE FACTS

- Twitter: @Nate13Burleson
- Big cartoon fan and still watches when he gets a chance and favorites include: Looney Toons, Smurfs, Chip and Dale, and Dark Wing Duck.
- Has a tremendous shoe collection consisting of over 500 shoes. He has many collector shoes, dress shoes, and one-time release shoes. Loves opening up a fresh new box of shoes and smelling them and claims that the new shoe smell is better than new car smell.
- After his playing career, Burleson would like to be a football commentator for TV or radio. He has already been offered jobs as a commentator on the radio. His focus in college was speech communication, so one of his passions is to get in front of people and speak.
- Part of an athletically gifted family, started by father, Alvin, who played for the Calgary Stampers of the CFL from 1976-81. Brother, Kevin, played for the NBA's Charlotte Bobcats.

TRANSACTIONS

- Signed five-year contract with the Detroit Lions as an unrestricted free agent March 6, 2010.
- Placed on Reserve/Injured list by the Seahawks September 9, 2008
- Signed by the Seattle Seahawks as restricted free agent March 31, 2006.
- Drafted by the Minnesota Vikings in the third round (71st overall) of the 2003 NFL Draft.

PRO

Tenth-year veteran wide receiver who stretches the field and gains valuable yards after the catch. Spent the first three years of his career (2003-05) with the Minnesota Vikings and then the next four years with the Seattle Seahawks (2006-09).

- In 120 career games (90 starts), he has accumulated 391 career catches for 4,929 yards (12.6 avg) and 36 touchdowns. Also has 30 rushes for 217 yards (7.2 avg).
- Had breakout season for Minnesota in his second season (2004), leading the team in receiving yards with 1,006.
- Led Seattle in touchdowns in 2007 with seven receiving touchdowns and two return touchdowns.
- Has garnered eight career 100-yard receiving games, including one in 2011 with the Lions.

2011: Caught career-high 73 passes for 757 yards and crossed the goal-line on pass receptions 3 times. He added a career-high 11 rushing attempts for 85 yards (7.7 avg).

- Part of an offense that gained 324 total net yards in the first half of the game and took a 20-13 lead into the locker room. The last time they gained over 300 yards in the first half of a game was vs. Minnesota (11/16/97, 339 yards). It was also the first time since that game that the team has gained over 300 yards of total offense in the first half.
- Led the team in receptions (7) and yards (93) vs. Kansas City (9/18).
- Caught a 5-yard touchdown pass from QB Matthew Stafford in the fourth quarter vs. San Francisco (10/16). The touchdown reception gave the Lions a 19-15 lead.
- Recorded a team-high 8 receptions for 83 yards vs. Chicago (11/13). He also added a 10-yard run on the team's opening possession.
- Had a team-high 7 receptions for 63 yards, including a 16-yard TD catch vs. Carolina (11/20). Scored his second touchdown of the season.
- Had team-high 93 receiving yards on 5 receptions at New Orleans (12/4), including a season-long 47-yard catch.
- Recorded 7 receptions for 81 yards and a touchdown at Oakland (12/18). He scored on a 39-yard pass, his third of the season, from QB Matthew Stafford to tie the game at 14 in the second quarter.
- Had 6 catches for 83 yards vs. San Diego (12/24), including a 30-yard reception that set up a short touchdown pass from QB Matthew Stafford to RB Kevin Smith in the second quarter. His catch brought the ball inside the Chargers' 5-yard line.

COLLEGE

Recorded 248 catches for 3,293 yards and 22 touchdowns during his three years at Nevada.

- Finished second in NCAA history for receptions in a single season with 138 in 2002. Finalist for Biletnikoff Award (nation's top wide receiver).
- Led nation in receptions per game and receiving yards as a senior (2002) and was named first-team All-America by AFCA, All-WAC and team MVP.
- Was also a second-team All-America by The Sporting News and CNN/SL.
- Finished career first in conference and school history in single-game receptions (19) and single-season receptions (138).

PERSONAL

Earned eight letters in football, basketball and track at O'Dea High School in Seattle.

- Named Seattle Athlete of the Year as a senior in 1999.
- Born in Calgary during his father's playing days.
- Married to wife Atoya. Couple has two sons, Nathaniel II and Nehemiah.

BURLESON'S SINGLE-GAME BESTS

Receptions:	11 at GB 11/14/04
Receiving Yards:	141 at GB 11/14/04
Long Reception:	68 vs. GB 12/24/04
Receiving Touchdowns:	2 (3 times) Last vs. Jax 10/11/09
Rushing:	2 vs. GB 12/24/04
Rushing Yards:	25 at TB 12/19/10
Long Rush:	23 at TB 12/19/10
Punt Returns:	7 vs. SF 12/6/09
Punt Return Yards:	96 at Ind 11/8/04
Long Punt Return:	94 at Cle 11/4/07
Punt Return Touchdowns:	1 (3 times) Last at Cle 11/4/07
Kickoff Returns:	6 at Arz 12/10/06
Kickoff Return Yards:	159 at Arz 12/10/06
Long Kickoff Return:	91 vs. StL 10/21/07
Kickoff Return Touchdowns:	1 vs. StL 10/21/07

BURLESON'S CAREER STATISTICS

Year	Tm	G	S	RECEIVING					TD	RUSHING					TD
				Rec	Yds	Avg	Lg	TD		Att	Yds	Avg	Lg	TD	
2003	Min	16	9	29	455	15.7	52	2	0	0	0.0	-	0	0	0
2004	Min	16	15	68	1006	14.8	68t	9	6	49	8.2	11	0	0	0
2005	Min	12	9	30	328	10.9	20	1	2	6	-3.0	2	0	0	0
2006	Sea	16	7	18	192	10.7	36	2	0	0	0.0	0	0	0	0
2007	Sea	16	12	50	684	13.9	45t	9	2	4	2.0	3	0	0	0
2008	Sea	1	1	5	60	12.0	20t	1	0	0	0.0	0	0	0	0
2009	Sea	13	12	63	812	12.9	44t	3	2	4	2.0	2	0	0	0
2010	Det	14	14	55	625	11.4	58	6	7	81	11.6	25	0	0	0
2011	Det	16	11	73	757	10.4	47	3	11	85	7.7	20	0	0	0
Totals		120	90	391	4929	12.6	68t	36	30	217	7.2	25	0	0	0

Year	Tm	G	S	RECEIVING					TD	RUSHING					TD
				Rec	Yds	Avg	Lg	TD		Att	Yds	Avg	Lg	TD	
2004	Min	2	2	8	110	13.8	29	1	0	0	0.0	-	0	0	0
2006	Sea	2	0	1	16	16.0	16	1	0	0	0.0	-	0	0	0
2007	Sea	2	0	1	10	9.7	9.7	25	0	0	0	0.0	-	0	0
2011	Det	1	1	4	50	12.5	21	0	1	2	2.0	2	0	0	0
Totals		7	4	23	273	11.7	50	2	1	2	2.0	2	0	0	0

Year	Tm	G	S	RECEIVING					TD	KICKOFF RETURNS					TD
				Rec	Yds	Avg	Lg	TD		KR	Yds	Avg	Lg	TD	
2003	Min	16	9	1	0	0.0	-	0	0	0	0.0	-	0	0	0
2004	Min	16	15	25	214	8.6	91t	1	2	51	25.5	29	0	0	0
2005	Min	12	9	5	21	4.2	10	0	0	0	0.0	-	0	0	0
2006	Sea	16	7	34	322	9.5	90t	1	25	64.7	24.7	50	0	0	0
2007	Sea	16	12	58	658	11.3	94t	1	27	59.0	21.9	91t	1	0	0
2008	Sea	1	1	3	54	18.0	21	0	0	0	0.0	-	0	0	0
2009	Sea	13	12	30	254	8.5	29	0	1	2	2.0	2	0	0	0
2010	Det	14	14	0	0	0.0	-	0	0	0	0.0	-	0	0	0
2011	Det	1	1	0	0	0.0	-	0	0	0	0.0	-	0	0	0
Totals		105	80	156	1523	9.8	94t	3	56	128.6	23.0	91t	1	0	0

Year	Tm	G	S	RECEIVING					TD	RUSHING					TD
				Rec	Yds	Avg	Lg	TD		Att	Yds	Avg	Lg	TD	
2004	Min	2	2	5	14	5.8	16	0	0	0	0.0	-	0	0	0
2006	Sea	2	0	6	15	2.5	13	0	11	22.7	25.2	41	0	0	0
2007	Sea	2	0	6	184	30.7	20	0	8	125	15.6	26	0	0	0
Totals		6	3	17	113	6.6	20	0	19	35.2	21.2	61	0	0	0

Date	Opp	G	S	RECEIVING					TD	RUSHING					TD
				Rec	Yds	Avg	Lg	TD		Att	Yds	Avg	Lg	TD	
9/11	at TB	1	0	5	60	12.0	29	0	1	20	20.0	20	0	0	0
9/18	KC	1	1	7	93	13.3	29	0	0	0	0.0	-	0	0	0
9/25	at Min	1	1	2	12	6.0	7	0	0	0	0.0	-	0	0	0
10/2	at Dal	1	0	2	16	8.0	9	0	0	0	0.0	-	0	0	0
10/9	CHI	1	1	6	60	6	0	0	2	4	2.0	2	0	0	0
10/16	SF	1	1	4	34	8.5	14	1	0	0	0.0	-	0	0	0
10/23	ATL	1	1	1	1	1.0	1	0	2	10	5.0	10	0	0	0
10/30	at Den	1	1	4	23	5.8	15	0	1	9	9.0	9	0	0	0
11/3	at Chi	1	1	8	83	10.4	20	0	1	10	10.0	10	0	0	0
11/20	CAR	1	0	7	63	9.0	16	1	0	0	0.0	-	0	0	0
11/24	GB	1	1	5	39	7.8	15	0	1	11	11.0	11	0	0	0
12/4	at NO	1	0	5	93	18.6	47	0	0	0	0.0	-	0	0	0
12/11	MIN	1	1	3	25	8.3	14	0	1	1	1.0	1	0	0	0
12/18	at Oak	1	1	7	81	11.6	39	1	0	0	0.0	-	0	0	0
12/24	SD	1	0	6	83	13.8	30	0	1	11	11.0	11	0	0	0
1/1	at GB	1	1	6	45	7.5	15	0	1	9	9.0	9	0	0	0
Totals		16	11	73	757	10.4	47	3	11	85	7.7	20	0	0	0


Date	Opp	G	S	RECEIVING					TD	RUSHING					TD
				Rec	Yds	Avg	Lg	TD		Att	Yds	Avg	Lg	TD	
1/7	at NO	1	1	4	50	12.5	21	0	1	2	2.0	2	0	0	0
Totals		1	1	4	50	12.5	21	0	1	2	2.0	2	0	0	0



31

- Second-team All-Eastern District pick as a senior.
- Son of William and Karen Robinson.
- Studied building construction technology at NSU.

PAGE



GOSDER CHERILUS

Tackle
Boston College
Ht: 6-7
Born: 6/28/84
Draft: '08, R1 (17)-Det

5th Year
Wt: 325
Somerville, Mass.

77

Complete biographical information available on Detroitlions.com.

MANE FACTS

- Cherilus was a fan of the New England Patriots while growing up. Developed an appreciation for various aspects of different former offensive linemen's games, such as Seahawks T Walter Jones' feet, former Ravens' T Jonathan Ogden's length and former Saints/Rams/Chiefs T Kyle Turley's mindset.
- Cherilus' favorite entertainer is Will Smith and he especially enjoys *The Fresh Prince of Bel Air*. His favorite movies are: *Gladiator* and *Man on Fire*.
- On game days, Cherilus is very particular about not feeling rushed. He makes sure to show up early so that he can get ready at his own pace.
- Outside of football, Cherilus is working on developing and opening a Steak House/Bar. After his playing days, he wants to develop and lease commercial real estate.

TRANSACTIONS

- Placed on injured reserve by the Lions on December 15, 2010.
- Drafted by the Detroit Lions in the first round (17th overall) in the 2008 NFL Draft.

PRO

Cherilus has been the Lions starting right tackle in each of his first four seasons after being drafted by Detroit in the first round (17th overall) of the 2008 NFL Draft. He established himself as the Lions' starting right tackle as a rookie and has played in 59 games with 53 starts.

- 2011: Team's starting right tackle. Offense finished season 10th in the NFL in sacks per pass play (5.1 pct) yielding 36 sacks on 702 pass plays.
- The Lions' season opener at Tampa Bay (9/11) marked the first time since 1981-82 that the Lions have started the same offensive line (same personnel at same positions) in consecutive years on opening day. Cherilus, LT Jeff Backus, LG Rob Sims, C Dominic Raiola and RG Stephen Peterman was the team's regular starting offensive line last year for the Lions, including on opening day. The last offensive group to start in consecutive years was LT Karl Baischeiler, LG Homer Elias, C Amos Fowler, RG Russ Bolinger and RT Keith Dorne. That group started on opening day in that lineup three consecutive years (1980-92).
- Contributed on special teams (field goal unit) and played right tackle in the fourth quarter in the Lions 48-3 win at Kansas City (9/18).
- Part of an offensive line that did not give up a sack at Dallas (10/2) in the Lions 34-30 comeback (24-point deficit).
- Helped anchor an offensive line that allowed the Lions to rush for 181 yards on 20 carries (9.1 avg) and only one sack on 27 pass plays during the Lions 24-13 win over Chicago (10/10).
- Helped allow 104 yards rushing vs. Atlanta (10/23) who's defense is ranked sixth in the league in rushing yards per game. Maurice Morris finished with 9 carries for 50 yards (5.6 avg.) and Keiland Williams finished with 9 carries for 44 yards (4.9 avg.).
- Part of an offensive line that rushed for 113 yards and a touchdown at Denver (10/30). Maurice Morris finished with 58 yards on 13 carries (4.5 avg.) and a touchdown. Also helped protect Matthew Stafford, who threw for 267 yards and 3 touchdowns.
- Helped protect Matthew Stafford in order for him to set a new franchise record 63 passing attempts vs. Chicago (11/13).
- Paved the way for running back Kevin Smith to rush for 140 yards vs. Carolina (11/20). They also gave QB Matthew Stafford enough time to throw 5 touchdown passes in the game, yielding only two sacks on 38 pass plays. As a team, the 169 yards on the ground was the second-highest output of the season and the 495 total yards were the most by the Lions since 1997.

COLLEGE

After starting 37 consecutive games at right tackle for the Eagles, Cherilus moved to the demanding left tackle position his senior year becoming an instrumental part of an offense that ranked seventh in the nation with an average of 323.9 aerial yards per game.

- As the recipient of the team's Unsung Hero Award in 2007, he also garnered All-Atlantic Coast Conference second-team honors and served as a team captain.
- Started all 13 games at right tackle as a sophomore and delivered 53 knockdown blocks and helped the Eagles to lead the Atlantic Coast Conference in total offense, averaging 387.75 yards per game.
- Was the only redshirt freshman to start on BC's offensive line in 2004, helping the team average 385.4 yards per game in total offense.
- Closed out his career with 51 consecutive starts for the Eagles, setting a school record.

PERSONAL

Attended Somerville (Mass.) High School where he was a Boston Globe and Boston Herald All-Scholastic selection as a senior.

- Played tackle on both sides of the ball.
- Named to Tom Lemming's All-American team in 2002, the same season that he captured All-State accolades from the Massachusetts State Coaches Association.
- Excelled on Somerville's basketball team as a power forward and center.
- Performed in the shot put for the track team.
- Communications major, who graduated in the spring of 2007 from the College of Arts & Sciences.
- Came to the United States from Haiti at age 14 and became a U.S. citizen shortly after.
- Son of Morisena Exilus and Jenel Cherilus.
- Born Gosder Cherilus on June 28, 1984 in Haiti and resides in Somerville, Massachusetts.

CHERILUS' CAREER STATISTICS

Year	Tm	G	S
2008	Det	16	13
2009	Det	15	13
2010	Det	12	12
2011	Det	16	15
Totals		59	53
POSTSEASON			
Year	Tm	G	S
2011	Det	1	1
Total		1	1



DREW COLEMAN

Cornerback
Texas Christian

Ht: 5-9

Born: 4/22/83

Draft: '06, R5 (189th)-NYJ

6th Year

Wt: 180

Henderson, Texas

Acquired: FA '12

40

Complete biographical information available on Detroitlions.com.

TRANSACTIONS

- Signed with the Detroit Lions as an unrestricted free agent on July 26, 2012.
- Signed by the Jacksonville Jaguars as an unrestricted free agent on July 30, 2011.
- Originally drafted by the New York Jets in the fifth round (189th overall) of the 2006 NFL Draft.

PRO

Veteran cornerback has played in 83 games with 12 starts. Spent five seasons with the New York Jets before joining the Jacksonville Jaguars in 2011. Career totals include 107 tackles (28 solo), eight sacks, nine forced fumbles, four interceptions and 27 passes defended.

- Has seen extensive action on special teams and has 31 career tackles.
- Played in seven postseason games with two starts including the AFC Championship game (2009-10).

2011: Played in all 16 games (four starts) for Jacksonville and garnered 30 tackles (13 solo), 2 sacks, 2 interceptions (career single-season high), 9 pass defenses and 3 forced fumbles.

- Started at cornerback in nickel package against Tennessee (9/11) in opener as team and recorded 5 tackles. Sacked and forced a fumble by QB Matt Hasselbeck in the second quarter.
- Saw action at CB against the New York Jets (9/18) in nickel defense for 32 snaps. Recorded three solo tackles.
- Started at cornerback at New Orleans (10/2) in nickel defense and played 35 snaps. Registered four tackles (four solo).
- Against Baltimore (10/24), intercepted QB Joe Flacco late in the fourth quarter to seal the victory.
- Started at cornerback in nickel defense against Indianapolis (11/13) and recorded one tackle on 38 snaps. Intercepted QB Curtis Painter and returned the ball eight yards on the Colts third play from scrimmage. The two INTs are a single-season career-high.
- Sacked Buccaneers QB Josh Freeman and forced fumble vs. Tampa Bay (12/11) in the fourth quarter.

COLLEGE

Played two seasons at Texas Christian after transferring from Trinity Valley (TX) Community College following 2003 season.

- Made transition from WR to CB for the Horned Frogs and 49 tackles and five INTs in two seasons. Played in 12 games as senior and totaled 36 tackles, four INTs, eight passes defended and two fumble recoveries. Added two kickoff returns for 29 yards and five punt returns for 32 yards.
- Was 2002 Southwest Junior College Football Conference Offensive Player of the Year after he rushed 29 times for 223 yards and two TDs, caught 26 passes for 534 yards and six TDs, and had 11 kickoff returns for 260 yards.
- Led team to 10-2 record and a victory in Heart of Texas Bowl.
- Majored in speech communication.

PERSONAL

- Has one son, Drew Jr., and one daughter, Kaylon. Attended Henderson High (TX). Named The Daily News Rusk County Football Player of the Year in 2000.
- Saw action at QB, RB, WR, DB and kickoff returner.
- Heavily involved in the community for the five years with the Jets. Distributed gift cards to underprivileged children for a holiday shopping spree at the Livingston Toys 'R' Us in New Jersey.
- Participated as a school buddy for a fifth grader at Raguet Elementary School in Nagodoches, TX as the behest of a former high school classmate, who is a teacher there.
- Makes frequent visits to the school during the offseason. Helped make improvements to the entrance of Roy Wilkins Park in Jamaica, Queens as part of the United Way Hometown Huddle in 2006.
- Attended the United Way Gridiron Gale in 2007 to help celebrate the NFL's 30-year partnership with the United Way.
- Joined students at public school/intermediate school 270 in Rosedale, NY in 2008 to help promote physical fitness and healthy living as part of the NFL's What Moves U program. The campaign is sponsored by the American Heart Association and targets an increasingly inactive generation.

COLEMAN'S CAREER STATISTICS

Year	Tm	G	GS	TT	AT	Sk	Yds	Int	Yds	TD	PD	FF	FR
2006	NYJ	16	3	16	5	1	10	0	0	2	1	0	
2007	NYJ	11	0	3	1	0	0	1	1	0	2	0	0
2008	NYJ	9	0	16	4	1	12	0	0	0	6	0	0
2009	NYJ	15	1	10	3	0	0	0	0	0	4	0	0
2010	NYJ	16	4	32	2	4	35	1	0	0	4	5	0
2011	Jax	16	4	30	13	2	9	2	5	0	9	3	0
Totals		83	12	107	28	66	4	6	0	27	9	0	

POSTSEASON

Year	Tm	G	GS	TT	ST	AT	Sk	Yds	Int	Yds	TD	FF	FR	PD
2007	NYJ	1	0	2	1	1	0	0	0	0	0	0	0	0
2010	NYJ	3	0	6	6	0	0	0	0	0	0	0	0	0
2011	NYJ	3	2	8	7	1	1	9	0	0	0	0	0	0
Totals		7	2	16	14	2	1	9	0	0	0	0	0	0

2011 (JAX)

Date	Opp.	G	GS	TT	ST	AT	Sk	SKY	Int	Yds	TD	FF	FR	PD
9/11	Ten	1	0	5	5	0	1	8	0	0	0	1	0	0
9/18	@NYJ	1	0	3	2	1	0	0	0	0	0	0	0	0
9/25	@Car	1	0	2	1	1	0	0	0	0	0	0	0	1
10/2	NO	1	1	4	4	0	0	0	0	0	0	0	0	0
10/9	Cin	1	0	2	1	1	0	0	0	0	0	1	0	2
10/16	@Pit	1	0	3	2	1	0	0	0	0	0	0	0	0
10/24	Bal	1	0	1	1	0	0	0	1	0	0	0	0	1
10/30	@Hou	1	0	3	2	1	0	0	0	0	0	0	0	0
11/13	@Ind	1	1	3	1	2	0	0	1	8	0	0	0	2
11/20	@Cle	1	0	1	1	0	0	0	0	0	0	0	0	0
11/27	Hou	1	0	0	0	0	0	0	0	0	0	0	0	1
12/5	SD	1	0	1	1	0	0	0	0	0	0	0	0	0
12/11	TB	1	0	5	3	2	1	1	0	0	0	1	0	0
12/15	@Atl	1	0	4	2	2	0	0	0	0	0	0	0	0
12/24	@Ten	1	1	6	4	2	0	0	0	0	0	0	0	1
1/1	Ind	1	0	0	0	0	0	0	-4	0	0	0	0	1
Totals		16	4	43	30	13	2	9	2	5	0	3	0	9



DOMINIQUE CURRY

Wide Receiver
California (Pa.)

Ht: 6-2
Born: 8/16/87
Draft: FA '10-STL

2nd Year
Wt: 223
Philadelphia, Pa.
Acquired: FA, '12

18

Complete biographical information available on Detroitlions.com.

TRANSACTIONS

- Signed as a free agent by the Detroit Lions on July 24, 2012.
- Waived by the St. Louis Rams on May 3, 2012.
- Re-signed as an exclusive rights free agent by the St. Louis Rams on April 26, 2012.
- Signed as an undrafted rookie free agent by the St. Louis Rams on May 3, 2010.

PRO

Special teams contributor in his two seasons with the Rams. Missed most of his rookie season with a knee injury and spent time on the practice squad. 2011: Played in all 16 games on special teams and the final two games as a wide receiver. Totaled 10 tackles (nine solo, one assist) on the season. Did not catch a pass or have any offensive statistics.

- Recorded two special teams tackles against Baltimore 9/25.
- Registered two special teams tackles and one fumble recovery 10/2 against Washington.
- Had two special teams tackles 10/30 against New Orleans.
- Recorded two tackles on special teams 11/6 at Arizona.
- Made two special teams tackles 11/27 against Arizona.
- Had two special teams tackles 12/12 at Seattle.
- Saw time on offense and special teams in weeks 16 and 17 at Pittsburgh and against San Francisco.
- 2010: Opened season on active roster. Played in two games before suffering a knee injury. Spent time as a member of the practice squad following injury.
- Blocked a punt on 9/26 against Washington.

COLLEGE

Played three seasons at Cheyney University before transferring to California (PA) for his senior season.

- Registered 13 special teams tackles and two blocked kicks in his only season at Cal (PA). Also caught four passes for 64 yards and one touchdown.
- Caught 134 passes for 2,202 yards and 14 touchdowns in his three years at Cheyney University.
- Three-time All-Pennsylvania State Athletic Conference East selection.
- Named PSAC East Rookie of the Year in 2006 after recording 63 catches for 1,035 yards and seven touchdowns.
- Played basketball at Cheyney and scored 1,079 points and grabbed 606 rebounds. Played under his father, head coach Dominique Stevens.

PERSONAL

- Was a three-sport star at George Washington High School in Philadelphia, playing basketball and football, and running track.
- Has a son, Dominique Curry, Jr.

CURRY'S COLLEGE STATISTICS

Year	Tm	G	S	Rec	Yds	Avg	Lg	TD	STT
2010	STL	2	0	0	0	0.0	--	0	3
2011	STL	16	0	0	0	0.0	--	0	10
Totals		18	0	0	0	0.0	--	0	13

2010 (St. Louis Rams)

Date	Opp	G	GS	FF	FR	PD	STT
9/19	at Oak	1	0	0	0	0	1
9/26	Was	1	0	0	0	0	1
Totals		2	0	0	0	0	2

2011 (St. Louis Rams)

Date	Opp	G	GS	FF	FR	PD	STT
9/19	at NVG	1	0	0	0	0	1
9/25	Bal	1	0	0	0	0	1
10/2	Was	1	0	0	1	0	2
10/30	NO	1	0	0	0	0	1
11/6	at Ari	1	0	0	0	0	1
11/27	Ari	1	0	0	0	0	2
12/12	at Sea	1	0	0	0	0	2
Totals		7	0	0	1	0	10



Safety
Western Michigan
Ht: 5-11
Born: 4/12/87
Draft: '09. R2 (33)-Det

4th Year
Wt: 202
North Miami Beach, Fla.

Complete biographical information available on Detroitlions.com.

MANE FACTS

- 2011 Pro Bowl Alternate.
- While growing up in Florida, Delmas was huge fan of the Tampa Bay Buccaneers mainly because he enjoyed watching fullback Mike Alstott run over defenders.
- Delmas' favorite actor is Chris Tucker. He considers *Friday* one of the best movies ever made.
- While getting dressed before games, Delmas will put his game pants on last.
- Delmas loves to fish and when he is back in Florida, he drives around with his pole just in case he comes across a fishing spot.
- When his career is over, he would like to open up a Boys and Girls club.

TRANSACTIONS

- Drafted by the Detroit Lions in the second round (33rd overall) of the 2009 NFL Draft.

PRO

➤ One of the league's best, young defensive playmakers.

- One of the league's best, young defensive playmakers.
- Has played in 41 career game (41 starts), garnering 226 tackles (163 solo), 3 sacks (14 yards), 2 interceptions, 14 pass defenses, 2 forced fumbles and 4 fumble recoveries.
- Became the first rookie in NFL history and the second player (Rams LB Rod Martin, 1984) ever to register an interception return TD, fumble return TD and a safety in the same season.
- Named to Sporting News 2009 All-Rookie Team.
- During rookie season, named NFL Defensive Player of the Month for September.

2011: Team's starting free safety. Had 51 tackles (31 solo) and 4 pass defenses on the season.

- Recovered fumble on the game's final play at Tampa Bay to help seal the Lions 27-20 win at Tampa Bay in the opener.
- Was part of a team effort that registered 6 turnovers in the game against Kansas City (9/18), including 3 interceptions and 3 fumble recoveries. It marked the first time since the Lions claimed a 24-17 win at Houston (01/ers, 12/10/95) that the team had 3 interceptions and 3 fumble recoveries.
- Helped the defense limit the Chiefs to 3 points, leading to the Lions 49-16 win—the largest victory margin for a regular season game in team history.
- In the 2nd game, the defense collected 8 takeaways (4 interceptions and 4 fumble recoveries), and yielded no touchdowns in the first half. The defense allowed just 1 touchdown (passing) and 3 field goals through the first two games.
- Second-leading tackler on the Lions in the team's 24-13 win over Chicago (10/10), as he finished with a season-high 8 tackles.
- Matched his season high 8 tackles (6 solo) vs. Atlanta (10/23). Also added a pass defended.
- Went on the field with 7 tackles vs. Carolina (11/20).
- Left the game early with an apparent knee injury vs. Green Bay (11/24).
- Inactive due to knee injury at New Orleans (12/4), vs. Minnesota (12/11), at Oakland (12/18), vs. San Diego (12/24) and at Green Bay (1/1).

COLLEGE

Delmas started in 44 of 45 games at Western Michigan, 33 at free safety and 11 at cornerback as he began his career as a left cornerback before moving inside to free safety as a sophomore. He became just the 14th player in school history to register 300 or more tackles in a career, finishing tied for eighth on that record list with 310 hits. He also appeared on special teams and saw brief action as a receiver in the 2008 Texas Bowl.

- In 2008, Delmonico led the Broncos with a career-high 11 tackles (6 solo) and earned All-American status for the first time. Also had four interceptions, including one that he returned for a touchdown. His 11 tackles ranked sixth among the nation's defensive backs during his final season.
- All-American Dream Team choice by The NFL Draft Report, adding All-MAC first-team honors from the league's coaches. Earned MAC Defensive Player of the Week honors vs. Northern Illinois and Illinois.
- In 2007, started nine of 10 games played in, recording 64 tackles (48 solos), ranking fifth on the team. Earned All-MAC second-team honors.
- As a sophomore in 2006, started 11 games at free safety. Finished third on the team with 53 tackles (39 solos), coming up with 5 stops for minus one yard. Caused and recovered a fumble, as he deflected five passes and intercepted four others for 52 yards in returns.
- During his freshman season in 2005, started all 11 games at left cornerback. Ranked third on the squad with 82 tackles (54 solos), the most by any first-year player in the MAC during 2005. Also had 1.5 sacks for

minus 7 yards among his four stops behind the line of scrimmage and recovered two fumbles and registered one safety.

- Freshman All-American second-team selection by College Football News. Added All-MAC second-team honors after deflecting a team-high eight passes and pacing the Broncos with three interceptions.

PERSONAL

Attended North Miami Beach (Fla.) High School, where he was teammates with fellow Western Michigan players Daniel Marks and E.J. Biggers.

- Was voted his team's best defensive back three straight seasons.
- Broke school records for single game and career kickoff return yardage, as he collected 178 tackles with three interceptions on defense and had 61 receptions for 841 yards and seven touchdowns on offense.
- Brother Greg Joseph plays safety at Florida Atlantic.
- Born Apr. 12, 1987 in Fort Pierce, Florida.

DELMAS SINGLE-GAME BESTS

Tackles: 10 at Cin 12/6/09
Sacks: 1 (3 times) last vs GB 10/3/10
Pass Defenses: 2 at Sea 11/8/09
Interceptions: 1(twice) Last vs. Ari 12/20/09
Long Interception Return: 101ft vs. Ari 12/20/09
Fumble Recoveries: 1 (3 times) Last at TB 9/11/11
Forced Fumbles: 5 at Cin 9/12/10
Long Fumble Return: 65ft at NO 9/13/09
Special Teams Tackles: 2 vs. Pit 10/11/09

DELMAS CAREER STATISTICS

Year	Tm	G	S	TT	ST	AT	Sk	Yds	Int	Yds	TD	PD	FF	FR	Yds	TD	STT
2009	Det	15	15	91	63	28	1	2	2	130	1	8	0	1	65	1	4
2010	Det	15	15	84	64	20	2.0	12	0	0	0	1	2	2	-4	0	0
2011	Det	11	11	51	36	15	0	0	0	0	0	5	0	1	0	0	0
Totals		41	41	226	163	63	3	14	2	130	1	14	2	4	61	1	4

POSTSEASON

[illegible]

Date Opp

[illegible]



JARETT DILLARD

Wide Receiver

Rice

Ht: 5-11

Born: 12/21/85

Acquired: FA '12

3rd Year

Wt: 190

San Antonio, Texas

Draft: '09, R5 (144)-Jax

12

Complete biographical information available on Detroitlions.com.

TRANSACTIONS

- Signed by the Detroit Lions June 12, 2012.
- Released by the Jacksonville Jaguars May 7, 2012
- Drafted by the Jacksonville Jaguars in the fifth round (144th overall) of the 2009 NFL Draft.

PRO

Third-year receiver who was hampered by injuries his first two seasons. Has appeared in 21 games with five starts.

- Career totals include 35 receptions for 398 yards (11.4 avg) and one TD.
- Missed final seven games of his rookie season with a broken ankle and was placed on injured reserve prior to the 2010 season-opener with a knee injury.
- Led all receivers at the Combine with a 42.5-inch vertical jump, the third-highest among all players.
- Set numerous school, conference and NCAA records at Rice. Only player in college football history to produce two seasons with at least 20-plus TD receptions.

2011: Ended season with 39 receptions for 292 yards and one touchdown. Also served as a punt returner during the final weeks of the season.

- Saw time at wide receiver at the New York Jets (9/18), his first appearance for the Jaguars since November 15, 2009 at NYJ. Caught one pass for 25 yards, the longest of the game for the Jaguars.
- Finished with two receptions for 30 yards and one TD at Indianapolis (11/13). Scored his first career TD on an 11-yard pass from QB Blaine Gabbert in the third quarter.
- Caught three passes for 29 yards at Cleveland (11/20).
- Posted three receptions for 30 yards vs. Houston (11/27).
- Earned first career start at wide receiver vs. San Diego (12/11) and finished with two receptions for 14 yards.
- Started vs. Tampa Bay (12/11) and finished with a career-high five receptions for 45 yards including a 22-yarder in the third quarter. Added one punt return for five yards.
- Started at Tennessee (12/24) and had five receptions for a career-high 61 yards including a 21-yarder in the fourth quarter. Returned one punt for five yards.

COLLEGE

Started 46 of 49 games. Set NCAA record with 60 career TD receptions, surpassing the previous mark of 50 by Troy Edwards of Louisiana Tech. The 60 total TDs tied DeAngelo Williams of Memphis (2002-05) for the conference record. Set conference record with 4,138 career receiving yards, becoming only the 10th player in college football history to gain over 4,000 receiving yards. Finished with school-record 292 receptions, second-most in Conference USA history. Was first player in league history to produce three consecutive 1,000-yard receiving seasons. Caught at least one TD pass in 32 games, breaking the NCAA major college record of 27 games by Ryan Yarborough of Wyoming (1990-93).

- Led nation with 20 TD receptions as a senior. Had 87 receptions for 1,310 yards (15.1 avg). Became school's first Football Writers Association All-America selection since Buddy Dial in 1958. Named first-team All-Conference USA. Also earned first-team accolades from cbsports.com and second-team honors from The NFL Draft Report and Walter Camp. Was first Rice player since 2002 to be invited to the East-West Shrine Game.
- Started all 12 games as a junior and led the team with 79 receptions for 1,057 yards and 14 TDs. Named first-team All-Conference USA and Sports Illustrated All-America honorable-mention. Started all 13 games as a sophomore and was one of the nation's most prolific receivers, finishing with a school-record 91 receptions for 1,247 yards (13.7 avg) and conference-record 21 TDs. Was finalist for the Biletnikoff Award, given to the nation's top receiver. Set NCAA single-season record with at least one TD catch in 13 consecutive games, surpassing the mark of 12 games by both Randy Moss of Marshall and Larry Fitzgerald of Pittsburgh. Became first player in school history to post 1,000-yard receiving season. His 91 receptions ranked third in league history. Was first-team All-America selection by The NFL Draft Report and ESPN and voted second-team by Associated Press, The Sporting News and Sports Illustrated.
- Started eight of 11 games as a redshirt freshman. Led the team with 35 receptions for 524 yards (15.0 avg) with five TDs. Earned All-Conference USA Freshman honors.

PERSONAL

- Full name: Jarett Juma Porter Dillard. Was a three-year starter at Sam Houston (Tex.) High. Was two-time All-District 28-4A selection as a receiver.
- Helped basketball team reach Class 4-A state tournament as a junior and also competed on track team.

- Graduated first in his class and was member of National Honor Society while also serving as a class officer.
- Sister, Tai, was a standout basketball player at Texas, played professionally with San Antonio in the WNBA, and currently serves as an assistant coach at Texas-San Antonio.
- Participated in 2009 Tropicana "Got Skills?" Rookie Day at EverBank Field.
- Greeted participants at the North Florida Chapter of PRSA's event, PRville, in 2009 at EverBank Field.
- Served ice cream at Maggie Moo's in The Avenues Mall as part of a "Celebrity Scoop Night" fundraiser for James Weldon Johnson Middle School.
- Distributed food to families in December at local YET center.
- Visited the Times-Union to assist efforts in raising money for United Way.
- Made several appearances on behalf of Team Teal.
- Participated in NFL 101, Chalk Talk and Hometown Huddle on behalf of club.
- Graduated in May 2008 with a degree in political science.

DILLARDS SINGLE-GAME BESTS

Receptions: 5, (twice), Last at Ten 12/24/11
Receiving Yards: 61 at Ten 12/24/11
Longest Reception: 33 vs. KC 11/08/09

DILLARDS CAREER STATISTICS

Year	Tm	G	GS	RECEIVING					TD	PUNT RETURNS				
				Rec	Yds	Avg	Lg	TD		PR	Yds	Avg	Lg	TD
2009	Jax	7	0	6	106	17.7	33	0	0	0	0	0	0	0
2011	Jax	14	5	29	292	10.1	25	1	3	10	3.3	5	0	0
Totals		21	5	35	398	11.4	33	1	3	10	3.3	5	0	0

Date	Opp	G	GS	RECEIVING					TD	PUNT RETURNS				
				Rec	Yds	Avg	Lg	TD		PR	Yds	Avg	Lg	TD
9/11	Ten	0	0	0	0	0	0	0	0	0	0	0	0	0
9/18	at NYJ	1	0	1	25	25	25	0	0	0	0	0	0	0
9/25	at Car	1	0	0	0	-	-	0	0	0	0	0	0	0
10/2	NO	1	0	2	16	8	17	0	0	0	0	0	0	0
10/9	Cin	1	0	1	3	3	3	0	0	0	0	0	0	0
10/16	at Pit	1	0	1	7	7	7	0	0	0	0	0	0	0
10/24	Bal	0	0	0	0	0	0	0	0	0	0	0	0	0
10/29	at Hou	1	1	12	12	12	0	0	0	0	0	0	0	0
11/13	at Cle	1	0	2	30	15	19	1	0	0	0	0	0	0
11/20	at Ind	1	0	3	29	9.7	19	0	0	0	0	0	0	0
11/27	Hou	1	0	3	30	10	21	0	0	0	0	0	0	0
12/5	SD	1	1	2	14	7	7	0	0	0	0	0	0	0
12/11	TB	1	1	5	45	9	22	0	1	5	5	5	0	0
12/15	at Atl	1	2	12	6	8	0	1	0	0	0	0	0	0
12/24	at Ten	1	5	61	122	21	0	1	5	5	5	0	0	0
1/1	Ind	1	1	8	8	8	0	0	0	0	0	0	0	0
Totals		14	5	29	292	10.1	25	1	3	10	3.3	5	0	0



RYAN DONAHUE

Punter

Iowa

Ht: 6-3

Born: 03/17/88

Acquired: '11, FA-Det

2nd Year

Wt: 190

Evergreen Park, Ill.

6

Complete biographical information available on Detroitlions.com.

MAINE FACTS

- Grew up in Chicago as a Bears fan.
- Enjoys playing golf and volleyball.
- Played in the national volleyball championships as a youth.
- Favorite television show is *Sons of Anarchy*.
- Favorite movie is *Rounders*.

TRANSACTIONS

- Placed on Injured/Reserve by the Lions November 29, 2011.
- Signed with the Detroit Lions as an undrafted rookie free agent on July 29, 2011.

PRO

Signed as an undrafted rookie free agent, Donahue earned the spot as the Lions' punter after a successful 2011 training camp and preseason. Played 8 games as a rookie before missing the second half of the season due to injury.

2011: Debuted as the Lions' punter in the teams' season opener 27-20 win at Tampa Bay (9/11). He became the first rookie punter to punt for the Lions since 1987 and he is the first rookie punter to open the season for the Lions since Mike Black in 1983.

- Finished with a 44.6 punting average on 5 punts with a gross average of 48.2 against the Bucs (9/11). Included in his totals were 3 punts downed inside the 20-yard line.
- On his first punt of the game, he recorded a 60-yard punt. Following his 5 punts, the Buccaneers average drive start was the 20-yard line.
- 60-yard punt in the opener was the longest by a Lions rookie punter since P Mike Black registered a 60-yarder vs. Atlanta September 18, 1983. It was the longest punt by a Lions rookie punter in their debut since P Herman Weaver recorded a 65-yard punt on his first career attempt at Green Bay September 20, 1970.
- Recorded a career-high 7 punts for 325 yards (46.4 avg) at Minnesota (9/25) with 1 landing inside the 20. Had a long punt of 52 yards from backed up in the Lions endzone with :21 seconds left in the fourth quarter.
- Was effective punting against Bears All-Pro KR Devin Hester as he only registered 1 punt return (1 yard). He had five punts (32.4 avg) of which three were downed inside-the-yard line.
- Had a career-high in punts (8) and punting yards (350) vs. San Francisco (10/16).
- Recorded 6 punts for 263 yards (43.8 avg), landing 2 inside the 20 vs. Atlanta (10/23).
- Had 7 punts for 284 yards (40.6 avg), including a long of 52 yards. He also placed one punt inside the Broncos' 5-yard line.
- Inactive vs. at Chicago (11/13), vs. Carolina (11/20) and vs. Green Bay (11/24) with a quad injury.
- Placed on Reserve/Injured list.

COLLEGE

Punted for 51 games in his college career and had 15 kicks over 50 yards. He also handled all placements for Iowa.

- Handled all punting duties in 13 games. as a senior. Averaged 44.6 yards on 54 punts. Second Team All-Big Ten.
- During junior year in 2009, handled all punting duties in 13 games.
- Semi-finalist for Ray Guy Award in 2008.
- In 2007, listed as first team punter following spring practice and handled all punting duties in opening win over Northern Illinois.
- Honorable mention Freshman All-American by The Sporting News

PERSONAL

- First team USA Today All-American in High School
- Participated in US Army All-American Game in High School
- Holds state record for longest punt in a playoff game (90 yards) and most PATs in High School

DONAHUE'S SINGLE-GAME BESTS

Punts.....	8 vs. SF 10/16/11
Punting Yards.....	350 vs. SF 10/16/11
Average.....	48.2 at TB 9/11/11
Net Punting Average.....	44.6 at TB 9/11/11
Long Punt.....	60 at TB 9/11/11
Inside 20.....	3 at TB 9/11/11

DONAHUE'S CAREER STATISTICS

2011 (Det)

Date	Opp	G	S	Pnt	Yds	Avg	Net	TB	In20	Lg	B
9/11	at TB	1	0	5	241	48.2	44.6	1	3	60	0
9/18	KC	1	0	5	206	41.2	41.0	0	2	51	0
9/25	at Min	1	0	7	325	46.4	33.6	0	1	52	0
10/2	at Dal	1	0	6	262	43.7	37.3	1	1	56	0
10/9	Chi	1	0	5	162	32.4	32.2	0	3	46	0
10/16	SF	1	0	8	350	43.8	32.3	1	0	57	0
10/23	ATL	1	0	6	263	43.8	33.5	0	2	51	0
10/30	at Den	1	0	7	284	40.6	33.7	1	1	52	0
11/13	at Chi	0	0	0	0	0	0	0	0	0	0
11/20	CAR	0	0	0	0	0	0	0	0	0	0
11/24	GB	0	0	0	0	0	0	0	0	0	0
12/4	at NO	0	0	0	0	0	0	0	0	0	0
12/11	MIN	0	0	0	0	0	0	0	0	0	0
12/18	at Oak	0	0	0	0	0	0	0	0	0	0
12/24	SD	0	0	0	0	0	0	0	0	0	0
1/1	at GB	0	0	0	0	0	0	0	0	0	0
Totals		8	0	49	2093	42.7	37.4	4	13	60	0



JUSTIN DURANT

Linebacker

Hampton

Ht: 6-1

Born: 9/21/85

Draft: '07, R2 (48)-Jax

6th Year

Wt: 240

Florence, S.C.

Acquired: '11, UFA-Jax

52

Complete biographical information available on Detroitlions.com.

MAINE FACTS

- Twitter: @JDurant52.
- Favorite player growing up was Jerry Rice.
- Favorite movie is *Pulp Fiction*.
- In the offseason, he enjoys sitting in the basement and watching movies.
- Favorite vacation spot is Miami.
- Wants to visit Tokyo, Japan.
- After playing, wants to be a disk jockey - named DJ JD.

TRANSACTIONS

- Signed as an unrestricted free agent by the Detroit Lions July 29, 2011.
- Originally drafted by the Jacksonville Jaguars in the second round (48th overall) of the 2007 NFL Draft.

PRO

Sixth-year veteran who joined the Lions in 2011 after spending his first four seasons in Jacksonville. Has played in 63 career games with 54 starts at both outside and middle linebacker.

- Career totals include 441 tackles (321 solo), 3 sacks, 2 interceptions, 12 pass defenses, 2 forced fumbles, 1 fumble recovery and 5 special teams tackles.
- In four seasons with Jacksonville, compiled 417 tackles (292 solo), 2.0 sacks, 2 forced fumbles, 1 fumble recovery, 2 interceptions, 11 pass defenses and 22 tackles-for-loss.
- Recorded a season-high 135 tackles in 2009.
- Moved to middle linebacker during the 2009 season and made a career-high 13 starts.
- Led the team with 7 tackles-for-loss and ranked third with 113 tackles in 2008.

2011: Team's starting outside linebacker. Collected 68 tackles (53 solo) on the season and 1 sack, 1 pass defense and 1 forced fumble.

- Was part of a defensive unit that allowed just 56 yards on the ground against the Buccaneers (9/11). It was the lowest rushing total allowed by the Lions on the road in a season opener since allowing 31 yards at Seattle September 12, 1999. It was also their lowest rushing total allowed overall on opening day since limiting the Green Bay Packers to 46 yards September 11, 2005. No Bucs running back rushed for more than 15 yards and just 1 of their 17 first downs came on the ground. Tampa's leading rusher was QB Josh Freeman, who finished with 26 yards.
- The defense allowed just 6 points and limited the Bucs to just 8:15 of possession time in the first half. Through the first three quarters, the Lions defense forced three-and-outs on five of the Bucs' first eight possessions, including three-straight to open the third quarter.
- On the Lions first defensive possession that started at the Lions 21-yard line following a 78-yard kickoff return, the Lions defense held firm and did not allow a first down, forcing a Buccaneer field goal.
- Led the team in tackles with 11 tackles (8 solo) in the 48-3 win (largest victory margin in team history for regular season game) in the Lions' home opener vs. Kansas City (9/18). Was part of a team effort that registered 6 turnovers in the game against Kansas City, including 3 interceptions and 3 fumble recoveries. It marked the first time since the Lions claimed a 24-17 win at Houston (Oilers, 12/10/95) that the team had 3 interceptions and 3 fumble recoveries.
- Recorded 6 tackles in Lions 26-23 overtime win at Minnesota (9/25).
- After a slow first half, allowing the Vikings to gain 124 yards on 16 carries (7.8 avg) in the first half, the Lions defense helped the team's come-from-behind win by stuffing the run in the second half yielding just 8 rushing yards for 7 carries (1.1 avg). Vikings' All-Pro RB Adrian Peterson recorded 73 yards on 12 rushes in the first half, but was held to just 5 yards on 5 carries by the Lions in the second half.
- With 11:40 left to play in the fourth quarter and trailing 20-17, the Lions stuffed the Vikings on fourth-and-1 at the Lions 17-yard line. The Lions followed up with a scoring drive that culminated in a 40-yard game-tying field goal.
- Inactive with concussion at Dallas (10/2), vs. Chicago (10/10) and vs. San Francisco (10/16).
- Got back into the starting line-up vs. Atlanta (10/23). Recorded 4 tackles and a pass defended.
- Helped limit the Broncos offense to 10 points and 117 net passing yards in a 45-10 victory at Denver (10/30). He recorded 2 solo tackles in the win.
- Had a team-high 7 tackles (all solo) at Chicago (11/30). One of those tackles was for a 3-yard loss.
- Recorded 3 tackles and his first sack of the season vs. Green Bay (11/24).
- He had 7 tackles and a forced fumble at Oakland (12/18). He stripped Oakland WR Dariusz Heyward-Bey in the fourth quarter to prevent the

- Raiders from adding points to their lead.
- Had a team-high 11 tackles and a sack vs. San Diego (12/24). It was his second sack of the season.
- Registered a game-high 9 tackles at Green Bay (1/1).

COLLEGE

- Became first player in Mid-Eastern Athletic Conference history to earn MEAC Defensive player of the Year honors three times. Started 39 of 43 games at middle linebacker and ranked second in school history with 353 tackles (185 solo). Contributed 10.0 sacks, 3 fumble recoveries and 4 interceptions.
- Selected as Sheridan Broadcasting Network Black College All-America three times, joining the likes of QB Steve McNair (Alcorn State), LB Tracy White (Howard), S Antonio Bethea (Howard) and TE Shannon Sharpe (Savannah State) as three-time members of that prestigious post-season team.
- Majoried in Sports Management.

PERSONAL

Brother of former North Carolina quarterback Darian Durant.


- Established a program in the 2009 offseason with the linebackers to make bi-weekly visits to Wolfson Children's Hospital, where the players visit with patients, sign autographs and distribute gifts.
- Full name: Justin Ryan Durant.

DURANT'S SINGLE-GAME BESTS

Tackles:	16	at Ten 11/10/09
Sacks:	1 (four)	Last vs. SD 12/24/11
Interceptions:	1 (twice)	Last vs. Hou 12/6/09
Interception Return Yards:	27	vs. Hou 12/6/09
Long Interception:	27	vs. Hou 12/6/09
Pass Defenses:	2 (twice)	Last vs. NYG 11/28/10
Fumbles Forced:	1 (twice)	Last at Oak 12/18/11
Fumble Recoveries:	1	vs. Hou 11/14/10
Special Teams Tackles:	2 (twice)	vs. Ten 11/16/08

DURANT'S CAREER STATISTICS

Year	Tm	G	S	TT	ST	AT	Sk	Yds	Int	Yds	TD	PD	FF	FR	Yds	TD	STT
2007	Jax	13	8	70	50	20	1.0	0	1	2	0	2	0	0	0	0	3
2008	Jax	14	12	113	81	32	0.0	0	0	0	5	0	0	0	0	0	2
2009	Jax	13	13	135	90	45	1.0	1	27	0	2	1	0	0	0	0	0
2010	Jax	10	9	55	47	8	0.0	0	0	0	2	0	1	0	0	0	0
2011	Det	13	12	68	53	15	1	0	0	0	1	1	0	0	0	0	0
Totals		63	54	441	321	120	3	0	2	29	0	12	2	1	0	0	5
POSTSEASON																	
Year	Tm	G	S	TT	ST	AT	Sk	SkY	Int	Yds	TD	PD	FF	FR	Yds	TD	STT
2011	Det	1	1	9	6	3	0	0	0	0	0	0	2	0	0	0	0
Total		1	1	9	6	3	0	0	0	0	0	0	2	0	0	0	0
2011 (Det)																	
Date	Opp	G	S	TT	ST	AT	Sk	SkY	Int	Yds	TD	PD	FF	FR	Yds	TD	STT
9/11	at TB	1	4	4	0	0	0	0	0	0	0	0	0	0	0	0	0
9/18	KC	1	1	11	8	3	0	0	0	0	0	0	0	0	0	0	0
9/25	at Min	1	6	6	0	0	0	0	0	0	0	0	0	0	0	0	0
10/2	at Dal	0	0	INACTIVE/INJURED													
10/9	CHI	0	0	INACTIVE/INJURED													
10/16	SF	0	0	INACTIVE/INJURED													
10/23	ATL	1	4	2	2	0	0	0	0	0	0	1	0	0	0	0	0
10/30	at Den	1	2	2	0	0	0	0	0	0	0	0	0	0	0	0	0
11/3	at Ch	1	7	7	0	0	0	0	0	0	0	0	0	0	0	0	0
11/20	CAR	1	2	2	0	0	0	0	0	0	0	0	0	0	0	0	0
11/24	GB	0	3	1	2	1	0	0	0	0	0	0	0	0	0	0	0
12/4	at NO	1	2	2	0	0	0	0	0	0	0	0	0	0	0	0	0
12/11	MIN	1	0	0	0	0	0	0	0	0	0	0	0	0	0	0	0
12/18	at Oak	1	7	5	2	0	0	0	0	0	0	1	0	0	0	0	0
12/24	SD	1	11	8	3	0	0	0	0	0	0	0	0	0	0	0	0
1/1	at GB	1	9	6	3	0	0	0	0	0	0	0	0	0	0	0	0
Totals		13	12	68	53	15	1	0	0	0	1	1	0	0	0	0	0
Postseason																	
Date	Opp	G	S	TT	ST	AT	Sk	SkY	Int	Yds	TD	PD	FF	FR	Yds	TD	STT
1/7	at NO	1	1	9	6	3	0	0	0	0	0	0	0	2	0	0	0
Total		1	1	9	6	3	0	0	0	0	0	0	0	2	0	0	0



98

[illegible]



ANDRE FLUELLEN

Defensive Tackle

Florida State

Ht: 6-2

Born: 3/7/85

Draft: '08, R3b (87)-Det

5th Year

Wt: 302

Cartersville, Ga.

96

Complete biographical information available on Detroitlions.com.

MANE FACTS

- Growing up, Fluellen was a big fan of DT Warren Sapp and the Tampa Bay Buccaneers.
- Fluellen's favorite actor of all time is the late Bernie Mac and he thinks *Soul Man* is the funniest movie he's ever seen. He's also a fan of *The Bernie Mac Show*.
- One thing Fluellen does not do prior to game time is listen to music because he feels that sometimes he can get overly hyped before the game.
- Fluellen has recently been getting into music and has a couple of programs in his homemade studio that consists of a TB and a keyboard.
- During the offseason Fluellen works on his marketing company that he recently started and hopes that when his career is over in 15 years or so it will be an easy carry over into the business world.
- After his playing career, Fluellen hopes to be some type of sportscaster or a news journalist writing sports stories. After being an English major in college, he'd like to apply that in some aspect to his career.

TRANSACTIONS

- Drafted by the Detroit Lions in the third round (87th overall) of the 2008 NFL Draft.

PRO

Fluellen has progressed for the Lions in his first four years with the club and emerged as a regular in the defensive line rotation, including time at both defensive end and defensive tackle positions.

- Has played in 51 career games (5 starts).
- Career defensive tallies include 46 tackles (28 solo), 2.5 sacks (23.5 yards lost), 1 pass defense and 1 forced fumble

2011: Fourth-year back-up defensive tackle and contributor on special teams.

- Forced his first career fumble in season opener at Tampa Bay (9/11).
- Part of a defensive unit that helped the Lions to a 27-20 against the Bucs. Through the first three quarters, the Lions defense forced three-and-outs on five of the Bucs' first eight possessions, including three-straight to open the third quarter.
- The defense allowed just 36 yards on the ground against the Buccaneers. It is the lowest rushing total allowed by the Lions on the road in a season opener since allowing 31 yards at Seattle September 12, 1999. It was also their lowest rushing total allowed overall on opening day since limiting the Green Bay Packers to 46 yards September 11, 2005. No Bucs running back rushed for more than 15 yards and just 1 of their 17 first downs came on the ground. Tampa's leading rusher was QB Josh Freeman, who finished with 26 yards.
- Inactive vs. San Francisco (10/16) and at Chicago (11/13).
- Had 3 tackles vs. Minnesota (12/11).

COLLEGE

Closed out Florida State career with 81 tackles (38 solo), 5.0 sacks, 18 tackles for loss and five pass defenses.

- Named to several preseason All-American and All-Atlantic Coast Conference teams, in addition to earning a berth on the Bednarik Award Watch list (nation's top defensive player) before senior season in 2007.
- As a junior in 2006, Fluellen started 11-of-13 games at the nose guard position and two at the defensive tackle position and finished seventh on the team in tackles, and first among all defensive linemen, with a career-high 28 stops.
- In first season as a regular on the defensive line in 2005, Fluellen started 12-of-13 games at the defensive tackle spot and tied for second on the team in tackles by a defensive lineman with 26 and his 7.5 tackles for loss ranked sixth on a Florida State team that led the nation in that category with 126.
- Appeared in all 12 games as a redshirt freshman and finished the year with six tackles, including one for loss and two passes defended.
- Recorded two tackles in a game twice (Miami and Duke).

PERSONAL

Graduated from Cartersville in 2003 and named a three-star player by Rivals.com and the 28th rated defensive tackle in the country. Rated by Rivals.com Georgia Top 50.

- Recorded 93 tackles and 11.0 sacks his senior season.
- As a junior he had 88 tackles, 10.0 sacks, six forced fumbles and scored two touchdowns.
- Had a 345 lb. bench press, a 495 lb. squat and a 330 lb. power clean.
- Played on both the offensive and defensive lines in high school.
- Majored in literature at Florida State and his favorite class was Greek Mythology.

FLUELLEN'S SINGLE-GAME BESTS

Tackles: 4 (twice) Last at Cin 12/6/09
Sacks: 1 (twice) Last vs. GB 12/12/10
Pass Defenses: 1 vs. TB 11/23/08

FLUELLEN'S CAREER STATISTICS

Year	Tm	G	S	TT	ST	AT	Sk	Yds	Int	Yds	TD	PD	FF	FR	Yds	TD	STT
2008	Det	8	2	7	3	4	0	0	0	0	0	1	0	0	0	0	0
2009	Det	14	3	18	9	9	1.5	10.5	0	0	0	0	0	0	0	0	0
2010	Det	16	0	10	8	2	1.0	13	0	0	0	0	0	0	0	0	0
2011	Det	13	0	11	8	3	0	0	0	0	0	1	0	0	0	0	0
Totals		51	5	46	28	18	2.5	23.5	0	0	0	1	0	0	0	0	0

POSTSEASON

Year	Tm	G	S	TT	ST	AT	Sk	Yds	Int	Yds	TD	PD	FF	FR	Yds	TD	STT
2011	Det																

2011 (Det)

Date	Opp	G	S	TT	ST	AT	Sk	Yds	Int	Yds	TD	PD	FF	FR	Yds	TD	STT
9/11	at TB	1	0	3	3	0	0	0	0	0	0	0	1	0	0	0	0
9/18	KC	1	0	0	0	0	0	0	0	0	0	0	0	0	0	0	0
9/25	at Min	1	0	1	0	1	0	0	0	0	0	0	0	0	0	0	0
10/2	at Dal	1	0	1	1	0	0	0	0	0	0	0	0	0	0	0	0
10/9	CHI	1	0	0	0	0	0	0	0	0	0	0	0	0	0	0	0
10/16	SF	0	0														
10/23	ATL	1	0	0	0	0	0	0	0	0	0	0	0	0	0	0	0
10/30	at Den	1	0	0	0	0	0	0	0	0	0	0	0	0	0	0	0
11/13	at Chi	0	0														
11/20	CAR	1	0	1	1	0	0	0	0	0	0	0	0	0	0	0	0
11/24	GB	1	0	1	0	1	0	0	0	0	0	0	0	0	0	0	0
12/4	at NO	1	0	0	0	0	0	0	0	0	0	0	0	0	0	0	0
12/11	MIN	1	0	2	1	1	0	0	0	0	0	0	0	0	0	0	0
12/18	at Oak	1	0	0	0	0	0	0	0	0	0	0	0	0	0	0	0
12/24	SD	0	0														
1/1	at GB	1	0	2	2	0	0	0	0	0	0	0	0	0	0	0	0
Totals		13	0	11	8	3	0	0	0	0	0	1	0	0	0	0	0

Postseason

Date	Opp	G	S	TT	ST	AT	Sk	Yds	Int	Yds	TD	PD	FF	FR	Yds	TD	STT
------	-----	---	---	----	----	----	----	-----	-----	-----	----	----	----	----	-----	----	-----

1/7 at NO

INACTIVE

**JASON FOX****Tackle****Miami (Fla.)****Ht: 6-6****Born: 5/2/88****Draft: '10, R4 (128)-Det****3rd Year****Wt: 314****Fort Worth, Texas****70***Complete biographical information available on Detroitlions.com.***TRANSACTIONS**

- Placed on the Reserve/Injured list November 11, 2011.
- Drafted by the Detroit Lions in the fourth round (128th overall) of the 2010 NFL Draft.

PRO

Selected in the fourth round (128th overall) in the 2010 NFL Draft. Fox brings intelligence and versatility to the offensive line.

- Enjoyed a successful career at Miami starting in 47 games for the Hurricanes, ranking third in their history among offensive linemen behind the 48 registered by Mike Sullivan (1987-90) and Richard Mercier (1995-96, 98-99).
 - Saw significant playing time in the season finale vs. Minnesota (1/2/11).
- 2011:** Second-year back-up offensive tackle. Placed on injured reserve November 11, 2011. Inactive for the first eight games season.

COLLEGE

Fox started 47 games for the Hurricanes, ranking third in their history among offensive linemen behind the 48 registered by Mike Sullivan (1987-90) and Richard Mercier (1995-96, 98-99). The only other Hurricanes with more starting assignments than Fox was safety Ed Reed (48, 1998-2001) and defensive tackle William Joseph (50, 1999-2002).

- 39 of his starting assignments came at left offensive tackle, with eight other starts at right tackle during his freshman season.
- During his last two seasons serving as team captain, Fox recorded 177 knockdowns/key blocks, with 21 touchdown-resulting blocks and twelve downfield blocks, as he was penalized six times and allowed just 3.0 quarterback sacks, along with five pressures on the team's last 827 pass plays.
- Named first team All-ACC and an honorable mention Associated Press All-American in 2009. Two-time ACC Offensive Lineman of the Week after wins against Oklahoma and Virginia. Helped a Miami offense rack up 4,549 yards (3,056 passing, 1,493 rushing), which is the most since the 2004 season (4,593 yards).
- One of three team captains in 2008. Started 12 of 13 games for the Hurricanes at left tackle, missing his first career game against Virginia Tech.
- Scored a rushing touchdown on a tackle-throw-back play against Florida State from five yards out.
- In 2007, season-long starter at left tackle, moving over from the right side during spring practice. Started at left tackle against Marshall, Oklahoma, FIU, Texas A&M, Duke, North Carolina, Georgia Tech, Florida State, NC State, Virginia, Virginia Tech and Boston College.
- As a freshman in 2006, started the first 11 games of the season and returned to the starting lineup in the bowl game. Did not allow a sack all season. Started eight games at right tackle and four games at left tackle. Named first-team Freshman All-America by CollegeFootballNews.com and second team by The Sporting News and Rivals.com. Selected to The Sporting News ACC All-Freshman team.
- Named the team's Offensive Rookie of the Year. One of eight UM players who were selected to the 2006 ACC Academic Football Team.

PERSONAL

Coached by Mike Papas at North Crowley High School. Athletic high school tight end and played offensive line and defensive end as a senior in 2005.

- As a junior in 2004, played tight end, catching seven passes for 95 yards.
- Rated as the No. 16 offensive tackle by Rivals.com and No. 24 by Scout.com.
- As a tight end, ranked No. 15 by PrepStar, No. 13 by Collegefootball-news.com and No. 22 by ESPN. Ranked the No. 13 player on the Dallas Morning News Area Top 100 list.
- Graduated in Dec., 2009 with a degree in Marketing.

FOX'S CAREER STATISTICS

Year	Tm	G	S
2010	Det	4	0
2011	Det	0	0
Totals		4	0

Postseason

Year	Tm	G	S
2011	Det	RESERVE/INJURED	
Totals		0	0



DYLAN GANDY

Center
Texas Tech
Ht: 6-3
Born: 3/8/82
Draft: '05, R4 (129)-Ind

7th Year
Wt: 295
Harlingen, Texas
Acquired: '09, FA

65

Complete biographical information available on Detroitlions.com.

MANE FACTS

- While growing up in Texas, Gandy was a huge Dallas Cowboys fan.
- Gandy's favorite all-time movie is *Lonesome Dove* - a TV mini-series featuring Robert Duvall, Tommie Lee Jones and Angelica Huston. He also regularly watches the sitcom, *The Office*.
- One of Gandy's forte's is barbeque and he specializes in smoked brisket, which is a staple of where he's from.
- Following his playing career, Gandy would like to get into coaching high school football. He has a degree in history and could see himself as a history teacher and football coach at a high school.

TRANSACTIONS

- Re-signed with Detroit as an unrestricted free agent July 29, 2011.
- Signed as a free agent with the Detroit Lions April 3, 2009 and then re-signed with the Lions as a restricted free agent April 15, 2010.
- Signed by the Oakland Raiders November 26, 2008 and waived by the Raiders December 4, 2008.
- Signed by the Denver Broncos May 16, 2008 and was released by the Broncos August 30, 2008. Re-signed by the Broncos Sept. 2, 2008 and waived September 9, 2008. Re-signed by the Broncos September 24, 2008 and waived by the Broncos October 6, 2008.
- Released from the Indianapolis Colts May 4, 2008.
- Originally drafted by the Indianapolis Colts in the fourth round (129th overall) of the 2005 NFL Draft.

PRO

Versatile interior offensive lineman who can play center and both guard positions. He has also contributed on special teams during his career.

- Has played in 89 career games (19 starts).
- Gandy enjoyed his most successful season to date in 2006 where he started in a career-high 11 games at left guard and appeared in all 16 contests for the Colts who won Super Bowl XLI that year.
- Gandy helped Indianapolis post the highest third-down success rate (56.1 percent/105-of-187) in the NFL since the 1970 merger and allowed the fewest sacks (15) in the league while averaging an AFC best 379.4 yards per game.

2011: Back-up guard and contributor on special teams.

- Saw time at guard vs. Kansas City (9/18). Recovered a RB Keiland Williams fumble on first-and-10 at the Detroit 46-yard line with 2:51 remaining in the game.
- Played primarily on team's field goal protection team.

COLLEGE

Started 20 career games during four seasons at Texas Tech. Spent most of his first three seasons at guard before starting 12 games at center during his senior year.

- Earned Honorable Mention All-Big 12 Conference honors after not allowing a sack that campaign.
- Earned academic all-conference honors as a junior and sophomore.
- Redshirted as a true freshman.

PERSONAL

Attended Pflugerville High School in Pflugerville, Texas. Received first-team all-district and All-Central Texas honors. Lettered in track and field.

- Majored in history at Texas Tech.
- Dylan Colter Gandy was born on Mar. 8, 1982, in Harlingen, Texas.

GANDY'S CAREER STATISTICS

Year	Tm	G	S
2005	Ind	16	2
2006	Ind	16	11
2007	Ind	10	1
2008	Oak/Den	0	0
2009	Det	15	5
2010	Det	16	0
2011	Det	16	0
Totals		89	19
POSTSEASON			
Year	Tm	G	S
2011	Det	1	0
Total		1	0



BEN GRAHAM

Punter
Deakin (Australia)
Ht: 6-5
Born: 11/2/73
Draft: '05 FA-NYJ

8th Year
Wt: 236
Geelong, Victoria (Australia)
Acquired: '11, FA

2

Complete biographical information available on Detroitlions.com.

MAINE FACTS

- Attended the Ray Pelfrey Kicking School in Reno, Nev., for two weeks to learn the American punting style and refine his technique after playing 12 seasons of Australian Rules Football.
- His business interests in Australia include property development, aged-care facilities and seaside restaurants.

TRANSACTIONS

- Signed by the Detroit Lions November 15, 2011.
- Released by the Cardinals October 11, 2011.
- Re-signed by the Cardinals October 5, 2011.
- Released by the Cardinals September 2, 2011.
- Signed by the Arizona Cardinals December 1, 2008.
- Released by the Saints October 28, 2008.
- Signed by the New Orleans Saints October 20, 2008.
- Released by the Jets September 29, 2008.
- Re-signed by the Jets September 22, 2008.
- Released by the Jets September 17, 2008.
- Signed as a free agent with the New York Jets January 18, 2005.

PRO

Former Australian Rules Football player who made transition to punting in NFL seven years ago. Has appeared in 96 career games.

- Alternate to the NFC Pro Bowl team in 2009.
- Holds a 44.2 career gross punting average with 37.5 net punting average.
- Has a career long of 69 yards.
- Streak of 78 consecutive punts without a touchback in 2009-2010.
- 2011: Appeared in 7 regular season games with the Lions and punted 28 times for a 44.1 average. Netted 38.7 yards per punt since joining the Lions in November.
- Played for Arizona Cardinals at Minnesota (10/9). Punted 5 times for a 42.4 yard average and placed two inside the 20.
- Made his Lions debut vs. Carolina (11/20) and recorded 2 punts for 96 yards (48.0 avg.). He had a long of 49 yards.
- Had 4 punts for 148 yards (37.0 avg.) vs. Green Bay (11/24).
- He had 6 punts for 286 yards (47.7 avg.) vs. the Vikings (12/11).
- Recorded 6 punts for 257 yards (42.8 avg.) at Oakland (12/18).
- With the offense clicking, he had just 3 punts for 124 yards (41.3 avg.) vs. San Diego. His final punt of the day was downed at the Chargers' 2-yard line and two plays later, Cliff Avril picked off San Diego QB Philip Rivers for a touchdown.
- 47.0 net punting average at Green Bay (1/1) was a season high since he signed a with Detroit.

PERSONAL

Australia Day Ambassador in 2002-2003.

- Bachelor of Commerce, concentrating in Marketing and Management at Deakin University.
- Member of the Muscle Dystrophy Association (MDA) Muscle Team since 2006
- Married to wife Katie. They have two daughters, Sophie and Rosie, and one son, Jack.
- Full name is Benjamin James Graham.

GRAHAM'S SINGLE-GAME BESTS

Punts:	9 at Bal 10/2/05
Punting Yards:	380 at Bal 10/2/05
Average:	54.7 vs. SF 9/13/09
Net Punting Average:	51.0 at Cle 10/29/06
Long Punt:	69 at Cle 10/29/06
Inside 20:	5 at Ten 11/19/09

GRAHAM'S CAREER STATISTICS

Year	Tm	G	S	Pnt	Yds	Avg	Net	TB	In20	Lg	BI
2005	NYJ	16	16	74	3233	43.7	37.9	6	18	59	0
2006	NYJ	16	16	72	3182	44.2	37.8	11	26	69	1
2007	NYJ	15	15	66	2855	43.3	36.5	7	23	62	1
2008	NYJ/Arz	9	9	37	1571	42.5	33.8	0	10	59	0
2009	Arz	16	16	86	4045	47.0	40.6	3	42	64	0
2010	Arz	16	16	94	4080	43.4	36.6	9	29	65	0
2011	Arz/Det	8	0	33	1447	43.8	37.9	3	12	58	0
Totals		89	89	434	19178	44.2	37.5	36	150	69	2
Year	Tm	G	S	Pnt	Yds	Avg	Net	TB	In20	Lg	B
2011	Det	1	0	3	127	42.3	41.0	0	3	48	0
Total		1	0	3	127	42.3	41.0	0	3	48	0
Date	Opp	G	S	Pnt	Yds	Avg	Net	TB	In20	Lg	B
9/11	at TB	0	0	0	0	0	0	0	0	0	0
9/18	KC	0	0	0	0	0	0	0	0	0	0
9/24	at Min	0	0	0	0	0	0	0	0	0	0
10/2	at Dal	0	0	0	0	0	0	0	0	0	0
10/10	CHI	0	0	0	0	0	0	0	0	0	0
10/18	SF	0	0	0	0	0	0	0	0	0	0
10/23	ATL	0	0	0	0	0	0	0	0	0	0
10/30	at Den	0	0	0	0	0	0	0	0	0	0
11/3	at Chi	0	0	0	0	0	0	0	0	0	0
11/20	CAR	1	0	2	96	48.0	35.5	0	0	49	0
11/24	GB	1	0	4	148	37.0	32.5	1	1	46	0
12/4	at NO	1	0	4	183	45.8	42.5	0	2	58	0
12/11	MIN	1	0	6	286	47.7	37.3	2	2	57	0
12/18	at Oak	1	0	6	257	42.8	40.0	0	2	52	0
12/24	SD	1	0	3	124	41.3	35.7	0	1	47	0
1/1	at GB	1	0	3	141	47.0	47	0	2	54	0
Totals		7	0	28	1235	44.1	37.4	3	10	58	0
Date	Opp	G	S	Pnt	Yds	Avg	Net	TB	In20	Lg	B
1/7	at NO	1	0	3	127	42.3	41.0	0	3	48	0
Total		1	0	3	127	42.3	41.0	0	3	48	0



JONTE GREEN

Cornerback

New Mexico State

Ht: 6-0

Born: 7/19/89

Draft: '12, R6 (196)-Det

Rookie

Wt: 184

St. Petersburg, Fla.

36

Complete biographical information available on Detroitlions.com.

TRANSACTIONS

- Drafted by the Detroit Lions in the sixth round (196th overall) of the 2012 NFL Draft.

COLLEGE

A transfer from Benedict College, Green began his career at New Mexico State as a sophomore, but was redshirted for the 2008 season. In his three-year career with the Aggies, Green played in all 37 games and ended his career with 218 tackles, 32 pass break-ups and two interceptions.

2011: Green recorded 70 tackles on the season and led the team with 14 pass break-ups on the season, which ranked him second in the WAC. Green also grabbed two interceptions on the year, along with one forced fumble.

- Finished fifth on the team with 71 tackles (53 solo) and added five tackles for loss.

- Tallied his first career interception against Louisiana Tech and then grabbed his second in his final game as an Aggie against Utah State.

2010: Played in all 12 games, averaging 6.1 tackles per game, ranking 18th in the WAC.

- Finished the season with 74 tackles, 46 solo tackles and eight broken-up passes.

- Best game came against Boise State when Green totaled 11 total tackles, seven of them solo.

2009: Played in all 13 games, finishing fourth on the team in tackles with 74, one being a tackle for loss, and eight pass breakups.

- Recorded six or more tackles in eight games on the season.
- Made at least four tackles in 10 games during the season and tallied seven tackles and a pass break-up in his first career start against UTEP.

PERSONAL

Attended Lakewood High School where he played both defensive back and running back. Also played defensive back during his junior year and collected 40 tackles and four interceptions on the season.

- Green moved to running back for his senior year and rushed for 950 yards and six touchdowns, also returning three kickoffs for touchdowns.

- Green also ran track, qualifying for the state championships in the 100-meter dash, the 4x100-meter relay and the 4x400-meter relay.

GREEN'S COLLEGE STATS

Year	G	S	TT	ST	Sk	Yds	Int	Yds	TD	PD	FF	FR	Yds	TD	STT
2009	13	13	74	40	0	0	0	0	0	9	0	0	0	0	0
2010	12	12	74	46	0	0	0	0	0	9	0	0	0	0	0
2011	12	12	70	20	0	0	2	79	2	14	0	0	0	0	0
Totals	37	37	218	106	0	0	2	79	2	32	0	0	0	0	0

**CHRIS GREENWOOD****Cornerback**
Albion College**Ht: 6-1****Born: 7/10/89****Draft: '12, R5 (148)-Det****Rookie****Wt: 193****Detroit, Mich.****33***Complete biographical information available on Detroitlions.com.***TRANSACTIONS**

- Drafted by the Detroit Lions in the fifth round (148th overall) in the 2012 NFL Draft.

COLLEGE

One of only three Albion Britons to ever be drafted in the NFL. Was a three-time All-Michigan Intercollegiate Athletic Association First Team selection. Returned four of his 13 career interceptions for touchdowns.

2011: Started all 11 games and received American Football Coaches Association Division III All-American honors. Also named the MIAA Defensive Most Valuable Player after helping Albion to the NCAA Division III Championship.

- Returned an interception 70 yards for a crucial fourth-quarter touchdown in a 28-27 victory over rival Alma College in his 2011 senior season. 2011 Albion Britons won the MIAA Conference Title and earned a spot in the NCAA Division III Championship.
- Registered two interceptions returned for 79 total yards and one touchdown. Added 26 tackles and 0.5 tackles for loss.

2010: Started all 10 games he played in, recording four interceptions and 122 return yards. Returned one interception for a touchdown.

- Returned 11 punts for 120 yards and 11 kickoffs for 225 yards.
 - Ranked fourth on the team in all-purpose yards (467).
- 2009:** In his first year of collegiate football, Greenwood registered seven interceptions and two touchdowns.
- His two interceptions returned for touchdowns place him in a tie for first all-time for most single-season touchdowns from interceptions.

PERSONAL

Played at Martin Luther King High School in Detroit, Mich.

- Son of Beverly Greenwood.
- Economics and Management major.

GREENWOOD'S COLLEGE STATISTICS

Year	G	S	TT	ST	AT	Sk	Yds	Int	Yds	TD	PD	FF	FR	Yds	TD	STT
2009	6	4	9	8	2	0	0	7	85	2	14	0	0	0	0	0
2010	10	10	27	24	6	0	0	4	122	1	7	0	0	0	0	0
2011	11	11	26	22	8	0	0	2	79	1	6	0	0	0	0	0
Totals	27	25	62	54	16	0	0	13	286	4	27	0	0	0	0	0



JASON HANSON

Kicker

Washington State

Ht: 6-0

Born: 6/17/70

Draft: '92, R2 (56)-Det

21st Year

Wt: 190

Spokane, Wash.

4

Complete biographical information available on Detroitlions.com.

MAINE FACTS

- **Pro Bowls:** 1998, 2000.
- Grew up playing soccer, but when he reached junior high school, he began kicking a football and went on to play both football and soccer in high school.
- Avid golfer who served as the Honorary co-Chairman of the 2007 Detroit Lions Invitational Charity Golf Tournament.
- In May 2007, Hanson nailed his first-ever hole-in-one on a Par 3 178-yard hole at Indian Cannon Gold Course in Spokane, Wash.
- Hanson helped establish Providence Youth Outreach in Pontiac, Mich., which helps at-risk youth from ages 12-22 and through his "Points For Providence" program, he donates \$200 for every field goal he kicks. He also helps solicit corporate contributions and spends time mentoring youth in this program.
- Donated Lions' home game tickets to Eagle Ministries through the Lions CATS (Caring Athletes Ticket Service) for Kids program.
- Participated in Habitat for Humanity Blitz Build for Super Bowl XL week, where 40 "home kits" were built and shipped to the Gulf Coast to provide housing for families displaced by Hurricane Katrina.
- Active Christian speaker.
- A big fan of music, he particularly likes jazz, country, hard rock and contemporary Christian.

TRANSACTIONS

- Placed on Reserve/Injured by the Detroit Lions Dec. 1, 2010.
- Re-signed by the Detroit Lions February 18, 2009 to a four-year contract extension (through 2012).
- Re-signed by the Detroit Lions July 30, 2004 to a four-year contract extension (through 2008).
- Re-signed by the Detroit Lions July 12, 1999 to a six-year contract extension (through 2004).
- Designated by the Detroit Lions as the team's transition player February 15, 1994. Signed contract extension with the Lions Dec. 12, 1995.
- Signed by the Detroit Lions to a contract extension Nov. 19, 1993.
- Drafted by the Detroit Lions in the second round (56th overall) in the 1992 NFL Draft.

PRO

The 20-year veteran, and one of the NFL's most productive kickers, is the Lions' all-time scoring leader with 2,016 points as well as the all-time leader in field goals (463) and extra points (627). Hanson is only the sixth player in NFL history to connect on 400 career field goals and eighth to make 600 PATs.

- Hanson is only player in NFL history with 50 50+-yard field goals.
- Holds NFL record for the most games played by one player with one team (311), and he is the first player in NFL history to play 300 games with one franchise. With his 304th game at Chicago (11/13), he passed Hall of Fame WR Jerry Rice for fifth place on the NFL's career games played list.
- Hanson is the first kicker in NFL history to go 8-for-8 on 50+-yard field goals in a single season.
- Also holds NFL record making 34 consecutive field goals of 40+ yards. In 2008, he was named to the Lions 75th Season All-Time Team.
- Fourth all-time in career scoring. With his fourth point vs. San Diego (12/24/11), Hanson moved his career tally to 2,005. He passed QB/K George Blanda (2,002) and K Matt Stover (2,004) to move into fourth place on the NFL's all-time scoring list.
- With four points at Oakland (12/18/11), Hanson became the sixth player in NFL history to score 2,000 career points. He became the first player in NFL history to register 2,000 career points with one team.
- Hanson ranks first in every statistical category for a place kicker in Lions history with longest field goal (56), field goals made (463), field goals attempted (565), points scored (2,016), extra points made (627) and extra points attempted (635).
- He is also the franchise leader in games played with 311 and is the franchise's all-time leader in seasons played with 20.
- Hanson, who made Pro Bowl appearances following the 1997 and 1999 seasons, has led the Lions in scoring in 19 seasons. He is the only player in NFL history to lead the same team in scoring for the first 18 years of their career. He now has the third-most season in NFL history leading his team in scoring.
- He is a five-time winner of the Lions' Yale Lary Special Teams Player of the Year Award (1993, 99, 03, 06 and 08).
- Has connected on 412-of-473 (87%) career field goal attempts inside the 50-yard line and is a remarkable 292-of-306 (95%) from inside the 40-yard line for his career. From 40+ Yards, he is 169-of-256 (.660).
- Hanson has proved to be a valuable asset to the Lions as the team is 73-68 (.517) in his career when he kicks two-or-more field goals in a game, 41-20 (.683) when he makes three-or-more and 18-5 (.783) when he converts four field goals in a contest.
- In addition, Hanson has made 18 game-winning, fourth quarter or

- overtime kicks during his career (10 in regulation; eight in overtime). The Spokane, Wash., native has only missed eight extra points in his career (623-of-631) and has been perfect in PAT tries in 11 different seasons (1992-93, 1995-96 and 2000-02, 2004-06, 2008). He is only the 8th player in NFL history to have 600 career extra points.
- Hanson has been quite accurate at Ford Field since the Lions began play there in 2002, going 131-for-149 (.879) on field goal attempts, which include five fourth-quarter or overtime game-winners and a long of 54 yards. He has made the second-most field goals at home (131) in the NFL since 2002.
- On kicks from 40+ yards at home since 2002, Hanson is 53-of-68 (.761). He has the third-best field goal percentage at home for that range among kickers with at least 40 attempts.
- Has recorded 35 career special teams tackles.
- 2011: By playing in the season opener at Tampa Bay (9/11), Hanson played in his 20th NFL season. Five-time Lions team captain (2007-11), he is the 15th player in NFL history to play in 20 seasons. Hanson joined Hall of Famers T Jackie Slater (Los Angeles Rams: 20) and CB Darrell Green (Washington: 20) for the most seasons played for the team that originally drafted them.
- Finished season tied for ninth in the NFL in scoring with 126 points. He made 24 field goals and 54 PATs on the season.
- When Hanson connected on his fourth PAT of the game vs. San Diego (12/24), it gave him 49 on the season, breaking the club record for PATs in a season, surpassing his own team record of 48 set in 1995. With 5 total PATs in the game, Hanson moved his season total to 50 PATs this year and is the first player in team history to reach that mark in a season. Recorded end at 54 PATs on the season.
- 126 points was fourth-highest total in team history for points scored in a season. He now holds four of the Lions Top-5 spots on the single-season scoring list.
- The Lions' season opener against the Buccaneers (9/11) marked Hanson's 296th career game, the most among active players. He tied Hall of Fame C Bruce Matthews for the most games played with one team in NFL history. His 296 games also tied him with Matthews' for eighth on the NFL's all-time career games played list.
- Playing in the home opener vs. Kansas City (9/18) marked Hanson's 297th career game, setting an all-time NFL record for the most games played by one player for one team. He surpassed Hall of Fame C Bruce Matthews who played 296 games for the Houston Oilers/Tennessee Titans.
- On the PAT following the Lions first touchdown vs. the Chiefs, Hanson reached 1,900 career points to become the seventh player in NFL history with 1,900 career-points. He ended the game with 12 points (2 field goals and 6 PATs), giving him 60 career games scoring 10 or more points.
- With 3:29 left in the second quarter, Hanson connected on a 51-yard field goal. He holds the NFL record for 50-yard field goals, and the 51-yarder gave him 46 for his career. He has also registered a 50-yard field goal in 17 NFL seasons. He is tied with K Morten Andersen, K Jason Elam and K John Kasay for the most seasons in NFL history recording a 50-yard field goal.
- Kicked the game winning 32-yard field goal in overtime at Minnesota (9/25). It was the 18th time in his career that he has made a game-winning kick in the fourth quarter or in overtime, and it was his eighth game-winning kick in overtime. He was 4-for-4 on field goal attempts, making field goals of 28, 50, 40 and 32 yards. It was the 23rd time in his career he has made four field goals in a game. His 50-yarder extended his NFL record of 50-yard field goals to 47.
- He made 3 late field goals against the Vikings, with the first, a 50-yarder, with 5:20 left to play. He made 2 field goals in the fourth quarter and overtime to take the lead (40-yard, 2:30 in the fourth) and the game-winner (32 yards with 13:01 to play in OT). His 50-yarder tied the game at 20-20 with 5:20 left to play in regulation.
- 14 points in the overtime win (4 FG, 2 PAT) mark the 17th time in his career that he has recorded 14-or-more points in a game. It was also the 23rd time in his career that he has made four field goals in a game. He moved passed K Gary Anderson for third place on the League's record list for most career games with four field goals.
- Connected on 2 field goals (33, 51) in the team's 34-30 win at Dallas (10/2), recording two touchdowns. Hanson scored a total of 11 points on the day (2 FGs, 4 PATs), giving him 45 points on the season. This marked the third consecutive game in which he scored at least 10 points. It was the fourth time in his career he has scored 10+ points in three consecutive games during his career (2007, 1994, 1993).
- His 51-yarder in the fourth quarter against the Cowboys pushed the Lions comeback to a three-point deficit with :22 left to play. The 51-yarder extends his NFL record to 48. He has now also made 3 50-yard field goals this year, each on the past three games. It was the 10th time in his career he made 3 for 50-yard field goals. It was also the first time in his career that he hit 50-yarder in three-straight games.
- In the Lions 24-13 win vs. Chicago (10/10), Hanson became the first player in NFL history to play 300 career games with one team and he is the eighth player in NFL history to play 300 career games.
- Went 6-for-6 on extra points and booted his 49th career 50+-yard field goal in the second quarter at Denver (10/30) with a 50-yarder.
- Kicked two field goals and an extra point at Chicago (11/13). The extra point was the 600th of his career making him only the eighth player in NFL history to kick 600 PATs.



WILL HELLER

Tight End
Georgia Tech
Ht: 6-6
Born: 2/28/81
Draft: '03, FA-TB

10th Year
Wt: 275
Dunwoody, Ga.
Acquired: '09, UFA-Sea

89

Complete biographical information available on Detroitlions.com.

MANE FACTS

- While Heller wasn't a big football fan growing up, he was a huge Duke basketball fan, his father's alma mater. The 1992 team with Bobby Hurlley and Grant Hill were some of his favorite players that he watched growing up.
- In the off-season, Heller enjoys relaxing and playing golf and enjoys fishing in Tampa, Florida.
- After his career, he would like to utilize his civil engineering degree and get into the construction industry close to home.

TRANSACTIONS

- Released by the Lions March 12, 2012 and re-signed by hte Lions March 22, 2012.
- Signed with the Detroit Lions as an unrestricted free agent Mar. 16, 2009 to a one-year deal.
- Re-signed with the Lions Mar. 8, 2010 to a three-year deal.
- Signed with the Seattle Seahawks Mar. 24, 2006.
- Re-signed with the club Mar. 5, 2007.
- Released Nov. 5, 2005 by the Miami Dolphins and re-signed with the Tampa Bay Buccaneers Dec. 20, 2005
- Released by the Tampa Bay Buccaneers Sept. 4, 2005
- Acquired via waivers by the Miami Dolphins Sept. 4, 2005.
- Signed as an undrafted rookie free agent with the Tampa Bay Buccaneers Apr. 28, 2003.

PRO

Heller adds another strong blocking presence to the Lions' offense, and he proved himself as an effective receiver in the first year with the club.

- Career totals include: 118 games played (31 starts), 75 receptions for 632 yards and 11 touchdowns.
- Prior to joining Detroit in 2009, he had spent the three seasons (2006-08) with Seattle. Prior to playing in Seattle, Heller spent two seasons with Tampa Bay (2003-04), before being waived at the end of the 2005 preseason and claimed by Miami.
- He played in the first seven games for the Dolphins, recording one catch for a 1-yard score at Buffalo (10/9), but was released November 5. Heller re-signed with Tampa Bay December 20, 2005 and finished the season on their inactive list.

- 2011: Part of strong tight end trio. Added strong locking presence and receiving skills. Played in all 16 games (7 starts)
- Finished season with 6 catches for 42 yards on the year.
- Caught only touchdown pass of season in Lions playoff game at New Orleans (1/7/12) on a 10-yard grab from QB Matt Stafford.

COLLEGE

Played in 39 games with 10 starts at Georgia Tech. Had 17 career receptions for 185 yards (10.9 avg.) with one touchdown.

- Started seven of 11 games his senior year and was used primarily as a blocker with six catches for 49 yards.

PERSONAL

Earned All-DeKalb County honors at Marist High.

- Played tight end, split end and defensive back.
- Also lettered in basketball.
- Majorred in civil engineering.

HELLER'S SINGLE-GAME BESTS

Receptions:	4 at Min 11/15/09
Receiving Yards:	53 at Chi 10/4/09
Receiving Touchdowns:	2 vs. STL 10/21/07
Long Reception:	25 at Car 12/16/07

HELLER'S CAREER STATISTICS

Year	TM	G	S	Rec	Yds	Avg	Lg	TD
2003	TB	9	1	2	15	7.5	11	1
2004	TB	10	2	12	98	8.2	22	1
2005	Mia/TB	7	0	1	1	1.0	1	1
2006	Sea	16	0	4	32	8.0	12	1
2007	Sea	16	6	13	82	6.3	25	3
2008	Sea	12	0	4	29	7.3	14	0
2009	Det	16	9	29	286	10.2	24	3
2010	Det	16	6	4	37	9.3	13t	1
2011	Det	16	7	6	42	7.0	12	0
Totals		118	31	75	632	8.4	25	11

POSTSEASON

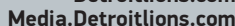
Year	Team	G	S	Rec	Yds	Avg	Lg	TD
2006	Sea	2	1	3	20	6.7	10	0
2007	Sea	2	1	0	0	0.0	0	0
2011	Det	1	1	1	10	10.0	10	1
Totals		5	3	4	30	8.35	20	1

2011 (Det)

Date	Opp	G	S	Rec	Yds	Avg	Lg	TD
9/11	at TB	1	1	0	0	0.0	-	0
9/18	KC	1	0	1	2	2.0	2	0
9/25	at Min	1	0	0	0	0.0	-	0
10/2	at Dal	1	0	0	0	0.0	-	0
10/9	CHI	1	0	1	1	1.0	1	0
10/16	SP	1	0	1	9	9.0	9	0
10/23	ATL	1	0	1	8	8.0	8	0
10/30	at Den	1	0	0	0	0.0	-	0
11/3	at Chi	1	0	0	0	0.0	-	0
11/20	CAR	1	1	1	12	12.0	12	0
11/24	GB	1	0	0	0	0.0	-	0
12/4	at NO	1	1	1	10	10.0	10	0
12/11	MIN	1	0	0	0	0.0	-	0
12/18	at Oak	1	0	0	0	0.0	-	0
12/24	SD	1	1	0	0	0.0	-	0
1/1	at GB	1	0	0	0	0.0	-	0
Totals		16	7	6	42	7.0	12	0

Postseason

Date	Opp	G	S	Rec	Yds	Avg	Lg	TD
1/7	at NO	1	1	1	10	10.0	10	1
Totals		1	1	1	10	10.0	10	1



91

[illegible]



SHAUN HILL

Quarterback
Maryland
Ht: 6-3
Born: 1/9/80
Draft: '02, FA-Min

11th Year
Wt: 220
Parsons, Kan.
Acquired: '10, T-SF

14

Complete biographical information available on Detroitlions.com.

MANE FACTS

- Hill earned NFC Offensive Player of the Week for his performance vs. St. Louis (11/16/08), where he became the first 49ers quarterback to post a perfect QB rating in the first half.
- Loves to fish. Started reeling in fish inhabiting farm ponds in his home state of Missouri during high school. When he lived in Minnesota as a member of the Vikings, Shaun caught a 30-inch, 9-pound walleye on his first trip out. He was able to lure the fish using a leech for bait 40-feet deep. Also in his fishing repertoire is a 48-inch muskie.
- Shaun owns all of the weightlifting records for quarterbacks at Maryland - power clean (303 lbs), bench press (320 lbs), and squat (500 lbs).
- Has supported the Muscular Dystrophy Association.
- Hosts annual fundraising golf tournament at high school alma mater to benefit booster club. Hosts annual football camp in conjunction with the Parsons Police Football League.

TRANSACTIONS

- Re-signed with Lions to a two-year contract extension March 7, 2012.
- Signed one-year contract extension (through 2011) July 10, 2010.
- Acquired by the Detroit Lions via trade from the San Francisco 49ers Mar. 16, 2010.
- Signed by the San Francisco 49ers as an unrestricted free agent June 2, 2006.
- Signed as an undrafted rookie free agent with the Minnesota Vikings Apr. 25, 2002.

PRO

- As a proven, veteran quarterback, Hill adds valuable depth to the team's quarterback position. Has a 13-13 record as a starter (9-3 at home).
- Through his first 16 career starts (10-6), his career .625 winning pct. as a starter was the fourth-highest winning percentage among all undrafted quarterbacks since 1970 (min. 10 starts). All 16 starts at quarterback occurred while with the San Francisco 49ers (2006-09) and winning percentage (.625) is the third highest winning percentage in 49ers history.
 - In his first NFL start, he set a record for the highest completion percentage in NFL history for a player making his first pass attempts.
 - Originally entered the league as an undrafted rookie free agent in 2002 with Minnesota where he served primarily as the team's third quarterback from 2002-05.
 - While with Minnesota, he worked with Lions Offensive Coordinator Scott Linehan (2002-04) who served in the same role for the Vikings.
 - 2011: Was in his second year as the Lions' back-up quarterback.
 - Saw time in the fourth quarter in the Lions' 48-3 home opener vs. Kansas City (9/18).
 - Played the majority of the fourth quarter at Denver (10/30).

COLLEGE

- Two-year letterman for Maryland Terrapins, registering career passing totals of 3,158 yards and 19 touchdowns.
- Helped school earn first All-Atlantic Coast title since 1985 after guiding Maryland to a berth in the Orange Bowl and a 10th overall national ranking during senior season in 2001.
 - Transferred to Maryland after starting college career at Hutchinson Community College (Kansas) from 1998-99 where he was All-Jayhawk Conference honorable mention as sophomore and All-Jayhawk Conference and NJCAA All-American honorable mention as freshman.

PERSONAL

- As a three-year starter at quarterback and two-year starter at free safety at Parsons (Kan.) H.S., was a two-time All-Southeast Kansas first-team selection and an Honorable Mention All-state selection as a senior.
- Also lettered in basketball, baseball and track.
 - Was a three-time All-SEK first-team choice in basketball, serving as team captain and earning All-state honors three times after guiding


team to state tournament as a junior and senior.

HILLS SINGLE-GAME BESTS

Passing Attempts.....	54 at GB 10/3/10
Passing Completions.....	34 at GB 10/3/10
Passing Yards.....	335 vs. Phi 9/19/10
Passing Completion Pct.....	81.5 vs. Min 12/9/07
Passing Long.....	75t vs. Phi 9/19/10
Passing Touchdowns.....	3 (twice) Last vs. StL 10/10/10
Interceptions.....	3 at StL 12/21/08
Passing Rating.....	142.3 vs. StL 11/16/08
Rushing Attempts.....	6 vs. TB 12/23/07
Rushing Yards.....	53 (twice) Last at GB 10/3/10
Rushing Long.....	40 at GB 10/3/10
Rushing Touchdowns.....	1 (three times) Last vs. Was 12/28/08

HILLS CAREER STATISTICS

PASSING													RUSHING						
Year	Tm	G	S	W-L	Att	Cmp	Yds	Pct	TD	Int	Lg	Sk	Yds	Rtg	Att	Yds	Avg	Lg	TD
2002	Min	0	0	0-0	0	0	0	0.0	0	0	0	0	0	0.0	0	0	0.0	-	0
2003	Min	0	0	0-0	0	0	0	0.0	0	0	0	0	0	0.0	0	0	0.0	-	0
2004	Min	0	0	0-0	0	0	0	0.0	0	0	0	0	0	0.0	0	0	0.0	-	0
2005	Min	1	0	0-0	0	0	0	0.0	0	0	0	0	0	0.0	2	-2	-1.0	-1	0
2006	SF	0	0	0-0	0	0	0	0.0	0	0	0	0	0	0.0	0	0	0.0	-	0
2007	SF	3	2	2-0	79	54	501	68.4	5	1	26	6	31	101.3	12	14	12	12	1
2008	SF	9	8	5-3	288	181	2046	62.8	13	8	48t	23	148	87.5	24	115	4.8	24	2
2009	SF	6	6	3-3	155	87	943	56.1	5	2	61	18	107	79.6	8	70	8.8	22	0
2010	Det	11	10	3-7	416	257	2686	61.8	16	12	79t	17	115	81.3	22	123	5.6	40	0
2011	Det	2	0	0-0	3	2	327	66.7	0	0	28	0	0	109.7	1	-1	-1.0	-1	0
Totals		30	26	13-13	938	579	6176	61.7	38	23	75t	64	401	84.6	68	320	4.7	40	3
PASSING													RUSHING						
Year	Tm	G	S	W-L	Att	Cmp	Yds	Pct	TD	Int	Lg	Sk	Yds	Rtg	Att	Yds	Avg	Lg	TD
2011	Det	0	0	0-0	0	0	0	0.0	0	0	0	0	0	0.0	0	0	0.0	-	0
PASSING													RUSHING						
Date	Opp	G	S	W-L	Att	Cmp	Yds	Pct	TD	Int	Lg	Sk	Yds	Rtg	Att	Yds	Avg	Lg	TD
9/11	at KC	1	0	0-0	1	1	28	100.0	0	0	28	0	0	118.8	0	0	0.0	-	0
9/25	at Min	0	0	0-0	0	0	0	0.0	0	0	0	0	0	0.0	0	0	0.0	-	0
10/2	at Dal	0	0	0-0	0	0	0	0.0	0	0	0	0	0	0.0	0	0	0.0	-	0
10/9	Chi	0	0	0-0	0	0	0	0.0	0	0	0	0	0	0.0	0	0	0.0	-	0
10/15	SF	0	0	0-0	0	0	0	0.0	0	0	0	0	0	0.0	0	0	0.0	-	0
10/23	ATL	0	0	0-0	0	0	0	0.0	0	0	0	0	0	0.0	0	0	0.0	-	0
10/30	at Den	1	0	0-0	2	1	5	50.0	0	0	5	0	0	56.3	1	-1	-1.0	-1	0
11/3	at Chi	1	0	0-0	0	0	0	0.0	0	0	0	0	0	0.0	0	0	0.0	-	0
11/20	CAR	0	0	0-0	0	0	0	0.0	0	0	0	0	0	0.0	0	0	0.0	-	0
11/24	GB	0	0	0-0	0	0	0	0.0	0	0	0	0	0	0.0	0	0	0.0	-	0
12/4	at NO	0	0	0-0	0	0	0	0.0	0	0	0	0	0	0.0	0	0	0.0	-	0
12/11	MIN	0	0	0-0	0	0	0	0.0	0	0	0	0	0	0.0	0	0	0.0	-	0
12/18	at Oak	0	0	0-0	0	0	0	0.0	0	0	0	0	0	0.0	0	0	0.0	-	0
12/24	SD	0	0	0-0	0	0	0	0.0	0	0	0	0	0	0.0	0	0	0.0	-	0
1/1	at GB	0	0	0-0	0	0	0	0.0	0	0	0	0	0	0.0	0	0	0.0	-	0
Totals		3	0	0-0	3	2	33	66.7	0	0	28	0	0	103.5	1	-1	-1.0	-1	0
PASSING													RUSHING						
Postseason	Opp	G	S	W-L	Att	Cmp	Yds	Pct	TD	Int	Lg	Sk	Yds	Rtg	Att	Yds	Avg	Lg	TD
1/7	at NO	0	0	0-0	0	0	0	0.0	0	0	0	0	0	0.0	0	0	0.0	-	0



COREY HILLIARD

78

Tackle
Oklahoma St.
Ht: 6-6
Born: 4/26/85
Draft: '07, R6 (209)-NE

6th Year
Wt: 300
New Orleans, La.
Acquired: '09, FA

Complete biographical information available on Detroitlions.com.

MANE FACTS

- Growing up in New Orleans, Hilliard was a Saints fan and players he enjoyed watching from the Saints were Ricky Williams, Ricky Jackson and Drew Brees.
- Hilliard's favorite TV show is *The Office*, favorite movie is *Friday* and his favorite entertainer is Dave Chappelle.
- Enjoys bowling and joins a bowling league every offseason.

TRANSACTIONS

- Signed restricted free agent tender with the Lions April 16, 2012.
- Re-signed with the Detroit Lions as an exclusive rights free agent March 16, 2010 and July 29, 2011.
- Signed by the Detroit Lions Dec. 9, 2009 off the Cleveland Browns practice squad.
- Waived by the Cleveland Browns Sept. 6, 2010 and signed the Browns practice squad Sept. 9, 2009.
- Waived by the Indianapolis Colts Aug. 19, 2009 and signed by the Cleveland Browns Aug. 24, 2009.
- Released by the Indianapolis Colts Oct. 7, 2008 and signed to the Colts practice squad Oct. 9, 2008. Re-signed by the club Jan. 5, 2009.
- Signed to the Indianapolis Colts active roster Nov. 17, 2007.
- Signed to the Indianapolis Colts practice squad Sept. 27, 2007.
- Waived by the New England Patriots Sept. 2, 2007.
- Drafted by the New England Patriots in the sixth round (209th overall) of the 2007 NFL Draft.

PRO

Offensive tackle with great size. Hilliard has played in 37 career games (5 starts) in the NFL. Five games played occurred when he was with the Indianapolis Colts.

2011: Served as a back-up tackle, as well as special teams contributor (field goal unit). Played in all 16 games with 1 start.

- Started at right tackle in the team's home opener vs. Kansas City (9/18). Was part of an offensive line that allowed no sacks for the second consecutive game.
- The Lions offense generated 48 points in the victory over the Chiefs, the most points scored by the Lions since they garnered 55 points in a Thanksgiving Day 55-20 win over Chicago (11/27/97). That game was also the last time the team scored 6 offensive touchdowns (rushing and receiving) in a single game. The last time the Lions scored 6 offensive touchdowns in a game of which at least 4 were via the pass was a 48-17 win over Chicago (10/19/81).
- Went in at right tackle during the second quarter at Minnesota (9/25).
- Came in for four plays at left tackle in the fourth quarter at Dallas (10/2).

COLLEGE

Four-year starter at Oklahoma State who opened 43-of-46 career games starting 23 games at right tackle and 20 games at LT. Hilliard began career as RT before switching to left tackle.

- Named team captain started 12 games as senior.
- All-Big 12 First-Team his senior season as he posted a career-high 98 knockdowns, helping the team rank seventh in the nation and lead the conference with an average of 208.0 yards per game rushing.
- Started eleven games at RT as a junior, totaling 83 knockdowns and was named All-Big 12 Second-Team.
- Started 12 games at LT his sophomore season, registering 67 knockdowns for an offense that ranked 12th in the nation and second in the league with an average of 237.0 yards per game on the ground, earning All-Big 12 honorable mention.
- Started final six games of his freshman season after beginning the year as a reserve.
- Holds a bachelor's degree in education.

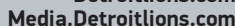
PERSONAL

Attended Jesuit High School where he was named First-Team All-State by the AP and First-Team All-Metro by the *New Orleans Times-Picayune* as a senior.

- Enjoys playing basketball in his free time
- Married to wife, Nichole.
- Born Corey Hilliard Apr. 26, 1985 in New Orleans, La. Son of Eddie and Sharon Hilliard. Has a younger brother, Colby.

HILLIARD'S CAREER STATISTICS

Year	Tm	G	S
2007	Ind	3	0
2008	Ind	2	0
2009	Det	0	0
2010	Det	16	4
2011	Det	16	1
Totals		37	5
POSTSEASON			
Year	Tm	G	S
2011	Det	1	0
Total		1	0



57

[illegible]



NATE HUGHES

Wide Receiver

Alcorn State

Ht: 6-2

Born: 01/18/85

Draft: '08, FA-CLE

2nd Year

Wt: 195

Starkville, Miss.

Acquired: '11, W-JAX

86

Complete biographical information available on Detroitlions.com.

TRANSACTIONS

- Re-signed by Lions January 10, 2012 as exclusive rights player.
- Placed on Reserve/Injured-Practice Squad List by Lions November 30, 2011.
- Released by Lions September 3, 2011 and signed to Lions practice squad September 5, 2011.
- Claimed off waivers by Detroit on August 3, 2011.
- Waived by Jacksonville on August 1, 2011.
- Signed to Jacksonville active roster November 17, 2009.
- Signed to Jacksonville practice squad September 23, 2009.
- Waived by Jacksonville on September 21, 2009.
- Signed to Jacksonville active roster on December 22, 2008.
- Signed to Jacksonville practice squad on November 19, 2008.
- Waived by Kansas City on November 5, 2008.
- Signed to Kansas City practice squad on October 22, 2008.
- Waived by Cleveland on June 17, 2008.
- Signed by Cleveland as an undrafted rookie on May 5, 2008.

PRO

Played in eight games in 2009 after making the opening day roster and totaled five receptions for 70 yards and one touchdown.

- Was on the Lions practice squad for first 12 weeks of 2011 season.
- Spent time with Cleveland, Kansas City and Jacksonville as a rookie in 2008.
- Spent five weeks on the Jaguars practice squad in 2008 and was signed to active roster for season-finale.

COLLEGE

Four-year starter who hauled in 161 passes for 2,315 yards and totaled 19 TDs at Alcorn State.

- Led team in receiving with 46 receptions for 569 yards and 5 TDs as a senior in 2007.
- Also a return specialist, leading the SWAC in 2007 in all purpose yards with 160.6 yards per game and added a punt return for a TD in 2007.
- Hauled in 40 receptions for 371 yards and 6 TDs as a junior in 2006.
- Sat out the 2005 season after sustaining a shoulder injury in the first quarter of the season opener.
- Totaled 781 yards on 48 receptions as a sophomore in 2004.
- Pulled in 27 receptions for 594 yards as a freshman in 2003.
- SWAC Outdoor Decathlon champion in 2008, 2007, and 2005, and two-time champion in both the 400m hurdles (2007 and 2008) and 110 hurdles (2007 and 2008).
- Four-time qualifier for NCAA Regionals in the 400m hurdles (3 times) and 4x400 relay team (once).
- Graduated with a degree in nursing.

PERSONAL

Earned five letters in track and field, four letters in cross country, three letters in football and two letters in basketball at Starkville (Miss.) High

- Led the football team to a 33-6 record.
- Member of 2001 State Championship team.
- Gained 2,785 total yards and scored 20 TDs on 101 returns and 88 receptions.
- Served as team captain in both football and track.
- Turned down scholarship offer to run track at Florida State.

HUGHES SINGLE-GAME BESTS

Receptions.....2 vs. Arz 9/20/09
Receiving Yards.....35 at Hou 12/6/09
Receiving Touchdowns.....1 vs. Hou 12/6/09

HUGHES CAREER STATISTICS

Year	Tm	G	S	Rec	Yds	Avg	Lg	TD
2008	Jax	0	0	0	0	0	0	DID NOT PLAY
2009	Jax	8	0	5	70	14.0	35	1
2010	Jax	0	0	0	0	0	0	RESERVED/INJURED
2011	Det	0	0	0	0	0	0	PRACTICE SQUAD
Totals		8	0	5	70	14.0	35	1



94

Fumbles Recovered: 1 (twice) Last at Den 10/30/11



CALVIN JOHNSON

Wide Receiver
Georgia Tech
Ht: 6-5
Born: 9/29/85
Draft: '07, R1 (2)-Det
5th Year
Wt: 236
Tyrone, Ga.

81

Complete biographical information available on Detroitlions.com.

MANE FACTS

- **Pro Bowl:** 2011, 2012
- 2011 AP All-Pro Second Team
- By a vote of fans across the country via a contest promoted by ESPN's SportsNation, Johnson was voted to appear on cover EA Sports Madden NFL 13 video game.
- Calvin Johnson, Jr. Foundation was established in 2009 that focuses on the self-development and empowerment of aspiring youth. The Calvin Johnson Jr. Foundation, Inc.'s vision is to see youth emerge out of seemingly difficult situations and change into productive members of society. The foundation's motto is "Catching Dreams," and it provides scholarships to Metro Detroit and Metro Atlanta football athletes, gives toys to children during the Christmas holidays in Detroit and Atlanta, collaborates with The Department of Corrections Metro Atlanta Transitional Women's Center in providing toys to inmate children, conducts a free Wide Receiver Camp for rising 9th-12th grade Metro Atlanta football athletes on football and life skills along with other miscellaneous donations and support.
- Growing up in Atlanta, Johnson was a big Deion Sanders fan. But on Sundays, he was a Denver Broncos fan, mostly because he loved to watch Terrell Davis.
- When Johnson first started playing football, he was a defensive back and running back. He started playing receiver when he got to high school.
- Johnson enjoys driving and wants to finish his degree in management and eventually buy a business franchise.

TRANSACTIONS

- Re-signed by the Lions to a new eight-year contract (through 2019).
- Drafted by the Detroit Lions in the first round (2nd overall) of the 2007 NFL Draft.

PRO

One of the league's elite receivers who possesses a unique blend of size, strength and speed. With career tallies of 366 receptions for 5,872 yards and 49 touchdowns, he is quickly rising to the top of the team's all-time receiving charts.

- 2011 post-season accolades: AP All-Pro; NFC starter for 2012 Pro Bowl (second consecutive year). Finished 4th in fan voting among all players and was first among non-quarterbacks.
- 2010 post-season accolades include: NFC starter for 2011 Pro Bowl. Johnson was first Lions wide receiver to be named to the Pro Bowl since WR Roy Williams in 2007 and he was the seventh Lions Pro Bowl receiver in team history. Became the first Lions offensive player to be elected to the original Pro Bowl squad (non-alternate) since TE David Sloan in 2000 and first receiver since WR Herman Moore in 1998.
- Second Team AP All-Pro in 2010.
- Sixth player in NFL history with 45 TD catches and 5,500 receiving yards through first five seasons (Jerry Rice, Randy Moss, Lance Alworth, Marvin Harrison and Larry Fitzgerald).
- Most receptions (366), yards (5,872) and touchdowns (49) by a Lions receiver in their first five seasons with the club.
- Recorded most receptions (270), yards (4,191) and touchdowns (33) than any other receiver in Lions' history through their first four seasons.
- Career rushing totals include 19 attempts for 167 yards (11.0 avg) and 1 TD.
- Since the 2008 season, Johnson is first in the NFL with 45 receiving touchdowns, second in receiving yards (5,116) and tied for third in the NFL with 49 receptions of 25+ yards.
- Since entering the NFL in 2007, Johnson is tied for second with 49 touchdown receptions. Also has recorded 55 receptions of 25+ yards, fourth-most in the NFL since he entered the League, and has sixth-most yards (5,872).
- Only one of three receivers in Lions history with 70+ receptions in three different seasons joining WR Herman Moore (5) and WR Johnnie Morton (3).
- First player in team history with 70+ receptions in three of his first five seasons with the club.
- Johnson's 21 career 100-yard games are the second-most in team history. One of only two players (E.Cloyce Box) with 2 200-yard receiving games and the only to do so in the same season.
- Only player in team history with 1,000 receiving yards and 12 touchdowns in 2 separate seasons (2008 and 2010), and he has now done it three times adding his totals in 2011.
- Only player in team history with 10 touchdown receptions in three different seasons - 2008 (12), 2010 (12) and 2011 (14). Second player in team history to record 10 touchdown receptions in back-to-back seasons.
- Fastest player in team history to reach 5,000 career receiving yards (69 games) and 300 receptions (66 games).

- Johnson is the only player in Lions history with two receptions of 85+ yards.
- With three career receptions of 75+ yards, he is tied with WR Herman Moore and E.Cloyce Box for the second-most receptions of 75+ yards in franchise history behind WR Leonard Thompson (4).
- With five career receptions of 70+ yards, Johnson tied WR Leonard Thompson for the most 70+ yard receptions in team history.
- In 2008, he led Detroit with 78 receptions for 1,331 yards (17.1 avg) and 12 touchdowns. Johnson finished the 2008 season with some of the top offensive statistics in the NFL: tied for first in touchdown receptions (12), fifth in receiving yards (1,331), second in yards per catch among receivers with 60 receptions (17.1), tied for second in 20+ yard receptions (21), tied for second in 40+ yard receptions (seven) and tied for first in 25+ yard touchdown catches (six).
- He was also named an alternate to the 2009 NFC Pro Bowl squad.
- 2011: Fifth-year receiver had one of the most prolific seasons in Lions history. Recorded 96 catches for 1,681 yards and 16 touchdowns on the season - all career highs.
- Led the NFL with 1,681 receiving yards. His 224 yards at Green Bay (1/1) were a single-game high in the NFL this season and his 217 yards at Oakland (12/18) were the third-highest.
- His 1,681 yards are the second-most in team history and just 5 yards shy of the club record (WR Herman Moore, 1,686 in 1995). That tally is also the seventh-highest single-season tally in NFL history and most since Rams WR Torry Holt had 1,696 in 2003.
- Now holds the third (244 at GB 1/1/12) and fourth (214 at Oakland 12/18/11) highest single game receiving yard efforts in team history.
- Only fourth player in NFL history to register 1,600 receiving yards and catch less than 100 passes in a season (Houston WR Charley Hennigan in 1961, San Diego WR Lance Alworth in 1969 and St. Louis WR Torry Holt in 2000). Second only to Hennigan (1,736) for the most yards in NFL history by a receiver with less than 100 catches.
- 16 receiving touchdowns set a new team single-season record. He broke the club record set by WR Cloyce Box (15) in 1952. Johnson's 16 touchdowns were the second-most in the NFL and the most among wide receivers.
- Only Johnson and Minnesota WR Randy Moss (2003) have ever registered 1,600+ receiving yards and 16+ receiving touchdowns in a season. In his first career postseason game at New Orleans (1/7), he established Lions postseason records in receptions (12) and yards (211). He also tied for the most receiving touchdowns in a playoff game (2) for Detroit.
- He set an NFL record for receiving yards (211) by a player in a post-season debut and Johnson was the first to surpass 200 yards in his first career playoff game.
- Johnson was the third player to register 200 receiving yards and two touchdowns in a playoff game since the 1970 NFL-AFL merger.
- 12 receptions at New Orleans tied for sixth all-time in NFL postseason history, and tied for first in NFC Wild Card games.
- 211 receiving yards are sixth all-time in NFL postseason history, and the most in an AFC Wild Card game.
- Finished fourth in the NFL with 96 receptions.
- Third player in NFL history with 95 receptions, 1,600 receiving yards and 15 touchdowns. Sixth player in NFL history (ninth overall) to record 85 receptions, 1,400 yards and 15 touchdowns in a season.
- Third player in team history with 16 total touchdowns in a season and fourth with 15 total touchdowns on the season - also accomplished by RB Barry Sanders (16 in 1990, 17 in 1991), Billy Sims (16 in 1980 and 1981) and E.Cloyce Box (15 in 1952).
- He is the third player in team history to record 1,400 receiving yards. He joins WR Herman Moore (1,686 in 1995) and WR Brett Perriman (1,488 in 1995) as the only players in franchise history to reach this mark in a season.
- His 96 receptions are the sixth-most in team history and the most since WR Mike Furrey registered 98 receptions in 2006.
- Became first player in NFL history with 2+ TD catches in team's first four games of the season.
- Johnson registered 6 receiving touchdowns for the month of September. He has the most receiving touchdowns by a Lions receiver in the first month of the season. The previous best was 5 touchdown grabs by WR Leonard Thompson in September 1984 (5 games).
- During the month of October, Johnson led the NFL with 579 receiving yards and 5 touchdown catches. His 31 receptions were the second-most in the League.
- He was the only player in the League to record four 100-yard receiving games in the month. He accomplished this over those past four games, becoming the first Lions receiver to register four-straight 100-yard games since WR Herman Moore in 1997. His 115.8 receiving yards per game in October is a League-best.
- He registered touchdowns in four of the five games he played in October, and Johnson is the only player in the NFL with a touchdown reception



in four games that month.

- Since 1950, Johnson's 31 receptions in the month of October are a franchise-best. His 579 receiving yards rank second in October in team history, and his 5 receiving touchdowns are tied for third among Lions receivers.
- Johnson's 558 receiving yards in 5 games played since the beginning of December are the third-highest tally in NFL history for games played in December/January (regular season).
- Also nominated for ESPY NFL Player of the Year.
- Caught 6 passes for 88 yards at Tampa Bay (9/11) along with two touchdown catches.
- Extended the Lions lead in the second half on a 1-yard toss from QB Matthew Stafford in the corner, it was his second touchdown catch of the game. It marked his fifth career game registering 2 receiving touchdowns, and he became the ninth player in team history to accomplish that feat.
- On Johnson's second touchdown in the opener, he moved his career total to 35 which placed him into a four-way tie on the Lions career touchdown receptions list with Terry Barr (1957-65), Leonard Thompson (1975-86) and Johnnie Morton (1994-2001). At this point in the season, Johnson was now tied for second (with four other Lions) with 35 receiving touchdowns. WR Herman Moore leads the all-time list with 62.
- Capped the opening drive of the home opener vs. Kansas City (9/18) with a 15-yard reception from QB Matthew Stafford, marking his 36th career touchdown reception. Johnson is now in sole possession of second place on the Lions' all-time career receiving touchdowns list. WR Herman Moore has the team's all-time record with 62.
- His second touchdown of the game came on a 1-yard, fourth-down pass with 1:17 left in the third quarter. It marked the first time in his career he has scored 2 receiving touchdowns in six or more games. Johnson became the seventh player in Lions history to record 2 receiving touchdowns in six or more games.
- Johnson's 2 touchdown passes from Stafford in the game marked the second time in the season's first two games that they connected for 2 touchdowns. In the last three games that Stafford had started and completed (including last year's win vs. Washington 10/31/10), he had thrown 7 touchdown passes to Johnson.
- Recorded 7 receptions for 108 yards and 2 touchdowns in the Lions' historic 26-23 overtime win at Minnesota (9/25) giving him 6 on the season. His 6 touchdowns were the most receiving scores by a Lions' receiver in the first month of the season. The previous best was 5 touchdown grabs by WR Leonard Thompson in September 1984. It was his third-straight game he caught 2 touchdowns on the year, making him the first player in NFL history to start the season off by catching at least 2 touchdowns in each of the team's first three games. He joins RB Mel Farr (1970) and E Cloyce Box (1952) to score 2 receiving touchdowns in three-straight games.
- Against the Vikings' marked his seventh career game of at least 2 touchdowns, and he became the fourth player in Lions history with seven games of 2 or more receiving touchdowns. He is tied with E Cloyce Box (7, 1949-50, 52-54) and WR Terry Barr (7, 1957-65) for the second-most career games recording at least 2 receiving touchdowns. WR Herman Moore (1991-2001) holds the franchise record with 9.
- His 2 scores of 32 and 5 yards respectively fueled the Lions' comeback, but it was his 40-yard over-the-shoulder, highlight reel catch in overtime to set up the Lions' field goal that gave them the victory.
- He also had 2 catches against the Vikings of 25+ yards, including a 32-yarder to put the Lions on the board in the second half and the 40-yard grab in overtime to move the ball down to the 14-yard line. With the performance, he reached 41 career receptions of 25+-yards, and 35 since the beginning of the 2008 season.
- Moved career total touchdowns to 40 (39 receiving and 1 rushing) to become fifth player in team history with 40 total touchdowns.
- Recorded 2 fourth quarter touchdowns in the Lions' 24-point comeback at Dallas (10/2). Finished with a team leading 8 receptions for 96 yards and 2 touchdowns. His 2 scores gave him a streak of four-straight games with 2+ receiving touchdowns. He joined Vikings WR G. Carter (1995) as the only receivers in NFL history to record 2 touchdown catches in four-straight games, and was the first player to accomplish this feat in the season's first four games. With Johnson's 40th career touchdown catch he became the second player in Lions history to record 40 career receiving touchdowns (WR Herman Moore 62, 1991-2001).
- The last time a Lions player scored touchdowns in four consecutive games was WR Roy Williams who registered a five-game stretch to end the 2006 season and begin the 2007 season and was the first Lions player to register touchdowns in four-straight games in the same season since Moore had a four-game stretch in 1998.
- In the Lions 24-13 win over Chicago on Monday Night Football, he gave the Lions a 7-0 lead early in the second quarter on a 73-yard pass from QB Matthew Stafford. It was Johnson's ninth touchdown reception of the season. He became the first player in NFL history with nine touchdown receptions through the first five games of the season. The 73-yard pass play was the longest of the season for the Lions.
- Johnson's 73-yard touchdown reception was his fifth career reception of 70+ yards. He tied WR Leonard Thompson (5) for the most 70+-yard receptions in team history.
- Johnson caught 5 passes for 130 yards with one touchdown, and he surpassed 100 yards for the 15th time in his career. He now is tied with WR Terry Barr (15, 1957-65) for the third-most 100-yard receiving games in Lions history. In the first half, he caught three passes for 100 yards.
- Finished with 7 receptions for 113 yards vs. San Francisco (10/16), marking his third 100+-yard game of the season (third in the last

four games). Surpassed 300 career receptions on his first catch of the game, becoming the fastest to reach that mark (66 games) in Lions history. Also registered his 16th career 100-yard receiving game, the third-most in team history.

- With his 10th touchdown reception vs. Atlanta (10/23), Johnson became the first player in Lions' history with 10 touchdown catches in three different seasons. He also caught 12 touchdowns in 2008 and 2010. He joined WR Herman Moore as the only players in team history with 10 touchdown catches in back-to-back seasons. Moore had 11 touchdowns in 1994 and 14 in 1995. Johnson became the sixth player in NFL history with 10 touchdown receptions though the first 7 games of a season and first since WR Randy Moss had 10 through 7 games for New England in 2007.
- With 5 receptions for 115 yards vs. the Falcons, Johnson moved into fifth place on the Lions' all-time receiving list surpassing Hall of Fame TE Charlie Sanders (4,817, 1968-77). He also became the first Lions' receiver with three-straight 100-yard games since WR German Crowell in 1999. It was also the first time he's registered 100 receiving yards in three-straight games.
- Recorded 6 catches for 125 yards and 1 touchdown at Denver (10/30). He caught a 56-yard pass from Matthew Stafford down the left sideline. He caught his 11th touchdown in the first eight games of the season on a 56-yard pass from QB Matthew Stafford. Johnson joins WR Randy Moss as the only players since the 1970 NFL-AFL Merger to record 11 touchdown receptions in the first eight games of the season.
- By surpassing the 100-yard mark in receiving yards, Johnson had four straight 100-yard games, and was the first Lions player to accomplish this feat since WR Herman Moore in 1997. By reaching 100 receiving yards in the game, Johnson tied WR Johnnie Morton for the second-most 100-yard receiving games in team history with 18.
- He also passed Moore (4,895; 1991-95) for the most receiving yards in a player's first five seasons with the team. Johnson reached 4,995 career receiving yards.
- Recorded 7 catches for 81 yards at Chicago (11/13).
- With a 17-yard catch on the first offensive play of the game at Chicago (11/13), Johnson surpassed 5,000 career receiving yards becoming the fifth player in franchise history to accomplish the feat.
- He reached 5,000 yards faster than anybody else in team history (69 games). He was the first player to do it in their first five seasons with the club.
- With his second reception vs. the Bears (11/13), he surpassed WR Herman Moore for the second-most receptions for a Lion in their first five seasons with the team.
- Had 5 catches for 89 yards, including a leaping 30-yard grab over two defenders in the fourth quarter vs. Carolina (11/20). He also added a 26-yard reception in the third quarter.
- Finished with 4 catches for 49 yards and a touchdown vs. Green Bay (11/24). He went over the 1,000 yard mark in the game marking the third time in his career he has registered 1,000 receiving yards in a single season. He became the first receiver in Lions history to record 1,000 receiving yards three times (1,331 in 2008 and 1,120 in 2010) in the first five seasons with the team.
- By catching 12 touchdown passes in three of his first five NFL seasons, Johnson joined Hall of Famers WR Lance Alworth and WR Jerry Rice as the only players in NFL history with 12+ TD catches three times in their first five seasons.
- He became the 10th player in NFL history to record 12 touchdown receptions in three different seasons.
- Johnson caught 6 passes for 69 yards at New Orleans (12/4) and moved up a few spots on both the team's career receiving yards and receptions list.
- He moved past WR Gail Cogdill (5,221; 1960-68) for fourth place and past WR Brett Perriman (5,244; 1991-96) for third place on the team's career receiving yards list. On his second reception of the game, Johnson surpassed past WR Brett Perriman (334, 1991-95) for the most receptions by a Lions receiver in their first five seasons with the team. He also passed Hall of Fame TE Charlie Sanders (336; 1968-77) for fifth place on the team's career receptions list.
- With 29 receiving yards vs. Minnesota (12/11), Johnson (1,121 yards) surpassed 1,100 yards on the season. He reached that mark for the third time in his career and for the first time in back-to-back seasons. Johnson and Moore are the only receivers in team history to reach 1,100 yards three times during their career with the Lions, and Johnson became the first to do so three times in his first five seasons.
- He had a career-high 214 yards on 9 catches and 2 TDs at Oakland (12/18), including a game-winning 6-yard TD catch with 39 seconds left. He also caught a 51-yard touchdown in the first quarter. The 214 receiving yards were the second-most in the League in 2011 and the most by an NFL receiver.
- In addition to his 51-yard touchdown, he added a 48-yard catch to help set up the final touchdown. He finished with 5 catches of over 20 yards.
- His 214 yards in the game rank third all-time in team history for receiving yards in a game, and that tally was the highest by a Lions receiver since WR Richard Johnson had 248 vs. New Orleans December 3, 1989. It was his first career 200-yard effort and his 19th career 100-yard receiving game. He moved past WR Johnnie Morton (18, 1994-2001) for the second most in team history.
- Johnson's 2 touchdown receptions give him a career high with 14 and he tied with WR Herman Moore (14 in 1995) for the second-most single-season touchdown receptions in team history.
- He reached 9 career games with 2+ touchdowns, which tied Moore for most in team history. It also marked the fifth game in 2011 with 2+



- receiving touchdowns for Johnson.
- Johnson moved into fourth place on the team's single-season receiving yards list. He became the first player in team history with two 1,300-yard seasons.
- By registering 80 receptions, 1,300 yards and 10 TDs (season totals were 96 for 1,681 yards and 13 TDs), Johnson has joined WR Herman Moore (123 for 1,686 and 16 TDs) as the only players in team history to tally those numbers in a single season.
- Johnson moved his career total touchdown total to 48, and he moved past RB Billy Sims (47, 1980-84) for third all-time in team history.
- Finished with 4 catches for 102 yards and 1 touchdown vs. San Diego (12/24). He started the game off on the first offensive play with a 46-yard reception. With 0:31 left in the second quarter, Johnson caught a 14-yard touchdown pass from Stafford to give the Lions a 24-0 lead heading into the half.
- Johnson's touchdown reception was his 15th of the season, which tied the team single-season record set previously by E. Cloyce Box in 1952.
- Johnson caught 11 passes (career high) for 244 yards and had 1 touchdown catch at Green Bay in the 2011 finale. His 244 receiving yards re-set his career high established two weeks prior when he had 214 at Oakland (12/18/11). His 11 receptions against Green Bay were also a new career single-game high.
- With 244 receiving yards in a game, it marked the third-highest tally by a Lions receiver in team history and the most since WR Richard Johnson had 248 yards vs. New Orleans 12/3/89. Johnson became only the second player in team history (E. Cloyce Box), and first to do so in the same season, to record two 200-yard receiving games.
- 11 receptions by Johnson were the most by a Lions receiver since WR Mike Furrey had 11 catches at Dallas 12/3/06.
- With a 13-yard touchdown reception in the second quarter to put the Lions up 16-10 at Green Bay, Johnson set the team's all-time single-season record for touchdown receptions (16). He broke the previous record of 15 set by E. Cloyce Box in 1952.

COLLEGE

- Johnson was a two-time All-American who claimed the 2006 Biletnikoff Award (nation's top receiver) and 2006 ACC Conference Player of the Year. He was named first team All-ACC (three-straight years (2004-06), and was the first player in Georgia Tech history to earn that honor. In 38 games, he set school records with 2,927 yards receiving and 28 touchdown receptions and ranked second in Georgia Tech history with 178 career receptions.
- Named ACC Player of the Year. Just the second junior (FSU's Charlie Ward, 1992) in the last 25 years to win the ACC Player of the Year award.
 - As a senior, tied for second in the nation with a 15 touchdown catches, a Georgia Tech record.
 - Career-best 168 yards receiving on nine receptions in win at N.C. State, including two touchdowns. Caught touchdown passes of 25 and 43 yards in the first quarter, then set up the clinching touchdown with a 33-yard reception down to the 7-yard line late in the game.
 - In 2005, First-team All-America by the American Football Coaches' Association (AFCA). Also earned second-team all-America honors from Associated Press and Walter Camp, as well as first-team accolades from Rivals.com.
 - Unanimous first-team all-Atlantic Coast Conference selection, earning all-ACC honors for the second straight year.
 - Semifinalist for the Biletnikoff Award as a sophomore.
 - Named first-team all-ACC and First-team Freshman All-America by The Sporting News and Rivals.com.

PERSONAL

- Rated among the nation's top 10 wide receivers and top 100 players by most recruiting analysts while at Sandy Creek (Tyron, Ga.) High School.
- First-team all-state selection (Class AAAA) by the Atlanta Journal-Constitution, and was Tabbed to the AJC's preseason Super 11.
 - Caught 40 passes for 736 yards and eight touchdowns as a senior. Added 34 receptions for 646 yards and 10 scores as a junior for two-year totals of 80 catches, 1,479 yards and 18 TDs.

- Majoring in Building Construction at Georgia Tech.

JOHNSON'S SINGLE-GAME BESTS

Receptions:	11 at GB 1/1/12
Receiving Yards:	244 at GB 1/1/12
Long Reception:	96t at Hou 10/19/08
Receiving Touchdowns:	3 vs. Was 10/31/10
Rushing Attempts:	2 at SF 12/27/09
Rushing Yards:	32 (twice) Last at SF 12/27/09
Long Rush:	32t vs. TB 10/21/07
Rushing Touchdowns:	1 vs. TB 10/21/07

JOHNSON'S CAREER STATISTICS

		RECEIVING						RUSHING					
Year	Team	G	S	Rec	Yds	Avg	Lg	TD	Att	Yds	Avg	Lg	TD
2007	Det	15	10	48	756	15.8	48	4	4	52	13.0	32t	1
2008	Det	16	16	78	1,331	17.1	96t	12	3	-1	-0.3	7	0
2009	Det	14	14	67	984	14.7	75	5	7	73	10.4	19	0
2010	Det	15	15	77	1,120	14.5	87t	12	4	32	8.0	15	0
2011	Det	16	16	96	1,681	17.5	73	16	1	11	11.0	11	0
Totals		76	71	366	5,872	16.0	96t	49	19	167	8.8	32t	1
		RECEIVING						RUSHING					
Year	Team	G	S	Rec	Yds	Avg	Lg	TD	Att	Yds	Avg	Lg	TD
2011	Det	1	1	12	211	17.5	42	2	0	0	0	0	0
Total		1	1	12	211	17.5	42	2	0	0	0	0	0
		RECEIVING						RUSHING					
Date	Opp	G	S	Rec	Yds	Avg	Lg	TD	Att	Yds	Avg	Lg	TD
9/11	at TB	1	1	6	88	14.7	36t	2	0	0	0.0	0	0
9/18	KC	1	1	3	29	9.7	15	2	0	0	0.0	0	0
9/25	at Min	1	1	7	108	15.4	40	2	0	0	0.0	0	0
10/2	at Dal	1	1	8	96	12.0	23	2	0	0	0.0	0	0
10/9	Chi	1	1	5	130	26.0	73	1	0	0	0.0	0	0
10/16	SF	1	1	7	113	16.1	41	0	0	0	0.0	0	0
10/23	ATL	1	1	5	115	23.0	57	1	0	0	0.0	0	0
10/30	at Den	1	1	6	125	20.8	56	1	0	0	0.0	0	0
11/3	at Chi	1	1	7	81	11.6	40	0	0	0	0.0	0	0
11/20	CAR	1	1	5	89	17.8	30	0	0	0	0.0	0	0
11/24	GB	1	1	4	49	12.25	23	1	0	0	0.0	0	0
12/4	at NO	1	1	6	69	11.5	22	0	0	0	0.0	0	0
12/11	MIN	1	1	3	29	9.7	14	0	1	11	11.0	11	0
12/18	at Oak	1	1	9	214	23.785	73	2	0	0	0.0	0	0
12/24	SD	1	1	4	102	25.5	46	1	0	0	0.0	0	0
1/1	at GB	1	1	11	244	22.1	41	1	0	0	0.0	0	0
Totals		16	16	96	1,681	17.5	73	16	1	11	11.0	11	0
		RECEIVING						RUSHING					
Date	Opp	G	S	Rec	Yds	Avg	Lg	TD	Att	Yds	Avg	Lg	TD
1/7	at NO	1	1	12	211	17.5	42	2	0	0	0	0	0
Total		1	1	12	211	17.5	42	2	0	0	0	0	0



SEAN JONES

Safety
Georgia
Ht: 6-1
Born: 3/2/82
Draft: '04, R2 (59)-Cle

9th Year
Wt: 220
Atlanta, Ga.
Acquired: FA '12

32

Complete biographical information available on Detroitlions.com.

TRANSACTIONS

- Signed as a free agent by the Detroit Lions on June 25, 2012.

PRO

Originally drafted by the Cleveland Browns in the second round (59th) overall of the 2004 NFL Draft. Played his first four seasons with Cleveland (2004-08) before spending 2009 with the Philadelphia Eagles.

- Has appeared in 107 career games with 85 starts, while accumulating 478 total tackles, 4 sacks, 17 interceptions, 40 passes defended, three forced fumbles, three fumble recoveries and 44 special teams tackles.

2011 Started at cornerback in all 16 games for the Buccaneers. Tied a career single-season high in solo tackles in 2011 with 71 and also led the team in total tackles with 87.

- Started the season off with tying a team-high eight solo tackles, a forced fumble, the third of his career, and one pass defended in the season opener against Detroit (9/11).
- Had seven total tackles and a sack for a loss of ten yards, his first of the season, in Week 2 at Minnesota (9/18). Also recovered a fumble.
- Led the team with eight solo tackles, one pass defense and one special teams tackle at San Francisco (10/9).
- Had eight total tackles, seven solo, and one stuff for a loss of three yards at Green Bay (11/20). His eight total tackles on the day tied for a game-high.
- Had five tackles, four solo, a pass defense and a fumble recovery at Tennessee (11/27).
- Recorded a team-high 10 tackles, 9 solo, vs. Carolina (12/4).

COLLEGE

Standout performer on special teams in the secondary at the University of Georgia, playing both free and strong safety and rover.

- Served as defensive co-captain during junior season in 2003.
- Played in 37 games with 24 starts, finishing his career with 250 tackles, one sack, 10 TFL, four QBP, three fumble recoveries, seven interceptions and four blocked kicks- which is a school record.
- Earned First-Team All-America honors by the American Football Coaches Association in 2003, adding Second-Team honors from the NFL Draft Report. Was also an All-Southeastern Conference Second-Team selection by the NFL Draft Report. Picked off first pass of the season vs. Atlanta (12/5).
- Recipient of the Charles G. Rood Endowed Football Scholarship.

HIGH SCHOOL AND PERSONAL

- Majorred in education.
- Visited Longleaf Elementary School in December 2010 to present a check for \$10,000 from the NFL, host a PE class, and congratulate students and teachers for being named the Buccaneers' Play 60 Super School.
- Led students in football drills and spoke on the importance of healthy living as part of the team's Play 60 Challenge at Roland Park Middle School in November 2010.
- Born Sean Jones on March 2, 1982 in Atlanta, Georgia.

JONES'S SINGLE-GAME BESTS

Tackles:	16 at Was 10/19/01
Interceptions:	2 vs. NYJ 10/29/06
Pass Defenses:	2 at Oak 9/23/07
Forced Fumbles:	1, 3 times, Last at Was 10/19/08
Fumble Recoveries:	1, 3 times, Last vs. Car 11/14/10

JONES'S CAREER STATISTICS

Year	Tm	G	S	TT	ST	AT	Sk	SKY	Int	Yds	TD	PD	FF	FR	STT
2005	Cle	16	0	5	2	3	0	0	0	0	0	0	0	1	13
2006	Cle	16	16	111	71	40	0.5	5	5	46	0	16	0	1	1
2007	Cle	15	16	96	69	27	0.5	4	5	37	0	10	1	0	0
2008	Cle	12	12	95	48	8	0	0	4	27	0	4	1	0	0
2009	Phi	15	9	49	34	15	1	4	2	37	0	5	0	2	10
2010	TB	16	16	74	55	19	1	10	1	45	0	2	0	1	1
2011	TB	16	16	87	71	16	1	10	0	0	0	3	1	2	5
Totals		107	85	478	350	128	4	33	17	192	0	40	3	7	30

POSTSEASON

Year	Tm	G	S	TT	ST	AT	Sk	SKY	Int	Yds	TD	PD	FF	FR	ST
2009	Phi	1	1	2	2	0	0	0	0	0	0	0	0	0	1
2011	(TB)														
Date	Opp	G	S	TT	ST	AT	Sk	SKY	Int	Yds	TD	PD	FF	FR	ST
9/11	Det	1	1	8	8	0	0	0	0	0	0	1	1	0	0
9/18	at Min	1	1	7	5	2	1	10	0	0	0	0	0	1	0
9/25	Atl	1	1	6	5	1	0	0	0	0	0	0	0	0	0
10/3	Ind	1	1	2	1	1	0	0	0	0	0	0	0	0	0
10/9	at SF	1	1	8	8	0	0	0	0	0	0	1	0	0	1
10/16	NO	1	1	4	4	0	0	0	0	0	0	0	0	0	0
10/23	Chi	1	1	7	6	1	0	0	0	0	1	1	0	0	1
11/6	at NO	1	1	3	2	1	0	0	0	0	1	0	0	1	1
11/13	Hou	1	1	4	3	1	0	0	0	0	1	0	0	1	0
11/20	at GB	1	1	8	7	1	0	0	1	3	0	0	0	0	0
11/27	at Ten	1	1	5	4	1	0	0	0	0	0	0	0	0	0
12/4	Car	1	1	10	9	1	0	0	0	0	0	0	0	0	0
12/11	at Jax	1	1	4	3	1	0	0	0	0	0	0	0	0	0
12/17	Dal	1	1	5	4	1	0	0	0	0	1	0	0	1	1
12/24	at Car	1	1	3	2	1	0	0	0	0	0	0	0	0	0
1/1	at Atl	1	1	3	0	3	0	0	0	0	0	0	0	0	0
Totals		16	16	87	71	16	1	10	1.5	4	0	5	0	1	5



JACOB LACEY

Cornerback
Oklahoma State
Ht: 5-10
Born: 5/28/87
Acquired: FA '12

4th Year
Wt: 177
Garland, Texas

21

Complete biographical information available on Detroitlions.com.

TRANSACTIONS

- Signed by the Detroit Lions March 21, 2012.
- Signed with the Lions as an undrafted free agent on April 30, 2009.

PRO

Lacey comes to Detroit after playing his first three seasons in Indianapolis, mostly as a starting cornerback. He played and started at both right (10 starts) and left cornerback (18 starts), including a start in Super Bowl XLIV (vs. New Orleans) at RCB as a rookie.

- His three-year career totals include: 221 tackles (168 solo), 5 interceptions, 21 pass defenses, 3 forced fumbles and a fumble recovery.
- 2011:** Played in 15 games (10 starts) and finished with 69 tackles (47 solo), one interception (32t), three forced fumbles, a fumble recovery and six passes defended.

- Led all Colts with six tackles (five solo) and had a forced fumble in the season opener at Houston (9/11).
- In the home opener vs. Cleveland (9/18), led the secondary with nine tackles (six solo).
- Started at cornerback vs. Kansas City (10/9) and had eight tackles (five solo), one pass defended and one forced fumble.
- Forced and recovered a fumble by TE Jeremy Shockey vs. Carolina (11/27) which helped set up a 31-yard field goal.
- Returned to the starting lineup at New England (12/4) and totaled six tackles (three solo), including one for a loss.
- Started at cornerback at Baltimore (12/11) and finished tied for second on the team with nine tackles (eight solo) while leading the team with three passes defended.
- Opened the game at cornerback vs. Tennessee (12/18). Intercepted a QB Matt Hasselbeck pass in the third quarter and returned it 32 yards for a touchdown to give the Colts a 17-6 lead. Also led the defensive backs with 12 tackles (six solo) and two passes defended.

COLLEGE

Three-year starter who opened 40-of-49 games and finished with a career 186 tackles (141 solo), including eight tackles for losses, 1.0 sack, 7 interceptions, 36 passes defended and three forced fumbles.

- Was second-team All-Big 12 choice with 61 tackles (52 solo), 2 interceptions, 16 passes defended and two forced fumbles as a senior; 16 passes defended led conference
- Majored in education.

PERSONAL

Attended Naaman Forest High School where he was a First-Team All-District choice and Offensive MVP as senior.

- Had 1,200 yards and 14 TDs rushing and 650 yards and 1 TD passing.

LACEY'S SINGLE-GAME BESTS

Tackles:	12 vs. Ten 12/18/11
Pass Defenses:	3 (three times) Last time at Bal 12/11/11
Interceptions:	1 (five times) Last time vs. Ten 12/18/11
Touchdowns:	1 (twice) Last time vs. Ten 12/18/11

LACEY'S CAREER STATISTICS

Year	Tm	G	GS	TT	ST	AT	Sk	SkY	Int	Yds	TD	FF	FR		
2009	Ind	16	9	85	69	16	0	0	3	53	1	13	0		
2010	Ind	12	8	64	51	13	0	0	1	44	0	2	--		
2011	Ind	15	10	72	48	24	0	0	1	32	1	6	3		
TOTAL		43	27	221	168	53	0	0	5	129	2	21	3		
POST-SEASON															
Year	Tm	G	GS	TT	ST	AT	Sk	SkY	Yds	Int	TD	FF	FR	PD	SpT
2010	Ind	3	3	14	1	0	0	0	0	0	0	0	0	1	2
Date	Opp	G	GS	TT	ST	AT	Sk	SkY	Int	Yds	TD	FF	FR	PD	STT
9/11	at Hou	1	1	6	5	1	0	0	0	0	0	1	0	0	0
9/18	Cle	1	1	8	6	2	0	0	0	0	0	0	0	0	0
9/25	Pit	1	1	3	2	1	0	0	0	0	0	0	0	0	0
10/3	at TB	1	0	0	0	0	0	0	0	0	0	0	0	0	0
10/9	KC	1	1	8	5	3	0	0	0	0	0	1	0	1	0
10/16	at Cin	1	1	4	3	1	0	0	0	0	0	0	0	0	0
10/23	at NO	1	0	0	0	0	0	0	0	0	0	0	0	0	1
11/5	Atl	1	0	0	0	0	0	0	0	0	0	0	0	0	0
11/13	Jac	1	1	2	1	1	0	0	0	0	0	0	0	0	1
11/27	Car	1	0	2	2	0	0	0	0	0	1	1	0	0	0
12/4	at NE	1	1	6	3	3	0	0	0	0	0	0	0	0	2
12/11	at Bal	1	1	9	8	1	0	0	0	0	0	0	3	0	0
12/18	Ten	1	1	12	6	6	0	1	32	1	0	0	2	0	0
12/22	Hou	1	1	4	4	0	0	0	0	0	0	0	0	0	0
1/1	at Jac	1	1	5	2	3	0	0	0	0	0	0	0	0	0
Totals		15	10	69	47	22	0	0	0	32	1	3	1	6	4



MIKEL LESHOURE

Running Back
Illinois
Ht: 6-0
Born: 3/30/90
Draft: '11, R2 (57th)
2nd Year
Wt: 230
Steator, IL.

25

 Complete biographical information available on Detroitlions.com.

MAINE FACTS

- Favorite TV shows are *Sportscenter* and *Martin*.
- Favorite player growing up was Emmitt Smith.
- Enjoys watching Steven Jackson (not just because of his hair) and Rashard Mendenhall play.

TRANSACTIONS

- Placed on RESERVED/INJURED list (Achilles) on August 13, 2011
- Drafted by the Detroit Lions in the second round (57th overall) of the 2011 NFL Draft.

PRO

Suffered ruptured Achilles tendon in training camp and missed his entire rookie season.

COLLEGE

Started 17 of 33 games at Illinois, carrying the ball 424 times for 2,557 yards (6.03 yards per carry) and 23 touchdowns. Added 37 receptions for 439 yards (11.86 yards per catch) and 5 touchdowns to his career total. His 2,557 rushing yards tie Juice Williams (2006-09) for sixth place on the school career-record list, while his 23 touchdown runs tie the legendary Red Grange (1923-25) and Ty Douthard (1993-96) for seventh on the school career-record chart. In 2010, his 1,697 yards on the ground broke the previous Illini season-record of 1,681 yards by Rashard Mendenhall (2007), and his 281 rushing attempts are the second-highest season total by an Illinois player, behind only Robert Holcombe (297 in 1997).

- Gained 330 yards rushing vs. Northwestern in 2010, topping the old school game-record of 315 by Robert Holcombe vs. Minnesota in 1996. They are the only Illini ball carriers to gain 300 yards rushing in a contest.
- Ran for 100 yards in 12 contests, tying Jim Grabowski (1963-65) for second in school annals behind Robert Holcombe's 16 (1994-97).
- Generated 1,893 all-purpose yards in 2010, joining Mendenhall (1,999 in 2007) and Keith Jones (1,818 in 1988) as the only Illini players to gain over 1,800 all-purpose yards in a campaign.
- Had a career-best vs. 330 rushing yards Northwestern his senior year, the most by a Big Ten player in a game since Ron Dayne of Wisconsin amassed 341 yards vs. Hawaii in 1996. His 341 all-purpose yards rank second on the school game-record chart behind Grange's 402 vs. Michigan in 1924.

2010: Started in all 13 games played, rushing for 1,697 yards on 281 carries for 17 touchdowns. His 281 carries rank second-best season total in Illini annals while his 17 scores tied the Illini annual record that Mendenhall first set in 2007. Ranked second in the league and fifth in the nation with an average of 130.54 yards per game rushing. Also added 17 receptions for 196 yards and 3 touchdowns. His 20 total touchdowns and 122 points scored established a pair of school season records. Finished 20th nationally and second in the conference with an average of 145.62 all-purpose yards per game. All-American second-team selection by the NFL Draft Report and the Associated Press, earning third-team recognition from Rivals.com and honorable mention from Sports Illustrated.

- Ran for over 100 yards nine times, surpassing Mendenhall's record of eight in 2007.
- Was a consensus All-Big-Ten Conference first-team pick, adding Big Ten Player of the Week honors three times and Walter Camp Football Foundation National Player of the Week accolades vs. Northwestern.
- Broke the Illini annual mark with nine 100-yard rushing performances.
- Generated 84 first-down carries, converting 14-of-26 third-down snaps and all seven of his fourth-down tries.
- On 264 non-touchdowns runs, it took more than one defender to take him down 93 times (25.23%).
- Gained at least 10 yards on 43 carries, including 16 for 20 yards or longer.
- Had crucial rushing attempts that led to 29 Illini touchdowns and on twelve other possessions that resulted in field goals.
- Carried for positive yardage 43 times inside the red zone, including 18 times on goal-line plays.

2009: Started in 3 of 11 games played, rushing for 734 yards on 108 carries for 5 touchdowns, and placed fifth on the team with 14 receptions for 177 yards and 2 scores. His 108 carries placed first on the team. All-Big Ten Conference honorable mention.

- His average of 66.73 yards per game rushing ranked sixth in the Big Ten and 77th nationally.

2008: Played in nine games and started in one contest at tailback vs. Indiana as a true-freshman. Ranked fourth on the team with 126 yards on 35 carries (3.6 yards per carry) that included 1 touchdown. Add 66 yards on 6 receptions (11.0 yards per catch).

PERSONAL

Attended Centennial High School (Champaign, Ill.), playing football for Head Coach Mike McDonnell. Received a three-star prospect rating from both Rivals.com and Scout.com after his senior season. Rated the tenth-best overall prospect in the state and the nation's 28th-best running back by Rivals.

- Named first-team All-State by the Champaign News-Gazette, earning special mention All-State honors by the Chicago Tribune in 2007.
- The Prep Star All-American was also a member of Scouts.com's Midwest Hot 100 squad.
- During his sophomore season, he rushed for over 1,400 yards.
- As a junior, he received All-Area, All-Conference and All-State first-team honors and accumulated 2,474 yards, averaging 6.4 yards per carry, scoring 29 touchdowns on the ground and picking up 192 yards and 3 more scores receiving in only 10 games.
- Closed out his Chargers career by 4,652 yards on 681 carries for an average of 6.8 yards, as he scored 52 rushing touchdowns.
- Son of Jacqueline Frazier-Jones and resides in Champaign, Illinois.

LESHOURE'S COLLEGE STATISTICS

Year	RUSHING						RECEIVING					
	G	S	Att	Yds	Avg	Lg	TD	Rec	Yds	Avg	Lg	TD
2008	1	1	35	126	3.6	12	1	6	66	11.0	14	0
2009	11	3	108	734	6.8	70	5	14	177	12.6	41	2
2010	13	13	281	1697	6.0	70	17	17	196	11.5	32	3
Totals	33	17	424	2557	6.0	70	23	37	439	11.9	41	5



**RONNELL LEWIS****Defensive End
Oklahoma****Ht: 6-2****Born: 9/17/90****Draft: '12, R4 (125)-Det****Rookie****Wt: 253****Dewar, Okla.****97***Complete biographical information available on Detroitlions.com.***MANE FACTS**

- Nicknamed "The Hammer" while at Oklahoma.

TRANSACTIONS

- Drafted by the Detroit Lions in the fourth round (125th overall) in the 2012 NFL Draft.

COLLEGE

Had his most productive collegiate season as a senior, starting nine of 10 games before missing the final two games of the season with an injury. Converted positions twice from sophomore to senior seasons. Finished his career with 118 tackles, 10 sacks, and 20.5 tackles for loss.

2011: Became a full-time starter at defensive end after spending previous season as a hybrid defensive end and linebacker.

- Was named the Big 12 Defensive Player of the Week after intercepting his second career pass and recording nine tackles vs. Texas A&M.
- Recorded 5.5 sacks and 13 tackles for loss on the season.

2010: Lewis shifted to a hybrid defensive end/linebacker position after having played primarily at linebacker his sophomore year.

- Totaled 3.5 sacks and five tackles for loss, along with 37 total tackles.
- Started the final four games of the season.

2009: As a sophomore Lewis was tied for the team lead with 11 special team tackles.

- Made his first start in the Sun Bowl against Stanford, finishing the game with six tackles, 0.5 tackles for loss and one forced fumble.

PERSONAL

Attended Dewar High School in Dewar, Okla. Unanimous First-Team Oklahoma All-State team as a linebacker and running back. Was selected to participate in the ESPN Under Armor All-Star Game.

- Was highly recruited coming out of high school as a linebacker. Was rated the second best linebacker prospect by SuperPrep, the second-best strong-side linebacker prospect by Scout.com, the second-best player in Oklahoma by Rivals.com, the seventh-best outside linebacker recruit in the country by ESPN and fourth best by Rivals.com.
- Transitioned from eight-man to 11-man football from high school to college.

LEWIS COLLEGE STATISTICS

Year	G	S	TT	ST	AT	Sk	Yds	Int	Yds	TD	PD	FF	FR
2009	13	1	22	11	11	1	2	0	0	0	1	2	1
2010	11	4	37	23	14	3.5	25	1	12	0	3	0	1
2011	10	9	59	33	26	5.5	58	1	11	0	5	1	1
Totals	34	14	118	67	51	10	85	2	23	0	9	3	3



TRAVIS LEWIS

Linebacker
Oklahoma

Ht: 6-2

Born: 1/15/88

Draft: '12, R7 (223)-Det

Rookie

Wt: 222

San Antonio, Texas

50

Complete biographical information available on Detroitlions.com.

TRANSACTIONS

- Drafted by the Detroit Lions in the seventh round (223rd overall) of the 2012 NFL Draft.

COLLEGE

A four-year starter for the Sooners, Lewis became the first player in Oklahoma history to lead the team in tackles four-straight seasons. Had 53 career starts, the most ever by an OU linebacker. Finished his tenure at Oklahoma with 446 career tackles, the third-best total in OU history. Academic All-Big 12 first team.

2011: Tied as OU's leading tackler on the season with 84 total tackles and was named Second Team All-Big 12 by AP and coaches.

- Currently ranks third on the Big 12's career tackles chart.
- Led the team with nine tackles at Kansas, and hit double digits in tackles for the first time during the season with 11 stops against Texas Tech.

2010: Started at weakside linebacker in all 14 games and was named Second Team All-Big 12 by AP and coaches.

- Finished third on the team with three interceptions and produced three takeaways in the Big 12 Championship vs. Nebraska with one interception and two fumble recoveries.

2009: Named First Team All-Big 12 by coaches and second team by AP.

- Recorded double digit tackles in five games and led all linebackers with 9.5 tackles for loss.
- Collected nine tackles and one interception in OU's Sun Bowl win over Stanford.

2008: Named Defensive Newcomer of the Year by AP and Big 12 Defensive Freshman of the Year by coaches. Also named First Team All-Big 12 by AP and Second Team by coaches.

- Broke Brian Bosworth's freshman season tackles record of 133 and tied Bosworth's record for tackles by a freshman in a game with 19 against Texas.
- Second on the team with 11.5 tackles for loss and hit double digit tackles in six games.

PERSONAL

Attended Robert E. Lee High School in San Antonio where he played linebacker and running back under coach Jimmy Ramos. Lewis Rushed for 1,436 yards on 222 carries with nine touchdowns as a senior, and also caught 10 passes for 108 yards and a touchdown.

- After being named all-area and all-metro as a senior, Lewis was invited to the U.S. Army All-American game. He was also invited to the Army Combine and Nike Camp.
- No. 20 outside linebacker (Rivals.com) in high school.
- No. 10 MLB prospect in the nation (Scout.com) in high school.
- Son of James Lewis and Dori Schwartz.

LEWIS@COLLEGE STATS

Year	G	TT	ST	Sk	Yds	Int	Yds	TD	PD	FF	FR	Yds	TD	STT
2008	14	144	70	35	21	4	108	0	3	1	0	0	0	0
2009	13	109	56	1	5	1	5	0	2	1	0	0	0	0
2010	14	109	63	1.5	15	3	43	0	5	0	0	0	0	0
2011	12	84	53	1	8	1	22	0	2	2	0	0	0	0
Totals	53	446	242	7	49	9	178	0	12	4	0	0	0	0



STEFAN LOGAN

Runningback
South Dakota

Ht: 5-6
Born: 06/02/1981
Draft: '07, FA-Mia

4th Year
Wt: 180
Miami, Fla.

Acquired: '10, W-Pit

11

Complete biographical information available on Detroitlions.com.

MANE FACTS

- Growing up, Stefan loved watching Barry Sanders play for the Lions.
- Hanging out with friends and family is how Stefan usually spends his off-season.
- He loves looking at cars and even though he owns two, he wishes he could own a lot more.
- After Stefan finishes his football career, he plans on becoming a police officer and giving back to children in the community, especially to those less fortunate.

TRANSACTIONS

- Re-signed with Lions August 11, 2011 to a two-year deal.
- Claimed off waivers by the Detroit Lions September 6, 2010.
- Signed with the Pittsburgh Steelers February 12, 2009.
- Signed with the British Columbia Lions of the Canadian Football League in 2008.
- Signed to the Miami Dolphins practice squad in 2007 prior to being released.
- Originally attended mini-camp with the New York Giants in 2007 but did not sign due to injury.

PRO

Versatile offensive weapon who can play both wide receiver and running-back. A powerful return specialist and solid contributor to special teams.

- Set the Steelers single-season record for kickoff return yards with 1,466 in 2009. He also ranked second in the AFC with an average of 26.7 yards per kick return.

2011: Team's primary kickoff and punt returner who also served as a back-up receiver. 37 punt returns for 301 yards and 33 kickoff returns for 832 yards this season.

- Had 35 punt returns for 293 yards and 29 kickoff returns for 729 yards this season.
- Recorded a season-high 5 kickoff returns for 141 yards vs. Atlanta (10/23).
- Had a 28-yard punt return and a 42-yard kickoff return vs. Minnesota (12/11).
- Contributed on offense at Oakland (12/11), including 19-yard reception and a 5-yard rush.
- Opened the game with a 29-yard kickoff return for San Diego (12/24).

COLLEGE

A four-year letterman at South Dakota. Holds the Coyote's career marks with 7,859 all-purpose yards and 5,958 rushing yards. His 35 career touchdowns rank third in school history.

- Led the team with 1,707 rushing yards and 9 touchdowns as a senior in 2006. Added 153 yards and 2 touchdowns receiving. Averaged 15.9 yards per punt return with 1 touchdown. Averaged 28.2 yards per kick return with one score. Earned five All-America honors. Named South Dakota's Senior Athlete of the Year.
- As a junior in 2005, he was a first-team All-NCC selection for the third consecutive season. Rushed for 1,751 yards with 11 touchdowns to become USD's all-time leading rusher. Caught 26 passes for 428 yards (16.5 avg.) with 2 touchdowns.

PERSONAL

- Attended Jackson High School in Miami, Fla. After graduating, he took a five-year break from football before enrolling at South Dakota.
- Ran track in college, where he set a school record in the 60-meter dash.
- Has one daughter, Keyondra.

LOGAN'S SINGLE-GAME BESTS

Receptions.....	1 vs. GB 12/20/09
Receiving Yards.....	5 vs. GB 12/20/09
Long Reception.....	5 vs. GB 12/20/09
Long Rush.....	21 at Min 9/26/10
Rushing Attempts.....	5 vs. GB 12/12/10
Rushing Yards.....	30 vs. GB 12/12/10
Kickoff Returns.....	7 vs. NE 11/25/10
Kickoff Return Yards.....	194 vs. NE 11/25/10
Long Kickoff Return.....	109t vs. STL 10/10/10

Punt Returns.....	6 at Chi 9/20/09
Punt Return Yards.....	79 vs. WAS 10/31/10
Long Punt Return.....	71 vs. WAS 10/31/10

LOGAN'S CAREER STATISTICS

		PUNT RETURNS					KICKOFF RETURNS				
Year	Tm	G	S	PR	Yds	Avg	Lg	TD	KR	Yds	Avg
2009	Pit	16	0	30	280	9.3	25	0	55	1466	26.7
2010	Det	16	0	30	382	12.7	71	0	55	1448	26.3
2011	Det	16	0	37	301	8.1	28	0	33	832	25.2
Totals		48	0	97	943	9.7	71	0	143	3746	26.2
		PUNT RETURNS					KICKOFF RETURNS				
Year	Tm	G	S	PR	Yds	Avg	Lg	TD	KR	Yds	Avg
2011	Det	1	0	0	0	0	-	0	2	41	20.5
Totals		1	0	0	0	0	-	0	2	41	20.5
		RECEIVING					RUSHING				
Year	Tm	G	S	Rec	Yds	Avg	Lg	TD	Att	Yds	Avg
2009	Pit	16	0	1	5	5.0	5	0	0	0	0
2010	Det	16	0	0	0	0.0	-	0	15	95	6.3
2011	Det	16	0	1	19	19.0	19	0	9	32	3.6
Totals		48	0	2	24	12.0	13	0	24	127	5.3
		RECEIVING					RUSHING				
Year	Tm	G	S	Rec	Yds	Avg	Lg	TD	Att	Yds	Avg
2011	Det	1	0	0	0	0	-	0	0	0	0
Totals		1	0	0	0	0	-	0	0	0	0
		PUNT RETURNS					KICKOFF RETURNS				
Date	Opp	G	S	PR	Yds	Avg	Lg	TD	KR	Yds	Avg
9/11	at TB	1	0	5	34	6.8	13	0	0	0	0
9/18	KC	1	0	1	7	7.0	7	0	0	0	0
9/25	at Min	1	0	4	37	9.3	20	0	3	74	24.7
10/2	at Dal	1	0	1	12	12.0	12	0	3	76	25.3
10/9	CHI	1	0	3	26	8.7	11	0	0	0	0
10/16	SF	1	0	3	41	13.7	16	0	0	0	0
10/23	ATL	1	0	1	0	0.0	-	0	5	141	28.2
10/30	at Den	1	0	3	30	10.0	17	0	0	0	0
11/3	at Chi	1	0	3	2	0.7	7	0	2	44	22.0
11/20	CAR	1	0	2	25	12.5	16	0	2	46	23.0
11/24	GB	1	0	1	-2	-2.0	-2	0	4	113	28.3
12/4	at NO	1	0	2	13	6.5	10	0	2	52	26.0
12/11	MIN	1	0	1	28	28.0	28	0	5	119	23.8
12/18	at Oak	1	0	3	33	11.0	15	0	2	35	17.5
12/24	SD	1	0	2	7	3.5	7	0	1	29	29.0
1/1	at GB	1	0	2	8	4.0	5	0	4	103	25.8
Totals		16	0	37	301	8.1	28	0	33	832	25.2
		PUNT RETURNS					KICKOFF RETURNS				
Date	Opp	G	S	PR	Yds	Avg	Lg	TD	KR	Yds	Avg
1/17	at NO	1	0	0	0	0	-	0	2	41	20.5
Totals		1	0	0	0	0	-	0	2	41	20.5
		RECEIVING					RUSHING				
Year	Tm	G	S	Rec	Yds	Avg	Lg	TD	Att	Yds	Avg
9/11	at TB	1	0	0	0	0.0	-	0	1	-2	-2.0
9/18	KC	1	0	0	0	0.0	-	0	0	0	0
9/25	at Min	1	0	0	0	0.0	-	0	0	0	0
10/2	at Dal	1	0	0	0	0.0	-	0	1	3	3.0
10/9	CHI	1	0	0	0	0.0	-	0	1	6	6.0
10/16	SF	1	0	0	0	0.0	-	0	0	0	0
10/23	ATL	1	0	0	0	0.0	-	0	0	0	0
10/30	at Den	1	0	0	0	0.0	-	0	1	1	1.0
11/3	at Chi	1	0	0	0	0.0	-	0	1	5	5.0
11/20	CAR	1	0	0	0	0.0	-	0	1	-2	-2.0
11/24	GB	1	0	0	0	0.0	-	0	0	0	0
12/4	at NO	1	0	0	0	0.0	-	0	1	0	0
12/11	MIN	1	0	0	0	0.0	-	0	0	0	0
12/18	at Oak	1	0	1	19	19.0	19	0	1	5	5.0
12/24	SD	1	0	0	0	0.0	-	0	0	0	0
1/1	at GB	1	0	0	0	0.0	-	0	1	16	16.0
Totals		16	0	1	19	19.0	19	0	9	32	3.6
		RECEIVING					RUSHING				
Date	Opp	G	S	Rec	Yds	Avg	Lg	TD	Att	Yds	Avg
1/7	at NO	1	0	0	0	0	-	0	0	0	0
Totals		1	0	0	0	0	-	0	0	0	0



LANCE LONG

Wide Receiver
Mississippi State
Ht: 5-11
Born: 5/4/86
Draft: '08, FA-Arz

2nd Year
Wt: 186
Shelby Township, MI
Acquired: FA '12

19

Complete biographical information available on Detroitlions.com.

TRANSACTIONS

- Signed by Detroit Lions May 1, 2012
- Released by San Francisco 49ers September 3, 2011
- Signed by San Francisco 49ers to a future contract on January 5, 2011
- Signed to San Francisco 49ers practice squad on November 8, 2010
- Released from Jacksonville Jaguars practice squad on November 2, 2010
- Signed to Jacksonville Jaguars, practice squad on September 22, 2010
- Released by Kansas City Chiefs on August 31, 2010
- Activated by Kansas City Chiefs on October 24, 2009
- Signed to Kansas City Chiefs practice squad on September 16, 2009
- Released by Arizona Cardinals, on September 14, 2009
- Re-signed by Arizona Cardinals, on February 4, 2009
- Signed to Arizona Cardinals, practice squad on September 1, 2008
- Released from Arizona Cardinals, on August 30, 2008
- Originally signed as an undrafted free agent with Arizona Cardinals, April 28, 2008

PRO

Long joins a very deep group of wide receivers in Detroit after stops in Arizona, Kansas City and San Francisco. His most productive season was in 2009 as a member of the Chiefs when he played seven games and registered 20 receptions for 178 yards.

- Long made his regular season debut in Week 1 of 2009 as an Arizona Cardinal.

2011: Spent offseason and preseason with 49ers before being released September 3.

2010: Spent six weeks with Jaguar's practice squad before being released (11/2) and signing with San Francisco's practice squad (11/8) where he finished the season.

2009: Played in seven games with the Kansas City Chiefs and pulled in 20 receptions for 178 yards. He also had six kickoff returns for 106 yards.

- Spent the offseason with Arizona and made his debut as a Cardinal in the season-opener against San Francisco (9/13).

➤ Released by Arizona (9/14) and signed to Kansas City's practice squad (9/16) where he was eventually promoted to the Chiefs active roster (10/24).

- Finished with a team-high 8 catches for 74 yards at Jacksonville (11/8).
- Had his first career start at Oakland (11/15).
- Caught two passes for 37 yards, including a career-long 30-yarder, and had a kickoff return for 19 yards vs. Pittsburgh (11/22).
- Recorded a career-high five kickoff returns (87 yards) vs. Buffalo (12/13).

2008: Spent the entire season on the Cardinal's practice squad after signing with Arizona as an undrafted free agent following the 2008 NFL Draft.

COLLEGE

Played in 36 games (seven starts) at Mississippi State and finished with 46 career receptions for 321 yards and 1 touchdown in three seasons with the Bulldogs. Also had a punt return for 4 yards, 8 kickoff returns for 100 yards, a fumble recovery and 15 special teams tackles.

- As a senior in 2007, played in all 13 games (2 starts), recording 14 catches for 103 yds.
- Played in 12 games (4 starts) as a junior in 2006 and hauled in a career-high 25 receptions for 177 yards and a touchdown.
- Appeared in 11 games (1 start) as a sophomore in 2005.
- Transferred to Mississippi State from Toledo following his freshman season and did not play in 2004 per NCAA rules.
- Played in six games as a true freshman for the Toledo Rockets in 2003 and had two kickoff returns for 21 yards.

PERSONAL

Helped lead Utica Eisenhower (Shelby Township, MI) HS to a 33-6 record during his three years of prep football.

- Started the final two seasons as a wide receiver and free safety.
- Caught 45 passes for 980 yards and 8 touchdowns while adding seven interceptions during his senior season.
- Majored in management.
- Born Lance Christopher Long in Macomb, MI.

LONG'S SINGLE-GAME BESTS

Receptions:	8 at Jacksonville, 11/08/09
Receiving Yards:	74 at Jacksonville, 11/08/09
Longest Reception:	30 vs. Pittsburgh, 11/22/09
Kickoff Return Yards:	87 vs. Buffalo, 12/06/09
Longest Kickoff Return:	22 vs. Buffalo, 12/06/09

LONG'S CAREER STATISTICS

RECEIVING										RUSHING									
Year	Tm.	G	GS	Rec	Yds	Avg	Lg	TD	Att	Yds	Avg	Lg	TD						
2009	KC	7	1	20	178	8.9	30	0	1	-1	-1	-1	0						
2009	ARI	1	0	0	0	--	0	0	0	--	--	--	0						
Totals		8	1	20	178	--	30	0	1	-1	--	-1	0						
RECEIVING										RUSHING									
Date	Opp	G	GS	Rec	Yds	Avg	Lg	TD	Att	Yds	Avg	Lg	TD						
9/13	SF	1	0	0	0	--	0	0	0	0	0	0	0						
10/25	SD	1	0	2	12	6	7	0	0	0	0	0	0						
11/8	@Jax	1	0	8	74	9.3	27	0	0	0	0	0	0						
11/15	@Oak	1	2	18	9	13	0	0	0	0	0	0	0						
11/22	Pit	1	0	2	37	18.5	30	0	0	0	0	0	0						
11/29	@SD	1	0	2	15	7.5	9	0	0	0	0	0	0						
12/6	Den	1	0	2	28	14	16	0	0	0	0	0	0						
12/13	Buf	1	0	2	-6	-3	-2	0	1	-1	-1	-1	0						
Totals		1	1	20	178	8.9	30	0	1	-1	-1	-1	0						



JUSTIN MILLER

Cornerback

Clemson

Ht: 5-11

Born: 2/14/1984

Draft: '05, R2 (25th)-NYJ Acquired: FA'12

5th Year

Wt: 186

Owensboro, Ky.

43

Complete biographical information available on Detroitlions.com.

TRANSACTIONS

- Signed as a free agent by Detroit Lions July 25, 2012.
- Cut by Arizona Cardinals September 3, 2010.
- Signed as a free agent by Arizona Cardinals on May 3, 2010.
- Cut by New York Jets November 28, 2010.
- Signed as a free agent by New York Jets October 27, 2009.
- Cut by Oakland Raiders October 6, 2009.
- Re-signed by Oakland Raiders March 16, 2009.
- Claimed by Oakland Raiders off waivers November 12, 2008.
- Cut by New York Jets November 10, 2008.
- Drafted by the New York Jets in the second round (No. 25 overall) in 2005 out of Clemson.

PRO

Brings a veteran presence to the Lions' secondary. Adds skills as effective kick returner.

- Miller started 12 games his first two seasons with the Jets, but made his biggest impact as a kick returner. He averaged 26.3 yards per kickoff return as a rookie with one touchdown.
 - He also averaged 28.3 yards per return his second season with two more touchdowns, earning a Pro Bowl nod as the AFC's return specialist.
- 2010:** Took the year off (2010-11) from football to earn his degree during the lockout to fulfill a promise he made to his family.

COLLEGE

Had 13 career interceptions in three seasons at Clemson, ranking him third in Tiger history. Ranks fourth in Clemson history with 44 career pass breakups. His five career kick return touchdowns and 30.7-yard average set Clemson records. His return yard average is the top mark in ACC history and fourth in NCAA history.

- As a junior, had school single-season record with three kick return touchdowns while leading the nation with a 33.1-yard average. Was a member of the All-ACC second team as a defensive back. Earned All-America first team honors as a return man by the NFL Draft Report and second team honors by Rivals.com.
- Started every game at cornerback as a sophomore.
- Selected unanimous Freshman All-America first team by Football Writers Association, The Sporting News and College Football News.

PERSONAL

Attended Owensboro (Ky.) HS. Was ranked Super Prep All-American as ninth-best skill athlete in the nation and second-best in the state. As a senior, rushed for 814 yards and 21 touchdowns and caught 19 passes for 489 yards and six touchdowns. Added eight interceptions and 19 pass defenses on defense and returned three kickoffs for touchdowns.

- Ran a 10.6 second 100-meter dash in track, and won the state long jump title as a junior.
- Mother, Donna Bowman, served in Army as a drill instructor for initial-entry soldiers for two years in Korea and one in Fort Gordon (Ga.).

MILLER'S SINGLE-GAME BESTS

Tackles:.....9 (twice) last vs. Ind 10/1/06
Pass Defenses:.....2 at Ten 9/10/06
Longest Kick Return:.....103 vs. Ind 10/1/06
Kick Return Touchdowns:.....1 (5 times) last vs. NE 12/14/08
Forced Fumbles:.....1 at NE 11/12/06

MILLER'S CAREER STATISTICS

Year	Tm	G	GS	TT	ST	AT	Sks	Int	Yds	Lg	TD	PD	FF	FR	ST
2005	NYJ	16	8	40	31	9	0	0	0	0	0	2	0	0	2
2006	NYJ	16	5	53	46	7	0	0	0	0	0	6	1	2	0
2007	NYJ	2	0	2	1	1	0	0	0	0	0	0	0	0	0
2008	NYJ/OAK	8	0	0	0	0	0	0	0	0	0	0	0	0	0
2009	NYJ/OAK	2	0	0	0	0	0	0	0	0	0	0	0	0	0
Totals		44	13	95	78	17	0	0	0	0	0	8	1	2	2

Postseason

Year	Tm	G	GS	Tack	Asst	Sks	Yds	Int	Yds	Lg	TD	PD	FF	FR
2006	NYJ	1	0	2	0	0	0	0	0	0	0	1	0	0
Totals		1	0	2	0	0	0	0	0	0	0	1	0	0

PUNT RETURN

Year	Tm	G	GS	PR	FC	Yds	Avg	Lg	TD	KR	FC	Yds	Avg	Lg	TD
2005	NYJ	16	8	6	1	9	1.5	12	0	60	0	1577	26.4	5t	1
2006	NYJ	16	5	0	0	0	-	0	0	46	0	1304	28.3	3t	2
2007	NYJ	2	0	0	0	0	-	0	0	2	0	48	24	26	0
2008	NYJ/OAK	8	0	0	0	0	-	0	0	33	0	816	24.7	92t	2
2009	NYJ/OAK	2	0	0	0	0	-	0	0	11	0	221	20.1	27	0
Career		44	13	6	1	9	1.5	12	0	152	0	3966	26.1	92t	5

POSTSEASON

Year	Tm	G	GS	PR	FC	Yds	Avg	Lg	TD	KR	FC	Yds	Avg	Lg	TD
2006	NYJ	1	0	0	0	0	-	0	0	6	0	136	22.7	35	0

KICK RETURN

Year	Tm	G	GS	PR	FC	Yds	Avg	Lg	TD	KR	FC	Yds	Avg	Lg	TD
2006	NYJ	1	0	0	0	0	-	0	0	6	0	136	22.7	35	0

**DON MUHLBACH****Long Snapper**
Texas A&M**Ht: 6-4**
Born: 8/17/81
Draft: '04, FA-Bal**9th Year**
Wt: 265
Lufkin, Texas
Acquired: '04, FA**48***Complete biographical information available on Detroitlions.com.***MANE FACTS**

- Brother, Beau, was a member of the Texas A&M Basketball team which made the Sweet 16 in the 2006 NCAA Men's Basketball tournament. Beau is currently playing professional basketball in Australia.
- Donated home game tickets to Christ Child House through CATS (Caring Athletes Ticket Service) for Kids program.
- Has visited to the Detroit Lions Academy, an alternative middle school in Detroit, talking to students about the importance of doing well in school.
- Grew up fan of Bruce Matthews and the Dallas Cowboys.
- Uncle, John Muhlbach, is a member of the Pro Football Hall of Fame Board of Trustees, and is on the board's executive committee. From 1997-06, he served as chairman.

TRANSACTIONS

- Re-signed by the Lions March 21, 2012.
- Re-signed by the Detroit Lions March 2, 2007 to a five-year deal.
- Signed by the Detroit Lions November 9, 2004.
- Released by the Baltimore Ravens August 30, 2004.
- Signed as an undrafted rookie free agent by the Baltimore Ravens April 30, 2004.

PRO

Muhlbach's velocity and accuracy places him among the best in the league in his specialty, and he is a critical part of the snap-hold-kick trio that includes P Ryan Donahue (holder) and K Jason Hanson.

- A deep-snapping specialist who has a crisp and consistent delivery, Muhlbach spent 2004 training camp with Baltimore before joining the Lions later that season and has been the team's long snapper ever since.
- Has played in 116 career games and recorded 32 special teams tackles.
- Since Muhlbach has snapped for Hanson on the field goal team in 2004, that unit's accuracy has improved with the most significant increase coming on long-range field goals. Hanson's field goal accuracy with Muhlbach as the snapper has increased 5.4 percent on overall attempts. That improvement is 13.0 percent for field goals of 40-49 yards, 13.5 percent for field goals 40+-yards and 17.5 percent for field goals of 50+-yards.
- With Muhlbach snapping, Hanson is 43-of-53 (81.1 pct) on field goal attempts of 40-49 yards, 66-of-88 (75.0 pct) from 40+-yards and 24-of-36 (66.6 pct) on 50+-yard field goals.

2011: Team's long-snapper. Played in all 16 games and registered two special teams tackles.

COLLEGE

Served as Texas A&M's snapper in 2003.

- Filled in as punter during his sophomore season with the Aggies.

PERSONAL

Don Lynn Muhlbach, Jr., is the son of Sally and Don Muhlbach of Lufkin, Texas.

- Born Aug. 17, 1981 in Newark, Ohio.

MUHLBACH'S CAREER STATISTICS

Year	Tm	G	S	STT
2004	Det	6	0	2
2005	Det	13	0	0
2006	Det	16	0	7
2007	Det	16	0	2
2008	Det	16	0	7
2009	Det	15	0	9
2010	Det	16	0	3
2011	Det	16	0	2
Totals		116	0	32

POSTSEASON

Year	Tm	G	S	STT
2011	Det	1	0	0
Totals		1	0	0



ASHLEE PALMER

Linebacker

Mississippi

Ht: 6-1

Born: 4/7/86

Draft: '09, FA-Buf

4th Year

Wt: 236

Compton, Calif.

Acquired: '10. W-Buf

58

Complete biographical information available on Detroitlions.com.

MANE FACTS

- Grew up a fan of CB Deion Sanders and the Dallas Cowboys.
- Enjoys watching actors Jamie Foxx and Ice Cube and enjoys all types of movies, including action, comedy and horror.
- During the offseason, Palmer enjoys spending time with his family.
- After his professional playing career is done, Palmer would like to go into sports broadcasting on radio and television.

TRANSACTIONS

- Re-signed with the Lions March 22, 2012.
- Claimed off waivers by the Detroit Lions February 19, 2010.
- Released by the Buffalo Bills February 16, 2010.
- Signed by the Buffalo Bills May 1, 2009 as an undrafted rookie free agent.

PRO

Joined the Lions in 2010 (waivers) after spending his rookie campaign with Buffalo and has established himself as a solid contributor on special teams and at linebacker.

- As a rookie, played in 14 games with two starts for the Bills, collecting 11 tackles (eight solo), a pass defense and 11 stops on special teams.
- Career totals: 46 games (6 starts), 57 tackles (45 solo), 1 sack, 2 pass defenses, 3 forced fumbles and 25 special teams tackles.

2011: Back-up linebacker and significant contributor on special teams. Had 4 tackles (4 solo) on defense and 4 special teams tackles

- At Dallas (10/2) made a key defensive stop in the first quarter on Cowboys' RB Felix Jones on fourth-and-1 to give the ball to Detroit at their own 1-yard line. Also had 1 special team tackle.

COLLEGE

Spent two seasons at Mississippi and started 22 of 24 games with the Rebels

- Transferred from Compton (Calif.) Community College where he earned first-team All-America honors from the Junior College Athletic Bureau in 2005.
- Led the Rebels with 89 total tackles, three interceptions, seven pass defenses and two fumble recoveries as a junior.
- Helped the Rebel defense rank No. 2 in SEC and No. 4 in the nation in rush defense (85.5 ypg).
- Participated in the 2009 Under Armour Senior Bowl and notched 3 total tackles.

PERSONAL

Attended Lynwood (Calif.) High School, where he helped lead his team to a 10-1-1 record and a CIF playoff berth in 2003, completing 72-128 passes for 1,103 yards and 10 touchdowns.

- Earned first team all-league honors during senior year of high school.

➤ Son of Jewel Griffin.

PALMER'S SINGLE-GAME BESTS

Tackles: 13 at NYG 10/17/10
Sacks: 1.0 vs. MIN 1/2/11
Pass Defenses: 1 (twice) Last vs. MIN 1/2/11
Forced Fumbles: 1 (three times) Last at Mia 12/26/10
Special Teams Tackles: 3 (twice) Last vs. STL 10/10/10

PALMER'S CAREER STATISTICS

Year	Tm	G	S	TR	ST	AT	Sk	Yds	Int	Yds	TD	PD	FF	FR	Yds	TD	STT
2009	Buf	14	2	11	8	3	0	0	0	0	0	1	0	0	0	0	11
2010	Det	16	4	42	33	9	1.0	0	0	0	0	1	3	0	0	0	10
2011	Det	16	0	4	4	0	0	0	0	0	0	0	0	0	0	0	4
Totals		46	6	57	45	12	1	0	0	0	0	2	3	0	0	0	25

POSTSEASON

[illegible]

2011 (Det)

[illegible]

Postseason

[illegible]



STEPHEN PETERMAN

Guard

Louisiana State

Ht: 6-4

Born: 1/11/82

Draft: '04, R3 (83)-Dal

8th Year

Wt: 323

Waveland, Miss.

Acquired: '06, FA-Dal

66

Complete biographical information available on Detroitlions.com.

MANE FACTS

- Grew up a huge LSU and New Orleans Saints fan. His family had Saints season tickets and he attended every single home Saints game from birth to age 13, and he watched every away game with parents on TV. Proud to say he never missed a game!
- Favorite Saints players include: Ricky Jackson, Pat Swilling, Craig "Ironhead" Heyward, Sam Mills, Bobby Hebert and Dalton Hilliard.
- Set up the Stephen Peterman Foundation to provide aid to disadvantaged children and to enhance the lives of terminally ill children in Louisiana, Mississippi and Texas.

TRANSACTIONS

- Re-signed by the Detroit Lions February 17, 2009 to a five-year deal (through 2013).
- Placed on the Reserve/Injured list by the Lions Nov. 20, 2009.
- Signed to the Lions active roster on Dec. 13, 2006.
- Signed to the Detroit Lions practice squad Oct. 17, 2006.
- Released by the Dallas Cowboys Aug. 23, 2006.
- Placed on Reserve/Injured list by the Cowboys Sept. 4, 2004.
- Drafted by the Dallas Cowboys in the third round (83rd overall) of the 2004 NFL Draft.

PRO

Peterman, an eighth-year player, is a tough, physical offensive guard who has manned the right guard spot for most of the past four seasons. He signed a long-term deal with the Lions in 2009 and continues to be counted on to help anchor the Lions interior offensive line.

- Has played in 74 career games (70 starts).
- Peterman first signed to Detroit's practice squad in 2006 and was promoted to the active roster for the team's final three games.
- The following year, he was inserted into the starting lineup at right guard in Week 4 due to injuries and played himself into a full-time starting role and has since started 42 games over the past four seasons.
- He began his career with the Dallas Cowboys in 2004 but a knee injury slowed down his progress early in his career.

2011: Team's starting right guard. Offense was 10th in NFL in sacks per pass play (5.1 pct) yielding 36 sacks on 702 pass plays.

- The Lions' season opener at Tampa Bay (9/11) marked the first time since 1981-82 that the Lions have started the same offensive line (same personnel at same positions) in consecutive years on opening day. Peterman, LT Jeff Backus, LB Rob Sims, C Dominic Raiola and T Gosder Cherilus was the team's regular starting offensive line last year for the Lions, including on opening day. The last offensive group to start in consecutive years was LT Karl Baldischweiler, LG Homer Elias, C Armos Fowler, RG Russ Bolinger and RT Keith Dorne. That group started on opening day in that lineup three consecutive years (1980-82).
- Helped offensive line unit protect quarterback in season opening win at Tampa Bay (9/11) by yielding no sacks on 33 pass attempts and paving the way for 126 yards on the ground.
- In the home opener vs. Kansas City (9/18), was part of an offensive line that allowed no sacks for the second consecutive game. The Lions offense generated 48 points in the victory over the Chiefs, the most points scored by the Lions since they garnered 55 points in a Thanksgiving Day 55-20 win over Chicago (11/27/97). That game was also the last time the team scored 6 offensive touchdowns (rushing and receiving) in a single game. The last time the Lions scored 6 offensive touchdowns in a game of which at least 4 were via the pass was a 48-17 win over Chicago (10/19/81).
- Part of an offensive line that did not allow a sack at Dallas (10/2) in the Lions 24-point comeback win that resulted in a 34-30 win.
- In the Lions 24-13 win vs. Chicago, the offense generated 181 rushing yards on 20 carries (9.1 avg), including a career-high 163 by RB Jahvid Best. The line also opened holes for best to break off a touchdown run of 88 yards with his the second-longest run in team history. In the passing game, the Lions allowed just 1 sack on 27 pass plays.
- Helped allow 104 yards rushing vs. Atlanta (10/23) who's defense is ranked sixth in the league in rushing yards per game. Maurice Morris finished with 9 carries for 50 yards (5.6 avg) and Keiland Williams finished with 9 carries for 44 yards (4.9 avg).
- Helped protect Matthew Stafford in order for him to set a new franchise record 63 passing attempts vs. Chicago (11/13).
- Part of an offensive line that paved the way for running back Kevin Smith to rush for 140 yards vs. Carolina (11/20). They also gave QB Matthew Stafford enough time to throw 5 touchdown passes in the game. On the ground, line helped paved way or 169 yards rushing and was part of an offense that gained 495 yards, the most in a game for the Lions since 1997.

COLLEGE

An All-America and All-Southeastern Conference first-team selection as a senior, Peterman was a team leader and anchor of an offensive line that helped lead the LSU Tigers to the SEC title and a win over Oklahoma in the Sugar Bowl to capture the 2003 national title.

- For his career, he appeared in 48 games at LSU, starting 35. He moved to right guard in his senior season, after starting 25 games over the previous two years at left guard, and allowed just one sack while playing a major role in leading an offense that averaged 418.4 yards-per-game.
- A first-team All-Southeastern Conference pick as a junior, Peterman started the entire season at left guard and allowed only one sack.
- Peterman started his collegiate career as a tight end and spent his freshman season at defensive end.
- He made the switch to offense as a sophomore and started all but one game at left guard during a very successful second season, allowing only one quarterback sack.
- He played a key role in the Tigers 10-3 season that featured a win over second-ranked Tennessee in the SEC Championship Game and a 47-34 win over No. 7 Illinois in the Sugar Bowl.

PERSONAL

Peterman attended St. Stanislaus High School in Bay St. Louis, Miss.

- He was rated the 18th best player in Mississippi by Super Prep Magazine and was a first-team all-state selection and a two-time all-district choice.
- As a senior, Peterman caught 14 passes for 150 yards and one touchdown and was rated the best tight end in the state.
- He was selected for the Mississippi All-Star Game.
- He also played basketball in high school.
- Peterman majored in general studies at LSU.
- In the spring of 2005 and 2006, Peterman joined forces with fellow Louisiana State University (LSU) alumnus David Toms to host the Stephen Peterman Foundation and David Toms Foundation Fort Worth Dinner in Fort Worth, Texas.
- Proceeds from the fundraising dinner benefited Happy Hill Farm Academy/Home - a residential school/farm where socially and academically disadvantaged youth are given a second chance to prepare for a productive future - and the David Toms Foundation.
- He is married to the former Colleen Scheyd, and the couple has three sons, Stephen Frederick Jr., Timmy and Gerard.

PETERMAN'S CAREER STATISTICS

Year	TM	G	S
2004	Dal	0	0
2005	Dal	3	0
2006	Det	3	2
2007	Det	13	13
2008	Det	14	14
2009	Det	9	9
2010	Det	16	16
2011	Det	16	16
Totals		74	70
Year	TM	G	S
2011	Det	1	1
Totals		1	1



BRANDON PETTIGREW

87

Tight End
Oklahoma State
Ht: 6-5
Born: 2/23/85
Draft: '09, R1 (20)-Det
4th Year
Wt: 265
Tyler, Texas

Complete biographical information available on Detroitlions.com.

MANE FACTS

- Growing up in Texas, Pettigrew was naturally a Cowboys fan and his favorite players were QB Troy Aikman and WR Michael Irvin. He was also a fan of WR Jerry Rice.
- Goes bowling every week, often with teammates, and has around a 200 average.
- His favorite musical artist is Lil' Wayne; favorite actor is Denzel Washington; favorite movies include *Man on Fire* and *Book of Eli*.

TRANSACTIONS

- Placed on Reserve/Injured list by the Lions December 1, 2009.
- Drafted by the Detroit Lions in the first round (20th overall) of the 2009 NFL Draft.

PRO

Pettigrew is a big, athletic tight end who has the ability to stretch the field as a receiver and aggressively block at the line of scrimmage. Has emerged as one of the best young tight ends in the game.

- Ranks first and second in team history for receptions (83 in 2011; 71 in 2010) and receiving yards (777 in 2011 and 722 in 2010) by a tight end in a season. First tight end with 2 seasons recording 70+ receptions and 2 seasons with 700+ receiving yards. He accomplished this in back-to-back seasons.
- Only tight end in Lions history with 3 100-yard receiving games, including 2 in 2011.
- Reached 100 career receptions the fastest by a Lions tight end by doing so in 27 games. The previous mark was 34 games by TE Jim Gibbons.
- Also reached 1,000 career yards in 26 career games, the second fastest tight end in team history to reach that milestone. Hall of Fame TE Charlie Sanders reached 1,000 career yards in 25 games.
- Fifth tight end in team history to register 100 career catches and 1,000 career yards.
- Started in the first 11 games of his career before a knee injury on Thanksgiving Day vs. Green Bay (11/26) forced him out for the remainder of his rookie season.
- Led all NFL rookie tight ends in 2009 with 30 catches for 346 yards, and was tied for the most receiving touchdowns (two).
- Regarded by many as most complete tight end to enter 2009 NFL Draft. Lions selected him in first round (20th overall) of the 2009 NFL Draft.

2011: Second on the team with 83 receptions, a new Lions record for most catches by a tight end. Broke his own record of 71 set in 2010. 777 yards were also second on team and a single-season record for Lions tight ends. Also added 5 touchdowns.

- Pettigrew's 83 receptions finished third among tight ends in the NFL and he was 11th in receiving yards (777).
- The Lions offense generated 48 points in the victory over the Chiefs (9/18), the most points scored by the Lions since they garnered 55 points in a Thanksgiving Day 55-20 win over Chicago (11/27/97). That game was also the last time the team scored 6 offensive touchdowns (rushing and receiving) in a single game. The last time the Lions scored 6 offensive touchdowns in a game of which at least 4 were via the pass was a 48-17 win over Chicago (10/19/81).
- Came up with a big performance in Lions 26-23 overtime win at Minnesota (9/25) by contributing 11 catches for 112 yards, both career highs. After halftime, he had 9 receptions for 88 yards. 112 receiving yards is his second career 100-yard receiving game. Pettigrew joins Hall of Fame TE Charlie Sanders (2, 1968-77) and TE Jim Gibbons (2, 1958-68) as only tight ends in Lions history with 2 100-yard receiving games.
- Pettigrew's 11 catches set a new team record for receptions by a Lions' tight end in a single game. It was only the second time in Lions history that a tight end registered 10 catches in a game. Previously, Sanders had 10 catches at Washington December 15, 1968.
- Among his big plays against the Vikings, his 27-yard long in the game helped set up the Lions second score of the game (28-yard field goal) as he moved the ball down to the 2-yard line. On the drive, Pettigrew caught 3 passes for 42 yards.
- Had 6 receptions for 62 yards at Dallas (10/2) in the Lions 34-30 come-from-behind (24-point) deficit.
- Caught first touchdown of the season on an 18-yard pass in the third quarter during the Lions 24-14 win over Chicago (10/10). The score gave the Lions a 14-10 win in the game, which they would never surrender the rest of the way. He finished the game with 4 catches for 39 yards.
- Recorded second touchdown of the season on a 16-yard pass from QB Matthew Stafford vs. San Francisco (10/16). Finished as the team's leader in receptions with 8 for 42 yards.
- 6 catches for 57 yards and 1 touchdown vs. Minnesota (12/11). In both vs. Minnesota, Pettigrew caught 17 receptions for 169 yards.

- On fourth reception of game to end the first quarter vs. Minnesota (12/11), he moved season totals to 60 and became first tight end in Lions history to record 60 receptions in two different seasons (71 in 2010).
- Had a team-high 9 catches for 80 yards and a touchdown vs. San Diego (11/24). It was his 5th touchdown of the season.
- With 5 touchdown catches this season combined with TE Tony Schaffer's 6 touchdown receptions, Pettigrew and Schaffer are the second pair of Lions tight ends in team history to each register 5 touchdown catches each in a season. In 1976, Hall of Fame TE Charlie Sanders and TE David Hill each recorded 5 touchdown receptions that season.
- His 80 yards vs. San Diego (12/24) moved his season total of receiving yards to 661 passing Hall of Fame TE Charlie Sanders (656, 1969) for the second-most receiving yards by Lions tight end in one season. Pettigrew has the club record with 722 receiving yards in 2010.
- Registered career high 116 yards off 7 receptions in 2011 season finale at Green Bay (1/2). It was his third 100-yard game of his career and second of the season.

COLLEGE

- Second tight end in Oklahoma State history drafted in first round first (Reuben Gant, 1974-Buffalo). Ended college career ranked ninth overall on the school's receiving yardage record list with 1,450 and averaged more than 54 knockdown blocks per season for the Cowboys. Became first tight end in school history to amass more than 100 receptions (112) in a career.
- In 2008, finished with a career-high 42 catches for 472 yards (11.2 avg). 23 receptions produced first downs (54.76%), as he converted 4-of-9 third-down (44.44%) and 1-of-2 fourth-down plays.
- All-American Dream Team and All-Big 12 Conference selection by The NFL Draft Report as a senior.
- Started all 13 games in 2007, ranking third on team with 35 receptions for 540 yards (15.4 avg) and four TDs. Paced Cowboys with 10 TD-resulting blocks, as his 72 knockdowns were a league-high for tight ends. All-Big 12 Conference first-team selection.

PERSONAL

Attended Robert E. Lee (Tyler, Tex.) High School, earning All-State honors in 2003. Despite playing primarily as a blocker, he was rated as the best tight end in Texas by numerous recruiting services.

- All-District and All-East Texas choice. Also competed on defensive line.
- Son of Elaine and Henry Pettigrew. Born February 23, 1985.
- Was an education major at Oklahoma State.

PETTIGREW'S SINGLE-GAME BESTS

Receptions:	11 at Min 9/25/11
Receiving Yards:	116 at GB 1/1/12
Long Reception:	35 vs. Phi 9/19/10
Receiving Touchdowns:	1 (6 times) Last at Mia 12/26/10

PETTIGREW'S CAREER STATISTICS

Year	Tm	G	S	RECEIVING					RUSHING				
				Att	Yds	Avg	Lg	TD	Rec	Yds	Avg	Lg	TD
2009	Det	11	11	30	346	11.5	30	2	0	0	0.0	-	0
2010	Det	16	16	71	722	10.2	35	0	0	0	0.0	-	0
2011	Det	16	16	83	777	9.4	27	5	0	0	0.0	-	0
Totals		43	43	184	1845	10.0	35	11	0	0	0.0	-	1
Year	Tm	G	S	RECEIVING					RUSHING				
				Att	Yds	Avg	Lg	TD	Rec	Yds	Avg	Lg	TD
2011	Det	1	0	4	49	12.3	22	0	0	0	0.0	-	0
Totals		1	0	4	49	12.3	22	0	0	0	0.0	-	0
Date	Opp	G	S	RECEIVING					RUSHING				
				Att	Yds	Avg	Lg	TD	Att	Yds	Avg	Lg	TD
9/11	at TB	1	1	4	57	14.3	25	0	0	0	0.0	-	0
9/18	KC	1	1	7	70	7	0	0	0	0	0.0	-	0
9/25	at Min	1	1	11	112	10.2	27	0	0	0	0.0	-	0
10/2	at Dal	1	1	6	64	10.7	22	0	0	0	0.0	-	0
10/9	CHI	1	1	4	39	9.8	18	1	0	0	0.0	-	0
10/16	SF	1	1	8	42	5.3	16	1	0	0	0.0	-	0
10/23	ATL	1	1	4	31	7.8	9	0	0	0	0.0	-	0
10/30	at Den	1	1	3	8	2.7	0	0	0	0	0.0	-	0
11/3	at Chi	1	1	5	38	7.6	17	0	0	0	0.0	-	0
11/20	CAR	1	1	4	37	9.3	16	1	0	0	0.0	-	0
11/24	GB	1	1	4	27	6.8	10	0	0	0	0.0	-	0
12/4	at NO	1	1	2	13	6.5	8	0	0	0	0.0	-	0
12/11	MIN	1	1	6	57	9.5	17	1	0	0	0.0	-	0
12/18	at Oak	1	1	5	49	9.8	17	0	0	0	0.0	-	0
12/24	SD	1	1	9	80	8.9	16	1	0	0	0.0	-	0
1/1	at GB	1	1	7	116	16.6	26	0	0	0	0.0	-	0
Totals		16	16	83	777	9.4	27	5	0	0	0.0	-	0
Date	Opp	G	S	RECEIVING					RUSHING				
				Att	Yds	Avg	Lg	TD	Att	Yds	Avg	Lg	TD
1/7	at NO	0	4	49	12.3	22	0	0	0	0	0.0	-	0
Totals		0	4	49	12.3	22	0	0	0	0	0.0	-	0



DOMINIC RAIOLA

Center
Nebraska
Ht: 6-1
Born: 12/30/78
Draft: '01, R2 (50)-Det

12th Year
Wt: 295
Honolulu, Hawaii

51

Complete biographical information available on Detroitlions.com.

MANE FACTS

- Donated home game tickets to the Children's Center through CATS (Caring Athletics Ticket Service) for Kids program.
- Regularly attends annual Detroit Lions Courage House Dinner to help benefit HAVEN, Oakland County's premier center for the prevention and treatment of domestic violence, sexual assault and child abuse.
- A big fan of Al Pacino, he owns most of the movies the actor is in including his favorite, *Scarface*, which he has watched repeatedly.

TRANSACTIONS

- Re-signed by the Detroit Lions June 25, 2009 to a four-year contract extension (through 2013).
- Re-signed by the Detroit Lions March 13, 2005 to a five-year contract extension.
- Drafted by the Detroit Lions in the second round (50th overall) in the 2001 NFL Draft.

PRO

Raiola is in his 12th season in the NFL with the Detroit Lions, and his 11th as the starting center. Utilizes tremendous quickness, tenacity and intelligence to anchor the team's offensive front.

- Named team captain six-straight seasons (2006-11).
- Has played in 172 career games (156 starts). He is the 10th player in Lions history to play 170 games for the club. He joins K Jason Hanson (311) and T Jeff Backus (176) as players on the Lions current roster who have each played 170 career games for the club.
- In 2008, a hand injury forced him to miss his first career game and start vs. Jacksonville (11/9/08).
- He had the second most consecutive starts (104) behind Denver C Casey Wiegman (120) and Atlanta C Todd McClure (120) since 2001.
- In 2006, Raiola emerged as one of the most effective all-around centers in the league with his ability to get outside and block on the perimeter and to get to the second level.
- In 2004, he centered an offensive line that developed into one of the top run-blocking lines in the NFL as the offensive line led the way for a rushing attack that ranked second in the NFL over the final seven games of the season.

2011: Team's starting center and offensive captain for sixth consecutive year. Offense was 10th in NFL in sacks per pass play (5.1 pct) yielding 36 sacks on 702 pass plays.

- Centered offensive line that allowed no sacks and garnered 126 rushing yards in the team's opening day win at Tampa Bay (9/11).
- The Lions' season opener at Tampa Bay marked the first time since 1981-82 that the Lions have started the same offensive line (same personnel at same positions) in consecutive years on opening day. Raiola, LT Jeff Backus, LB Rob Sims, G Stephen Peterman and T Gosder Cherilus was the team's regular starting offensive line last year for the Lions, including on opening day. The last offensive group to start in consecutive years was LT Karl Baischweiler, LG Homer Elias, C Amos Fowler, RG Russ Bolinger and RT Keith Dorne. That group started on opening day in that lineup three consecutive years (1980-82).
- In the home opener vs. Kansas City (9/18), was part of an offensive line that allowed no sacks for the second consecutive game. The Lions offense generated 48 points in the victory over the Chiefs, the most points scored by the Lions since they garnered 55 points in a Thanksgiving Day 55-20 win over Chicago (11/27/97). That game was also the last time the team scored 6 offensive touchdowns (rushing and receiving) in a single game. The last time the Lions scored 6 offensive touchdowns in a game of which at least 4 were via the pass was a 48-17 win over Chicago (10/19/81).
- Part of an offensive line that did not allow a sack at Dallas (10/2) in the team's 24-point comeback 34-30 win.
- Offensive line was instrumental in the Lions 24-13 win over Chicago on Monday Night Football as the line paved the way for 181 rushing yards, including 163 from RB Jahvid Best. Raiola opened a huge seam in the middle on Best's 88-yard rushing touchdown in the third quarter, which was the second longest in team history.
- Helped allow 104 yards rushing vs. Atlanta (10/23) whose defense is ranked sixth in the league in rushing yards per game. Maurice Morris finished with 9 carries for 50 yards (5.6 avg) and Keiland Williams finished with 9 carries for 44 yards (4.9 avg).
- Helped protect Matthew Stafford in order for him to set a new franchise record 63 passing attempts vs. Chicago (11/13).
- He made his 150th career start at center for the Lions game vs. Carolina

(11/20). With the start he started 150-of-154 games dating back to the beginning of the 2002 season. Overall, he reach 166 games played, which is 12th most in team history.

- In his 150th career start, he was part of an offensive line that paved the way for running back Kevin Smith to rush for 140 yards vs. Carolina (11/20). They also gave QB Matthew Stafford enough time to throw 5 touchdown passes in the game. Offensive line helped produce 169 rushing yards, second-highest total on the season, and 495 total yards, the most for the Lions since 1997.

COLLEGE

Turned pro after playing three seasons at Nebraska, but was a four-year collegian (redshirted in 1997).

- Cornhuskers' first freshman offensive lineman to start a game since Rob Zatechka in 1991.
- The two-time Nebraska Lifter of the Year finalist set a school record with 140 knockdown blocks (11.67 per game) as a sophomore in 1999, only to better that mark as a junior in 2000 with 145 (13.2 per game).
- Besides on-field accolades, he garnered Academic All-Big 12 Conference honors the last two years while making the conference's honor roll three times.
- In 2000, he was an All-American first-team selection by the Football Writers Association, Walter Camp, Associated Press and American Football Coaches Association, rated the best center in the country by The Sports Xchange, a finalist for both the Outland Trophy and the Lombardi Award, given to the nation's top lineman and a consensus All-Big 12 first-team selection.
- Junior year was first full year as starter and was named a consensus All-Big 12 first-team selection, the first sophomore Nebraska offensive lineman to earn such honors since Dave Rimington in 1980 and was a member of Sports Illustrated's All-Bowl Team.

PERSONAL

- Three-year starter on the offensive line for St. Louis High School in Honolulu.
- Team went undefeated in each of his last three years and ranked 15th nationally in 1996, winning its 11th straight state championship.
- Earned first-team all-state honors as a junior in 1995 and as a senior in 1996.
- Also a National Honor Society member, a three-year scholar-athlete and ranked sixth in his class of 180.

RAIOLA'S CAREER STATISTICS

Year	Tm	G	S
2001	Det	16	0
2002	Det	16	16
2003	Det	16	16
2004	Det	16	16
2005	Det	16	16
2006	Det	16	16
2007	Det	16	16
2008	Det	12	12
2009	Det	16	16
2010	Det	16	16
2011	Det	16	16
Totals		172	156
POSTSEASON			
Year	Tm	G	S
2011	Det	1	1
Totals		1	1

**RILEY REIFF****Tackle****Iowa****Ht: 6-6****Born: 12/1/88****Draft: '12, R1 (23)-Det****Rookie****Wt: 313****Parkston, S.D.****71***Complete biographical information available on Detroitlions.com.***MANE FACTS**

- Was hanging out in his barn back home in Parkston, S.D., when he got a call from the Lions on draft day.

TRANSACTIONS

- Drafted by the Detroit Lions in the first round (23rd overall) of the 2012 NFL Draft.

COLLEGE

Started in 37 of 39 games in his three-year career at Iowa and was one of five juniors named to the 2011 Leadership Group.

- As a sophomore Reiff started at right tackle where the Iowa offense gained 403 yards of total offense in the team's 24-14 FedEx Orange Bowl win over Georgia Tech in 2010, the Hawkeyes' first major bowl win since the 1959 Rose Bowl.

2011: Named First Team All-American by Pro Football Weekly, third team All-American by College Football Madness and fourth team All-American by Phil Steele as a junior. Also received honorable mention All-American by SI.com as well as first team all-Big Ten by coaches and media. Started all 13 games at left tackle for the Hawkeyes during the 2011 season.

- Started at left tackle in Iowa's 31-14 loss to Oklahoma in the 2011 Insight Bowl.
- Started at left tackle in wins over Pittsburgh, Louisiana-Monroe, Indiana, Purdue, and 13th-ranked Michigan where offense gained over 400 yards of total offense.
- Named to Rotary Lombardi Award and Outland Trophy preseason Watch Lists and ranked No. 49 on Rivals.com preseason Top 100 Countdown.
- Started at left tackle in wins over Louisiana-Monroe and Northwestern and allowed no sacks.

2010: Named Second team All-Big Ten by league coaches and media and Hustle Team Award, Offense.

- Started all 13 games at left tackle and continued a streak of 21-consecutive starts.

2009: Started 11 of 13 games, three at left tackle, seven at left guard and one at right tackle, and was named to the First Team Big Ten All-Freshman team by Sporting News.

- Started at right tackle in Iowa's 24-14 FedEx Orange Bowl win over Georgia Tech.

PERSONAL

- Named South Dakota Gatorade Player of the Year as a senior captain at Parkston High School and was a two-time South Dakota Elite 45 team selection under head coach Jon Mitchel.
- Received first team All-State honors at defensive end as a sophomore and junior, as well as first team all-state honors at tight end as a senior.
- Recorded 261 career tackles, 23 sacks and eight interceptions. Also caught 27 passes for 321 yards and nine touchdowns.
- Also lettered in wrestling, golf and track and was a three-time wrestling champion with a career record of 121-1.
- Son of Jo and Tom Reiff.

REIFF'S COLLEGE STATISTICS

Year	G	S
2009	13	11
2010	13	13
2011	13	13
Totals	39	37



85

Acquired: '10, T-Den

Draft: '06, R2 (61)-Den

- ▶ Caught a touchdown in his third-straight game. QB Matthew Stafford found Scheffler down the middle of the field from 17 yards out in the third quarter vs. Carolina (11/20). It is the first time in his career he has caught a touchdown in three consecutive games and the first Lions tight end to accomplish the feat since David Hill in 1981.
- ▶ Caught season-long 36-yard reception at New Orleans (12/4).
- ▶ Finished regular season at Green Bay (1/1) with 4 catches for 65 yards and 1 TD. It was his sixth of the season.

Played 35 career games with 21 starts at Western Michigan, totaling 117 receptions for 1,345 yards (11.5 avg.) with 13 touchdowns. Finished career ranked second among tight ends in both receptions and receiving yards in school history.

- Was a huge sports card collector growing up and just recently got back into the hobby, including having a large collection of sports memorabilia.
- Sometime in the near future Scheffler would like to open up a gym in the area as part of his plan to give back to the kids and the community.
- Scheffler is hoping for a long and successful career in Detroit and looks forward to being imbedded in the area, passing along to kids what he's learned over the years.

- Placed fourth in voting for the John Mackey Award (nation's best tight end) as a senior, posting a career-high 57 receptions for 670 yards (11.8 avg.) with nine touchdowns.

Attended Chelsea High School in Chelsea, Michigan, where he played wide receiver. Named a Detroit News Dream Team selection at Chelsea, setting a school single-season record for receiving yards (1,340) in 2000.

- Selected by in Denver the second round (61st overall) of 2006 NFL Draft.

➤ Cousin of former Purdue University basketball player Steve Scheffler, who played seven seasons (1991-97) in the NBA and spent time on the Denver Nuggets in 1992.

Receptions:	7(four times)	Last at Min 9/26/10
Receiving Yards:	101	at SD 10/19/09
Longest Reception:	72	at Oak 9/8/08
Receiving Touchdowns:	2 (twice)	Last vs. SD 9/14/08
Rushing Attempts:	1 (twice)	Last at Car 12/14/08
Rushing Yards:	3 vs. Ind	10/29/06

- Led all NFL tight ends and set a Denver single-season record for tight ends with a 16.1 yards per reception average in 2008 that helped him register a career-high 645 receiving yards (40 receptions), which ranked eighth in the league at his position.

[illegible]

Year	Tm	G	S	Rec	Ys	Av	Lg	TD	Att	Yds	Av	Lg	TD
2006	Den	13	5	18	286	15.9	29	4	1	3	3.0	3	0
2007	Den	16	7	49	549	11.2	41	5	0	0	0.0	0	0
2008	Den	13	6	40	645	16.1	72	3	1	-1	-1.0	-1	0
2009	Den	15	9	31	416	13.4	52	2	0	0	0.0	0	0
2010	Det	15	4	45	378	8.4	25	1	0	0	0.0	0	0
2011	Det	15	5	27	347	12.9	36	6	0	0	0.0	0	0
Totals		87	36	210	2621	12.5	361	21	2	2	1.0	3	0

Year	TM	S	S	Ret	Tds	Avg	Eg	TD	Att	Tds	Avg	Eg	TD
2011	Det	1	1	1	7	7	7	0	0	0	0	-	0
Totals		1	1	1	7	7	7	0	0	0	0	-	0

➤ Schöffler's 6 touchdown receptions are tied for the fourth-highest single-season tally by a tight end in team history and the most since TE David Sloan had 7 touchdowns in 2001.

- Caught a 36-yard touchdown reception to move the Lions lead to 14-3 in the second quarter vs. Kansas City (9/18). Also recovered a fumble on second-and-5 at the Kansas City 49-yard line that led to the Lions' first score.

➤ Scheffler's 36-yard score marks his second touchdown reception of the season and the longest since joining the Lions in 2010. The Lions offense generated 48 points in the victory over the Chiefs, the most points scored by the Lions since they garnered 55 points in a Thanksgiving Day 55-20 win over Chicago (11/27/97). That game was also the last time the team scored 6 offensive touchdowns (rushing and receiving) in a single game. The last time the Lions scored 6 offensive touchdowns in a game of which at least 4 were via the pass was a 48-17 win over Chicago (10/19/81).

➤ Had 3 receptions for 38 yards and 1 touchdown at Denver (10/30), his former team. He caught a juggling 28-yard gain in the second quarter to set the Lions up on the Denver 2-yard line. Three plays later, Stafford found Scheffler wide open on a play action pass from 1 yard out for the touchdown to give the Lions a 17-3 lead.

2011 (Det)		RECEIVING							RUSHING				
Date	Opp	G	S	Rec	Yds	Avg	Lg	TD	Att	Yds	Avg	Lg	TD
9/11	@ TB	1	1	1	11	11.0	11t	1	0	0	0.0	-	0
9/18	KC	1	1	1	36	36.0	36t	1	0	0	0.0	-	0
9/25	@ Min	1	1	1	4	4.0	4	0	0	0	0.0	-	0
10/2	@ Dal	1	1	1	0	0.0	0	0	0	0	0.0	-	0
10/9	CHI	1	0	1	12	12.0	12	0	0	0	0.0	-	0
10/16	SF	0	0	INACTIVE @ JUPED									

10/23 AT	1	1	2	15	7.5	9	0	0	0	0	-	0
10/30 at Den	1	1	3	38	12.7	28	1	0	0	0	0	-
11/13 at Chi	1	0	3	37	12.3	17	0	0	0	0	0	-
11/20 CAR	1	0	2	24	12.0	17	1	0	0	0	0	-
11/24 GB	1	0	2	13	6.5	8	0	0	0	0	0	-
12/4 at NO	1	0	2	41	20.5	36	0	0	0	0	0	-
12/11 MIN	1	0	0	0	0.0	-	1	0	0	0	0	-
12/18 at Oak	1	0	1	4	4.0	4	0	0	0	0	0	-
12/24 SD	1	0	3	47	15.7	26	0	0	0	0	0	-
1/1 at GB	1	0	4	65	16.3	26	1	0	0	0	0	-
Totals	15	5	27	367	12.9	381	6	0	0	0	0	0

KR: 1-0 at NYG (10/17)

Postseason		RECEIVING							RUSHING				
Date	Opp	G	S	Rec	Yds	Avg	Lg	TD	Att	Yds	Avg	Lg	TD
1/7	at NO	1	1	1	7	7	7	0	0	0	0	-	0
Totals		1	1	1	7	7	7	0	0	0	0	-	0



JONATHAN SCOTT

Tackle
Texas
Ht: 6-6
Born: 1/10/83
Draft: '05, R5 (141)-Det
7th Year
Wt: 315
Dallas, Texas
Acquired: FA, '12

73

Complete biographical information available on Detroitlions.com.

MAINE FACTS

- To build on his degree in Radio, Television and Film, Scott is pursuing opportunities in music and record production.
- Scott has an in-home production studio.
- Interned as a DJ on 92.3 The Mix, and during the season did segments with the radio station on Mondays and Tuesdays.
- Looked up to Emmitt Smith, Michael Irvin and the Dallas Cowboys as a youth.

TRANSACTIONS

- Signed as a free agent by the Detroit Lions on July 23, 2012.
- Released by the Pittsburgh Steelers on July 19, 2012.
- Re-signed as a free agent by the Pittsburgh Steelers on July 29, 2011.
- Signed as a free agent by the Pittsburgh Steelers on March 9, 2010.
- Signed as a free agent by the Buffalo Bills on December 18, 2008.
- Released by the Lions on August 30, 2008.
- Drafted by the Detroit Lions in the fifth round (141st overall) in the 2006 NFL Draft.

PRO

Has played in 58 career games over the span of six seasons, drawing 28 starts. Started in Super Bowl XLV as a part of the Pittsburgh Steelers offensive line.

- **2011:** Played in 12 games with five starts on the offensive line. Blocked for the Steelers offense that gained 372.3 net yards per game and quarterback Ben Roethlisberger who threw for 4,077 yards and 21 touchdowns.
- On September 18, he made his 10th consecutive start at left tackle dating back to the 2010 season. Blocked for Steelers offense that gained 421 yards, including 298 in the air against Seattle.
- Started at left tackle September 25 at Indianapolis and helped pave the way for 408 total Steelers yards, including 364 passing.
- Played in his 50th career game on October 9 against Tennessee and helped block for 174 Steeler rushing yards and five passing touchdowns.
- Started in place of injured right tackle Marcus Gilbert and helped Steelers gain 185 rushing yards against Jacksonville on October 16.
- Saw action as a reserve on October 23 at Arizona and helped block for 445 total Steelers yards, including 361 Roethlisberger passing yards and three touchdowns.
- Came in as a reserve October 30 against New England, helping the Steelers gain 427 total yards, including 365 passing yards and two touchdowns by Roethlisberger.
- Helped block for Roethlisberger who threw for 330 yards and one touchdown November 6 against Baltimore.
- Played in his 55th career game November 13 at Cincinnati, helping the Steelers gain 328 total yards.
- Started against St. Louis on December 24 and helped block for 377 total Steelers yards.
- Replaced injured left tackle Max Starks in AFC Wild Card Game January 8 at Denver.

COLLEGE

Scott emerged as the starting right tackle in 2002 at Texas as a redshirt freshman and began the 2003 season as the starting left tackle. He started 45-of-51 of the games he played in, including his final 43.

- In his senior season, Scott was first-team All-American selection by the American Football Coaches Association, the Associated Press, the Football Writers Association of America, The Sporting News and the Walter Camp Football Foundation and was an All-Big 12 Conference first-team pick.
- In 2005, he was a key part of a line that helped Texas rank first in the nation in scoring offense (50.2 ppg), second in rushing offense (274.9 ypg) and third in total offense (512.1 ypg) and cleared the way for Texas to set school single-season records in both points scored (652) and total yards (6,657). Texas' 652 points broke the 22-year old NCAA record of 624 points set by Nebraska in 1983 as Texas scored at least 40 points in 12-of-13 games, including a national-leading and school-record 11 straight games.
- Texas' 3,574 rushing yards in 2005 were the fourth-most in school history and he helped Texas produce 600 yards of total offense in a school-record three games.
- In his junior season, Scott started every game at left offensive tackle and was a first-team All-American choice by The NFL Draft Report, earning second-team accolades from the Associated Press and Sports Illustrated, and honorable mention from Pro Football Weekly and was a consensus first-team All-Big 12 conference selection and member of the school's Athletic Director's Academic Honor Roll.

PERSONAL

Born Jonathan Ray Scott on January 10, 1983 in Dallas, Texas. Graduated in May 2005 from the University of Texas liberal arts program with a bachelor's degree in communications (radio/television/film).

- Six-time member of Texas' Athletics Director's Academic Honor Roll. Named to the Big 12 Commissioner's Honor Roll in the fall of 2003.
- Very active in the Longhorns' community service program, where Scott was a regular visitor with teammates at the Austin Children's Hospital. Also has volunteered time at The Texas School for the Deaf Sports Day.
- Attended Carter (Dallas, Tex.) High School. Earned second-team All-USA honors from USA Today and was named first-team Class 5A All-State as a senior; All-District accolades three times during his career.
- His father, Ray, was a defensive end/tight end at Prairie View A&M and was selected in the ninth round of the 1967 NFL Draft by the New York Jets as a defensive lineman.

SCOTT'S COLLEGE STATISTICS

Year	Tm	G/S
2006	Det	13/4
2007	Det	7/2
2008	Buf	10/8
2010	Pit	16/9
2011	Pit	12/5
Totals		58/28
Postseason		
Year	Tm	G/S
2010	Pit	3/3
2011	Pit	1/0
Totals		4/3



39

[illegible]



ROB SIMS

Guard
Ohio State
Ht: 6-3
Born: 12/6/83
Draft: '06, R4 (128)-Sea

7th Year
Wt: 312
Macedonia, Ohio
Acquired: '10, T-Sea

67

Complete biographical information available on Detroitlions.com.

MAINE FACTS

- Fans can follow Sims on Twitter: @RobASims.
- Raised as a fan of the Cleveland Browns for whom his late father, Robert "Mickey" Sims, played defensive tackle for three seasons (1977-79). Enjoyed watching Orlando Pace and Corey Stringer. He also liked the Dallas Cowboys when Emmitt Smith played for them.
- Enjoys watching movies and has over 500 DVDs. His favorite actors include: Will Smith, Denzel Washington and Al Pacino.
- Would like to be involved in business after he is done playing football and is currently part owner of a gym in Cleveland.

TRANSACTIONS

- Signed four-year contract extension (through 2014) with Lions October 8, 2010.
- Acquired via trade by the Detroit Lions Apr. 6, 2010 from the Seattle Seahawks.
- Placed on Reserve/Injured list by the Seahawks Sept. 10, 2008.
- Drafted by the Seattle Seahawks in the fourth round (128th overall) of the 2006 NFL Draft.

PRO

Soon became the starter at left guard after joining Detroit via trade with Seattle in 2010. Played all 16 games last season and helped solidify the left side of the offensive line.

- Has appeared in 77 games (66 starts) during his career, and has played in five postseason games (five starts).
- Played first four seasons (2006-09) with the Seahawks.
- In 2009, Sims saw action in 14 games with 14 starts at left guard and was inactive for two contests with an ankle injury.
- Played and started in only one game during the 2008 season after being placed on injured reserve with a pectoral injury.
- Started in all 16 games played in 2007, including both postseason matchups.
- Saw time in 14 games during his 2006 rookie campaign with three starts, and played and started in both postseason appearances.
- Started all four playoff games during his first two seasons for Seattle and helped Shaun Alexander rush for 108 yards and two touchdowns in NFC Divisional Playoff his rookie year at Chicago (1/14/06).

2011: Team's starting left guard. Started all 16 games for the second-consecutive year. Offense was 10th in NFL in sacks per pass play (5.1 pct) yielding 36 sacks on 702 pass plays.

- Recovered a fumble on first-and-10 in the third quarter in season opener at Tampa Bay (9/11). Sims' recovery kept the Lions' offense on the field to score on a 1-yard touchdown from QB Matthew Stafford to WR Calvin Johnson. Also in the game, the offensive line unit allowed no sacks and helped the team rush for 126 rushing yards in the win.
- The Lions' season opener marked the first time since 1981-82 that the Lions have started the same offensive line (same personnel at same positions) in consecutive years on opening day. Sims, LT Jeff Backus, C Dominic Raiola, G Stephen Peterman and T Gosder Cherilus was the team's regular starting offensive line last year for the Lions, including on opening day. The last offensive group to start in consecutive years was LT Karl Baldschneider, LG Homer Elias, C Amos Fowler, RG Russ Bolinger and RT Keith Dorne. That group started on opening day in that lineup three consecutive years (1980-82).
- In the home opener vs. Kansas City (9/18), was part of an offensive line that allowed no sacks for the second consecutive game. The Lions offense generated 48 points in the victory over the Chiefs, the most points scored by the Lions since they garnered 55 points in a Thanksgiving Day 55-20 win over Chicago (11/27/97). That game was also the last time the team scored 6 offensive touchdowns (rushing and receiving) in a single game. The last time the Lions scored 6 offensive touchdowns in a game of which at least 4 were via the pass was a 48-17 win over Chicago (10/19/81).
- Part of an offensive line that did not allow a sack at Dallas (10/2) as the team claimed a 34-30 win after trailing by 24 points in the third quarter.
- Offense had huge day in Lions 24-13 win vs. Chicago (10/10) as the line paved the way for the team to chew up 181 yards on the ground, including a career-high 163 from RB Jahvid Best. Best had runs of 88 yards for a touchdown and another 43 yards near the end of the game. The 88-yard touchdown was the second longest run in team history.
- Helped allow 104 yards rushing vs. Atlanta (10/23) who's defense is ranked sixth in the league in rushing yards per game. Maurice Morris finished with 9 carries for 50 yards (5.6 avg) and Keiland Williams finished with 9 carries for 44 yards (4.9 avg).
- Part of an offensive line that rushed for 113 yards and a touchdown at Denver (10/30). Maurice Morris finished with 58 yards on 13 carries

(4.5 avg.) and a touchdown. Also helped protect Matthew Stafford, who threw for 267 yards and 3 touchdowns.

- Helped protect Matthew Stafford in order for him to set a new franchise record 63 passing attempts vs. Chicago (11/13).
- Part of an offensive line that paved the way for running back Kevin Smith to rush for 140 yards vs. Carolina (11/20). They also gave QB Matthew Stafford enough time to throw 5 touchdown passes in the game.

COLLEGE

Started 40 of 47 games for the Buckeyes, earning 12 of those starts at left guard. Shifted to left guard from left tackle prior to senior season earning All-Big Ten Conference first-team honors.

- Made 28 starts at left tackle as an underclassman and produced 83 key blocks and eight touchdown-resulting blocks for an offense that collected 5,068 yards, an average of 422.8 yards per game his senior year.
- His ability to shut down the blitz and stunts saw the offensive line allow only 18 quarterback sacks on the season.
- Took over left tackle duties when incumbent Ivan Douglas was sidelined with health problems (blood clot) during sophomore season.

PERSONAL

Son of the late Cleveland Browns tackle Robert "Mickey" Sims (1977-79). Was a first-team All-Ohio selection at offensive tackle during senior season at Nardonia High School.

- Started at guard as a sophomore and junior before moving to tackle his senior season.
- Earned letters in basketball and two in track, finishing fourth in the state in the shot put as a senior.
- Communications major at Ohio State.

SIMS CAREER STATISTICS

Year	Tm	G	S
2006	Sea	14	3
2007	Sea	16	16
2008	Sea	1	1
2009	Sea	14	14
2010	Det	16	16
2011	Det	16	16
Totals		77	66
Year	Tm	G	S
2006	Sea	2	2
2007	Sea	2	2
2011	Det	1	1
Totals		5	5



ALPHONSO SMITH

Cornerback
Wake Forest

Ht: 5-9

Born: 10/20/85

Draft: '09. R2 (37)-Den

4th Year

Wt: 190

Pahokee, Fla.

Acquired: '10. T-Den

27

Complete biographical information available on Detroitlions.com.

MANE FACTS

- Alphonso's favorite TV show is *The Fresh Prince of Bel-Air*.
- Spends time working out, playing his drums, and traveling in the offseason
- Took a trip to Tanzania in Africa.
- Alphonso wants to be a head college football coach, preferably at Wake Forest, when he retires from the league.

TRANSACTIONS

- Placed on RESERVE/INJURED by the Lions on December 8, 2010.
- Acquired by the Detroit Lions via trade with the Broncos September 6, 2010.
- Selected by the Denver Broncos in the second round (37th overall) of the 2009 NFL Draft.

PRO

The fourth-year comeback enters his third season in Detroit after arriving, via trade at the end of the 2010 preseason. He emerged as one of the Lions defensive playmakers while leading the team with 5 interceptions, one in which he returned 42 yards for a touchdown vs. St. Louis (10/10).

- Posted 11 tackles (7 solo) and three pass defenses on defense. Also returned the second-most punts (10) among Broncos in 2009 and added 3 special-teams stops.
- Selected by the Broncos in the second round (37th overall) of the 2009 NFL Draft.
- Since the 16-game schedule was first played in 1978, Smith recorded the second-most interceptions (5) for the Lions through the 2010 season's first eight games. He became the first Lions player to register 5 interceptions in the first eight games of the season since 5 Kurt Scholz (6) in 2000.
- Smith recorded 8 career interceptions and 2 interception returns for touchdowns.

➤ Missed a significant amount of training camp and all of the preseason with a foot injury. Completed regular season playing 12 games (1 start), 23 tackles (21 solo), 3 interceptions (64 yards), 1 interception return TD, 6 pass defenses, 1 forced fumble, 1 fumble recovery and 5 special teams tackles.

- Active for game at Dallas (10/2) and saw time on special teams, recording 1 solo tackle.
- Saw time on special teams vs. San Francisco (10/16) and recorded 1 solo tackle.
- Recorded 2 solo tackles on defense and forced a fumble at Denver (10/30).
- Inactive vs. Green Bay (11/24).
- Played as team's nickel defensive back at New Orleans (12/4).
- Had 2 interceptions, including one returned for a touchdown, in the win vs. Minnesota (12/11).
- On the Vikings second offensive drive, he picked off a pass at the Detroit 43-yard line and returned it 4 yards. It was his first of the season and sixth since joining the Lions in 2010.
- He put the Lions up 28-7 after picking off a Vikings pass and returning it 30 yards for a touchdown in the second quarter.
- Recorded 2 tackles and recovered a fumble in the fourth quarter at Oakland (12/18).

COLLEGE

Played 51 career games (40 starts) at Wake Forest University, totaling 189 tackles (153 solo), 9.0 sacks (59 yards), an Atlantic Coast Conference-record 21 interceptions (254 yds) and 61 pass defenses. Also posted 5 career blocked punts. Finished his career ranked 10th in NCAA history (all levels) with 21 interceptions.

- Started all 13 games as a senior for Wake Forest, totaling 37 tackles (28 solo), 7 interceptions (33 yards), 20 pass defenses and 2 forced fumbles. Tied for first in the nation in both interceptions (7) and pass breakups (20).
- Twice earned first-team All-Atlantic Coast Conference honors at Wake Forest University, where he totaled 21 career interceptions that ranked 10th in NCAA history (all levels) and represented a conference record.
- Led the nation with 15 interceptions during his final two years at Wake Forest, recording seven interceptions as a senior in 2008 that tied for the most in the country after sharing the national lead with a school-record eight interceptions as a junior in 2007.
- Was named the All-America honors and was one of five finalists for the Bronko Nagurski Award (nation's best defensive player) as a senior in 2008.

PERSONAL

Smith played quarterback and defensive back at Pahokee High School in Pahokee, Fla., finishing his prep career as the runner-up for the state Player of the Year award as a senior after leading the Blue Devils to a 13-1 record and the Class 2B state championship.

- Earned first-team all-state honors as a senior cornerback, totaling 27 interceptions and 2 sacks, 4 interceptions and a sack.
- Threw for 2,600 yards and 32 touchdowns while also rushing for 640 yards and six scores as a senior.
- Played in the Palm Beach All-Star Game.
- Lettered in basketball.
- Is a graduate of the National Football Foundation's Play It Smart program.
- Majored in history at Wake Forest.
- Son of Sharon Smith and Alphonso Smith Sr.

SMITH'S SINGLE-GAME BESTS

Tackles:	5 (twice)	Last vs. STL	10/10/10
Interceptions:	2 vs. Min	12/11/11	
Interception Return Yards:	42 vs. STL	10/10/10	
Interception Return Long:	42 vs. STL	10/10/10	
Interception Return for Touchdown:	1, twice, Last vs. Min	12/11/11	
Fumble recoveries:	1 at Oak	12/18/11	
Pass Defenses:	2 vs. Was	10/31/10	
Special Teams Tackles:	1 (4 times) Last at Dal	10/2/11	

SMITH'S CAREER STATISTICS

Year	Tm	G	S	TT	ST	AT	Sk	Yds	Int	Yds	TD	PD	FF	FR	Yds	TD	STT
2009	Den	15	0	11	7	4	0	0	0	0	0	3	0	0	0	0	3
2010	Det	12	9	39	30	9	0	0	5	48	1	8	1	1	0	0	0
2011	Det	12	1	23	21	2	0	0	3	64	1	6	1	1	0	0	5
Total		39	10	73	58	15	0	0	8	112	2	17	2	2	0	0	8

Totals
POSTSEASON

[illegible]

Date Opp

9/11	at TB	1	0	0	0	0	0	0	0	0	0	0	0
9/18	KC	0	0	INACTIVE	0	0	0	0	0	0	0	0	0
9/25	at Den	0	0	INACTIVE	0	0	0	0	0	0	0	0	0
10/2	at Min	1	0	0	0	0	0	0	0	0	0	0	0
10/9	Chi	1	0	0	0	0	0	0	0	0	0	0	0
10/16	SF	1	0	0	0	0	0	0	0	0	0	0	0
10/23	ATL	1	0	0	0	0	0	0	0	0	0	0	1
10/30	at Den	1	0	2	2	0	0	0	0	0	1	0	0
11/13	at Chi	0	0	INACTIVE	0	0	0	0	0	0	0	0	0
11/20	CHI	0	0	0	0	0	0	0	0	0	0	0	0
11/24	GB	0	0	INACTIVE	0	0	0	0	0	0	0	0	0
12/4	at NO	1	0	3	3	0	0	0	0	0	1	0	0
12/11	Minn	1	0	5	5	0	0	2	34	1	3	0	0
12/18	at Oak	1	0	2	2	0	0	0	0	0	1	0	0
12/24	SF	1	0	3	2	1	0	1	0	1	0	0	1
Totals	at GB	1	0	8	7	0	0	1	30	1	1	0	0
Totals		12	1	23	21	2	0	3	64	1	6	1	0

Postseason

[illegible]



AMARI SPIEVEY

Safety

lowa

Ht: 5-11

Born: 4/15/88

Draft: '10, R3 (66)-Det

3rd Year

Wt: 195

Middletown, Conn.

42

Complete biographical information available on Detroitlions.com.

MANE FACTS

- Before every game, Amari likes to clear his mind and just relax.
- Amari loves to draw and uses pens, pencils, and even charcoal to create his designs.
- His favorite movie series is Austin Powers.
- When he decides to step away from football, Amari would like to travel and relax.

TRANSACTIONS

- Selected by the Detroit Lions in the third round (66th overall) in the 2010 NFL Draft.

PRO

Spievey has made the transition from college comeback to NFL safety, and he started nine games at strong safety as a rookie. Brings ball skills and athleticism to the Lions' backfield.

- Saw action in all 16 games of the 2010 regular season, starting in 9. Finished with 46 tackles (33 solo), 2 interceptions (35 yards) and 5 special teams tackles.
- Selected in the third round (66th overall) of the 2010 NFL Draft.
- 2011:** Claimed team's starting safety position. Has 68 tackles, 3 interceptions, 4 pass defenses, 1 fumble recovery and 2 special teams tackles on the year.
- Led team in tackles with 7 solo in season opening win at Tampa Bay (9/11).
 - Picked off the Lions' second interception of the first half and returned it for 15 yards vs. the Chiefs (9/18). It set up a Lions 28-yard field goal to complete the team's first half scoring. It was Spivey's third interception of his career. The team's 3 interceptions were all recorded by members of the secondary: Spivey, CB Chris Houston and CB Eric Wright. The last time the secondary recorded 3 picks in a game was in a 16-7 win at Chicago (10/28/07).
 - Was part of a team effort that registered 6 turnovers in the game against Kansas City, including 3 interceptions and 3 fumble recoveries. It marked the first time since the Lions claimed a 24-17 win at Houston (Oilers, 12/10/95) that the team had 3 interceptions and 3 fumble recoveries.
 - In the first 2 games, the defense collected 8 takeaways (4 interceptions and 4 fumble recoveries), and for the second consecutive game, have yielded no touchdowns in the first half. These interceptions on the season are career-high for the second-year safety. With two interceptions on 1 touchdown (passing) and 3 field goals in the first two games.
 - Recorded first career sack in 26-23 overtime win at Minnesota (9/25). It was one of team's four sacks on the day.
 - Inactive (hamstring) vs. Chicago (10/10).
 - Recorded second interception of the season vs. San Francisco (10/16) in the third quarter. Pick came on second-and-11 at the Lion's 21-yard line, returned it 30 yards to the 49ers' 49-yard line.
 - Recorded his third interception of the season vs. Atlanta (10/23) on the final play of the first half. These interceptions on the season are a career-high for the second-year safety. With two interceptions on 1 career-high (CB Eric Wright), the defense moved their season total to 10 in the first seven games.
 - Second on the team with 6 tackles (all solo) at Denver (10/30).
 - Recovered a fumbled exchange between Bears QB Jay Cutler and RB Matt Forte to set up the Lions in scoring position in the second quarter at Chicago (11/13). The Lions kicked a field goal following the takeover. Led the team with 7 tackles (6 solo) vs. Green Bay (11/24).
 - Tied team with 10 with 10 tackles, which also tied a career high, at New Orleans (12/4).
 - Had 6 tackles and a pass defended vs. Minnesota (12/11).

COLLEGE

Spievey started every game that he played in (26) at Iowa, recording 124 tackles (86 solos) with two stops for losses totaling minus four yards, as he forced one fumble, had fourteen pass deflections and picked off six passes for 127 yards in returns (21.1 avg). Added five kickoff returns for 80 yards (16.0 avg) and had four punt returns for seven yards (1.7 avg).

- All-American third-team pick by College Football Insider in 2009, earning honorable mention from Pro Football Weekly. All-Big Ten Conference first-team selection by The NFL Draft Report and the league's coaches, earning second-team honors from the media. Started all 13 games at right cornerback, recording 56 tackles (42 solos) with a stop for a 3-yard loss. Deflected eight passes and intercepted two others. Gained 73 yards on four kickoff returns (18.25 avg) and seven yards on four punt returns. Also earned honorable mention from Football News.
- As a sophomore in 2008 was an All-American selection by College Football News. Earned All-Big Ten Conference second-team honors from the league's coaches. Returned to Iowa and claimed the right

cornerback position, ranking third on the team with 68 tackles (44 solos), as he had one stop behind the line of scrimmage, a pressure and a forced fumble. Deflected six passes and intercepted four others for 127 yards in returns, including a touchdown.

- In 2007, attended Iowa Central (Dodge City, Ia.) Community College, named first team All-American—just fifth in school's history. Started 10 games at right cornerback, gaining 242 yards with two touchdowns on seven interceptions. Returned two kickoffs for scores and blocked four punts. Recorded 55 tackles (43 solos) with nine pass deflections.

PERSONAL

Attended Xavier (Middleton, Ct.) High School, playing football for head coach Sean Marinan. Named the Connecticut Player of the Year and was a two-time All-State selection by both the New Haven Register and Hartford Courant. Led the team to the state championship as a senior and closed out his career as the school's all-time leading rusher, amassing 3,606 yards and 50 touch-downs. Also scored eight touchdowns on 53 receptions for 858 yards.

- The tailback and defensive back recorded 87 tackles and 16 interceptions, including two returned for touchdowns during his career.
- Also returned three punts and two kickoffs for touchdowns at Xavier.
- During the team's championship season, he produced seven interceptions and 24 tackles, and rushed for 1,642 yards and 26 touchdowns as a tailback, leading the squad to an undefeated season.
- Son of Romonda Sjievez, Born Amari Sjievez on Apr. 15. 1988.

SPIEVEY'S SINGLE-GAME BESTS

Tackles: 10 vs. NE 11/25/10
Special Teams Tackles: 1 (five times) last vs. CHI 12/5/10
Interceptions: 1 (five times) last vs. SF 10/16/11
Sack: 1 at Min 9/25/11

SPIEVEY'S CAREER STATISTICS

Year	Tm	G	S	TT	ST	AT	Sk	Yds	Int	Yds	TD	PD	FF	FR	Yds	TD	STT
2010	Det	16	9	46	33	13	0	0	2	35	0	3	0	0	0	0	5
2011	Det	15	15	68	60	8	1	0	3	47	0	4	0	1	0	0	2
Totals		31	24	114	93	21	1	0	5	82	0	7	0	1	0	0	7

POSTSEASON

[illegible]



MATTHEW STAFFORD

Quarterback
Georgia
Ht: 6-3
Born: 2/7/88
Draft: '09, R1 (1)-Det
4th Year
Wt: 232
Highland Park, Texas
9

Complete biographical information available on Detroitlions.com.

MAINE FACTS

- Named 2011 AP Comeback Player of the Year.
- Voted by fans the 2012 ESPY for Best Comeback Athlete.
- During the Lions' dramatic 38-37 last second, come-from-behind win against Cleveland at Ford Field when he set an NFL rookie passing record for yards (422) and tied a record for touchdowns (five), Stafford was mic'd up by NFL Films for that memorable win. Stafford suffered a shoulder injury on the last timed play of regulation. Following a pass interference penalty in the endzone and a Browns timeout, Stafford forced himself back on the field for one more throw that resulted in the game winning touchdown to TE Brandon Pettigrew. As published in the Detroit Free Press: *NFL Films president Steve Sabol said Stafford earned a lasting place in the cinematic folklore of the NFL. Stafford was wired for sound when he suffered an AC joint separation, came back and threw the winning touchdown with no time left against the Browns. Sabol called it the most dramatic player wiring ever - and NFL Films has wired more than 350 players since 1965.*
- Was named NFC Offensive Player of the Week and was voted Rookie of the Week for Week 11 of the 2009 season.
- Attended Highland Park High School in Dallas, Texas, the same high school that Lions Hall of Famers QB Bobby Layne and RB Doak Walker attended. Layne and Walker led the Lions to NFL Championships in 1952 and 1953. Layne also led the team to the 1957 NFL Championship. While growing up in Texas, he was fan of the Dallas Cowboys.
- After his football career, he would like to either coach or work in broadcasting and then one way or the other play a lot of golf.
- Among his favorite TV shows are: *Entourage* and *Eastbound and Down*; favorite movies: *Blood Diamond* and *Gladiator*; favorite actor/entertainer: Will Ferrell.

TRANSACTIONS

- Placed on Reserve/Injured by the Lions December 24, 2010.
- Placed on Reserve/Injured by the Lions December 26, 2009.
- Drafted by the Detroit Lions in the first round (1st overall) of the 2009 NFL Draft.

PRO

As the Lions starting signal caller, Stafford combines great arm strength and accuracy with exceptional ability to read opponents defenses to lead the team's offense.

- The 24-point comeback at Dallas (10/2/11) was the third 20+ point comeback of his career, and second in consecutive weeks, making the Lions the only team to do so in NFL history. Stafford now joins Hall of Fame QB Bobby Layne as the only quarterbacks in team history to lead the Lions back to victories from 24-point deficits. Stafford led the team's only 24-point comeback on the road.
- With the 24-point comeback on the road, the Lions tied an NFL record for the largest comeback by a road team, accomplished three previous times. The last 24-point comeback occurred December 6, 1992 when the Los Angeles Rams won at Tampa Bay 31-27 after trailing by 24 points.
- The 20-point comeback at Minnesota (9/25/11) was the second 20+ point comeback engineered Stafford during his career. In 2009, he helped bring the Lions back from 21 points down vs. Cleveland (11/22/09) at Ford Field. The comeback against the Vikings was also the Lions largest halftime deficit to overcome in team history (20 points). He and Hall of Fame QB Bobby Layne are the only quarterbacks in team history to engineer 20+ point comebacks in team history (regular season). Layne engineered the largest comeback ever by bringing the Lions back from 24 points down vs. Baltimore (10/20/57). In the postseason, the Lions also came back from a 20-point deficit at San Francisco December 22, 1997, quarterbacked by Tobin Rote, to claim a 31-27 win after trailing 27-7 in the third quarter. The playoff game is known in Lions history as the "Comeback at Kezar."
- Since the beginning of the 2010 season, he has started in 19 games and has tossed 47 touchdown passes (17 interceptions), and 20 of those touchdowns have gone to WR Calvin Johnson.
- Became the second player in NFL history (Fran Tarkenton) to record four games of 4+ TD passes in first 16 career games.
- First quarterback in NFL history with three games with at least 5 touchdown passes in his first 29 career games.
- Lions are 6-3 in games Stafford throws for 300 yards and 8-6 when he throws for over 250 yards.
- Team record 9 career 300-yard games, breaking record held by Scott Mitchell (8, 1994-98). Of Stafford's 9 career 300-yard games, 8 occurred in 2011. Franchise best 3 career 400-yard games, including 2 in 2011. First player ever to throw for over 500 yards in a game in Lions history. Team is 8-1 when Stafford throws 3 touchdowns in a game. His 9 games are tied for the second-most 3+ touchdown pass games in team history. Lions are 10-1 when Stafford records a passer rating over 100.0.
- Six career game-winning drives with team trailing or tied in fourth quarter or OT.
- Rookie campaign was highlighted by his 13 touchdowns passes (Lions rookie passing record) and his gritty performance against Cleveland when he threw for an NFL record 422 yards and tied a league single-game rookie record with five touchdown passes.
- Selected by the Lions with the first overall pick in the 2009 NFL Draft and was named the team's starting quarterback to start the regular season. He was the youngest player to start the regular season at quarterback since Drew Bledsoe in 1993.
- 2011: Team's third-year starting quarterback who was named an offensive team captain for the second consecutive year. Had one of most remarkable passing seasons by a quarterback 23 years or younger in the NFL. Completed 421-of-663 passes (63.5 pct) for 5,038 yards and 41 TDs, with a passer rating of 97.2.
- Among 2011 NFL leaders, Stafford was second in completions (421), third in passing yards (5,038), third in touchdown passes (41), fifth in passer rating (97.2), fifth in completion percentage (63.5) and first in attempts (663).
- Set all-time single season team records in attempts (663), completions (421), yards (5,038) and touchdowns (41). Among qualifiers (minimum 224 attempts), Stafford set new team marks for completion percentage (63.5) and passer rating (97.2).
- Fourth quarterback in league history to throw for 5,000 yards in a season (QB Drew Brees 5,069 in 2008 and 5,476 in 2011), Tom Brady (5,235 in 2011) and Dan Marino (5,084). Stafford's 5,038 passing yards ranks fifth all-time in NFL history. Only Stafford (3rd season) and Marino (second season) accomplished this feat with 3 or less years of experience.
- Brees (2011), Marino and Stafford are the only quarterbacks in NFL history with 5,000+ passing yards and 40+ touchdowns.
- Second youngest quarterback in NFL history to throw for 4,000 yards and 30 touchdown passes in a season. He is second only to QB Dan Marino in 1984. Stafford did so at the age of 23 years, 23 months and 10 days, and Marino accomplished it at 23 years, 2 months and 17 days.
- One of only three quarterbacks 23 years or younger (Dan Marino, 5084 in 1984; Drew Bledsoe, 4,555 in 1994) in NFL history to throw for 4,500 yards in a season. Only Marino and Stafford reached 5,000 yards.
- In NFL single-season history, Stafford's 2011 season totals were third in attempts (663), fifth in completions (421), tied for seventh in touchdowns (41). Among passers with 800 attempts, his passer rating (97.2) in the third highest, and among passers with 375 ranks sixth.
- Seven games in 2011 with 3+ touchdowns, which was a new franchise record. He passed QB Bobby Layne (6, 1951) for the team record.
- Four games with 4+ touchdowns in 2011, also a team record.
- Had a record setting performance in Detroit's postseason loss at New Orleans (1/7), setting a new franchise playoff mark for passing yards (380), while tying for the second-most touchdown passes (3) and having the second most pass attempts (43) and completions (28).
- For the month of September, Stafford was 79-of-118 (66.9 pct) for 977 yards and 9 touchdowns. His rating for the month was 110.7. Stafford ranked among the NFL leaders, including 5th in yards (3rd in NFL), tied for 2nd in passing touchdowns (tied for 1st in NFC) and 3rd in passer rating (2nd in NFC).
- His 325.7 passing yards per game was the highest for the month of September in team history.
- Stafford's 1,919 passing yards are the most ever by a player in NFL history in games played in December/January (regular season). His 15 touchdowns are the fourth-highest and completions (145) are the third-most in the final month of the season.
- In the Lions' season opener at Tampa Bay (9/11), registered 305 yards passing (24-of-33, 72.7 pct.) in the Lions win, the most by a Lions quarterback on the road to open the season. It also marked Stafford's second career 300-yard game.
- In the first half alone, he threw for 265 yards, the third most by a Lions passer in the first half of a game since 1991, and it was Stafford's second highest first-half total of his career. He threw for 270 yards in the first half vs. Cleveland (11/22/09).
- His 305 yards was also the third 300-yard passing game by a Lions quarterback on opening day, and he became only the second player in team history to accomplish this feat. The last time was QB Bobby Layne (364 vs. Pittsburgh, 9/27/53 and 310 vs. Washington, 9/30/51).
- Set a new single game career-high with a quarterback rating of 118.9. It was the highest passer rating posted by a Lions quarterback on opening day since QB Gary Danielson registered a 119.6 vs. San Francisco (9/2/84). It is also the highest passer rating recorded by a Lions quarterback on the road in an opener dating back to at least 1950.
- His 3 touchdown passes against the Bucs marked his third career game



- ▶ throwing at least three touchdowns.
- ▶ Finished the home opener vs. Kansas City (9/18) 23-of-39 (58.9 pct) for 234 yards and 4 touchdowns, ending the day with a 106.1 passer rating. His four touchdown passes marked the third career game of having at least 4 touchdown passes.
- ▶ By recording back-to-back games with a passer rating over 100.0 (118.9 the previous week at Tampa Bay), he accomplished that feat for the first time for the Lions since QB Jon Kitna in 2007 (100.5 at Philadelphia 9/23 and vs. Chicago 9/30). It is the first time that a Lions quarterback had a passer rating over 100.0 in the first two games of the season since Gary Danielson in 1984 (119.6 vs. San Francisco, 9/24 and 11/02 at Atlanta 9/9).
- ▶ Stafford found WR Calvin Johnson on 2 touchdown passes in the game, marking the second time in the season's first two games that they connected for 2 touchdowns. With the performance, Stafford had thrown 7 touchdown passes to Johnson in his previous three games (including last year's win vs. Washington 10/31/10).
- ▶ Helped turn the Lions 20-0 halftime deficit at Minnesota (9/25) into a 26-23 win in overtime by completing 32-of-46 passes (69.6 pct) for 378 yards and 2 touchdowns. He finished with a quarterback rating of 108.8.
- ▶ After trailing at halftime 20-0, Stafford completed 22-of-30 passes for 314 yards and 2 touchdowns with a passer rating of 129.0 in the second half and overtime. His 314 yards in the second half and overtime were the most in the League in 2011 after halftime in a single game.
- ▶ Stafford's 378 yards was his third career game throwing for 300+ yards. He had three 300-yard games in his first 16 career starts.
- ▶ With two passing touchdowns, both to WR Calvin Johnson, Stafford became only the second Lions quarterback (Milt Plum, 1962) to throw for 9 touchdowns in the season's first three games.
- ▶ With 378 yards in the Lions win at Minnesota (9/25), Stafford accumulated 977 yards in the season's first three games. He became the 8th Lions quarterback (9 times overall) to register 900 yards in a three-game stretch, and his 977 yards marked the third-most all-time in team history in a three-game span. With regards to the first three games of the season, Stafford's 977 were the second-most all-time to begin a season in franchise history.
- ▶ Through three games, Stafford registered a 110.7 passer rating. He became the fifth quarterback in team history to accumulate a 100.0 passer rating through the season's first three games.
- ▶ At Dallas (10/2), engineered his fourth career comeback win. Finished the day 21-of-43 for 240 yards and 2 touchdowns. In the fourth quarter, he was 10-of-16 for 121 yards and completed both scores for a fourth quarter QB rating of 125.3.
- ▶ Stafford was 19-of-26 for 219 yards and had 2 touchdown passes in the Lions 24-13 win vs. Chicago to push the team's record to 5-0, their best start since 1956. He connected with WR Calvin Johnson on a 73-yard touchdown pass, the second time in his career he connected with Johnson on a 70+ yard TD pass.
- ▶ Connected on 28-of-50 passes for 293 yards and threw for 2 touchdowns vs. San Francisco (10/16). He threw 2 touchdown passes in each of the season's first six games.
- ▶ He was 21-of-30 for 267 yards and 3 touchdowns at Denver (10/30). His passer rating was 130.8. The 130.8 rating was the highest of his career. He connected on touchdown passes of 56 (Calvin Johnson) and 41 yards (Titus Young).
- ▶ His 63 passing attempts at Chicago (11/13) set a new franchise record for a single game.
- ▶ He threw for 329 yards at Chicago (11/13) which was his fourth career 300-yard passing game. That tied Gary Danielson for fourth on the Lions all-time list for career 300-yard passing games.
- ▶ Stafford connected on 5 touchdown passes vs. Carolina (11/20) which tied a team single-game record (Gary Danielson vs. Min 12/9/78 and Stafford vs. Cle 11/22/09).
- ▶ Stafford became the first player in team history to throw 5 touchdowns twice during his career.
- ▶ He also became the first player in team history to pass for 4 touchdowns in game four times in his career. He broke the previous mark set by Hall of Fame QB Bobby Layne who had 3 career games with 4 touchdown passes.
- ▶ By passing for 335 yards vs. Carolina (11/20), he reached 5 career 300-yard games tying Layne for the third-most in team history.
- ▶ Stafford's 77.8 completion percentage was the highest single-game tally for a Lions quarterback with at least 35 pass attempts.
- ▶ Through the first 10 games, Stafford threw for 2,843 yards. It was the highest total by a Lions quarterback through 10 games in team history. The previous high was 2,673 by QB Jon Kitna in 2007.
- ▶ He also had 25 touchdown passes on the year, tying him with Layne (25, 1951) for the most touchdown passes through 10 games in team history.
- ▶ It was the fifth time in Stafford's career that he led the Lions to victory after trailing or being tied in the fourth quarter.
- ▶ In Stafford's two career games with 5 touchdown passes, he found 5 different receivers for scores in both games.
- ▶ He threw for 276 yards vs. Green Bay (11/24), moving his season total to 3,119. He had the most passing yards by any Lions quarterback through the season's first 11 games in team history (previous best was QB Jon Kitna 2,897 in 2007). His became the first quarterback in franchise history to throw for 3,000 yards in the season's first 11 games.
- ▶ He also threw a touchdown pass to Calvin Johnson in the fourth quarter giving him 26 touchdowns on the season. He tied Hall of Fame QB Bobby Layne (26, 1951) for the second-highest single-season tally in team history. QB Scott Mitchell holds the team record with 32 in 1995.
- ▶ Stafford's 26 touchdown passes through 11 games tied Layne (26,

- 1951) for the most touchdown passes by a Lions quarterback through 11 games in team history.
- ▶ He also added a 22-yard rush vs. Green Bay – the longest run of his career.
- ▶ Stafford completed 31-of-44 passes (70.5 pct) for 408 yards and 1 TD with a passer rating of 97.5 at New Orleans (12/4). It was the fourth game in 2011 that he completed over 30 passes and the fifth time he passed for 300 yards. Additionally, he completed passes to 10 different receivers.
- ▶ He became the first quarterback in team history to register two 400-yard passing games.
- ▶ Stafford surpassed 300 yards for the sixth time in his career. He passed Hall of Fame QB Bobby Layne (5) for third on the Lions all-time list for career 300-yard passing games.
- ▶ With 31 pass completions vs. the Saints, Stafford passed QB Scott Mitchell (293 in 1997) for fifth on the team's single-season pass completions list. He reached 307 on the season.
- ▶ By reaching 300 pass completions in 2011, he became the fourth passer in team history to record 300 completions in a season, the fifth time overall that a quarterback accomplished this feat. He joined QB Jon Kitna (372 in 2006, 355 in 2007), QB Scott Mitchell (346 in 1995) and QB Joey Harrington (309 in 2003) to complete 300 passes in a year.
- ▶ Stafford's 9-yard pass to RB Maurice Morris near the end of the third quarter was his 27th on the season. He moved past Hall of Fame QB Bobby Layne (26, 1951) for the second-most touchdowns by a Lions quarterback in a single season.
- ▶ His 408 yards moved his season total to 3,527 yards. Against the Saints, he passed QB Gary Danielson (3223 in 1980) and QB Scott Mitchell (3,484 in 1997) to move to fourth place on the team's single-season passing yards list.
- ▶ He completed 20-of-29 passes (68.9 pct) for 227 yards and 2 touchdowns vs. Minnesota (12/11). He threw a touchdown pass in 15 consecutive games, and at least 2 touchdown passes in nine of the Lions 13 games in 2011.
- ▶ He reached the most completions (Jon Kitna, 309 in 2006), yards (Scott Mitchell, 3470 in 1995) and touchdown passes (Scott Mitchell, 26 in 1995) through the first 13 games of a season for a Lions quarterback.
- ▶ He went 29-of-55 (55.8 pct) for 391 yards and 4 touchdowns at Oakland (12/18). With 4 touchdowns, he broke the Lions single-season touchdown record with 33 this season. He passed QB Scott Mitchell who threw for 32 in 1995.
- ▶ Against Oakland, Stafford led the Lions on a 7-play, 98-yard drive with 2:14 left and no timeouts that resulted in a 6-yard pass to WR Calvin Johnson with :39 seconds to play in the game to capture the lead at 28-27. On the previous fourth quarter drive, Stafford led the Lions on a 7-play, 71-yard drive to culminated with a 3-yard pass to rookie WR Titus Young with 4:49 left to play that moved the Lions within six points at 27-21.
- ▶ He threw for 143 yards on the Lions final two drives that resulted in touchdowns, including 91 on the game-winning drive.
- ▶ Stafford also converted perhaps the biggest fourth-down conversion of the season with the Lions facing 4th-and-2 at the Oakland 8-yards line with 5:36 left to play and trailing 27-14. He took the snap in shotgun formation and ran a quarterback draw that was originally called a pass play. Stafford ran for the first down when the rest of the offense was playing the pass play called. He gave the team a first down and on the next play Stafford converted the touchdown on the next play.
- ▶ Stafford went 29-of-36 for 373 yards and 3 touchdowns vs. San Diego (12/24). His 80.6 completion percentage set a new team single-game record for completion percentage by a passer with at least 25 attempts and his 137.6 rating is the highest by a Lions quarterback in a game by a quarterback who registered at least 35 pass attempts.
- ▶ In the season finale, Stafford completed 36-of-59 passes for 520 yards and 5 touchdowns. He broke the franchise's single-game record for passing yards (previous: 446 by Jon Kitna 9/23/07). He tied the team single-season record for completions with 26 (Charlie Batch at Arizona 11/18/01) and touchdowns (Stafford vs. Cleveland 11/22/09 and vs. Carolina 11/20/11; Gary Danielson vs. Minnesota 12/9/78). Stafford's 5 touchdowns at Green Bay were the most ever thrown in a road game by a Lions quarterback.
- ▶ He threw 5 touchdowns for the third time in his career, and second time this season.
- ▶ His 59 pass attempts are the third-most in team history and the second highest of his career.

COLLEGE

- ▶ Stafford closed out his three-year career at Georgia ranking third on the school's all-time record list for yards passing (7,731), pass attempts (987), completed passes (564), touchdown passes (51), touchdowns responsible for (57), and yards in total offense (7,944). In 34 starting assignments, he compiled a 27-7 record (.794).
- ▶ Stafford enjoyed his most successful collegiate season in 2008 starting in all 13 games and completed 235-of-383 passes (both fourth on the school season-record list) for 3,459 yards (second-best season total by a Bulldog passer), compiling a 61.36 pass completion percentage. He also set the Bulldog season-record with 25 touchdown tosses and 10 interceptions and averaged 9.03 yards per pass attempt, the third-best season total in Georgia history. His passing efficiency rating of 153.54 is the second-best annual mark in school annals. Also ran for 40 yards and a score on 55 carries (0.7 avg).
- ▶ On 423 plays, he amassed a school season-record 3,499 yards in total offense (269.15 yards per game), along with being responsible for 26 touchdowns (third on the Georgia season-record list).



- Capital One Bowl MVP. Earned All-Southeastern Conference second-team honors from the league's coaches and Associated Press.
- Earned the team's Vince Dooley Most Valuable Player of the Year Award and received SEC Academic Honor Roll distinction for the fall semester.
- The recipient of the Dr. and Mrs. Howard Williams, II, Football Scholarship.
- The team ranked 74th in the nation with an average of 375.62 yards per game, but Stafford proved to be an opportunist, as the Bulldogs placed 34th in scoring (32.62 points per game).
- In 2006, became the first quarterback to start for Georgia right out of high school (graduated from high school early and enrolled at UGA in Jan.) since Eriz Zeier in 1991. Completed 135-of-256 passes (52.73%) for 1,749 yards, as he had seven touchdowns and 13 interceptions. Scored three times and gained 191 yards on 47 carries (4.1 avg). Participated in 303 plays, compiling 1,940 yards in total offense (149.23 yards per game).
- Selected to the Freshman All-SEC team by the league's coaches, twice earning SEC Freshman of the Week honors.
- Recipient of the Dr. and Mrs. Howard Williams, ILL, Football Scholarship.

PERSONAL

Attended Highland Park (Dallas, Tex.) High School, playing football for head coach Randy Allen. Parade, Super Prep and USA Today All-American selection.

- Rated as the best prep passer in the country by Rivals.com and ranked second nationally by both Scout.com and ESPN.
- Added Prep Star Top 100 honors, as that recruiting service ranked him third in the country at his position.
- Three-time All-State selection, adding Gatorade Player of the Year, EA Sports National Player of the Year and Dallas Morning News Area Offensive Player of the Year accolades as a senior.
- Received a five-star prospect rating from both Scout.com and Rivals.com. Chosen Class AAAA Player of the Year by Dave Campbell's Texas Football. Named Class AAAA "Mr. Texas Football" from TexasFootball.com.
- In the first round of the 2005 state playoffs, he rallied his team from a 17-0 deficit to win 38-31 with 411 yards passing and four touchdowns.
- Named the Most Outstanding Player of the Tom Landry Classic.
- Student Sports All-American and All-District choice after his final season.
- Upon graduation, he was invited to play in the U.S. Army All-American Game and to the EA Sports Elite 11 Camp for the nation's top quarterbacks.
- Born John Matthew Stafford on February 7, 1988.
- Sister, Page, is a student at the University of Georgia.

STAFFORD'S SINGLE-GAME BESTS

Passing Attempts:	63 at Chi 11/13/11
Passing Completions:	36 at GB 11/1/12
Passing Yards:	520 at GB 11/1/12
Completion Percentage:	80.6 vs. SD 12/24/11
Pass Touchdowns:	5 (three times) Last at GB 11/1/12
Longest Pass:	75t vs. Cle 11/22/09
Passing Rating:	137.6 vs. SD 12/24/11
Rush Attempts:	4 at Min 11/15/09
Rush Yards:	31 vs. GB 11/24/11
Rush Touchdown:	1 (three times) Last vs NYJ 11/7/10
Longest Rush:	22 vs. GB 11/24/11

STAFFORD'S CAREER STATISTICS

		PASSING										RUSHING									
Year	TM	G	S	W-L	Att	Cmp	Yds	Pct	TD	Int	Lg	Sk	Yds	Rtg	Att	Yds	Avg	Lg	TD		
2009	Det	10	10	2-8	377	201	2267	53.3	13	20	75	24	169	61.0	20	108	5.4	21	2		
2010	Det	3	3	1-2	96	57	535	59.4	6	1	36	4	36	91.3	4	11	2.8	9	1		
2011	Det	16	16	10-6	663	421	5038	63.5	41	16	73	36	257	97.2	22	78	3.5	22	0		
Totals	29	29	29	13-16	1136	679	7840	59.8	60	37	73	64	462	84.7	46	197	4.3	21	3		
		POSTSEASON										PASSING									
Year	TM	G	S	W-L	Att	Cmp	Yds	Pct	TD	Int	Lg	Sk	Yds	Rtg	Att	Yds	Avg	Lg	TD		
2011	Det	1	1	0-1	43	28	380	65.1	3	2	42	0	0	97.0	2	1	1.0	1	1		
Totals	1	1	1	0-1	43	28	380	65.1	3	2	42	0	0	97.0	2	1	1.0	1	1		
2011 (Det)		PASSING										RUSHING									
Date	Opp	G	S	W-L*	Att	Cmp	Yds	Pct	TD	Int	Lg	Sk	SKY	Rtg	Att	Yds	Avg	Lg	TD		
9/11	at TB	1	1	1-0	33	24	305	72.7	3	1	36	0	0	118.9	1	0	0.0	0	0		
9/18	KC	1	1	1-0	39	23	294	59.0	4	1	43	0	0	106.1	1	1	1.0	1	0		
9/25	at Min	1	1	1-0	46	32	378	69.6	2	0	60	5	40	108.8	1	-1	-1.0	-1	0		
10/2	at Dal	1	1	1-0	43	21	240	48.8	2	1	24	0	0	71.9	1	-1	-1.0	-1	0		
10/9	CHI	1	1	1-0	26	19	219	73.1	2	1	73	1	5	107.7	1	1	1.0	1	0		
10/16	SF	1	1	0-1	50	28	293	56.0	2	0	41	5	49	86.5	1	9	9.0	9	0		
10/23	ATL	1	1	0-1	32	15	183	46.9	1	0	57	3	24	75.4	0	0	0.0	0	0		
10/30	at Den	1	1	1-0	30	21	267	70.0	3	0	56	2	9	130.8	1	21	21.0	21	0		
11/13	at Chi	1	1	0-1	63	33	329	52.4	1	4	40	2	16	46.3	2	1	0.5	2	0		
11/20	CAR	1	1	1-0	36	28	335	77.8	5	2	30	2	9	121.9	4	2	0.5	2	0		
11/24	GB	1	1	0-1	45	32	276	71.1	1	3	23	1	3	66.5	4	31	7.75	22	0		
12/4	at NO	1	1	0-1	44	31	408	70.5	1	1	49	3	29	97.5	0	0	0.0	-	0		
12/11	MIN	1	1	1-0	20	22	68.0	2	0	57	5	19	115.2	2	4	2.0	3	0			
12/18	at Oak	1	1	1-0	52	29	391	55.8	4	0	51	2	16	105.5	1	5	5.0	5	0		
12/24	SD	1	1	1-0	36	29	373	80.6	3	0	46	3	20	137.6	2	5	2.5	3	0		
1/1	at GB	1	1	0-1	59	36	520	61.0	5	2	41	2	18	103.8	0	0	0	-	0		
Totals	16	16	16	10-6	663	421	5038	63.5	41	16	73	36	257	97.2	22	78	3.5	22	0		
Postseason		PASSING										RUSHING									
Date	Opp	G	S	W-L	Att	Cmp	Yds	Pct	TD	Int	Lg	Sk	SKY	Rtg	Att	Yds	Avg	Lg	TD		
1/7	at NO	1	1	0-1	43	28	380	65.1	3	2	42	0	0	97.0	2	1	1.0	1	1		
Totals	1	1	1	0-1	43	28	380	65.1	3	2	42	0	0	97.0	2	1	1.0	1	1		



MAURICE STOVALL

Wide Receiver

Notre Dame

Ht: 6-5

Born: 02/21/85

Draft: '06, R3 (90)-TB

7th Year

Wt: 220

Radnor, Pa.

Acquired: '11, UFA-TB

80

MANE FACTS

- His favorite movie is *The Goonies* and he really enjoys fishing.
- Maurice is taking classes at Henry Ford Community College this offseason.
- Growing up, Maurice looked up to Randall Cunningham, quarterback for the Philadelphia Eagles.
- After he finishes his football career, he plans on becoming a dentist.

TRANSACTIONS

- Re-signed with the Lions to a one-year deal June 5, 2012.
- Signed as an unrestricted free agent by the Detroit Lions August 2, 2011.
- Selected by the Tampa Bay Buccaneers in the third round (90th overall) of the 2006 NFL Draft.

PRO

Spent his first five seasons with the Tampa Bay Buccaneers. He has played in 71 career games.

- Played in 71 games with 11 starts, with career totals of 52 receptions for 668 yards and 3 touchdowns
- Has rushed twice for 29 yards in addition to returning 2 kickoffs for 37 yards and recording 35 special teams tackles
- Ranked third on the Buccaneers with 366 receiving yards in 2009
- Ranked second on the Buccaneers with 18 special teams tackles in 2007
- Scored first career touchdown at Detroit (10/21/07)
- Made professional debut at New Orleans (10/8/06)
- 2011: Signed with Detroit as an unrestricted free agent August 2. Joined the Lions as a back-up wide receiver and contributor on special teams.
- Had 1 catch for 8 yards on the season.
- Inactive in home opener vs. Kansas City (9/18) with a hand injury.

COLLEGE

Played in 46 games with 23 starts at Notre Dame, finishing his career third in Notre Dame history for touchdown receptions in a career with 18, and fourth in receiving yards with 2,195.

- Ended career ranked fourth in Irish history for receptions in a career with 130.
- His 11 touchdowns as a senior ranked tied for second on Irish single-season receiving touchdowns list.
- Majored in sociology and computer applications.

PERSONAL

- Caught 31 passes for 743 yards and 9 touchdowns as a senior in 2001 for the Philadelphia Catholic League Blue Division's championship team and returned 4 punts for touchdowns in 2001, and returned 5 of his 11 interceptions for touchdowns – with those 9 return touchdowns setting a city record.
- Visited the home of injured active-duty soldier Lt. Brian Brennan
- Visited Nativity Catholic School to speak to students on the importance of education.
- A First-Team USA Today All-American as a senior at John Carroll (Radnor, PA) High School.
- First football player to have his jersey retired at Archbishop Carroll.

STOVALL'S SINGLE-GAME BESTS

Receptions: 5, vs. Jacksonville, 10/28/07
Receiving Yards: 80, at Buffalo, 9/20/09
Receiving Touchdowns: 1 (3 times) last vs. Sea 12/26/10

STOVALL'S CAREER STATISTICS

		RECEIVING							RUSHING						
Year	Tm	G	S	Rec	Yds	Avg	Lg	TD	Att	Yds	Avg	Lg	TD		
2006	TB	9	2	7	102	14.6	27	0	2	29	14.5	18	0		
2007	TB	15	1	10	86	8.6	13	1	0	0	0.0	-	0		
2008	TB	5	0	3	25	8.3	9	0	0	0	0.0	-	0		
2009	TB	15	7	24	366	15.3	38	1	0	0	0.0	-	0		
2010	TB	12	1	7	81	11.6	38	1	0	0	0.0	-	0		
2011	Det	15	0	1	8	8.0	8	0	0	0	0.0	-	0		
Totals		71	11	52	668	12.8	38	3	2	29	14.5	18	0		
		POSTSEASON							RUSHING						
Year	Tm	G	S	Rec	Yds	Avg	Lg	TD	Att	Yds	Avg	Lg	TD		
2011	Det	1	0	0	0	0	-	0	0	0	0.0	-	0		
Totals		1	0	0	0	0	-	0	0	0	0.0	-	0		
		RECEIVING							RUSHING						
Date	Opp	G	S	Rec	Yds	Avg	Lg	TD	Att	Yds	Avg	Lg	TD		
9/11	at TB	1	0	1	8	8.0	8	0	0	0	0.0	-	0		
9/18	KC	0	0	0	0	0.0	-	0	0	0	0.0	-	0		
9/25	at Min	1	0	0	0	0.0	-	0	0	0	0.0	-	0		
10/2	at Dal	1	0	0	0	0.0	-	0	0	0	0.0	-	0		
10/9	CHI	1	0	0	0	0.0	-	0	0	0	0.0	-	0		
10/16	SF	1	0	0	0	0.0	-	0	0	0	0.0	-	0		
10/23	ATL	1	0	0	0	0.0	-	0	0	0	0.0	-	0		
10/30	at Den	1	0	0	0	0.0	-	0	0	0	0.0	-	0		
11/13	at Chi	1	0	0	0	0.0	-	0	0	0	0.0	-	0		
11/20	CAR	1	0	0	0	0.0	-	0	0	0	0.0	-	0		
11/24	GB	1	0	0	0	0.0	-	0	0	0	0.0	-	0		
12/4	at NO	1	0	0	0	0.0	-	0	0	0	0.0	-	0		
12/11	MIN	1	0	0	0	0.0	-	0	0	0	0.0	-	0		
12/18	at Oak	1	0	0	0	0.0	-	0	0	0	0.0	-	0		
12/24	SD	1	0	0	0	0.0	-	0	0	0	0.0	-	0		
1/1	at GB	1	0	0	0	0.0	-	0	0	0	0.0	-	0		
Totals		15	0	1	8	8.0	8	0	0	0	0.0	-	0		
		POSTSEASON							RUSHING						
Date	Opp	G	S	Rec	Yds	Avg	Lg	TD	Att	Yds	Avg	Lg	TD		
1/7	at NO	1	0	0	0	0	-	0	0	0	0.0	-	0		
Totals		1	0	0	0	0	-	0	0	0	0.0	-	0		



NDAMUKONG SUH

Defensive Tackle
Nebraska
Ht: 6-4
Born: 1/6/87
Draft: '10, R1 (2)-Det
3rd Year
Wt: 307
Portland, Ore.
90

Complete biographical information available on Detroitlions.com.

MAINE FACTS

- Twitter: [ndamukong_suh](https://twitter.com/ndamukong_suh)
- **Pro Bowl:** 2011.
- Associated Press All-Pro: 2011.
- Named 2011 Associated Press Defensive Rookie of the Year; 2011 Pepsi Rookie of the Year.

TRANSACTIONS

- Drafted by the Detroit Lions in the first round (2nd overall) of the 2010 NFL Draft.

PRO

Selected in the first round (2nd overall) in the 2010 NFL Draft. Suh brought aggressiveness and instinct to the Lions' front four and is expected to be a dominant mainstay in the middle of years to come. Possesses great versatility to move around in a variety of defensive packages and formations.

- Named starter to 2011 Pro Bowl as a rookie. Became first Lions rookie to be named to the Pro Bowl since RB Barry Sanders was selected to the 1990 NFC Pro Bowl Squad. He also became the Lions' first rookie defensive player to be named to the Pro Bowl since DE Al "Bubba" Baker in 1979.
- Among Lions defensive tackles, he was the sixth player at that position named to the Pro Bowl and the first ever to do so as a rookie. Suh is also the 10th rookie in team history named to the Pro Bowl and fourth Lions rookie defensive player.
- Associated Press Defensive Rookie of the Year. Suh became seventh rookie in team history to win an AP Rookie of the Year award, the most by any franchise since the AP began honoring Offensive and Defensive Rookie of the Year in 1967. Joins RB Mel Farr (1976), CB Lem Barney (1967), WR Earl McCullough (1968), DE Al "Bubba" Baker (1978), RB Billy Sims (1980) and RB Barry Sanders (1989) as Detroit Lions honored as AP Rookie of the Year.
- Third Lions' rookie to be named AP Defensive Rookie of the Year and the first since Baker in 1978.
- Since the AP Rookie of the Year Award was first established in 1967, Suh is only the sixth defensive tackle to win the honor and the first since Dolphins DT Tim Bowens in 1994.
- Named Rookie of the Year by the Sporting News and Pro Football Weekly/PFWA. Also named All-Pro by Sporting News and PFWA/PFWA.
- Named to Associated Press All-Pro Team. He was the first rookie defensive tackle to be named to the Associated Press All-Pro Team since the recognition was designated by offense and defense in 1951 and he is the first rookie defensive lineman to be named AP All-Pro since Titans DE Jevon Kearse in 1999.
- Joined RB Doak Walker (1950), DE Al "Bubba" Baker (1978), K Eddie Murray (1980) and RB Barry Sanders (1989) as only Lions rookie named to AP All-Pro Team, with Suh and Baker as the only Lions defensive players.
- Became Lions first rookie since RB Barry Sanders in 1989 to be named AP All-Pro.
- 2010 NFL Alumni Defensive Linemen of the Year.

2011: Team's starting defensive tackle. Suh recorded 36 tackles and 4.0 sacks and 1 blocked field goal on the season in 14 games.

- Part of a defensive unit that helped the Lions to a 27-20 opening day win at Tampa Bay (9/11). Through the first three quarters, the Lions defense forced three-and-outs on five of the Bucs' first eight possessions, including three-straight to open the third quarter. On the Lions first defensive possession that started at the Lions 21-yard line following a 78-yard kickoff return, the Lions defense held firm and did not allow a first down, forcing a Buccaneers field goal.
- In the first half, the defense allowed just 6 points and limited the Bucs to just 8:15 of possession time in the first two quarters. The defense allowed just 56 yards on the ground against the Buccaneers. It is the lowest rushing total allowed by the Lions on the road in a season opener since allowing 31 yards at Seattle September 12, 1999. It was also their lowest rushing total allowed overall on opening day since limiting the Green Bay Packers to 46 yards September 11, 2005. No Bucs running back rushed for more than 15 yards and just 1 of their 17 first downs came on the ground.
- Recorded his first sack of the season for a loss of 9 yards to end the first half vs. Kansas City (9/18). The defensive line came up with 2.0 sacks on the day, including a sack-fumble from DE Kyle Vanden Bosch. Was part of a team effort that registered 6 turnovers in the game against Kansas City, including 3 interceptions and 3 fumble recoveries. It marked the first time since the Lions claimed a 24-17 win at Houston (Oilers, 12/10/95) that the team had 3 interceptions and 3 fumble recoveries.
- Through 2 games, the Lions collected 8 takeaways (4 interceptions and 4 fumble recoveries), and for the second consecutive game, yielded no

touchdowns in the first half. In total, they allowed just 1 touchdown (passing) and 3 field goals through the first two games.

- Recorded second sack of the season for a loss of 9 yard at Minnesota (9/25) on the Vikings second drive of the game, facing third-and-4 at the Lions' 14-yard line. The sack forced the Vikings to a 41-yard field goal. He has now tallied 2.0 sacks in the season's first three games for the second consecutive year. He has done that in each of his first two seasons in the NFL. Added 5 tackles (3 solo).
- After a slow first half, allowing the Vikings to gain 124 yards on 16 carries (7.8 avg) in the first half, the Lions defense helped the team's come-from-behind win by stuffing the run in the second half yielding just 8 rushing yards on 7 carries (1.1 avg). Vikings' All-Pro RB Adrian Peterson recorded 73 yards on 12 rushes in the first half, but was held to just 5 yards on 5 carries by the Lions in the second half.
- With 11:40 left to play in the fourth quarter and trailing 20-17, the Lions stuffed the Vikings on fourth-and-1 at the Lions 17-yard line. The Lions followed up with a scoring drive that culminated in a 40-yard game-winning field goal.
- Recorded his third sack of the season vs. Atlanta (10/23) for a loss of 5 yards. Also added 5 tackles.
- Had 3 tackles, including one for a loss, vs. Carolina (11/20). He also put pressure on Cam Newton in the third quarter that caused an errant throw and was picked off by LB DeAndre Levy.
- Placed on Reserve/Suspended list for games at New Orleans (12/4) and vs. Minnesota (12/11).
- Suh returned to the lineup following his 2-game suspension at Oakland (12/18) and made an immediate impact. With the Raiders lining up for a 65-yard game-winning field goal with 4 seconds left, Suh got his right hand on the attempt by Oakland K Sebastian Janikowski. It was the first Lions block kick since DT Grady Jackson blocked a kick at San Francisco on December 27, 2009.
- Collected fourth sack of the year in the finale at Green Bay (1/1/12).

COLLEGE

Started 39 of 53 games during his five-year career at Nebraska, recording 215 tackles (125 solos) with 24.0 quarterback sacks for minus 187 yards, 57.0 stops for losses of 252 yards and 39 pressures. Caused three fumbles and recovered another, intercepted four passes for 79 yards in returns that included two touchdowns and also recorded 15 pass defenses. Also added a two-yard touchdown pass and blocked six kicks.

- 57 tackles behind the line of scrimmage ranked second in school history behind Grant Wistrom (58.5, 1994-97). Those 57 stops for loss lead all active NCAA defensive tackles and rank second overall to defensive end George Selvie of South Florida (63, 2006-09).
- Suh's 24.0 stops behind the line of scrimmage in 2009 rank second on the school season-record list behind Jim Skow's 25.0 in 1985.
- His 7 tackles for loss (five solo/two assisted) vs. Texas in the 2009 Big 12 Championship Game tied the Nebraska single-game record.
- Suh's 12.0 sacks in 2009 were the second-most ever by a Husker defensive tackle. His 10 pass defenses in 2009 set the school season-record for a defensive lineman and his 15 total pass break-ups are another Husker defensive lineman career record.
- Holds the school game (2 vs. Iowa State in 2009), season (3 in 2009) and career (6 records) for most kicks blocked by a down lineman.
- Set school season-record for a defensive tackle with two interceptions in 2008 and Husker lineman record by returning both for touchdowns.
- In 2009, named Unanimous All-American and All-Big 12 Conference first-team selection. Named the Associated Press College Player of the Year, CBSSports.com National Defensive Player of the Year, Big 12 Conference Defensive Player of the Year/Defensive Lineman of the Year and was a finalist for the Walter Camp National Player of the Year Award. Was one of five finalists for the Heisman Trophy and the first defensive lineman to be named a finalist for that trophy since Warren Sapp in 1994. 2009 Rotary Lombardi Award, Outland Trophy, Bronko Nagurski Trophy, Chuck Bednarik Award, Bill Willis Award and Guy Chamberlin Award winner. Lott Trophy finalist (one of four), earning Lott Trophy MVP of the Week vs. Missouri and Iowa State. Nebraska Team MVP. Member of the Big Twelve Commissioner's Spring Academic Honor Roll and garnered Academic All-Big Twelve second-team recognition. Set numerous position, game, season and career records, as he became the first Husker defensive lineman to lead the team in tackles in consecutive seasons.
- Recorded a career-best 85 tackles (52 solos), as he also led the team with 12.0 sacks for minus 77 yards, 24.0 stops for losses of 93 yards and 26 pressures. Second on the team with 10 pass defenses, a season-record for down lineman.
- Against the run, Suh made 94 plays, holding the ball carriers to 20 yards, as he stopped runners at the line of scrimmage 20 times for no gain, in addition to his 24 tackles in the backfield, delivering 10 of those hits inside the red zone (three on goal line snaps).



- Born Jan. 6, 1987 and resides in Portland, Oregon.

[illegible]



STEPHEN TULLOCH

Linebacker
N.C. State
Ht: 5-11
Born: 1/1/85
Draft: '06, R4 (116)-Ten
7th Year
Wt: 240
Miami, Fla.
Acquired: '11, UFA-Ten

55

Complete biographical information available on Detroitlions.com.

MANE FACTS

- Born and raised in Miami, Fla., Tulloch has Jamaican heritage. His parents arrived in the United States as young adults from Jamaica before he was born. He is appreciative of his Jamaican ancestry and frequently enjoys his mother's native cuisine.
- Tulloch credits his mother, Mercedes, as his inspiration and reason for his success. As a single mom, she worked as a nurse to provide for him and two siblings.
- Older brother David Tulloch played defensive tackle at Florida State (1995-1998).
- Hosts annual free football camp in July for Miami area youth.
- List of favorites: (movie) *Green Mile*; (actor) Denzel Washington; (sports hero) Mike Singletary; (food) Jamaican; (car) Mercedes S550; and (vacation getaway) Jamaica.
- After completing his professional football career, Tulloch desires to develop a youth center to provide a healthy environment for children to grow, stay out of trouble and participate in extracurricular activities. He already has launched The Stephen Tulloch Foundation to benefit underprivileged children in Miami and has organized a bowling event and football camp through the foundation.

TRANSACTIONS

- Re-signed by Lions to a five-year contract extension March 30, 2012.
- Re-signed by the Lions March 22, 2012 to a long-term contract.
- Signed with Detroit August 1, 2011.
- Selected with Tennessee's second pick of the fourth round (116th overall) in the 2006 NFL Draft.

PRO

Tulloch is an aggressive, downhill defender who possesses quick feet and fluid lateral movement. Has proved to be durable while participating in every game during his first five NFL seasons and was elected as Tennessee's defensive captain in 2010.

- Career totals: 96 games (62 starts), 539 tackles, 7.5 sacks, 4 interceptions, 17 pass defenses, 8 fumble recoveries and 28 special teams tackles.
- In 2010, Tulloch led Titans with a career-high 169 tackles, fourth highest total for the franchise during "Titans era" (1999-present).
- In first full season (2009) as team's starting middle linebacker, he led team in tackles for first time, setting a then-career high with 132 total stops.
- In 2008, he moved into the starting lineup during the season and finished second on the squad with 98 tackles.

2011: Signed with Detroit August 1. Served as the team's starting middle linebacker. Led team with 111 tackles (84 solo). Also added 3 sacks, a career-high 2 interceptions, 5 pass defenses, 3 fumble recoveries and 1 fumble recovery for a touchdown.

- Recorded his first sack as a Detroit Lion for a loss of 4 yards in season opener at Tampa Bay (9/11). Added 4 solo tackles.
- Was part of a defensive unit that allowed just 56 yards on the ground against the Buccaneers. It was the lowest rushing total allowed by the Lions on the road in a season opener since allowing 31 yards at Seattle September 12, 1999. It was also their lowest rushing total allowed overall on opening day since limiting the Green Bay Packers to 46 yards September 11, 2005. No Bucs running back rushed for more than 15 yards and just 1 of their 17 first downs came on the ground.
- Through the first three quarters, the Lions defense forced three-and-outs on five of the Bucs' first eight possessions, including three-straight to open the third quarter. On the Lions first defensive possession that started at the Lions 21-yard line following a 78-yard kickoff return, the Lions defense held firm and did not allow a first down, forcing a Bucs career field goal. In the first half, the defense allowed just 6 points and limited the Bucs to just 81.5 of possession time in the first two quarters.
- Recorded second-career fumble recovery vs. Kansas City (9/18) after DE Kyle Vanden Bosch sacked QB Matt Cassel.
- Led the team in tackles with 7 at Minnesota (9/25), a single-game career-high. After a slow first half, allowing the Vikings to gain 124 yards on 16 carries (7.8 avg) in the first half, the Lions defense helped the team's come-from-behind win by stuffing the run in the second half yielding just 8 rushing yards on 7 carries (1.1 avg). Vikings' All-Pro RB Adrian Peterson recorded 73 yards on 12 rushes in the first half, but was held to just 5 yards on 5 carries by the Lions in the second half.
- Recorded his third career interception and a team-high 12 tackles (10 solo) in the Lions 34-30 win at Dallas (10/2). Tulloch's interception gave the Lions the ball at the Dallas 40-yard line in the fourth quarter with 4:22 left to play and led to a touchdown that helped seal the comeback win. It was the third interception on the day for Detroit.

- Recorded his second sack of the season for a loss of 7 yards vs. San Francisco (10/16). Added 6 tackles.
- Led team with 8 tackles (6 solo) and 1 sack at Denver (10/30). It was his third sack of the season, which marked a new single-season career high.
- Had 6 tackles and an interception vs. Carolina (11/20). The fourth quarter pick of Cam Newton sealed the Lions win. It was his second of the season and it marks the first time in his career he has recorded 2 interceptions in the same season.
- Tied for a team-high 10 tackles at New Orleans (12/4).
- Tulloch had a team-high 9 tackles vs. Minnesota. He also recovered a fumble in the end zone in the first quarter for his first career touchdown.
- Recorded 7 tackles (6 solo) vs. San Diego. The 7 tackles puts his total at 104, the third time in his career he has surpassed the 100 tackle mark.

COLLEGE

During three-year career at N.C. State, played in 35 games with 18 starts and recorded 290 tackles, 40 tackles for loss, seven sacks, one forced fumble, three fumbles recovered, four pass defenses and 20 quarterback pressures. His 40 career tackles for loss rank fourth in N.C. State history.

- As junior, named first-team All-ACC, honorable mention All-American by Sports Illustrated, MVP of 2005 Meineke Car Care Bowl and N.C. State's Defensive Award winner (for most tackles) while starting all 12 games. Posted career-highs in tackles (150, team-high), sacks (6), tackles for loss (21), forced fumbles (1), fumbles recovered (2) and quarterback pressures (9).
- Played all 11 games and recorded six starts as a sophomore. Tied for third on team with 75 tackles, tied for second on team with 14 tackles for loss (10th in school history), one sack, one fumble recovery and five quarterback pressures.
- As freshman, played all 12 games, totaling 65 tackles, five tackles for loss, two passes defended and six quarterback pressures.

PERSONAL

- At Miami Killian (Fla.) High School, named Dade County Defensive Player of Year and selected to Florida Super 75, while posting 132 tackles, 12 sacks, two interceptions, two caused fumbles and three forced fumbles as senior.
- At N.C. State, earned Wolfpack ACC Award for Community Service.

TULLOCH'S SINGLE-GAME BESTS

Tackles:	17 vs. Jax 12/5/10
Sacks:	1.0 (8 times) Last at Den 10/31/11
Interceptions:	1 (4 times) Last vs. Car 11/20/11
Interception Return Yards:	18 at Dal 10/10/10
Pass Defenses:	2 (twice) Last vs. Car 11/20/11
Fumble Recoveries:	1 (7 times) Last vs. Min 12/11/11
Special Teams Tackles:	3 at KC 12/16/06

TULLOCH'S CAREER STATISTICS

Year	Tm	G	S	TT	ST	AT	Sk	Yds	Int	Yds	TD	PD	FF	FR	Yds	TD	STT
2006	Ten	16	3	35	20	15	0.5	1	0	0	0	3	0	1	0	0	12
2007	Ten	16	1	36	29	7	0	0	0	0	0	0	0	0	0	0	9
2008	Ten	16	12	77	59	18	1	8	0	0	0	2	0	2	0	0	6
2009	Ten	16	14	120	93	27	2	16	0	0	0	1	0	1	0	0	1
2010	Ten	16	16	160	111	49	1	7	1	18	0	6	0	1	0	0	0
2011	Det	16	16	111	84	27	3	16	2	9	0	5	0	3	0	0	0
Totals		96	62	539	396	143	7.5	48	4	27	0	17	0	8	0	0	28

POSTSEASON


Year	Tm	G	S	TT	ST	AT	Sk	Yds	Int	Yds	TD	PD	FF	FR	Yds	TD	STT
2011	Det	1	1	15	8	7	0	0	0	0	0	2	1	0	0	0	0
Totals		1	1	15	8	7	0	0	0	0	0	2	1	0	0	0	0

2011 (Det)

Date	Opp	G	S	TT	ST	AT	Sk	Yds	Int	Yds	TD	PD	FF	FR	Yds	TD	STT
9/11	at TB	1	1	4	0	1	4	0	0	0	0	0	0	0	0	0	0
9/18	KC	1	1	3	0	0	0	0	0	0	0	0	0	1	0	0	0
9/25	at Min	1	1	7	0	0	0	0	0	0	0	0	0	0	0	0	0
10/2	at Dal	1	1	12	10	2	0	0	1	0	0	1	0	0	0	0	0
10/9	CHI	1	1	6	4	2	0	0	0	0	0	0	0	0	0	0	0
10/16	SF	1	1	6	2	4	1	7	0	0	0	0	0	0	0	0	0
10/23	ATL	1	1	6	2	4	0	0	0	0	0	0	0	0	0	0	0
10/30	at Den	1	1	8	6	2	1	5	0	0	0	0	0	0	0	0	0
11/3	at Chi	1	1	7	7	0	0	0	0	0	0	0	0	0	0	0	0
11/20	CAR	1	1	6	5	1	0	0	1	9	0	2	0	0	0	0	0
11/24	GB	1	1	3	3	0	0	0	0	0	0	1	0	0	0	0	0
12/4	at NO	1	1	10	5	0	0	0	0	0	0	0	0	0	0	0	0
12/11	MIN	1	1	9	6	3	0	0	0	0	0	0	0	1	0	0	0
12/18	at Oak	1	1	10	8	2	0	0	0	0	0	0	0	0	0	0	0
12/24	SD	1	1	7	6	1	0	0	0	0	0	0	0	0	0	0	0
1/1	at GB	1	1	7	6	1	0	0	0	0	0	0	0	1	0	0	0
Totals		16	16	111	84	27	3	16	2	9	0	5	0	3	0	0	0

Postseason

Date	Opp	G	S	TT	ST	AT	Sk	Yds	Int	Yds	TD	PD	FF	FR	Yds	TD	STT
1/7	at NO	1	1	15	8	7	0	0	0	0	0	2	1	0	0	0	0
Totals		1	1	15	8	7	0	0	0	0	0	2	1	0	0	0	0



KYLE VANDEN BOSCH

Defensive End

Nebraska

Ht: 6-4

Born: 11/17/78

Draft: '01, R2 (34)-Arz

12th Year

Wt: 278

Larchwood, Iowa

Acquired: '10, UFA-Ten

93

Complete biographical information available on Detroitlions.com.

MANE FACTS

- Vanden Bosch started the KVB S.A.C.K. (Supporting and Assisting Charities for Kids) Foundation in 2008. The foundation aims to give children more opportunities to success in life. Website: www.kvb93.com
- His father, Doug, owns D&L Masonry, a construction company in Larchwood, Iowa, while his mother, Bonnie, is an accountant. Kyle began working for his father's company when he was just 12 years old, hauling bricks, cement and other materials. He says he owes much of his strength and work ethic to his experience with his father's business.
- Vanden Bosch has shaved his head since he was a freshman in college. The Nebraska defensive line members traditionally shave their heads at the start of camp, and Vanden Bosch decided to keep the look ever since.
- Vanden Bosch enjoys spending time at a close friend's property in Winner, South Dakota, one of the country's best locales for pheasant hunting.
- His favorites: (movie) *Scarface*; (TV show) *World Poker Tour*; (actor) Al Pacino; (music group) Rascal Flatts; (school subject) math; (car) Chevy Avalanche.

TRANSACTIONS

- Placed on Reserve/Injured by the Lions December 8, 2010.
- Signed by the Detroit Lions as an unrestricted free agent March 6, 2010 to a four-year deal.
- Signed by the Tennessee Titans April 12, 2005.
- Drafted by the Arizona Cardinals in the second round (34th overall) of the 2001 NFL Draft.

PRO

Signed with Detroit March 6, 2010 and immediately upgraded the defensive line, on and off the field. Emerged as one of the most productive defensive ends in the NFL over the years while earning three Pro Bowl invitations.

- Spent his first four NFL seasons with the Arizona Cardinals (2001–04), before signing with Tennessee.
- Was a three-time defensive captain for the Titans.
- Had a team-high 38.5 sacks during his five seasons (2005–09) in Tennessee in addition to leading the team's defensive linemen in tackles in three of those seasons.
- In 2007, he was named as a starter at defensive end in his second career Pro Bowl after leading the team and finishing sixth in AFC with 12 sacks.
- Finished second in AFC and fourth in NFL in 2005 with 12.5 sacks, totaled 66 tackles. Was named to his first career Pro Bowl after the season.

2011: Team's starting right end. Voted team captain for second-straight year. In starting 16 games, Vanden Bosch recorded 35 tackles, 8 sacks, 4 forced fumbles (tied career high) and 1 fumble recovery on the year.

- Had 1.0 sack and a forced fumble in season opener at Tampa Bay (9/11), along with 3 tackles. Was part of a defensive unit that helped the Lions to a 27-20 opening day win. Through the first three quarters, the Lions defense forced three-and-outs on five of the Bucs' first eight possessions, including three-straight to open the third quarter.
- On the Lions first defensive possession that started at the Lions 21-yard line following a 78-yard kickoff return, the Lions defense held firm and did not allow a first down, forcing a Buccaneer field goal. In the first half, the defense allowed just 6 points and limited the Bucs to just 8:15 of possession time in the first two quarters.
- The defense allowed just 56 yards on the ground against the Buccaneers. It was the lowest rushing total allowed by the Lions on the road in a season opener since 1991, when the team allowed 57 yards September 12, 1999. It was also their lowest rushing total allowed overall on opening day since limiting the Green Bay Packers to 46 yards September 11, 2005. No Bucs running back rushed for more than 15 yards and just 1 of their 17 first downs came on the ground.
- Recorded a sack-fumble to mark his second sack of season vs. Kansas City (9/18). It was his fifth sack since joining the Lions in 2010. Was part of a defensive effort that registered 6 turnovers in the game against Kansas City, including 3 interceptions and 3 fumble recoveries. It marked the first time since the Lions claimed a 24-17 win at Houston (Oilers, 12/10/95) that the team had 3 interceptions and 3 fumble recoveries.
- Through 2 games, the Lions have collected 8 takeaways (4 interceptions and 4 fumble recoveries), and for the second consecutive game, have yielded no touchdowns in the first half. In total, they've allowed just 1 touchdown (passing) and 3 field goals through the first two games.
- Recorded his third sack of season at Minnesota (9/25) during the Vikings' opening series. He recorded a sack in each of the season's first three games, marking the third time in his career that he has recorded sacks in three consecutive games and first since joining the Lions. He also did so with the Tennessee Titans in 2008 (four-straight games) and 2007. His sack occurred on first-and-9 at the Detroit 9-yard line after the Vikings drove down the field on the opening drive. That sack helped

limit the Vikings to a 33-yard field goal to open the game. In the Lions 20-point come-from-behind win at Minnesota (9/25), Vanden Bosch not only recorded a sack, but he made a key hit crashing down on a fourth quarter 4th-and-1 play at the Lions 17-yard line stuffing the Vikings and giving the ball back to the Lions. That led to a game-tying fourth quarter field goal.

- Along with his 2 tackles at Dallas (10/2) in the Lions 34-30 comeback win, he had a crucial block on CB Chris Houston's pick-six that opened up the sideline for the touchdown. It was the team's second interception return for a score on consecutive drives that helped kick start the Lions furious second-half comeback.
- On the 49ers opening offensive play, rushed around the right edge and recorded sack fumble for a yard loss vs. San Francisco (10/16) and blocked the ball on the fourth down was fourth in the season and third forced fumble. His four force fumbles of the season are the most he's recorded in a single season since 2008 when he was with the Tennessee Titans.
- Recorded one tackle for a loss and a sack at Denver (10/30). He sacked Broncos QB Tim Tebow for a 10 yard loss early in the third quarter. It was his team-leading fifth sack of the year.
- Had a fourth quarter sack of Cam Newton vs. Carolina (11/20). It was his first sack of the season by tying him with DE Cliff Avril for the team lead. He also added 4 tackles.

PERSONAL

- Earned All-America honors at West Lyon (Larchwood, Iowa) Community H.S. Named USA Today/Gatorade Player of Year for Iowa and MW Region.
- Started three years at FB and four at OLB at West Lyon. As senior, had 136 rushes for 812 yards and 18 TDs while recording 83 tackles, 14 sacks, and one INT. Set school's scoring record with 264 career points.
- Has three kids: daughter, Payten, and twin sons, Bastian and Case.
- Born Kyle Dale Vangen Bosch on Nov. 17, 1978 in Larchwood, Iowa.

VANDEN BOSCH'S SINGLE-GAME BESTS

Tackles:	11 (twice) Last at Chi 9/12/01
Sacks:	3 (3 times) Last vs. NYJ 12/23/07
Pass Defenses:	1 (8 times) Last at Min 9/27/10
Fumbles Forced:	1 (20 times) Last vs. Min 12/11/11
Fumble Recoveries:	1 (6 times) Last vs. SF 10/16/11
Fumble Return Yards:	9t at Phi 10/7/01
Fumble Return Touchdowns:	1 at Phi 10/7/01

VANDEN BOSCH'S CAREER STATISTICS

Year	Team	G	S	T	ST	A1	Sk	Us	Int	Yds	TD	PD	FF	FR	Yds	TD	STRT
2001	Azr	3	3	3	13	12	1	0.5	4.5	0	0	1	0	1	9	1	0
2002	Azr	16	16	10	37	33	15	23.5	0	0	0	0	0	1	0	0	0
2003	Azr	0	0	0	0	0	0	0	0	0	0	0	0	0	0	0	0
2004	Azr	16	16	13	11	0	0	0	0	0	0	0	0	0	0	0	0
2005	Ten	16	16	16	50	26	12.5	79.5	0	0	1	4	1	0	0	0	0
2006	Ten	16	16	76	44	51	6.5	48	0	0	1	1	0	0	0	0	0
2007	Ten	16	16	60	48	28	12	71	0	0	3	1	0	0	0	0	0
2008	Ten	10	10	24	12	12	4.5	36	0	0	0	3	2	0	0	0	0
2009	Ten	16	16	45	33	12	3.0	8	0	0	1	2	0	0	0	0	0
2010	Det	11	11	49	36	14	3.0	37.5	0	0	1	2	0	0	0	0	0
2011	Det	16	16	35	26	16	0	0	0	0	0	0	0	0	0	0	0
Totals		135	121	439	209	121	54.5	371	0	0	8	20	4	1	6	9	0

POSTSEASON

[illegible]

2011 (Det)

Date	App	G	S	T	ST	AT	Sk	SKY	Int	Ys	TD	PD	FF	FR	Ys	TD	STT
9/11	at TB	1	1	3	3	0	0	1	0	0	0	0	0	0	0	0	0
9/18	at KC	1	1	4	4	0	1	8	0	0	0	0	1	0	0	0	0
9/25	at KC	1	1	2	2	0	1	5	0	0	0	0	0	0	0	0	0
10/2	at Dal	1	1	2	2	0	0	0	0	0	0	0	0	0	0	0	0
10/9	at Chi	1	1	2	2	0	0	0	0	0	0	0	0	0	0	0	0
10/16	SF	1	1	2	2	0	1	7	0	0	0	0	1	1	0	0	0
10/23	ATL	1	1	2	0	2	0	0	0	0	0	0	0	0	0	0	0
10/30	at DEN	1	1	1	1	0	1	10	0	0	0	0	0	0	0	0	0
11/3	at Chi	1	1	0	0	0	0	0	0	0	0	0	0	0	0	0	0
11/20	CAR	1	1	4	3	1	1	8	0	0	0	0	0	0	0	0	0
11/24	GB	1	1	4	3	1	0	0	0	0	0	0	0	0	0	0	0
12/4	at NO	1	1	1	0	1	0	0	0	0	0	0	0	0	0	0	0
12/11	MIN	1	1	2	1	1	1	15	0	0	0	0	1	0	0	0	0
12/18	at Oak	1	1	2	2	0	0	7	0	0	0	0	0	0	0	0	0
12/24	SD	1	1	1	1	0	0	0	0	0	0	0	0	0	0	0	0
1/1	at GB	1	1	3	3	0	0	0	0	0	0	0	0	0	0	0	0
Totals		16	16	35	26	9	8	63	0	0	0	0	4	1	0	0	0

Postseason

[illegible]



29

- Attended Rock Springs (Wyo.) High School.
- Football team won the Class 5A State Championship and went undefeated his senior year.
- Named All-State as a senior at running back, defensive back, and as a return specialist.

[illegible]



TAHIR WHITEHEAD

Linebacker

Temple

Ht: 6-2

Born: 4/2/90

Draft: '12, R5 (138)-Det

Rookie

Wt: 228

Newark, N.J.

59

Complete biographical information available on Detroitlions.com.

TRANSACTIONS

- Drafted by the Detroit Lions in the fifth round (138th overall) of the 2012 NFL Draft.

COLLEGE

Named to the 2011 Butkus Award Watch List. Received the 2011 Mark Bresani Award for spirit and enthusiasm.

2011: Started 12-of-13 games as a senior.

- Second team All-MAC.
- First team All-MAC by Phil Steele.
- Named Defensive Most Valuable Player of the 2011 Gildan New Mexico Bowl.
- Led the Owls defense with four forced fumbles and three fumble recoveries. Tied for the team lead with 13.5 tackles for a loss. Second on team with five sacks and third in total tackles.

2010: Played in all 12 games as a junior, starting eight at outside linebacker.

- Was named the most improved player following spring practices.
- Ranked sixth on the Owls defense with 56 tackles, including seven and a half for loss.
- Recorded five tackles, three and a half for loss, and one sack vs. Connecticut and received Honorable Mention National Linebacker of the Week honors.

2009: Came off the bench to play in all 13 games.

- Recorded one tackle and a quarterback hurry in the EagleBank Bowl against UCLA.

2008: Played as a reserve in all 12 games as a freshman playing primarily on special teams.

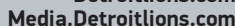
PERSONAL

Was a team captain for West Side High School in Newark, N.J. for coach Brian Logan. Won 2007 state championship playing as a safety, wide receiver, tight end and running back. Was named to the 2008 All-Academic Team as a senior and sophomore.

- Two-time All-Skyline Conference honoree. Named All-County as a sophomore.
- Has three siblings.
- Criminal Justice major.

WHITEHEAD'S COLLEGE STATISTICS

Year	G	S	TT	ST	AT	Sk	Yds	Int	Yds	TD	PD	FF	FR	Yds	TD
2008	12	0	7	6	1	0	0	0	0	0	0	0	0	0	0
2009	13	0	30	21	9	0	0	0	0	2	1	0	0	0	0
2010	12	8	56	34	22	2	29	1	6	0	2	2	0	0	0
2011	13	12	70	46	24	5	49	0	0	1	4	3	0	0	0
Totals	50	20	163	107	56	7	78	1	6	0	5	7	3	0	0



99

Draft: '04 R6 (179)-GB

[illegible]



KEILAND WILLIAMS

Running Back

Louisiana State

Ht: 5-11

Born: 8/14/86

Draft: '10, FA-Was

3rd Year

Wt: 230

Lafayette, La.

Acquired: '11, W-Was

34

Complete biographical information available on Detroitlions.com.

MAINE FACTS

- Nation's No. 3 ranked running back prospect by Scout.com
- Majored in communication studies at LSU.
- Son of Clarissa Tolliver.
- Has one brother, Keedrick, and two sisters, Keedra and Kaysa.

TRANSACTIONS

- Claimed off waivers by the Detroit Lions on September 4, 2011.
- Released by the Washington Redskins on September 3, 2011.
- Signed as a free agent by the Redskins on April 29, 2010.

PRO

Played in 15 games in both the past two seasons (2010-11) and rushed for 261 yards on 65 carries and three touchdowns.

- During his lone season in Washington he caught 39 passes for 309 yards and two touchdowns.
- 2011: Signed with the Lions September 4. Had 58 carries for 195 yards and 2 TD on the ground in 2011. Also had 8 catches for 62 yards.
- Got his first game-action since joining the Lions in home opener vs. Kansas City (9/18). Carried the ball 9 times for 25 yards, including a 1-yard touchdown with 8:46 remaining in the game.
- Split carries with RB Maurice Morris vs. Atlanta (10/23). Finished with 9 for 44 yards (4.9 avg).
- Again sharing the load with RB Maurice Morris, he finished with 25 yards on 11 carries and 1 reception for 5 yards at Denver (10/30).
- Scored on a 16-yard touchdown run early in the fourth quarter vs. Green Bay (11/24). It was his second rushing touchdown of the season.

COLLEGE

Four-year letterman who played in 47 games with three starts at LSU. 1,699 career rushing yards and 17 touchdowns. 28 receptions for 273 yards with two touchdowns.

- Ranked second on the team in rushing with 368 yards and four touchdowns during his senior season.
- Made his second career start against Louisiana Tech and carried the ball 15 times for a season-high 116 yards and two touchdowns.
- As a junior, ranked second on the team in rushing (417 yards).
- Registered his first career 100-yard rushing game (107) against Notre Dame in the Allstate Sugar Bowl as a freshman.

PERSONAL

Attended Northside High School in Lafayette for three years before transferring to Hargrave Military Academy in Chatham, Va.

- Became the first running back in school history to rush for more than 1,000 yards at Hargrave.
- Named the offensive MVP of Class 4A in Louisiana in 2004.

WILLIAMS' SINGLE-GAME BESTS

Receptions:.....6 at Ten. 11/21/10
 Rushing Yards:.....60 vs. TB 12/12/10
 Long Reception:.....36 vs. TB 12/12/10
 Rushing Touchdowns:.....1 (twice) Last vs. Phi 11/15/10
 Rushing Attempts:.....23 at Ten 11/21/10
 Rushing Yards:.....89 vs. Phi 11/15/10
 Long Rush:.....32t vs. Phi 11/15/10

Rushing Touchdowns:.....2 vs. Phi 11/15/10

WILLIAMS' CAREER STATISTICS

Year	Tm	G	S	RUSHING						RECEIVING						TD	TYds
				Att	Yds	Avg	Lg	TD		Rec	Yds	Avg	Lg	TD			
2010	Was	15	3	65	261	4.0	32t	3		39	309	7.9	36	2		570	
2011	Det	15	0	58	195	3.4	18	2		8	62	7.8	12	0			
Totals		30	3	123	456	3.7	32t	5		47	371	7.9	36	2			

Year	Tm	G	S	RUSHING						RECEIVING						TD	TYds
				Att	Yds	Avg	Lg	TD		Rec	Yds	Avg	Lg	TD			
2011	Det	1	0	0	0	0	-	0		0	0	0	-	0			
Totals		1	0	0	0	0	-	0		0	0	0	-	0			

Date	Opp	G	S	RUSHING						RECEIVING						TD	TYds
				Att	Yds	Avg	Lg	TD		Rec	Yds	Avg	Lg	TD			
9/11	at TB	0	0	INACTIVE													
9/18	at KC	1	0	9	25	2.8	14	1		0	0	0.0	-	0			
9/25	at Min	1	0	2	3	1.5	2	0		0	0	0.0	-	0			
10/2	at Dal	1	0	4	14	3.5	8	0		0	0	0.0	-	0			
10/9	CHI	1	0	4	7	1.8		0		0	0	0.0	-	0			
10/16	SP	1	0	0	0	0.0	-	0		0	0	0.0	-	0			
10/23	ATL	1	0	9	44	4.9	18	0		0	0	0.0	-	0			
10/30	at Den	1	0	11	25	2.3	10	0		1	5	5.0	5	0			
11/13	at Chi	1	0	1	1	1.0	1	0		0	0	0.0	-	0			
11/20	CAR	1	0	1	0	0.0	0	0		0	0	0.0	-	0			
11/24	GB	1	0	2	19	9.5	16	1		4	33	8.3	11	0			
12/4	at NO	1	0	2	14	7.0	14	0		1	7	7.0	7	0			
12/11	MIN	1	0	12	43	3.6	8	0		2	17	8.5	12	0			
12/18	at Oak	1	0	1	0	0.0	0	0		0	0	0.0	-	0			
12/24	SD	1	0	0	0	0.0	-	0		0	0	0.0	-	0			
1/1	at GB	1	0	0	0	0.0	-	0		0	0	0.0	-	0			
Totals		15	0	58	195	3.4	18	2		8	62	7.8	12	0			

Date	Opp	G	S	RUSHING						RECEIVING						TD	TYds
				Att	Yds	Avg	Lg	TD		Rec	Yds	Avg	Lg	TD			
1/7	at NO	1	0	0	0	0	-	0		0	0	0	-	0			
Totals		1	0	0	0	0	-	0		0	0	0	-	0			



TITUS YOUNG

Wide Receiver

Boise State

Ht: 5-11

Born: 8/21/89

Draft: '11, R2 (44th)

2nd Year

Wt: 170

Los Angeles, Calif.

16

Complete biographical information available on Detroitlions.com.

TRANSACTIONS

- Drafted by the Detroit Lions in the second round (44th overall) of the 2011 NFL Draft.

PRO

Play-making wideout who adds speed to the Lions offense on the perimeter. Can blaze on the outside battle in the slot.

2011: Finished rookie season with 48 catches for 607 yards and 6 touchdowns.

- Among League rookies, he was seventh in receptions (48), seventh in receiving yards (607) and fourth in touchdown receptions (6).
- Among Lions rookies in team history, tied for fourth in receptions (48) and tied for second in touchdown receptions (6).
- Recorded his first career start and caught 5 passes for 89 yards, including a career-long of 43, in home opener vs. Kansas City (9/18).
- Had 4 receptions for 51 yards at Minnesota (9/25), including a long of 17 on 2nd-and-8 in overtime. The reception was part of a drive that led the Lions to the game winning K Jason Hanson 32-yard field goal.
- Caught his first career touchdown on the Lions first drive at Denver (10/30). He was able to get behind the Broncos secondary for a wide open 41-yard score. He finished the game with 4 catches for 66 yards and that touchdown.
- Set a career-high with 7 grabs for 74 yards at Chicago (11/13). Had an 18-yard catch to help set up the Lions' touchdown in the fourth quarter.
- Down 24-7 in the second quarter vs. Carolina (11/20), QB Matthew Stafford hit Young on a quick 3-yard slant for a Lions touchdown. It was Young's second career touchdown and his first one at Ford Field. It helped spark the comeback that would end in a 49-35 win over the Panthers.
- Had just 1 reception for 13 yards for the game, but caught a 2-point conversion from QB Matthew Stafford in the fourth quarter vs. Green Bay (11/24).
- Tied career high with a 49-yard reception at New Orleans (12/4) with 6:17 second left in the first half.
- Finished with 4 catches and a team-high 87 yards and a touchdown vs. Minnesota (12/11). It was Young's third touchdown catch of the year and the 57-yard reception is a new career high.
- Had 5 catches for 21 yards and a touchdown at Oakland (12/18). He scored on a 3-yard back shoulder fade from QB Matthew Stafford in the fourth quarter to trim the Lions deficit from 13 to 6.
- Caught 4 passes for 39 yards vs. San Diego (12/24), including a 24-yard third-down catch in the fourth quarter.
- Finished regular season with 4 grabs for 24 yards and 2 touchdowns (career high) at Green Bay (1/1).

COLLEGE

Started 26 of 43 games during his four-year career at Boise State, accumulating 4,938 all-purpose yards, ranking fourth all-time in school history, on 318 plays (15.53 avg), averaging 114.84 yards per game.

- Caught 204 passes, which rank second all-time in school records, for 3,063 yards (15.01 avg.), with 25 touchdowns, which ranks fourth in Broncos annals. His 3,063 receiving yards set the Boise State career-record. Also rushed 47 times for 350 yards (7.45 avg) with 8 scores. Returned 56 kickoffs for 1,449 yards (25.88 avg) with 3 touchdowns, and 11 punts for 76 yards (6.91 avg). His 71 receptions in 2010 rank fifth on the Broncos' season-record list, while his 79 catches in 2009 placed second on the school's season-record chart.
- Broke Tim Gilligan's season-record (1,192 in 2003) with 1,215 yards receiving in 2010 and tied for seventh in school season annals with 10 touchdown receptions.
- Placed second on the school's season record list with 2,012 all-purpose yards his senior year. Reached 100 yards receiving 10 times during his career, fourth-most in school history.
- Tied John Broadous' school record (vs. Idaho in 1981) with a 100-yard kickoff return vs. Idaho in 2009.
- Contributed to the nation's sixth-ranked passing offense in 2010. Young placed third in receptions per game (5.46) and receiving yards per game

(93.46) while accounting for 10 touchdowns. Started 11 of 13 games and led Broncos with 71 receptions for 1,215 yards and 9 touchdowns. Added 14 carries for 94 yards and a touchdown and returned 24 kicks for 564 yards, and 4 punts for 42 yards.

- Returned 24 kickoffs for 564 yards to place seventh in conference and 69th national with an average of 23.50 yards per return.
- Amassed 1,916 all-purpose yards on 113 plays (16.96 avg) and finished second in the WAC and 17th in the country with 147.38 all-purpose yards per game.

PERSONAL

Attended University Senior High School (Los Angeles, Calif.), lettering three times in football for Head Coach E.C. Robinson. All-State and All-City selection as a wide receiver and free safety. Led the city section in receiving and interceptions.

- Helped the Wildcats to a 7-5 record while registering 66 receptions for 1,359 yards (20.59 avg).
- Accumulated 2,000 all-purpose yards with 20 touchdowns and posted 97 tackles with 11 interceptions.
- Given a three-star rating by Rivals.com, which listed him as the 61st athlete prospect in the nation and the 81st recruit in the state of California.
- Also received a three-star rating by Scout.com, which ranked him as the 94th wide receiver in the country.
- Lettered twice in track and field.

YOUNG'S SINGLE-GAME BESTS

Receptions:	7	at Chi. 11/13/11
Receiving Yards:	89	vs. KC 9/18/11
Long Reception:	57	vs. Min 12/11/11
Receiving touchdowns:	2	at GB 1/1/12

YOUNG'S CAREER STATISTICS

Year	Tm	G	S	RECEIVING					RUSHING				
				Rec	Yds	Avg	Lg	TD	Att	Yds	Avg	Lg	TD
2011	Det	16	9	48	607	12.6	57	6	2	15	7.5	11	0
Totals		16	9	48	607	12.6	57	6	2	15	7.5	11	0
Year	Tm	G	S	RECEIVING					RUSHING				
				Rec	Yds	Avg	Lg	TD	Att	Yds	Avg	Lg	TD
2011	Det	1	0	4	33	8.3	15	0	1	8	8	8	0
Totals		1	0	4	33	8.3	15	0	1	8	8	8	0
Date	Opp	G	S	RECEIVING					RUSHING				
				Rec	Yds	Avg	Lg	TD	Att	Yds	Avg	Lg	TD
9/11	at TB	1	0	0	0	0.0	-	0	0	0	0.0	-	0
9/18	KC	1	1	5	89	17.8	43	0	0	0	0.0	-	0
9/25	at Min	1	4	51	128	17	0	0	0	0	0.0	-	0
10/2	at Dal	1	0	3	41	13.7	19	0	0	0	0.0	-	0
10/9	CHI	1	2	14	70	9	0	0	0	0	0.0	-	0
10/16	SF	1	1	1	14	14.0	14	0	0	0	0.0	-	0
10/23	ATL	1	0	0	0	0.0	-	0	0	0	0.0	-	0
10/30	at Den	1	0	4	66	16.5	41	1	0	0	0.0	-	0
11/13	at Chi	1	0	7	74	10.6	18	0	0	0	0.0	-	0
11/20	CAR	1	2	14	70	11	0	0	0	0	0.0	-	0
11/24	GB	1	1	1	13	13.0	13	0	0	0	0.0	-	0
12/4	at NO	1	2	60	300	49	0	1	11	11.0	11	0	0
12/11	MIN	1	4	87	218	57	1	0	0	0.0	-	0	0
12/18	at Oak	1	0	5	21	4.2	13	1	1	4	4.0	4	0
12/24	SD	1	1	4	39	9.8	24	0	0	0	0.0	-	0
1/1	at GB	1	0	4	24	6.0	10	2	0	0	0.0	-	0
Totals		16	9	48	607	12.6	57	6	2	15	7.5	11	0
Date	Opp	G	S	RECEIVING					RUSHING				
				Rec	Yds	Avg	Lg	TD	Att	Yds	Avg	Lg	TD
1/7	at NO	1	0	4	33	8.3	15	0	1	8	8	8	0
Totals		1	0	4	33	8.3	15	0	1	8	8	8	0



WILLIE YOUNG

Defensive End
N.C. State

Ht: 6-5

Born: 9/19/85

Draft: '10, R7 (213)-Det

3rd Year

Wt: 251

Palm Beach Gardens, Fla.

79

Complete biographical information available on Detroitlions.com.

TRANSACTIONS

- Drafted by the Detroit Lions in the seventh round (213th overall) in the 2010 NFL Draft.

PRO

Defensive end who adds to the team's tenacious pass rush. Versatile and can play on both right and left sides. Saw significant time in defensive line rotation in second season. Played in two games for the Lions in 2010.

- Selected in the seventh round (213th overall) of the 2010 NFL Draft. Had an impressive showing during the preseason and poses as a solid back-up at defensive end.

2011: Served as a back-up defensive end on the Lions' stout defensive line rotation. Played in 14 games (1 start) and registered 14 tackles, 3 sacks and 1 pass defense.

- Recorded first-career tackle in Lions' season opener at Tampa Bay (9/11).
- Hammered a nail into the Lions comeback win when he registered a 10-yard sack with 0:35 left to play in the fourth quarter. The Cowboys snapped the ball at the Lions 45-yard line and were moved back to the Dallas 45-yard line. It was his first career sack and he recorded a career single-game high 2 tackles on the day.
- Registered his second sack of the season, and for the second-straight game, in the Lions 24-13 win over Chicago (10/10). Also had 3 tackles in the game.
- Inactive with a calf injury vs. Atlanta (10/23).
- Recorded two solo tackles at Denver (10/30).
- Inactive with an ankle injury vs. Carolina (11/20).
- Recorded third sack of season at Green Bay (11/12).

COLLEGE

Started 36-of-49 games at North Carolina State, including 28 at right defensive end and eight more on the left side. Recorded 194 tackles (109 solos) with 20.0 sacks for minus 140 yards, 46.0 stops for losses totaling 235 yards and 29 pressures. Caused four fumbles and recovered two others. Deflected 11 passes and intercepted three others for 42 yards in returns, including a touchdown. Young became just the sixth player in school history to register 20.0 sacks during a career.

- Young's 8 sacks in 2009 tied for seventh place on the school's season-record chart.
- One of five Wolfpack defenders to record at least 40 tackles for loss in a career, as only Mario Williams (55.5, 2003-05) had more than Young's 46.0 on the school's all-time record chart.
- His 15 stops for loss in 2007 tied Levar Fisher (2000), Pat Thomas (2003) and Mario Williams (2004) for seventh on State's season-record list.
- In 2009, named second-team All-ACC selection. Started all 12 games for the first time during his career, leading the team in sacks and tackles for loss. Finished sixth on the squad with 54 tackles (32 solos). His eight sacks for minus 56 yards ranked third in the ACC and tied for 35th in the nation. Also finished third in the conference and tied for 37th in the major college ranks with 14.0 stops for losses totaling 85 yards. Had three pressures, 2 forced fumbles and 3 pass defense, also recorded first career interception.
- Served as one of the team's three captains, participating in 526 defensive snaps.
- Started 11 of 13 games in 2008 at right defensive end. Participated in a career-best 608 plays, as he led the team with 6.5 sacks for minus 51 yards and 12.5 stops for losses of 72 yards. Also paced the Pack with 10 pressures. Recovered two fumbles, blocked a kick, intercepted one pass and deflected four others. Had three sacks, 6.5 stops for loss and seven pressures in the final five games after returning to the lineup from his benching.
- As a sophomore in 2007, played in all 12 games, starting the final eight contests at left defensive end. Saw action in 590 snaps, leading the team with 5.5 sacks for minus 33 yards. His team-high 15.0 stops for losses of 66 yards are the second-highest total by a sophomore in school annals and ranked fourth in the ACC. Credited with 11 pressures, as he caused 2 fumbles and had 3 pass defenses.
- Saw action in all 12 games as a freshman, started five contests, including the last four of the season while sharing right defensive end duties with Martrel Brown. Recorded five quarterback pressures with 4.5 stops for losses of 12 yards and 44 tackles (24 solos).
- Turned his first career interception into a 34-yard touchdown return vs. Clemson. Also added a pass defended.

- Red-shirted while competing on the scout team as a defensive end in 2005. Originally signed with the Pack in 2004, but attended prep school in the fall before enrolling back at State in Jan., 2005.

PERSONAL

Attended Palm Beach (Fla.) Gardens Community High School, where the three-sport standout competed in football, basketball and track. First-team Class 6A All-State pick, as the defensive end recorded 65 tackles, including 25 for loss, and had 12.0 sacks as a senior.

- Made 60 tackles, 15 stops behind the line of scrimmage and nine sacks as a junior.
- Received a three-star prospect rating from Scout.com. In basketball, Young averaged 10 points and 12 rebounds per game in his final season.
- Despite not joining the track team until midway through the season, he finished fourth at the state 4A meet in the high jump.
- Earned his degree in Science and Technology.
- Born Sept. 19, 1985 in Riviera Beach, Florida.

YOUNG'S SINGLE GAME BESTS

Tackles:	3 vs. Chi 10/11
Sacks:	1 (3 times) Last at GB 11/12
Sack Yards:	10 at Dal 10/21

YOUNG'S CAREER STATISTICS

Year	Tm	G	S	TT	ST	AT	Sk	Yds	Int	Yds	TD	PD	FF	FR	Yds	TD	STT
2010	Det	2	0	0	0	0	0	0	0	0	0	0	0	0	0	0	0
2011	Det	14	1	14	9	5	3	19	0	0	0	1	0	0	0	0	0
Totals		16	1	14	9	5	3	19	0	0	0	1	0	0	0	0	0

POSTSEASON

Year	Tm	G	S	TT	ST	AT	Sk	Yds	Int	Yds	TD	PD	FF	FR	Yds	TD	STT
2011	Det	1	0	2	1	1	1	1	0	0	0	1	0	0	0	0	0
Totals		1	0	2	1	1	1	1	0	0	0	1	0	0	0	0	0

2011 (Det)

Date	Opp	G	S	TT	ST	AT	Sk	Yds	Int	Yds	TD	PD	FF	FR	Yds	TD	STT
9/11	at TB	1	0	1	1	0	0	0	0	0	0	0	0	0	0	0	0
9/18	KC	1	0	2	2	0	0	0	0	0	0	0	0	0	0	0	0
9/25	at Min	1	0	0	0	0	0	0	0	0	0	0	0	0	0	0	0
10/2	at Dal	1	0	2	1	1	1	10	0	0	0	0	0	0	0	0	0
10/9	CHI	1	1	3	2	1	1	8	0	0	0	0	0	0	0	0	0
10/16	SP	1	0	0	0	0	0	0	0	0	0	1	0	0	0	0	0
10/23	ATL	0	0														
10/30	at Den	1	0	2	1	1	0	0	0	0	0	0	0	0	0	0	0
11/3	at Chi	1	0	1	1	0	0	0	0	0	0	0	0	0	0	0	0
11/20	CAR	0	0														
11/24	GB	1	0	0	0	0	0	0	0	0	0	0	0	0	0	0	0
12/4	at NO	1	0	1	0	1	0	0	0	0	0	0	0	0	0	0	0
12/11	MIN	1	0	0	0	0	0	0	0	0	0	0	0	0	0	0	0
12/18	at Oak	1	0	1	0	1	0	0	0	0	0	0	0	0	0	0	0
12/24	SD	1	0	0	0	0	0	0	0	0	0	0	0	0	0	0	0
1/1	at GB	1	0	1	0	1	0	1	0	0	0	0	0	0	0	0	0
Totals		14	1	14	9	5	3	19	0	0	0	1	0	0	0	0	0

Postseason

Date	Opp	G	S	TT	ST	AT	Sk	Yds	Int	Yds	TD	PD	FF	FR	Yds	TD	STT
1/7	at NO	1	0	2	1	1	1	1	0	0	0	1	0	0	0	0	0
Totals		1	0	2	1	1	1	1	0	0	0	1	0	0	0	0	0



PLAYER PROFILES

Detroitlions.com

Media.Detroitlions.com



R.J. ARCHER

Quarterback
William @ Mary
Ht: 6-2
Born: 8/5/87
Draft: '10, FA-Min

1st Year
Wt: 220
Charlottesville, Va.
Acquired: '12, FA-Det

8

TRANSACTIONS

- Signed as a free agent by the Detroit Lions on June 21, 2012.
- Signed from the Vikings practice squad on December 20, 2010 and waived December 21, 2010.
- Signed by Vikings to the practice squad December 7, 2010.
- Waived by Vikings June 29, 2010.
- Signed as an undrafted free agent by the Minnesota Vikings.

PRO

Signed from practice squad to Vikings' 53-man roster for one day in 2010.
➤ Played Arena Football in 2011 with Milwaukee Mustangs and 2012 with Georgia Force.

COLLEGE

- Transitioned to quarterback following his sophomore season, serving as a backup in 2008 and starter in 2009. Earned second team All-Conference honors in his only full season as quarterback.
- Ranked second in conference in 2009 with 198.4 passing yards per game and 216.6 total yards per game.
 - Passed for 2,778 yards and 16 touchdowns as a senior in 2009. Completed 60.3 pct of his passes. Also ran for 397 yards and five touchdowns.
 - Threw for 354 yards and tied a single-game school record with 35 completions against #2 Villanova in 2009.
 - Made one start as a quarterback during his 2008 junior season, completing 21 of 37 passes for 307 yards and one touchdown against nationally ranked Villanova. He also scored two rushing touchdowns in the game.
 - Registered 69 catches for 940 yards during from 2006-2007 as receiver.

PERSONAL

- Attended Albemarle High School in Earlysville, Va., as a three-year starter at quarterback for coach Rick Vrhovac.
- Was named the Commonwealth District Offensive Player of the Year as a senior and earned first team All-District and All-Region honors.
 - Owns Albemarle school record for passing yards, touchdown passes, completions and attempts.
 - Son of Alan and Diane Archer.



JOIQUE BELL

Running Back
Wayne State
Ht: 5-11
Born: 9/4/86
Draft: '10, FA-Buf

2nd Year
Wt: 220
Benton Harbor, Mich.
Acquired: '11, FA-NO

35

TRANSACTIONS

- Signed by the Detroit Lions off the Saints practice squad December 27, 2011.
- Signed to the Saints practice squad September 22, 2011.
- Released by the Saints September 21, 2011.
- Signed by the New Orleans Saints from the Eagles practice squad January 5, 2011.
- Signed to the Eagles practice squad December 16, 2010.
- Released by the Colts December 14, 2010.
- Acquired by the Indianapolis Colts off waivers November 10, 2010.
- Released by the Eagles November 10, 2010.
- Signed by the Philadelphia Eagles from the Bill practice squad September 21, 2010.
- Signed to the Bill practice squad September 5, 2010.
- Released by the Bills September 4, 2010.
- Signed by the Buffalo Bills as an undrafted free agent April 29, 2010.

PRO

- Eight career games with Indianapolis Colts and Philadelphia Eagles.
- Made three special teams tackles for the Colts.

COLLEGE

- 2009 Harlon Hill winner as the best player in Division II.
- Played in 44 career games (42 starts) for the Warriors.
 - Compiled 8,055 all-purpose yards and 576 points (88 rushing TDs, eight receiving TDs), ranking him ninth and fifth, respectively, in NCAA history.
 - Started in 11 games as senior in 2009, totaling career-highs in rushing yards (2,084) and TDs (29).
 - Returning 13 kickoffs and 9 punts, finished with 8,055 all-purpose yards.
 - Led the nation in rushing his senior season.
 - Ran for over 2,000 yards twice in his career.
 - AFCA All-American as redshirt freshman when he ran for 2,065 yards.
 - 4-time first-team All-GIAC selection.

PERSONAL

- Attended Benton Harbor High School.
- Earned first-team All-Southwestern Athletic Conference honors.
 - Lettered in baseball at BHHS.



RODNEY AUSTIN

Guard
Went
Ht: 6-4
Born: 12/4/88
Draft: FA '12-Det

Rookie
Wt: 311
Charlotte, N.C.

74

TRANSACTIONS

- Signed by the Detroit Lions as an undrafted rookie free agent on May 10, 2012.

COLLEGE

- Played in 30 games with 18 starts in four year career at Elon.
- Was a 2011 team captain. Suffered a season-ending injury in third game of the 2011 season.
 - Named 2010 third-team All-American by Phil Steele and first-team All-SoCon member by league's coaches.
 - Started all 10 2010 games he appeared in.
 - Made five starts in 10 games played in 2009.
 - Appeared in seven games as a reserve in 2008.

PERSONAL

- Attended East Mecklenburg High School (Charlotte, N.C.) for Greg Hill. 2006 team went to state playoffs. Received All-Conference and All-County honors.
- Set high school's power lift record (325 pounds) and was subsequently named East Mecklenburg's "lifter of the year."
- Led team in knockdown and pancake blocks.
- Son of Sean and Cheryl Hayes.
- Human Services major.



JAMES BRYANT

Fullback
Louisville
Ht: 6-3
Born: 12/18/85
Draft: FA '12-Det

Rookie
Wt: 257
Reading, Pa.

40

TRANSACTIONS

- Signed as a free agent with the Detroit Lions on May 2, 2011.

PRO CAREER

- Only professional experience occurred thus far has been in UFL.
- Joined the UFL's Orlando Predators with only three games remaining in the 2010 season, providing immediate impact with six tackles, one sack and an onside kick return for a touchdown against rival Tampa Bay.

COLLEGE

- Finished career at Louisville after originally attending University of Miami.
- 2008: Played in eight games as a senior linebacker for Louisville and finished with 13 tackles (10 solo), one interception for 12 yards and had a blocked kick. Also caught a two-yard touchdown pass on offense.
- 2007: Redshirted in 2007 at Louisville after transferring from the University of Miami (Fla.).
- 2005: Was the Hurricanes' No. 2 fullback in 2005 and played in all 12 games (1 start).

PERSONAL

- A two-way player who was regarded as one of the nation's top linebacker prospects coming out of high school. As a senior in 2003 under head coach Al Wolski, Bryant made 182 tackles, tallied eight sacks, four interceptions, four fumble recoveries and returned two fumbles for touchdowns. He also rushed for 950 yards and 13 touchdowns as a tailback on offense.
- Named to the first team USA Today All-American and U.S. Army All American teams.
 - Ranked as the nation's No. 9 linebacker by SuperPrep.
 - Rated the nation's No. 59 prospect and No. 6 linebacker by Rivals.com.
 - Named the nation's No. 24 prospect and No. 2 outside linebacker on Tom Lemming's Prep Football Report National Top 100.



UGO CHINASA

Defensive End
Oklahoma State
Ht: 6-5
Born: 7/30/88
Draft: '11, FA-Car

First Year
Wt: 252
Richardson, Texas
Acquired: '11, FA-Car

69

TRANSACTIONS

- Signed by the Detroit Lions to 2012 Reserve/Future contract on January 10, 2012.
- Signed by the Detroit Lions to the practice squad on November 15, 2011.
- Released by the Panthers on September 3, 2011.
- Signed as an undrafted free agent by the Carolina Panthers on July 28, 2011.

PRO

- Signed to the 2011 Lions practice squad.
- Appeared in all four preseason games with the Panthers.

COLLEGE

- Second-team All-Big 12 in 2010.
- Went to school with current Lions TE Brandon Pettigrew and T Corey Hilliard.
- Amassed 39 tackles, four sacks and an interception as a senior.
- Member of the Lombardi and Lott Trophy watch lists prior to his senior season.
- Posted a career-high 6.5 sacks to go along with 30 tackles and nine tackles for a loss as a junior in 2009.
- Led all OSU defensive linemen with 24 tackles in his sophomore season.
- Redshirted in 2006.

PERSONAL

- Attended Berkner (Texas) High School.
- First-team All-State selection as a senior.
- Dallas Morning News' area defensive player of the year.
- Has a younger brother (Ike) and older sister (Stacie).
- Son of Madumere Chinasa and Jolly Ibekewoaba.
- Earned degree in sports management.



PATRICK EDWARDS

Wide Receiver
Houston
Ht: 5-9
Born: 10/25/88
Draft: FA '12-Det

Rookie
Wt: 175
Hearne, Texas

83

TRANSACTIONS

- Signed by the Detroit Lions as an undrafted rookie free agent on May 10, 2012.

COLLEGE

- Ranked second in college football with 4,471 receiving yards and fourth with 43 touchdowns over the last decade. Was named the 2011 Conference USA Offensive Player of the Year. Named to C-USA first team as a senior as a part of the nation's top-ranked offense. Owns the C-USA records for career receiving yards and 100-yard games (17). Caught at least one pass in every game of his career (48).
- 2011 third team All-American honors. Named to C-USA second team as a punt returner along with his first team selection as a wide receiver.
- Ranked first in nation with 20 TD receptions, second with 1,752 receiving yards, sixth with 19.7 yards per catch and 15th with 89 catches.
- 10 catches, 228 yards and two TDs in 2011 Ticket City Bowl against Penn State. Top receiving performance in Cotton Bowl Stadium history. Had 7 receptions for 318 yards and 5 TDs in 2011 game against Rice, the top performance by a wide receiver in 2011.
- Returned 29 punts for 210 yards and one touchdown in 2011.
- 2010 first team All-Conference USA as receiver and second team All-Conference as punt returner. All-America Honorable Mention by SI.com. Caught 71 passes for 1,100 yards and 13 touchdowns. Ranked 15th in the nation with 91.7 receiving yards per game in 2010.
- Ninth in the NCAA with a 15.4 punt return average, returning 29 punts for 231 yards and one touchdown in 2010.
- 2009 All-Conference USA second team as a wide receiver.
- Caught 85 passes for 1,021 yards and 6 touchdowns in 2009.
- 46 receptions for 624 yards and 4 touchdowns as a redshirt freshman.

PERSONAL

- Played at Hearne HS (Tex.) for coach Ralph Lymas. Helped team to 8-5 record and trip to the state quarterfinals. Named first team All-State as senior.
- Also All-Region and All-District basketball player.
- Son of Patrick Dixon and Patricia Edwards.



DEREK DIMKE

Kicker
Illinois
Ht: 6-0
Born: 4/16/90
Draft: FA '12-Det

Rookie
Wt: 180
Rockford, Ill.

3

TRANSACTIONS

- Signed by the Detroit Lions as an undrafted rookie free agent on May 10, 2012.

COLLEGE

- Finished his career as the most accurate kicker in Illini history after making 39-of-48 field goals (84.8 pct). He also tops the program record books for PAT accuracy, making all 89 of his PATs, the most without a miss in school history. Ranks sixth all-time in scoring with 206 career points. Three-time Academic All-Big Ten honoree.
- Named 2011 Honorable Mention All-Big Ten by coaches and media. Was 2011 Big Ten Special Teams player of the week after scoring 11 points, making all three of his field goal attempts and both PATs.
- Made all eight PATs in 2011 game against South Dakota State, the second most single-game PATs made in UI history.
- Had 16 kickoff touchbacks on 57 kicks in 2011.
- 2010 second team All-Big Ten by coaches, Honorable Mention All-Big Ten by media, and Lou Groza Award Semifinalist. Was awarded Big Ten Special Teams Player of the Week after becoming the first UI player in four years to hit four field goals in a game, including a 50-yarder in a 2010 win over Penn State.
- Made 24-of-29 field goals and all 43 extra points, totaling 115 points, second on the team in scoring in 2010.
- Led Big Ten and ranked sixth in the nation in field goals per game (1.89) in 2010.
- Made all five field goal attempts and all 12 extra points in 2009. Averaged 63.3 yards on 53 kickoffs, including 12 touchbacks.
- Took over kickoff duties midway through the 2008 season, averaging 61.2 yards. Had a season-high 66.2 yard kickoff average against Western Michigan at Ford Field.

PERSONAL

- Was named second team All-State by Chicago Tribune as a senior at Boylan High School and was ranked as the 13th best placekicker recruit by Scout.com.
- Holds Illinois state playoff record after hitting a 54-yard field goal.
- Was tutored by NFL Kicker Billy Cundiff and former NFL kickers Filip Filipovic and Matt Bahr.
- Son of Tim and Debra Dimke.



DAN GERBERRY

Center
Ball State
Ht: 6-3
Born: 11/10/85
Draft: FA '09-Det

1st Year
Wt: 302
Austintown, Ohio

64

TRANSACTIONS

- Signed by the Lions to 2012 Reserve/Future contract January 10, 2012.
- Re-signed by the Lions January 3, 2011.
- Signed to Detroit's practice squad September 6, 2010.
- Released by Lions September 4, 2010.
- Signed to Detroit Lions active roster December 23, 2009.
- Released by Detroit Lions September 5, 2009 and signed to the team's practice squad September 6, 2009.
- Signed by Detroit Lions as an undrafted rookie free agent May 1, 2009.

PRO

- Re-signed with Detroit January 3, 2011. Spent 2010 on Lions' practice squad. First signed by Lions as 2009 undrafted rookie free agent.
- 2010: Spent the season on the Lions' practice squad.
- 2009: Signed from the Lions practice squad December 23, 2009.
- Inactive at San Francisco (12/27) and vs. Chicago (1/3).

COLLEGE

- As a senior center for Cardinals in 2008, started all 14 games and was an All-Mid-American Conference First Team selection and part 12-2 team that advanced to school's first MAC championship game and made back-to-back bowl game appearances for the first time in school history.
- He was part of an offensive line which ranked first in the MAC and fourth in the nation for fewest sacks allowed at 1.0 per game.
- A 2008 team co-captain, Gerberry blocked for an offense which ranked 24th in the nation in passing with 258.0 yards per game and helped RB MQuale Lewis set a single-season rushing record with 1,736 yards.
- Gerberry also protected junior QB Nate Davis, who was selected by the San Francisco 49ers in the 2009 NFL Draft, after passing for 9,233 yards and 74 touchdowns in his collegiate career.
- Gerberry started in all 50 games for the Cardinals.

PERSONAL

- Earned two letters in football for Coach Neal Kopf at Austintown Fitch HS.
- All-Federal League as a senior after earning All-Steel Valley Conference Second-Team honors as a junior. All-Northeast Ohio as a senior. Received honorable mention on the all-state team as a senior.
- Member of National Honor Society.
- Son of Ron and Kathy Gerberry and has one sister and one brother.



ALEX GOTTLIEB

Tight End
William & Mary
Ht: 6-4
Born: 7/4/90
Draft: FA '12-Det

Rookie
Wt: 255
Delray Beach, Fla.

49

TRANSACTIONS

- Signed by the Detroit Lions as an undrafted rookie free agent on May 10, 2012.

COLLEGE

Received first team All-CAA honors as a senior and junior. Totaled 75 catches for 905 yards and five touchdowns in his 45-game career.

- 2011 fourth-team All-America honors from Phil Steele as a senior.
- Ranked second on 2011 squad with 33 catches and 424 yards. His 12.8 yards per catch ranked just outside of the CAA's Top 10.
- Recorded multiple catches in all 2011 league games, totaling 26 receptions for 322 yards.
- 2010 second team All-American honors from The Sports Network as a junior.
- Led CAA in 2010 among tight ends with 34 catches and 350 yards with three touchdowns. All three scores came in the final five games.
- 2009: Appeared in all 14 games and received six starts.
- Registered three catches for 47 yards and one touchdown in 2009.
- Appeared in nine games, tallying five catches for 84 yards in 2008.

PERSONAL

Played at American Heritage School (Delray Beach, Fla.) and was co-captain of Florida 1A State Championship Team.

- Was invited to the Outback Bowl All-Star Game as a senior.
- Started playing career as a quarterback.
- Son of Gary Gottlieb and the late Deborah Gottlieb.



STEPHFON GREEN

Running Back
Penn State
Ht: 5-10
Born: 5/28/89
Draft: FA '12-Det

Rookie
Wt: 193
Bronx, N.Y.

43

TRANSACTIONS

- Signed by the Detroit Lions as an undrafted rookie free agent on May 10, 2012.

COLLEGE

Tallied 285 career carries for 1,351 yards and 14 touchdowns. Added 40 catches for 453 receiving yards and one receiving touchdown out of the backfield during his career. Also returned 21 kickoffs for 439 yards during the 2010 and 2009 seasons.

- Appeared in the final eight games of 2011 season as the team's primary backup after missing the first five games.
- Rushed for season totals of 266 yards and six touchdowns on 61 carries in 2011.
- Registered 15 carries for 63 yards and a touchdown in Penn State's 2011 Ticket City Bowl loss to Houston.
- Ran for 71 yards and two touchdowns on 17 carries against Nebraska and 93 yards and two touchdowns on 16 carries against Ohio State in back-to-back weeks in late 2011.
- Played in all 13 games in 2010 and was third on the team with 188 rushing yards on 48 carries with one touchdown.
- Became the 38th Nittany Lion to surpass 1,000 career rushing yards.
- Second on PSU with 17 kickoff returns for a 19.8-yard average. In 2010.
- Played in 11 games, gaining 319 yards on 71 carries with three touchdowns during 2009 season. Added 80 receiving yards on six receptions.
- His 25.5-yard kickoff return average led the team in 2009.
- In 2009, Green and fellow running back Evan Royster became first tandem in Penn State history to both eclipse the 100-yard mark in the same game in the conference era.
- 2008: Ran for 578 yards on 105 carries and four touchdowns, playing in all 13 games. Added 15 receptions for 268 yards.

PERSONAL

First-team All-Conference playing for Coach Alex Vega at JFK High School, rushing for 740 yards and 10 touchdowns as a senior, averaging 14.8 yards per carry.

- Added 21 tackles and two interceptions on defense.
- Rushed for over 1,000 yards as a junior.



EDMON MCCLAM

Defensive End
Old Dominion
Ht: 6-6
Born: 2/17/89
Draft: FA '12-Det

Rookie
Wt: 280
Coward, S.C.

75

TRANSACTIONS

- Signed with the Detroit Lions as an undrafted rookie free agent in 2012.

COLLEGE

- Appeared in 11 games in 2011, collecting six career kick blocks, one shy of tying the FCS career record (7 – Tim Hauck, Montana, 1987-89). Added his sixth blocked PAT against Savannah State and had 23 tackles (8 solo, 15 assisted), 4.5 tackles for loss and two sacks on the season.
- Claimed the NCAA Division I record for most blocked PAT's by a single player in a game (FCS or FBS) with three against the Chowan Hawks in 2009. Also set a FCS season record by blocking five PATs.
- At Louisburg College in 2008, McClam saw action in nine games, totaling 32 tackles (18 solo), 12 tackles for loss, three sacks and three forced fumbles.

PERSONAL

- Attended Lake City High School in North Carolina.
- Son of Sharon McClam and the late Samuel McClam.



JACQUES MCCLENDON

Guard

Tennessee

Ht: 6-3

Born: 12/10/87

Draft: '10, R4 (129)- Ind Acquired: '11, W-Ind

2nd Year

Wt: 324

Cleveland, Tenn.

63

TRANSACTIONS

- Claimed off waivers by the Detroit Lions on September 4, 2011.
- Released by the Indianapolis Colts on September 3, 2011.
- Drafted by the Colts in the fourth round of the 2010 NFL Draft.

PRO

Appeared in four games as a reserve in 2010.

- Saw time on special teams and at tight end.
- Was active in Wild Card playoff game vs. New York Jets (1/8/10).

COLLEGE

Four-year letterman who started 26 career games at right guard.

- Academic All-SEC.
- Versatile along the offensive line.
- Holds UT bench press record lifting 645 pounds.
- Holds degree in economics.
- 2009: Started all 13 games as a senior and helped team make the Chick-Fil-A Bowl.
- Part of Vols' offensive line that led nation in fewest sacks allowed with four in 2008.
- Led team with 46 credit hours passed.
- Part of Vols' 2007 offensive line that led nation in fewest sacks allowed with four.
- Starting QB Erik Ainge was sacked just three times in 519 pass attempts, setting the major college record for a minimum of 300 attempts.
- Made first career start in 2006 Outback Bowl vs. Penn State.

PERSONAL

Attended The Baylor School in Cleveland, Tenn.

- Parade, EA Sports and Street and Smith All-America choice.
- Played in U.S. Army All-American Bowl.
- Tennessee Gatorade Player-of-the-Year and Div. II Mr. Football.


CARMEN MESSINA

 Linebacker
New Mexico
Ht: 6-2
Born: 9/8/88
Draft: FA '12-Det

 Rookie
Wt: 236
Addison, Ill.

47
TRANSACTIONS

- Signed to the Detroit Lions as an undrafted rookie free agent on May 10, 2012.

COLLEGE

- A two-time first team All-Mountain West selection, Messina finished his career with the Lobos as the Mountain West all-time leader in tackles with 454, as well as third on the school's career tackles list. His record ranks above two New Mexico alumni who had long NFL careers, including Brian Urlacher (442 tackles) and Robin Cole (406 tackles).
- 2011 First team All-Mountain West after leading the conference in tackles with 142 for the third-consecutive season, also finishing tied for sixth nationally.
- Posted nine double-digit tackle games as a junior, including a career-high performance of 21 tackles in the season finale against No. 8 ranked Boise State.
- Second team All-Mountain West in 2010. Led the team and conference in tackles (115) for the second-consecutive season, becoming the first Lobo since Brian Urlacher (1998-99) to have back-to-back 100-tackle seasons.
- Named first team All-Mountain West in 2009 in addition to Honorable Mention All-America recognition by both CollegeFootballNews.com and SI.com.
- Teammates voted him Defensive Player of the Year and co-Defensive Captain of the year as a sophomore, becoming the youngest Lobo to win Defensive MVP since 1994.
- Made his lone start in week six at Wyoming in 2008 as a redshirt freshman and had 35 tackles, 3.5 tackles for loss and 1.5 sacks on the season.

PERSONAL

- An all-state linebacker and running back at Addison, Ill. Trail High School under head coach Paul Parpet, Messina finished as the Blazers' career rushing leader with more than 3,000 yards and 40 touchdowns.
- Cousin Richard Coardy played at Texas A&M and was a member of the St. Louis Rams 2000 Super Bowl Championship team
- Son of Louis and Donna Messina.


KELLEN MOORE

 Quarterback
Boise State
Ht: 6-0
Born: 7/12/89
Draft: FA '12-Det

 Rookie
Wt: 197
Prosser, Wash.

17
TRANSACTIONS

- Signed to the Detroit Lions as an undrafted rookie free agent on May 10, 2012.

COLLEGE

- In four seasons at Boise State, Moore's totals in pass attempts, completions, passing yards, touchdowns, pass efficiency rating and total offense all rank in the Top-10 on the school's record lists. His 142 touchdown passes are the second-highest total in NCAA Football Bowl Subdivision ranks, while his 14,667 passing yards rank fifth, 14,534 yards in total offense rank eighth and average of 8.85 yards gained per pass attempt rank 12th in NCAA annals. Moore started 52-of-53 career games.
- 2011: Moore was selected as the MWC Offensive Player of the Year, a finalist for the Maxwell Award (Outstanding Player) and a semifinalist for the Walter Camp Player of the Year Award.
- Set MWC season-record for touchdown passes (43) in 2011 and became the first player in NCAA Football Subdivision history to pass for over 3,000 yards and gain over 3,000 yards in total offense for the fourth-consecutive season.
- Was one of the four finalists for the 2010 Heisman Trophy. Completed 273-of-383 passes for 3,845 yards and 35 touchdowns.
- Named 2009 first team All-American by ESPN.com, Sports Illustrated and CBS Sports, finishing seventh in the Heisman Trophy race.
- Led Boise State to a perfect 14-0 record and a 17-10 win over TCU in the 2009 Tostito's Fiesta Bowl.
- Set the NCAA season record for the highest percentage of passes completed by a freshman (281-Of-405, 69.38 pct) in 2008. Named WAC Freshman of the Year and second team all-conference.

PERSONAL

- Lettered four times in both football and basketball at Prosser High School, where he played football for his father, Tom Moore.
- Finished his high school football career finishing 787-of-1,195 passes (65.9 pct) for 11,367 yards and 173 touchdowns.


WALLACE MILES

 Wide Receiver
North Carolina A&T
Ht: 6-0
Born: 8/1/89
Draft: FA '12-Det

 Rookie
Wt: 191
Atlanta, Ga.

15
TRANSACTIONS

- Signed to the Detroit Lions as an undrafted rookie free agent for the 2012 season.

COLLEGE

- Miles ended his career as one of the most accomplished receivers in A&T history as he led the Aggies in receiving yards as a senior to become the first player in school history to lead the team in receiving yards for four-straight seasons. Miles tied the school record for career receptions made with 172, while his 2,238 yards receiving ranks second all-time. Also finished his career with a school record eight 100-yard receiving games and as a senior became the first Aggie to record 1,000 yards receiving in a single season.
- Started all 11 games and recorded 1,048 yards receiving and six touchdowns on 70 receptions.
- Ranked 14th in the nation in receptions per game (6.36) and was 10th in receiving yards per game (95.27)
- Ranked sixth in the MEAC and 86th nationally in all-purpose yards after returning 11 punts for 78 yards in addition to his receiving numbers.
- Played in 11 games with nine starts in 2010 and made 34 receptions for 508 yards.
- Finished seventh in the conference in receiving yards per catch with 14.9.
- Established himself as the Aggies' primary receiver during his 2009 sophomore year, leading the Aggies in receiving yards and receptions. Played in 10 games with nine starts.
- Had a career game against N.C. Central on Oct. 3 where he made four catches for a career-high 101 yards and two touchdowns.
- Played in 11 games with seven starts on the 2008 season. Made a team-high 26 catches for 188 yards and one touchdown.

PERSONAL

- Played two varsity seasons under high school head coach Dallas Allen.


SLADE NORRIS

 Linebacker
Oregon State
Ht: 6-2
Born: 10/25/85

 3rd Year
Wt: 232
Portland, Oregon
Draft: '09, RA (126)-Oak Acquired: '11, FA-Jax

53
TRANSACTIONS

- Signed by the Detroit Lions practice squad on November 22, 2011.
- Released by the Jaguars on August 25, 2011.
- Moved to the active roster by the Jaguars on December 2, 2010.
- Signed to the Jacksonville Jaguars practice squad on November 10, 2010.
- Released by the Seahawks on November 2, 2010.
- Signed to the Seattle Seahawks practice squad on September 29, 2010.
- Released by the Raiders on September 23, 2010.
- Signed to the Raiders practice squad on September 5, 2010.
- Released by the Raiders on September 4, 2010.
- Placed on injured reserve on December 30, 2009.
- Moved to the active roster by the Raiders on November 25, 2009.
- Signed to the Raiders practice squad on September 6, 2009.
- Released by the Raiders on September 5, 2009.
- Drafted in the fourth round of the 2009 NFL Draft by the Oakland Raiders

PRO

- Signed to the 2011 Lions practice squad.
- Appeared in nine career games with Oakland and Jacksonville.

COLLEGE

- Appeared in 39 career games with the Beavers.
- Recorded 82 career tackles, 28.5 for a loss, 19 sacks, 2 pass defenses, 3 forced fumbles, and a fumble recovery.
- Posted 10 sacks his senior season.
- Moved to defensive end from linebacker before his junior season.
- Former walk-on.

PERSONAL

- Attended Jesuit High School in Portland.
- Lettered in both football and basketball in addition to football.
- Son of Randy and Sue Norris.
- Has one brother, Zane.


J.C. ORAM

Guard
Weber State
Ht: 6-4
Born: 7/18/89
Draft: FA '12-Det

Rookie
Wt: 300
Marriott-Slaterville, Utah

73
TRANSACTIONS

- Signed with the Detroit Lions as an undrafted rookie free agent on May 10, 2012.

COLLEGE

Oram finished his career at Weber State in 2011, starting in 47 of the 48 games he played. Named a consensus All-American as a senior.

2011: Member of the offensive line that blocked for all-conference QB Mike Hoke as well as the Wildcat rushing offense, which finished fourth in the Big Sky Conference. Oram was named first-team All-American by the Associated Press, American Football Coaches Association and Walter Camp. Was also voted to the first team All-Big Sky Conference for the second-straight season.

2010: Earned second team All-American honors by The Sports Network and was named to the Big Sky All-Conference First Team as one of the top offensive guards.

2009: Earned second team All-Big Sky Conference honors after helping the Wildcats to a 7-5 overall record and a 6-2 slate in conference play. Played and started in all 12 games.

2008: Earned second team All-Big Sky Conference honors as a redshirt freshman as a member of the Wildcat offensive line that helped Weber State to a 10-4 overall record (7-1, Big Sky). The Wildcats were Co-Big Sky Conference champions that year, the school's first league title since 1968. The Wildcats knocked off No. 3 ranked Cal Poly 49-35 in the opening round of the NCAA Division I FCS playoffs.

PERSONAL

- Named first team All-State Class 5A at Fremont High School, helping the Silverwolves to the 2006 5A semifinal game.
- Full name is Joseph C. Oram.
- Graduated from Weber State in Technical Sales.


NATHAN OVERBAY

Tight End
Eastern Washington
Ht: 6-5
Born: 1/4/87
Draft: '10, FA-TB

1st Year
Wt: 270
Lakewood, Wash.
Acquired: '11, FA-TB

46
TRANSACTIONS

- Signed to the Detroit Lions practice squad on September 14, 2011.
- Released by the Tampa Bay Buccaneers on September 3, 2011.
- Promoted from the Buccaneers practice squad to active roster on December 20, 2010.
- Signed to the Buccaneers practice squad on October 26, 2010.

PRO

- Signed to the Lions 2011 practice squad.
- On the Tampa Bay Buccaneers active roster for final two games of 2010 season.
- On Buccaneers 2010 practice squad.

COLLEGE

- Three-year starter at tight end for the Eagles.
- Finished his career with 93 receptions for 1189 yards and 19 touchdowns.
- First-team All-Big Sky as a senior in 2009.
- Had 51 catches for 588 yards and a league-high 13 touchdowns as a senior.
- Earned honorable mention All-Big Sky in 2008.

PERSONAL

- Graduated from W.F. High in 2005.
- Was a first-team All-State selection by the Seattle Times and the Tacoma News-Tribune as a wide receiver.
- Nephew of Arizona Diamondbacks first basemen Lyle Overbay.


RONNIE SNEED

Linebacker
Kentucky
Ht: 6-2
Born: 6/26/89
Draft: FA '12-Det

Rookie
Wt: 241
Tallahassee, Fla.

49
TRANSACTIONS

- Signed to the Detroit Lions as an undrafted rookie free agent on May 10, 2012.

COLLEGE

Sneed was a two-year starter at linebacker for the Wildcats, capped by a great senior season. Finished his tenure at Kentucky with 148 tackles, 7.5 tackles for loss, two interceptions and three pass breakups. Single-game high was 11 tackles at No. 1 LSU during his senior season and helped Kentucky to four-consecutive bowl games from 2007-2010.

- Started every game at linebacker in 2011, tying for third on the team in tackles with 71. Recorded two double-digit tackle games and nabbed his first interception against Western Kentucky in the season opener.
- Ended the year with an interception in Kentucky's historic win over Tennessee.
- Started every game at middle linebacker in 2010 and finished third on the team in tackles with 62, 47 of them coming in SEC games.
- Had five tackles for loss and tied for the team lead with five quarterback hurries.
- Played in 11 games in 2008 and totaled 14 tackles, including a season-high three stops against Florida.
- Played in six games as a redshirt freshman, notching his first career tackle in Kentucky's AutoZone Liberty Bowl victory over East Carolina.

PERSONAL

- Chosen first team All-State by the Florida Sportswriters as a three-year starter at Florida High School under head coach Jarrod Hickman
- Accounted for more than 120 tackles in both his junior and senior seasons.
- Earned All-Big Bend Area All-District honors senior year.
- Four-year member of the school's weightlifting team, advancing to the state weightlifting meet as a senior.
- Son of Ron and Natalie Sneed.


TERRENCE TOLIVER

Wide Receiver
Louisiana State
Ht: 6-5
Born: 5/7/88
Draft: '11, FA-Hou

Rookie
Wt: 204
Hempstead, Texas
Acquired: '11, FA-Det

82
TRANSACTIONS

- Signed to the Detroit Lions practice squad on November 8, 2011.
- Released by the Texans on September 12, 2011.
- Placed on injured reserve by the Texans on September 3, 2011.
- Signed by the Houston Texans as an undrafted rookie free agent on July 28, 2011.

PRO

- Member of the 2011 Detroit Lions practice squad.
- Participated in the Houston Texans 2011 training camp.
- Saw action in three preseason games.

COLLEGE

- 2011 Cotton Bowl Offensive MVP, 2007 All-SEC freshman team member.
- Played in 53 games for LSU, starting 31 times.
- Finished his career with 126 receptions, 1,820 yards and 12 touchdowns.
- Led LSU in receiving with 41 catches for 579 yards and five touchdowns in his senior season.
- Tied a Cotton Bowl record with a career-best 3 touchdown receptions in 41-24 win over Texas A&M.
- Had his most productive season at LSU with 53 catches for 735 yards and three touchdowns as a junior.
- Caught 10 passes for 249 yards and 3 TDs in his freshman season.

PERSONAL

- Attended Hempstead High School.
- Rated No. 1 wide receiver in America by Scout.com and ESPN.com.
- Parade All-American.
- Played in the U.S. Army All-American Bowl.
- Was the Texas state long jump champion.
- Son of Terry Toliver and Sheila Williams.
- Has five siblings.



ROSS WEAVER

Defensive Back
Michigan State
Ht: 6-1
Born: 1/9/87
Draft: '10, FA-Mia

1st Year
Wt: 203
Southfield, Mich.
Acquired: '11, FA-Dal

38

TRANSACTIONS

- Signed to the Detroit Lions practice squad December 27, 2011.
- Released by the Cowboys August 16, 2011.
- Signed to the Cowboys active roster January 3, 2011.
- Signed to the Dallas Cowboys practice squad November 4, 2010.
- Released by the Seahawks September 14, 2010.
- Signed to the Seattle Seahawks practice squad September 6, 2010.
- Released by the Dolphins September 4, 2010.
- Signed as an undrafted free agent by the Miami Dolphins April 30, 2010.

COLLEGE

Four-year letter winner at Michigan State. Voted as a team captain as a senior.

- Started 17 career games.
- Had a career-high nine tackles, a forced fumble and an interception vs. Texas Tech in the 2010 Valero Alamo Bowl.
- Tied for the team lead with 7 pass breakups as a senior.

PERSONAL

- Attended Southfield High School.
- Lettered in both football and track.
 - Earned all-state honors in 2004.
 - Majored in mechanical engineering at MSU.
 - Son of Ross and Tonya Weaver.



AUSTIN WELLS

Tight End
Northern Iowa
Ht: 6-3
Born: 3/28/89
Draft: FA '12-Det

Rookie
Wt: 255
Norfolk, Neb.

45

TRANSACTIONS

- Signed to the Detroit Lions as an undrafted rookie free May 10, 2012.

COLLEGE

Finished his tenure at Northern Iowa with 43 receptions for 624 yards.

- Had eight receptions for 63 yards during his senior year in 2011, his longest (16) coming against Stephen F. Austin on Sept. 10.
- At Nebraska-Omaha in 2010, Wells played in 10 games and finished fourth on the team with 279 receiving yards on 12 catches. Also had five touchdown receptions.
- Appeared in 11 games in 2009, hauling in 20 receptions for 248 yards and two touchdowns. Had a career-high performance for 59 yards receiving against Washburn.
- Appeared in eight games, catching three passes for 34 yards with one touchdown coming against Nebraska-Kearney.
- Redshirted. Earned Pearey Award for most improved receiver in spring practice.

PERSONAL

Had 19 receptions for 200 yards as a senior at Norfolk High School under head coach Tom Olson.

- Was a three-sport athlete at Norfolk, lettering in football, basketball and track.
- Son of Larry and Josi Wells. Has a brother, Jordan, and a sister, Katelyn.



LIONS ROSTER MOVES

JANUARY 2012

January 1:.....The Lions deactivated QB Drew Stanton, S Louis Delmas, CB Aaron Berry, RB Joique Bell, S Ricardo Silva, G Leonard Davis, and DT Corey Williams.
January 7:.....The Lions deactivated QB Drew Stanton, CB Brandon McDonald, RB Joique Bell, S Chris Harris, LB Doug Hogue, G Leonard Davis, and DT Andre Fluellen.
January 10:.....The Lions signed DE Ugo Chinasa, C Dan Gerberry, WR Marcus Harris, WR Nate Hughes, G Jacques McLendon, LB Slade Norris, TE Nathan Overbay, WR Terrence Toliver and DB Ross Weaver to 2012 Reserve/Future contracts.

FEBRUARY 2012

February 6:.....Waived DE Cody Brown from the Reserve/Did Not Report list

MARCH 2012

March 12:.....Released TE Will Heller
March 16:.....Signed FB James Bryant
March 19:.....Re-signed P Ben Graham
March 20:.....Re-signed T Jeff Backus, S Erik Coleman and DT André Fluellen
March 21:.....Re-signed LS Don Muhlbach; sign CB Jacob Lacey
March 22:.....Re-signed TE Will Heller, QB Shaun Hill, LB Ashlee Palmer and LB Stephen Tulloch; sign DE Everette Brown
March 30:.....Re-signed RB Kevin Smith

APRIL 2012

April 16:.....Re-signed T Corey Hilliard and LB DeAndre Levy
April 19:.....Re-signed DT Sammie Hill

MAY 2012

May 1:.....Signed WR Lance Long
May 10:.....Signed G Rodney Austin, T Quinn Barham, G Pat Boyle, WR Troy Burrell, DT Michael Cosgrove, K Derek Dimke, WR Patrick Edwards, TE Alex Gottlieb, RB Stephfon Green, WR Jared Karstetter, S Alonzo Lawrence, DE Edmon McClam, LB Carmen Messina, QB Kellen Moore, G J.C. Oram, LB Ronnie Sneed and TE Austin Wells

JUNE 2012

June 5:.....Released WR Jared Karstetter and re-signed WR Maurice Stovall
June 11:.....Signed WR Jarett Dillard
June 21:.....Released WR Troy Burrell and DB Alonzo Lawrence, signed QB R.J. Archer and claimed DB Dontrell Johnson off waivers
June 25:.....Released S Sam Proctor and sign S Sean Jones
June 28:.....Released G Pat Boyle and signed LS Matt Camilli

JULY 2012

July 23:.....Released CB Aaron Berry and signed WR Dominique Curry
July 24:.....Placed CB Chris Greenwood and DE Ronnell Lewis on Active/Physically Unable to Perform list; placed WR Ryan Broyles on Active/Non-Football Injury list; released T Johnny Culbreath and signed T Jonathan Scott
July 25:.....Released WR Marcus Harris and signed CB Justin Miller
July 26:.....Released CB Ross Weaver and signed CB Drew Coleman
July 31:.....Released CB Dontrell Johnson and signed CB Ross Weaver

AUGUST 2012

August 1:.....Released LS Matt Camilli and waived/injured DT Michael Cosgrove and signed G Pay Boyle and DT Tracy Roberston
August 3:.....Waived/injured LB Ronnie Sneed and signed LB Korey Bosworth

2012 DETROIT LIONS ALPHABETICAL ROSTER

Updated: August 4, 2012

No.	Name	Pos	Ht	Wt	Age	Birthdate	Exp	College	Hometown	How Acq	2011	G	S	DNP	I
8	Archer, R.J.	QB	6-2	220	25	8/5/87	1	William & Mary	Charlottesville, Virginia	FA '12	0	0	0	0	
74	Austin, Rodney	G	6-4	311	23	12/4/88	R	Elon	Charlotte, N.C.	FA '12	0	0	0	0	
92	Avril, Cliff	DE	6-3	260	26	4/8/86	5	Purdue	Green Cove Springs, Fla.	D-3c '08	16	16	0	0	
76	Backus, Jeff	T	6-5	305	34	9/21/77	12	Michigan	Norcross, Ga.	D-1 '01	16	16	0	0	
35	Bell, Joique	RB	5-11	220	26	8/4/86	2	Wayne State	Benton Harbor, Mich.	FA '11	0	0	0	1	
28	Bentley, Dwight	CB	5-10	176	23	5/16/89	R	Louisiana-Lafayette	Pahokee, Fla.	D-3 '12	0	0	0	0	
44	Best, Jahvid	RB	5-10	199	23	1/30/89	3	California	Richmond, Calif.	D-1b '10	6	6	0	5	
49w	Bosworth, Korey	LB	6-1	242	25	11/21/86	2	UCLA	Irving, Texas	FA '12	0	0	0	0	
61	Boyle, Pat	G	6-5	301	22	5/30/90	R	Temple	Towson, Md.	FA '12	0	0	0	0	
59	Brown, Everette	DE	6-1	256	25	8/7/87	3	Florida State	Stantonsburg, N.C.	FA '12	0	0	0	0	
74	Broyles, Ryan	WR	5-10	188	24	4/9/88	R	Oklahoma	Norman, Okla.	D-2 '12	0	0	0	0	
40b	Byrant, James	FB	6-3	257	26	12/18/85	R	Louisville	Reading, Pa.	FA '12	0	0	0	0	
13	Burleson, Nate	WR	6-0	198	30	8/19/81	10	Nevada	Seattle, Wash.	UFA-Sea '10	16	11	0	0	
31	Carey, Don	S	5-11	192	25	2/14/87	4	Norfolk State	Norfolk, Va.	FA '11	5	0	0	4	
77	Cherilus, Gosder	T	6-7	325	28	6/28/84	5	Boston College	Somerville, Mass.	D-1 '08	16	15	0	0	
69	Chinasa, Ugo	DE	6-5	252	24	7/30/88	1	Oklahoma State	Richardson, Texas	FA '11	0	0	0	0	
40w	Coleman, Drew	CB	5-9	180	29	4/22/83	7	TCU	Henderson, Texas	FA '12	0	0	0	0	
24	Coleman, Erik	S	5-10	207	30	5/6/82	9	Washington State	Spokane, Wash.	FA '11	4	0	0	1	
18	Curry, Dominique	WR	6-2	223	23	6/18/88	2	California (Pa.)	Philadelphia, Pa.	FA '12	0	0	0	0	
26	Delmas, Louis	S	5-11	202	25	4/12/87	4	Western Michigan	North Miami Beach, Fla.	D-2 '09	11	11	0	5	
3	Dimke, Derek	K	6-0	180	22	4/6/90	R	Illinois	Rockford, Ill.	FA '12	0	0	0	0	
12	Dillard, Jarett	WR	5-11	190	26	12/21/85	3	Rice	San Antonio, Texas	FA '12	0	0	0	0	
6	Donahue, Ryan	G	6-1	190	24	3/17/88	R	Iowa	Evergreen Park, Ill.	FA '11	8	0	0	0	
52	Durant, Justin	LB	6-1	240	26	8/20/85	6	Hampton	Florence, S.C.	UFA-Jax '11	13	12	0	3	
83	Edwards, Patrick	WR	5-9	175	23	10/25/88	R	Houston	Hearne, Texas	FA '12	0	0	0	0	
98	Fairley, Nick	DT	6-4	298	24	1/23/88	2	Auburn	Mobile, Ala.	D-1 '11	10	0	0	6	
96	Fuelsen, Andre	DT	6-2	302	27	3/7/85	5	Florida State	Cartersville, Ga.	D-3b '08	13	0	0	3	
70	Fox, Jason	T	6-6	314	24	5/2/88	3	Miami (Fla.)	Fort Worth, Texas	D-4 '10	0	0	0	8	
65	Gandy, Dylan	G	6-3	295	30	3/8/82	7	Texas Tech	Harlingen, Texas	FA '09	16	0	0	0	
64	Gerberry, Dan	C	6-3	302	26	11/10/85	1	Ball State	Austintown, Ohio	FA '09	0	0	0	0	
49b	Gottlieb, Alex	TE	6-4	255	22	7/14/90	R	William & Mary	Delray Beach, Fla.	FA '12	0	0	0	0	
2	Graham, Ben	P	6-5	236	38	11/27/73	8	Deakin (Australia)	Geelong, Victoria (Australia)	FA '11	7	0	0	0	
36	Green, Jonté	CB	6-0	184	23	7/19/89	R	New Mexico State	St. Petersburg, Fla.	D-6 '12	0	0	0	0	
43b	Green, Stephfon	RB	5-10	193	23	5/28/89	R	Penn State	Brox, N.Y.	FA '12	0	0	0	0	
21	Greenwood, Chris	CB	6-1	193	23	10/09/89	R	Albion College	Detroit, Mich.	D-5b '12	0	0	0	0	
4	Hanson, Jason	K	6-0	190	42	6/17/70	21	Washington State	Spokane, Wash.	D-2b '92	16	0	0	0	
89	Heller, Will	TE	6-6	275	31	2/28/81	10	Georgia Tech	Dunwoody, Ga.	UFA-Sea '09	16	6	0	0	
91	Hill, Sammie	DT	6-4	329	25	11/8/86	4	Stillman	West Blockton, Ala.	D-4 '09	16	3	0	0	
14	Hill, Shaun	QB	6-3	220	32	1/9/80	11	Maryland	Parsons, Kan.	T-SF '10	2	0	14	0	
78	Hilliard, Corey	T	6-6	300	27	4/26/85	4	Oklahoma State	New Orleans, La.	FA '09	16	1	0	0	
57	Hogue, Doug	LB	6-2	226	23	2/1/89	2	Syracuse	Yonkers, N.Y.	D-5 '11	13	0	0	3	
23	Houston, Chris	CB	5-11	178	27	10/18/84	6	Arkansas	Austin, Texas	T-Atl '10	14	13	0	2	
86	Hughes, Nate	WR	6-2	195	27	1/18/85	3	Alcorn State	Starville, Miss	FA '11	0	0	0	0	
94	Jackson, Lawrence	DE	6-4	271	26	8/30/85	5	Southern California	Inglewood, Calif.	T-Sea '10	11	0	0	5	
81	Johnson, Calvin	WR	5-5	236	26	9/29/85	6	Georgia Tech	Tyrene, Ga.	D-1 '07	16	16	0	0	
32	Jones, Sean	S	6-1	220	30	3/2/82	9	Georgia	Atlanta, Ga.	UFA-TB '12	0	0	0	0	
21	Lacey, Jacob	CB	5-10	177	25	5/28/87	4	Oklahoma State	Garland, Texas	FA '12	0	0	0	0	
25	Leshoure, Mikell	RB	6-0	233	24	1/25/88	2	Illinois	Champaign, Ill.	D-2b '11	0	0	0	0	
54	Levy, DeAndre	LB	6-2	238	25	3/26/87	4	Wisconsin	Milwaukee, Wisc.	D-3a '09	16	16	0	0	
97	Lewis, Ronnell	DE	6-2	253	21	9/17/90	R	Oklahoma	Dewar, Okla.	D-4 '12	0	0	0	0	
50	Lewis, Travis	LB	6-2	222	24	11/5/88	R	Oklahoma	San Antonio, Texas	D-7 '12	0	0	0	0	
11	Logan, Stefan	RB	5-6	180	31	6/2/81	4	South Dakota	Miami, Fla.	W-Pit '10	16	1	0	0	
19	Long, Lance	WR	5-11	186	26	5/4/86	2	Mississippi State	Shelby Township, Mich.	FA '12	0	0	0	0	
75	McClam, Edmon	DE	6-6	280	23	2/17/89	R	Old Dominion	Coward, S.C.	FA '12	0	0	0	0	
63	McClendon, Jacques	G	6-3	324	24	12/10/87	2	Tennessee	Cleveland, Tn.	FA '11	0	0	0	4	
47	Messina, Carmen	LB	6-2	236	23	9/8/88	R	New Mexico	Addison, Ill.	FA '12	0	0	0	0	
15	Miles, Wallace	WR	6-0	191	23	8/1/89	R	North Carolina A&T	Atlanta, Ga.	FA '12	0	0	0	0	
43w	Mills, Justin	CB	5-11	186	28	2/14/84	5	Clemson	Owensboro, Ky.	FA '12	0	0	0	0	
20	Moore, Keillon	QB	6-0	197	23	7/12/89	R	Boise State	Proctor, Wash.	FA '12	0	0	0	0	
48	Muhlbach, Don	LS	6-4	265	30	1/17/81	9	Texas A&M	Lufkin, Texas	FA '04	16	0	0	0	
53	Norris, Slade	LB	6-2	232	26	10/25/85	2	Oregon State	Portland, Ore.	FA '11	0	0	0	0	
72	Oram, J.C.	G	6-4	300	23	7/18/89	R	Weber State	Mariott-Slaterville, Utah	FA '12	0	0	0	0	
46	Overbay, Nathan	TE	6-5	270	25	1/4/87	1	Eastern Washington	Lakewood, Wash.	FA '11	0	0	0	0	
58	Palmer, Ashlee	LB	6-1	236	26	4/7/86	4	Mississippi	Compton, Calif.	W-Buf '10	16	0	0	0	
66	Peterman, Stephen	G	6-4	323	30	1/11/82	4	Louisiana State	Waveland, Miss.	FA '06	16	16	0	0	
87	Pettigrew, Brandon	TE	6-5	265	27	2/23/85	4	Oklahoma State	Tyler, Texas	D-1b '09	16	16	0	0	
51	Raiola, Dominic	C	6-1	295	33	12/30/78	12	Nebraska	Honolulu, Hawaii	D-2a '01	16	16	0	0	
71	Reiff, Riley	T	6-6	313	22	12/1/88	R	Iowa	Parkston, S.D.	FA '12	0	0	0	0	
60	Robertson, Tracy	DT	6-4	280	22	9/26/89	R	Baylor	Houston, Texas	FA '12	0	0	0	0	
85	Scheffler, Tony	TE	6-5	255	29	2/15/83	7	Western Michigan	Chelsea, Mich.	T-Den '10	15	5	0	1	
73	Scott, Jonathan	T	6-6	318	28	1/10/83	7	Texas	Dallas, Texas	FA '12	0	0	0	0	
39	Silva, Ricardo	S	5-8	225	24	5/9/88	1	Hampton	Baltimore, Md.	FA '11	2	4	0	1	
67	Sims, Rob	G	6-3	312	28	12/6/83	7	Ohio State	Macedonia, Ohio	T-Sea '10	16	16	0	0	
27	Smith, Alphonso	CB	5-9	190	26	10/20/85	4	Wake Forest	Pahokee, Fla.	T-Den '10	11	1	0	5	
30	Smith, Kevin	RB	6-1	217	25	12/17/86	5	Central Florida	Miami, Fla.	FA '11	7	4	0	1	
42	Spivey, Amari	S	5-11	195	24	4/15/88	3	Iowa	Middleton, Conn.	D-3 '10	15	15	0	1	
9	Stafford, Matthew	QB	6-3	232	24	2/7/88	4	Georgia	Highland Park, Texas	D-1a '09	16	16	0	0	
80	Stovall, Maurice	WR	6-5	220	27	2/21/85	7	Notre Dame	Radnor, Pa.	UFA-TB '11	15	0	0	1	
90	Suh, Ndamukong	DT	6-4	307	25	1/6/87	3	Nebraska	Portland, Ore.	D-1a '10	14	14	0	0	
82	Toliver, Terrence	WR	6-5	204	24	5/7/88	1	Louisiana State	Hempstead, Texas	FA '11	0	0	0	0	
55	Tulloch, Stephen	LB	5-11	240	27	1/1/85	7	North Carolina State	Miami, Fla.	UFA-Ten '11	16	16	0	0	
33	Vanden Bosch, Kyle	DE	6-4	278	33	1/17/78	12	Nebraska	Larchwood, Iowa	UFA-Ten '10	16	16	0	0	
79	Weaver, Ross	CB	6-1	203	25	1/9/87	1	Michigan State	Southfield, Mich.	FA '12	0	0	0	0	
45	Wells, Austin	TE	6-3	255	23	3/28/89	R	Northern Iowa	Norfolk, Neb.	FA '12	0	0	0	0	
29	Wendling, John	S	6-1	222	29	6/4/83	6	Wyoming	Rock Springs, Wyo.	FA '10	16	1	0	0	
59	Whitehead, Tahir	LB	6-2	228	22	4/2/90	R	Temple	Newark, N.J.	D-5a '12	0	0	0	0	
99	Williams, Corey	DT	6-4	320	31	8/17/80	9	Arkansas State	Camden, Ark.	T-Cle '10	15	15	0	1	
34	Williams, Keiland	WR	5-11	230	25	8/14/86	3	Louisiana State	Lafayette, La.	W-Wash '11	15	0	0	1	
16	Young, Titus	WR	5-11	174	22	8/21/89	2	Boise State	Los Angeles, Calif.	D-2a '11	16	9	0	0	
79	Young, Willie	DE	6-4	251	26	9/19/85	3	North Carolina State	Palm Beach Gardens, Fla.	D-7a '10	14	0	0	2	

RESERVE/INJURED

62	Cosgrove, Michael	DT	6-4	300	23	5/29/89	R	Idaho	Las Vegas, Nev.	FA '12	0	0	0	0	
49	Sneed, Ronnie	LB	6-2	241	23	6/26/1989	R	Kentucky	Tallahassee, Fla.	FA '12	0	0	0	0	

RESERVE/NON FOOTBALL ILLNESS

36	Harrison, Jerome	RB	5-9	205	29	2/26/83	8	Washington State	Kalamazoo, Mich.	UFA-Phi '11	4	0	0	2	
----	------------------	----	-----	-----	----	---------	---	------------------	------------------	-------------	---	---	---	---	--

2012 DETROIT LIONS NUMERICAL ROSTER

Updated: August 4, 2012

No.	Name	Pos	Ht	Wt	Age	Birthdate	Exp	College	Hometown	How Acq	2011 G	S	DNP	I
2	Ben Graham	P	6-5	236	38	11/27/73	8	Deakin (Australia)	Geelong, Victoria (Australia)	FA '11	7	0	0	0
3	Derek Dimke	K	6-0	180	22	4/16/90	R	Illinois	Rockford, Ill.	FA '12	0	0	0	0
4	Jason Hanson	K	6-0	190	42	6/17/70	21	Washington State	Spokane, Wash.	D-2b '92	16	0	0	0
6	Ryan Donahue	P	6-3	190	24	3/17/88	2	Iowa	Evergreen Park, Ill.	FA '12	8	0	0	0
8	R.J. Archer	QB	6-2	220	25	8/5/87	1	William & Mary	Charlottesville, Virginia	FA '12	0	0	0	0
9	Matthew Stafford	QB	6-3	232	24	2/7/88	4	Georgia	Highland Park, Texas	D-1a '09	16	16	0	0
11	Stefan Logan	RB	5-6	180	31	6/21/81	4	South Dakota	Miami, Fla.	W-Pit '10	16	1	0	0
12	Jarett Dillard	WR	5-11	190	26	12/21/85	3	Rice	San Antonio, Texas	FA '12	0	0	0	0
13	Nate Burleson	WR	6-0	198	30	8/19/81	10	Nevada	Seattle, Wash.	UFA-Sea '10	16	11	0	0
14	Shaun Hill	QB	6-3	220	32	1/9/80	11	Maryland	Parsons, Kan.	T-SF '10	2	0	14	0
15	Wallace Miles	WR	6-0	191	23	6/1/89	R	North Carolina A&T	Atlanta, Ga.	FA '12	0	0	0	0
16	Titus Young	WR	5-11	174	22	8/21/89	2	Boise State	Los Angeles, Calif.	D-2a '11	16	9	0	0
17	Kellen Moore	QB	6-0	197	23	7/12/89	R	Boise State	Prosser, Wash.	FA '12	0	0	0	0
18	Dominique Curry	WR	6-2	223	23	8/16/88	2	California (Pa.)	Philadelphia, Pa.	FA '12	0	0	0	0
19	Lance Long	WR	5-11	186	26	5/4/86	2	Mississippi State	Shelby Township, Mich.	FA '12	0	0	0	0
21	Jacob Lacey	CB	5-10	177	25	5/28/87	4	Oklahoma State	Garland, Texas	FA '12	0	0	0	0
23	Chris Houston	CB	5-11	178	27	10/18/84	6	Arkansas	Austin, Texas	T-Ad '10	14	13	0	2
24	Erik Coleman	S	5-10	207	30	5/6/82	9	Washington State	Spokane, Wash.	FA '11	4	0	0	1
25	Mikel Leshoure	RB	6-0	233	24	1/25/88	2	Illinois	Champaign, Ill.	D-2b '11	0	0	0	0
26	Louis Delmas	S	5-11	202	25	4/12/87	4	Western Michigan	North Miami Beach, Fla.	D-2 '09	11	11	0	5
27	Alphonso Smith	CB	5-9	190	26	10/20/85	4	Wake Forest	Pahokee, Fla.	T-Den '10	11	1	0	5
28	Dwight Bentley	CB	5-10	176	23	5/16/89	R	Louisiana-Lafayette	Pahokee, Fla.	D-3 '12	0	0	0	0
29	John Wendling	CB	6-1	222	23	6/4/83	6	Wyoming	Rock Springs, Wyo.	FA '10	16	1	0	0
30	Kevin Smith	RB	6-1	217	25	2/17/86	5	Central Florida	Miami, Fla.	FA '11	7	4	0	1
31	Dan Carey	S	5-11	192	25	2/14/87	4	Norfolk State	Norfolk, Va.	FA '11	5	0	0	4
32	Sean Jones	S	6-1	220	30	3/2/82	9	Georgia	Atlanta, Ga.	UFA-TB '12	0	0	0	0
33	Chris Greenwood	CB	6-1	193	23	7/10/89	R	Albion College	Detroit, Mich.	D-5b '12	0	0	0	0
34	Keiland Williams	RB	5-11	230	25	8/4/86	3	Louisiana State	Lafayette, La.	W-Wash '11	15	0	0	1
35	Joique Bell	RB	5-11	220	26	8/4/86	2	Wayne State	Benton Harbor, Mich.	FA '11	0	0	0	0
36	Jonte Green	CB	6-0	184	23	7/19/89	R	New Mexico State	St. Petersburg, Fla.	D-6 '12	0	0	0	0
38	Ross Weaver	CB	6-1	203	25	1/9/87	1	Michigan State	Southfield, Mich.	FA '11	0	0	0	0
39	Ricardo Silva	S	5-3	225	24	5/9/88	1	Hampton	Baltimore, Md.	FA '11	4	0	0	1
40b	James Bryant	FB	6-3	257	26	12/18/85	R	Louisville	Reading, Pa.	FA '12	0	0	0	0
40w	Drew Coleman	CB	5-9	180	25	4/22/83	7	TCU	Henderson, Texas	FA '12	0	0	0	0
42	Amari Spivey	S	5-11	195	24	4/15/89	3	Iowa	Middletown, Conn.	D-3 '10	15	15	0	0
43b	Stephon Green	RB	5-10	193	23	5/28/89	R	Penn State	Bronx, N.Y.	FA '12	0	0	0	0
43w	Justin Miller	CB	5-11	186	28	2/14/84	5	Clemson	Owensboro, Ky.	FA '12	0	0	0	0
44	Jahvid Best	RB	5-10	199	23	1/30/89	3	California	Richmond, Calif.	D-1b '10	6	6	0	5
45	Austin Wells	TE	6-3	255	23	3/28/89	R	Northern Iowa	Norfolk, Neb.	FA '12	0	0	0	0
46	Nathan Overbay	TE	6-5	270	25	1/4/87	1	Eastern Washington	Lakewood, Wash.	FA '11	0	0	0	0
47	Carmen Messina	LB	6-2	236	23	9/8/88	R	New Mexico	Addison, Ill.	FA '12	0	0	0	0
48	Dan Muhlbach	LS	6-4	265	30	8/17/81	9	Texas A&M	Lufkin, Texas	FA '04	16	0	0	0
49w	Korey Bosworth	LB	6-1	242	25	11/21/86	2	UCLA	Irving, Texas	FA '12	0	0	0	0
49b	Alex Gottlieb	TE	6-4	255	22	7/14/90	R	William & Mary	Delray Beach, Fla.	FA '12	0	0	0	0
50	Travis Lewis	LB	6-2	222	24	1/15/88	R	Oklahoma	San Antonio, Texas	D-7 '12	0	0	0	0
51	Dominic Raiola	C	6-1	295	33	12/30/78	12	Nebraska	Honolulu, Hawaii	D-2a '01	16	16	0	0
52	Justin Durant	LB	6-1	240	26	9/20/85	6	Hampton	Florence, S.C.	UFA-Jax '11	13	12	0	3
53	Slade Norris	LB	6-2	232	26	10/25/85	2	Oregon State	Portland, Ore.	FA '11	0	0	0	0
54	DeAndre Levy	LB	6-2	238	25	3/26/87	4	Wisconsin	Milwaukee, Wisc.	D-3a '09	16	16	0	0
55	Stephen Tulloch	LB	5-11	240	27	1/1/85	7	North Carolina State	Miami, Fla.	UFA-Ten '11	16	16	0	0
57	Doug Hogue	LB	6-2	226	23	2/1/89	2	Syracuse	Yonkers, N.Y.	D-5 '11	13	0	0	3
58	Ashlee Palmer	LB	6-1	236	26	4/7/86	4	Mississippi	Compton, Calif.	W-Buf '10	16	0	0	0
59	Tahir Whitehead	LB	6-2	228	22	4/2/90	R	Temple	Newark, N.J.	D-5a '12	0	0	0	0
60	Tracy Robertson	DT	6-4	280	22	9/26/89	R	Baylor	Houston, Texas	FA '12	0	0	0	0
61	Pat Boyle	G	6-5	301	22	5/30/90	R	Temple	Towson, Md.	FA '12	0	0	0	0
63	Jacques McClellendon	G	6-3	324	24	12/10/87	2	Tennessee	Cleveland, Tn.	FA '11	0	0	0	4
64	Dan Gerberry	C	6-3	302	26	11/10/85	1	Ball State	Austintown, Ohio	FA '09	0	0	0	0
65	Dylan Gandy	G	6-3	295	30	3/8/82	7	Texas Tech	Harlingen, Texas	FA '09	16	0	0	0
66	Stephen Peterman	G	6-4	323	30	1/11/82	8	Louisiana State	Waveland, Miss.	FA '06	16	0	0	0
67	Rob Sims	G	6-3	312	28	12/6/83	7	Ohio State	Macedonia, Ohio	T-Sea '10	16	16	0	0
69	Ugo Chinasa	DE	6-5	252	24	7/30/88	1	Oklahoma State	Richardson, Texas	FA '11	0	0	0	0
70	Jason Fox	T	6-6	314	24	5/2/88	3	Miami (Fla.)	Fort Worth, Texas	D-4 '10	0	0	0	8
71	Riley Reiff	T	6-6	313	23	12/1/88	R	Iowa	Parkston, S.D.	D-1 '12	0	0	0	0
72	J.C. Oram	G	6-4	300	23	7/18/89	R	Weber State	Marriott-Slaterville, Utah	FA '12	0	0	0	0
73	Jonathan Scott	T	6-6	318	29	10/10/83	7	Texas	Dallas, Texas	FA '12	0	0	0	0
74	Rodney Austin	G	6-4	311	23	12/4/88	R	Elon	Charlotte, N.C.	FA '12	0	0	0	0
75	Edmon McClam	DE	6-6	280	23	2/17/89	R	Old Dominion	Coward, S.C.	FA '12	0	0	0	0
76	Jeff Backus	T	6-5	305	24	9/21/77	12	Michigan	Norcross, Ga.	D-1 '01	16	16	0	0
77	Gosder Cherilus	T	6-7	325	28	6/28/84	5	Boston College	Somerville, Mass.	D-1 '08	16	15	0	0
78	Cory Hillard	T	6-6	300	27	4/26/85	4	Oklahoma State	New Orleans, La.	FA '09	16	1	0	0
79	Willie Young	DE	6-4	251	26	9/19/83	3	North Carolina State	Palm Beach Gardens, Fla.	D-7a '10	15	0	0	0
80	Maurice Stovall	WR	6-5	220	27	2/21/85	7	Notre Dame	Radnor, Pa.	UFA-TB '11	15	1	0	1
81	Calvin Johnson	WR	6-5	236	26	9/29/85	6	Georgia Tech	Thyrone, Ga.	D-1 '07	16	16	0	0
82	Terrence Toliver	WR	6-5	204	24	5/7/88	1	Louisiana State	Hempstead, Texas	FA '11	0	0	0	0
83	Patrick Edwards	WR	5-9	175	23	10/25/88	R	Houston	Hearne, Texas	FA '12	0	0	0	0
84	Ryan Broyles	WR	5-10	188	24	4/9/88	R	Oklahoma	Norman, Okla.	D-2 '12	0	0	0	0
85	Tony Scheffler	TE	6-5	255	29	2/15/83	7	Western Michigan	Chelsea, Mich.	T-Den '10	15	5	0	1
86	Nate Hughes	WR	6-2	195	27	1/18/85	3	Alcorn State	Starkville, Miss.	FA '11	0	0	0	0
87	Brandon Pettigrew	TE	6-5	265	27	2/23/85	4	Oklahoma State	Tyler, Texas	D-1b '09	16	16	0	0
89	Will Heller	TE	6-6	275	31	2/28/81	10	Georgia Tech	Dunwoody, Ga.	UFA-Sea '09	16	16	0	0
90	Ndamukong Suh	DT	6-4	307	25	1/6/87	3	Nebraska	Portland, Ore.	D-1a '10	14	14	0	0
91	Sammie Hill	DT	6-4	329	25	11/8/86	4	Stillman	West Blocton, Ala.	D-4 '09	16	3	0	0
92	Cliff Avril	DT	6-3	260	26	4/8/86	5	Purdue	Green Cove Springs, Fla.	D-3b '08	16	16	0	0
93	Kyle Vanden Bosch	DE	6-4	278	33	11/17/78	12	Nebraska	Larchwood, Iowa	UFA-Ten '10	16	16	0	0
94	Lawrence Jackson	DE	6-4	271	26	8/30/85	5	Southern California	Inglewood, Calif.	T-Sea '10	11	0	0	5
95	Everette Brown	DE	6-1	256	25	8/7/87	3	Florida State	Stantonsburg, N.C.	FA '12	0	0	0	0
96	Andre Fluellen	DT	6-2	302	27	3/7/85	5	Florida State	Cartersville, Ga.	D-3b '08	13	0	0	3
97	Ronnell Lewis	DE	6-2	253	21	9/17/90	R	Oklahoma	Dewar, Okla.	D-4 '12	0	0	0	0
98	Nick Fairley	DE	6-4	298	24	1/23/88	2	Auburn	Mobile, Ala.	D-1 '11	10	0	0	6
99	Corey Williams	DT	6-4	320	31	8/17/80	9	Arkansas State	Camden, Ark.	T-Cle '10	15	15	0	1

RESERVE/INJURED

49	Ronnie Sneed	LB	6-2	241	23	6/26/1989	R	Kentucky	Tallahassee, Fla.	FA '12	0	0	0	0
62	Michael Cosgrove	DT	6-4	300	23	5/29/89	R	Idaho	Las Vegas, Nev.	FA '12	0	0	0	0

RESERVE/NON FOOTBALL ILLNESS

36	Jerome Harrison	RB	5-9	205	29	2/26/83	7	Washington State	Kalamazoo, Mich.	UFA-Phi '11	4	0	0	2
----	-----------------	----	-----	-----	----	---------	---	------------------	------------------	-------------	---	---	---	---

2012 DETROIT LIONS

2011 SEASON IN REVIEW





SEASON IN REVIEW

Detroitlions.com

Media.Detroitlions.com

2011

2011, Lost 6					
Date	W-L	Score	Opponent	Attendance	
9/11	W	27-20	at Tampa Bay	51,274	
9/18	W	49-3	Kansas City	60,040*	
9/25	W	26-23 (ot)	at Minnesota	62,666	
10/2	W	34-30	at Dallas	78,122	
10/10	W	24-13	Chicago	67,861*	
10/16	L	19-25	San Francisco	62,861*	
10/23	L	16-23	Atlanta	63,625*	
10/30	W	45-10	at Denver	74,977	
11/13	L	13-37	at Chicago	62,396	
11/20	W	49-35	Carolina	63,633*	
11/24	L	15-27	Green Bay	66,263*	
12/4	L	17-31	at New Orleans	73,042	
12/11	W	34-28	Minnesota	63,988*	
12/18	W	29-27	at Oakland	59,093	
12/24	W	38-10	San Diego	62,669*	
1/1	L	41-45	at Green Bay	70,294	
NFC Playoffs					
1/7	L	28-45	at New Orleans	73,038	
*Ford Field sellout					

Usual Starters

		Defense			
WR	13	Nate Burleson	LE	92	Cliff Avril
LT	76	Jeff Backus	OT	90	Ndamukong Suh
LG	67	Rob Sims	OT	99	Corey Williams
C	51	Dominic Raiola	RE	93	Kyle Van Der Borch
RG	66	Stephen Peterman	OLB	54	DeAndre Levy
RT	77	Gosder Cherilus	MLB	55	Stephen Tulloch
TE	87	Brandon Pettigrew	OLB	52	Justin Durant
WR/TE	16	Titus Young (8), 89 Will Heller (5), 85 Tony Scheffler (5)	RCB	21	Eric Wright
QB	81	Calvin Johnson	FS	26	Louis Delmas
QB	9	Matthew Stafford	SS	42	Aman Spiwey
RB	44	Jahvid Best (8), Maurice Morris (5), K. Smith (4)			

Team Stats	Det	Opp			
Total First Downs	349	325			
Rushing	71	91			
Passing	244	195			
Penalty	34	39			
3rd Down Made/Att	76/212	67/205			
3rd Down Pct	35.8	32.7			
4th Down Made/Att	8/14	8/19			
4th Down Pct	57.1	42.1			
Possession Avg	30:06	29:54			
Total Net Yards	6337	5881			
Avg. Per Game	386.1	367.6			
Avg. Per Play	1058	1055			
Net Yards Rushing	1523	2050			
Avg. Per Game	95.2	128.1			
Total Rushes	356	410			
Net Yards Passing	4814	3831			
Avg. Per Game	300.9	239.4			
Sacked/Yards Lost	36/257	41/271			
Gross Yards	5071	4102			
Att./Completions	686/423	636/376			
Completion Pct.	63.5	62.3			
Had Interception	16	21			
Punts/Average	82/43.6	78/45.3			
Net Punting Avg.	82/26.0	78/40.1			
Penalties/Yards	128/1075	119/982			
Fumbles/Ball Lost	20/7	25/13			
Touchdowns	57	42			
Rushing	9	10			
Passing	41	26			
Returns	7	6			

Score By Periods	Q1	Q2	Q3	Q4	OT	Pts
Team	80	125	125	141	3	474
Opponents	86	145	74	82	0	387

Scoring	TD	Ru	Rec	Ret	PAT	FG	S	Pts
Hanson	0	0	0	0	54/54	24/29	0	126
Johnson	16	0	16	0	0	0	96	96
K. Smith	7	4	3	0	0	0	42	42
Scheffler	6	0	6	0	0	0	38	38
T. Young	6	0	6	0	0	0	38	38
Pettigrew	5	0	5	0	0	0	30	30
Best	3	2	1	0	0	0	18	18
Burleson	3	2	1	0	0	0	18	18
Avril 2 (2 Ret), 12 pts; Houston 2 (2 ret), 12 pts; Morris 2 (1 Ru, 1 Pa), 12 pts; K. Williams 2 (2 Ru), 12 pts; Carpenter 1 (1 Ret), 6 pts; A. Smith 1 (1 Ret), 6 pts; Tulloch 1 (1 Ret), 6 pts;								
Team	57	9	41	7	54/54	24/29	1	474
Opponents	42	10	26	6	41/41	30/34	1	387
2-Pt Conv: Scheffler, T. Young; TM 2-3; OPP 1-1								

FUM/Lost: Logan 6/2, Stafford 5/1, K. Williams 2/1, Burleson 1/1, Johnson 1/1, McDonald 1/0, Morris 1/0, Scheffler 1/0, K. Smith 1/1, T. Young 1/0

Rushing	Att	Yds	Avg	Lg	TD
Best	84	390	4.6	88*	2
K. Smith	72	356	4.9	43	4
Morris	80	316	4.0	31	1
K. Williams	58	195	3.4	18	2
Burleson	11	85	7.7	20	0
Stafford	12	78	3.5	22	0
Harrison	14	41	2.9	9	0
Logan	9	32	3.6	16	0
T. Young 2-15, 7.5 avg, 11 Lg; Johnson 1-11; Scheffler 1-5; A. Brown 1-0; Sh. Hill 1 (-1)					
Team	582	4381	4.3	88*	9
Opponents	410	2050	5.0	69*	10

Receiving	Rec	Yds	Avg	Lg	TD
Best	96	1081	11.3	75*	16
Pettigrew	83	777	9.4	27	5
Burleson	73	757	10.4	47	3
T. Young	48	607	12.6	50*	6

Best	27	287	10.6	60	1
Scheffler	26	347	13.3	38*	6
Morris	26	230	8.8	16	1
K. Smith	22	179	8.1	28*	3
K. Williams 8-62, 7.8 avg, 12 Lg; Heller 6-42, 7.0 avg, 12 Lg; R. Davis 4-63, 15.8 avg, 22 Lg; Logan 1-9, A. Brown 1-9; Stovall 1-8; Harrison 1-3					
Team	423	5071	12.0	73*	41
Opponents	376	4102	10.9	80*	26

Interceptions	Int	Yds	Avg	Lg	TD
Houston	5	225	45.0	100*	2
Wright	4	49	12.3	22	0
A. Smith	3	64	21.3	30*	1
Spiwey	3	47	15.7	30	0
Tulloch	2	9	4.5	9	0
Carpenter 1-34, 1 TD; C. Harris 1-19; Levy 1-7; Avril 1-4, 1 TD					
Team	21	458	21.8	100*	5
Opponents	16	140	8.8	44*	3

Punting	Pnt	Yds	Avg	Net	TB	In	Lg	B
Donahue	49	2093	42.7	35.6	4	13	60	0
Graham	28	1235	44.1	38.7	3	10	58	0
Malone	5	245	49.0	24.6	0	0	62	0
Team	82	3573	43.6	36.0	7	23	62	0
Opponents	78	3530	45.3	40.1	5	25	70	0

Punt Returns	PR	FC	Yds	Avg	Lg	TD
Logan	37	28	301	8.1	28	0
McDonald	1	0	0	0.0	0	0
Team	38	28	301	7.9	28	0
Opponents	36	13	484	13.4	82*	1

Kickoff Returns	KR	Yds	Avg	Lg	TD
Logan	33	832	25.2	42	0
R. Davis	2	34	17.0	18	0
Fueller 1-6, Morris 1-15					
Team	37	887	24.0	42	0
Opponents	49	1255	25.6	101*	1

Field Goals	1-19	20-29	30-39	40-49	50+
Hanson	0/0	9/9	8/9	2/4	5/7
Team	0/0	9/9	8/9	2/4	5/7
Opponents	0/0	5/5	13/13	9/12	3/4
Hanson: (23G,28G)(51G,28G)(28G,50G,40G,32G)(33G, 51G)(31G)(25G,52N,24G)(43G,38G,29G)(50G)(29G, 35G)(0/47N)(42B,31G,55N)(30G,26G)(0/50G)(30G, 39N)					
OPP: (38G,31G)(33G,44N)(33G,41G,48G)(41G,35G, 23G)(44G,48G)(55G,31G,37G)(23G,47G,40G)(39G) (43G,35G,43N)(50G,27G,31G)(55G,32G)(39G)(0/46G, 51G,65N)(22G)(22G,47N)					

Passing	Att	Cmp	Yds	Cmp%	Avg	TD	TD%	Int	Int%	Sk	Yds	Rtg
Stafford	663	427	5038	63.5	7.6	61	6.2	16	2.4	73*	36/257	97.2
Sh. Hill	3	2	33	66.7	11.0	0.0	0.0	28	0.0	0	0	103.5
Team	666	429	5071	63.5	7.6	61	6.2	16	2.4	73*	36/257	97.2
Opponents	604	376	4102	62.3	6.7	26	4.3	21	3.5	80*	41/271	92.1

Defense	TD	ST	AT	Sk	SKY	PD	FF	FR	STT
Tulloch	111	84	27	3.0	15	1	1	0	3
Levy	107	72	35	1.0	15	1	1	0	2
Wright	73	66	7	0.0	0	16	1	0	0
Spiwey	68	60	8	1.0	4	0	0	1	2
Durant	68	53	15	2.0	2	1	1	0	0
Houston	54	44	10	0.0	0	14	0	0	0
Delmas	51	36	15	0.0	0	5	0	1	0
Avril	36	29	7	11.0	92	4	6	3	1
Suh	36	26	10	4.0	31	1	0	0	0
Vanden Bosch	35	26	9	8.0	63	0	4	1	0
Berry	30	25	5	0.0	3	1	1	0	1
Williams, C	30	19	11	2.0	11	0	0	0	0
Jackson	26	17	9	4.5	20	0	0	0	0
Carpenter	24	20	4	0.0	0	1	0	0	0
Hill, Sammie	24	13	11	1.5	4	0	1	1	0
Smith, A.	23	21	2	0	0	6	1	1	0
Harris	20	17	3	0	0	2	1	0	1
Farley	15	9	6	1.0	1	0	0	0	0
Young, W	14	8	5	0.0	0	1	0	0	0
McDonald	14	8	8	0.0	0	2	0	0	5
Fueller	12	9	3	0.0	0	0	0	0	0

Wendling 8 TT, 6 ST, 2 AT, 16 ST; Carey 8 TT, 5 ST, 3 AT, 1 PD, 2 ST; Palmer 3 TT, 3 ST, Davis 2 TT, 2 ST, 4 ST; Hays 2 TT, 2 AT, Ezejiuba 1 TT, 1 ST, 2 ST; Dawson 1 TT, 1 ST;
Special Teams Tackles: Stovall 7; Hogue 6; Logan 4; Madison 3; Williams, K 3; Muhlback, Don 2; Hanson, Jason 2; Coleman 2; Donahue, Ryan 2; Buckley 1; Malone 1; Morris 1

Team	896	681	215	41	273	75	17	12	84
Opponents	822	609	213	36	239	84	10	4	65
Safety: TEAM 1; TM 1, Opp 1; FG Block: Suh 1; TM 1, Opp 0									

Minnesota	3	13	0	.188	340	449	Buffalo	6	10	0	.375	372	374
Green Bay	10	6	0	.625	474	387	Cincinnati	9	7	0	.563	344	323
NY Giants	9	7	0	.563	394	400	Baltimore	12	4	0	.750	378	266
Philadelphia	8	8	0	.500	396	328	Pittsburgh	12	4	0	.750	325	227
Dallas Cowboys	8	8	0	.500	369	347	Cleveland	4	12	0	.250	218	307
Washington	5	11	0	.313	288	387							
NFC South							AFC South						
New Orleans	13	3	0	.813	547	339	Houston	10	6	0	.625	381	278
Atlanta	10	6	0	.625	402	350	Tennessee	9	7	0	.563	325	317
Carolina	6	10	0	.375	406	429	Jacksonville	2	14	0	.143	243	329
Arizona	4	12	0	.250	287	387	AFC West	2	14	0	.125	243	329
NFC West							AFC West						
San Francisco	13	3	0	.813	380	225	Denver	8	8	0	.500	309	390
Seattle	10	6	0	.625	398	348	San Diego	8	8	0	.500	309	390
Seattle	7	9	0	.438	321	315	Oakland	8	8	0	.500	359	433



2011 PLAYOFF STATISTICS

Won 0, Lost 1				
Date	W-L	Score	Opponent	Attendance
1/7	L	28-45	at New Orleans	73,038

Starters

Offense

WR	13	Nate Burleson
LT	76	Jeff Backus
LG	67	Rob Sims
C	51	Dominic Raiola
RG	66	Stephen Peterman
RT	77	Gosder Denilus
TE	87	Brandon Pettigrew
TE	85	Tony Scheffler
WR	81	Calvin Johnson
QB	9	Matthew Stafford
RB	30	K. Smith

Defense

LE	92	Cliff Avril
DT	90	Ndamukong Suh
DT	99	Corey Williams
RE	93	Kyle Vanden Bosch
OLB	52	Justin Durant
MLB	55	Stephen Tulloch
OLB	54	DeAndre Levy
LCB	23	Chris Houston
RCB	21	Eric Wright
FS	26	Louis Delmas
SS	42	Aman Spivey

Team Stats

	Det	Opp
Total First Downs	22	34
Rushing	2	12
Passing	0	20
Penalty	0	2
3rd Down: Made/Att	7/10	7/11
3rd Down Pct.	70.0	63.6
4th Down: Made/Att	0/0	3/4
4th Down Pct.	0.0	75.0
Possession Avg.	22:24	37:36
Total Net Yards	412	626
Avg. Per Game	412.0	626.0
Total Plays	53	81
Avg. Per Play	7.8	7.7
Net Yards Rushing	32	167
Avg. Per Game	32.0	167.0
Total Rushes	10	36
Net Yards Passing	380	459
Avg. Per Game	380.0	459.0
Sacked/Yards Lost	0/0	2/7
Gross Yards	380	466
Att./Completions	43/28	43/33
Completion Pct.	65.1	76.7
Had Intercepted	2	0
Punts/Average	34/2.3	0/0.0
Net Punting Avg.	34/1.0	0/0.0
Penalties/Yards	7/64	3/18
Fumbles/Ball Lost	0/0	2/2
Touchdowns	4	6
Rushing	1	3
Passing	3	3
Returns	0	0

Score By Periods

	Q1	Q2	Q3	Q4	OT	Pts
Team	7	7	7	7	0	28
Opponents	0	10	14	21	0	45

Scoring

	TD	Ru	Rec	Ret	PAT	FG	S	Pts
Johnson	2	0	2	0	0	12		
Heller	1	0	1	0	0	6		
Stafford	1	1	0	0	0	6		
Hanson	0	0	0	0	4/4	0/0	0	4
Team	4	1	3	0	4/4	0/0	0	28
Opponents	6	3	3	0	6/6	1/1	0	45

2-Pt Conv:

TM 0-0

OPP 0-0

FUM/Lost: Logan 6/2, Stafford 5/1, K. Williams 2/1, Burleson 1/1, Johnson 1/1, McDonald 1/0, Morris 1/0, Scheffler 1/0, K. Smith 1/1, T. Young 1/0

	Att	Yds	Avg	Lg	TD
Rushing	6	21	3.5	9	0
K. Smith	1	8	8.0	8	0
T. Young	1	2	2.0	2	0
Burleson	2	1	0.5	1t	1
Stafford	10	32	3.2	9	1
Team	36	167	4.6	31	3
Opponents					

Receiving

	No.	Yds	Avg	Long	TD
Johnson	12	211	17.6	42	2
Burleson	4	30	12.5	21	0
Pettigrew	4	49	12.3	22	0
T. Young	4	33	8.3	15	0
K. Smith	2	20	10.0	13	0
Heller	1	10	10.0	10t	1
Scheffler	1	7	7.0	7	0
Team	28	380	13.6	42	3
Opponents	33	466	14.1	56t	3

Interceptions

	No.	Yds	Avg	Long	TD
Team	0	0	---	---	0
Opponents	2	17	8.5	17	0

Punting

	Pnt	Yds	Avg	Net	In	Lg	B
Graham	3	127	42.3	41.0	0	3	48
Team	3	127	42.3	41.0	0	3	48
Opponents	0	0	0.0	---	0	---	0

Punt Returns

	PR	FC	Yds	Avg	Lg	TD
Team	0	0	0	0.0	---	0
Opponents	2	1	4	2.0	4	0

Kickoff Returns

	KR	Yds	Avg	Lg	TD
Logan	2	41	20.5	24	0
Team	2	41	20.5	24	0
Opponents	2	54	27.0	28	0

Field Goals

	1-19	20-29	30-39	40-49	50+
Team	1-19	20-29	30-39	40-49	50+
Opponents	0/0	0/0	0/0	0/0	0/0
OPP: (24G)	0/0	1/1	0/0	0/0	0/0

Passing

Stafford	43	28	380	65.1	8.84	3	7.0	2	4.7	42	0/0	97.0
Team	43	28	380	65.1	8.84	3	7.0	2	4.7	42	0/0	97.0
Opponents	43	33	466	76.7	10.8	3	7.0	0	0.0	56t	2/7	134.4

Defense

	TT	ST	AT	Sk	Sk/Y	PD	FF	FR	STT
Tulloch	15	8	7	0	0	2	1	0	0
Delmas	10	7	3	0	0	0	0	0	0
Durant	9	6	3	0	0	0	0	2	0
Berry	7	5	2	0	0	3	0	0	0
Wright	7	5	2	0	0	1	0	0	0
Spivey	7	5	2	0	0	0	0	0	0
C.Williams	3	3	0	0	0	0	0	0	0
Suh	3	0	3	0.5	0	0	0	0	0
Fairley	2	2	0	0	0	0	0	0	0
Houston	2	2	0	0	0	0	0	0	0
W.Young	2	1	1	1	0	0	1	0	0
Avril	2	1	1	0.5	0	0	0	0	0
Jackson	2	0	2	0	0	0	0	0	0
Vanden Bosch	2	0	2	0	0	0	0	0	0
Levy	1	1	0	0	0	0	0	0	1
Sa.Hill	1	1	0	0	0	0	0	0	0
Smith	1	1	0	0	0	0	0	0	0
Carey	0	0	0	0	0	0	0	0	1
Wendling	0	0	0	0	0	0	0	0	1
Silva	0	0	0	0	0	0	0	0	1
Logan	0	0	0	0	0	0	0	0	1
Team	76	48	28	2	0	6	2	2	5
Opp	38	30	8	0	0	7	0	0	2



2011 DETROIT LIONS STATISTICS

MISCELLANEOUS STATISTICS

	Total	Det	Opp	Home	Opp	Road	Det	Opp
Starting Field Position								
Drives Started	199	206	95	102	104	104		
Total Starting Lines	5648	5502	2771	2802	2877	2700		
Avg. Field Pos.	28	27	29	28	27	26		
Start-Plus-Territory	24	23	14	14	10	9		
Resulting TD/FG	20	16	13	10	7	6		
Start-At/Inside 20	33	111	46	57	47	54		
Resulting TD/FG	27	25	11	13	16	12		
Red-Zone Efficiency								
Times Inside 20	58	54	29	28	29	26		
Scores	54	46	29	24	25	22		
TDs	37	26	21	14	16	12		
FGs	17	20	8	10	9	10		
Turnovers	3	3	0	2	3	1		
Clock	0	1	0	1	0	0		
Missed FG	0	0	0	0	0	0		
Downs	1	3	0	1	1	2		
Points	274	218	151	116	123	102		
Efficiency	0.93	0.85	1.00	0.85	0.86	0.84		
TD Efficiency	63.8%	48.1%	72.4%	50.0%	55.2%	46.2%		
Points off Turnovers								
Takeaways	33	22	22	9	11	13		
Fumbles	12	6	7	5	4	9		
Interceptions	21	16	15	7	6	9		
Resulting TDs	17	11	10	4	7	7		
Resulting XPs	15	10	8	4	7	6		
Resulting FGs	7	3	3	5	3	2		
Total Scores	24	14	15	6	9	8		
%Converted	72.7	63.6	68.1	66.6	81.8	61.5		
Pts. Off TO	138	85	83	34	55	51		
Goal-to-Go (Defense)								
Drives	22	27	13	14	9	13		
Scores	19	27	11	14	8	13		
Resulting TDs	15	20	10	9	5	11		
Resulting PATs	13	19	9	8	4	11		
Resulting 2-PT	1	0	1	0	0	0		
Resulting FGs	4	7	1	5	3	2		
Opp. GTO Plays	47	69	25	40	22	29		
Plays Defense Held	25	42	14	26	11	16		
Stop Pct	1	1	1	1	1	1		
Pts. Allowed	117	160	74	77	43	83		
3rd Down Efficiency								
3rd & 1	14	22	11	23	6	478		
3rd & 2	9	22	5	12	409	416		
3rd & 3	2	7	7	15	286	467		
3rd & 4	10	15	9	23	667	391		
3rd & 5	7	18	20	389	350			
3rd & 6	6	19	3	12	316	250		
3rd & 7	7	15	6	21	467	286		
3rd & 8	4	11	8	14	363	571		
3rd & 9	4	11	2	10	363	200		
3rd & 10	13	72	9	55	181	163		
Total	76	212	67	205	359	329		
3rd Down Efficiency								
3rd & 1	8	14	5	12	6	8	6	11
3rd & 2	1	6	5	7	14	3	7	
3rd & 3	3	7	8	1	5	2	7	
3rd & 4	3	3	2	12	7	12	7	
3rd & 5	5	13	3	6	2	5	4	14
3rd & 6	3	7	2	7	3	12	1	
3rd & 7	6	11	4	11	1	4	2	10
3rd & 8	2	3	4	7	2	8	4	7
3rd & 9	4	7	1	7	0	4	1	3
3rd & 10	7	35	6	29	6	37	3	26
Total	41	103	34	104	35	109	33	101
Drive Engineering								
Dr	194	49	46	2	80	5	22	1
TD	4	1	0	0	2	0	0	1
PAT	27	24	5	82	5	9	423	74
FG	24	5	8	2	1	12	346	67
MF	30	4	78	11	33	1		
PG	32	1	30	4				
On Road	198	50	47	2	82	5	22	1
On Field/Turf	206	37	32	1	30	4		
On Grass								
In Domes								
Outdoors								
Win Coin Toss								
Lose Coin Toss								

DETROIT LIONS SUPERLATIVES

Rush Attempts	21, Jahvid Best (at TB) 9/11
Rush Yards	163, Jahvid Best (vs. Chi) 10/10
Rush Average (min. 2)	13.6, Jahvid Best (vs. Chi) 10/10
Long Run from Scrimmage	88, Jahvid Best (vs. Chi) 10/10
Most Rush Touchdowns	2, Kevin Smith (vs. Car) 11/20
Receptions	11, twice, most recent Calvin Johnson (at GB) 11/12
Receiving Yards	244, Calvin Johnson (at GB) 11/12
Receiving Average (min. 2)	26.0, Calvin Johnson (vs. Chi) 10/10
Long Reception	73, Calvin Johnson (vs. Chi) 10/10
Long Reception for TD	73, Calvin Johnson (vs. Chi) 10/10
Receiving Touchdowns	2, six times, most recent Titus Young (at Min) 11/12
Pass Attempts	63, Matthew Stafford (at Chi) 11/13
Pass Completions	36, Matthew Stafford (at GB) 11/12
Pass Completion Percentage	80.5, Matthew Stafford (vs. SD) 12/24
Highest Passer Rating	137.6, Matthew Stafford (vs. SD) 12/24
Pass Yards	520, Matthew Stafford (at GB) 11/12
Longest Pass	73, Matthew Stafford (vs. Chi) 10/10
Longest Pass for TD	73, Matthew Stafford (vs. Chi) 10/10
Pass Touchdowns	5, twice, most recent Matthew Stafford (at GB) 11/12
Punt Return Yards	41, Stefan Logan (vs. SF) 10/16
Punt Return Average (min. 2)	13.7, Stefan Logan (vs. SF) 10/16
Longest Punt Return	28, Stefan Logan (vs. Min) 12/11
Kick Return Attempts	5, twice, most recent Stefan Logan (vs. Min) 12/11
Kick Return Yards	141, Stefan Logan (at OT) 10/23
Kick Return Average (min. 2)	28.3, Stefan Logan (vs. GB) 11/24
Longest Kickoff Return	42, Stefan Logan (vs. Min) 12/11
Interceptions	2, Alphonso Smith (vs. Min) 12/11
Interceptions for TD	1, five times, most recent Cliff Avril (vs. SD) 12/24
Longest Interception Return	100, Chris Houston (at Den) 10/30
Fumble Returns	1, nine times, most recent Stephen Tulloch (at Den) 10/30
Longest Fumble Return	2, Cliff Avril (at Den) 10/30
Punts	8, Ryan Donahue (vs. SF) 10/16
Punt Yards	350, Ryan Donahue (vs. SF) 10/16
Punt Average (min. 2)	49.0, Robert Malone (at Chi) 11/20
Punt Net Average (min. 2)	44.6, Ryan Donahue (at TB) 9/11
Longest Punt	60, Ryan Donahue (at TB) 9/11
Points	18, Kevin Smith (vs. Car) 11/20
Field Goals	4, Jason Hanson (at Min) 9/12
Longest Field Goal	51, twice, most recent Kevin Smith (vs. Chi) 10/10
Tackles	13, DeAndre Levy (vs. Chi) 10/10
Sacks	2, three times, most recent Cliff Avril (at Oak) 12/18
Sack Yards for Loss	22, Cliff Avril (at Den) 10/30

OPPONENTS SUPERLATIVES

Rush Attempts	27, Michael Turner (vs. Atl) 10/23
Rush Yards	141, Frank Gore (vs. SF) 10/16
Rush Average (min. 2)	20.5, Percy Harvin (at Min) 9/25
Longest Run from Scrimmage	65, Joe Webb (vs. Min) 12/11
Longest TD Run from Scrimmage	65, Joe Webb (vs. Min) 12/11
Rush Touchdowns	2, Cam Newton (vs. Car) 11/20
Receptions	10, Percy Harvin (vs. Min) 12/11
Receiving Yards	162, Jordy Nelson (at GB) 11/12
Receiving Average (min. 2)	39.7, Robert Meachem (at NO) 12/4
Longest Reception	80, Ryan Grant (at GB) 11/12
Longest Reception for TD	80, Ryan Grant (at GB) 11/12
Receiving Touchdowns	3, Jordy Nelson (at GB) 11/12
Pass Attempts	53, Philip Rivers (vs. SD) 12/24
Pass Completions	34, Tony Romo (at Dal) 10/2
Pass Completion Percentage	80.0, Carson Palmer (at Oak) 12/18
Highest Passer Rating	136.4, Matt Flynn (at GB) 11/12
Pass Yards	480, Matt Flynn (at GB) 11/12
Longest Pass	80, Matt Flynn (at GB) 11/12
Longest Pass for TD	80, Matt Flynn (at GB) 11/12
Pass Touchdowns	6, Matt Flynn (at GB) 11/12
Punt Return Attempts	4, three times, most recent Quan Cosby (at Den) 10/30
Punt Return Yards	140, Devin Hester (at Chi) 11/13
Punt Return Average (min. 2)	24.0, Ted Ginn Jr. (vs. SF) 10/16
Longest Punt Return	62, Devin Hester (at Chi) 11/13
Kickoff Return Attempts	4, twice, most recent Ted Ginn Jr. (vs. SF) 10/16
Kickoff Return Yards	140, Kealoha Piles (vs. Car) 11/20
Kickoff Return Average (min. 2)	46.7, Kealoha Piles (vs. Car) 11/20
Longest Kickoff Return	101, Kealoha Piles (vs. Car) 11/20
Interceptions	1, 16 times, most recent Sam Shields (at GB) 11/12
Interceptions for TD	1, three times, most recent Charles Tillman (at Chi) 11/13
Longest Interception Return	44, Charles Tillman (at Chi) 11/13
Fumble Returns	1, three times, most recent Andre Neblett (vs. Car) 11/20
Longest Fumble Return	17, Brian Urlacher (at Chi) 11/13
Punts	9, Andy Lee (vs. SF) 10/16
Punt Yards	430, Andy Lee (vs. SF) 10/16
Punt Average (min. 2)	52.2, Michael Koenen (at TB) 9/11
Punt Net Average (min. 2)	46.1, Britton Colquhoun (at Den) 10/30
Longest Punt	70, Adam Podziemski (at Chi) 11/13
Points	18, Jordy Nelson (at GB) 11/12
Field Goals	3, five times, most recent Robbie Gould (at Chi) 11/13
Longest Field Goal	55, David Akers (vs. SF) 10/16
Tackles	13, NaVorro Bowman (vs. SF) 10/16
Sacks	3, twice, most recent Jared Allen (vs. Min) 12/11
Sack Yards for Loss	29, Alalon Smith (vs. SF) 10/16

Lions Record	W	L	Margin: 3 or less pts	2	0	Tied after 1st Qtr	2	1
At Home	5	3	Margin: 7 or less pts	7	1	Led at Half	5	6
On Road	5	3	Score 20 or less pts	0	5	Trailing at Half	5	6
On Field/Turf	7	4	Score 21 or more pts	10	1	Tied at Half	0	0
On Grass	3	2	Allow 20 or less pts	5	0	Led after 3rd Qtr	7	1
In Domes	7	4	Allow 21 or more pts	5	6	Trailing after 3rd Qtr	3	1
Outdoors	3	2	Lions Score First	5	3	Tied after 3rd Qtr	0	0
Win Coin Toss	6	2	Led after 1st Qtr	4	1	Overtime	1	0
Lose Coin Toss	4	4	Trailing after 1st Qtr	4	4	Win Coin Toss in OT	0	0



2011 DETROIT LIONS TEAM STATISTICS

	9/11	9/18	9/25	10/2	10/10	10/16	10/23	10/30	11/3	11/20	11/24	12/4	12/11	12/18	12/24	1/2	2011	2011	2011	2011
	at TB	KC	at Min	at Dal	CHI	SF	ATL	at Den	at Chi	CAR	GB	at NO	MIN	at Oak	SD	at GB	Home	Road	2011	2011
FIRST DOWNS																				
Total	25	23	19	18	16	21	13	21	22	29	23	25	13	25	24	32	166	183	349	32
Att	6	7	1	3	5	3	4	6	4	9	7	5	1	3	5	2	37	34	71	9
Pass	17	12	16	13	9	14	8	13	17	17	15	18	11	18	19	27	113	131	244	27
Pen	2	4	2	2	2	4	1	2	1	3	1	2	1	4	0	3	16	18	34	4
THIRD DOWNS																				
Att	11	15	17	13	11	15	12	12	17	11	10	11	16	17	13	11	98	114	212	17
Made	2	5	7	4	5	2	1	4	4	6	5	2	8	8	9	4	34	42	76	9
Pct	18.2	33.3	41.2	30.8	45.5	13.3	8.3	33.3	23.5	54.5	50.0	18.2	50.0	47.1	69.2	36.4	34.7	36.8	35.8	69.2
FOURTH DOWNS																				
Att	1	2	0	0	0	2	2	0	2	0	0	1	0	2	0	2	7	7	14	2
Made	1	2	0	0	0	1	1	0	1	0	0	0	0	1	0	1	4	4	8	2
Pct	100.0	100.0	0.0	0.0	0.0	50.0	50.0	0.0	50.0	0.0	0.0	0.0	0.0	50.0	0.0	50.0	57.1	57.1	57.1	100.0
TOTAL OFFENSE																				
Net Yds	431	411	358	303	395	310	263	376	393	495	409	466	280	432	440	575	3175	3162	6337	575
Ply	68	70	70	60	47	73	55	62	84	67	67	69	55	73	62	76	501	557	1058	84
Avg/P	6.3	5.9	5.1	5.1	8.4	4.2	4.8	6.1	4.7	7.4	6.1	6.8	5.1	5.9	7.1	7.6	6.3	5.7	6.0	4.2
RUSHING																				
Net Yds	126	89	20	63	181	66	104	113	80	169	136	87	72	57	87	73	855	668	1523	181
Att	35	30	19	17	20	18	20	28	19	29	21	22	21	19	23	15	177	179	356	35
Avg	3.6	3.0	1.1	3.7	9.1	3.7	5.2	4.0	4.2	5.8	6.5	4.0	3.4	3.0	3.8	4.9	4.8	3.7	4.3	9.1
Tkl-Loss	5	3	6	1	2	1	1	2	0	2	0	1	1	2	2	0	10	19	29	6
Yds Lost	11	6	10	1	8	1	1	2	0	3	0	2	1	2	3	0	20	31	51	11
PASSING																				
Net Yds	305	322	338	240	214	244	159	263	313	326	273	379	208	375	353	502	2320	2494	4814	502
Att	33	40	46	43	26	50	32	32	63	36	45	41	29	52	36	59	304	359	663	63
Cmp	24	24	32	21	19	28	15	22	33	28	32	31	20	29	29	36	199	224	423	36
Int	1	1	0	1	1	0	0	0	4	2	3	1	0	0	0	2	8	8	16	4
Gross Yds	305	322	378	240	219	293	183	272	329	335	276	408	227	391	373	520	2427	2644	5071	520
Sk	0	0	5	0	1	5	3	2	2	2	1	3	5	2	2	1	17	19	36	5
Sky	0	0	40	0	5	49	24	9	16	9	5	29	19	16	20	18	107	150	257	49
Avg/PP	9.2	8.1	6.6	5.6	7.9	4.4	4.5	7.7	4.8	8.6	5.9	8.6	6.1	6.9	9.1	8.2	7.2	6.6	6.9	9.2
KICKOFFS																				
KO	6	9	6	7	5	6	5	8	4	8	3	4	7	5	7	7	48	49	97	9
EZ	5	8	6	6	4	5	5	8	1	8	2	4	6	4	7	5	42	42	84	8
TB	5	5	1	4	1	2	6	1	5	0	1	4	0	4	0	4	23	22	45	6
PUNTS																				
Pnt	5	5	7	6	5	8	6	7	5	2	4	4	6	6	3	3	40	42	82	8
Yds	241	206	325	262	162	350	263	284	245	96	148	183	286	257	124	141	1673	1900	3573	350
Avg	48.2	41.2	46.4	43.7	32.4	43.8	43.8	40.6	49.0	48.0	37.0	45.8	47.7	42.8	41.3	47.0	41.8	45.2	43.6	49.0
Bl	0	0	0	0	0	0	0	0	0	0	0	0	0	0	0	0	0	0	0	0
TB	1	0	0	0	0	1	0	1	0	1	0	0	2	0	0	0	4	3	7	2
Net Avg	44.6	41.0	33.6	37.3	32.2	32.3	33.5	33.7	24.6	35.5	31.5	42.5	37.3	40.0	35.7	47.0	34.8	37.0	35.9	47.0
TOTAL RETURNS																				
Ret Yards*	34	52	37	102	26	71	24	130	2	68	2	13	77	33	54	38	362	401	763	130
PR	5	1	4	1	4	3	1	3	3	2	1	2	1	3	2	2	15	23	38	5
PR Yds	34	7	37	12	26	41	0	30	2	25	2	13	28	33	7	8	136	169	305	41
KR	0	0	5	3	0	0	5	0	2	2	5	3	5	2	1	4	18	19	37	5
KR Yds	0	0	95	76	0	0	141	0	44	46	129	70	119	35	29	103	464	423	887	141
Int	1	3	0	3	0	1	2	1	0	4	0	0	3	0	2	1	15	6	21	4
Int Yds	0	45	0	90	0	30	24	100	0	43	0	0	49	0	47	30	238	220	458	100
*Does not include KO																				
FIELD GOALS																				
Made	2	2	4	2	1	3	3	1	2	0	0	1	2	0	1	1	12	13	25	4
Att	2	2	4	2	1	2	3	1	2	0	1	3	2	0	1	2	12	16	28	4
Bl	0	0	0	0	0	0	0	0	0	0	0	1	0	0	0	0	0	1	1	0
EXTRA POINTS																				
PAT Made	3	6	2	4	3	1	1	6	1	6	1	2	4	4	5	5	27	27	54	6
PAT Att	3	6	2	4	3	1	1	6	1	6	1	2	4	4	5	5	27	27	54	6
PAT Bl	0	0	0	0	0	0	0	0	0	0	0	0	0	0	0	0	0	0	0	0
Rush Made	0	0	0	0	0	0	0	0	0	0	0	0	0	0	0	0	0	0	0	0
Rush Att	0	0	0	0	0	0	0	0	0	0	0	0	0	0	0	0	0	0	0	0
Pass Made	0	0	0	0	0	1	0	0	0	0	1	0	0	0	0	1	2	1	3	1
Pass Att	0	0	0	0	0	0	0	0	0	0	1	0	0	0	0	1	1	2	1	0
PENALTIES																				
Pen	8	4	7	10	12	6	10	4	4	8	11	11	10	9	3	11	64	64	128	12
Pen Yds	68	35	65	75	94	54	84	45	53	56	82	107	76	72	8	101	489	586	1075	107
FUMBLES																				
Fumbles	4	1	1	0	1	2	2	0	3	1	1	0	0	1	1	2	9	11	20	4
Fum Lost	0	0	0	0	0	0	1	0	2	1	0	0	0	1	0	2	5	7	2	0
SCORING																				
Pts	27	48	26	34	24	19	16	45	13	49	15	17	34	28	38	41	243	231	474	49
TD Ru	0	2	0	0	1	0	0	1	0	2	1	1	0	0	1	0	7	2	9	2
TD Pa	3	4	2	2	2	2	1	3	1	5	1	1	2	4	3	5	20	21	41	5
TD Ret	0	0	0	2	0	0	0	2	0	0	0	0	2	0	1	0	3	4	7	2
PAT	3	6	2	4	3	1	1	6	1	7	1	2	4	4	5	4	28	26	54	7



2011 DETROIT LIONS OPPONENTS STATISTICS

	9/11	9/18	9/25	10/2	10/10	10/16	10/23	10/30	11/13	11/20	11/24	12/4	12/11	12/18	12/24	1/2	2011	2011	2011	2011
	at TB	KC	at Min	at Dal	CHI	SF	ATL	at Den	at Chi	CAR	GB	at NO	MIN	at Oak	SD	at GB	Home	Road	2011	2011
FIRST DOWNS																				
Total	17	12	16	25	23	14	22	19	12	24	18	21	29	26	20	27	171	154	325	29
Rush	1	5	5	4	5	7	4	9	4	7	3	4	17	7	6	3	50	41	91	17
Pass	15	6	10	19	14	6	11	9	5	12	11	16	12	15	14	20	99	96	195	20
Pen	1	1	1	2	4	1	7	1	3	5	4	1	0	4	0	4	22	17	39	7
THIRD DOWNS																				
Att	14	11	14	13	13	14	17	14	13	10	10	12	14	9	15	12	103	102	205	17
Made	6	2	4	5	4	2	7	2	3	3	2	6	8	1	6	6	37	30	67	8
Pct	42.9	18.2	28.6	38.5	30.8	14.3	41.2	14.3	23.1	30.0	20.0	50.0	57.1	11.1	40.0	50.0	35.9	29.4	32.7	57.1
FOURTH DOWNS																				
Att	2	0	1	2	1	1	0	3	1	0	0	1	3	1	3	0	8	11	19	3
Made	1	0	0	0	0	1	0	0	1	0	0	0	3	0	2	0	3	5	8	3
Pct	50.0	0.0	0.0	0.0	0.0	100.0	0.0	0.0	100.0	0.0	0.0	0.0	100.0	0.0	66.7	0.0	37.5	45.5	42.1	100.0
TOTAL OFFENSE																				
Net Yds	315	267	321	434	359	314	328	312	216	409	349	438	425	477	367	550	3028	2853	5881	550
Ply	64	54	63	75	66	63	69	76	57	65	53	61	83	65	70	71	533	522	1055	63
Avg/P	4.9	4.9	5.1	5.8	5.4	5.0	4.8	4.1	3.8	6.3	6.6	7.2	5.1	7.3	5.2	7.7	5.7	5.5	5.6	7.7
RUSHING																				
Net Yds	56	151	132	113	122	203	129	195	109	137	53	100	269	132	70	81	1100	952	2052	269
Att	16	29	23	27	25	29	31	30	35	26	18	23	35	22	16	24	215	194	409	53
Avg	3.5	5.2	5.7	4.2	4.9	7.0	4.2	6.5	3.1	5.3	2.9	4.3	7.7	6.0	4.4	3.4	5.1	4.9	5.0	7.7
Tkl-Loss	0	1	2	1	2	3	3	0	6	2	2	3	2	1	1	2	15	16	31	6
Yds Lost	0	2	5	4	2	8	6	0	18	4	3	4	4	3	1	2	23	43	66	18
PASSING																				
Net Yds	259	116	189	321	237	111	199	117	107	272	296	338	156	345	297	469	1928	1901	3829	469
Att	46	23	36	34	38	32	35	39	20	38	33	36	44	40	53	44	292	299	591	53
Cmp	29	15	22	27	28	17	20	18	9	22	22	26	23	32	28	31	183	206	389	47
Int	1	3	0	3	0	1	2	1	0	4	0	0	3	0	2	1	10	11	21	4
Gross Yds	266	133	211	331	249	125	218	172	123	280	307	342	199	367	299	480	2100	2002	4102	480
Sk	2	2	4	1	3	2	3	7	2	1	1	2	4	3	1	3	25	16	41	7
Sky	7	17	22	10	12	14	19	55	16	8	11	4	43	22	2	11	172	101	273	55
Avg/PP	5.4	4.6	4.7	9.2	5.8	3.3	5.2	2.5	4.9	7.0	8.7	8.9	3.3	8.0	5.5	10.0	6.1	6.0	6.1	10.0
KICKOFFS																				
KO	4	2	7	6	4	5	6	3	8	6	6	6	5	5	3	9	41	44	85	9
EZ	3	2	5	5	4	5	5	3	6	6	5	5	2	3	2	6	32	35	67	6
TB	3	2	2	3	4	5	1	3	6	4	1	3	0	3	1	5	19	27	46	6
PUNTS																				
Pnt	5	5	6	3	5	9	5	7	6	3	5	4	2	5	4	4	37	41	78	9
Yds	261	198	267	161	44.2	430	177	353	280	122	207	179	97	235	166	176	1431.2	1922	3353.2	430
Avg	52.2	39.6	44.5	53.7	8.8	47.8	35.4	50.4	46.7	40.7	41.4	44.8	48.5	47.0	41.5	44.0	38.7	46.9	43.0	53.7
Bl	0	0	0	0	0	0	0	0	0	0	0	0	0	0	0	0	0	0	0	0
TB	0	0	0	0	1	0	1	0	0	1	0	1	0	0	0	0	2	3	5	1
Net Avg	45.4	38.2	38.3	43.0	3.6	41.0	35.4	46.1	43.0	32.3	37.0	41.5	24.5	40.4	39.8	42.0	29.7	37.5	37.8	46.1
TOTAL RETURN																				
Ret Yards*	26	5	90	29	1	72	62	28	191	46	10	6	22	17	17	6	140	488	628	191
PR	1	1	4	3	1	3	4	5	3	2	1	2	2	2	1	1	15	21	36	5
PR Yds	-2	1	90	18	1	72	62	28	122	25	2	13	22	17	17	0	202	286	488	122
KR	1	3	5	3	4	4	3	2	2	3	3	3	2	5	3	3	25	24	49	5
KR Yds	78	69	160	94	84	105	82	47	22	140	45	74	63	84	69	39	657	598	1255	160
Int	1	1	0	1	1	0	0	0	4	2	3	1	0	0	0	2	7	9	16	4
Int Yds	28	4	0	11	0	0	0	0	69	21	8	-7	0	0	0	6	33	107	140	69
*Does not include KO																				
FIELD GOALS																				
Made	2	1	3	3	2	3	3	1	3	2	2	1	0	2	1	1	14	16	30	3
Att	2	2	3	3	2	3	3	1	4	2	2	1	0	3	1	2	15	19	34	4
Bl	0	0	0	0	0	0	0	0	0	0	0	0	0	1	0	0	1	1	1	0
EXTRA POINTS																				
PAT Made	2	0	2	3	1	2	2	1	4	4	3	4	4	3	1	6	17	25	42	6
PAT Att	2	0	2	3	1	2	2	1	4	4	3	4	4	3	1	6	17	25	42	6
PAT Bl	0	0	0	0	0	0	0	0	0	0	0	0	0	0	0	0	0	0	0	0
Rush Made	0	0	0	0	0	0	0	0	0	0	0	0	0	0	0	0	0	0	0	0
Rush Att	0	0	0	0	0	0	0	0	0	0	0	0	0	0	0	0	0	0	0	0
Pass Made	0	0	0	0	0	0	0	0	0	1	0	0	0	0	0	0	1	0	1	1
Pass Att	0	0	0	0	0	0	0	0	0	1	0	0	0	0	0	0	1	0	1	1
PENALTIES																				
Pen	6	8	10	7	14	15	11	5	4	7	7	3	5	10	1	6	68	51	119	15
Pen Yds	39	70	79	33	104	120	80	55	37	70	54	30	37	86	10	78	545	437	982	120
FUMBLES																				
Fumbles	4	3	1	0	0	1	0	5	3	0	1	0	5	1	0	1	10	15	25	5
Fum Lost	1	3	0	0	0	1	0	2	1	0	0	0	3	1	0	1	7	6	13	3
SCORING																				
Pts	20	3	23	30	13	25	23	10	37	35	27	31	28	27	10	45	164	223	387	45
TD Ru	0	0	1	0	0	1	1	0	1	2	1	1	1	1	0	0	6	4	10	2
TD Pa	1	0	1	3	1	1	1	1	0	1	2	3	3	1	1	6	10	16	26	6
TD Ret	1	0	0	0	0	0	0	0	3	1	0	0	0	1	0	0	1	5	6	3
PAT	2	0	2	3	1	2	2	1	4	3	3	4	4	3	1	6	16	25	41	6
2 pt	0	0	0	0	0	0	0	0	0	1	0	0	0	0	0	0	1	0	1	1
FG	2	1	3	3	2	3	3	1	3	2	2	1	0	2	1	1	14	16	30	3
S	0	0	0	0	0	1	0	0	0	0	0	0	0	0	0	0	1	1	1	0
TIME OF POSSESSION																				
Possession	23:35	27:36	27:50	36:39	39:03	29:39	34:57	30:26	29:06	26:53	29:12	24:54	28:46	31:33	27:39	31:40	30:28	29:28	29:58	39:03



2011 DETROIT LIONS INDIVIDUAL STATISTICS

RUSHING

Date	Opp	J.Best					TD	K.Smith					TD	M.Morris					TD	K.Williams					TD	N.Burleson				
		Att	Yds	Avg	Lg			Att	Yds	Avg	Lg			Att	Yds	Avg	Lg			Att	Yds	Avg	Lg			Att	Yds	Avg	Lg	
9/11	at TB	21	72	3.4	9	0		Not with Team	2	4	2.0	4	0		Inactive	1	20	20.0	20	0	0	0.0	--	0	0	0	0.0	--	0	0
9/18	KC	16	57	3.6	12	1		Not with Team	0	0	0.0	--	0		9	25	2.8	14	1	0	0	0.0	--	0	0	0	0.0	--	0	0
9/25	at Min	12	44	3.7	8	0		Not with Team	2	4	2.0	1	0		2	3	1.5	2	0	0	0	0.0	--	0	0	0	0.0	--	0	0
10/2	at Dal	11	47	4.3	19	0		Not with Team	0	0	0.0	--	0		4	14	3.5	8	0	0	0	0.0	--	0	0	0	0.0	--	0	0
10/10	CHI	12	63	5.3	13	0		Not with Team	0	0	0.0	--	0		4	7	1.8	3	0	2	4	2.0	2	0	0	0.0	--	0	0	
10/16	SF	12	37	3.1	13	0		Not with Team	5	20	4.0	11	0		0	0	0.0	--	0	0	0	0.0	--	0	0	0	0.0	--	0	0
10/23	ATL	Inactive/Injured						Not with Team	9	50	5.6	31	0		9	44	4.9	18	0	2	10	5.0	10	0	0	0.0	--	0	0	
10/30	at Den	Inactive/Injured						Not with Team	11	25	2.3	10	0		11	25	2.3	10	0	1	9	8.0	9	0	0	0.0	--	0	0	
11/3	at Chi	Inactive/Injured						4	19	4.8	14	0		10	44	4.4	13	0	1	10	10.0	10	0	0	0.0	--	0	0		
11/20	CAR	Inactive/Injured						16	140	8.8	43	2		7	29	4.1	16	0	0	0	0.0	--	0	0	0	0.0	--	0	0	
11/24	GB	Inactive/Injured						7	36	5.1	15	0		7	39	5.6	14	0	2	19	9.5	16	1	1	11	11.0	11	0	0	
12/4	at NO	Reserve/Injured						6	34	5.7	17	1		12	28	2.3	6	0	2	14	7.0	14	0	0	0.0	--	0	0		
12/11	MIN	Reserve/Injured						Inactive/Injured	4	13	3.3	4	0		12	43	3.6	8	0	1	1	1.0	1	0	0	0.0	--	0	0	
12/18	at Oak	Reserve/Injured						15	43	2.9	14	0		0	0	0.0	--	0	1	0	0	0.0	--	0	0	0.0	--	0	0	
12/24	SD	Reserve/Injured						15	49	3.3	21	1		5	22	4.4	8	0	0	0	0.0	--	0	1	11	11.0	11	0	0	
1/1	at GB	Reserve/Injured						9	35	3.9	8	0		4	13	3.3	7	0	0	0	0.0	--	0	1	9	9.0	9	0	0	
Totals		84	390	4.6	88	2		72	356	4.9	43	4		80	316	4.0	31	1	58	195	3.4	18	2	11	85	7.7	20	0	0	

Date	Opp	M.Stafford					TD	J.Harrison					TD	S.Logan					TD	T.Young					TD					
		Att	Yds	Avg	Lg			Att	Yds	Avg	Lg			Att	Yds	Avg	Lg			Att	Yds	Avg	Lg							
9/11	at TB	1	0	0.0	0	0		8	27	3.4	9	0		1	-2	-2.0	-2	0	0	0.0	--	0	0	0	0.0	--	0	0		
9/18	KC	1	1	1.0	1	0		4	6	1.5	3	0		0	0	0.0	--	0	0	0.0	--	0	0	0	0.0	--	0	0		
9/25	at Min	1	-1	-1.0	-1	0		2	8	4.0	5	0		0	0	0.0	--	0	0	0.0	--	0	0	0	0.0	--	0	0		
10/2	at Dal	1	-1	-1.0	-1	0		0	0	0.0	--	0		1	3	3.0	3	0	0	0.0	--	0	0	0	0.0	--	0	0		
10/10	CHI	1	1	1.0	1	0		Inactive	1	6	6.0	6	0		1	6	6.0	6	0	0	0.0	--	0	0	0	0.0	--	0	0	
10/16	SF	1	9	9.0	9	0		Inactive	0	0	0.0	--	0		0	0	0.0	--	0	0	0.0	--	0	0	0	0.0	--	0	0	
10/23	ATL	0	0	0.0	0	--		Reserve/Non-Football Illness	0	0	0.0	--	0		0	0	0.0	--	0	0	0.0	--	0	0	0	0.0	--	0	0	
10/30	at Den	1	21	21.0	21	0		Reserve/Non-Football Illness	1	1	1.0	1	0		1	1	1.0	1	0	0	0.0	--	0	0	0	0.0	--	0	0	
11/3	at Chi	2	1	0.5	2	0		Reserve/Non-Football Illness	1	5	5.0	5	0		0	0	0.0	--	0	0	0.0	--	0	0	0	0.0	--	0	0	
11/20	CAR	4	2	0.5	2	0		Reserve/Non-Football Illness	1	-2	-2.0	-2	0		0	0	0.0	--	0	0	0.0	--	0	0	0	0.0	--	0	0	
11/24	GB	4	31	7.8	22	0		Reserve/Non-Football Illness	0	0	0.0	--	0		0	0	0.0	--	0	0	0.0	--	0	0	0	0.0	--	0	0	
12/4	at NO	0	0	0.0	0	--		Reserve/Non-Football Illness	1	0	0.0	0	0		5	11	2.2	11	0	1	11	11	0	0	0	0.0	--	0	0	
12/11	MIN	2	4	2.0	3	0		Reserve/Non-Football Illness	0	0	0.0	--	0		0	0	0.0	--	0	0	0.0	--	0	0	0	0.0	--	0	0	
12/18	at Oak	1	5	5.0	5	0		Reserve/Non-Football Illness	1	5	5.0	5	0		1	4	4.0	4	0	1	4	4.0	4	0	0	0	0.0	--	0	0
12/24	SD	2	5	2.5	3	0		Reserve/Non-Football Illness	0	0	0.0	--	0		0	0	0.0	--	0	0	0.0	--	0	0	0	0.0	--	0	0	
1/1	at GB	0	0	0.0	0	--		Reserve/Non-Football Illness	1	16	16.0	16	0		0	0	0.0	--	0	0	0.0	--	0	0	0	0.0	--	0	0	
Totals		22	78	3.5	22	0		14	41	2.9	9	0		9	32	3.6	16	0	2	15	7.5	11	0	0	0	0.0	--	0	0	

C. Johnson: 1-11 12/11 vs Min; T. Scheffler: 1-5 9/11 at TB; A. Brown: 1-0 12/11 at Oak; S. Hill: 1-1 10/30 at Den

RECEIVING

Date	Opp	C.Johnson					TD	B.Pettigrew					TD	N.Burleson					TD	T.Young					TD	J.Best				
		Rec	Yds	Avg	Lg	TD		Rec	Yds	Avg	Lg	TD		Rec	Yds	Avg	Lg	TD		Rec	Yds	Avg	Lg	TD		Rec	Yds	Avg	Lg	TD
9/11	at TB	6	88	14.7	36	2		4	57	14.3	25	0		5	60	12.0	29	0	0	0	0	0	0	4	42	10.5	14	0		
9/18	KC	3	29	9.7	15	2		1	7	7.0	7	0		7	93	13.3	29	0	5	89	17.8	43	0	6	66	11.0	35	1		
9/25	at Min	7	108	15.4	40	2		11	112	10.2	27	0		2	12	6.0	7	0	4	51	12.8	17	0	5	74	14.8	60	0		
10/2	at Dal	8	96	12.0	23	2		6	64	10.7	22	0		2	16	8.0	9	0	3	41	13.7	19	0	2	23	11.5	24	0		
10/10	CHI	5	130	26.0	73	1		4	39	9.8	18	1		1	6	6.0	6	0	4	14	7.0	9	0	4	9	2.3	3	0		
10/16	SF	7	113	16.1	41	0		8	42	5.3	16	1		4	34	8.5	14	1	1	14	14.0	14	0	6	73	12.2	32	0		
10/23	ATL	5	115	23.0	57	1		4	31	7.8	9	0		1	1	1.0	1	0	0	--	--	--	0	Inactive/Injured						
10/30	at Den	6	125	20.8	56	1		3	8	2.7	7	0		4	23	5.8	15	0	4	66	16.5	41	1	Inactive/Injured						
11/3	at Chi	7	81	11.6	40	0		5	38	7.6	17	0		8	83	10.4	20	0	7	74	10.6	18	0	Inactive/Injured						
11/13	CAR	5	89	17.8	30	0		9	67	9.3	16	1		7	63	9.0	16	1	2	14	7.0	11	0	Inactive/Injured						
11/24	GB	4	49	12.3	23	1		4	27	6.8	10	0		5	39	7.8	15	0	1	13	13.0	13	0	Inactive/Injured						
12/4	at NO	6	69	11.5	22	0		2	13	6.5	8	0		5	93	18.6	47	0	2	60	30.0	49	0	Reserve/Injured						
12/11	MIN	3	29	9.7	14	0		6	57	9.5	17	1		3	25	8.3	14	0	4	87	21.8	57	1	Reserve/Injured						
12/18	at Oak	9	214	23.8	51	2		49	48	9.8	17	0		7	81	11.6	39	1	5	21	12.3	13	0	Reserve/Injured						
12/24	SD	4	102	25.5	46	1		9	80	8.9	16	1		6	83	13.8	30	0	4	39	9.8	24	0	Reserve/Injured						
1/1	at GB	11	244	22.2	41	1		7	116	16.6	26	0		6	45	7.5	16	0	4	24	6.0	10	2	Reserve/Injured						
Totals		96	1681	17.5	73	16		83	777	9.4	27	5		73	757	10.4	47	3	48	607	12.6	57	6	27	287	10.6	60	1		

Date	Opp	M.Morris					TD	T.Scheffer					TD	K.Smith					TD	K.Williams					TD	W.Heller					TD
		Rec	Yds	Avg	Lg	TD		Rec	Yds	Avg	Lg	TD		Rec	Yds	Avg	Lg	TD		Rec	Yds	Avg	Lg	TD		Rec	Yds	Avg	Lg	TD	
9/11	at TB	2	25	12.5	16	0		1	11	11.0	11	1		1	Not with Team			0	0	0.0	--	--	0	0	0	0.0	--	0			
9/18	KC	0	0	0.0	--	0		1	36	36.0	36	1		1	Not with Team			0	0	0.0	--	--	0	1	2	2.0	--	0			
9/25	at Min	1	14	14.0	14	0		1	4	4.0	4	0		0	Not with Team			0	0	0.0	--	--	0	0	0	0.0	--	0			
10/2	at Dal	0	0	0.0	--	0		0	0	0.0	0	0		0	Not with Team			0	0	0.0	--	--	0	0	0	0.0	--	0			
10/10	CHI	1	8	8.0	8	0		1	12	12.0	12	0		0	Not with Team			0	0	0.0	--	--	1	1	1.0	1	--	0			
10/16	SF	1	8	8.0	8	0		Inactive/Injured				0		0	Not with Team			0	0	0.0	--	--	1	9	9.0	9	--	0			
10/23	ATL	2	13	6.5	9	0		2	15	7.5	9	0		0	Not with Team			0	0	0.0	--	--	1	8	8.0	8	--	0			
10/30	at Den	1	7	7.0	7	0		3	38	12.7	28	1		1	5	5.0	5	0	1	5	5.0	5	0	0	0	0.0	--	0			
11/3	at Chi	1	6	6.0	6	0		3	37	12.3	17	1		2	10	5.0	6	0	0	0	0.0	--	--	0	0	0.0	--	0			
11/10	CAR	8	80	10.0	10	0		4	41	10.3	24	0		4	61	15.3	28	1	0	0	0.0	--	--	1	12	12.0	12	--	0		
11/24	GB	9	81	9.0	15	0		2	13	6.5	8	0		3	21	7.0	14	0	4	33	8.3	11	0	0	0	0.0	--	0			
12/4	at NO	5	47	9.4	12	1		2	41	20.5	36	0		6	46	7.7	18	0	1	7	7.0	7	0	1	10	10.0	10	--	0		
12/11	MIN	1	3	3.0	3	0		0	0	0.0	0	0		0	Inactive/Injured			2	17	8.5	12	0	0	0	0.0	--	0				
12/18	at Oak	0	0	0.0	--	0		1	4	4.0	4	0		1	3	3.0	3	0	0	0	0.0	--	--	0	0	0.0	--	0			
12/24	SD	10	110	11.0	10	0		3	47	15.7	26	0		3	47	15.7	26	0	0	0	0.0	--	--	0	0	0.0	--	0			
1/1	at GB	0	0	0.0	--	0		4	65	16.3	26	1		4	26	6.5	10	1	0	0	0.0	--	--	0	0	0.0	--	0			
Totals		26	230	8.8	16	1		26	347	13.3	36	6		22	179	8.1	28	3	8	62	7.8	12	0	6	42	7.0	12	0			



SEASON IN REVIEW

Detroitlions.com

Media.Detroitlions.com

PUNT RETURNS

Date	Opp	S.Logan					B.McDonald				
		PR	Yds	Avg	Lg	FC	PR	Yds	Avg	Lg	FC
9/11	at TB	5	34	6.8	13	0	0	0	0.0	--	0
9/18	KC	1	7	7.0	7	4	0	0	0.0	--	0
9/25	at Min	4	37	9.3	20	2	0	0	0.0	--	0
10/2	at Dal	1	12	12.0	12	1	0	0	0.0	--	0
10/10	CHI	3	26	8.7	11	1	0	1	0.0	0	0
10/16	SF	3	41	13.7	16	4	0	0	0.0	--	0
10/23	ATL	1	0	0.0	0	0	0	0	0.0	--	0
10/30	at Den	3	30	10.0	17	4	0	0	0.0	--	0
11/3	at Chi	3	2	0.7	7	1	0	0	0.0	--	0
11/20	CAR	2	25	12.5	16	0	0	0	0.0	--	0
11/24	GB	1	-2	-2.0	-2	2	0	0	0.0	--	0
12/4	at NO	2	13	6.5	10	1	0	Inactive/Injured			
12/11	MIN	1	28	28.0	28	0	0	Not with Team			
12/18	at Oak	3	33	11.0	15	1	0	Not with Team			
12/24	SD	2	7	3.5	7	2	0	0	0.0	--	0
1/1	at GB	2	8	4.0	5	1	0	0	0.0	--	0
Totals		37	301	8.1	28	28	0	1	0.0	0	0

KO RETURNS

Date	Opp	S.Logan					R.Davis					A.Fluellen					M.Morris				
		KR	Yds	Avg	Lg	FC	KR	Yds	Avg	Lg	FC	KR	Yds	Avg	Lg	FC	KR	Yds	Avg	Lg	FC
9/11	at TB	0	0	0.0	--	0	0	0	0.0	--	0	0	0	0.0	--	0	0	0	0.0	--	0
9/18	KC	0	0	0.0	--	0	0	0	0.0	--	0	0	0	0.0	--	0	0	0	0.0	--	0
9/25	at Min	3	74	24.7	27	0	0	Inactive/Injured				1	6	6.0	6	0	1	15	15.0	15	0
10/2	at Dal	3	76	25.3	28	0	0	Inactive/Injured				0	0	0.0	--	0	0	0	0.0	--	0
10/10	CHI	0	0	0.0	--	0	0	Inactive/Injured				0	0	0.0	--	0	0	0	0.0	--	0
10/16	SF	0	0	0.0	--	0	0	Inactive/Injured				0	0	0.0	--	0	0	0	0.0	--	0
10/23	ATL	5	141	28.2	32	0	0	Inactive/Injured				0	0	0.0	--	0	0	0	0.0	--	0
10/30	at Den	0	0	0.0	--	0	0	Inactive/Injured				0	0	0.0	--	0	0	0	0.0	--	0
11/3	at Chi	2	44	22.0	29	0	0	0	0.0	--	0	0	Inactive			0	0	0	0.0	--	0
11/20	CAR	2	46	23.0	24	0	0	0	0.0	--	0	0	0	0.0	--	0	0	0	0.0	--	0
11/24	GB	4	113	28.3	33	0	0	1	16	16.0	16	0	0	0.0	--	0	0	0	0.0	--	0
12/4	at NO	2	52	26.0	28	0	0	1	18	18.0	18	0	0	0.0	--	0	0	0	0.0	--	0
12/11	MIN	5	119	23.8	42	0	0	0	0.0	--	0	0	0	0.0	--	0	0	0	0.0	--	0
12/18	at Oak	2	35	17.5	24	0	0	0	0.0	--	0	0	0	0.0	--	0	0	0	0.0	--	0
12/24	SD	1	29	29.0	29	0	0	0	0.0	--	0	0	0	0.0	--	0	0	0	0.0	--	0
1/1	at GB	4	103	25.8	35	0	0	0	0.0	--	0	0	0	0.0	--	0	0	0	0.0	--	0
Totals		33	832	25.2	42	0	0	2	34	17.0	18	0	0	1	6	6.0	6	0	0	15	15.0

PUNTING

Date	Opp	R.Donahue					B.Graham				
		Pnt	Yds	Avg	Net	TB	Pnt	Yds	Avg	Net	TB
9/11	at TB	5	241	48.2	44.6	1	0	3	60	Not with Team	
9/18	KC	5	206	41.2	41.0	0	0	2	51	Not with Team	
9/25	at Min	7	325	46.4	33.6	0	0	1	52	Not with Team	
10/2	at Dal	6	282	47.0	37.3	0	0	1	56	Not with Team	
10/10	CHI	5	182	36.4	32.2	0	0	3	46	Not with Team	
10/16	SF	8	350	43.8	32.3	1	0	0	57	Not with Team	
10/23	ATL	6	263	43.8	33.5	0	0	2	51	Not with Team	
10/30	at Den	7	284	40.6	33.7	1	0	1	52	Not with Team	
11/3	at Chi	Inactive/Injured					2	96	25.0	35.5	0
11/20	CAR	Inactive/Injured					4	148	-2.0	32.5	1
11/24	GB	Reserve/Injured					4	183	13.0	42.5	0
12/4	at NO	Reserve/Injured					6	286	22.0	37.3	2
12/11	MIN	Reserve/Injured					6	257	17.0	40.0	0
12/18	at Oak	Reserve/Injured					3	124	17.0	35.7	0
12/24	SD	Reserve/Injured					3	141	0.0	47.0	0
1/1	at GB	Reserve/Injured					4	3	0.0	2	54
Totals		49	2093	42.7	35.6	4	0	13	60	28	1235

R. Malone: 5-245, 49.0 avg, 24.6 Net, 62 Lg

PASSING

Date	Opp	M.Stafford										Sh.Hill									
		Att	Cmp	Yds	Pct	Avg	TD	Int	Int	Lg	Sk/Y	Att	Cmp	Yds	Pct	Avg	TD	Int	Int	Lg	Sk/Y
9/11	at TB	33	24	305	72.7	9.24	3	8	1	3.0	36/0	118.9	Did Not Play								
9/18	KC	39	23	294	59.0	7.54	4	10	3	2.6	43	0/0	106.1	1	1	28	100.0	28.00	0	0.0	0
9/25	at Min	46	32	378	69.6	8.22	2	4	3	0.0	60	5/40	108.8	Did Not Play							
10/2	at Dal	43	21	240	48.8	5.58	2	4	7	2.3	24	0/0	71.9	Did Not Play							
10/10	CHI	26	19	219	73.1	8.42	2	7	1	3.8	73/1	107.7	Did Not Play								
10/16	SF	50	30	360	60.0	5.86	2	4	0	0.0	41	5/49	86.5	Did Not Play							
10/23	ATL	32	15	183	46.9	5.72	1	3	1	0.0	57/3	3/24	75.4	Did Not Play							
10/30	at Den	30	21	267	70.0	8.90	3	10	0	0.0	56/2	2/9	130.8	2	1	5	50.0	2.50	0	0.0	5
11/3	at Chi	63	33	329	52.4	5.22	1	1	6	6.3	40	2/16	46.3	Did Not Play							
11/20	CAR	36	28	335	77.8	9.31	5	13	2	5.6	30	2/9	121.9	Did Not Play							
11/24	GB	45	32	276	71.1	6.13	1	2	3	6.7	23	1/3	66.5	Did Not Play							
12/4	at NO	44	31	408	70.5	9.27	1	2	3	2.3	49	3/29	97.5	Did Not Play							
12/11	MIN	29	20	227	69.0	7.83	2	6	9	0.0	57/5	5/19	115.2	Did Not Play							
12/18	at Oak	52	29	391	55.8	7.52	4	7	0	0.0	51/1	2/16	105.5	Did Not Play							
12/24	SD	36	29	373	80.6	10.36	3	8	3	0.0	46	3/20	137.6	Did Not Play							
1/1	at GB	59	36	520	61.0	8.81	5	8	2	3.4	41	2/18	103.8	Did Not Play							
Totals		663	421	5038	63.5	7.60	41	6.2	16	2.4	73/3	36/257	97.2	3	2	33	66.7	11.00	0	0.0	0

DEFENSE

Date	Opp	C.Avril					A.Berry					D.Carey					B.Carpenter					E.Coleman					
		TT	ST	AT	Sk	SKY	TT	ST	AT	Sk	SKY	TT	ST	AT	Sk	SKY	TT	ST	AT	Sk	SKY	TT	ST	AT	Sk	SKY	
9/11	at TB	2	1	1	0.0	0.0	4	4	0	0.0	0.0	Not with Team					0	0	0	0.0	0.0	0	0	0	0.0	0.0	
9/18	KC	0	0	0	0.0	0.0	4	2	2	0.0	0.0	Not with Team					0	0	0	0.0	0.0	0	0	0	0.0	0.0	
9/25	at Min	2	2	0	1.0	8.0	0	0	0	0.0	0.0	Not with Team					0	0	0	0.0	0.0	0	0	0	0.0	0.0	
10/2	at Dal	3	1	1	0.0	0.0	Inactive/Injured					Not with Team					6	4	2	1	0.0	0.0	0	0	0	0.0	0.0
10/10	CHI	4	2	2	1.0	4.0	4	4	0	0.0	0.0	Not with Team					3	3	0	0.0	0.0	0	0	0	0.0	0.0	
10/16	SF	2	2	0	0.0	0.0	1	1	0	0.0	0.0	Not with Team					2	2	1	0.0	0.0	Reserve/Injured					
10/23	ATL	1	1	0	1.0	9.0	2	1	1	0.0	0.0	Not with Team					1	1	0	0.0	0.0	Reserve/Injured					
10/30	at Den	3	3	0	2.0	22.0	0	0	0	0.0	0.0	Inactive					3	3	0	0.0	0.0	Reserve/Injured					
11/3	at Chi	1	1	0	1.0	10.0	3	3	0	0.0	0.0	Inactive					3	1	0	0.0	0.0	Reserve/Injured					
11/20	CAR	4	3	1	0.0	0.0	Inactive/Injured					0	0	0	0.0	0.0	1	0	1	0.0	0.0	Reserve/Injured					
11/24	GB	2	2	0	1.0	11.0	4	4	0	0.0	0.0	Inactive					0	0	0	0.0	0.0	Reserve/Injured					
12/4	at NO	0	0	0	0.0	0.0	7	5	2	0.0	0.0	0	0	0	0.0	0.0	0	0	0	0.0	0.0	Reserve/Injured					
12/11	Min	8	7	1	2.0	13.0	1	1	0	0.0	0.0	5	2	3	0.0	0.0	7	7	0	0.0	0.0	Reserve/Injured					
12/18	at Oak	4	3	1	2.0	15.0	Inactive/Injured					3	3	0	0.0	0.0	0	0	0	0.0	0.0	Reserve/Injured					
12/24	SD	0	0	0	0.0	0.0	Inactive/Injured					Inactive/Injured					0	0	0	0.0	0.0	Reserve/Injured					
1/1	at GB	0	0	0	0.0	0.0	Inactive/Injured					0	0	0	0.0	0.0	24	20	4	0.0	0.0	Reserve/Injured					
Totals		36	29	7	11.0	92.0	30	25	5	0.0	0.0	8	5	3	0.0	0.0	24	20	4	0.0	0.0	0	0	0	0.0	0.0	



SEASON IN REVIEW

Detroitlions.com
Media.Detroitlions.com

Date	Opp	R.Davis					K.Dawson					L.Delmas					J.Durant					I.Ekejiuba				
		TT	ST	AT	Sk	SKY	TT	ST	AT	Sk	SKY	TT	ST	AT	Sk	SKY	TT	ST	AT	Sk	SKY	TT	ST	AT	Sk	SKY
9/11	at TB	0	0	0	0.0	0.0	0	0	0	0.0	0.0	0	0	0	0.0	0.0	4	4	0	0.0	0.0	0	0	0	0.0	0.0
9/18	KC	0	0	0	0.0	0.0	Not with Team					5	3	2	0.0	0.0	11	8	3	0.0	0.0	0	1	0	0.0	0.0
9/25	at Min	Inactive/Injured					Not with Team					5	4	1	0.0	0.0	6	6	0	0.0	0.0	0	0	0	0.0	0.0
10/2	at Dal	Inactive/Injured					Not with Team					7	5	2	0.0	0.0	Inactive/Injured					Inactive/Injured				
10/10	Chi	Inactive/Injured					Not with Team					8	5	3	0.0	0.0	Inactive/Injured					Reserve/Injured				
10/16	SF	0	0	0	0.0	0.0	Not with Team					5	4	1	0.0	0.0	Not with Team					Reserve/Injured				
10/23	Atl	Inactive/Injured					Not with Team					8	6	2	0.0	0.0	4	2	2	0.0	0.0	Reserve/Injured				
10/30	at Den	Inactive/Injured					Not with Team					4	3	1	0.0	0.0	2	2	0	0.0	0.0	Reserve/Injured				
11/3	at Chi	0	0	0	0.0	0.0	Not with Team					2	2	0	0.0	0.0	7	7	0	0.0	0.0	Reserve/Injured				
11/20	Car	0	0	0	0.0	0.0	Not with Team					7	4	3	0.0	0.0	2	2	0	0.0	0.0	Reserve/Injured				
11/24	GB	2	2	0	0.0	0.0	Not with Team					0	0	0	0.0	0.0	3	1	2	1.0	0.0	Reserve/Injured				
12/4	at NO	0	0	0	0.0	0.0	0	0	0	0.0	0.0	Inactive/Injured					2	2	0	0.0	0.0	Reserve/Injured				
12/11	Min	0	0	0	0.0	0.0	1	1	0	0.0	0.0	Inactive/Injured					0	0	0	0.0	0.0	Reserve/Injured				
12/18	at Oak	0	0	0	0.0	0.0	Inactive					Inactive/Injured					7	5	2	0.0	0.0	Reserve/Injured				
12/24	SD	0	0	0	0.0	0.0	Not with Team					11	8	3	1.0	2.0	11	8	3	1.0	2.0	Reserve/Injured				
1/1	at GB	0	0	0	0.0	0.0	Not with Team					9	6	3	0.0	0.0	3	1	2	0.0	0.0	Reserve/Injured				
Totals		2	2	0	0.0	0.0	1	1	0	0.0	0.0	51	36	15	0.0	0.0	68	53	15	2.0	2.0	1	1	0	0.0	0.0

Date	Opp	N.Fairley					A.Fluellen					C.Harris					J.Haye					S.Hill				
		TT	ST	AT	Sk	SKY	TT	ST	AT	Sk	SKY	TT	ST	AT	Sk	SKY	TT	ST	AT	Sk	SKY	TT	ST	AT	Sk	SKY
9/11	at TB	Inactive/Injured					3	3	0	0.0	0.0	Not with Team					Not with Team					Not with Team				
9/18	KC	Inactive/Injured					0	0	0	0.0	0.0	Not with Team					Not with Team					Not with Team				
9/25	at Min	Inactive/Injured					1	0	1	0.0	0.0	Not with Team					Not with Team					Not with Team				
10/2	at Dal	Inactive/Injured					1	1	0	0.0	0.0	Not with Team					Not with Team					Not with Team				
10/10	Chi	0	0	0	0.0	0.0	0	0	0	0.0	0.0	Not with Team					Not with Team					Not with Team				
10/16	SF	0	0	0	0.0	0.0	Inactive					Not with Team					Not with Team					Not with Team				
10/23	Atl	1	1	0	0.0	0.0	0	0	0	0.0	0.0	Not with Team					Not with Team					Not with Team				
10/30	at Den	Inactive/Injured					0	0	0	0.0	0.0	Not with Team					Not with Team					Not with Team				
11/3	at Chi	1	1	0	0.0	0.0	Inactive					0	0	0	0.0	0.0	Not with Team					Not with Team				
11/20	Car	1	2	0	0.0	0.0	1	1	1	0.0	0.0	2	2	0	0.0	0.0	Not with Team					Not with Team				
11/24	GB	1	1	0	0.0	0.0	1	1	0	0.0	0.0	0	0	0	0.0	0.0	Not with Team					Not with Team				
12/4	at NO	3	2	1	1.0	1.0	0	0	0	0.0	0.0	8	7	1	0.0	0.0	Not with Team					Not with Team				
12/11	Min	Inactive/Injured					3	2	1	0.0	0.0	5	4	1	0.0	0.0	2	0	0	0.0	0.0	Not with Team				
12/18	at Oak	1	1	0	0.0	0.0	0	0	0	0.0	0.0	1	1	0	0.0	0.0	Not with Team					Not with Team				
12/24	SD	1	1	0	0.0	0.0	Inactive					2	2	0	0.0	0.0	Not with Team					Not with Team				
1/1	at GB	4	1	3	0.0	0.0	2	2	0	0.0	0.0	2	1	1	0.0	0.0	Not with Team					Not with Team				
Totals		15	9	6	1.0	1.0	12	9	3	0.0	0.0	20	17	3	0.0	0.0	2	0	2	0.0	0.0	24	13	11	1.5	3.5

Date	Opp	D.Hogue					C.Houston					L.Jackson					D.Levy					A.Madison				
		TT	ST	AT	Sk	SKY	TT	ST	AT	Sk	SKY	TT	ST	AT	Sk	SKY	TT	ST	AT	Sk	SKY	TT	ST	AT	Sk	SKY
9/11	at TB	Inactive					7	6	1	0.0	0.0	0	0	0	0.0	0.0	3	3	0	0.0	0.0	Not with Team				
9/18	KC	Inactive					3	2	1	0.0	0.0	3	1	2	0.0	0.0	7	4	3	0.0	0.0	Not with Team				
9/25	at Min	Inactive					4	4	0	0.0	0.0	0	0	0	0.0	0.0	3	2	1	0.0	0.0	Not with Team				
10/2	at Dal	0	0	0	0.0	0.0	6	5	1	0.0	0.0	2	2	0	0.0	0.0	10	4	4	0.0	0.0	Not with Team				
10/10	Chi	0	0	0	0.0	0.0	6	5	1	0.0	0.0	4	2	2	1.0	0.0	13	9	4	0.0	0.0	Not with Team				
10/16	SF	0	0	0	0.0	0.0	4	4	0	0.0	0.0	1	1	0	0.0	0.0	12	7	5	0.0	0.0	Not with Team				
10/23	Atl	0	0	0	0.0	0.0	5	4	1	0.0	0.0	4	2	2	0.5	2.5	10	5	5	0.0	0.0	Not with Team				
10/30	at Den	0	0	0	0.0	0.0	6	4	2	0.0	0.0	4	3	1	2.0	11.0	4	3	1	0.0	0.0	Not with Team				
11/3	at Chi	0	0	0	0.0	0.0	1	1	0	0.0	0.0	Inactive/Injured					8	5	3	0.0	0.0	Not with Team				
11/20	Car	0	0	0	0.0	0.0	3	2	1	0.0	0.0	Inactive/Injured					3	1	2	0.0	0.0	Not with Team				
11/24	GB	0	0	0	0.0	0.0	1	1	0	0.0	0.0	Inactive/Injured					2	2	0	0.0	0.0	Not with Team				
12/4	at NO	0	0	0	0.0	0.0	Inactive/Injured					Inactive/Injured					4	4	0	1.0	15.0	Not with Team				
12/11	Min	0	0	0	0.0	0.0	Inactive/Injured					Inactive/Injured					3	7	2	0.0	0.0	Not with Team				
12/18	at Oak	0	0	0	0.0	0.0	3	3	0	0.0	0.0	1	0	1	0.0	0.0	6	4	2	0.0	0.0	Not with Team				
12/24	SD	0	0	0	0.0	0.0	2	1	0	0.0	0.0	3	2	1	0.0	0.0	7	4	3	0.0	0.0	Not with Team				
1/1	at GB	0	0	0	0		54	44	10	0.0	0.0	26	17	9	4.5	19.5	107	72	35	1.0	15.0	R... 0.0				
Totals		0	0	0	0.0	0.0	54	44	10	0.0	0.0	26	17	9	4.5	19.5	107	72	35	1.0	15.0					



Date	Opp	W Yds		AT	SK	SLY
		TT	ST			
9/11	at TB	1	0	0	0.0	0.0
9/18	KC	2	2	0	0.0	0.0
9/25	at Min	0	0	0	0.0	0.0
10/2	at Dal	2	1	1	1.0	10.0
10/9	Chi	3	2	1	1.0	8.0
10/16	SF	0	0	0	0.0	0.0
10/23	Atl	Inactive				
10/30	at Den	2	1	1	0.0	0.0
11/3	at Chi	1	1	0	0.0	0.0
11/10	Car	Inactive				
11/24	GB	0	0	0	0.0	0.0
12/4	at NO	1	0	1	0.0	0.0
12/11	Min	0	0	0	0.0	0.0
12/18	at Oak	1	0	1	0.0	0.0
12/24	SD	0	0	0	0.0	0.0
1/1	at GB	1	1	0	1.0	1.0
Totals		14	9	5	3.0	19.0

INTERCEPTIONS

Date	Opp	C.Avril				A.Berry				D.Carey				B.Carpenter				L.Delmas			
		Int	Yds	Avg	TD	Int	Yds	Avg	TD	Int	Yds	Avg	TD	Int	Yds	Avg	TD	Int	Yds	Avg	TD
9/11	at TB	0	0	0.0	0	0	0	0.0	0	1	Not with Team			0	0	0.0	0	0	0	0.0	0
9/18	KC	0	0	0.0	0	1	0	0.0	0	0	Not with Team			0	0	0.0	0	0	0	0.0	0
9/25	at Min	0	0	0.0	0	0	0	0.0	0	0	Not with Team			0	0	0.0	0	0	0	0.0	0
10/2	at Dal	0	0	0.0	0	0	Inactive/Injured			1	Not with Team			1	34	34.0	1	0	0	0.0	0
10/9	Chi	0	0	0.0	0	1	0	0.0	0	1	Not with Team			0	0	0.0	0	0	0	0.0	0
10/16	SF	0	0	0.0	0	0	0	0.0	0	1	Not with Team			0	0	0.0	0	0	0	0.0	0
10/23	Atl	0	0	0.0	0	0	0	0.0	0	2	Not with Team			0	0	0.0	0	0	0	0.0	0
10/30	at Den	0	0	0.0	0	0	0	0.0	0	3	Inactive			0	0	0.0	0	0	0	0.0	0
11/3	at Chi	0	0	0.0	0	0	0	0.0	0	0	Inactive			0	0	0.0	0	0	0	0.0	0
11/20	Car	0	0	0.0	0	0	Inactive/Injured			0	0	0.0	0	0	0	0.0	0	0	0	0.0	0
11/24	GB	0	0	0.0	0	1	0	0	0.0	2	Inactive			0	0	0.0	0	0	0	0.0	0
12/4	at NO	0	0	0.0	0	0	0	0.0	0	1	0	0.0	0	0	0	0.0	0	Inactive/Injured			
12/11	Min	0	0	0.0	0	0	0	0.0	0	0	0	0.0	0	0	0	0.0	0	Inactive/Injured			
12/18	at Oak	0	0	0.0	0	0	Inactive/Injured			0	0	0.0	0	0	0	0.0	0	Inactive/Injured			
12/24	SD	1	4	4.0	1	1	Inactive/Injured			0	0	0.0	0	0	0	0.0	0	Inactive/Injured			
1/1	at GB	0	0	0.0	0	0	Inactive/Injured			0	0	0.0	0	0	0	0.0	0	Inactive/Injured			
Totals		1	4	4.0	1	4	0	0.0	0	11	0	0.0	0	1	34	34.0	1	0	0	0.0	0

Date	Opp	C.Harris				TD	PD	C.Houston				TD	PD	D.Levy				TD	PD	A.Smith				TD	PD	A.Spievey				TD	PD																																																																																																																																																																																																																																																																																																																																																																																																																																																																																																																																																																																																																																																																																																																																																																																																																																																																																																																																																																																																																	
		Int	Yds	Avg	TD			Int	Yds	Avg	TD			Int	Yds	Avg	TD			Int	Yds	Avg	TD			Int	Yds	Avg	TD			Int	Yds	Avg	TD	Int	Yds	Avg	TD	Int	Yds	Avg	TD	Int	Yds	Avg	TD	Int	Yds	Avg	TD	Int	Yds	Avg	TD	Int	Yds	Avg	TD	Int	Yds	Avg	TD	Int	Yds	Avg	TD	Int	Yds	Avg	TD	Int	Yds	Avg	TD	Int	Yds	Avg	TD	Int	Yds	Avg	TD	Int	Yds	Avg	TD	Int	Yds	Avg	TD	Int	Yds	Avg	TD	Int	Yds	Avg	TD	Int	Yds	Avg	TD	Int	Yds	Avg	TD	Int	Yds	Avg	TD	Int	Yds	Avg	TD	Int	Yds	Avg	TD	Int	Yds	Avg	TD	Int	Yds	Avg	TD	Int	Yds	Avg	TD	Int	Yds	Avg	TD	Int	Yds	Avg	TD	Int	Yds	Avg	TD	Int	Yds	Avg	TD	Int	Yds	Avg	TD	Int	Yds	Avg	TD	Int	Yds	Avg	TD	Int	Yds	Avg	TD	Int	Yds	Avg	TD	Int	Yds	Avg	TD	Int	Yds	Avg	TD	Int	Yds	Avg	TD	Int	Yds	Avg	TD	Int	Yds	Avg	TD	Int	Yds	Avg	TD	Int	Yds	Avg	TD	Int	Yds	Avg	TD	Int	Yds	Avg	TD	Int	Yds	Avg	TD	Int	Yds	Avg	TD	Int	Yds	Avg	TD	Int	Yds	Avg	TD	Int	Yds	Avg	TD	Int	Yds	Avg	TD	Int	Yds	Avg	TD	Int	Yds	Avg	TD	Int	Yds	Avg	TD	Int	Yds	Avg	TD	Int	Yds	Avg	TD	Int	Yds	Avg	TD	Int	Yds	Avg	TD	Int	Yds	Avg	TD	Int	Yds	Avg	TD	Int	Yds	Avg	TD	Int	Yds	Avg	TD	Int	Yds	Avg	TD	Int	Yds	Avg	TD	Int	Yds	Avg	TD	Int	Yds	Avg	TD	Int	Yds	Avg	TD	Int	Yds	Avg	TD	Int	Yds	Avg	TD	Int	Yds	Avg	TD	Int	Yds	Avg	TD	Int	Yds	Avg	TD	Int	Yds	Avg	TD	Int	Yds	Avg	TD	Int	Yds	Avg	TD	Int	Yds	Avg	TD	Int	Yds	Avg	TD	Int	Yds	Avg	TD	Int	Yds	Avg	TD	Int	Yds	Avg	TD	Int	Yds	Avg	TD	Int	Yds	Avg	TD	Int	Yds	Avg	TD	Int	Yds	Avg	TD	Int	Yds	Avg	TD	Int	Yds	Avg	TD	Int	Yds	Avg	TD	Int	Yds	Avg	TD	Int	Yds	Avg	TD	Int	Yds	Avg	TD	Int	Yds	Avg	TD	Int	Yds	Avg	TD	Int	Yds	Avg	TD	Int	Yds	Avg	TD	Int	Yds	Avg	TD	Int	Yds	Avg	TD	Int	Yds	Avg	TD	Int	Yds	Avg	TD	Int	Yds	Avg	TD	Int	Yds	Avg	TD	Int	Yds	Avg	TD	Int	Yds	Avg	TD	Int	Yds	Avg	TD	Int	Yds	Avg	TD	Int	Yds	Avg	TD	Int	Yds	Avg	TD	Int	Yds	Avg	TD	Int	Yds	Avg	TD	Int	Yds	Avg	TD	Int	Yds	Avg	TD	Int	Yds	Avg	TD	Int	Yds	Avg	TD	Int	Yds	Avg	TD	Int	Yds	Avg	TD	Int	Yds	Avg	TD	Int	Yds	Avg	TD	Int	Yds	Avg	TD	Int	Yds	Avg	TD	Int	Yds	Avg	TD	Int	Yds	Avg	TD	Int	Yds	Avg	TD	Int	Yds	Avg	TD	Int	Yds	Avg	TD	Int	Yds	Avg	TD	Int	Yds	Avg	TD	Int	Yds	Avg	TD	Int	Yds	Avg	TD	Int	Yds	Avg	TD	Int	Yds	Avg	TD	Int	Yds	Avg	TD	Int	Yds	Avg	TD	Int	Yds	Avg	TD	Int	Yds	Avg	TD	Int	Yds	Avg	TD	Int	Yds	Avg	TD	Int	Yds	Avg	TD	Int	Yds	Avg	TD	Int	Yds	Avg	TD	Int	Yds	Avg	TD	Int	Yds	Avg	TD	Int	Yds	Avg	TD	Int	Yds	Avg	TD	Int	Yds	Avg	TD	Int	Yds	Avg	TD	Int	Yds	Avg	TD	Int	Yds	Avg	TD	Int	Yds	Avg	TD	Int	Yds	Avg	TD	Int	Yds	Avg	TD	Int	Yds	Avg	TD	Int	Yds	Avg	TD	Int	Yds	Avg	TD	Int	Yds	Avg	TD	Int	Yds	Avg	TD	Int	Yds	Avg	TD	Int	Yds	Avg	TD	Int	Yds	Avg	TD	Int	Yds	Avg	TD	Int	Yds	Avg	TD	Int	Yds	Avg	TD	Int	Yds	Avg	TD	Int	Yds	Avg	TD	Int	Yds	Avg	TD	Int	Yds	Avg	TD	Int	Yds	Avg	TD	Int	Yds	Avg	TD	Int	Yds	Avg	TD	Int	Yds	Avg	TD	Int	Yds	Avg	TD	Int	Yds	Avg	TD	Int	Yds	Avg	TD	Int	Yds	Avg	TD	Int	Yds	Avg	TD	Int	Yds	Avg	TD	Int	Yds	Avg	TD	Int	Yds	Avg	TD	Int	Yds	Avg	TD	Int	Yds	Avg	TD	Int	Yds	Avg	TD	Int	Yds	Avg	TD	Int	Yds	Avg	TD	Int	Yds	Avg	TD	Int	Yds	Avg	TD	Int	Yds	Avg	TD	Int	Yds	Avg	TD	Int	Yds	Avg	TD	Int	Yds	Avg	TD	Int	Yds	Avg	TD	Int	Yds	Avg	TD	Int	Yds	Avg	TD	Int	Yds	Avg	TD	Int	Yds	Avg	TD	Int	Yds	Avg	TD	Int	Yds	Avg	TD	Int	Yds	Avg	TD	Int	Yds	Avg	TD	Int	Yds	Avg	TD	Int	Yds	Avg	TD	Int	Yds	Avg	TD	Int	Yds	Avg	TD	Int	Yds	Avg	TD	Int	Yds	Avg	TD	Int	Yds	Avg	TD	Int	Yds	Avg	TD	Int	Yds	Avg	TD	Int	Yds	Avg	TD	Int	Yds	Avg	TD	Int	Yds	Avg	TD	Int	Yds	Avg	TD	Int	Yds	Avg	TD	Int	Yds	Avg	TD	Int	Yds	Avg	TD	Int	Yds	Avg	TD	Int	Yds	Avg	TD	Int	Yds	Avg	TD	Int	Yds	Avg	TD	Int	Yds	Avg	TD	Int	Yds	Avg	TD	Int	Yds	Avg	TD	Int	Yds	Avg	TD	Int	Yds	Avg	TD	Int	Yds	Avg	TD	Int	Yds	Avg	TD	Int	Yds	Avg	TD	Int	Yds	Avg	TD	Int	Yds	Avg	TD	Int	Yds	Avg	TD	Int	Yds	Avg	TD	Int	Yds	Avg	TD	Int	Yds	Avg	TD	Int	Yds	Avg	TD	Int	Yds	Avg	TD	Int	Yds	Avg	TD	Int	Yds	Avg	TD	Int	Yds	Avg	TD	Int	Yds	Avg	TD	Int	Yds	Avg	TD	Int	Yds	Avg	TD	Int	Yds	Avg	TD	Int	Yds	Avg	TD	Int	Yds	Avg	TD	Int	Yds	Avg	TD	Int	Yds	Avg	TD	Int	Yds	Avg	TD	Int	Yds	Avg	TD	Int	Yds	Avg	TD	Int

Date	Opp	N.Suh				S.Tulloch				C.Williams				E.Wright				W.Young			
		Int	Yds	Avg	TD	Int	Yds	Avg	TD	Int	Yds	Avg	TD	Int	Yds	Avg	TD	Int	Yds	Avg	TD
9/11	at TB	0	0	0.0	0	0	0	0.0	0	0	0	0.0	0	0	0	0.0	0	0	0	0.0	0
9/18	KC	0	0	0.0	0	0	0	0.0	0	0	0	0.0	0	0	4	4.0	0	0	0	0.0	0
9/25	at Min	0	0	0.0	0	0	0	0.0	0	0	0	0.0	0	0	0	0.0	0	0	0	0.0	0
10/2	at Dal	0	0	0.0	0	1	0	0.0	0	1	0	0	0.0	0	0	0.0	0	0	0	0.0	0
10/9	Chi	0	0	0.0	0	0	0	0.0	0	1	0	0	0.0	0	0	0.0	0	0	0	0.0	0
10/16	SF	0	0	0.0	0	0	0	0.0	0	0	0	0	0.0	0	0	0.0	0	0	0	0.0	1
10/23	Atl	0	0	0.0	0	0	0	0.0	0	0	0	0	0.0	0	1	22	22.0	1	Inactive		
10/30	at Den	0	0	0.0	0	0	0	0.0	0	0	0	0	0.0	0	0	0.0	0	0	0	0.0	0
11/3	at Chi	0	0	0.0	0	1	0	0	0.0	0	0	0	0.0	0	0	0	0.0	1	0	0.0	0
11/20	Car	0	0	0.0	0	1	9	9.0	0	2	0	0	0.0	0	1	8	8.0	2	Inactive		
11/24	GB	0	0	0.0	0	0	0	0.0	0	1	0	0	0.0	0	0	0	0.0	1	0	0.0	0
12/4	at NO	Reserve/Suspended				0	0	0.0	0	0	0	0.0	0	0	0	0.0	2	0	0	0.0	0
12/11	Min	Reserve/Suspended				0	0	0.0	0	0	0	0.0	0	1	15	15.0	4	0	0	0.0	0
12/18	at Oak	0	0	0.0	0	0	0	0.0	0	0	0	0	0.0	0	0	0	0.0	0	0	0.0	0
12/24	SD	0	0	0.0	0	0	0	0.0	0	0	0	0	0.0	0	0	0	0.0	0	0	0.0	0
1/1	at GB	0	0	0.0	0	0	0	0.0	0	0	0	0	0.0	0	0	0	0.0	1	0	0	0.0
Totals		0	0	0.0	0	1	2	9	4.5	0	5	0	0	0	4	49	49.0	16	0	0	0.0

SPECIAL TEAMS

Date	Opp	A.Berry					E.Buckley					D.Carey					B.Carpenter					E.Coleman								
		TT	ST	AT	FF	FR	TT	ST	AT	FF	FR	TT	ST	AT	FF	FR	TT	ST	AT	FF	FR	TT	ST	AT	FF	FR				
9/11	at TB	0	0	0	0	0	Not with Team					Not with Team					0					0	0	0	0	0	0	0	0	
9/18	KC	0	0	0	0	0	Not with Team					Not with Team					0					0	0	0	0	0	0	0	0	
9/25	at Min	0	0	0	0	0	Not with Team					Not with Team					1					0	0	0	0	0	0	0	0	
10/2	at Dal	Inactive/Injured					Not with Team					Not with Team					0					0	0	0	0	2		2	0	0
10/9	Chi	0	0	0	0	0	Not with Team					Not with Team					1					1	0	0	0	Inactive/Injured				
10/16	SF	0	0	0	0	0	Not with Team					Not with Team					0					0	0	0	0	Reserve/Injured				
10/23	Atl	0	0	0	0	0	0	0	0	0	0	Not with Team					1					1	0	0	0	Reserve/Injured				
10/30	at Den	0	0	0	0	0		1	0		0	Inactive					0					0	0	0	Reserve/Injured					
11/3	at Chi	1	1	0	0	0	Not with Team					Inactive					0					0	0	0	0	Reserve/Injured				
11/20	Car	Inactive/Injured					Not with Team					0					0	0	0	0	0	0	0	Reserve/Injured						
11/24	GB	0	0	0	0	0	Not with Team					Inactive					1					1	0	0	0	Reserve/Injured				
12/4	at NO	0	0	0	0	0	Not with Team					1					1	0	0	0	0	0	0	Reserve/Injured						
12/11	Min	0	0	0	0	0	Not with Team					1					1	0	0	0	0	0	0	Reserve/Injured						
12/18	at Oak	Inactive/Injured					Not with Team					0					0	0	0	0	0	0	0	Reserve/Injured						
12/24	SD	Inactive/Injured					Not with Team					0					0	0	0	0	0	0	0	Reserve/Injured						
1/1	at GB	Inactive/Injured					Not with Team					0					0	0	0	0	0	0	0	Reserve/Injured						
Totals		1	1	0	0	0	1	1	0	0	0	2	2	0	0	0	4	4	0	0	0	2	2	0	0	0				



SEASON IN REVIEW

Detroitlions.com

Media.Detroitlions.com

R.Davis											R.Donahue											I.Ekejiuba											J.Hanson											C.Harris										
Date	Opp	TT	ST	AT	FF	FR	TT	ST	AT	FF	FR	TT	ST	AT	FF	FR	TT	ST	AT	FF	FR	TT	ST	AT	FF	FR	TT	ST	AT	FF	FR	TT	ST	AT	FF	FR																		
9/11	at TB	0	0	0	0	0	0	0	0	0	0	0	0	0	0	0	0	0	0	0	0	0	0	0	0	0	0	0	0	0	0	0	0	0	0	0																		
9/18	KC	0	0	0	0	0	0	0	0	0	0	0	0	0	0	0	0	0	0	0	0	0	0	0	0	0	0	0	0	0	0	0	0	0	0	0																		
9/25	at Min	Inactive/Injured					0	0	0	0	0	0	0	0	0	0	0	0	0	0	0	0	0	0	0	0	0	0	0	0	0	0	0	0	0	0	0																	
10/2	at Dal	Inactive/Injured					0	0	0	0	0	0	0	0	0	0	0	0	0	0	0	0	0	0	0	0	0	0	0	0	0	0	0	0	0	0	0																	
10/10	Chi	Inactive/Injured					0	0	0	0	0	0	0	0	0	0	0	0	0	0	0	0	0	0	0	0	0	0	0	0	0	0	0	0	0	0	0																	
10/16	SF	0	0	0	0	0	2	1	1	0	0	0	0	0	0	0	0	0	0	0	0	0	0	0	0	0	0	0	0	0	0	0	0	0	0	0																		
10/23	Atl	Inactive/Injured					0	0	0	0	0	0	0	0	0	0	0	0	0	0	0	0	0	0	0	0	0	0	0	0	0	0	0	0	0	0	0																	
10/30	at Den	Inactive/Injured					0	0	0	0	0	0	0	0	0	0	0	0	0	0	0	0	0	0	0	0	0	0	0	0	0	0	0	0	0	0	0																	
11/3	at Chi	0	0	0	0	0	Inactive/Injured					Reserve/Injured					Reserve/Injured						Reserve/Injured																															
11/20	Car	1	1	0	0	0	Inactive/Injured					Reserve/Injured					Reserve/Injured						Reserve/Injured																															
11/24	GB	0	0	0	0	0	Inactive/Injured					Reserve/Injured					Reserve/Injured						Reserve/Injured																															
12/4	at NO	0	0	0	0	0	Reserve/Injured					Reserve/Injured					Reserve/Injured						Reserve/Injured																															
12/11	Min	0	0	0	0	0	Reserve/Injured					Reserve/Injured					Reserve/Injured						Reserve/Injured																															
12/18	at Oak	0	0	0	0	0	Reserve/Injured					Reserve/Injured					Reserve/Injured						Reserve/Injured																															
12/24	SD	1	1	0	0	0	Reserve/Injured					Reserve/Injured					Reserve/Injured						Reserve/Injured																															
1/1	at GB	2	1	1	0	0	Reserve/Injured					Reserve/Injured					Reserve/Injured						Reserve/Injured																															
Totals		4	3	1	0	0	2	1	1	0	0	0	0	0	0	0	2	1	1	0	0	0	2	1	1	0	0	0	0	0	0	0	0	0	0	0																		

		D.Hogue						D.Levy						S.Logan						A.Madison						R.Malone					
Date	Opp	TT	ST	AT	FF	FR	TT	ST	AT	FF	FR	TT	ST	AT	FF	FR	TT	ST	AT	FF	FR	TT	ST	AT	FF	FR	TT	ST	AT	FF	FR
9/11	at TB	Inactive					0	0	0	0	0	0	0	0	0	0	1														
9/18	KC	Inactive					0	0	0	0	0	1	1	0	0	0	0														
9/25	at Min	Inactive					0	0	0	0	0	0	0	0	0	0	0														
10/2	at Dal						0	0	0	0	0	0	0	0	0	0	0	0	0	0	0	0	0	0	0	0	0	0	0	0	0
10/10	Chi						0	0	0	0	0	0	0	0	0	0	0	0	0	0	0	0	0	0	0	0	0	0	0	0	0
10/16	SF	1	1	0	0	0	0	0	0	0	0	0	0	0	0	0	0	0	0	0	0	0	0	0	0	0	0	0	0	0	0
10/23	Atl	0	0	0	0	0	0	1	1	0	0	0	1	1	0	0	1	2	1	1	0	0	0	0	0	0	0	0	0	0	0
10/30	at Den	0	0	0	0	0	0	0	0	0	0	1	1	0	0	0	1	1	1	0	0	0	0	0	0	0	0	0	0	0	0
11/3	at Chi	0	0	0	0	0	0	0	0	0	0	0	0	0	0	0	0	0	0	0	0	0	0	0	0	0	0	0	0	0	0
11/23	Car	0	0	0	0	0	0	0	1	1	0	0	0	0	0	0	0	0	0	0	0	0	0	0	0	0	0	0	0	0	0
11/24	GB	0	0	0	0	0	0	0	0	0	0	0	0	0	0	0	0	0	0	0	0	0	0	0	0	0	0	0	0	0	0
12/4	at NO	2	2	0	0	0	0	0	0	0	0	0	0	0	0	0	0	0	0	0	0	0	0	0	0	0	0	0	0	0	0
12/11	Min	1	1	0	0	0	0	0	0	0	0	0	0	0	0	0	0	0	0	0	0	0	0	0	0	0	0	0	0	0	0
12/18	at Oak	1	0	1	0	0	0	0	0	0	0	0	0	0	0	0	0	0	0	0	0	0	0	0	0	0	0	0	0	0	0
12/24	SD	0	0	0	0	0	0	0	0	0	0	0	0	0	0	0	0	0	0	0	0	0	0	0	0	0	0	0	0	0	0
1/1	at GB	1	0	1	0	0	0	0	0	0	0	0	0	0	0	0	0	0	0	0	0	0	0	0	0	0	0	0	0	0	0
Totals		6	4	2	0	0	0	2	1	0	0	3	2	0	0	0	4	0	0	0	0	0	0	0	0	0	0	0	0	0	0

B.McDonald											M.Morris											D.Muhlbach											A.Palmer											R.Silva										
Date	Opp	TT	ST	AT	FF	FR	TT	ST	AT	FF	FR	TT	ST	AT	FF	FR	TT	ST	AT	FF	FR	TT	ST	AT	FF	FR	TT	ST	AT	FF	FR	TT	ST	AT	FF	FR																		
9/11	at TB	0	0	0	0	0	0	0	0	0	0	0	0	0	0	0	0	0	0	0	0	0	0	0	0	0	0	0	0	0	0	0	0	0	0	0																		
9/18	KC	0	0	0	0	0	0	0	0	0	0	0	0	0	0	0	0	0	0	0	0	0	0	0	0	0	0	0	0	0	0	0	0	0	0	0																		
9/25	at Min	1	1	0	0	0	1	1	0	0	0	1	1	0	0	0	0	0	0	0	0	0	0	0	0	0	0	0	0	0	0	0	0	0	0	0																		
10/2	at Dal	0	0	0	0	0	0	0	0	0	0	0	0	0	0	0	0	0	0	0	0	0	0	0	0	0	0	0	0	0	0	0	0	0	0	0																		
10/10	Chi	2	2	0	0	0	0	0	0	0	0	0	0	0	0	0	0	0	0	0	0	0	0	0	0	0	0	0	0	0	0	0	0	0	0	0																		
10/16	SF	1	1	0	0	0	0	0	0	0	0	0	0	0	0	0	0	0	0	0	0	0	0	0	0	0	0	0	0	0	0	0	0	0	0	0																		
10/23	Atl	0	0	0	0	0	0	0	0	0	0	0	0	0	0	0	0	0	0	0	0	0	0	0	0	0	0	0	0	0	0	0	0	0	0	0																		
10/30	at Den	1	1	0	0	0	0	0	0	0	0	0	0	0	0	0	0	0	0	0	0	0	0	0	0	0	0	0	0	0	0	0	0	0	0	0																		
11/3	at Chi	0	0	0	0	0	0	0	0	0	0	0	0	0	0	0	0	0	0	0	0	0	0	0	0	0	0	0	0	0	0	0	0	0	0	0																		
11/20	Car	0	0	0	0	0	0	0	0	0	0	0	0	0	0	0	0	0	0	0	0	0	0	0	0	0	0	0	0	0	0	0	0	0	0	0																		
11/24	GB	0	0	0	0	0	0	0	0	0	0	0	0	0	0	0	0	0	0	0	0	0	0	0	0	0	0	0	0	0	0	0	0	0	0	0																		
12/4	at NO	Inactive/Injured					0	0	0	0	0	0	0	0	0	0	0	0	0	0	0	0	0	0	0	0	0	0	0	0	0	0	0	0	0	0	0																	
12/11	Min	Not with Team					0	0	0	0	0	0	0	0	0	0	0	0	0	0	0	0	0	0	0	0	0	0	0	0	0	0	0	0	0	0	0																	
12/18	at Oak	Not with Team					0	0	0	0	0	0	1	1	0	0	0	0	0	0	0	0	0	1	1	0	0	0	0	0	0	0	0	0	0	0	0	0																
12/24	SD	0	0	0	0	0	0	0	0	0	0	0	0	0	0	0	0	0	0	0	0	0	0	0	0	0	0	0	0	0	0	0	0	0	0	0	0																	
1/1	at GB	0	0	0	0	0	0	0	0	0	0	0	0	0	0	0	0	0	0	0	0	0	0	0	0	0	0	0	0	0	0	0	0	0	0	0	0																	
Totals		5	5	0	0	0	1	0	1	0	0	2	2	0	0	0	3	3	0	0	0	3	3	0	0	0	0	0	0	0	0	0	0	0	0	0	0																	



2011 PARTICIPATION CHART

PLAYER	atTB 9/11	KC 9/18	atMin 9/25	atDal 10/2	CHI 10/10	SF 10/16	ATL 10/23	atDen 10/30	atChi 11/13	CAR 11/20	GB 11/24	atNO 12/4	MIN 12/11	atOak 12/18	SD 12/24	atGB 1/1	G 2011	S	DNP	I
Avril, Cliff																	6	16	0	0
Backus, Jeff																	16	16	0	0
Bell, Joique																	0	0	0	1
Berry, Aaron																	11	3	0	5
Brown, Aaron																	1	0	0	3
Buckley, Eldra																	2	0	0	0
Burleson, Nate																	16	11	0	0
Carey, Don																	5	0	0	4
Carpenter, Bobby																	16	3	0	0
Cherilus, Gossler																	16	15	0	0
Davis, Leonard																	0	0	0	8
Davis, Rashied																	11	0	0	5
Dawson, Keyonta																	2	13	0	0
Delmas, Louis																	13	11	0	5
Durant, Justin																	10	0	0	6
Fairley, Nick																	0	0	1	1
Finley, Joe Jon																	13	0	0	3
Fluellen, Andre																	16	0	0	0
Gandy, Dylan																	7	0	0	0
Graham, Ben																	16	5	0	0
Hanson, Jason																	8	5	0	1
Harris, Chris																	1	0	0	0
Haye, Jovan																	16	7	0	0
Heller, Will																	16	3	0	0
Hill, Sammie																	2	0	14	0
Hill, Shaun																	16	1	0	0
Hilliard, Corey																	13	0	0	3
Hogue, Doug																	11	0	0	5
Houston, Chris																	16	16	0	0
Jackson, Lawrence																	16	1	0	0
Johnson, Calvin																	1	0	0	0
Levy, DeAndre																	13	0	0	1
Logan, Stefan																	16	0	0	0
Madison, Anthony																	15	5	0	1
Malone, Robert																	14	0	0	0
McDonald, Brandon																	16	16	0	0
Morris, Maurice																	16	0	0	0
Muhlbach, Don																	16	1	0	0
Palmer, Ashlee																	15	5	0	1
Peterson, Stephen																	4	0	0	0
Pettigrew, Brandon																	16	0	0	0
Raida, Dominic																	16	9	0	0
Scheffler, Tony																	11	1	0	5
Silva, Ricardo																	7	4	0	1
Sims, Rob																	15	15	0	1
Smith, Alphonso																	0	0	0	16
Smith, Kevin																	15	0	0	1
Spivey, Amari																	14	14	0	0
Stallford, Matthew																	16	0	0	0
Stanton, Drew																	15	0	0	0
Stovall, Maurice																	14	0	0	0
Suh, Ndamukong																	16	16	0	0
Tulloch, Stephen																	16	1	0	0
Vanden Bosch, Kyle																	15	15	0	1
Wendling, John																	16	0	0	0
Williams, Corey																	16	9	0	0
Williams, Keiland																	14	0	0	2
Wright, Eric																	0	0	0	0
Young, Willie																	0	0	0	0
PRACTICE SQUAD																				
Bender, Casey																	0	0	0	0
Chinasa, Ugo																	0	0	0	0
Clapp, Matt																	0	0	0	0
Geberry, Dan																	0	0	0	0
Harris, Marcus																	0	0	0	0
Irvin, Corvey																	0	0	0	0
Lavarias, Aaron																	0	0	0	0
McClendon, Jacques																	0	0	0	0
Moore, Kyle																	0	0	0	0
Norris, Slade																	0	0	0	0
Overbay, Nathan																	0	0	0	0
Spencer, Owen																	0	0	0	0
Stephens, Brandon																	0	0	0	0
Tolliver, Terrence																	0	0	0	0
Toone, Tim																	0	0	0	0
Warren, Donovan																	0	0	0	0
Weaver, Ross																	0	0	0	0
RESERVE/INJURED																				
Best, Jahid																	6	6	0	5
Coleman, Erik																	0	0	0	0
Culbreath, Johnny																	0	0	0	0
Donahue, Ryan																	8	0	0	3
Ejebuaba, Isaiah																	3	0	0	0
Fox, Jason																	0	0	0	0
Fuller, Vincent																	1	0	0	2
Leshoure, Mikel																	0	0	0	0
RESERVE/NON-FOOTBALL ILLNESS																				
Harrison, Jerome																	4	0	0	2
PRACTICE SQUAD RESERVE/INJURED																				
Davis, James																	0	0	0	0
Hughes, Nate																	0	0	0	0
Ingram, Cornelius																	0	0	0	0
Games	45	46	45	45	45	44	45	46	45	45	45	45	45	45	45	45	45			
Starts	22	22	22	22	22	22	22	22	22	22	22	22	22	22	22	22	22			
Did Not Play	0	1	0	1	1	2	1	1	1	1	1	1	1	1	1	1	1			
Inactive	7	7	7	7	7	7	7	7	7	7	7	7	7	7	7	7	7			
Reserve/PUP	0	0	0	0	0	0	0	0	0	0	0	0	0	0	0	0	0			
Reserve/IR	2	2	2	3	3	4	4	5	6	6	6	8	7	7	8	8	8			
Reserve/NFL	0	0	0	0	0	0	0	1	1	1	1	1	1	1	1	1	1			
Practice Squad	8	8	8	8	8	8	8	8	8	8	8	8	8	8	8	8	8			
Practice Squad/IR	0	1	0	0	0	0	1	1	1	1	2	1	1	1	1	1	1			

P-played; S-started; DNP-did not play; IR-injured reserve; N-not with team; I-inactive; NFJ-non-football injury; PUP-physically unable to perform; RE-NFL roster exemption; DNR-Reserve did not report; PS-Practice Squad; IR/PS-injured reserve/practice squad; NFJ-E-non-football injury NFL Europe; R/S-Reserve/Suspended



2011 GAME-BY-GAME STARTERS

AT TB 9/11

TE Heller
LT Backus
LG Sims
C Raiola
RG Pterman
RT Cherilus
TE Pettigrew
WR C. Johnson
QB Stafford
TE Scheffler
RB Best

LE Avril
DT Suh
DT Williams
RE Vanden Bosch
OLB Durant
MLB Tulloch
OLB Levy
CB Houston
SS Spivey
FS Delmas
CB Wright

KC 9/18

WR Burleson
LT Backus
LG Sims
C Raiola
RG Pterman
RT Hilliard
TE Pettigrew
WR C. Johnson
QB Stafford
WR T. Young
RB Best

LE Avril
DT Suh
DT Williams
RE Vanden Bosch
OLB Durant
MLB Tulloch
OLB Levy
CB Houston
SS Spivey
FS Delmas
CB Wright

AT MIN 9/25

WR Burleson
LT Backus
LG Sims
C Raiola
RG Pterman
RT Cherilus
TE Pettigrew
WR C. Johnson
QB Stafford
WR T. Young
RB Best

LE Avril
DT Suh
DT Williams
RE Vanden Bosch
OLB Durant
MLB Tulloch
OLB Levy
CB Houston
SS Spivey
FS Delmas
CB Wright

AT DAL 10/2

TE Heller
LT Backus
LG Sims
C Raiola
RG Pterman
RT Cherilus
TE Pettigrew
WR C. Johnson
QB Stafford
TE Scheffler
RB Best

LE Avril
DT Suh
DT Williams
RE Vanden Bosch
OLB Carpenter
MLB Tulloch
OLB Levy
CB Houston
SS Spivey
FS Delmas
CB Wright

CHI 10/10

WR Burleson
LT Backus
LG Sims
C Raiola
RG Pterman
RT Cherilus
TE Pettigrew
WR C. Johnson
QB Stafford
WR T. Young
RB Best

LE Avril
DT Suh
DT Williams
RE Vanden Bosch
OLB Carpenter
MLB Tulloch
OLB Levy
CB Houston
SS Wendling
FS Delmas
CB Wright

SF 10/16

WR Burleson
LT Backus
LG Sims
C Raiola
RG Pterman
RT Cherilus
TE Pettigrew
WR C. Johnson
QB Stafford
WR T. Young
RB Best

LE Avril
DT Suh
DT Williams
RE Vanden Bosch
OLB Carpenter
MLB Tulloch
OLB Levy
CB Houston
SS Spivey
FS Delmas
CB Wright

ATL 10/23

WR Burleson
LT Backus
LG Sims
C Raiola
RG Pterman
RT Cherilus
TE Pettigrew
WR C. Johnson
QB Stafford
TE Scheffler
RB Morris

LE Avril
DT Suh
DT Williams
RE Vanden Bosch
OLB Durant
MLB Tulloch
OLB Levy
CB Houston
SS Spivey
FS Delmas
CB Wright

AT DEN 10/30

WR Burleson
LT Backus
LG Sims
C Raiola
RG Pterman
RT Cherilus
TE Pettigrew
WR C. Johnson
QB Stafford
TE Scheffler
RB Morris

LE Avril
DT Suh
DT Williams
RE Vanden Bosch
OLB Durant
MLB Tulloch
OLB Levy
CB Houston
SS Spivey
FS Delmas
CB Wright

AT CHI 11/13

WR Burleson
LT Backus
LG Sims
C Raiola
RG Pterman
RT Cherilus
TE Pettigrew
WR C. Johnson
QB Stafford
TE Heller
RB Morris

LE Avril
DT Suh
DT Williams
RE Vanden Bosch
OLB Carpenter
MLB Tulloch
OLB Levy
CB Houston
SS Spivey
FS Delmas
CB Wright

CAR 11/20

WR T. Young
LT Backus
LG Sims
C Raiola
RG Pterman
RT Cherilus
TE Pettigrew
WR C. Johnson
QB Stafford
TE Heller
RB Morris

LE Avril
DT Suh
DT Williams
RE Vanden Bosch
OLB Durant
MLB Tulloch
OLB Levy
CB Houston
SS Spivey
FS Delmas
CB Wright

GB 11/24

WR Burleson
LT Backus
LG Sims
C Raiola
RG Pterman
RT Cherilus
TE Pettigrew
WR C. Johnson
QB Stafford
WR T. Young
RB Smith

LE Avril
DT Suh
DT Williams
RE Vanden Bosch
OLB Tulloch
OLB Levy
OLB Berry
CB Houston
SS Spivey
FS Delmas
CB Wright

AT NO 12/4

WR T. Young
LT Backus
LG Sims
C Raiola
RG Pterman
RT Cherilus
TE Pettigrew
WR C. Johnson
QB Stafford
TE Heller
RB Smith

LE Avril
DT Hill
DT Williams
RE Vanden Bosch
OLB Durant
MLB Tulloch
OLB Levy
OLB Berry
CB Houston
SS Spivey
FS Harris
CB Wright

MIN 12/11

WR Burleson
LT Backus
LG Sims
C Raiola
RG Pterman
RT Cherilus
TE Pettigrew
WR C. Johnson
QB Stafford
WR Young
RB Morris

LE Avril
DT Hill
DT Williams
RE Vanden Bosch
OLB Durant
MLB Tulloch
OLB Levy
CB Wright
SS Spivey
FS Harris
CB Berry

AT OAK 12/18

WR Burleson
LT Backus
LG Sims
C Raiola
RG Pterman
RT Cherilus
TE Pettigrew
WR C. Johnson
QB Stafford
TE Heller
RB Logan

LE Avril
DT Suh
DT Williams
RE Vanden Bosch
OLB Durant
MLB Tulloch
OLB Levy
CB Houston
SS Spivey
FS Harris
CB Wright

SD 12/24

WR Young
LT Backus
LG Sims
C Raiola
RG Pterman
RT Cherilus
TE Pettigrew
WR C. Johnson
QB Stafford
TE Heller
RB Smith

LE Avril
DT Suh
DT Williams
RE Vanden Bosch
OLB Durant
MLB Tulloch
OLB Levy
OLB Berry
CB Houston
SS Spivey
FS Harris
CB Wright

AT GB 1/1/12

WR Burleson
LT Backus
LG Sims
C Raiola
RG Pterman
RT Cherilus
TE Pettigrew
WR C. Johnson
QB Stafford
TE Scheffler
RB Smith

LE Avril
DT Suh
DT Hill
RE Vanden Bosch
OLB Durant
MLB Tulloch
OLB Levy
OLB Berry
CB Houston
SS Spivey
FS Harris
CB Wright



SEASON IN REVIEW

Detroitlions.com

Media.Detroitlions.com

GAME #1

LIONS 27, BUCCANEERS 20
RAYMOND JAMES STADIUM, SEPTEMBER 11, 2011
ATTENDANCE: 51,274

	1Q	2Q	3Q	4Q	OT	Final
DETROIT LIONS	6	14	7	0	-	27
TAMPA BAY BUCCANEERS	10	3	0	7	-	20

LIONS..... Hanson 23 yd. Field Goal
BUCCANEERS... Barth 38 yd. Field Goal
BUCCANEERS... Talib 28 yd. interception return (Barth kick)
LIONS..... Hanson 28 yd. Field Goal
LIONS..... Johnson 36 yd. pass from Stafford (Hanson kick)
LIONS..... C. Scheffler 11 yd. pass from Stafford (Hanson kick)
BUCCANEERS... Barth 31 yd. Field Goal
LIONS..... C. Johnson 1 yd. pass from Stafford (Hanson kick)
BUCCANEERS... M. Williams 5 yd. pass from Freeman (Barth kick)

	LIONS	BUCCANEERS
First Downs	25	17
Total Net Yards	431	313
Net Yards Rushing	126	56
Net Yards Passing	305	257
(Att/Comp/Int)	33-24-1	46-29-1
Punts-Average	5-48.2	5-52.2
Fumbles-Lost	4-0	4-1
Sacks-Yards	0-0	1-6
Penalties-Yards	8-68	6-39
Time of Possession	36:25	23:35

RUSHING

LIONS: Best 21-72; Harrison 8-27; Burleson 1-20; Scheffler 1-5; Morris 2-4; Stafford 1-0; Logan 1-(-2).

BUCCANEERS: Freeman 4-26; Blount 5-15; Graham 6-13; Johnson 1-2.

PASSING

LIONS: Stafford 24-33 305 3 TD 1 INT.

BUCCANEERS: Freeman 28-43 257 1 TD 1 INT; Johnson 1-3 7.

RECEIVING

LIONS: C. Johnson 6-88 2 TD; Burleson 5-60; Pettigrew 4-57; Best 4-42; Morris 2-25; Davis 1-14; Scheffler 1-11 1 TD; Stovall 1-8.

BUCCANEERS: Graham 8-58; Winslow 6-66; Williams 4-50 1 TD; Parker 4-44; Benn 4-27; Briscoe 2-14; Lumpkin 1-8.

SUMMARY

The Lions opened their 2011 regular season with a hard-fought victory in steamy Tampa, Florida against the Buccaneers. Coming off four consecutive wins to end 2010, which included one in Tampa in December, and four more wins during the preseason, momentum was on Detroit's side and they showed it right from the opening kickoff. Matthew Stafford, who was one of the League's best quarterbacks during the preseason, got off to a hot start in leading the Lions down the field on a 12-play, 76-yard opening drive to set up K. Jason Hanson for a chip-shot field goal of 23 yards out. The Bucs would answer right away with a 78-yard kickoff return by WR Sammie Stroughter to put the ball at the Lions 21-yard line. The Lions defense would hold and force a 38-yard field goal from TB K Connor Barth. On the next Detroit possession, Stafford threw high to TE Will Heller, who tipped the ball into the air, and TB CB Aqib Talib picked it off and returned it 28 yards for a touchdown giving Tampa Bay a 10-3 lead. After the mistake, however, Stafford would settle in and lead the Lions down the field on the next drive to set up Hanson's second field goal, this one from 28-yards out. The Bucs would hold the four-point advantage into the second quarter before the tide started to turn in the favor of the visiting team. Lions CB Chris Houston intercepted Bucs QB Josh Freeman in the end zone to halt a potential scoring drive giving the ball back to the offense, who would take advantage. Stafford hit his favorite target, WR Calvin Johnson, down the right sideline for a 36-yard touchdown strike on a 4th-and-2. This gave the Lions a 13-10 lead - one they would not relinquish the rest of the way. Following a Bucs 3-and-out, Stafford, working primarily out of the shotgun, would drive the Lions again. He hit WR Nate Burleson on a 29-yard pass followed by 14 yard catches by WR Rashied Davis and TE Brandon Pettigrew. He concluded the drive finding TE Tony Scheffler on a roll to the right from 11 yards away for a score to give Detroit the 10-point edge. The Bucs would cut into the lead before halftime as Freeman led the team on a 2-minute drill to set up a 31-yard Barth field goal as time expired for intermission. Following another 3-and-out from Tampa Bay to begin the second half, Stafford and Johnson would strike again. Battling cramps due to the heat, the third-year quarterback found Johnson on a jump ball from 1-yard out for his second touchdown of the game. The play was reviewed, but replay showed Johnson was able to get two feet in bounds with full possession. The Lions would take the 27-13 lead into the fourth quarter, but Freeman would not go quietly on his home field. With just under two minutes to play, the 6-foot-6 Freeman found WR Mike Williams on a toe-tip grab in the back of the end zone to trim the Detroit lead to just a seven. On the subsequent outside kick, Johnson soared into the sky to recover the ball for the Lions. Detroit was unable to get a first down to run the clock out, so with just over a minute remaining, the Bucs got the ball back at their own 20-yard line. Freeman was able to get the team to the Lions 42-yard line, but time would run out and the Lions went back to Detroit 1-0 in the new season.

GAME #2

LIONS 48, CHIEFS 3
FORD FIELD, SEPTEMBER 18, 2011
ATTENDANCE: 60,040

	1Q	2Q	3Q	4Q	OT	Final
KANSAS CITY CHIEFS	3	0	0	0	-	3
DETROIT LIONS	7	13	7	21	-	48

LIONS..... C. Johnson 15 yd. pass from Stafford (Hanson kick)
CHIEFS..... Succop 33 yd. Field Goal
LIONS..... Scheffler 36 yd. pass from Stafford (Hanson kick)
LIONS..... Hanson 51 yd. Field Goal
LIONS..... Hanson 28 yd. Field Goal
LIONS..... C. Johnson 1 yd. pass from Stafford (Hanson kick)
LIONS..... Best 9 yd. pass from Stafford (Hanson kick)
LIONS..... Best 1 yd. run (Hanson kick)
LIONS..... K. Williams 1 yd. run (Hanson kick)

	CHIEFS	LIONS
First Downs	12	23
Total Net Yards	267	411
Net Yards Rushing	151	89
Net Yards Passing	116	322
(Att/Comp/Int)	23-15-3	40-24-1
Punts-Average	5-39.6	5-41.2
Fumbles-Lost	3-0	1-0
Sacks-Yards	0-0	2-17
Penalties-Yards	8-70	4-35
Time of Possession	27:36	32:24

RUSHING

CHIEFS: McCluster 8-51; Jones 12-40; Charles 2-27; McClain 4-15; Bowe 1-12; Battle 1-6

LIONS: Best 16-57 1 TD; Williams 9-25 1 TD; Harrison 4-6; Stafford 1-1

PASSING

CHIEFS: Cassell 15-23, 133, 3 INT; Palko 0-1 0.

LIONS: Stafford 23-39 294 4 TD 1 INT; Hill 1-1 28.

RECEIVING

CHIEFS: Bowe 5-101; McCluster 4-(-2); 2-12; Pope 2-9; Breaston 1-7; Urban 1-6

LIONS: Burleson 7-93; Best 6-66 1 TD; Young 5-89; C. Johnson 3-29 2 TD; Scheffler 1-36 1 TD; Pettigrew 1-7; Heller 1-2

SUMMARY

The Lions opened their home schedule with a dominating performance in front of a sold out crowd at Ford Field defeating the Chiefs 48-3. Midway through the opening drive, quarterback Matthew Stafford threw an interception to Chiefs safety Jon McGraw. On the return, however, McGraw fumbled the ball and Lions TE Tony Scheffler recovered to give the Lions offense another opportunity. With the assistance of two personal foul penalties by the Chiefs defense, Stafford led the team 56 yards on just two plays and found his favorite target, WR Calvin Johnson, for a 15-yard score. The Chiefs answered with a field goal on their first possession, but suffered a huge loss on the drive when RB Jamaal Charles suffered a knee injury and would not return. The first quarter concluded with the score 7-3. The second quarter would see the Lions take complete control of the game, first with the offense and concluding with their defense. Stafford threw his second touchdown of the game midway through the quarter when he found Scheffler running down the middle of the field for a 36-yard score. It was Scheffler's second straight game with a touchdown catch. With the crowd energized, the Lions defense picked up the pressure on Chiefs QB Matt Cassell and forced him into interceptions on consecutive drives - the first by CB Chris Houston and the second by S Amari Spivey. Each interception set up a field goal by K. Jason Hanson - who was playing in his 297th game with the Lions, a new NFL record for most games played with one team. He also went over the 1,900 point mark in his career, only the seventh player in NFL history to do so. Up by 17 at the half, Detroit's offense did not slow down and continued to put points on the board. Stafford hit Johnson for his second touchdown of the game - and fourth in the first two games - in the third quarter to push their lead to 27-3. Trailing Bay 4-3, the Chiefs had to abandon their specialty - the run game - and rely on their passing game to try and get back in the game. That gave the Lions defense more opportunities to pressure Cassell and resulted in more turnovers. Following the Johnson score, Lions DE Kyle Vanden Bosch sacked Cassell and caused a fumble that was recovered by LB Stephen Tulloch. With the short field, RB Jahvid Best took a pass from Stafford from 9-yards out and dove into the end zone to push the score to 34-3. The Lions defense would force yet another turnover on the following Chiefs drive when CB Eric Wright forced a fumble by Chiefs RB Dexter McCluster which was recovered by DE Cliff Avril. Again with a short field to work with, Best scored his second touchdown of the fourth quarter on a 1-yard plunge. Wright would get his hands on the ball again on the next Chiefs possession when he picked off Cassell. With the starters pulled, newest Lion RB Keiland Williams took advantage of his opportunity and concluded the scoring when he converted a 4th-and-1 from the 1-yard line for the offense's sixth touchdown and a 48-3 final.



SEASON IN REVIEW

Detroitlions.com

Media.Detroitlions.com

GAME #3

LIONS 26, VIKINGS 23 (OT)
MALL OF AMERICA FIELD, SEPTEMBER 25, 2011
ATTENDANCE: 62,466

	1Q	2Q	3Q	4Q	OT	Final
DETROIT LIONS	0	0	10	13	3	26
MINNESOTA VIKINGS	6	14	0	3	-	23

VIKINGS.....Longwell 33 yd. Field Goal
VIKINGS.....Longwell 41 yd. Field Goal
VIKINGS.....Peterson 6 yd. run (Longwell kick)
VIKINGS.....Shiancoe 8 yd. pass from McNabb (Longwell kick)
LIONS.....Johnson 32 yd. pass from Stafford (Hanson kick)
LIONS.....Hanson 28 yd. Field Goal
LIONS.....Johnson 5 yd. pass from Stafford (Hanson kick)
LIONS.....Hanson 50 yd. Field Goal
LIONS.....Hanson 40 yd. Field Goal
VIKINGS.....Longwell 49 yd. Field Goal
LIONS.....Hanson 32 yd. Field Goal

	LIONS	VIKINGS
First Downs	19	16
Total Net Yards	358	321
Net Yards Rushing	20	132
Net Yards Passing	338	189
(Att/Comp/Int)	46-32-0	36-22-0
Punts-Average	7-46.4	6-44.5
Fumbles-Lost	1-0	1-0
Sacks-Yards	4-22	5-40
Penalties-Yards	7-65	10-79
Time of Possession	34:09	27:50

RUSHING

LIONS: Best 12-14; Harrison 2-8; Williams 2-3; Stafford 1-(-1); Morris 2-(-4).
VIKINGS: Peterson 17-78 1 TD; Harvin 2-41; McNabb 2-11; Gerhart 2-2.

PASSING

LIONS: Stafford 32-46 378 2 TD.
VIKINGS: McNabb 22-36 211 1 TD.

RECEIVING

LIONS: Pettigrew 11-112; Johnson 7-108 2 TD; Best 5-74; Young 4-51; Burleson 2-12; Morris 1-14; Scheffler 1-4; Harrison 1-3.
VIKINGS: Jenkins 9-88; Peterson 4-19; Harvin 3-47; Rudolph 3-39; Shiancoe 1-8 1 TD; Gerhart 1-5; Aromashodu 1-5.

SUMMARY

The Detroit Lions traveled to the Metrodome looking for their first win in Minnesota since 1997 and, early on, the Vikings were not welcoming hosts. The Vikings received the opening kickoff and were able to get off to a hot start. On the fifth play of the drive, RB Adrian Peterson ran off right tackle for 43 yards down to the Lions 20-yard line. The Detroit defense tightened up in the red zone and held the Vikings to a 33-yard field goal by K Ryan Longwell. After a three-and-out by the Lions offense, Minnesota added to its lead. Starting with good field position at its own 47, Minnesota once again drove down into the red zone, but a sack by DT Ndamukong Suh stopped the drive and forced another Longwell field goal. After two FGs, the Vikings finally found the end zone in the second quarter. On their second possession of the quarter, WR Percy Harvin took a reverse 39 yards down the left sideline that put the Vikings in scoring position. After consecutive passes from QB Donovan McNabb to TE Kyle Rudolph brought the ball inside the 10-yard line, Peterson finished the drive with a 6-yard touchdown run. With just over a minute to go in the half, the Lions were forced to punt the football back to Minnesota. Return man Marcus Sherels brought it back 53 yards and with an additional 15-yard face mask penalty by Detroit, the Vikings started on the Lions' 13-yard line with 0:50 remaining. On third down, McNabb found TE Visanthe Shiancoe in the back of the end zone for an 8-yard touchdown and Minnesota took a 20-0 lead to the locker room. After each team punted on their first possession of the second half, the QB Matthew Stafford-led Lions attacked finally got going on their second drive. Stafford found TE Brandon Pettigrew for back-to-back receptions for 20 total yards and then took a shot deep to his favorite target, WR Calvin Johnson. The third-year QB threw a 32-yard fade pattern to Johnson, who jumped over DB Chris Cook for his fifth TD reception of the season. Following another Vikings three-and-out, Stafford hit Pettigrew three times on the next drive, including a 27-yarder, which culminated in a 28-yard field goal by K Jason Hanson. With momentum changing sidelines, the Detroit defense forced a third-straight three-and-out. On the subsequent possession, Stafford hit rookie WR Titus Young for 17 yards for a key third down conversion. On the next play, the final one of the third quarter, RB Jahvid Best took a screen pass from Stafford and raced down the sideline for a 60-yard gain to the Vikings' 5-yard line. The Stafford-Johnson combination struck again on the first play of the fourth quarter for a 5-yard touchdown reception and cut the Lions' deficit to three. Trying to re-establish control of the game, Minnesota drove the ball down to the Lions 17-yard line, where they were faced with a 4th-and-1. Head Coach Leslie Frazier decided to go for it, but the Lions stopped RB Toby Gerhart short of the marker and took over on downs. Down a field goal, Stafford led the offense back down the field and set up Hanson who converted on a game-tying 50-yarder. Tied with just over five minutes to play, the Lions forced the Vikings into another punt. Detroit took over near midfield and after a pass to Pettigrew followed by a 15-yard horse collar penalty, the ball was inside the Vikings 25-yard line. Three plays later, Hanson booted a 40-yard field goal to give the Lions their first lead of the game. With 2:25 remaining, McNabb led a 9-play, 52-yard drive to set up Longwell for a game-tying 49-yard field goal ultimately sending the game to overtime. The Lions won the toss in the extra session and elected to receive. On second down, Stafford hit Young on another 17-yard gain to move the ball close to midfield. Two plays later, Stafford saw single coverage on Johnson and threw it up to the big wide out. Johnson made an over-the-shoulder catch inside the Vikings 15-yard line. On the next play, Hanson kicked a game-winning 32-yard field goal.

GAME #4

LIONS 34, COWBOYS 30
COWBOYS STADIUM, OCTOBER 2, 2011
ATTENDANCE: 78,122

	1Q	2Q	3Q	4Q	OT	Final
DETROIT LIONS	0	3	14	17	-	34
DALLAS COWBOYS	7	13	10	0	-	30

COWBOYS.....Bryant 25 yd. pass from Romo (Bailey kick)
COWBOYS.....Bryant 6 yd. pass from Romo (Bailey kick)
COWBOYS.....Bailey 41 yd. Field Goal
LIONS.....Hanson 33 yd. Field Goal
COWBOYS.....Bailey 35 yd. Field Goal
COWBOYS.....Witten 1 yd. pass from Romo
LIONS.....Carpenter 34 yd. interception return (Hanson kick)
LIONS.....Houston 56 yd. interception return (Hanson kick)
COWBOYS.....Bailey 23 yd. Field Goal
LIONS.....C. Johnson 23 yd. pass from Stafford (Hanson kick)
LIONS.....Hanson 51 yd. Field Goal
LIONS.....C. Johnson 2 yd. pass from Stafford (Hanson kick)

	LIONS	COWBOYS
First Downs	18	25
Total Net Yards	303	434
Net Yards Rushing	63	113
Net Yards Passing	240	321
(Att/Comp/Int)	43-21-1	47-34-3
Punts-Average	6-43.7	3-53.7
Fumbles-Lost	0-0	0-0
Sacks-Yards	1-10	0-0
Penalties-Yards	10-75	7-33
Time of Possession	23:31	36:39

RUSHING

LIONS: Best 11-47; Williams 4-14; Logan 1-3; Stafford 1-(-1).
COWBOYS: Jones 16-57; Choice 6-39; Murray 4-12; Bryant 1-5.

PASSING

LIONS: Stafford 21-43 240 2 TD 1 INT.
BILLS: Romo 34-47 331 3 TD 3 INT.

RECEIVING

LIONS: C. Johnson 8-96 2 TD; Pettigrew 6-64; Young 3-41; Best 2-23; Burleson 2-16.
COWBOYS: Witten 8-94 1 TD; Robinson 7-116; Jones 5-19; Choice 4-23; 3-37 2 TD; Phillips 3-8; Bennett 2-22; Ogletree 1-13; Murray 1-(-1).

SUMMARY

The Dallas Cowboys hosted the Lions in a marquee matchup of Week 4 of the NFL season. Like a week prior, the Lions quickly had to play from behind as the home team jumped out in front. Following an interception of Lions QB Matthew Stafford by Cowboys S Gerald Sensabaugh, Cowboys QB Tony Romo found WR Dez Bryant on a fade pattern from 25 yards out for the game's first touchdown. On the next Dallas possession, Romo took the Cowboys down to the Lions' 1-yard line. Head Coach Jason Garrett decided to go for it on 4th-and-goal from the 1, but RB Felix Jones was stopped short of the goal line. Unfortunately, the Lions offense could not build on the momentum and were forced into another punt. On the subsequent drive, Romo hit Bryant again on a 6-yard touchdown pass to increase the lead to 14-0. The short touchdown reception was set up by a big play from Romo to WR Laurent Robinson of 44 yards. The Cowboys increased the lead to 17-0 midway through the second quarter on a 41-yard field goal by K Dan Bailey. Down three scores, the Lions offense was finally able to get something going on their next possession. Stafford hit WR Calvin Johnson for 12 yards and then RB Jahvid Best for 24 to bring Detroit into the red zone. Three incompletions stalled the drive, but K Jason Hanson got the Lions on the scoreboard with a 33-yard field goal. Dallas answered Detroit's three with a field goal of their own to end the first half with a 20-3 advantage. The Cowboys received the second half kickoff and after Hanson slipped on the kick, defensive lineman Sean Lissimore returned it 38 yards to set the Cowboys up in good field position at the Detroit 48-yard line. Six plays later, Romo found TE Jason Witten from 1-yard out to take a 27-3 lead. Following another Lions punt, the Detroit defense would get them back in the game on a 34-yard interception return for a touchdown by LB Bobby Carpenter. The Lions defense got Detroit closer on the next Dallas drive when CB Chris Houston picked off Romo and took it back 56 yards for another touchdown. In a matter of moments, a 24-point lead had been trimmed to 10 and shades of Detroit's Week 3 comeback at Minnesota were starting to creep into Cowboys Stadium. Dallas would regain a three possession lead on the next drive with another Bailey field goal, this one from 23 yards. The 4th quarter started with the Lions down 30-17, but got tighter on just the third play when Stafford connected on a 23-yard jump ball which WR Calvin Johnson caught in the midst of three Cowboys' defenders. A Hanson 51-yard field goal with 4:27 remaining cut the Cowboys lead to 30-27 and put the pressure on the Lions defense to regain possession for the offense. On the first play of the Dallas drive, LB Stephen Tulloch dropped into coverage and picked off a Romo pass intended for Witten. The Lions started on the Dallas 40-yard line and six plays later, they had a 3rd-and-goal from the 3-yard line. Stafford tried to hit TE Brandon Pettigrew, but Dallas CB Frank Walker was called for defensive holding giving the Lions an automatic first down. On the next play, Stafford connected with Johnson to give the Lions the lead. Down four, the Cowboys had one last drive for the win, but a DE Willie Young sack all but ended it for Dallas. On 4th-and-20, Romo hit Jones out of the backfield who was tackled short of the first-down marker and the Lions improved to 4-0 on the season. It marked their first 4-0 start since 1980.



SEASON IN REVIEW

Detroitlions.com

Media.Detroitlions.com

GAME #5

LIONS 24, BEARS 13
FORD FIELD, OCTOBER 10, 2011
ATTENDANCE: 67,861

	1Q	2Q	3Q	4Q	OT	Final
CHICAGO BEARS	0	10	0	3	-	13
DETROIT LIONS	0	7	14	3	-	24

LIONS.....C. Johnson 73 yd. pass from Stafford (Hanson kick)
BEARS.....Gould 44 yd. Field Goal
BEARS.....Davis 9 yd. pass from Cutler (Gould kick)
LIONS.....Pettigrew 18 yd. pass from Stafford (Hanson kick)
BEARS.....Best 88 yd. run
BEARS.....Gould 48 yd. Field Goal
LIONS.....Hanson 31 yd. Field Goal

	BEARS	LIONS
First Downs	23	16
Total Net Yards	359	395
Net Yards Rushing	122	181
Net Yards Passing	237	214
(Att/Comp/Int)	38-28-0	26-19-1
Punts-Average	5-44.2	5-32.4
Fumbles-Lost	0-0	1-0
Sacks-Yards	1-5	3-12
Penalties-Yards	14-104	12-94
Time of Possession	39:03	20:57

RUSHING

BEARS: Forte 22-116; Cutler 2-3; Barber 1-3.

LIONS: Best 12-163 1 TD; Williams 4-7; Logan 1-6; Burleson 2-4; Stafford 1-1.

PASSING

BEARS: Cutler 28-38, 249 1 TD.

LIONS: Stafford 19-26, 219 2 TD 1 INT.

RECEIVING

BEARS: Sanzenbacher 6-64; Hester 5-32; Hurd 4-50; Forte 4-35; Davis 3-25 1 TD; Knox 2-17; Williams 1-11; Spaeth 1-8; Barber 1-7; Clutts 1-0.

LIONS: C. Johnson 5-130 1 TD; Pettigrew 4-39 1 TD; Best 4-9; Young 2-14; Scheffler 1-12; Morris 1-8; Burleson 1-6; Heller 1-1.

SUMMARY

Hosting its first Monday Night Football game in a decade, the Detroit Lions welcomed division rival Chicago to Ford Field. After back-to-back comeback victories, the Lions aimed to get off to a better start in front of its rowdy home crowd. The first quarter supplied no scoring, but plenty of penalties – mostly from the Bears offensive line. The Ford Field crowd was relentless and caused numerous false start penalties to put the Bears' offense in difficult down and distances. With all the mistakes, however, the Lions offense did not take advantage and the first quarter ended scoreless. That changed early in the second quarter when QB Matthew Stafford found his favorite target, WR Calvin Johnson, in stride behind the Bears defense and he wrestled past S Brandon Meriweather for a 73-yard touchdown. It was Johnson's 9th touchdown reception in the first five games of the season. In spite of a deafening crowd, Chicago answered with a scoring drive of its own. QB Jay Cutler led the team on a 10-play, 57-yard drive that resulted in a 44-yard field goal by K Robbie Gould. After forcing the Lions to punt on their next possession, the Bears would again sustain a long scoring drive – this time resulting in seven. A 19-yard run by RB Matt Forte started the possession, a 26-yard grab by WR Devin Hester moved the ball into Lions territory, and a 7-yard touchdown pass from Cutler to TE Kellen Davis finished the 88-yard drive to give the Bears the lead. Stafford tried to lead the Lions down the field in a 2-minute drill in an attempt to tie the game before halftime, but he was picked off by Bears CB D.J. Moore. The three point Chicago halftime lead did not last long into the second half. The Lions forced the Bears offense into a 3-and-out and on the subsequent Detroit possession, Stafford hit four different receivers on his way to completing the drive with an 18-yard touchdown strike to TE Brandon Pettigrew to once again give Detroit the lead. It didn't take Detroit long to push its lead to double-figures when on its next possession, RB Jahvid Best took a handoff out of the shotgun, burst up the middle and outran the Bears defense for an 88-yard touchdown. It was the 2nd longest run in Lions history. Midway through the fourth quarter, the Bears got back within one score on a second Gould field goal, this one from 49 yards away. Up by 8, the Lions were in position to control the clock by running the ball. On the first play, Best again found an opening on the left side and raced down the left sideline for 43 yards. Add on a 15-yard horse collar tackle penalty and the ball was already on the Bears 22-yard line. Another 15 yard gain from Best set the Lions up with 1st-and-goal from the 6-yard line. Three plays later, K Jason Hanson kicked a 31-yard field goal to push the lead back to 11. The Bears were unable to cut back into the lead and the Lions improved to 5-0 for the first time since 1956.

GAME #6

49ERS 25, LIONS 19
FORD FIELD, OCTOBER 16, 2011
ATTENDANCE: 62,061

	1Q	2Q	3Q	4Q	OT	Final
SAN FRANCISCO 49ERS	0	12	3	10	-	25
DETROIT LIONS	10	0	3	6	-	19

LIONS.....Hanson 25 yd. Field Goal
LIONS.....Pettigrew 16 yd. pass from Stafford (Hanson kick)
49ERS.....Gore 1 yd. run (Akers kick)
49ERS.....Stafford sacked in end zone by Ald. Smith for a Safety
49ERS.....Akers 55 yd. Field Goal
LIONS.....Hanson 24 yd. Field Goal
49ERS.....Akers 31 yd. Field Goal
LIONS.....Burleson 5 yd. pass from Stafford (pass failed)
49ERS.....Walker 6 yd. pass from Smith (Akers kick)
49ERS.....Akers 37 yd. Field Goal

	49ERS	LIONS
First Downs	14	21
Total Net Yards	314	310
Net Yards Rushing	203	66
Net Yards Passing	111	244
(Att/Comp/Int)	32-17-1	50-28-0
Punts-Average	9-47.8	8-43.8
Fumbles-Lost	1-1	2-0
Sacks-Yards	5-49	2-14
Penalties-Yards	15-120	6-54
Time of Possession	29:39	30:21

RUSHING

49ERS: Gore 15-141 1 TD; Hunter 8-33; Ginn 2-21; Smith 2-5; Miller 1-3; Dixon 1-0.

LIONS: Best 12-37; Morris 5-20; Stafford 1-9.

PASSING

49ERS: Smith 17-32, 125, 1 TD, 1 INT.

LIONS: Stafford 28-50, 293, 2 TD.

RECEIVING

49ERS: Crabtree 9-77; Ginn 2-24; Walker 2-11 1 TD; Davis 2-8; Gore 2-5.
LIONS: Pettigrew 8-42 1 TD; Johnson 7-113; Best 6-73; Burleson 4-34 1 TD; Young 1-14; Heller 1-9; Morris 1-8.

SUMMARY

Two of the hottest teams in the NFL got together in Week 6 as the 4-1 San Francisco 49ers traveled to Ford Field to take on the 5-0 Detroit Lions. On the 49ers' first offensive play, Lions DE Kyle Vanden Bosch got around the edge, sacked QB Alex Smith, caused a fumble that he recovered himself. That put the Lions offense in scoring position at the SF 32-yard line. With the help of a roughing the passer penalty, the Lions moved the ball inside the 5-yard line, but the 49ers' tough red zone defense once again proved why they are one of the League's best and held the Lions to a K Jason Hanson 25-yard field goal. After the teams traded possessions, Detroit added to its lead later in the first quarter. QB Matthew Stafford led a 7-play, 69-yard drive that resulted in a 16-yard touchdown strike to TE Brandon Pettigrew. After getting the ball to midfield following a couple passes from 49ers QB Alex Smith to WR Michael Crabtree, RB Frank Gore took a first down carry up the middle for a 47 yard gain down to the Lions' 1-yard line. Two plays later (and the first play of the second quarter), Gore powered it in for the 49ers' first points of the game and quieted the raucous Ford Field crowd. San Francisco got closer midway through the second quarter when Stafford was sacked in the end zone by rookie Aldon Smith for a safety. Later in the second quarter, Hanson missed a 52-yard field goal attempt 9 his first in 23 attempts. With field position at their 42-yard line, San Francisco put themselves in position for a last-second 55-yard field goal from K David Akers to take a 12-10 advantage into the locker room. It did not take long for the Lions to regain the lead as they took their first possession of the half 54 yards (all by RB Jahvid Best, either rushing or receiving) to set up Hanson's second field goal of the game, this one from 24 yards away. The 49ers answered immediately with another Akers field goal to recapture the lead in the back-and-forth affair. The third quarter ended with San Francisco up by a 15-13 score, but the Lions had possession of the football following an interception of Smith by Lions S Amari Spivey. Five plays into the fourth, Stafford hit WR Nate Burleson on a 5-yard TD reception to give Detroit the lead. The catch was initially ruled incomplete, but it was overturned after review confirmed that Burleson had two feet inbounds and he maintained possession throughout the process of the catch. Detroit held on to its 4-point lead until 1:56 to play when Smith found TE Delaine Walker on a 6-yard touchdown reception on a fourth-down-and-go play. With 1:51 remaining, Stafford tried to lead the Lions down the field for a game-tying field goal, but three straight incompletions after a 5-yard gain on first down turned it back over to San Francisco. However, the Lions had all three of their timeouts left, so after the 49ers ran Gore three times for just six yards, Akers kicked his third field goal to put San Francisco up by six with 1:06 to play. Stafford and the Lions offense had one last chance, but had no timeouts left and 80 yards to go. On first down, DE Justin Smith and DT Ray McDonald combined to sack Stafford and in all aspects ended the game. A couple underneath catches moved the ball up closer to midfield, but time ran out and the 49ers escaped with 25-19 victory.



SEASON IN REVIEW

Detroitlions.com

Media.Detroitlions.com

GAME #7

FALCONS 23, LIONS 16
FORD FIELD, OCTOBER 23, 2011
ATTENDANCE: 63,625

	1Q	2Q	3Q	4Q	OT	Final
ATLANTA FALCONS	10	7	3	3	-	23
DETROIT LIONS	3	3	10	0	-	16

LIONS.....Hanson 43 yd. Field Goal
 FALCONS.....Bryant 23 yd. Field Goal
 FALCONS.....Ryan 1 yd. run (Bryant kick)
 LIONS.....Hanson 38 yd. Field Goal
 FALCONS.....White 18 yd. pass from Ryan (Bryant kick)
 LIONS.....Hanson 23 yd. Field Goal
 FALCONS.....Bryant 47 yd. Field Goal
 LIONS.....Johnson 57 yd. pass from Stafford (Hanson kick)
 FALCONS.....Bryant 40 yd. Field Goal

	FALCONS	LIONS
First Downs	22	13
Total Net Yards	328	263
Net Yards Rushing	129	104
Net Yards Passing	199	159
(Att/Comp/Int)	35-20-2	32-15-0
Punts-Average	5-35.4	6-43.8
Fumbles-Lost	0-0	2-1
Sacks-Yards	3-24	3-19
Penalties-Yards	11-80	10-84
Time of Possession	34:57	25:03

RUSHING

FALCONS: Turner 27-122; Rodgers 1-5; Ryan 3-2 1 TD.
LIONS: Morris 9-50; Williams 9-44; Burleson 2-10.

PASSING

FALCONS: Ryan 20-34, 218, 1 TD, 1 INT; Redman 0-1 0.
LIONS: Stafford 15-32, 183, 1 TD.

RECEIVING

FALCONS: Gonzalez 5-62; White 5-52 1 TD; Douglas 4-62; Rodgers 3-12; Snelling 1-18; Palmer 1-8; Mughelli 1-4.
LIONS: Johnson 5-115 1 TD; Pettigrew 4-31; Scheffler 2-15; Morris 2-13; Heller 1-8; Burleson 1-1.

SUMMARY

The reigning NFC South champion Atlanta Falcons came to raucous Ford Field and escaped with a hard-fought 23-16 victory against the Detroit Lions. The Lions got on the scoreboard first with a 43-yard field goal by K Jason Hanson. Detroit was given good field position on its first scoring drive after CB Eric Wright picked off Atlanta QB Matt Ryan and returned it 22 yards to the Falcons 15-yard line. Atlanta's defense responded to the quick change of possession and sacked Lions QB Matthew Stafford twice to hold Detroit to just a field goal. After each team went 3-and-out on their next possessions, it was Atlanta's turn to be the beneficiary of great field position following a 37-yard punt return by return man Eric Weems which put the ball on the Lions 26-yard line. The Falcons got the ball inside the Lions 10, but the defense held and forced Atlanta into a 23-yard field goal by K Matt Bryant. On the ensuing kickoff, Lions returner Stefan Logan fumbled and the Falcons recovered at the Lions' 28. Five offensive plays, including a 3rd-and-12 conversion, and 3 defensive penalties later, Ryan snuck in from 1-yard out to give the Falcons their first lead of the game. The Lions responded on their next drive by going 50 yards in 9 plays to set up Hanson's second field goal of the game, this one from 38 yards out. The Falcons added to their 4-point advantage just prior to halftime by finishing off a 7-play, 81-yard drive with an 18-yard touchdown pass from Ryan to WR Roddy White. Down by 11 at the break, the Lions cut the Falcons lead back to just one possession with a third Hanson field goal midway through the third quarter. With momentum possibly heading to the home team, Ryan quieted the screaming fans by hitting WR Harry Douglas down the middle of the field for 49 yards to set the Falcons up inside the Lions' 30-yard line. After the big play to Douglas, the Lions' defense did not allow another yard on the drive and forced Bryant to kick his second field goal of the day to push the lead back to double figures. In need to keep within striking distance, Stafford answered quickly - to his favorite target. After converting a key 3rd-and-4, Stafford faked a reverse to WR Nate Burleson and hit WR Calvin Johnson on a skinny post pattern. Johnson broke through a couple tackles in the Falcons' secondary and raced the rest of the way for a 57-yard touchdown. It marked his League-leading 10th touchdown of the season. However, the momentum didn't last long again as on the third play of the subsequent drive, Atlanta RB Michael Turner ran up the middle and broke it down the right sideline for a 50-yard gain to put the Falcons back in scoring range. With the fourth quarter beginning and Atlanta looking to build another two possession game, Ryan overthrew TE Tony Gonzalez and Lions S Amari Spivey picked it off. The Lions' offense was unable to build off the interception and punted it back to the Falcons. On the next drive, Atlanta was faced with a 4th-and-2 on the Lions' 39-yard line. It appeared as if the defense had held on an incompletion to White, but a defensive holding call on Lions S Louis Delmas continued the drive for Atlanta. They would finish the drive with another Bryant field goal, this time from 40 yards away, to expand the lead to seven. The Lions had two separate drives in the fourth quarter in an attempt the tie the game, but the passing game struggled to get in a rhythm and some key, untimely penalties were too much to overcome. With 1:30 remaining, the Falcons got the ball back, but the Lions had all three of their timeouts remaining. Following two short gains by Turner with very little time running off the clock, diminutive RB Jacquizz Rodgers squeezed through a tiny hole and converted a 3rd-and-4 to secure the victory for the visitors.

GAME #8

LIONS 45, BRONCOS 10
SPORTS AUTHORITY FIELD, OCTOBER 30, 2011
ATTENDANCE: 74,977

	1Q	2Q	3Q	4Q	OT	Final
DETROIT LIONS	7	17	14	7	0	45
DENVER BRONCOS	3	0	0	7	0	10

BRONCOS.....Prater 39 yd. Field Goal
 LIONS.....Young 41 yd. pass from Stafford (Hanson kick)
 LIONS.....Hanson 50 yd. Field Goal
 LIONS.....Scheffler 1 yd. pass from Stafford (Hanson kick)
 LIONS.....Morris 1 yd. run (Hanson kick)
 LIONS.....Avril 24 yd. fumble return (Hanson kick)
 LIONS.....Johnson 56 yd. pass from Stafford (Hanson kick)
 LIONS.....Houston 100 yd. interception return (Hanson kick)
 BRONCOS.....Decker 14 yd. pass from Tebow (Prater kick)

	LIONS	BRONCOS
First Downs	21	19
Total Net Yards	376	312
Net Yards Rushing	113	195
Net Yards Passing	263	117
(Att/Comp/Int)	32-22-0	39-18-0
Punts-Average	7-40.6	7-50.4
Fumbles-Lost	0-0	2-2
Sacks-Yards	7-55	2-9
Penalties-Yards	4-45	5-55
Time of Possession	29:34	30:26

RUSHING

LIONS: Morris 13-58 1 TD; Williams 11-25; Stafford 1-21; Burleson 1-9; Logan 1-1; Hill 1-(-1).
BRONCOS: Moreno 14-69; Tebow 10-63; Ball 6-63.

PASSING

LIONS: Stafford 21-30, 267 3 TD; Hill 1-2, 5.
BRONCOS: Tebow 18-39, 172 1 TD 1 INT.

RECEIVING

LIONS: Johnson 6-125 1 TD; Young 4-66 1 TD; Burleson 4-23; Scheffler 3-38 1 TD; Pettigrew 3-8; Morris 1-7; Williams 1-5.
BRONCOS: Decker 6-72 1 TD; Royal 6-41; Willis 1-28; Thomas 1-10; Rosario 1-7; Moreno 1-5; Fells 1-5; Ball 1-4.

SUMMARY

The Lions traveled to the Mile High city looking to end their two-game losing streak before the upcoming bye. However, Denver QB Tim Tebow and the rest of the Broncos started off the game as unrelenting hosts. On the opening possession of the game, the Broncos, coming off a Week 7 comeback victory in Miami, continued their momentum, fed off the home crowd and marched the ball down the field. The big play in the 8-play drive was a 34 yard run off right guard by RB Lance Ball to bring the ball inside the Lions 20-yard line. The Detroit defense held strong and actually backed up the Denver offense forcing a 39-yard field goal by K Matt Prater. From that point, it was all Detroit. On the very next possession, Lions QB Matthew Stafford, battling an ankle injury suffered last week vs. Atlanta, found a wide open Titus Young behind the defense for a 41-yard touchdown. The Lions added to their lead early in the second quarter on a 50-yard field goal by K Jason Hanson. From that point, the Lions defense put a strangle hold on the Denver offense. The rest of the half, the Lions D forced four 3-and-outs allowing their offense to put more points on the scoreboard before the break. The Lions-led attack took full advantage of the possessions by scoring two more touchdowns in the second quarter. Stafford hit former Bronco TE Tony Scheffler on a 1-yard play action pass to give the Lions a 17-3 lead and on the subsequent drive, RB Maurice Morris, filling in for injured RB Jahvid Best, plunged in from 1-yard out to increase the lead to 21. While the offense had all the fun in the first half, it was the defense's turn in the third quarter. After forcing a punt from the Lions, the Broncos took over at their own 36-yard line. On 2nd down, Tebow dropped back to pass but was stripped by Cliff Avril. The fourth-year defensive end picked up the ball and raced 24 yards for his first career touchdown. Not to be outdone, the Lions' dynamic pass duo connected later in the quarter. Approaching midfield, Stafford used the hard count to draw the Broncos offside. Knowing he had a free play, the quarterback sent his favorite target, WR Calvin Johnson, deep down the left sideline. Stafford dropped a ball right over CB Champ Bailey and into the streaking arms of Johnson. Johnson broke away from an attempted Bailey tackle and galloped 56 yards for his 11th touchdown in the first eight games. Trailing 38-3 to enter the fourth quarter, Denver was forced into throwing the ball. Tebow used the short passing game to get the ball inside the Lions 10-yard line, but on 3rd-and-5 from the 8, Lions CB Chris Houston jumped an out route and ran it back 100 yards for a touchdown. It was his fourth interception of the season and his second touchdown return. The Broncos finally scored their first touchdown on the next drive when Tebow hit WR Eric Decker on a 14-yard pitch and catch, but the game was well out of reach at that point. The Lions defense finished the game with seven sacks, including two each from Avril and fellow DE Lawrence Jackson.



GAME #9

BEARS 37, LIONS 13
SOLDIER FIELD, NOVEMBER 13, 2011
ATTENDANCE: 62,396

	1Q	2Q	3Q	4Q	OT	Final
DETROIT LIONS	0	6	0	7	-	13
CHICAGO BEARS	0	10	17	0	-	37

BEARS.....Forte 6 yd. run (Gould kick)
BEARS.....Gould 43 yd. Field Goal
BEARS.....Gould 35 yd. Field Goal
BEARS.....Hester 82 yd. punt return (Gould kick)
LIONS.....Hanson 24 yd. Field Goal
LIONS.....Hanson 35 yd. Field Goal
BEARS.....Wright 24 yd. interception return (Gould kick)
BEARS.....Tillman 44 yd. interception return (Gould kick)
BEARS.....Gould 50 yd. Field Goal
LIONS.....Scheffler 10 yd. pass from Stafford (Hanson kick)

	LIONS	BEARS
First Downs	22	12
Total Net Yards	393	216
Net Yards Rushing	80	109
Net Yards Passing	313	107
(Att/Comp/Int)	63-33-4	20-9-0
Punts-Average	5-49.0	6-46.7
Fumbles-Lost	3-2	3-1
Sacks-Yards	2-16	2-16
Penalties-Yards	4-53	4-37
Time of Possession	30:54	29:06

RUSHING

LIONS: Morris 10-44; Smith 4-19; Burleson 1-10; Logan 1-5; Stafford 2-1; Williams 1-1.

BEARS: Forte 18-64 1 TD; Barber 13-27; Cutler 4-18.

PASSING

LIONS: Stafford 33-63, 329 1 TD, 4 INT.

BEARS: Cutler 9-19, 123; Forte 0-1.

RECEIVING

LIONS: Burleson 8-83; Johnson 7-81; Young 7-74; Pettigrew 5-38; Scheffler 3-37 1 TD; Smith 2-10; Morris 1-6.

BEARS: Bennett 6-81; Hurd 1-21; Knox 1-18; Forte 1-3.

SUMMARY

Coming off a bye week, the Detroit Lions traveled to Chicago to take on the division rival Bears in a pivotal NFC matchup. Before kickoff, the average wind was 25 mph with gusts up to 40 mph. The Lions won the opening coin toss, elected to receive and started off in a nice offensive rhythm. QB Matthew Stafford hit his first four passes, however, on the fourth completion WR Calvin Johnson was hit by Bears DE Julius Peppers, fumbled, and it was scooped up by Chicago LB Brian Urlacher and returned to the Detroit 30-yard line. Four plays later, with the help of a personal foul penalty, RB Matt Forte ran it 6 yards for the game's opening touchdown. On the subsequent possession, the Lions once again fumbled it away. WR Nate Burleson took a completion down the right sideline, but Bears CB Tim Jennings poked it out from behind and was able to fall on it for the recovery. Taking advantage of another turnover, the Bears added three points to their lead with a 43-yard field goal by K Robbie Gould. Following a 3-and-out by the Lions offense, the Bears used the passing game to put themselves in position to tack on more points. QB Jay Cutler hit WR Earl Bennett for 17 yards and then WR Johnny Knox for 18 more to put set up for a second Gould field goal, this one from 35 yards away. After another 3-and-out by Detroit, newly-signed P Robert Malone, filling in for an injured P Ryan Donahue, punted it 60 yards to the Bears' Devin Hester. The dangerous return man raced up the left sideline, avoided Malone's attempt to shove him out of bounds and cruised into the end zone. It was Hester's 12th career punt return for a touchdown, adding on to his own NFL record. Down 20-0, the Lions defense was the recipient of a turnover when Cutler and Forte fumbled an exchange. Detroit got the ball inside the Bears' 20, but was only able to put three points on the board with a K Jason Hanson 29-yard field goal. Another Hanson field goal prior to the half cut the Chicago lead to 20-6 with the Lions hopeful of another second-half comeback. Unfortunately, those hopes were dashed early in the third quarter. On the Lions second offensive play, Stafford tried to hit TE Will Heller on an out route, but a wind gust pushed the pass inside, and Bears S Major Wright picked it off and ran it back 24 yards for a touchdown. On the very next possession, Bears CB Charles Tillman jumped in front of a pass from Stafford to Johnson and returned it 44 yards for another score. A 50-yard field goal by Gould pushed the Bears lead to 37-6 at the end of the third quarter. Stafford threw two more interceptions in the fourth quarter, but neither led to any more points for the Bears. The Lions, however, did finally get in the end zone later in the fourth quarter when Stafford hit Scheffler on a 4th-and-goal from 10 yards away to finish the scoring.

GAME #10

LIONS 49, PANTHERS 35
FORD FIELD, NOVEMBER 20, 2011
ATTENDANCE: 63,633

	1Q	2Q	3Q	4Q	OT	Final
CAROLINA PANTHERS	10	17	0	8	-	35
DETROIT LIONS	0	14	14	21	-	49

PANTHERS.....Mare 27 yd. Field Goal
PANTHERS.....Smith 15 yd. pass from Newton (Mare kick)
LIONS.....Smith 28 yd. pass from Stafford (Hanson kick)
PANTHERS.....Pilares 101 yd. kickoff return (Mare kick)
PANTHERS.....Newton 11 yd. run (Mare kick)
LIONS.....Young 3 yd. pass from Stafford (Hanson kick)
PANTHERS.....Mare 31 yd. Field Goal
LIONS.....Burleson 16 yd. pass from Stafford (Hanson kick)
LIONS.....Scheffler 17 yd. pass from Stafford (Hanson kick)
LIONS.....Smith 4 yd. run (Hanson kick)
PANTHERS.....Newton 6 yd. run (Newton-Smith pass)
LIONS.....Pettigrew 7 yd. pass from Stafford (Hanson kick)
LIONS.....Smith 19 yd. run (Hanson kick)

	PANTHERS	LIONS
First Downs	24	29
Total Net Yards	409	495
Net Yards Rushing	137	169
Net Yards Passing	272	326
(Att/Comp/Int)	38-22-4	36-28-2
Punts-Average	3-40.7	2-48.0
Fumbles-Lost	0-0	1-1
Sacks-Yards	2-1	1-8
Penalties-Yards	7-70	8-56
Time of Possession	26:53	33:07

RUSHING

PANTHERS: Williams 10-73; Newton 7-37 2 TD; Stewart 8-22; Smith 1-5.

LIONS: Smith 16-140 2 TD; Morris 7-29; Stafford 4-2; Williams 1-0; Logan 1-(-2).

PASSING

PANTHERS: Newton 22-38, 280, 1 TD, 4 INT.

LIONS: Stafford 28-36, 335, 5 TD, 2 INT.

RECEIVING

PANTHERS: Stewart 6-87; Smith 5-41 1 TD; LaFell 3-51; Naanee 3-41; Olsen 3-23; Williams 1-32; Brockel 1-5.

LIONS: Burleson 7-63 1 TD; Johnson 5-89; Smith 4-61 1 TD; Pettigrew 4-37 1 TD; Davis 2-27; Scheffler 2-24 1 TD; Young 2-14 1 TD; Heller 1-12; Morris 1-8.

SUMMARY

After suffering a one-sided loss in Week 9 at Chicago, the Detroit Lions returned to Ford Field to face rookie quarterback Cam Newton and the Carolina Panthers. Unfortunately for the home crowd, the early going was eerily similar to the week before. On just the third play from scrimmage, QB Matthew Stafford was picked off by Carolina LB James Anderson. The Lions defense, however, bailed them out by intercepting Newton on their third offensive play giving the ball back to the offense. Stafford drove the team down the field, but the turnover bug hit once again as he threw another interception, this one by Panthers S Charles Godfrey. Newton and the Panthers offense took advantage of the second opportunity and got on the scoreboard with a 27-yard field goal by K Olindo Mare. A third Detroit first quarter turnover, this time a fumble by RB Keiland Williams, gave the ball back to Carolina inside the Lions' 30-yard line and the Panthers again took advantage of the opportunity. After a 19-yard screen play to RB Jonathan Stewart, Newton found his favorite target, WR Steve Smith, on a post pattern for a 15-yard touchdown to give Carolina a 10-0 lead after the first quarter. The Lions composed themselves, however, and on the second play of the second quarter it was their turn to use the screen game to their advantage. Following a big 43-yard run up the middle by RB Kevin Smith, Stafford faked an end around to WR Nate Burleson and dumped it off to Smith who maneuvered his way 28 yards for the Lions opening touchdown. That momentum was short lived as he on the ensuing kickoff Carolina WR Kelechia Pinales returned the boot from K Jason Hanson 101 yards for a touchdown to regain a 10 point edge. Following a 3-and-out by the Lions, the Panthers got the ball back around midfield and once again had little trouble moving the ball down the field. RB DeAngelo Williams took a handoff from Newton 26 yards down to the 11-yard line and, on the very next play, Newton called his own number and ran it in for another touchdown. Down 17, Stafford and the Lions offense started airing it out and had success. He went 8-of-9 on the next drive, concluding with a 3-yard quick strike to WR Trus Young for a touchdown and bringing some life back into a stunned Ford Field crowd. A Mare field goal as time expired in the first half pushed the Panthers' lead back to 13 heading to the break. The second half, however, was dominated by the Lions. Stafford threw two touchdown passes in the third quarter – one to Burleson and the other to TE Tony Scheffler – and the defense forced an interception by Newton to take a 1-point lead into the fourth quarter. After forcing another Carolina punt, the Detroit offense added its lead early in the fourth, primarily due to the running game. Smith broke off a 19-yard gain, which was followed by 11 yards from RB Maurice Morris resulting in 1st-and-goal from the 4-yard line. On the next play, Smith burst through the middle for a score. Now down eight, Newton showed poise beyond his years by taking the Panthers right down the field in a hostile environment and scored on a 6-yard quarterback draw. A 2-point conversion from Newton to Smith tied the game at 35 with just over 5:00 to play. The Lions offense countered with a 7-play, 80-yard drive that ended with a 7-yard touchdown pass from Stafford to TE Brandon Pettigrew. An interception by S Chris Harris on the first play of the subsequent Carolina drive gave the ball back to the Lions and Smith took the handoff 19 yards for the Lions' seventh touchdown of the game. Another interception of Newton, this time by LB Stephen Tulloch, with 0:54 left ended any hope of a dramatic comeback.

**GAME #11**

PACKERS 27, LIONS 15
FORD FIELD, NOVEMBER 24, 2011
ATTENDANCE: 66,263

	1Q	2Q	3Q	4Q	OT	Final
GREEN BAY PACKERS	0	7	17	3	-	27
DETROIT LIONS	0	0	0	15	-	15

PACKERS.....Jennings 3 yd. pass from Rodgers (Crosby kick)
PACKERS.....Kuhn 1 yd. run (Crosby kick)
PACKERS.....Jones 65 yd. pass from Rodgers (Crosby kick)
PACKERS.....Crosby 35 yd. Field Goal
LIONS.....Williams 16 yd. run (Stafford-Young pass)
PACKERS.....Crosby 32 yd. Field Goal
LIONS.....Johnson 3 yd. pass from Stafford (Hanson kick)

	PACKERS	LIONS
First Downs	18	23
Total Net Yards	349	409
Net Yards Rushing	53	136
Net Yards Passing	296	273
(Att/Comp/Int)	33-22-0	45-32-3
Punts-Average	5-41.4	4-37.0
Fumbles-Lost	1-0	1-0
Sacks-Yards	2-5	2-1
Penalties-Yards	7-54	11-82
Time of Possession	29:12	30:48

RUSHING

PACKERS: Grant 6-20; Starks 4-19; Saine 2-10; Kuhn 5-5 1 TD; Rodgers 1(-1).

LIONS: Morris 7-39; Smith 7-36; Stafford 4-31; Williams 2-19 1 TD; Burleson 1-11.

PASSING

PACKERS: Rodgers 22-32, 307 2 TD.

LIONS: Stafford 32-45, 276 1 TD 3 INT.

RECEIVING

PACKERS: Jennings 5-74 1 TD; Nelson 4-26; Jones 3-94 1 TD; Grant 3-20; Finley 2-38; Cobb 2-21; Driver 1-15; Kuhn 1-10; Saine 1-9.

LIONS: Morris 9-81; Burleson 5-39; Johnson 4-49 1 TD; Williams 4-33; Pettigrew 4-27; Smith 3-21; Scheffler 2-13; Young 1-13.

SUMMARY

For the 20th time in the 72-year history of Thanksgiving Day football, the Lions and Packers met in Detroit. With both teams possessing prolific offenses, the expectation was a high-scoring shootout; however the first half proved to be a defensive struggle. Each team had the ball twice in the opening quarter and the defenses forced four punts. The Lions gained the only two first downs in the opening quarter, one on each drive, but penalties stalled the respective possessions as Detroit crossed into Green Bay territory. QB Aaron Rodgers and the Packers offense finally got going in the second quarter as they moved the ball successfully through the air, but the Detroit defense stopped them short of scoring position. Following a punt, the Lions got the ball back on their own 20-yard line. On the second play of the drive, QB Matthew Stafford's pass to TE Brandon Pettigrew was tipped in the air by Packers DT Ryan Pickett and caught by LB Clay Matthews. The Pro Bowler returned it 7 yards to the Lions 13-yard line. On the first play after the turnover, a pass interference call on Lions CB Brandon McDonald put the ball at the 1-yard line. Two plays later, Rodgers found WR Greg Jennings on a quick out pattern for the game's opening touchdown. Detroit drove the ball back down the field prior to the end of the half, but K Jason Hanson missed a 47-yard field goal attempt so the Packers took a 7-0 lead to the halftime break. After receiving the kickoff to open the second-half, Rodgers led the Packers on an 11-play, 77-yard drive which was capped off by a 1-yard touchdown plunge from FB John Kuhn. On the subsequent Lions possession, Stafford was once again able to enter Green Bay's side of the 50-yard line, but he was picked off by LB Robert Francis on another pass intended for Pettigrew. On the very next play, Rodgers faked a handoff to RB Ryan Grant and hit WR James Jones in stride down the middle of the field and he raced 65 yards for a touchdown. A third Stafford interception on the Lions next drive gave the ball back to Green Bay at the Detroit 33-yard line and set up a 35-yard field goal by K Mason Crosby. The third quarter ended with the Packers ahead 24-0, but a 18-yard touchdown run by the Lions' Keiland Williams early in the fourth trimmed the lead. Stafford hit rookie WR Titus Young for a successful two-point conversion to make it a 24-8 advantage. Green Bay added another Crosby field goal, this one from 32 yards away to expand its lead to 27-8 with 2:46 to play and put the game out of reach. Detroit did add a late touchdown pass from Stafford to WR Calvin Johnson, but it was too little, too late as the Packers marched to 11-0 on the season.

GAME #12

SAINTS 31, LIONS 17
MERCEDES-BENZ SUPERDOME, DECEMBER 4, 2011
ATTENDANCE: 73,042

	1Q	2Q	3Q	4Q	OT	Final
DETROIT LIONS	0	7	10	0	-	17
NEW ORLEANS SAINTS	3	21	0	7	-	31

SAINTS.....Kasay 39 yd. Field Goal
SAINTS.....Ingram 14 yd. run (Kasey kick)
SAINTS.....Meachem 67 yd. pass from Brees (Kasey kick)
LIONS.....Smith 2 yd. run (Hanson kick)
SAINTS.....Moore 20 yd. pass from Brees (Kasey kick)
LIONS.....Hanson 31 yd. Field Goal
LIONS.....Morris 9 yd. pass from Stafford (Hanson kick)
SAINTS.....Sproles 6 yd. pass from Brees (Hanson kick)

	LIONS	SAINTS
First Downs	25	21
Total Net Yards	466	438
Net Yards Rushing	87	100
Net Yards Passing	379	338
(Att/Comp/Int)	44-31-1	36-26-0
Punts-Average	4-45.8	4-44.8
Fumbles-Lost	2-0	0-0
Sacks-Yards	2-4	3-29
Penalties-Yards	11-107	3-30
Time of Possession	35:06	24:54

RUSHING

LIONS: Smith 6-34 1 TD; Morris 12-28; Williams 2-14; Young 1-11; Logan 1-0.

SAINTS: Ingram 16-54 1 TD; Sproles 4-28; Thomas 2-10; Meachem 1-8.

PASSING

SAINTS: Brees 26-36, 342 3 TD.

LIONS: Stafford 31-44, 408 1 TD 1 INT.

RECEIVING

LIONS: Johnson 6-69; Smith 6-46; Burleson 5-93; Morris 5-47; Young 2-60; Scheffler 2-41; Pettigrew 2-13; Davis 1-22; Heller 1-10; Williams 1-7.

SAINTS: Graham 8-89; Colston 6-54; Sproles 5-46 1 TD; Meachem 3-119 1 TD; Moore 2-23 1 TD; Thomas 2-11.

SUMMARY

The Detroit Lions traveled down to New Orleans for a primetime matchup with the NFC South leading Saints. In the always boisterous Superdome, the Saints jumped out in front. On its second possession, using a good combination of pass play and run, New Orleans moved the ball down the field into scoring position. After a third down conversion from QB Drew Brees to WR Lance Moore set them up at the Lions' 20-yard line, the Detroit defense held strong and forced a 39-yard field goal from veteran kicker John Kasay. Late in the first quarter, the Lions pinned the Saints deep in their own territory, but Brees led them on a 9-play, 97-yard drive that would be capped off by a 14-yard touchdown run by rookie RB Mark Ingram. Already up by 10, the Saints stopped the Lions and made them punt again. On its second play of the subsequent drive, Brees hit a streaking WR Robert Meachem over the middle. The former Tennessee Volunteer made a couple moves to avoid Lions CB Eric Wright and raced into the end zone. With momentum on the side of the home team and penalties becoming an issue in keeping drives alive, QB Matthew Stafford was able to answer the Saints' touchdown. He drove the team 80 yards on the next Lions drive that was capped off by a 2-yard touchdown plunge from RB Kevin Smith. With just over 2 minutes to go in the first half, Brees got his hands on the ball once again looking to build on their lead going into the break. In typical Brees fashion, he methodically ran the hurry up offense and hit Moore down the seam from for a 20 yard touchdown with just 0:28 to go in the half. The Lions did have an opportunity for points before time would expire, however. After the kickoff, Stafford hit rookie WR Titus Young down the left sideline for 49 yards. Two plays later, K Jason Hanson attempted a 42-yard field goal, but it was blocked by Saints CB Patrick Robinson. On the first drive of the second half, Detroit was able to finally put that field goal on the scoreboard when Hanson connected from 31 yards away. It could have been seven, however, as the Lions were inside the 5-yard line, but Young was called for a personal foul penalty to move them back 15 yards. Penalties were an issue the entire game for the Lions, who were flagged 11 times for 107 yards. But penalties aside, Detroit continued to stick around and closed the gap to within seven late in the third quarter. Following a 36-yard pass play to TE Tony Scheffler, Stafford dumped one off to RB Maurice Morris, who maneuvered his way into the end zone from 9 yards out to cut the deficit to just a score. Entering the fourth quarter and momentum changing, the Lions looked poised to have another big comeback, but the Saints proved why they are one of the best teams in the NFL. After a Hanson miss from 55 yards early in the quarter, Brees decided to get his soon-to-be All-Pro tight end involved. Jimmy Graham caught four passes in five plays to bring them inside the 10-yard line and on 1st-and-goal, Brees found RB Darren Sproles in the flat who jogged in for a touchdown. Down a couple touchdowns, the Lions had two more possessions in the game, but penalties and an interception by Saints CB Tracy Porter ended the possibility of another Lions comeback.



GAME #13

LIONS 34, VIKINGS 28
FORD FIELD, DECEMBER 11, 2011
ATTENDANCE: 63,988

	1Q	2Q	3Q	4Q	OT	Final
MINNESOTA VIKINGS	7	7	7	7	-	28
DETROIT LIONS	21	10	0	3	-	34

LIONS.....Tulloch fumble recovery in end zone (Hanson kick)
LIONS.....Young 57 yd. pass from Stafford (Hanson kick)
LIONS.....Pettigrew 7 yd. pass from Stafford (Hanson kick)
VIKINGS.....Shinacoe 7 yd. pass from Ponder (Longwell kick)
LIONS.....A. Smith 30 yd. interception return (Hanson kick)
VIKINGS.....Harvin 6 yd. pass from Ponder (Longwell kick)
LIONS.....Hanson 30 yd. Field Goal
VIKINGS.....Webb 65 yd. run (Longwell kick)
LIONS.....Hanson 26 yd. Field Goal
VIKINGS.....Gerhart 2 yd. pass from Webb (Longwell kick)

	VIKINGS	LIONS
First Downs	29	13
Total Net Yards	425	280
Net Yards Rushing	256	72
Net Yards Passing	169	208
(Att/Comp/Int)	37-22-2	22-10-2
Punts-Average	2-48.5	6-47.7
Fumbles-Lost	5-3	0-0
Sacks-Yards	5-19	4-43
Penalties-Yards	5-37	10-76
Time of Possession	28:46	31:14

RUSHING

VIKINGS: Webb 7-109 1 TD; Gerhart 19-90; Harvin 4-40; Booker 3-17; Ponder 2-13.

LIONS: Williams 12-43; Morris 4-13; Johnson 1-11; Stafford 2-4; Burleson 1-1; Brown 1-0.

PASSING

VIKINGS: Webb 12-23 84, 1 TD; Ponder 11-21 115, 2 TD, 3 INT.

LIONS: Stafford 20-29 227 2 TD.

RECEIVING

VIKINGS: Harvin 10-69 1 TD; Aromashodu 4-47; Shinacoe 3-33 1 TD; Gerhart 3-19 1 TD; Camarillo 2-31; Rudolph 1-0.

LIONS: Pettigrew 6-57 1 TD; Young 4-87 1 TD; Johnson 3-29; Burleson 3-25; Williams 2-17; Brown 1-9; Morris 1-3.

SUMMARY

After the Lions stormed back from a big deficit in the teams' first meeting earlier in the season, the Vikings almost returned the favor in Week 13. Coming off two straight losses to NFC powers, the Lions looked to start fast against the struggling Vikings and accomplished their goal. On Minnesota's first offensive play, rookie QB Christian Ponder was sacked by Lions DE Cliff Avril, stripped of the football, and Detroit's Stephen Tulloch jumped on the ball in the end zone for the game's opening touchdown. On Minnesota's next drive, on a 3rd-and-long situation, Ponder was picked off by CB Alphonso Smith. Three plays later, Lions QB Matthew Stafford hit rookie WR Titus Young down the left sideline for a 57-yard touchdown. After a punt from the Vikings, the Lions continued to add to their lead. A good punt return by return man Stefan Logan set them up at Vikings' 34-yard line. Stafford found his tight end, Brandon Pettigrew on a 17-yard pitch and catch that included the 265-pounder hurdling over a defender. The two connected again on the very next play on a corner route for a 17-yard score to push the Detroit lead to 21-0. Down three touchdowns with their best player (RB Adrian Peterson) inactive with an ankle injury, things looked bleak for the 2-10 Vikings, but they fought back into the game. Late in the first quarter, Ponder led the team on a 10-play, 80-yard drive that was capped off by a 7-yard tight end screen to Visanthe Shianacoe. With a little bit of momentum, the Vikings defense held the Lions and forced them into a punt. On their next drive, however, Ponder was picked off again by Smith, who returned it 30 yards for a touchdown. Minnesota answered on its next possession as Ponder again led the 10-play drive that resulted in a 6-yard touchdown pass to WR Percy Harvin. Detroit added a 30-yard field goal by K Jason Hanson late in the second quarter to take a 31-14 advantage into the halftime locker room. Minnesota received the second half kickoff, but once again the Lions defense forced them into a turnover. Ponder was intercepted by CB Eric Wright, giving the ball back to the Lions and ending his day. After a Lions punt, QB Joe Webb replaced Ponder as the signal-caller and instantly brought some energy to his team. On his first drive, the mobile Webb escaped a third-down pass rush and raced all alone down the right sideline for a 65-yard touchdown run. Up by 10 entering the fourth quarter, the Lions added a second Hanson field goal to increase their lead. However, Webb proved difficult to stop as he drove the Vikings down the field and threw a 2-yard touchdown pass to RB Toby Gerhart to bring Minnesota within six. After each team punted, the Vikings were in position to have the final drive looking for a game-winning touchdown. With 3:32 remaining, Minnesota started on their 20 and methodically moved the ball down the field. They converted two fourth down plays on the drive, including a 4th-and-6 from the Lions' 12. An offside penalty by the Lions gave Minnesota a 1st-and-goal from the 1-yard line with 0:09 left. On what turned out to be the final play of the game, Webb rolled to his left, was sacked by Lions LB DeAndre Levy forcing a fumble. The ball bounced down the field before Avril rolled on top of it at the Minnesota's 43-yard line securing the victory.

GAME #14

LIONS 28, RAIDERS 27
O.co COLISEUM, DECEMBER 18, 2011
ATTENDANCE: 59,069

	1Q	2Q	3Q	4Q	OT	Final
DETROIT LIONS	7	7	0	14	-	28
OAKLAND RAIDERS	7	10	0	10	-	27

RAIDERS.....Murphy 12 yd. run (Janikowski kick)
LIONS.....Johnson 51 yd. pass from Stafford (Hanson kick)
RAIDERS.....Heyward-Bey 43 yd. pass from Palmer (Janikowski kick)
LIONS.....Burleson 39 yd. pass from Stafford (Hanson kick)
RAIDERS.....Janikowski 46 yd. Field Goal
RAIDERS.....Janikowski 51 yd. Field Goal
RAIDERS.....Curry 6 yd. fumble return (Janikowski kick)
LIONS.....Young 3 yd. pass from Stafford (Hanson kick)
LIONS.....Johnson 6 yd. pass from Stafford (Hanson kick)

	LIONS	RAIDERS
First Downs	25	26
Total Net Yards	432	477
Net Yards Rushing	57	132
Net Yards Passing	375	345
(Att/Comp/Int)	52-29-0	40-32-0
Punts-Average	6-42.8	5-47.0
Fumbles-Lost	1-1	1-1
Sacks-Yards	3-22	2-16
Penalties-Yards	9-72	10-86
Time of Possession	28:27	31:33

RUSHING

LIONS: Smith 15-43; Logan 1-5; Stafford 1-5; Young 1-4; Williams 1-0.
RAIDERS: Bush 18-77; Reece 1-26; Murphy 2-16; Moore 1-13.

PASSING

LIONS: Stafford 29-52 391 4 TD.

RAIDERS: Palmer 32-40 367 1 TD.

RECEIVING

LIONS: Johnson 9-214 2 TD; Burleson 7-81 1 TD; Pettigrew 5-49; Young 5-21 1 TD; Logan 1-19; Scheffler 1-4; Smith 1-3.

RAIDERS: Heyward-Bey 8-155 1 TD; Bush 7-62; Houshmandzadeh 6-52; Boss 3-47; Reece 3-16; Schilens 2-14; Moore 2-13; Murphy 1-8.

SUMMARY

In a pivotal matchup with playoff implications for both teams, Oakland and Detroit faced off in Week 15 at the O.co Coliseum. The Raiders, looking to bounce back from a loss the previous Sunday to the Green Bay Packers, got off to the quick start at home and raced out to an early lead. On their second possession, FB Marcel Reece bolted through a hole off left tackle and down the left sideline for 26 yards. After three Lions penalties put the ball at the 12-yard line, WR Louis Murphy took an end around and raced to the pylon for the game's opening touchdown. On the subsequent possession, the Lions responded and tied the game. After a 3rd-down conversion from QB Matthew Stafford to WR Titus Young and a short pass to WR Nate Burleson on first down, Stafford hit his favorite target, WR Calvin Johnson, in stride behind the Oakland secondary for a 51-yard touchdown. The Raiders regained the lead early in the second quarter when QB Carson Palmer led a 94-yard drive that was capped off with a 43-yard pass to WR Darius Heyward-Bey. On the play, Heyward-Bey took a skinny post pattern, broke a tackle from CB Chris Houston, and galloped through the safeties for the score. Like in the first quarter, Stafford once again countered the Raiders touchdown with one of his own. After two completions to Johnson, the third-year quarterback found Burleson down the middle of the field for a 39-yard score. With just 1:14 left in the first half, Palmer drove the Raiders into Lions territory and set up K Sebastian Janikowski for a 46-yard field goal as time expired. The third quarter was owned by both defenses as they forced three combined punts, a fourth down stop by the Raiders defense and a vital fumble recovery by the Lions. On the forced fumble and recovery by Detroit, Heyward-Bey caught a pass down the middle from Palmer for 29 yards. Chasing him from behind, LB Justin Durkin stripped the ball and CB Alphonso Smith recovered to take potential points off the scoreboard from the Raiders. The Lions offense did not take advantage of the turnover and were forced to punt it back to Oakland early in the fourth quarter. On the next drive, Janikowski hit a second field goal, this one from 51 yards out. Down by six, Detroit started the next possession from its own 14-yard line. After two incompletions, Stafford dropped back on 3rd down, was sacked by DT Tommy Kelly, stripped, and LB Aaron Curry recovered it and returned it for a touchdown. Trailing by 13 and momentum on the side of the home team, Detroit, who has had three substantial comebacks already in the season, proved once again that the Lions never quit. Stafford led a 10-play, 71-yard drive that ended with a 3-yard strike to Young. On the drive, Stafford connected with TE Brandon Pettigrew on two important 3rd downs as well as ran a QB draw on 4th-and-2 from the Oakland 8-yard line to keep the drive going. While the Lions defense was able to force an Raiders to punt, P Shane Lechler dropped the kick inside the 5-yard line and had it downed at the 2-yard line. So with 2:14 remaining and 98 yards to go, Detroit would need their playmakers to step up. After the offense converted their first first down, the Stafford-Johnson combination would strike again as they connected on a 21-yard play along the sideline. After a booth review confirmed the catch, Johnson got behind the Oakland defense for a 48-yard gain on the very next play. A pass interference call took the ball inside the Raiders 10-yard line and on 2nd-and-goal from the 6, Stafford hit Johnson in the back of the end zone for the go-ahead touchdown. With just 0:39 remaining, Palmer hit TE Kevin Boss on consecutive passes to get the ball to midfield. A sack by Lions DE Cliff Avril forced the Raiders to burn their last timeout, but Palmer found T.J. Houshmandzadeh along the sideline for 6 yards to give Janikowski a chance at a game-winning field goal. His 65-yard attempt, however, was blocked by Lions DT Ndamukong Suh and Detroit prevailed with a 28-27 victory.



SEASON IN REVIEW

Detroitlions.com

Media.Detroitlions.com

GAME #15

LIONS 38, CHARGERS 10
FORD FIELD, DECEMBER 24, 2011
ATTENDANCE: 62,469

	1Q	2Q	3Q	4Q	OT	Final
SAN DIEGO CHARGERS	0	0	10	0	-	10
DETROIT LIONS	10	14	7	7	-	38

LIONS..... Pettigrew 7 yd. pass from Stafford (Hanson kick)
LIONS..... Hanson 50 yd. Field Goal
LIONS..... Smith 3 yd. pass from Stafford (Hanson kick)
LIONS..... Johnson 14 yd. pass from Stafford (Hanson kick)
CHARGERS..... Floyd 1 yd. pass from Rivers (Novak kick)
CHARGERS..... Novak 22 yd. Field Goal
LIONS..... Smith 6 yd. run (Hanson kick)
LIONS..... Avril 4 yd. interception return (Hanson kick)

	CHARGERS	LIONS
First Downs	20	24
Total Net Yards	367	440
Net Yards Rushing	70	87
Net Yards Passing	297	353
(Att/Comp/Int)	53-28-2	36-29-3
Punts-Average	4-41.5	3-41.3
Fumbles-Lost	0-0	1-0
Sacks-Yards	3-20	1-2
Penalties-Yards	1-10	3-8
Time of Possession	27:39	32:21

RUSHING

CHARGERS: Matthews 11-58; Tolbert 4-9; Hester 1-3.

LIONS: Smith 15-49, 1 TD; Morris 5-22; Burleson 1-11; Stafford 2-5.

PASSING

CHARGERS: Rivers 28-53 299, 1 TD, 2 INT; Tolbert 0-0 0.

LIONS: Stafford 29-36 373, 3 TD.

RECEIVING

CHARGERS: Floyd 6-95 1 TD; Tolbert 6-32; Gates 4-40; Matthews 3-16; Jackson 2-41; Brown 2-34; Crayton 2-20; McMichael 2-18; Hester 1-3.
LIONS: Pettigrew 9-80 1 TD; Burleson 6-83; Johnson 4-102 1 TD; Young 4-39; Scheffler 3-47; Smith 2-12 1 TD; Morris 1-10.

SUMMARY

With a chance to clinch their first playoff berth since 1999, the Detroit Lions gave the home crowd an early Christmas present by routing the San Diego Chargers, 38-10. The Lions jumped on the Chargers on the game's opening possession. On the first play from scrimmage, QB Matthew Stafford hit WR Calvin Johnson down the right side for a 48-yard gain to move the ball into Chargers territory. After consecutive 10-yard completions to WR Nate Burleson and TE Brandon Pettigrew moved the ball inside the 10-yard line, Stafford connected with Pettigrew again for a 7-yard touchdown to give the Lions an early lead. Detroit pushed its lead to 10 points later in the first quarter on a 50-yard field goal from K Jason Hanson. With the kick, Hanson became the first player in NFL history with 50 50+-yard field goals in his career. After the Lions defense forced another San Diego punt, Stafford led another masterful drive to expand the Lions lead further. He drove the team 87 yards on 11 plays, including a 30-yard pass to Burleson, that was capped off by a 3-yard touchdown pass to RB Kevin Smith. To complete one of their best halves of the entire season, the Lions added to their advantage just prior to halftime. Starting at their own 26-yard line the Lions offense methodically moved the ball down the field. Stafford used Pettigrew as his security blanket as the third-year tight end had four receptions on the drive. After moving the ball into the red zone, Stafford hit Johnson inside the left pylon for a 14-yard touchdown strike to give Detroit a 24-0 lead heading to the break. San Diego, fighting for their own playoff lives, responded back in the third quarter. On its second possession of the quarter, QB Philip Rivers was finally able to find his offensive weapons down the field. He hit TE Antonio Gates for 24 yards and then WR Vincent Brown for 27 more to move the ball inside the Lions' 20-yard line. A couple plays later, Rivers found WR Malcolm Floyd on a fade route in the back corner of the end zone to get the Chargers on the scoreboard. On the subsequent kickoff, K Nick Novak and the Chargers surprised the Lions with an onside kick that was recovered by Chargers S Chris Weddle. A 30-yard pass to Floyd put the ball at the Lions' 3-yard line, but the Detroit defense held the Chargers to just a field goal to keep it a two touchdown deficit. On the following drive, Stafford completed passes to Burleson, Johnson, Pettigrew as well as TE Tony Scheffler culminating in a 6-yard touchdown run by Smith to push the lead back to 21. Entering the fourth quarter, San Diego tried to answer the Detroit touchdown. They moved the ball all the way down the field and had 1st-and-goal from the Lions' 2. However, four incompletions from Rivers turned the ball over on downs and essentially secured the victory for the Lions. After the Detroit offense ran some clock, they punted it back to the Chargers with just 7:18 to play. They moved the ball past midfield and, on the first play in Lions' territory, Rivers tried a deep ball for WR Vincent Jackson, but it was picked off by CB Chris Houston and returned 43 yards. Three Smith runs later, P Ben Graham punted the Chargers inside their own 5-yard line. On second-down, Rivers attempted a swing pass to RB Ryan Matthews, but it was snagged by Lions DE Cliff Avril and returned 4 yards for the game's final touchdown.

GAME #16

PACKERS 45, LIONS 41
LAMBEAU FIELD, JANUARY 1, 2012
ATTENDANCE: 70,294

	1Q	2Q	3Q	4Q	OT	Final
DETROIT LIONS	9	10	15	7	-	41
GREEN BAY PACKERS	10	14	7	14	-	45

LIONS..... Young 8 yd. pass from Stafford (Hanson kick)
LIONS..... P Lee tackled in end zone for a safety
PACKERS..... Crosby 22 yd. Field Goal
PACKERS..... Nelson 7 yd. pass from Flynn (Crosby kick)
LIONS..... Johnson 13 yd. pass from Stafford (Hanson kick)
LIONS..... Grant 80 yd. pass from Flynn (Crosby kick)
LIONS..... Hanson 30 yd. Field Goal
PACKERS..... Nelson 36 yd. pass from Flynn (Crosby kick)
LIONS..... Young 2 yd. pass from Stafford (Hanson kick)
PACKERS..... Nelson 58 yd. pass from Flynn (Crosby kick)
LIONS..... Smith 5 yd. pass from Stafford (Stafford-Scheffler pass)
PACKERS..... Driver 35 yd. pass from Flynn (Crosby kick)
LIONS..... Scheffler 12 yd. pass from Stafford (Hanson kick)
PACKERS..... Finley 4 yd. pass from Flynn (Crosby kick)

	LIONS	PACKERS
First Downs	32	27
Total Net Yards	575	550
Net Yards Rushing	73	81
Net Yards Passing	502	469
(Att/Comp/Int)	59-36-2	44-31-1
Punts-Average	3-47.0	4-44.0
Fumbles-Lost	2-2	1-1
Sacks-Yards	3-11	2-18
Penalties-Yards	11-101	6-78
Time of Possession	28:20	31:40

RUSHING

LIONS: Smith 9-35; Logan 1-16; Morris 4-13; Burleson 1-9.

PACKERS: Grant 12-48; Saine 8-28; Kuhn 2-5; Flynn 2-0.

PASSING

LIONS: Stafford 36-59, 520 5 TD, 2 INT.

PACKERS: Flynn 31-44, 480 6 TD, 1 INT.

RECEIVING

LIONS: Johnson 11-244 1 TD; Pettigrew 7-116; Burleson 6-45; Scheffler 4-65 1 TD; Smith 4-26 1 TD; Young 4-24 2 TD.
PACKERS: Nelson 9-162 3 TD; Finley 7-64 1 TD; Jones 6-89; Saine 3-17; Driver 2-52 1 TD; Kuhn 2-10; Grant 1-80 1 TD; Williams 1-6.

SUMMARY

With a chance to earn the NFC's 5th playoff seed, the Detroit Lions fell in Green Bay in a shootout. The Packers, who were resting Pro Bowl QB Aaron Rodgers, received the opening kickoff, but a motivated Lions defense kept off backup QB Matt Flynn. On the fourth play from scrimmage, Lions DT Sammie Hill sacked Flynn, caused a fumble, and it was recovered by LB Stephen Tulloch at the Green Bay 35-yard line. Three plays later, QB Matthew Stafford hit rookie WR Titus Young for an 8-yard touchdown to give the Lions an early lead. On the subsequent kickoff, return man Pat Lee bobbled the ball and rolled into the field of play. Lee brought the ball back into the end zone and downed it there, giving the Lions a safety. Green Bay answered with a Mason Crosby field goal to cut the lead to 9-3. On the next Detroit possession, Stafford hit TE Brandon Pettigrew for 21 yards and WR Calvin Johnson for 17 more to move the ball into Packers territory, however, on a 2nd play pass, Stafford dumped a pass off to RB Kevin Smith who was hit by Green Bay LB Desmond Bishop, caused a fumble, and recovered by S Morgan Burnett. Flynn methodically led the offense back down the field and resulted in a 7-yard touchdown pass to WR Jordy Nelson that gave the Packers the lead. Moving into the second quarter, both offenses continued to put points on the board. At the 8:34 mark, Stafford connected with Johnson from 16 yards out for his 16th touchdown reception of the season, a new Lions single-season record. Two plays later, Flynn caught the Lions in a blitz, threw a screen over it and the RB Ryan Grant galloped 80 yards for a score. After both teams turned the ball over in the span of three plays, Detroit found themselves as the Packers' 11-yard line. On 2nd-and-6, Stafford threw a pass to Young, which he caught and clearly dragged both feet for a touchdown. Since they ruled it incomplete and the Lions were already out of challenges, it wasn't reviewable and Detroit settled for a 30-yard field goal by K Jason Hanson. The Packers responded on their next possession with a 36-yard touchdown pass to Nelson with just over 2 minutes remaining in the first half. Missed field goals by both teams, primarily due to the swirling winds at Lambeau Field, ended the half with Green Bay holding a 24-19 lead. In the second half, the Packers marched down the field inside the red zone, but Stafford was picked off by Packers DB Jarrett Bush. Detroit's defense held the Packers to a 3-and-out and allowed the Lions offense to get back on the field. Stafford passed the offense inside the 5-yard line and found Young for a 2-yard touchdown. On the next drive, Flynn hit Nelson on consecutive plays for 19 total yards. After a run by Grant, Flynn played action passed deep down the middle to Nelson for a 58-yard touchdown. Trailing 31-26, Stafford and Johnson once again provided a big play for the Lions offense with a 41 yard gain down the right sideline. On the next play, the two connected again on a 27 yard play to bring the ball to the Green Bay 13-yard line. Three plays later, Stafford hit Smith on an angle route for a 5-yard score. A 2-point conversion to TE Tony Scheffler gave the Lions a 3-point advantage heading into the 4th quarter. After the Lions defense forced a punt, the offense marched back down into Green Bay territory. Facing a 4th-and-3 from the 31, instead of trying another field goal into the wind, the Lions decided to go for it and just missed a pass from Stafford to Pettigrew turning the ball over on downs. On the subsequent possession, Green Bay regained the lead on a 35-yard touchdown pass from Flynn to WR Donald Driver. Down by four with 5 minutes remaining, Stafford and the Lions offense started a drive at their own 7. Passes to Pettigrew, WR Nate Burleson, a one-handed grab by Scheffler and a defensive pass interference call put the ball all the way down to the Packers' 2. Following a holding penalty, Stafford threw a strike to Scheffler for a 12-yard go-ahead touchdown. With just 2:39 to go, Flynn and the Green Bay offense began a drive looking to tie the game with a field goal. He slowly moved the ball close to midfield and on a 3rd-and-4, he went over to the WR James Jones for 40 yards inside the Lions' 10-yard line. Two plays later, TE Jeremichael Finley caught the go-ahead 4-yard touchdown from Flynn. Stafford got the ball back with 1:10 to go and moved the ball into Green Bay territory, but an interception by CB Sam Shields ended the game.



NFC WILD CARD PLAYOFF GAME

SAINTS 45, LIONS 28

MERCEDES-BENZ SUPERDOME, JANUARY 7, 2011

ATTENDANCE: 73,038

	1Q	2Q	3Q	4Q	OT	Final
DETROIT LIONS	7	7	7	0	-	28
NEW ORLEANS SAINTS	0	10	14	21	-	45

LIONS..... Heller 10 yd. pass from Stafford (Hanson kick)
SAINTS..... Sproles 2 yd. run (Kasay kick)
LIONS..... Johnson 12 yd. pass from Stafford (Hanson kick)
SAINTS..... Kasay 24 yd. Field Goal
SAINTS..... Henderson 41 yd. pass from Brees (Kasay kick)
SAINTS..... Graham 3 yd. pass from Brees (Kasay kick)
LIONS..... Stafford 1 yd. run (Hanson kick)
SAINTS..... Sproles 17 yd. run (Kasay kick)
SAINTS..... Meachem 56 yd. pass from Brees (Kasay kick)
LIONS..... Johnson 13 yd. pass from Stafford (Hanson kick)
SAINTS..... Thomas 1 yd. run (Kasay kick)

	LIONS	SAINTS
First Downs	22	34
Total Net Yards	412	626
Net Yards Rushing	32	167
Net Yards Passing	380	459
(Att/Comp/Int)	43-28-2	43-33-0
Punts-Average	3-42.3	0-0
Fumbles-Lost	0-0	2-2
Sacks-Yards	2-7	0-0
Penalties-Yards	7-64	3-18
Time of Possession	22:24	37:36

RUSHING

LIONS: Smith 6-21; Young 1-8; Burleson 1-2; Stafford 2-1 1 TD.

SAINTS: Thomas 8-66 1 TD; Sproles 10-51 2 TD; Ivory 13-47; Henderson 1-4; Brees 4-(-1).

PASSING

SAINTS: Brees 33-43, 466 3 TD.

LIONS: Stafford 28-43, 380 3 TD 2 INT.

RECEIVING

LIONS: Johnson 12-211 2 TD; Burleson 4-50; Pettigrew 4-49; Young 4-33; Smith 2-20; Heller 1-10 1 TD; Scheffler 1-7.

SAINTS: Colston 7-120; Graham 7-55 1 TD; Thomas 6-55; Meachem 4-111 1 TD; Sproles 4-34; Henderson 2-64 1 TD; Collins 2-20; Arrington 1-7.

SUMMARY

In their first playoff appearance since 1999, the Detroit Lions' high-powered offense was first to score, but ultimately lost 45-28 to the New Orleans Saints. In the game's opening drive, QB Matthew Stafford orchestrated an 8-play, 80-yard drive, capped by a 10-yard touchdown pass over the middle to TE Will Heller, putting the Lions up 7-0. On the ensuing drive, LB Stephen Tulloch came up big on second-and-2 recovering a WR Marques Colston fumble at the Detroit 18-yard line. The Lions offense attempted to capitalize on the turnover, driving to the New Orleans 49-yard line, highlighted by a Stafford 22-yard pass to TE Brandon Pettigrew. However, the Lions were unable to convert on third-and-11 after a short pass from Stafford to WR Calvin Johnson and Detroit was forced to punt the ball away with 4:29 on the clock. The Saints took over on their own 11-yard line on the following drive and QB Drew Brees connected on 4-of-5 passes for 38 yards, while on the ground RB Pierre Thomas added a 31 yard run and RB Darren Sproles carried the ball three times for 16 yards, including a 2-yard touchdown, to tie the game 7-7 at the start of the second quarter. The Lions responded on the ensuing drive as Stafford went 6-of-7 for 54 yards, including a 13-yard touchdown pass to Johnson for the 14-7 lead. On the ensuing Saints possession Lions DE Willie Young came up with a Brees sack-fumble on second-and-6 at the Lion's 37-yard line and LB Justin Durant came up with the recovery. Detroit's offense was again unable to convert the turnover into points, going three-and-out. On the following series New Orleans drove down to the Detroit 12 and Brees connected with Colston on a 12-yard touchdown pass with 0:21 seconds left in the second quarter; however, the play was challenged by the replay assistant, reversing the touchdown and ultimately the Saints settled for a K John Kasay 24-yard field goal to close out the first half down by 4, 14-10. Brees wasted no time getting into the endzone at the start of the second half capping a 4-play, 78-yard drive with a 41-yard touchdown pass to WR Devery Henderson for the 17-14 lead. On the following drive, the Lions were unable to make it into the redzone, punting the ball away. With 10:30 on the clock the Saints drove from their own 8-yard line to the Detroit 3, ending the 13-play, 92-yard drive with a Brees 3-yard touchdown pass to TE Jimmy Graham. Stafford responded on the next drive as he connected with Johnson on 3 passes for 78 yards, including a long of 42, getting all the way down to the New Orleans 1-yard line and finished out the the 8-play, 80-yard drive with a 1-yard run to the corner of the endzone, narrowing the Saints lead to three points, 24-21. At the start of the fourth quarter, New Orleans scored again as Sproles ran in 17 yards for the touchdown. On the ensuing drive, Stafford was picked off by CB Jabari Greer on a pass intended for WR Titus Young. The Saints exploited the takeaway as Brees threw a deep ball to WR Robert Meachem for the 56-yard touchdown and the 38-21 lead. On the ensuing drive, Stafford was 8-of-9 for 79 yards, including a 12-yard touchdown pass to Johnson for his second score of the game, putting the Lions within 10 points, 28-38. But with 3:38 remaining in the game the Saints found a way to score again on a Thomas 1-yard run. On the ensuing drive Greer picked off Stafford for the second time on a pass intended for WR Nate Burleson allowing the Saints to maintain possession and ensure the 45-28 win.

2012 DETROIT LIONS

LIONS HONORS





DETROIT LIONS ALL-TIME HONORS

PRO FOOTBALL HALL OF FAME

1963	Earl "Dutch" Clark	QB	1934-38
1966	Bill Dudley	HB	1947-49
1967	Bobby Layne	QB	1950-58
1968	Alex Wojciechowicz	C/LB	1938-46
1970	Jack Christiansen	DB	1951-58
	Hugh McElhenry	HB	1964
1972	Ollie Matson	FB	1963
1973	Joe Schmidt	LB	1953-65
1974	Dick "Night Train" Lane	DB	1960-65
1979	Yale Lary	DB/P	1952-53, 56-64
1985	Frank Gatski	HB	1957
1986	Doak Walker	HB	1950-55
1987	John Henry Johnson	FB	1957-59
1992	Lem Barney	CB	1967-77
1996	Lou Creekmur	T	1950-59
2004	Barry Sanders	RB	1989-98
2007	Charlie Sanders	TE	1968-77
2010	Dick LeBeau	CB	1959-72

NFL HONORS

NFL MVP/PLAYER OF THE YEAR

1944	Frank Sinkwich	Joe F. Carr Award
1960	Joe Schmidt	Associated Press
1991	Barry Sanders	NFLPA
	Barry Sanders	Football Digest
	Barry Sanders	Maxwell Award
1994	Barry Sanders	Associated Press*
	Barry Sanders	NFL Films
	Barry Sanders	Football Digest
	Barry Sanders	"ESPY" Award
1997	Barry Sanders	Associated Press#
	Barry Sanders	Miller Lite
	Barry Sanders	Maxwell Award
	Barry Sanders	Sporting News
	Barry Sanders	Pro Football Wkly
	Barry Sanders	Football Digest
	Barry Sanders	College & Pro Football Wkly*
	Barry Sanders	"ESPY" Award
	Barry Sanders	Touchdown Club of Columbus

*Offensive Player of the Year

#Co-MVP & Offensive Player of the Year

NFL ROOKIE OF THE YEAR

1967	Mel Farr	Sporting News
1967	Lem Barney#	
1968	Earl McCullough	Sporting News
1978	Al Baker	Associated Press#
	Al Baker	Pro Football Wkly#
	Al Baker	Football Digest#
1980	Billy Sims	Pro Football Writers Association
	Billy Sims	Associated Press*
	Billy Sims	Bert Bell Trophy - N.E.A.
	Billy Sims	Sporting News
	Billy Sims	Pro Football Weekly*
	Billy Sims	Football Digest*
1989	Barry Sanders	Pro Football Weekly*
	Barry Sanders	Associated Press*
	Barry Sanders	Sports Illustrated "Z" Team
	Barry Sanders	Sporting News
	Barry Sanders	NFL Films
	Barry Sanders	College & Pro Football*
	Barry Sanders	PFWA
	Barry Sanders	Football Digest*
2010	Ndamukong Suh	Associated Press#
	Ndamukong Suh	Pepsi Rookie of the Year
	Ndamukong Suh	Sporting News
	Ndamukong Suh	PFW/PFWA
	Ndamukong Suh	Sports Illustrated#

Defensive, * Offensive Rookie of the Year

COMEBACK PLAYER OF THE YEAR

2011	Matthew Stafford	Associated Press (NFL)
	Matthew Stafford	ESPY (Best Comeback Athlete)

NFL COACH OF THE YEAR

1991	Wayne Fontes	Associated Press
	Wayne Fontes	Maxwell Club
	Wayne Fontes	Paul Brown Award
	Wayne Fontes	TD Club of Columbus
	Wayne Fontes	Starter
	Wayne Fontes	United Press International
	Wayne Fontes	Football News
	Wayne Fontes	Pro Football Wkly
	Wayne Fontes	PFWA

NFC MVP/PLAYER OF THE YEAR

1994	Barry Sanders	NFLPA
1997	Barry Sanders	Football News

NFC PLAYER OF THE MONTH

1989	Barry Sanders	Offensive	Dec
1991	Barry Sanders	Offensive	Sept
	Ray Crockett	Defensive	Nov
1993	Jason Hanson	Special Teams	Oct
	Jason Hanson	Special Teams	Dec
1994	Barry Sanders	Offensive	Oct
1997	Barry Sanders	Offensive	Oct, Nov, Dec
1998	Terry Fair	Special Teams	Sept
	Stephen Boyd	Defensive	Nov

1999	Jason Hanson	Special Teams	Oct
2000	Desmond Howard	Special Teams	Sept
2003	Jason Hanson	Special Teams	Nov
2004	Eddie Drummond	Special Teams	Sept
2004	Eddie Drummond	Special Teams	Nov
2010	Stefan Logan	Special Teams	Oct
2011	Jason Hanson	Special Teams	Sept

NFL PLAYER OF THE WEEK

1989	Rodney Peete	Wk 6
	Richard Johnson	Wk 13
1991	Barry Sanders	Wk 5
	Rodney Peete	Wk 6
	Barry Sanders	Wk 12
1994	Barry Sanders	Wk 3
1995	Herman Moore	Wk 9
	Scott Mitchell	Wk 13
1996	Barry Sanders	Wk 17
	Barry Sanders	Wk 7, 17
2004	Eddie Drummond	Wk 10

NFC PLAYER OF THE WEEK

1984	Michael Cofer	Defensive	Wk 8
	Gary Danielson	Offensive	Wk 13
1985	Demetrius Johnson	Defensive	Wk 4
	Eric Hipple	Offensive	Wk 8
1986	James Jones	Offensive	Wk 1
1989	Rodney Peete	Offensive	Wk 6
	Richard Johnson	Offensive	Wk 13
1990	Chris Spielman	Defensive	Wk 2
	Barry Sanders	Offensive	Wk 14
	Rodney Peete	Offensive	Wk 15
1991	Ray Crockett	Defensive	Wk 9
	Barry Sanders	Offensive	Wk 9
	Eric Kramer	Offensive	Divisional
1993	Jason Hanson	Special Teams	Wk 1
	Vernon Turner	Special Teams	Wk 9
	Barry Sanders	Offensive	Wk 10
	Ray Crockett	Defensive	Wk 18
	Jim Arnold	Special Teams	Wk 18
1994	Barry Sanders	Offensive	Wk 1
	Chris Spielman	Defensive	Wk 8
	Barry Sanders	Offensive	Wk 10
	Mel Gray	Special Teams	Wk 16
	Barry Sanders	Offensive	Wk 16
1995	Jason Hanson	Special Teams	Wk 4
	Barry Sanders	Offensive	Wk 6
	Scott Mitchell	Offensive	Wk 9
	Brett Perriman	Offensive	Wk 13
	Herman Moore	Offensive	Wk 14
	Willie Clay	Defensive	Wk 17
1997	Scott Mitchell	Offensive	Wk 5
	Stephen Boyd	Defensive	Wk 1
	Barry Sanders	Offensive	Wk 3
	Jason Hanson	Special Teams	Wk 5
	Barry Sanders	Offensive	Wk 7
	Herman Moore	Offensive	Wk 12
	Barry Sanders	Offensive	Wk 13
	Jason Hanson	Special Teams	Wk 13
	Barry Sanders	Offensive	Wk 17
1998	Terry Fair	Special Teams	Wk 4
	Mark Carrier	Defensive	Wk 7
	Charlie Batch	Offensive	Wk 11
1999	Robert Porcher	Defensive	Wk 1
	Terry Fair	Special Teams	Wk 2
	Jason Hanson	Special Teams	Wk 6
	Germane Crowell	Offense	Wk 9
2000	Jason Hanson	Special Teams	Wk 2
	Kurt Scholz	Defense	Wk 4
	Bryant Westbrook	Defense	Wk 8
2002	Jason Hanson	Special Teams	Wk 9
2003	Joey Harrington	Offense	Wk 1
	Jason Hanson	Special Teams	Wk 10
2004	Bracy Walker	Special Teams	Wk 1
	James Hall	Defense	Wk 5
	Shaun Rogers	Defense	Wk 7
	Eddie Drummond	Special Teams	Wk 10
2005	R.W. McQuarters	Special Teams	Wk 5
2006	James Hall	Defensive	Wk 6
	Jason Hanson	Special Teams	Wk 17
2007	Dewayne White	Defensive	Wk 1
	Jason Hanson	Special Teams	Wk 8
	Shaun Rogers	Defensive	Wk 9
2009	Matthew Stafford	Offensive	Wk 11
2010	Calvin Johnson	Offensive	Wk 8
	Stefan Logan	Special Teams	Wk 5
	Jason Hanson	Special Teams	Wk 2
2011	Cliff Avril	Defensive	Wk 8
	Kevin Smith	Offensive	Wk 11
	Calvin Johnson	Offensive	Wk 15

NFL ROOKIE OF THE MONTH

1998	Charlie Batch	Offensive	Oct
2004	Roy Williams	Offensive	Sept
	Kevin Jones	Offensive	Dec
2009	Louis Delmas	Defensive	Sept
2010	Jahvid Best	Offensive	Sept
	Ndamukong Suh	Defensive	Oct



NFL PEPSI ROOKIE OF THE WEEK

2003	Boss Bailey	LB	Wk 16
2004	Roy Williams	WR	Wk 2
2010	Jarvis Best	RB	Wk 2
	Ndamukong Suh	DT	Wk 8

LIONS AWARDS

LIONS MOST VALUABLE PLAYER

(Selected annually by Lions players. Only one player was selected from 1952-1966)

1952	Jim Doran	E
1953	Dick Stanlet	G
1954	Bobby Layne	QB
1955	Joe Schmidt	LB
1956	Bobby Layne	QB
1957	Joe Schmidt	LB
1958	Joe Schmidt	LB
1959	Jim Martin	LB
1960	Nick Pietrosante	RB
1961	Joe Schmidt	LB
1962	Gail Cogdill	E
1963	Earl Morrill	QB
1964	Jim Gibbons	E
1965	Bruce Maher	E
1966	Pat Studstill	FL

BOBBY LAYNE OFFENSIVE MVP

Bobby Layne Award is presented (since 1967) to the Offensive MVP QB Bobby Layne sparked the Lions to three NFL Championships (1952, 1953 and 1954) and four Western Division titles during the 1950s. He established virtually every career passing record, including attempts (2,193), completions (1,074), yardage (15,710), and touchdown passes (118). Layne was inducted into the Pro Football Hall of Fame in 1967.

1967	Mel Farr	RB
1968	Mel Farr	RB
1969	Charlie Sanders	TE
1970	Charlie Sanders	TE
1971	Steve Owens	RB
1972	Rockne Freitas	T
1973	Alvie Taylor	QB
1974	Bill Munson	QB
1975	Dexter Bussey	WR
1976	Ray Jarvis	WR
1977	Jon Morris	C
1978	Gary Danielson	QB
1979	Fred Scott	WR
1980	Billy Sims	RB
1981	Eric Hipple	QB
1982	Billy Sims	RB
1983	Billy Sims	RB
1984	James Jones	RB
1985	James Jones	RB
1986	Keith Dorney	G
	James Jones	RB
1987	Pete Mandley	WR
1988	Rusty Hilger	QB
1989	Barry Sanders	RB
1990	Barry Sanders	RB
1991	Barry Sanders	RB
1992	Barry Sanders	RB
1993	Barry Sanders	RB
1994	Barry Sanders	RB
1995	Herman Moore	WR
1996	Barry Sanders	RB
1997	Barry Sanders	RB
1998	Barry Sanders	RB
1999	Germane Crowell	WR
2000	James Stewart	WR
2001	Johnnie Morton	RB
2002	James Stewart	WR
2003	Cory Schlesinger	FB
2004	Kevin Jones	WR
2005	Roy Williams	WR
2006	Roy Williams	WR
	Mike Furrey	WR
2007	Dominic Roaula	C
2008	Calvin Johnson	WR
2009	Calvin Johnson	WR
2010	Calvin Johnson	WR
2011	Calvin Johnson	WR

LEM BARNEY DEFENSIVE MVP

Lem Barney Award is presented (since 1967) to the Defensive MVP. Lem Barney was one of the premier defensive backs in the history of football. As a rookie, Barney intercepted 10 passes, including three for touchdowns, and was named NFL Defensive Rookie of the Year. He played in seven Pro Bowls, earning All-Pro honors three times. Barney totaled 56 career interceptions. He was inducted into the Pro Football Hall of Fame in 1992.

1967	Lem Barney	CB
1968	Wayne Walker	LB
1969	Mike Lucci	LB
1970	Mike Lucci	LB
1971	Mike Lucci	LB
1972	Larry Hand	E
1973	Herb Orris	T
1974	Levi Johnson	CB
1975	Paul Naumoff	LB
1976	Charlie Weaver	LB
1977	Charlie Weaver	LB
1978	Al Baker	E
1979	Doug English	E
1980	Dave Pureifory	E
1981	Stan White	LB
1982	Al Baker	E
1983	William Gay	E

1984	Ken Fantetti	LB
1985	Jimmy Williams	LB
1986	Keith Ferguson	E
1987	Jimmy Williams	LB
1988	Michael Cofer	LB
1989	Jerry Ball	NT
1990	Michael Cofer	LB
1991	George Jamison	LB
1992	Bennie Blades	S
1993	Chris Spielman	LB
1994	Chris Spielman	LB
1995	Henry Thomas	DT
1996	Bennie Blades	S
1997	Robert Porcher	DE
1998	Stephen Boyd	LB
1999	Robert Porcher	DE
2000	Stephen Boyd	LB
2001	Robert Porcher	DE
2002	Chris Claiborne	LB
2003	Dre Bly	QB
2004	Shaun Rogers	DT
2005	Shaun Rogers	DT
2006	Cory Redding	DT
2007	Ernie Sims	LB
2008	Kalvin Pearson	S
2009	Louis Delmas	S
2010	Ndamukong Suh	DT
2011	Cliff Avril	DE

YALE LARY SPECIAL TEAMS MVP

Yale Lary Award is presented to the Special Teams MVP. Yale Lary was an All-Pro defensive back and one of the NFL's greatest punters. Along with his 50 interceptions, he became an even more valuable weapon on Detroit's special teams. Lary won NFL punting titles in 1959, 1961 and 1963, missing in 1962 by just 3.6 inches. Lary played in nine Pro Bowls and was inducted into the Pro Football Hall of Fame in 1979.

1981	Ken Callicutt	RB
1982	Ken Callicutt	RB
1983	Roosevelt Barnes	LB
1984	Roosevelt Barnes	LB
1985	Alvin Hall	DB
1986	Paul Butcher	LB
1987	Paul Butcher	LB
1988	George Jamison	LB
1989	Toby Caston	LB
1990	Niko Noga	LB
1991	Mel Gray	KR
1992	Mel Gray	CB
	Melvin Jenkins	CB
1993	Jason Hanson	PK
1994	Mel Gray	KR
1995	Ron Rivers	RB
1996	Glyn Milburn	KR
1997	Cory Schlesinger	FB
1998	Ron Rivers	RB
1999	Jason Hanson	K
2000	Desmond Howard	KR
2001	Desmond Howard	KR
2002	Jeff Gooch	LB
2003	Jason Hanson	K
2004	Eddie Drummond	KR
2005	Vernon Fox	S
	Nick Harris	P
	Walli Rainer	LB
2006	Jason Hanson	K
2007	Alex Lewis	K
2008	Jason Hanson	CB
2009	Zack Follett	LB
2010	Stefan Logan	WR
2011	John Wendling	S

MEL FARR ROOKIE OF THE YEAR

Mel Farr Award is presented to the team's outstanding rookie performer. Mel Farr enjoyed one of the finest rookie campaigns in Lions history. In 1967, Farr led Detroit in both rushing (860 yards on 208 carries) and receiving (39 catches for 317 yards) and tied for the club lead in scoring with six touchdowns. As a result, he was named the Lions' Offensive MVP and was honored as the NFL Rookie of the Year by the Sporting News.

1997	Bryant Westbrook	CB
1998	Charlie Batch	LB
1999	Chris Claiborne	LB
2000	Larry Foster	WR
2001	Shaun Rogers	DT
2002	Eddie Drummond	WR/KR
2003	Boss Bailey	LB
2004	Kevin Jones	RB
2005	Shaun Cody	DT
2006	Ernie Sims	LB
2007	Gerald Alexander	S
2008	Kevin Smith	RB
2009	Louis Delmas	S
2010	Ndamukong Suh	DT
2011	Titus Young	WR

ERIC ANDOLSEK OFFENSIVE LINEMAN AWARD

Eric Andolsek Award is presented to the team's outstanding offensive lineman. Eric Andolsek was emerging as one of the top young guards in the NFL when he was killed tragically in an off-season accident in 1982. He started every game from 1988-91, making his 50th consecutive start in his final contest, the 1991 NFC Championship Game. He was named to the USA Today's All-Pro Team that year, his first such honor as a Lion.

1997	Kevin Glover	C
1998	Jeff Hartings	G
1999	Ray Roberts	G
2000	Jeff Hartings	G
2001	Brendan Stai	G



2002	Ray Brown	G
2003	Jeff Backus	T
2004	Darnell Woody	G
2005	Damen Woody	C
2006	Dominic Raiola	C
2007	Dominic Raiola	C
2008	Dominic Raiola	C
2009	Dominic Raiola	C
2010	Jeff Backus	T
2011	Dominic Raiola	C
	Dominic Raiola	C

JOE SCHMIDT LEADERSHIP AWARD

Joe Schmidt Award is presented to the player who has displayed outstanding leadership, drive and achievement on the field and in the locker room. Schmidt was named All-Pro in eight of his 13 seasons (1953-65), earning 10 consecutive trips to the Pro Bowl. He served as captain of the Lions for nine seasons. Schmidt was inducted into the Pro Football Hall of Fame in 1973.

1997	Kevin Glover	C
1998	Mark Carrier	S
1999	Mark Carrier	S
2000	Stephen Boyd	LB
2001	Luther Elliss	DT
2002	Cory Harris	S
2003	Ray Brown	S
	Robert Porcher	DE
2004	Donté Curry	LB
2005	Marcus Pollard	TE
2006	Jon Kitna	QB
2007	Cory Redding	DE
2008	Jared DeVries	DE
2009	Larry Foote	LB
2010	Kyle Vanden Bosch	DE
2011	Kyle Vanden Bosch	DE

MIKE UTLEY SPIRIT AWARD

Mike Utley Award is presented to the player who exhibited tremendous spirit, desire, dedication and work ethic. Utley suffered a career-ending neck injury which left him paralyzed on Nov. 17, 1991. Minutes after the injury, Utley flashed his teammates a thumbs up sign as he was wheeled from the field, a gesture that galvanized a team that went on to win its next seven contests and advanced to the NFC Championship game.

1997	Luther Elliss	DT
1998	Luther Elliss	DT
1999	Luther Elliss	DT
2000	Luther Elliss	DT
2001	Luther Elliss	DT
2002	Cory Schlesinger	FB
2003	Cory Schlesinger	FB
2004	Donte Curry	LB
2005	Wali Rainer	LB
2006	Donte Curry	LB
2007	Cory Redding	DT
	Jared DeVries	DE
2008	Kalvin Pearson	S
2009	Louis Delmas	S
2010	Nate Burleson	WR
2011	Nate Burleson	WR

CHUCK HUGHES MOST IMPROVED PLAYER

Chuck Hughes Award is presented to the player who, because of hard work and determination, showed significant development and improvement during the past year. Chuck Hughes, a Lions reserve wide receiver, played two seasons with the Lions (1970-71); Hughes is the only NFL player to have died during action on a football field, having suffered a fatal heart attack during Detroit's game against Chicago on October 24, 1971.

1987	Jahmie Morton	WR
1988	Richard Jordan	LB
1989	Germane Crowell	WR
2000	Bryant Westbrook	WR
2001	Cory Schlesinger	FB
2002	Dominic Raiola	C
2003	Shaun Rogers	DT
2004	James Hall	DE
2005	Scottie Vines	WR
2006	Stanley Wilson	CB
2007	Stephen Peterman	G
	Keith Smith	CB
2008	Daniel Bullocks	S
	Dan Orlovsky	QB
	Ramzee Robinson	CB
2009	DeAndre Levy	LB
2010	Drew Stanton	QB
2011	Matthew Stafford	QB

ED BELL COURAGE AWARD

1984	Ken Fantetti	LB
1985	Keith Dorney	T
1986	Steve Mott	C
1987	Duane Galloway	DB
1988	Carl Bland	WR
1989	Jimmy Williams	LB
1990	Bruce McNorton	CB
1991	Mike Utley	G
1992	Ken Dallalor	G
1993	Kevin Glover	C
1994	Victor Jones	LB
1995	Aubrey Matthews	WR
1996	Bernie Blades	S
1997	Ray Roberts	T
1998	George Jamison	LB
1999	Dan Owens	DT
2000	James Jones	DT
2001	Charlie Batch	QB
2002	Cory Schlesinger	QB
2003	Robert Porcher	DE

2004	Jared DeVries	DE
2005	Boss Bailey	LB
2006	Ricky Sandow	Dir. of Security
2007	Kevin Jones	RB
2008	Daniel Bullocks	S
2009	Jeff Backus	T
2010	Jason Hanson	K
2011	Shaun Hill	QB

ROBERT PORCHER MAN OF THE YEAR

(renamed in honor of Robert Porcher in 2003)

2000	Ron Rice	LB
2001	Luther Elliss	DT
2002	Robert Porcher	DE
2003	Robert Porcher	DE
2004	Fernando Bryant	CB
2005	Joey Harrington	QB
2006	Barry Stokes	G
2007	Mike Furrey	WR
2008	Mike Furrey	WR
2009	Drew Stanton	QB
2010	Drew Stanton	QB
2011	Drew Stanton	QB

TEAM CAPTAINS

In 2007, the NFL launched a formalized initiative for teams to select season-long captains, up to six per team, with each player wearing the letter 'C' on the upper right chest of their home and away jersey. The Lions have selected numerous captains over the years, both on a season and game basis. Below are captains selected by the team beginning with the 2007 NFL initiative.

2007	Jason Hanson	K	Special Teams
	Jon Kitna	QB	Offense
	Cory Redding	DT	Defense
	Ernie Sims	LB	Defense
	Dominic Raiola	C	Offense
2008	Jason Hanson	K	Special Teams
	Jon Kitna	QB	Offense
	Cory Redding	DT	Defense
	Ernie Sims	LB	Defense
	Dominic Raiola	C	Offense
2009	Dominic Raiola	C	Offense
	Larry Foote	LB	Defense
	Jason Hanson	K	Special Teams
2010	Matthew Stafford	QB	Offense
	Dominic Raiola	C	Offense
	Kyle Vanden Bosch	DE	Defense
	Jason Hanson	K	Special Teams
2011	Matthew Stafford	QB	Offense
	Dominic Raiola	C	Offense
	Kyle Vanden Bosch	DE	Defense
	Jason Hanson	K	Special Teams

MISCELLANEOUS HONORS

MICHIGAN SPORTS HALL OF FAME

1958	Gus Dorias	Coach	1943-47
1959	Earl "Dutch" Clark	B	1934-38
		Coach	1937-38
1962	Byron "Whizzer" White	B	1940-41
1966	Bobby Layne	LB	1950-58
1967	Doak Walker	B	1950-55
1970	Joe Schmidt	LB	1953-65
		Coach	1966-72
1971	Les Bingham	G	1948-54
		Coach	1960-64
		Coach	1965-67
1973	Ron Kramer	B	1939
1975	Vince Banonis	C	1951-53
1976	Buddy Parker	B	1935-36
		Coach	1950-56
	George A. Richards	Owner	1934-39
1979	Leroy "Ace" Gutowsky	RB	1934-38
	Earl Morrall	QB	1958-64
1980	Alex Karras	DT	1958-62, 64-70
	George Wilson	Coach	1949-64
1983	Andy Parkas	B	1945
1985	Len Bamey	LB	1967-77
	Robert Hoernschmeyer	B	1950-55
1985	Nick Kerbaway	PR Dir., Business Mgr., GM	1948-57
1986	Jack Christiansen	B	1951-58
	Robert Westfall	B	1944-47
1988	Dick "Night Train" Lane	DB	1968-69
	Fale Lary	DB/P	1952-53, 56-64
1990	Charlie Sanders	TE	1968-77
	Billy Sims	RB	1980-84
1991	Cloyce Box	E	1949-50, 52-54
1995	Terry Barr	B	1957-65
1997	Jimmy David	E	1952-59
	Leon Hart	WR	1950-57
2000	Anthony Carter	WR	1994-95
2001	Wayne Walker	LB	1958-72
2002	Lou Creekmur	T	1950-59
	Barry Sanders	RB	1989-98
2003	Mike Lucci	LB	1965-73
	Chris Spielman	LB	1988-95
2005	William Clay Ford	Owner	1960-91
2010	Herman Moore	WR	1991-01
	Eddie Murray	K	1980-91
2011	Dick LeBeau	CB	1959-72

LIONS HEISMAN TROPHY WINNERS

1942	Frank Sinkwich	Georgia
1948	Doak Walker	Southern Methodist
1949	Leon Hart	Notre Dame



1955	Howard Cassady	Ohio State
1969	Steve Owens	Oklahoma
1978	Billy Sims	Oklahoma State
1988	Barry Sanders	Oklahoma State
1989	Andre Ware	Houston
1990	Ty Detmer	BYU
1991	Desmond Howard	Michigan
1992*	Gino Torretta	Miami

*Did not play as 3rd QB in 1995

DSBA ROOKIE OF THE YEAR

2002	Joey Harrington	QB
2003	Boss Bailey	LB
2004	Kevin Jones	RB
2005	Shawn Cody	DT
2006	Ernie Sims	LB
2007	Gerald Alexander	S
2008	Kevin Smith	RB
2009	Louis Delmas	S
2010	Ndamukong Suh	DT
2011	Titus Young	WR

MEDIA GOOD GUY AWARD

2002	Jason Hanson	K
2003	Dre Bly	CB
2004	Eddie Drummond	CB
2005	Cory Schlesinger	FB
2006	Mike Furrey	WR
2007	Roy Williams	WR
2008	Corey Smith	DE
2009	Dominic Raiola	C
2010	Calvin Johnson	WR
2011	Nate Burleson	WR

ALL-TIME TEAM

The Lions All-Time Team was compiled by an online fan voting process on Detroitlions.com and a selection committee that consisted of five media members of the media and four long-time employees of the Detroit Lions. The media portion included: Mike O'Hara (Detroit News), Tom Kawalski (Booth News), Curt Sylvester (retired, Detroit Free Press), Jerry Green (retired Detroit News) and Jim Brandstatter (broadcaster). Lions employees were Asst. Dir. of Pro Personnel Charlie Sanders, Sr. Dir. of Community Affairs Tim Pendell, former equipment mgr. Donny Jaroszewich and retired athletic trainer Kent Falb.

Name	Pos	Seasons	Years
Arnold, Jim	P	8	1986-93
Baker, Al	DL	5	1978-82
Barney, Lem	CB	11	1967-77
Blades, Bennie	S	9	1988-96
Brown, Lomas	DL	11	1985-95
Brown, Roger	DL	7	1960-66
Christiansen, Jack*	S	8	1951-58
Clark, Dutch*	OB	5	1934-38
Cogdill, Gail	WR	9	1960-68
Creekmur, Lou	OL	10	1950-59
David, Jim*	CB	8	1952-59
Doll, Don	S	4	1949-52
English, Doug	DL	10	1975-79, 81-85
Flanagan, Ed	OL	10	1965-74
Glover, Kevin	OL	13	1985-97
Gordy, John*	OL	10	1957, 59-67
Gray, Mel	KR	6	1989-94
Hanson, Jason	K	11	1991-2001
Karras, Alex	DL	12	1958-62, 64-70
Lane, Dick*	CB	6	1960-65
Lary, Yale	S	11	1952-53, 56-64
Layne, Bobby*	OB	9	1950-58
LeBeau, Dick	CB	14	1959-72
Moore, Herman	WR	11	1991-2001
Murray, Eddie	K	12	1980-91
Porcher, Robert	DL	13	1992-2004
Sanders, Barry	RB	10	1989-98
Sanders, Charlie	TE	10	1968-77
Schlesinger, Cory	FB	12	1995-2006
Schmidt, Joe	LB	13	1953-65
Sewell, Harley	OL	10	1953-62
Sims, Billy	RB	5	1980-84
Spielman, Chris	LB	8	1988-95
Walker, Doak*	RB	6	1950-55
Walker, Wayne	LB	15	1958-72
Wojciechowicz, Alex*	OL	9	1938-46

*Deceased

PRIDE OF THE LIONS

On November 22, 2009, the Lions unveiled the team's Pride of the Lions, a permanent stadium display honoring greatest players in team history during a halftime celebration at Ford Field against the Cleveland Browns. The team introduced the 12 members of the Pride of the Lions charter class. The Pride of the Lions is a very visible feature on the old Hudson's warehouse of Ford Field (south suite levels) that includes the players' jersey numbers, name and years played with the Lions.



Year	Name	Pos	Seasons	Years
2009	Barney, Lem	CB	11	1967-77
2009	Christiansen, Jack*	S	8	1951-58
2009	Clark, Dutch*	OB	5	1934-38
2009	Creekmur, Lou	OL	10	1950-59
2009	Lane, Dick*	CB	6	1960-65
2009	Lary, Yale	S	11	1952-53, 56-64
2009	Layne, Bobby*	OB	9	1950-58
2009	Sanders, Barry	RB	10	1989-98
2009	Sanders, Charlie	TE	10	1968-77

2009	Schmidt, Joe	LB	13	1953-65
2009	Walker, Doak*	RB	6	1950-55
2009	Wojciechowicz, Alex*	OL	9	1938-46
2010	LeBeau, Dick	CB	14	1959-72

*Deceased

LIONS IN THE PRO BOWL

(Listed by year of Pro Bowl)

1951 (5)	Cloyce Box	E	1964 (6)	Terry Barr
F	Lou Creekmur	T	E	Roger Brown
DB	Don Doll	T	E	Gail Cogdill
G	Thurman McGraw	T	E	John Gordy
RB	Doak Walker	LB	E	Joe Schmidt
1952 (6)	Les Bingham	LB	E	Wayne Walker
E	Cloyce Box	1965 (7)	Terry Barr	
T	Lou Creekmur	E	Roger Brown	
DB	Don Doll	T	Jim Gibbons	
RB	Bob Hoernschemeyer	E	John Gordy	
RB	Doak Walker	DB	Yale Lary	
1953 (6)	Lou Creekmur	DB	Dick LeBeau	
T	Don Doll	LB	Wayne Walker	
RB	Pat Harder	1966 (6)	Roger Brown	
RB	Bob Hoernschemeyer	T	John Gordy	
OB	Bobby Layne	T	Alex Karras	
DB	Bob Smith	DB	Dick LeBeau	
1954 (7)	Les Bingham	E	Pat Studstill	
G	Jack Christiansen	LB	Wayne Walker	
T	Lou Creekmur	1967 (3)	Roger Brown	
DB	Yale Lary	DB	Dick LeBeau	
OB	Bobby Layne	E	Pat Studstill	
G	Dick Stantel	1968 (2)	Lem Barney	
RB	Doak Walker	DB	Mel Farr	
1955 (7)	Jack Christiansen	1969 (2)	Lem Barney	
DB	Lou Creekmur	TE	Charlie Sanders	
DB	Jim David	1970 (3)	Lem Barney	
LB	Joe Schmidt	C	Ed Flanagan	
DB	Bill Stits	TE	Charlie Sanders	
C	LaVern Torgeson	1971 (4)	Mel Farr	
RB	Doak Walker	C	Ed Flanagan	
1956 (5)	Jack Christiansen	LB	Paul Naumoff	
DB	Lou Creekmur	TE	Charlie Sanders	
DB	Jim David	1972 (5)	Ed Flanagan	
LB	Joe Schmidt	QB	Grag Landry	
E	Doak Walker	LB	Mike Lucci	
1957 (7)	Charles Ane	RB	Steve Owens	
DB	Jack Christiansen	TE	Charlie Sanders	
T	Lou Creekmur	1973 (2)	Lem Barney	
DB	Jim David	DB	Rocky Freitas	
DB	Yale Lary	1974 (2)	Lem Barney	
OB	Bobby Layne	C	Ed Flanagan	
LB	Joe Schmidt	1975 (2)	Dick Jauron	
1958 (7)	Jack Christiansen	DE	Charlie Sanders	
DB	Lou Creekmur	1976 (2)	Lem Barney	
DB	Jim David	TE	Charlie Sanders	
DB	Yale Lary	1977 (2)	Lem Barney	
T	Darris McCord	TE	Charlie Sanders	
LB	Joe Schmidt	1978 (2)	David Hill	
G	Harley Sewell	DT	Doug English	
1959 (5)	Charley Ane	1979 (3)	Al Baker	
DB	Jim David	DT	Al Baker	
DB	Yale Lary	TE	Ed Murray	
LB	Joe Schmidt	RB	Billy Sims	
G	Harley Sewell	1982 (3)	Doug English	
1960 (5)	Jim David	RB	Tom Skladany	
DB	Alex Karras	1983 (3)	Keith Dorney	
DB	Yale Lary	T	Doug English	
LB	Joe Schmidt	RB	Billy Sims	
G	Harley Sewell	1984 (1)	Doug English	
1961 (7)	Gail Cogdill	1988 (1)	Jim Arnold	
E	Jim Gibbons	P	Jim Arnold	
E	Alex Karras	P	Michael Cofer	
DB	Dick Lane	1990 (4)	Jerry Ball	
DB	Yale Lary	NT	Ed Murray	
RB	Nick Pietrosante	K		
LB	Joe Schmidt			
1962 (7)	Jim Gibbons			
E	Alex Karras			
DB	Dick Lane			
DB	Yale Lary			
G/K	Jim Martin			
RB	Nick Pietrosante			
LB	Joe Schmidt			
1963 (6)	Roger Brown			
E	Gail Cogdill			
DB	Dick Lane			
DB	Yale Lary			
LB	Joe Schmidt			
G	Harley Sewell			



RB Barry Sanders
LB Chris Spielman

1991 (5) Jerry Ball
NT Lomas Brown
KR Mel Gray
RB Barry Sanders
LB Chris Spielman

1992 (6) Jerry Ball
NT Bennie Blades
T Lomas Brown
KR Mel Gray
RB Barry Sanders
LB Chris Spielman

1993 (3) T Lomas Brown
KR Mel Gray
RB Barry Sanders

1994 (3) T Lomas Brown
RB Barry Sanders
LB Pat Swilling

1995 (5) T Lomas Brown
KR Mel Gray
WR Herman Moore
RB Barry Sanders
LB Chris Spielman

1996 (4) T Lomas Brown
C Kevin Glover
WR Herman Moore
RB Barry Sanders

1997 (3) C Kevin Glover
WR Herman Moore

ALL-TIME PRO BOWL SELECTIONS

Player	Pos	No	Years
Ane, Charles	T	2	1957, 59
Arnold, Jim	P	2	1998-99
Baker, Al	DE	3	1979-81
Ball, Jerry	NT	3	1990-91, 92*
Barney, Lem	DB	7	1968-70, 73-74, 76-77
Barr, Terry	WR	2	1964-65
Bingaman, Les	G	2	1952-54
Blades, Bennie	CB	1	1992
Bly, Dre	T	2	2004-05
Box, Cloyce	E	2	1951, 53
Boyd, Stephen	LB	2	2000, 01*
Brown, Lomas	T	7	1991-97
Brown, Roger	DT	5	1963-67
Christiansen, Jack	S	8	1954-58
Creekmur, Lou	T	8	1951-58
Cofar, Michael	LB	1	1989
Coggill, Gail	WR	3	1961, 63-64
David, Jim	DB	6	1955-60
Doll, Don	HB	3	1951-53
Domey, Keith	T	1	1983
Drummond, Eddie	KR	1	2005
Elliss, Luther	DT	2	2000-01
English, Doug	DT	4	1979, 82-84
Fair, Mel	RB	2	1968, 71
Flanagan, Ed	C	4	1970-72, 74
Freitas, Rocky	T	1	1973
Gibbons, Jim	TE	3	1961-62, 65
Glover, Kevin	C	3	1996-98
Gordy, John	G	3	1964-66
Gray, Mel	K	4	1991-92, 93*, 95
Hanson, Jason	K	2	1998, 00
Harder, Pat	FB	1	1979
Hill, David	TE	2	1979-80
Hoernschmeyer, Bob	HB	2	1952-53
Howard, Desmond	KR	1	2001
Jauron, Dick	KR	1	1975
Johnson, Calvin	WR	2	2010-11
Karras, Alex	DT	4	1961-63, 66
Landry, Greg	QB	1	1972
Lane, Dick	DB	3	1961-63
Lary, Yale	S	9	1954, 57-63, 65
Layne, Bobby	QB	3	1952-54
Luceau, Dick	DB	3	1965-67
Lucco, Mike	LB	1	1972
Martin, Jim	K	1	1962
McCord, Darris	T/E	1	1958
McGraw Thurman	T	1	1951
Moore, Herman	WR	4	1995-98
Murray, Eddie	K	2	1981, 90
Naumoff, Paul	LB	1	1972
Owens, Steve	RB	1	1972
Pietrosante, Nick	FB	2	1961-62
Porcher, Robert	DE	3	1998, 00, 02
Rogers, Shaun	RB	2	2005-06
Sanders, Barry	RB	10	1990-93, 94*, 95-98, 99*
Sanders, Charlie	TE	7	1968-72, 75-77
Schmidt, Joe	LB	10	1955-63, 64*
Sewell, Harley	G	4	1958-60, 63
Sims, Billy	RB	3	1981-83
Skladany, Tom	P	1	1982
Sloan, David	TE	1	2000
Smith, Bob	HB	1	1953

RB Barry Sanders

1998 (5) Kevin Glover
C Jason Hanson
WR Herman Moore
DE Robert Porcher
RB Barry Sanders

1999 (1) Barry Sanders

2000 (5) Stephen Boyd
LB Luther Elliss
K Jason Hanson
DE Robert Porcher
TE David Sloan

2001 (3) LB Stephen Boyd
DT Luther Elliss
KR Herman Hanson

2002 (1) DE Robert Porcher

2004 (1) DE Dre Bly

2005 (3) CB Dre Bly
CB Eddie Drummond
KR Shaun Rogers

2006 (1) DT Shaun Rogers

2007 (1) WR Roy Williams

2011 (2) Calvin Johnson

Ndamukong Suh

2012 (1) Calvin Johnson

Spellman, Chris
Stanfel, Dick
Stots, Bill
Studstill, Pat
Suh, Ndamukong
Swilling, Pat
Torgeson, LaVern
Walker, Doak
Walker, Wayne
Williams, Roy
* Selected, Did Not Play

LB 4 1990-92, 95
G 1 1954
HB 1 1955
WR/P 2 1965-67
DT 1 2010
LB 1 1994
C/LB 1 1955
HB 5 1951-52, 54-56
LB/K 3 1964-66
WR 1 2007

MOST PRO BOWL SELECTIONS

Rk	Player	Pos	No	Years
1	Schmidt, Joe	LB	10	1955-63, 64*, 95-98, 99*
1	Sanders, Barry	RB	10	1990-93, 94*, 95-98, 99*
3	Lary, Yale	S	9	1954, 57-63, 65
4	Creekmur, Lou	T	8	1951-58
5	Barney, Lem	DB	7	1968-70, 73-74, 76-77
5	Sanders, Charlie	TE	7	1968-72, 75-77
5	Brown, Lomas	T	7	1991-97

PRO BOWL HEAD COACHES

Coach	No	Years
Fontes, Wayne	1	1992
Wilson, George	1	1958

LIONS ON THE AP ALL-PRO TEAM

The Associated Press All-Pro Team dates back to 1930. In 1951, the AP began designating the All-Pro Team by offense and defense. From 1930-50, positions selected included the following: End (E), Tackle (T), Guard (G), Center (C) and Back (B). This designation represented the offensive and defensive systems of the era as well as the commonality of two-way players. The first year the offensive backfield was separated by Quarterback, Fullback and Half (Running) Back was 1954. The first year the AP designated the defensive backfield by Safety (S) and Cornerback (B or CB in 1963) was 1955. Wide Receiver (WR), also known as Flanker (FL) from 1963-69, were first separated in 1963, having been previously combined as the End (E) position. Punter (P) and Placekicker (PK) was first honored in 1970 and Dick Returner (KR) in 1978.

1931	George Christensen (Portsmouth)	QB	Bobby Layne
L	Dutch Clark (QB, Portsmouth)	LB	Joe Schmidt
B	Dutch Clark (QB, Portsmouth)	CB	Jack Christiansen
1932	Father Lumpkin (Portsmouth)	S	Yale Lary
B	Dutch Clark (QB, Portsmouth)	1957	Lou Creekmur
B	Father Lumpkin (Portsmouth)	TB	Joe Schmidt
1933	Glenn Presnell (Portsmouth)	CB	Jack Christiansen
B	Glenn Presnell (Portsmouth)	1958	Joe Schmidt
1934	George Christensen	S	Yale Lary
B	Dutch Clark (QB)	1959	Joe Schmidt
1935	Dutch Clark (QB)	LB	Joe Schmidt
B	Ernie Caddell	1960	Alex Karras
B	Ernie Caddell	DT	Alex Karras
1936	Ox Emerson	1961	Alex Karras
B	Dutch Clark (QB)	DT	Joe Schmidt
1937	Dutch Clark (QB)	LB	B Dick "Night Train" Lane
B	Dutch Clark (QB)	1962	Roger Brown
1938	Lloyd Cardwell	DT	Dick "Night Train" Lane
1940	John Wiethe	CB	Joe Schmidt
G	Byron "Whizzer" White	LB	Yale Lary
B	Byron "Whizzer" White	1963	Roger Brown
1944	Frank Sinkwich	DT	Alex Karras
B	Frank Sinkwich	1965	Pat Studstill
1945	Bill Radovich	WR	Lem Barney
G	Bob Westfall	1966	Lem Barney
C	Bill Radovich	1968	Charlie Sanders
1946	Bill Radovich	CB	Charlie Sanders
1950	Doak Walker (rookie)	RB	Al Baker (rookie)
B	Doak Walker (rookie)	1969	Eddie Murray (rookie)
1951	Leon Hart	CB	Doug English
E	Lou Creekmur	1970	Jim Arnold
G	Doak Walker	1971	Barry Sanders (rookie)
B	Les Bingaman (DT)	1972	Barry Sanders
1952	Cloyce Box	1973	Mel Gray
G	Bobby Layne (QB)	1974	Barry Sanders
B	Thurman McGraw (DT)	1975	Mel Gray
B	Jack Christiansen (CB)	1976	Jerry Ball
1953	Lou Creekmur	1977	Chris Spielman
G	Dick Stanfel	1978	Barry Sanders
G	Doak Walker	1979	Mel Gray
B	Les Bingaman (DT)	1980	Jerry Ball
G	Jack Christiansen (CB)	1981	Chris Spielman
1954	Lou Creekmur	1982	Barry Sanders
T	Dick Stanfel	1983	Mel Gray
B	Doak Walker	1984	Barry Sanders
G	Les Bingaman (DT)	1985	Mel Gray
LB	Joe Schmidt (CB)	1986	Herman Moore
B	Jack Christiansen (CB)	1987	Lomas Brown
1955	Joe Schmidt	1988	
LB	Jack Christiansen	1989	
S	Jack Christiansen	1990	
1956	Lou Creekmur	1991	
T	Lou Creekmur	1992	



RB	Barry Sanders	2004	
1996		KR	Eddie Drummond
WR	Herman Moore	2010	
1997			Ndamukong Suh (rookie)
WR	Herman Moore	2011	
RB	Barry Sanders	WR	Calvin Johnson

ALL-TIME AP ALL-PRO SELECTIONS

Player	Pos.	No.	Years
Arnold, Jim	P	1	1987
Baker, Al	DE	1	1978
Ball, Jerry	DT	1	1991
Barney, Lem	CB	2	1968-69
Bingaman, Les	DT	3	1951, 53-54
Box, Cloyce	E	1	1952
Brown, Lomas	T	1	1995
Brown, Roger	DT	2	1962-63
Caddel, Ernie	B	1	1935
Cardwell, Lloyd	B	1	1938
Christensen, George	T	2	1931, 34
Christiansen, Jack	CB, S	6	1952-57
Clark, Dutch	QB	6	1931-32, 34-37
Creekmur, Lou	G, T	6	1951-54, 56-57
Drummond, Eddie	KR	1	2004
Emerson, Ox	G	1	1936
English, Doug	DT	1	1982
Gray, Mel	KR	3	1991-93
Hart, Leon	E	1	1951
Johnson, Calvin	WR	1	2011
Karras, Alex	DT	3	1960-61, 65
Lane, Dick "Night Train"	CB	2	1961-62
Lary, Yale	S	3	1956, 58, 62
Layne, Bobby	QB	2	1952, 56
Lumpkin, Father	B	1	1932
McGraw, Thurman	DT	1	1952
Moore, Herman	WR	3	1995-97
Murray, Eddie	K	1	1980
Presnell, Glenn	B	1	1933
Radovich, Bill	G	2	1954
Sanders, Barry	RB	6	1989-91, 94-95, 97
Sanders, Charlie	TE	2	1970-71
Schmidt, Joe	LB	8	1954-59, 61-62
Sinkwich, Frank	B	1	1944
Spielman, Chris	LB	1	1991
Stanfel, Dick	G	2	1953-54
Studstill, Pat	WR	1	1966
Suh, Ndamukong	DT	1	2010
Westfall, Bob	RB	4	1950-51, 53-54
White, Byron "Whizzer"	B	1	1940
Wiethe, John	G	1	1940

MOST AP ALL-PRO SELECTIONS

Rk	Player	Pos.	No.	Years
1	Schmidt, Joe	LB	8	1954-59, 61-62
2t	Christiansen, Jack	CB, S	6	1952-57
2t	Clark, Dutch	QB	6	1931-32, 34-37
2t	Creekmur, Lou	G, T	6	1951-54, 56-57
2t	Sanders, Barry	RB	6	1989-91, 94-95, 97
6	Walker, Doak	RB	4	1950-51, 53-54
7t	Bingaman, Les	DT	3	1951, 53-54
7t	Gray, Mel	KR	3	1991-93
7t	Karras, Alex	DT	3	1960-61, 65
7t	Lary, Yale	S	3	1956, 58, 62
7t	Moore, Herman	WR	3	1995-97
12t	Barney, Lem	CB	2	1968-69
12t	Brown, Roger	DT	2	1962-63
12t	Christensen, George	T	2	1931, 34
12t	Lane, Dick "Night Train"	CB	2	1961-62
12t	Layne, Bobby	QB	2	1952, 56
12t	Radovich, Bill	G	2	1954
12t	Sanders, Charlie	TE	2	1970-71
20t	Stanfel, Dick	G	2	1953-54
20t	Arnold, Jim	P	1	1987
20t	Baker, Al	DE	1	1978
20t	Ball, Jerry	DT	1	1991
20t	Box, Cloyce	E	1	1952
20t	Brown, Lomas	T	1	1995
20t	Caddel, Ernie	B	1	1935
20t	Cardwell, Lloyd	B	1	1938
20t	Drummond, Eddie	KR	1	2004
20t	Emerson, Ox	G	1	1936
20t	English, Doug	DT	1	1982
20t	Hart, Leon	E	1	1951
20t	Johnson, Calvin	WR	1	2011
20t	Lumpkin, Father	B	1	1932
20t	McGraw, Thurman	DT	1	1952
20t	Murray, Eddie	K	1	1980
20t	Presnell, Glenn	B	1	1933
20t	Sinkwich, Frank	B	1	1944
20t	Spielman, Chris	LB	1	1991
20t	Studstill, Pat	WR	1	1966
20t	Suh, Ndamukong	DT	1	2010
20t	Westfall, Bob	B	1	1945
20t	White, Byron "Whizzer"	B	1	1940
20t	Wiethe, John	G	1	1940

2012 DETROIT LIONS

THE RECORDS SECTION





LIONS INDIVIDUAL RECORDS

RUSHING RECORDS

Detroit Lions records date back to 1934 unless otherwise noted.

*NFL Record

MR: several players, most recent

Rushing Yards, Career

Rk	Player	Att	Yds	Avg	TD	Years
1	Barry Sanders	3062	15269	5.0	99	1989-98
2	Billy Sims	1131	5106	4.5	42	1980-84
3	Dexter Bussey	1203	5105	4.2	18	1975-84
4	Altie Taylor	1165	4297	3.7	24	1969-76
5	Nick Pietrosante	938	3933	4.2	28	1959-65

Rushing Yards, Season

Rk	Player	Att	Yds	Avg	TD	Year
1	Barry Sanders	335	2053	6.1	11	1997
2	Barry Sanders	331	1883	5.7	7	1994
3	Barry Sanders	307	1553	5.1	11	1996
4	Barry Sanders	342	1548	4.5	16	1991
5	Barry Sanders	314	1500	4.8	11	1995

Rushing Yards, Game

Rk	Player	Yds	Opp	Date
1	Barry Sanders	237	TB	11/13/94
2	Barry Sanders	220	at Min	11/24/91
3	Barry Sanders	216	Ind	11/23/97
4	Barry Sanders	215	at TB	10/12/97
5	Bob Hoernschemeyer	198	NYJ	11/23/50

Most Rushing Attempts, Career

Rk	Player	Att	Yds	Avg	TD	Years
1	Barry Sanders	3062	15269	5.0	99	1989-98
2	Dexter Bussey	1203	5105	4.2	18	1975-84
3	Altie Taylor	1165	4297	3.7	24	1969-76
4	Billy Sims	1131	5106	4.5	42	1980-84
5	James Jones	960	3452	3.6	23	1983-88

Most Rushing Attempts, Season

Rk	Player	Att	Yds	Avg	TD	Year
1	Barry Sanders	343	1491	4.3	4	1998
2	Barry Sanders	342	1548	4.5	16	1991
3	James Stewart	339	1184	3.5	10	2000
4	Barry Sanders	335	2053	6.1	11	1997
5	Barry Sanders	331	1883	5.7	7	1994

Most Rushing Attempts, Game

Rk	Player	Att	Opp	Date
1	Barry Sanders	40	at Dal	9/19/94
2	James Stewart	37	at NYJ	12/17/00
3	Billy Sims	36	at GB	11/20/83
3t	James Jones	36	Mia	10/27/85
3t	James Jones	36	at Min	9/7/86

Most Rushing Touchdowns, Career

Rk	Player	Att	Yds	TD	Avg	Years
1	Barry Sanders	3062	15269	99	5.0	1989-98
2	Billy Sims	1131	5106	42	4.5	1980-84
3	Nick Pietrosante	938	3933	28	4.2	1959-65
4	Mel Farr	739	3072	26	4.2	1967-73
5t	Dutch Clark	469	2311	24	4.9	1934-38
5t	Altie Taylor	1165	4297	24	3.7	1969-76
5t	Kevin Jones	761	3067	24	4.0	2004-07

Most Rushing Touchdowns, Season

Rk	Player	Att	Yds	TD	Avg	Year
1	Barry Sanders	342	1548	16	4.5	1991
2	Barry Sanders	280	1470	14	5.3	1989
3t	Billy Sims	313	1303	13	4.2	1980
3t	Billy Sims	296	1437	13	4.9	1981
3t	Barry Sanders	255	1304	13	5.1	1990

Most Rushing Touchdowns, Game

Rk	Player	TD	Opp	Date
1	Barry Sanders	4	at Min	11/24/91
2t	Dutch Clark	3	Bkn	10/22/34
2t	Ernie Caddel	3	Pit	11/4/34
2t	Ernie Caddel	3	Phi	9/20/35
2t	Jim Ninowski	3	at LArM	10/30/60
2t	Greg Landry	3	at Chi	10/17/72
2t	Billy Sims	3	at LArM	9/7/80
2t	James Jones	3	GB	10/9/83
2t	Barry Sanders	3	at Atl	12/24/89
2t	Barry Sanders	3	TB	9/29/91
2t	Barry Sanders	3	Cle	10/8/95
2t	Tommy Vardell	3	Min	11/16/97
2t	Barry Sanders	3	Chi	11/27-97
2t	Barry Sanders	3	Cin	9/12/98
2t	James Stewart	3	at TB	10/19/00

(Includes all players with 3 rushing touchdowns in game)

Longest Rush

Rk	Player	Yds	Opp	Date
1	Bob Hoernschemeyer	96t	NYJ	11/23/50
2	Jahvid Best	88t	Chi	10/10/11
3t	Bob Hoernschemeyer	85t	GB	11/22/51
3t	Barry Sanders	85	at TB	10/2/94
5	Barry Sanders	84	Chi	10/23/94

RECEIVING RECORDS

Receptions, Career

Rk	Player	Rec	Yds	Avg	TD	Years
1	Herman Moore	670	9174	13.7	62	1991-2001
2	Johnnie Morton	469	6499	13.9	21	1994-2001
3	Brett Perriman	428	5244	12.3	25	1991-96
4	Calvin Johnson	366	5872	16.0	49	2007-
5	Barry Sanders	352	2921	8.3	10	1989-98

Receptions, Season

Rk	Player	Rec	Yds	Avg	TD	Year
1	Herman Moore	123	1686	13.7	14	1995
2	Brett Perriman	106	1488	13.8	9	1995
3	Herman Moore	106	1296	12.2	9	1996
4	Herman Moore	104	1293	12.4	8	1997
5	Mike Furrey	98	1086	11.1	6	2006

Receptions, Game

Rk	Player	Rec	Opp	Date
1	Herman Moore	16	Chi	12/4/95
2t	Cloyce Box	12	at Bal	12/3/50
2t	James Jones	12	at Cle	9/28/86
2t	Brett Perriman	12	at Chi	11/19/95
2t	Brett Perriman	12	Min	11/23/95
2t	Herman Moore	12	at Min	9/1/96

Receiving Yards, Career

Rk	Player	Rec	Yds	Avg	TD	Year
1	Herman Moore	670	9174	13.7	61	1991-01
2	Johnnie Morton	469	6499	13.9	35	1994-01
3	Calvin Johnson	366	5872	16.0	49	2007-
4	Brett Perriman	428	5244	12.3	25	1991-96
5	Gail Cogdill	325	5221	16.1	28	1960-68

Receiving Yards, Season

Rk	Player	Rec	Yds	Avg	TD	Year
1	Herman Moore	123	1686	13.7	14	1995
2	Calvin Johnson	96	1681	17.5	16	2011
3	Brett Perriman	108	1488	13.8	9	1995
4	Germane Crowell	81	1338	16.5	7	1999
5	Calvin Johnson	78	1331	17.1	12	2008

Receiving Yards, Game

Rk	Player	Yds	Opp	Date
1	Cloyce Box	302	Bal	12/3/50
2	Richard Johnson	248	NO	12/3/89
3	Calvin Johnson	244	at GB	1/1/12
4	Calvin Johnson	214	at Oak	12/18/11
5	Ray Williams	204	at Phi	9/23/07
6	Cloyce Box	202	Dal	12/13/52

Receiving Touchdowns, Career

Rk	Player	Rec	Yds	Avg	TD	Years
1	Herman Moore	666	9098	13.7	62	1991-01
2	Calvin Johnson	366	5872	16.0	49	2007-
3t	Johnnie Morton	469	6499	13.9	35	1994-01
3t	Terry Barr	227	3810	16.8	35	1957-65
3t	Leonard Thompson	277	4682	16.9	35	1975-86

Receiving Touchdowns, Season

Rk	Player	Rec	Yds	Avg	TD	Year
1	Calvin Johnson	96	1681	17.5	16	2011
2	Cloyce Box	42	924	22.0	15	1952
3	Herman Moore	123	1686	13.7	14	1995
4	Terry Barr	66	1086	16.5	13	1963
5t	Leon Hart	35	544	15.5	12	1951
5t	Calvin Johnson	78	1331	17.1	12	2008
5t	Calvin Johnson	77	1,120	14.5	12	2010

Receiving Touchdowns, Game

Rk	Player	TD	Opp	Date
1	Cloyce Box	4	at Bal	12/3/50
2t	Dave Diehl	3	at Cle	11/26/44
2t	Doak Walker	3	at NYJ	11/19/50
2t	Cloyce Box	3	NYJ	11/23/50
2t	Cloyce Box	3	GB	11/27/52
2t	Cloyce Box	3	Chi	12/7/52
2t	Cloyce Box	3	at DalT	12/13/52
2t	Jim Doran	3	at SF	11/28/57
2t	Hopalong Cassidy	3	Bal	10/11/59
2t	Terry Barr	3	at SF	11/3/63
2t	Billy Gambrell	3	at Atl	12/8/68
2t	Leonard Thompson	3	Min	12/9/78
2t	Leonard Thompson	3	Min	9/23/84
2t	Leonard Thompson	3	NYJ	11/28/85
2t	Herman Moore	3	GB	10/29/95
2t	Roy Williams	3	Arz	11/13/05
2t	Calvin Johnson	3	Was	10/31/10

(Includes all players with 3 receiving touchdowns in game)

Longest Reception

Rk	Player	Yds	Opp	Date	Receiver
1	Pat Studstill	99t*	at Bal	10/16/66	Karl Sweetan
2	Johnnie Morton	98t	at Chi	10/4/98	Charlie Batch
3	Cloyce Box	97t	GB	11/26/53	Bobby Layne
4	Calvin Johnson	96t	at Hou	10/19/08	Dan Orlovsky
5	Leonard Thompson	94t	Chi	10/19/81	Eric Hipple



PASSING RECORDS

Passing Yards, Career

Rk	Player	Att	Cmp	Yds	Pct	TD	Int	Rtg	Years
1	Bobby Layne	2193	1074	15710	49.0	118	142	63.7	1950-58
2	Scott Mitchell	1850	1049	12647	56.7	79	57	79.2	1994-98
3	Greg Landry	1747	957	12451	54.8	80	81	73.4	1968-78
4	Gary Danielson	1684	952	11885	56.5	69	71	74.7	1976-84
5	Eric Hipple	1546	830	10711	53.7	55	70	68.7	1980-89

Passing Yards, Season

Rk	Player	Att	Cmp	Yds	Pct	TD	Int	Rtg	Year
1	Matthew Stafford	663	421	5038	63.5	41	16	97.2	2011
2	Scott Mitchell	583	346	4338	59.3	32	12	92.3	1995
3	Jon Kitna	596	372	4208	62.4	21	22	79.9	2006
4	Jon Kitna	561	355	4068	63.3	18	20	80.9	2007
5	Scott Mitchell	509	293	3484	57.6	19	14	79.6	1997

Passing Yards, Game

Rk	Player	Yds	Opp	Date
1	Matthew Stafford	520	at GB	1/1/12
2	Jon Kitna	446	at Phi	9/23/07
3	Charlie Batch	436	at Arz	11/8/01
4	Matthew Stafford	422	Cle	11/11/09
5	Scott Mitchell	410	Min	11/23/95
6	Matthew Stafford	408	at NO	12/4/11

Passing Touchdown, Career

Rk	Player	Att	Cmp	Yds	Pct	TD	Int	Rtg	Years
1	Bobby Layne	2193	1074	15710	49.0	118	142	63.7	1950-58
2	Greg Landry	1747	957	12451	54.8	80	81	73.4	1968-78
3	Scott Mitchell	1850	1049	12647	56.7	79	57	79.2	1994-98
4	Gary Danielson	1684	952	11885	56.5	69	71	74.7	1976-84
5	Joey Harrington	1802	986	10242	54.7	60	62	68.1	2002-05
5t	Matthew Stafford	1136	679	7840	59.8	60	37	84.7	2009-

Passing Touchdown, Season

Rk	Player	Att	Cmp	Yds	Pct	TD	Int	Rtg	Year
1	Matthew Stafford	663	421	5038	63.5	41	16	97.2	2011
2	Scott Mitchell	583	346	4338	59.3	32	12	92.3	1995
3	Bobby Layne	332	152	2403	45.8	26	23	67.6	1951
4	Earl Morrall	328	174	2621	53.0	24	14	86.2	1963
5	Jon Kitna	596	372	4208	62.4	21	22	79.9	2006

Passing Touchdowns, Game

Rk	Player	TD	Opp	Date
1t	Gary Danielson	5	Min	12/9/78
1t	Matthew Stafford	5	Cle	11/22/09
1t	Matthew Stafford	5	at GB	11/20/11
1t	Matthew Stafford	5	at GB	11/19/12
5t	Bobby Layne	4	at Chi	11/11/51
5t	Bobby Layne	4	GB	11/22/51
5t	Bobby Layne	4	Chi	12/7/52
5t	Tobin Rote	4	SF	11/3/57
5t	Milt Plum	4	SF	9/23/63
5t	Earl Morrall	4	at SF	11/3/63
5t	Greg Landry	4	GB	10/10/71
5t	Eric Hipple	4	Chi	10/19/81
5t	Gary Danielson	4	Min	9/23/84
5t	Eric Hipple	4	NJY	11/28/85
5t	Rodney Peete	4	Chi	12/16/90
5t	Scott Mitchell	4	Min	11/23/95
5t	Scott Mitchell	4	Chi	9/22/96
5t	Joey Harrington	4	Arz	9/7/03
5t	Jon Kitna	4	at Dal	12/31/06
5t	Matthew Stafford	4	Was	10/31/10
5t	Matthew Stafford	4	KC	9/18/11
5t	Matthew Stafford	4	at Oak	12/18/11

Passing Attempts, Career

Rk	Player	Att	Cmp	Yds	Pct	TD	Int	Rtg	Years
1	Bobby Layne	2193	1074	15710	49.0	118	142	63.7	1950-58
2	Scott Mitchell	1850	1049	12647	56.7	79	57	79.2	1994-98
3	Joey Harrington	1802	986	10242	54.7	60	62	68.1	2002-05
4	Greg Landry	1747	957	12451	54.8	80	81	73.4	1968-78
5	Gary Danielson	1684	952	11885	56.5	69	71	74.7	1976-84

Passing Attempts, Season

Rk	Player	Att	Cmp	Yds	Pct	TD	Int	Rtg	Year
1	Matthew Stafford	663	421	5038	63.5	41	16	97.2	2011
2	Jon Kitna	596	372	4208	62.4	21	22	79.9	2006
3	Scott Mitchell	583	346	4338	59.3	32	12	92.3	1995
4	Jon Kitna	561	355	4068	63.3	18	20	80.9	2007
5	Joey Harrington	554	309	2880	55.8	17	22	63.9	2003

Passing Attempts, Game

Rk	Player	Att	Opp	Date
1	Matthew Stafford	63	at Chi	11/13/11
2	Charlie Batch	62	at Arz	11/8/01
3	Matthew Stafford	59	at GB	11/1/12
4	Joey Harrington	55	at GB	9/1/03
5	Shaun Hill	54	at GB	10/3/10

Passing Completions, Career

Rk	Player	Att	Cmp	Yds	Pct	TD	Int	Rtg	Years
1	Bobby Layne	2193	1074	15710	49.0	118	142	63.7	1950-58
2	Scott Mitchell	1850	1049	12647	56.7	79	57	79.2	1994-98
3	Joey Harrington	1802	986	10242	54.7	60	62	68.1	2002-05
4	Greg Landry	1747	957	12451	54.8	80	81	73.4	1968-78
5	Gary Danielson	1684	952	11885	56.5	69	71	74.7	1976-84

Passing Completions, Season

Rk	Player	Att	Cmp	Yds	Pct	TD	Int	Rtg	Year
1	Matthew Stafford	663	421	5038	63.5	41	16	97.2	2011
2	Jon Kitna	596	372	4208	62.4	21	22	79.9	2006
3	Jon Kitna	561	355	4068	63.3	18	20	80.9	2007
4	Scott Mitchell	583	346	4338	59.3	32	12	92.3	1995
5	Joey Harrington	554	309	2880	55.8	17	22	63.9	2003

Passing Completions, Game

Rk	Player	Cmp	Opp	Date
1t	Charlie Batch	36	at Arz	11/8/01
1t	Matthew Stafford	36	at GB	11/1/12
3	Shaun Hill	34	at Buf	10/3/10
4t	Eric Hipple	33	at Cle	9/28/86
4t	Chuck Long	33	GB	10/25/87
4t	Joey Harrington	33	at Ten	11/5/04
4t	Matthew Stafford	33	at Chi	11/13/11

Consecutive Passing Completions, Game

Rk	Player	Cmp	Opp	Date
1	Jon Kitna	12	at Arz	11/19/06
2t	Gary Danielson	11	GB	12/21/80
2t	Dave Krieg	11	Buf	11/24/84
2t	Charlie Batch	11	GB	10/15/98
2t	Joey Harrington	11	SD	12/7/93

Completion Percentage, Career (min. 500 att.)

Rk	Player	Att	Cmp	Yds	Pct	TD	Int	Rtg	Years
1	Jon Kitna	1277	795	9034	62.3	44	47	79.5	2006-08
2	Matthew Stafford	1136	679	7840	59.8	60	37	84.7	2009-
3	Rodney Peete	1125	641	8164	57.0	38	49	72.9	1989-93
4	Scott Mitchell	1850	1049	12647	56.7	79	57	79.2	1994-98
5	Gary Danielson	1684	952	11885	56.5	69	71	74.7	1976-84

Completion Percentage, Season (min. 200 att.)

Rk	Player	Att	Cmp	Yds	Pct	TD	Int	Rtg	Year
1	Matthew Stafford	663	421	5038	63.50	41	16	97.2	2011
2	Jon Kitna	596	372	4208	62.38	21	22	79.9	2006
3	Eric Hipple	305	192	1919	62.95	9	11	75.6	1986
4	Jon Kitna	596	372	4208	62.41	21	22	79.9	2006
5	Rodney Peete	252	157	1670	62.30	6	14	66.4	1993

Completion Percentage, Game (Since 1950, min. 15 attempts)

Rk	Player	Pct	At	Cmp	Opp	Date
1	Charlie Batch	84.21	19	16	GB	10/15/98
2	Jon Kitna	83.33	24	20	Chi	9/30/07
3t	Greg Landry	83.33	18	15	NE	10/10/76
3t	Ty Detmer	83.33	18	15	StL	10/8/01
5	Joey Harrington	81.82	22	18	at NYG	10/24/04

Passing Interceptions, Career (fewest, min. 500 att.)

Rk	Player	Att	Cmp	Yds	Pct	TD	Int	Rtg	Years
1	Eric Kramer	291	281	3468	96.9	23	19	75.3	1991-93
2	Chuck Long	602	330	3743	54.8	19	28	64.8	1986-89, 91-94
3	Matthew Stafford	1077	643	7320	59.7	55	35	83.6	2009-
4	Jim Ninowski	530	251	3520	47.4	9	36	46.6	1960-61
5	Tobin Rote	596	256	3609	43.0	30	39	52.6	1957-59

Passing Interceptions, Season (fewest, min. 200 att.)

Rk	Player	Att	Cmp	Yds	Pct	TD	Int	Rtg	Year
1	Dave Krieg	212	131	1629	61.8	14	3	101.7	1994
2	Charlie Batch	303	173	2178	57.1	11	6	83.5	1998
3t	Bill Munson	292	166	1874	56.8	8	7	75.3	1974
3t	Gus Feroette	288	175	2117	60.8	9	7	83.6	1999
3t	Charlie Batch	270	151	1957	55.9	13	7	84.1	1999
3t	Greg Landry	240	135	1359	56.3	6	7	68.7	1977

Passing Interceptions, Career (most)

Rk	Player	Att	Cmp	Yds	Pct	TD	Int	Rtg	Years
1	Bobby Layne	2193	1074	15710	49.0	118	142	63.7	1950-58
2	Milt Plum	1315	671	8536	51.0	55	87	58.0	1962-67
3	Greg Landry	1747	957	12451	54.8	80	81	73.4	1968-78
4	Gary Danielson	1684	952	11885	56.5	69	71	74.7	1976-84
5	Eric Hipple	1546	830	10711	53.7	55	70	68.7	1980-89

Passing Interceptions, Season (most)

Rk	Player	Att	Cmp	Yds	Pct	TD	Int	Rtg	Year
1	Bobby Layne	332	152	2403	45.8	26	23	67.6	1951
2	Jeff Kramel	368	183	2238	49.7	11	23	52.8	1979
3	Joey Harrington	554	309	2880	55.8	17	22	63.9	2003
4	Jon Kitna	596	372	4208	62.4	21	22	79.9	2006
5	Bobby Layne	273	125	2088	45.8	16	21	59.6	1953

Passing Interceptions, Game (most)

Rk	Player	Int	Opp	Date
1t	Frank Sinkwich	7	GB	10/24/43
1t	Ty Detmer	7	Cle	9/23/01
3t	Jim Ninowski	5	LARm	10/30/60
3t	Gary Danielson	5	SCL	12/3/78
3t	Eric Hipple	5	Min	9/25/83
3t	Joey Harrington	5	Chi	9/18/05
3t	Jon Kitna	5	SD	12/16/07
3t	Matthew Stafford	5	Sea	11/8/09

(Includes all players with 5 interceptions in game)

Passing Rating, Career (min. 500 att.)

Rk	Player	Att	Cmp	Y
----	--------	-----	-----	---



THE RECORDS SECTION

Detroitlions.com
Media.Detroitlions.com

Passing Rating, Season (League qualifier 224 att. - 14 att./16 gm)

Rk	Player	Att	Cmp	Yds	Pct	TD	Int	Rtg	Year
1	Matthew Stafford	663	421	5038	63.5	41	16	97.2	2011
2t	Scott Mitchell	583	346	4338	59.3	32	12	92.3	1995
2t	Greg Landry	291	168	2191	57.7	17	8	89.6	1978
4	Earl Morrall	328	174	2621	53.0	24	14	86.2	1963

Passer Rating, Game (since 1950, min. 15 attempts)

Rk	Player	Rtg	Opp	Date
1	Dave Krieg	158.3	Bu	11/24/94
2	Gus Froelotte	156.3	SdL	11/7/59
3	Eric Hipple	155.2	Mia	10/27/85
4	Milt Plum	153.8	SF	9/23/62
5	Charlie Batch	149.6	GB	10/15/98

Longest Pass

Rk	Player	Yds	Opp	Date	Receiver
1	Karl Sweetan	99t	at Bal	10/16/66	Pat Studstill
2	Charlie Batch	98t	at Chi	10/4/98	Johnnie Morton
3	Bobby Layne	97t	GB	11/26/53	Cloyce Box
4	Dan Orlovsky	96t	at Hou	10/19/08	Calvin Johnson
5	Eric Hipple	94t	Chi	10/19/81	Leonard Thompson

SCORING RECORDS

Rk	Player	TD	Ru	Pa	Int	FR	PR	KR	FGR	FGB	PB	PAT	FG	S	2pt	Pts	Years
1	Jason Hanson	0	0	0	0	0	0	0	0	0	0	627	4630	0	0	2016	1992-
2	Eddie Murray	0	0	0	0	0	0	0	0	0	381	2440	0	1113	1980-91		
3	Barry Sanders	109	99	10	0	0	0	0	0	0	0	0	0	0	0	654	1989-98
4	Errol Mann	0	0	7	0	0	0	0	0	0	0	213	1410	0	636	1969-76	
5	Doak Walker	34	12	21	0	0	1	0	0	0	0	183	49	0	534	1950-55	

Points, Season

Rk	Player	TD	Ru	Pa	Int	FR	PR	KR	FGR	FGB	PB	PAT	FG	S	2pt	Pts	Year
1	Jason Hanson	0	0	0	0	0	0	0	0	0	0	48	28	0	0	132	1995
2	Jason Hanson	0	0	0	0	0	0	0	0	0	0	28	34	0	0	130	1993
3	Doak Walker	11	5	6	0	0	0	0	0	0	0	38	8	0	0	128	1950
4	Jason Hanson	0	0	0	0	0	0	0	0	0	54	24	0	0	126	2011	
5	Jason Hanson	0	0	0	0	0	0	0	0	0	35	29	0	0	122	2007	

Points, Game

Rk	Player	Pts	Opp	Date
1t	Doak Walker	24	at GB	11/19/50
1t	Cloyce Box	24	at Bal	12/3/50
1t	Barry Sanders	24	at Min	11/24/91
4t	Dutch Clark	21	Bkn	10/22/34
4t	Doak Walker	21	ChiB	9/26/54

Total Touchdowns, Career

Rk	Player	TD	Ru	Pa	Int	FR	PR	KR	FGR	FGB	PB	PAT	FG	S	2pt	Pts	Years
1	Barry Sanders	109	99	10	0	0	0	0	0	0	0	0	0	0	0	654	1989-98
2	Herman Moore	62	0	62	0	0	0	0	0	0	0	0	0	0	2	376	1991-01
3	Calvin Johnson	50	1	49	0	0	0	0	0	0	0	0	0	0	2	304	2007-
4	Billy Sims	47	42	5	0	0	0	0	0	0	0	0	0	0	0	282	1980-84
5	Leo Thompson	39	3	35	0	0	0	0	0	0	0	0	0	0	0	234	1975-86

Total Touchdowns, Season

Rk	Player	TD	Ru	Pa	Int	FR	PR	KR	FGR	FGB	PB	PAT	FG	S	2pt	Pts	Year
1	Barry Sanders	17	16	1	0	0	0	0	0	0	0	0	0	0	0	102	1991
2t	Billy Sims	16	13	3	0	0	0	0	0	0	0	0	0	0	0	96	1980
2t	Barry Sanders	16	13	3	0	0	0	0	0	0	0	0	0	0	0	96	1990
3t	Calvin Johnson	16	0	16	0	0	0	0	0	0	0	0	0	0	0	96	2011
5t	Cloyce Box	15	0	15	0	0	0	0	0	0	0	0	0	0	0	90	1952
5t	Billy Sims	15	13	2	0	0	0	0	0	0	0	0	0	0	0	90	1981

Total Touchdowns, Game

Rk	Player	TD	Ru	Pa	Opp	Date
1t	Cloyce Box	4	0	4	at Bal	12/3/50
1t	Barry Sanders	3	4	0	at Min	11/24/91
3t	Dutch Clark	3	3	0	Bkn	10/22/34
3t	Ernie Caddell	3	3	0	Pit	11/4/34
3t	Ernie Caddell	3	3	0	Phi	9/20/35
3t	Dave Diehl	3	0	3	at Cle	11/26/44
3t	Elmer Hackney	3	1	2	Bos	12/3/44
3t	Doak Walker	3	0	3	GB	11/19/50
3t	Cloyce Box	3	0	3	NYI	11/23/50
3t	Cloyce Box	3	0	3	GB	11/27/52
3t	Cloyce Box	3	0	3	Chi	12/7/52
3t	Cloyce Box	3	0	3	at DalT	12/13/52
3t	Jim Doran	3	0	3	at SF	11/3/57
3t	Gene Gedman	3	0	3	at LArM	10/12/58
3t	Howard Cassidy	3	0	3	Bal	10/11/59
3t	Jim Ninowski	3	0	3	at LArM	10/30/60
3t	Terry Barr	3	0	3	at SF	11/3/63
3t	Mel Farr	2	1	2	at Chi	10/13/68
3t	Billy Gambrell	1	0	1	at Atl	12/8/68
3t	Greg Landry	1	0	1	at Chi	10/11/72
3t	Leonard Thompson	1	0	1	Min	12/9/78
3t	Billy Sims	1	0	1	at LArM	9/7/80
3t	James Jones	1	0	1	GB	10/9/83
3t	Leonard Thompson	1	0	1	Min	9/23/84
3t	Leonard Thompson	1	0	1	NYJ	11/28/85
3t	Barry Sanders	1	0	1	at Atl	12/24/89
3t	Barry Sanders	1	0	1	TB	9/29/91
3t	Barry Sanders	1	0	1	Cle	10/8/95
3t	Herman Moore	1	0	1	GB	10/29/95
3t	Barry Sanders	1	0	1	at TB	10/12/97
3t	Tommy Vardell	1	0	1	Min	11/16/97
3t	Barry Sanders	1	0	1	Chi	11/27/97

3t	Barry Sanders	3	3	0	Cin	9/12/98
3t	Tommy Vardell	3	3	1	Chi	11/15/98
3t	James Stewart	3	2	0	at TB	10/19/00
3t	Roy Williams	3	0	3	Arz	11/13/05
3t	Jaivid Best	3	1	1	Phi	9/19/10
3t	Calvin Johnson	3	2	0	Was	10/31/10
3t	Kevin Smith	3	2	1	Car	11/20/11

(Includes all players with 3 touchdowns in game)

Return Touchdowns, Career

Note: Return touchdowns include interceptions, punt returns, kickoff returns, field goal returns, fumble returns, blocked punt returns and blocked field goal returns

Rk	Player	Ret	Int	FR	PR	KR	FGR	FGB	PB	Years
1t	Jack Christiansen	11	3	0	8	0	0	0	0	1951-58
1t	Lem Barney	11	7	0	2	1	1	0	0	1967-77
3	Mel Gray	7	0	0	2	5	0	0	0	1989-94
4t	Yale Lary	6	2	1	3	0	0	0	0	1952-53, 56-64
4t	Eddie Drummond	6	0	0	4	2	0	0	0	2002-06

Return Touchdowns, Season

Rk	Player	Ret	Int	FR	PR	KR	FGR	FGB	PB	Year
1t	Jack Christiansen	4	0	0	4	2	0	0	0	1951
1t	Eddie Drummond	4	0	0	4	2	0	0	0	2004
3t	Lem Barney	3	2	0	1	0	0	0	0	1967
3t	Lem Barney	3	2	0	1	0	0	0	0	1970
3t	Levi Johnson	3	2	0	0	0	1	0	0	1974
3t	Mel Gray	3	0	0	0	3	0	0	0	1994

Return Touchdowns, Game

Rk	Player	TD	PR	KR	Opp	Date
1t	Eddie Drummond	2	2	0	at Jax	11/14/04
1t	Jack Christiansen	2	2	0	LArM	10/14/51
1t	Jack Christiansen	2	2	0	GB	11/22/51
1t	Eddie Payton	2	1	1	Min	12/17/77

(Includes all players with two return touchdowns in game)

Field Goals, Career

Rk	Player	FG	FGA	FG%	XP	XPA	XP%	Years
1	Jason Hanson	463	656	81.9	627	635	98.7	1992-
2	Eddie Murray	244	325	75.1	381	386	98.7	1980-91
3	Errol Mann	141	214	65.9	213	222	95.9	1969-76
4	Jim Martin	56	126	44.8	91	95	95.8	1951-61
5	Wayne Walker	53	131	40.5	172	175	98.3	1958-72

Field Goals, Season

Rk	Player	FG	FGA	FG%	XP	XPA	XP%	Year
1	Jason Hanson	34	43	79.1	28	28	100.0	1993
2t	Jason Hanson	29	33	87.9	27	29	93.1	1998
2t	Jason Hanson	29	33	87.9	30	30	100.0	2006
3t	Jason Hanson	29	35	82.9	35	36	97.2	2007
5	Jason Hanson	28	34	82.4	48	48	100.0	1995

Most Field Goals, Game

Rk	Player	FG	Opp	Date
1t	Garb Yepremian	6	Min	11/13/66
1t	Jason Hanson	6	Min	10/17/99
3t	Eddie Murray	5	GB	9/14/80
3t	Jason Hanson	5	Was	9/10/00
3t	Jason Hanson	5	GB	11/27/03

Consecutive Field Goals

Rk	Player	FG	Start	End
1	Jason Hanson	24	9/7/97 TB	11/14/97 Min
2	Jason Hanson	22	10/3/10 at GB	10/16/11 SF
3	Eddie Murray	20	11/16/08 at Car	10/19/09 Pit
4	Eddie Murray	19	11/13/88 TB	11/12/89 GB

Field Goal Percentage, Career (min. 50 att.)

Rk	Player	FG	FGA	FG%	XP	XPA	XP%	Year
1	Jason Hanson	463	565	81.95	627	635	98.7	1992-
2	Eddie Murray	244	325	75.08	381	386	98.7	1980-91
3	Errol Mann	141	214	65.89	213	222	95.9	1969-79
4	Doak Walker	49	87	56.32	183	191	95.8	1950-55
5	Jim Martin	56	125	44.80	91	95	95.8	1951-61
7	Wayne Walker	53	131	40.46	172	175	98.3	1958-72

(Includes all players with 50 field goal attempts in career)

Field Goal Percentage, Season (min. 20 att.)

Rk	Player	FG	FGA	FG%	XP	XPA	XP%	Year
1	Jason Hanson	22	23	95.65	26	27	96.3	2003
2	Jason Hanson	21	22	95.45	25	26	96.2	2008
3	Eddie Murray	20	21	95.24	36	36	100.0	1989
4	Eddie Murray	20	21	95.24	22	23	95.7	1988
5	Jason Hanson	26	29	89.66	39	40	97.5	1997

Longest Field Goals (All-Time 50-yard Field Goals)

Rk	Player	Yds	Opp	Date
1t	Jason Hanson	56	Cle	10/8/95
1t	Jason Hanson	56	at Car	11/16



THE RECORDS SECTION

Detroitlions.com
Media.Detroitlions.com

50-Yard Field Goals, Career

Rk	Player	FG	FGA	Pct	Years
1	Jason Hanson	50*	90	55.6	1992-91
2	Eddie Murray	16	34	47.1	1980-91
3	Errol Mann	6	-	-	1969-76
4	Jim Martin	6	-	-	1951-61
5	Dave Rayner	3	-	100.0	2010-
6	Glenn Presnell	1	-	-	1934-36

(Includes all players who have 1 50-yard field goal in career)

50-Yard Field Goals, Season

Rk	Player	FG	FGA	Pct	Year
1	Jason Hanson	8*	8	100.0	2008
2	Jason Hanson	5	7	71.4	2011
3	Jason Hanson	4	8	50.0	1999
3t	Jason Hanson	4	7	57.1	2001
3t	Jason Hanson	4	10.0	2003	2001
3t	Jason Hanson	4	5	80.0	2011
7t	Errol Mann	3	6	50.0	1970
7t	Eddie Murray	3	4	75.0	1981
7t	Eddie Murray	3	4	75.0	1983
7t	Jason Hanson	3	7	42.9	1993
7t	Jason Hanson	3	5	60.0	1997
7t	Jason Hanson	3	6	50.0	2006
7t	Jason Hanson	3	4	75.0	2007
7t	Jason Hanson	3	4	75.0	2010

50-Yard Field Goals, Game

Rk	Player	FG	Opp	Date
1t	Jim Martin	2	Bal	10/23/60
1t	Jason Hanson	2	Ind	11/23/97
1t	Jason Hanson	2	Was	12/5/99
1t	Jason Hanson	2	at Hou	10/19/08
1t	Jason Hanson	2	at NYG	10/17/10

Field Goal Attempts, Career

Rk	Player	FG	FGA	FG%	XP	XPA	XP%	Years
1	Jason Hanson	463	565	81.9	627	635	98.7	1992-
2	Eddie Murray	244	325	75.08	381	386	98.7	1980-91
3	Errol Mann	141	214	65.89	213	222	95.9	1969-76
4	Wayne Walker	53	131	40.46	172	175	98.3	1958-72
5	Jim Martin	56	125	44.80	91	95	95.8	1951-61

Field Goal Attempts, Season

Rk	Player	FG	FGA	FG%	XP	XPA	XP%	Year
1	Jason Hanson	34	43	79.1	28	28	100.0	1993
2	Eddie Murray	27	42	64.3	26	26	97.2	1980
3t	Errol Mann	25	37	67.6	26	26	100.0	1969
3t	Errol Mann	22	37	59.5	37	37	100.0	1971
5t	Eddie Murray	25	35	71.4	46	46	100.0	1981
5t	Jason Hanson	29	35	82.9	35	36	97.2	2007

Extra Points, Career

Rk	Player	FG	FGA	FG%	XP	XPA	XP%	Years
1	Jason Hanson	463	565	81.95	627	635	98.7	1992-
2	Eddie Murray	244	325	75.08	381	386	98.7	1980-91
3	Errol Mann	141	214	65.89	213	222	95.9	1969-76
4	Doak Walker	49	87	56.32	183	191	95.8	1950-55
5	Wayne Walker	53	131	40.46	172	175	98.3	1958-72

Extra Points, Season

Rk	Player	FG	FGA	FG%	XP	XPA	XP%	Year
1	Jason Hanson	24	29	82.8	54	54	100.0	2011
2	Jason Hanson	28	34	82.4	48	48	100.0	1995
3	Eddie Murray	25	35	71.4	46	46	100.0	1981
4t	Doak Walker	6	12	50.0	43	44	97.7	1951
4t	Doak Walker	11	17	64.7	43	43	100.0	1954

Extra Points, Game

Rk	Player	XP	Opp	Date
1t	Doak Walker	7	NY	11/23/50
1t	Doak Walker	7	GB	11/22/51
1t	Jason Hanson	7	Chi	11/27/97
1t	Jason Hanson	7	Car	11/20/11
4t	Doak Walker	6	Bal	12/3/50
4t	Pat Harder	6	GB	10/26/52
4t	Pat Harder	6	Chi	12/7/53
4t	Doak Walker	6	Chi	9/26/54
4t	Doak Walker	6	St	11/14/54
4t	Bobby Layne	6	Pit	12/9/56
4t	Gerry Perry	6	ChiC	12/6/59
4t	Jim Martin	6	StL	11/12/61
4t	Wayne Walker	6	StL	9/16/62
4t	Wayne Walker	6	SF	9/23/62
4t	Milt Plum	6	SF	11/3/63
4t	Garo Yepremian	6	SF	10/29/67
4t	Benny Ricardo	6	Min	12/9/78
4t	Eddie Murray	6	Chi	10/19/81
4t	Eddie Murray	6	Min	12/12/81
4t	Eddie Murray	6	Pit	11/24/83
4t	Jason Hanson	6	Arz	9/7/03
4t	Jason Hanson	6	KC	9/18/11
4t	Jason Hanson	6	at Den	10/30/11

Extra Point Attempts, Career

Rk	Player	FG	FGA	FG%	XP	XPA	XP%	Years
1	Jason Hanson	463	565	81.95	627	635	98.7	1992-
2	Eddie Murray	244	325	75.08	381	386	98.7	1980-91
3	Errol Mann	141	214	65.89	213	222	95.9	1969-76
4	Doak Walker	49	87	56.32	183	191	95.8	1950-55
5	Wayne Walker	53	131	40.46	172	175	98.3	1958-72

Extra Point Attempts, Season

Rk	Player	FG	FGA	FG%	XP	XPA	XP%	Year
1	Jason Hanson	24	29	82.8	54	54	100.0	2011
2	Jason Hanson	28	34	82.4	48	48	100.0	1995
3	Eddie Murray	25	35	71.4	46	46	100.0	1981
4	Doak Walker	6	12	50.0	43	44	97.7	1951
5	Doak Walker	11	17	64.7	43	43	100.0	1954

INTERCEPTIONS RECORDS

Interceptions, Career

Rk	Player	Int	Yds	Avg	TD	Years
1	Dick LeBeau	62	762	12.3	3	1959-72
2	Lem Barney	56	1077	19.2	7	1967-77
3	Yale Lary	50	787	15.7	2	1952-53, 56-64
4	Jack Christensen	46	717	15.6	3	1951-58
5	Jim David	36	259	7.2	0	1952-59

Interceptions, Season

Rk	Player	Int	Yds	Avg	TD	Year
1t	Don Doll	12	163	13.6	1	1950
1t	Jack Christensen	12	238	19.8	1	1953
3	Don Doll	11	301	27.4	1	1949
4t	Jack Christensen	10	137	13.7	1	1957
4t	Lem Barney	10	232	23.2	3	1967

Interceptions, Game

Rk	Player	Int	Date	Opp
1t	Don Doll	4	at Chic	10/23/49
2t	Mike Lucci	2	at Min	11/13/66
2t	Lem Barney	3	Min	12/17/67
2t	Lem Barney	3	Chi	9/22/68
2t	Mike Weger	3	Chi	9/22/68
2t	Mike Lucci	3	at Chi	11/21/71
2t	Dick Jauron	3	at Min	11/18/73
2t	Bobby Westbrook	3	GB	12/8/81
2t	Kurt Scholz	3	at Chi	9/24/00
2t	Don Doll	3	SF	10/8/50
2t	Don Doll	3	GB	11/19/50
2t	Jack Christiansen	3	Bal	11/7/53
2t	Jimmy David	3	at Bal	10/6/56
2t	Joe Schmidt	3	at LA	10/26/58
2t	Gary Lowe	3	Cle	1/7/61*
2t	Yale Lary	3	at GB	11/15/53
2t	Yale Lary	3	at LA	10/28/56

*Bert Bell Playoff (Runner-Up) Bowl

Interception Return Yards, Career

Rk	Player	Int	Yds	Avg	TD	Years
1	Lem Barney	56	1077	19.2	7	1967-77
2	Yale Lary	50	787	15.7	2	1952-53, 56-64
3	Dick LeBeau	62	762	12.3	3	1959-72
4	J. Robert Smith	29	719	24.8	3	1949-54
5	Jack Christensen	46	717	15.6	3	1951-58

Interception Return Yards, Season

Rk	Player	Int	Yds	Avg	TD	Year
1	Don Doll	11	301	27.4	1	1949
2	Jack Christensen	12	238	19.8	1	1953
3	Lem Barney	10	232	23.2	2	1967
3	Chris Houston	5	225	45.0	2	2011
5	J. Robert Smith	9	218	24.2	1	1949

Interception Return Yards, Game (Since 1960)

Rk	Player	Yds	Int	Opp	Date
1	Dick Jauron	167	3	Chi	11/18/73
2	Devon Mitchell	107	2	GB	12/4/88
3t	Bryant Westbrook	101	1	NE	11/23/00
3t	Louis Delmas	101	1	Arz	12/20/09
5	Chris Houston	100	1	at Den	10/30/11

Interceptions Return for Touchdowns, Career

Rk	Player	Int	Yds	Avg	TD	Years
1	Lem Barney	56	1077	19.2	7	1967-77
2	Mike Lucci	21	308	14.7	4	1965-73
4t	Bob Smith	29	719	24.8	3	1955-66
4t	Jack Christensen	46	717	15.6	3	1951-58
4t	Dick LeBeau	62	762	12.3	3	1959-72
4t	Larry Hand	5	110	22.0	3	1964-77
4t	Levi Johnson	21	549	26.1	3	1973-77
4t	Bryant Westbrook	12	239	19.9	3	1997-2001

Interceptions Return for Touchdowns, Season

Rk	Player	Int	Yds	Avg	TD	Year
1t	Lem Barney	10	232	23.2	3	1967
2t	Wayne Rasmussen	5	122	24.4	2	1965
2t	Larry Hand	2	6	3.0	2	1967
2t	Lem Barney	7	168	24.0	2	1970
2t	Mike Lucci	2	74	14.8	2	1971
2t	Levi Johnson	2	139	27.8	2	1974
2t	Reggie Brown	2	83	41.5	2	1997
2t	Chris Houston	5	225	45.0	2	2011

(Includes all players with interception return for a touchdown in season)

Longest Interception Return

Rk	Player	Yds	Opp	Date
1	Bob Smith	102t	ChiB	11/24/49
2t	Bryant Westbrook	101t	NE	11/23/00
2t	Louis Delmas	101t	Arz	12/20/09
4	Chris Houston	100	at Den	10/30/11
5	Bennie Blades	98t	at B	9/29/96



THE RECORDS SECTION

Detroitlions.com
Media.Detroitlions.com

6	Vern Huffman	97t	Brk	10/17/37
7	Ray Crockett	96t	Dal	10/27/91
8t	Dick Jauron	95t	at Chi	11/18/73
8t	Don Doll	95t	at Pit	10/8/49
10	Del Ritchhart	94t	NYG	11/15/36
11	Jack Christensen	92t	LARm	11/1/53
12t	Devon Mitchell	90t	GB	12/4/88
12t	Bob Smith	90	at Pit	11/9/52

(Includes all players with 90-yard interceptions returns)

PUNTING RECORDS

Punts, Career

Rk	Player	Pnt	Yds	Avg	Years
1	Nick Harris	627	27074	43.2	2003-10
2	Jim Arnold	536	22893	42.7	1986-93
3t	John Jett	503	22729	44.3	1952-53, 56-64
3t	John Jett	503	21494	42.7	1997-03
5	Herman Weaver	436	17715	40.6	1970-76

Most Punts, Season

Rk	Player	Pnt	Yds	Avg	Year
1	Jim Arnold	97	4110	42.4	1988
2t	Wilbur Summers	93	3420	36.8	1977
2t	John Jett	93	4044	43.5	2000
4	Nick Harris	92	3765	40.9	2004
5	John Jett	91	3838	42.2	2002

Most Punts, Game

Rk	Player	Pnt	Opp	Date
1	Wilbur Summers	12	at SF	10/23/77
2	John Jett	11	at Car	9/15/02
3t	George Grimes	10	at ChiB	10/17/48
3t	Jerry DePoyster	10	at LA	11/3/68
3t	Lem Barney	10	Min	11/27/69
3t	Herman Weaver	10	Was	10/17/76
3t	Mike Black	10	LARd	12/10/84
3t	Jim Arnold	10	at GB	12/15/91
3t	Mark Royals	10	TB	9/8/96
3t	John Jett	10	at Chi	9/24/00
3t	John Jett	10	At	11/12/00

Gross Punting Average, Career (Min. 70 punts)

Rk	Player	Pnt	Yds	Avg	Years
1	Yale Lary	503	22279	44.29	1952-53, 56-64
2	Nick Harris	627	27074	43.18	2003-10
3	Mark Royals	126	5413	42.96	1995-96
4	John Jett	503	21494	42.73	1997-03
5	Jim Arnold	536	22893	42.71	1986-93

Gross Punting Average, Season (Min. 30 punts)

Rk	Player	Pnt	Yds	Avg	Year
1	Yale Lary	35	1713	48.94	1963
2	Yale Lary	52	2519	48.44	1961
3	Yale Lary	45	2121	47.13	1959
4	Yale Lary	67	3,099	46.25	1964
5	Bob Cifers	30	1,369	45.63	1946

Gross Punting Average, Game (Since 1960, Min.: 4 punts)

Rk	Player	Pnt	Yds	Avg	Opp	Date
1	Yale Lary	57	2525	43.61	SF	10/6/63
2	Yale Lary	53	2560	48.30	Dal	10/13/63
3t	Pat Studstill	53	2300	43.40	Chi	9/11/66
3t	Yale Lary	53	2300	43.40	Bal	9/24/61
5	Nick Harris	52	2260	43.46	Min	11/8/05

Net Punting Average (Since 1976, Min.: 50 punts)

Rk	Player	Pnt	Yds	Avg	Net	In	TB	Years
1	Nick Harris	627	27074	43.18	36.29	189	47	2003-10
2	Jim Arnold	536	22893	42.71	36.01	124	53	1986-93
3	John Jett	503	21494	42.73	36.08	154	30	1997-03
4	Tom Skladany	268	11363	42.40	35.94	64	23	1978-82
5	Greg Montgomery	63	2782	44.16	34.78	19	8	1994

Net Punting Average, Season (Since 1976 Min.: 30)

Rk	Player	Pnt	Yds	Avg	Net	TB	In	Year
1	Jim Arnold	46	2007	43.63	36.63	17	17	1987
2	Nick Harris	66	2967	44.95	38.18	9	18	2006
3	John Jett	91	3838	42.18	38.01	7	29	2002
4	Nick Harris	90	3952	43.91	37.98	6	24	2008
5	Tom Skladany	64	2784	43.50	37.27	5	21	1981

Punts Inside-the-20, Career (Since 1976)

Rk	Player	Pnt	Yds	Avg	Net	TB	In	Years
1	Jim Arnold	536	22893	42.71	36.01	124	53	1986-93
2	John Jett	503	21494	42.73	36.08	154	30	1997-03
3	Nick Harris	627	27074	43.18	36.29	189	47	2003-10
4	Mike Black	272	11181	41.11	33.61	59	27	1983-87
5	Tom Skladany	268	11363	42.40	35.94	64	23	1978-82

Punts Inside-the-20, Season (Since 1976)

Rk	Player	Pnt	Yds	Avg	Net	TB	In	Year
1	Nick Harris	84	3656	43.52	36.86	2	34	2005
2	John Jett	93	4044	43.48	35.55	12	33	2000
3	Nick Harris	92	3765	40.82	34.61	7	32	2004
4	John Jett	91	3838	42.18	38.01	7	29	2002
5t	Jim Arnold	75	3092	41.23	35.36	5	27	1991
5t	John Jett	86	3637	42.29	34.83	12	27	1999

Longest Punts

Rk	Player	Yds	Opp	Date
1	Bill Shepherd	85	NVG	11/15/36
2	Bill DeCorvont	81	at Was	10/6/46
3	Pat Studstill	78	GB	10/8/67
4	Bob Smith	75	NYV	10/8/51
5t	Yale Lary	74	at SF	9/13/64
5t	Tom Skladany	74	Oak	9/27/81

PUNT RETURN RECORDS

Punt Returns, Career

Rk	Player	PR	Yds	Avg	TD	Years
1t	Pete Mandley	143	1360	9.5	2	1984-88
1t	Lem Barney	143	1312	9.2	2	1967-77
3	Mel Gray	132	1427	10.8	2	1989-94
4	Yale Lary	126	758	6.0	3	1952-53, 56-64
5	Robbie Martin	118	1118	9.5	2	1981-84

Most Punt Returns, Season

Rk	Player	PR	Yds	Avg	TD	Year
1	Robbie Martin	52	450	8.7	1	1981
2	Glyn Milburn	47	433	9.2	0	1997
3	Pete Mandley	43	420	9.6	1	1986
4	Pete Mandley	38	403	10.6	1	1985
5	Pete Mandley	37	287	7.8	0	1988

Punt Returns, Game (Since 1948)

Rk	Player	PR	Yds	Date
1t	Eddie Payton	8	TB	11/20/77
1t	Ray Williams	8	TB	12/14/80
1t	Terry Fair	8	Phi	11/8/98
4t	Ken Jenkins	7	GB	11/20/83
4t	Robbie Martin	7	Min	10/21/84
4t	Walter Stanley	7	NO	12/3/89

Punt Return Yards, Career

Rk	Player	PR	Yds	Avg	TD	Years
1	Mel Gray	132	1427	10.8	2	1989-94
2	Pete Mandley	143	1360	9.5	2	1984-88
3	Lem Barney	143	1312	9.2	2	1967-77
4	Robbie Martin	118	1118	9.5	2	1981-84
5	Jack Christensen	85	1084	12.8	8	1951-58

Most Punt Return Yards, Season

Rk	Player	PR	Yds	Avg	TD	Year
1	Walter Stanley	29	496	13.8	0	1989
2t	Pat Studstill	29	457	15.8	0	1962
2t	Desmond Howard	31	457	14.7	1	2000
4	Robbie Martin	52	450	8.7	1	1981
5	Glyn Milburn	47	433	9.2	0	1997

Punt Return Yards, Game (Since 1948)

Rk	Player	Yds	Opp	Date
1	Eddie Drummond	199	at Jax	11/14/04
2	Tom Watkins	184	SF	10/6/63
3	Jack Christensen	175	GB	11/22/51
4	Robbie Martin	140	Pit	11/24/83
5	Jack Christensen	126	LARm	10/4/51

Punt Return Average, Career (Min. 40 returns)

Rk	Player	PR	Yds	Avg	TD	Years
1	Jack Christensen	85	1084	12.75	8	1951-58
2	Pat Studstill	59	716	12.14	0	1961-67
3	Desmond Howard	69	821	12.07	2	1999-02
4	Mel Gray	132	1427	10.81	2	1989-94
5	Tom Watkins	86	928	10.79	3	1962-67

Return Average, Season (Min. 20 returns)

Rk	Player	PR	Yds	Avg	TD	Year
1	Pat Studstill	29	457	15.8	0	1962
2	Mel Gray	25	385	15.40	1	1991
3	Desmond Howard	31	457	14.74	1	2000
4	Reggie Swinton	23	318	13.83	1	2003
5	Walter Stanley	36	496	13.78	0	1989

Punt Return Average, Game (Since 1960, Min. 3 punt returns)

Rk	Player	PR	Yds	Avg	Opp	Date
1	Tom Watkins	5	184	36.80	SF	10/6/63
2	Eddie Payton	3	105	35.00	Min	12/17/77
3	Dick Jauron	3	103	34.33	Chi	11/24/74
4	Eddie Drummond	6	199	33.17	at Jax	11/14/04
5	Desmond Howard	4	119	29.75	at NO	9/3/00

Punt Returns for Touchdowns, Career

Rk	Player	PR	Yds	Avg	TD	Years
1	Jack Christensen	85	1084	12.8	8	1951-58
2	Eddie Drummond	108	1058	9.8	4	2002-06
3t	Tom Watkins	86	928	10.8	3	1962-67
3t	Yale Lary	126	758	6.0	3	1952-53, 56-64
5t	Bill Dudley	30	448	14.9	2	1947-49
5t	Lem Barney	143	1312	9.2	2	1967-77
5t	Robbie Martin	118	1118	9.5	2	1981-84
5t	Pete Mandley	143	1360	9.5	2	1984-88
5t	Mel Gray	132	1427	10.8	2	1989-94
5t	Desmond Howard	68	821	12.1	2	1999-02

Punt Returns for Touchdowns, Season

Rk	Player	PR	Yds	Avg	TD	Year
1	Jack Christensen	18	343	19.0	4	1951
2t	Jack Christensen	15	322	21.5	2	1952
2t	Tom Watkins	16	238	14.9	2	1964
2t	Eddie Drummond	24	316	13.2	2	2004



THE RECORDS SECTION

Detroitlions.com
Media.Detroitlions.com

Punt Return for Touchdowns, Game

Rk	Player	TD	Opp	Date
1t	Jack Christiansen	2	LArM	10/14/51
1t	Jack Christiansen	2	GB	11/22/51
1t	Eddie Drummond	2	at Jax	11/14/04

Longest Punt Returns

Rk	Player	Yds	Opp	Date
1	Desmond Howard	95t	at NO	9/3/00
2	Tom Watkins	90t	SF	10/6/63
3t	Jack Christiansen	89t	GB	11/22/51
3t	Reggie Swinton	89t	at Car	12/21/03
5	Eddie Payton	87t	Min	12/17/77
6	Bill Dudley	84t	at ChiB	10/19/47
7	Eddie Drummond	83t	at Jax	11/14/04
8	Chuck DeShane	81t	Bos	11/4/45
9t	Pete Mandley	81t	Atl	12/21/86
9t	Robbie Martin	81t	Pit	11/24/83
11	Desmond Howard	80	at Ind	10/29/00

(Includes all players with 80-yard punt returns)

KICKOFF RETURN RECORDS

Kickoff Returns, Career

Rk	Player	KR	Yds	Avg	TD	Years
1	Mel Gray	216	5478	25.4	5	1989-94
2	Eddie Drummond	213	5026	23.6	2	2002-06
3	Desmond Howard	155	3723	24.0	0	1999-02
4	Alvin Hall	128	2819	22.0	0	1981-85, 87
5	Glyn Milburn	119	2942	24.7	0	1996-97

Most Kickoff Returns, Season

Rk	Player	KR	Yds	Avg	TD	Year
1	Glyn Milburn	64	1627	25.4	0	1996
2	Eddie Drummond	52	1349	21.8	0	2006
3t	Desmond Howard	57	1401	24.6	0	2001
3t	Desmond Howard	57	1446	25.4	0	2001
5	Glyn Milburn	55	1315	23.9	0	1997

Kickoff Returns, Game

Rk	Player	KR	Opp	Date
1	Aveon Cason	9	at SD	12/16/07
2	Mel Gray	8	Dal	11/8/92
3	Desmond Howard	8	at Pit	12/23/01
4	Derrick Williams	8	Sea	11/8/09

Kickoff Return Yards, Career

Rk	Player	KR	Yds	Avg	TD	Years
1	Mel Gray	216	5478	25.4	5	1989-94
2	Eddie Drummond	213	5026	23.6	2	2002-06
3	Desmond Howard	155	3723	24.0	0	1999-02
4	Glyn Milburn	119	2942	24.7	0	1996-97
5	Alvin Hall	128	2819	22.0	1	1981-85, 87

Kickoff Return Yards, Season

Rk	Player	KR	Yds	Avg	TD	Year
1	Glyn Milburn	64	1627	25.4	0	1996
2	Stefan Logan	54	1448	26.8	0	2010-
3	Desmond Howard	57	1446	25.4	0	2001
4	Terry Fair	51	1428	28.0	2	1998
5	Desmond Howard	57	1401	24.6	0	2000

Kickoff Return Yards, Game

Rk	Player	Yds	Opp	Date
1	Wally Triplett	294	at LArM	10/29/50
2	Terry Fair	244	at GB	9/6/98
3	Desmond Howard	229	Cin	10/28/01
4	Desmond Howard	218	TB	9/17/00
5	Eddie Drummond	210	at StL	10/1/06

Kickoff Return Average, Career (Min. 50 returns)

Rk	Player	KR	Yds	Avg	TD	Years
1	Stefan Logan	54	1448	26.81	1	2010-
2	Tom Vaughn	62	1595	25.73	0	1965-71
3	Pat Studstill	75	1924	25.65	1	1961-67
4	Lem Barney	50	1274	25.48	1	1967-77
5	Mel Gray	216	5478	25.36	5	1989-94

Kickoff Return Average, Season (Min. 20 returns)

Rk	Player	KR	Yds	Avg	TD	Year
1	Mel Gray	45	1276	28.36	3	1994
2	Terry Fair	51	1428	28.00	2	1998
3	Stefan Logan	54	1448	26.81	1	2010
4	Lem Barney	25	670	26.80	1	1968
5	Mel Gray	24	640	26.67	0	1989

Kickoff Return Average, Game (Min. 3 kickoff returns)

Rk	Player	Avg	Opp	Date
1	Wally Triplett	73.50	at LArM	10/29/50
2	Desmond Howard	45.0	Cin	10/28/01
3	Mel Gray	43.50	Chi	10/23/94
4	Mel Gray	43.00	Min	12/17/94
5	Ron Jessie	41.67	Atl	10/3/71

Kickoff Returns for Touchdowns, Career

Rk	Player	KR	Yds	Avg	TD	Years
1	Mel Gray	216	5478	25.36	5	1989-94
2t	Bobby Williams	46	1219	26.50	2	1968-71
2t	Ron Jessie	47	1237	26.32	2	1971-74
2t	Terry Fair	101	2516	24.91	2	1998-01
2t	Eddie Drummond	213	5026	23.60	2	2002-06

Most Kickoff Returns for Touchdowns, Season

Rk	Player	KR	Yds	Avg	TD	Year
1	Mel Gray	45	1276	28.4	3	1994
2t	Ron Jessie	16	470	29.4	2	1971
2t	Terry Fair	51	1428	28.0	2	1998
2t	Eddie Drummond	41	1092	26.6	2	2004

Kickoff Returns for Touchdowns, Game

Rk	Player	TD	Opp	Date
1t	Bill Jefferson	1	ChiB	11/23/41
1t	Ned Mathews	1	Phi/Pit	11/21/43
1t	Art Van Tone	1	ChiB	11/19/44
1t	Wally Triplett	1	at LArM	10/29/50
1t	Bill Bowman	1	Chi	9/26/54
1t	Terry Barr	1	at LA	10/26/58
1t	Pat Studstill	1	Chi	10/8/61
1t	Lem Barney	1	at LArM	11/3/68
1t	Bobby Williams	1	Atl	11/9/69
1t	Bobby Williams	1	Min	11/15/70
1t	Ron Jessie	1	Atl	10/3/71
1t	Ron Jessie	1	Chi	10/24/71
1t	Eddie Payton	1	Min	12/17/77
1t	Ray Williams	1	TB	12/14/80
1t	Alvin Hall	1	GB	12/12/82
1t	Mel Gray	1	TB	9/27/82
1t	Mel Gray	1	Sea	10/17/93
1t	Mel Gray	1	Chi	10/23/94
1t	Mel Gray	1	GB	11/6/94
1t	Mel Gray	1	Min	12/17/94
1t	Johnnie Morton	1	at Mia	12/25/94
1t	Terry Fair	1	at GB	9/6/98
1t	Terry Fair	1	TB	9/28/98
1t	Reggie Swinton	1	at Chi	10/26/03
1t	Eddie Drummond	1	Hou	9/19/04
1t	Eddie Drummond	1	at Min	11/21/04
1t	Casey FitzSimmons	1	Chi	9/30/07
1t	Stefan Logan	1	StL	10/10/10

(Includes all players with 1 kickoff return for touchdowns in game)

Longest Kickoff Returns

Rk	Player	Yds	Opp	Date
1t	Terry Fair	105t	TB	9/28/98
1t	Stefan Logan	105t	StL	10/10/10
3t	Terry Barr (92) &	104t	at LA	10/26/58
3t	Gene Gedman (12)	102t	Chi	10/24/71
5t	Ron Jessie	102t	Chi	10/23/94
5t	Mel Gray	102t	Chi	10/23/94

FUMBLE RETURNS FOR TOUCHDOWNS

Longest Fumble Return Touchdowns

Rk	Player	Yds	Opp	Date
1t	Tracy Scroggins	81	at TB	12/23/95
2t	Howie Wess	78	Was	10/27/40
3t	Monk Moscrip	67	ChiC	9/10/39
3t	Dre' Bly	67	Dal	10/19/03
5	Louis Delmas	65	at NO	9/13/09
6	Jim Allen	64	SF	12/17/78
7	Boss Bailey	62	at Car	12/21/03
8	Jack Johnson	60	CLE	11/7/57
9	Jimmy Williams	53	at NO	10/28/90
10t	Mike Weger	52	Atl	10/3/71
10t	Ed O'Neil	52	Chi	11/24/77

TACKLES

Tackles, Career

Rk	Player	TT	ST	AT	Year
1	Chris Spielman	1138	775	363	1988-95
2	Bennie Blades	789	587	202	1988-96
3	Ken Farnetti	706	-	-	1979-85
4	Doug English	696	-	-	1975-79, 81-85
5	Jimmy Williams	633	482	151	1982-90

Tackles, Season

Rk	Player	TT	ST	AT	Year
1	Chris Spielman	195	124	71	1988
2	Chris Spielman	133	118	35	1988
3	Chris Spielman	148	97	51	1993
4	Alvin Hall	147	94	53	1984
5	Chris Spielman	146	94	52	1992

Tackles, Game

Rk	Player	TT	Opp	Date
1	Paul Naumoff	21	Cle	11/9/75
2	Ed O'Neil	18	Min	12/17/77
3t	James Harrell	17	at Min	11/18/79
3t	Chris Spielman	17	Min	12/17/94
3t	Chris Spielman	17	at Dal	9/19/94

Note: Unofficial statistic compiled since 1973

SACKS RECORDS

Quarterback Sacks, Career

Rk	Player	Sk	Years
1	Robert Porcher	95.5	1982-04
2	Al 'Bubba' Baker	75.5	1978-82
3	Mike Cofer	62.5	1983-92
4	William Gay	61.0	1978-87
5	Tracy Scroggins	60.5	1992-01



THE RECORDS SECTION

Detroitlions.com
Media.Detroitlions.com

Quarterback Sacks, Season

Rk	Player	Sk	Year
1	Al "Bubba" Baker	23	1978
2	Al "Bubba" Baker	18	1980
3	Al "Bubba" Baker	16	1979
4	Robert Porcher	15.0	1999
5	William Gay	13.5	1983

(Includes all 10+-sack seasons since 1982)

Quarterback Sacks, Game

Rk	Player	Sk	Opp	Date
1	William Gay	5.5	at TB	9/4/83
2	Al "Bubba" Baker	5.0	TB	11/12/78
3	Al "Bubba" Baker	4.0	SD	10/22/78
4	Doug English	4.0	Den	11/23/78
5	Al "Bubba" Baker	4.0	Chi	11/12/79
6	Doug English	4.0	Min	12/12/82
7	Keith Ferguson	4.0	at Phi	11/16/86
8	Al "Bubba" Baker	3.5	Chi	11/27/80
9	Mike Cofer	3.5	at Chi	11/22/87
10	Robert Porcher	3.5	Ind	11/23/97
11	James Hall	3.5	at TB	12/9/01

Note: Sacks became official league statistic in 1982

SERVICE RECORDS

Seasons, Career

Rk	Player	G	Yrs	Years
1	Jason Hanson	311	20	1982-
2	Wayne Walker	200	15	1958-72
3	Dick LeBeau	185	14	1959-72
4	Joe Schmidt	155	13	1953-65
5	Darris McCord	168	13	1955-67
6	Larry Hand	164	13	1955-77
7	Kevin Glover	177	13	1985-97
8	Alex Karras	161	12	1958-62, 64-70
9	Paul Naumoff	168	12	1967-78
10	Leonard Thompson	175	12	1975-86
11	Eddie Murray	174	12	1980-91
12	Robert Porcher	187	12	1992-2003
13	Cory Schlesinger	181	12	1995-2006
14	Jared DeVries	120	12	1999-
15	Jim Martin	126	11	1951-61
16	Vale Lary	133	11	1952-53, 56-64
17	Jim Gibbons	140	11	1958-68
18	Bob Kowalkowski	138	11	1966-76
19	Lem Barney	140	11	1967-77
20	Greg Landry	102	11	1968-78
21	Charlie Weaver	142	11	1971-81
22	Dexter Bussey	150	11	1974-84
23	Lomas Brown	164	11	1985-95
24	Herman Moore	145	11	1991-2001
25	Jeff Backus	176	11	2001-
26	Dominic Raiola	172	11	2001-

Games, Career

Rk	Player	G	Yrs	Years
1	Jason Hanson	311	20	1982-
2	Wayne Walker	200	15	1958-72
3	Robert Porcher	187	12	1992-2003
4	Dick LeBeau	185	14	1959-72
5	Cory Schlesinger	181	12	1995-2006
6	Kevin Glover	177	13	1985-97
7	Jeff Backus	176	11	2001-
8	Leonard Thompson	175	12	1975-86
9	Eddie Murray	174	12	1980-91
10	Dominic Raiola	172	11	2001-
11	Darris McCord	168	13	1955-67
12	Paul Naumoff	168	12	1967-78
13	Lomas Brown	164	11	1985-95
14	Larry Hand	164	13	1955-77
15	Alex Karras	161	12	1958-62, 64-70
16	Kelvin Pritchett	156	10	1991-94, 99-04
17	Joe Schmidt	155	13	1953-65
18	Barry Sanders	153	10	1989-98
19	Dexter Bussey	150	11	1974-84
20	William Gay	146	10	1978-87

LIONS TEAM RECORDS

SEASON

Rushing Attempts

Rk	Year	G	Att	Yds	Avg	Lg	TD
1	1934	13	632	2740	4.3	27	27
2	1981	16	596	2795	4.7	51	26
3	1986	12	591	2885	4.9	-	22
4	1980	16	572	2599	4.5	52	21
5	1935	12	532	1773	3.3	-	15

Rushing Yards

Rk	Year	G	Att	Yds	Avg	Lg	TD
1	1936	12	591	2885	4.9	-	22
2	1981	16	596	2795	4.7	51	26
3	1934	13	632	2740	4.3	27	27
4	1980	16	572	2599	4.5	52	21
5	1997	16	447	2464	5.5	82	19

Rushing Average

Rk	Year	G	Att	Yds	Avg	Lg	TD
1	1997	16	447	2464	5.5	82	19
2	1990	16	366	1927	5.27	45	19
3	1994	16	406	2080	5.12	85	12
4	1936	12	591	2885	4.88	-	22
5	1989	16	421	2053	4.88	34	23

Rushing Touchdowns

Rk	Year	G	Att	Yds	Avg	Lg	TD
1	1934	13	632	2740	4.3	-	27
2	1981	16	596	2795	4.7	51	26
3	1989	16	421	2053	4.9	34	23
4	1936	12	591	2885	4.9	52	22
5	1950	12	507	2011	4.0	46	21
5t	1980	16	572	2599	4.5	52	21

Passing Attempts

Rk	Year	G	Att	Cmp	Yds	Pct	TD	Int	Lg	Rtg
1	2011	16	666	423	4814	63.5	41	16	73t	97.2
2	2010	16	633	383	3810	60.5	26	16	87t	82.0
3	2001	16	609	343	3969	56.3	18	24	76	69.6
4	1995	16	605	362	4510	59.8	33	12	91t	92.9
5	2006	16	596	372	4208	62.4	21	22	60t	79.9

Passing Completions

Rk	Year	G	Att	Cmp	Yds	Pct	TD	Int	Lg	Rtg
1	2011	16	666	423	4814	63.5	41	16	73t	97.2
2	2010	16	633	383	3810	60.5	26	16	87t	82.0
3	2006	16	596	372	4208	62.4	21	22	60t	79.9
4	2007	16	587	368	4216	62.7	19	22	91t	92.9
5	1995	16	605	362	4510	59.8	33	12	91t	92.9

Passing Yards

Rk	Year	G	Att	Cmp	Yds	Pct	TD	Int	Lg	Rtg
1	2011	16	666	423	4814	63.5	41	16	73t	97.2
2	1995	16	605	362	4510	59.8	33	12	91t	92.9
3	2007	16	587	368	4216	62.7	19	22	91t	92.9
4	2006	16	596	372	4208	62.4	21	22	60t	79.9
5	2010	16	633	383	3810	60.5	26	16	87t	82.0

Completion Percentage

Rk	Year	G	Att	Cmp	Yds	Pct	TD	Int	Lg	Rtg
1	2011	16	666	423	4814	63.5	41	16	73t	97.2
2	2007	16	587	368	4216	62.7	19	22	91t	92.9
3	2006	16	596	372	4208	62.4	21	22	60t	79.9
4	1993	16	435	264	2943	60.69	15	19	93t	74.1
5	2010	16	633	383	3810	60.51	26	16	87t	82.0

Passing Touchdowns

Rk	Year	G	Att	Cmp	Yds	Pct	TD	Int	Lg	Rtg
1	2011	16	666	423	4814	63.5	41	16	73t	97.2
2	1995	16	605	362	4510	59.8	33	12	91t	92.9
3	1991	12	351	158	2500	45.0	29	24	63	68.3
4	1963	14	406	202	2997	49.8	26	26	75t	69.0
5	2010	16	633	383	3810	60.5	26	16	87t	82.0

Passing Interceptions (Least)

Rk	Year	G	Att	Cmp	Yds	Pct	TD	Int	Lg	Rtg
1	1974	14	377	216	2475	57.3	11	11	56	74.8
2	1970	14	294	167	2121	56.8	19	12	58	84.0
3	1975	14	362	183	2240	50.6	15	12	65t	70.0
4	1976	14	356	201	2630	56.5	20	12	74t	84.6
5	1980	16	423	248	3287	58.6	13	12	87t	81.7
6	1995	16	605	362	4510	59.8	33	12	91t	92.9

Passing Interceptions (Most)

Rk	Year	G	Att	Cmp	Yds	Pct	TD	Int	Lg	Rtg
1	1943	10	248	93	1290	37.5	11	37	72	30.2
2	1945	10	238	87	1544	36.6	15	36	63t	41.0
3	1947	12	348	167	2446	48.0	23	34	79t	53.8
4	1942	11	222	73	895	32.9	1	33	51	8.2
5	1946	11	286	119	1674	41.6	11	33	88t	34.4

Sacks Allowed, Least (Since 1960)

Rk	Year	G	Att	Cmp	Yds	Pct	TD	Sk	SkY	Rtg
1	2003	16	588	319	2988	54.3	17	11	64	61.1
2	2002	16	577	277	3168	48.0	19	20	174	57.9
3	1967	14	351	160	1826	45.6	14	24	195	52.5
4	1991	16	459	252	2974	54.9	26	16	71t	71.0
5	1965	14	374	170	2083	45.5	14	26	249	46.7
5t	1972	14	305	155	2283	50.8	19	26	149	71.8



THE RECORDS SECTION

Detroitlions.com

Media.Detroitlions.com

5t 1987	15	509	275	3150	54.0	16	26	194	62.1
5t 1994	16	459	250	3085	54.5	24	26	163	80.2

Sacks Allowed (Most - Since 1960)

Rk	Year	G	Att	Cmp	Yds	Pct	TD	Sk	SkY	Rtg
1	1976	14	356	201	2630	56.5	20	67	490	84.6
2	2001	16	609	343	3969	56.3	18	66	373	69.6
3	1999	16	558	326	4074	58.4	22	64	388	83.9
4	2006	16	596	372	4208	62.4	21	63	388	79.9
5	1984	16	531	298	3787	56.1	19	61	486	73.2

Passing Rating

Rk	Year	G	Att	Cmp	Yds	Pct	TD	Int	Lg	Rtg
1	2011	16	666	423	4814	63.5	41	16	73t	97.2
2	1995	16	605	362	4510	59.8	33	12	91t	92.9
3	1976	14	356	201	2630	56.5	20	12	74t	84.6
4	1970	14	248	151	2107	60.8	19	12	58	84.0
5	1999	16	558	326	4074	58.4	22	14	77t	83.9

Total Points

Rk	Year	G	TD	Ru	Pa	Int	PR	KR	FR	FGR	FG	FB	PAT	FG	S	2pt	Pts
1	2011	16	57	9	41	5	0	0	1	0	0	0	54	24	0	2	474
2	1995	16	50	16	33	0	0	0	1	0	0	0	48	28	1	1	436
3	1981	16	46	26	18	1	1	0	0	0	0	0	46	25	0	0	397
4	1997	16	43	19	13	0	0	0	2	0	0	0	39	26	1	1	379
5	1990	16	46	19	24	1	0	0	2	0	0	0	46	17	0	0	373

Total Touchdowns

Rk	Year	G	TD	Ru	Pa	Int	PR	KR	FR	FGR	FG	FB	PAT	FG	S	2pt	Pts
1	2011	16	57	9	41	5	0	0	1	0	0	0	54	24	0	2	474
2	1995	16	50	16	33	0	0	0	1	0	0	0	48	28	1	1	436
3t	1981	16	46	26	18	1	1	0	0	0	0	0	46	25	0	0	397
3t	1990	16	46	19	24	1	0	0	2	0	0	0	46	17	0	0	373
5	1951	12	44	11	29	0	4	0	0	0	0	0	43	9	1	0	336

Total Yards

Rk	Year	G	Ply	Yds	Yds/G	Rush	Pass
1	2011	16	1058	6337	396.1	1523	4814
2	1995	16	1024	6113	382.1	1753	4360
3	1981	16	1078	5933	370.8	2795	3138
4	1997	16	1028	5798	362.4	2464	3334
5	1980	16	1040	5540	346.3	2599	2941

Offensive Plays (Since 1941)

Rk	Year	G	Ply	Yds	Yds/G	Rush	Pass
1	1981	16	1078	5933	370.8	2795	3138
2	2010	16	1056	5463	338.9	1613	3810
3	2011	16	1058	6337	396.1	1523	4814
4	1980	16	1040	5540	346.3	2599	2941
5	1984	16	1038	5318	332.4	2017	3301

First Downs, Total (Since 1950)

Rk	Year	G	FD	Rush	Pass	Pen
1t	1995	16	149	71	230	28
1t	2011	16	349	71	244	34
3	1981	16	340	167	150	23
4	1996	16	317	105	180	32
5	1983	16	315	136	156	23

First Downs, Rushing (Since 1950)

Rk	Year	G	FD	Rush	Pass	Pen
1	1981	16	340	167	150	23
2	1980	16	308	143	143	22
3	1983	16	315	136	156	23
4	1971	14	269	131	104	34
5	1976	14	259	123	120	16

First Downs, Passing (Since 1950)

Rk	Year	G	FD	Rush	Pass	Pen
1	2011	16	349	71	244	34
2	1995	16	349	91	230	28
3	2006	16	290	208	229	53
4	2007	16	303	73	203	27
5	2010	16	304	83	199	22

First Downs, Penalty (Since 1950)

Rk	Year	G	FD	Rush	Pass	Pen
1	2005	16	258	69	180	34
2t	1971	14	269	131	104	34
2t	2011	16	349	71	244	34
3	1987	15	270	81	156	33
4	1996	16	317	105	180	32

Points (Defense, Least)

Rk	Year	G	TD	Ru	Pa	Ret	PAT	FG	S	0	102	105	108	111
1	1934	13	2	5	2	-	-	-	-	-	59	-	-	-
2	1936	12	11	3	6	2	9	7	0	0	102	-	-	-
3	1937	11	-	8	4	-	-	-	-	-	105	-	-	-
4	1938	11	-	6	9	-	-	-	-	-	108	-	-	-
5	1935	12	13	3	8	2	9	7	1	0	111	-	-	-

Total Yards (Defense, Least)

Rk	Year	G	Ply	Yds	Yds/G	Rush	Pass
1	1934	13	537	1909	146.8	1231	678
2	1935	12	624	1970	164.2	1039	931
3	1937	11	552	2133	193.9	1329	804
4	1938	11	543	2186	198.7	1081	1105
5	1940	11	558	2357	214.3	1323	1034

Offensive Plays (Defense, Least)

Rk	Year	G	Ply	Yds	Yds/G	Rush	Pass
1	1938	11	543	2186	198.7	1081	1105

2	1937	11	552	2133	193.9	1329	804
3	1940	11	558	2357	214.3	1323	1034
4	1945	10	583	2527	252.7	912	1615
5	1982	9	591	2722	302.4	854	1868

First Downs (Defense, Least - Since 1950)

Rk	Year	G	FD	Rush	Pass	Pen
1	1982	9	162	54	96	12
2	1962	14	180	62	105	13
3	1956	12	181	81	84	16
4	1969	14	182	84	101	17
5	1970	14	186	61	112	13

Interceptions

Rk	Year	G	Int	Yds	Avg	TD
1	1953	12	38	663	17.4	2
2	1934	13	33	-	-	2
3t	1949	12	32	656	20.5	2
3t	1952	12	32	477	14.9	2
5	1950	12	31	480	15.5	3

Interception Yards (Since 1940)

Rk	Year	G	Int	Yds	Avg	TD
1	1953	12	38	663	17.4	2
2	1949	12	32	656	20.5	2
3	1973	14	32	522	23.7	1
4	1950	12	31	480	15.5	3
5	1952	12	32	477	14.9	2

Sacks (Since 1963)

Rk	Year	G	Att	Cmp	Yds	Pct	TD	Int	Sk	SkY	Sk/PP	Rtg
1	1978	16	350	191	2299	54.6	19	22	55	482	13.58	72.6
2t	1964	14	406	226	2424	55.7	14	22	50	482	10.96	67.2
2t	1999	16	574	359	3760	62.2	21	16	50	340	8.01	84.5
4	1965	14	344	190	2097	55.2	21	26	49	411	12.47	67.3
5t	1981	16	475	261	3223	54.9	22	24	47	373	9.00	73.8
5t	1988	16	513	337	3279	65.7	17	15	47	393	8.39	85.5

Sack Yards (Since 1963)

Rk	Year	G	Att	Cmp	Yds	Pct	TD	Int	Sk	SkY	Sk/PP	Rtg
1	1964	14	406	226	2424	55.7	14	22	50	482	10.96	67.2
2	1978	16	350	191	2299	54.6	19	22	55	482	13.58	72.6
3	1965	14	344	190	2097	55.2	21	26	49	411	12.47	67.3
4	1963	14	378	183	2197	48.4	17	24	45	400	10.64	59.6
5	1988	16	513	337	3279	65.7	17	15	47	393	8.39	85.5

Penalties (Since 1950, Most)

Rk	Year	G	Pen	PenY
1	1984	16	138	1165
2	2010	16	136	1018
3	1995	16	134	1032
4	2011	16	128	1075
5	1978	16	125	1003

Penalty Yards (Since 1950, Most)

Rk	Year	G	Pen	PenY
1	1984	16	138	1165
2	2001	16	116	1081
3	2011	16	128	1075
4	1995	16	134	1032
5	1998	16	121	1019

Penalties (Since 1950, Least)

Rk	Year	G	Pen	PenY
1	1972	14	48	417
2	1955	12	51	526
3t	1953	12	52	427
3t	1958	12	52	513
5t	1970	14	58	659
5t	1982	9	58	548

Penalty Yards (Since 1950, Least)

Rk	Year	G	Pen	PenY
1	1972	14	48	417
2	1953	12	52	427
3	1959	12	65	496
4	1958	12	52	513
5	1955	12	51	526

SINGLE GAME

Rushing Attempts

Rk	Opp	Att	Date
1	at Pit	57	11/9/52
2	at Atl	57	10/3/71
3t	at GB	56	10/6/57
3t	GB	56	10/28/73
3t	at GB	54	11/20/83
5t	at GB	54	10/12/86

Rushing Yards



THE RECORDS SECTION

Detroitlions.com
Media.Detroitlions.com

Passing Completions

Rk	Opp	Cmp	Date
1t	at Arz	36	11/18/01
1t	at GB	36	1/1/12
3	Min	35	9/16/07
4	GB	34	10/3/10
5t	at Cle	33	9/28/86
5t	GB	33	10/25/87
5t	at Ten	33	12/05/05
5t	at Chi	33	11/13/11

Passing Yards (Net)

Rk	Opp	Yds	Date
1	at GB	502	1/1/12
2	Arz	429	11/18/01
3	Cle	416	11/22/09
4	Min	395	11/23/95
5	at Phi	393	9/23/07

Points

Rk	Opp	Pts	PA	Date
1	Cle	59	14	12/29/57*
2	Chi	55	20	11/27/87
3	GB	52	35	11/22/51
4	at GB	52	17	10/26/52
5t	Car	49	35	11/20/11
5t	NYJ	49	14	11/23/50

Total Touchdowns

Rk	Opp	TdH	Date
1t	NYJ	7	11/23/50
1t	GB	7	11/22/51
1t	at GB	7	10/26/52
1t	Chi	7	11/27/87
1t	Car	7	11/20/11
6t	Min	6	12/9/78
6t	Pit	6	11/24/83
6t	Arz	6	9/7/03
6t	KC	6	9/18/11
6t	at Den	6	10/30/11

Total Yards

Rk	Opp	Yds	Ru	Pa	Date
1	NYJ	582	377	205	11/23/50
2	at GB	575	75	502	1/1/12
3	GB	539	186	353	11/22/84
4	Bal	538	192	345	12/4/50
5	Min	534	139	395	11/23/95

Offensive Plays

Rk	Opp	Ply	Ru	Pa	Date
1	at GB	92	54	38	11/23/50*
2	at ChiB	91	77	44	11/22/53
3	Phi	86	38	48	11/4/84*
4	at Arz	85	23	62	11/18/01
5t	Bos	83	38	45	10/9/48
5t	Cle	83	-	-	11/2/52

First Downs

Rk	Opp	FD	Ru	Pa	Pn	Date
1	GB	33	18	15	0	11/22/84
2	at GB	32	2	27	3	1/1/12
3t	Was	30	17	11	2	9/30/51
3t	at Arz	30	4	22	4	11/18/01
5t	Cle	29	15	14	0	9/24/57
5t	SD	29	15	13	1	10/22/78
5t	Min	29	11	16	2	12/12/81
5t	Min	29	5	21	3	9/16/07
5t	Car	29	9	17	3	11/20/11

First Downs, Rushing

Rk	Opp	FD	Date
1t	Was	18	9/30/51
1t	at LARm	18	9/7/80
1t	GB	18	11/22/84

Most First Downs, Passing

Rk	Opp	FD	Date
1	at GB	27	1/1/12
2	at Arz	22	11/18/01
3	Min	21	9/16/07
4t	Cle	20	11/22/09
4t	Min	20	11/23/95

First Downs, Penalty

Rk	Opp	FD	Date
1	Bal	8	10/9/05
2t	at SF	6	10/23/77
2t	Dal	6	11/8/87
2t	NYJ	6	11/7/10
5	MR vs. Min	5	9/21/03

First Downs, Combined Both Teams

Rk	Opp	FD	Det	Opp	Date
1	at GB	59	27	29	1/1/12
2	at SF	54	25	29	12/14/98
3t	at Arz	53	30	23	11/18/01
3t	at Was	53	27	26	10/22/95
3t	Car	53	29	24	11/20/11

Total Yards (Defense)

Rk	Opp	Yds	Ru	Pa	Date
1	at ChiC	14	-	-	9/15/40
2	at Chi	24	44	-	11/22/81
3	Min	60	18	42	11/24/88
4	SF	61	71	-10	10/6/63
5	at GB	63	60	3	10/28/73

Total Yards Allowed (Defense)

Rk	Opp	Yds	Ru	Pa	Date
1	Was	576	194	482	11/4/90*
2	KC	566	310	256	10/14/90
3	SF	565	172	393	12/19/93
4t	Dal	554	102	452	9/15/85
4t	at Phi	554	173	381	9/23/07

Rushing Yards (Defense)

Rk	Opp	Yds	Date
1	at Pit	-3	11/9/52
2	at Ind	4	9/22/91
3	Atl	21	9/5/93
4	at LA	22	11/4/62
5	Pit	25	12/9/56

Passing Yards (Defense)

Rk	Opp	Att	Date
1	at TB	-31	9/9/78
2	at Chi	-20	11/22/81
3	SF	-10	10/6/63
4	at GB	-2	11/7/65
5	at GB	0	11/1/71

Sacks

Rk	Opp	Sk	SKY	Game
1t	GB	11	102	11/22/62
1t	at GB	11	109	11/7/65
1t	at Phi	11	69	11/16/86
4	at Atl	10	66	12/8/68
5	at GB	9	69	12/12/82

Sack Yards

Rk	Opp	Yds	Date	
1	at GB	11	109	11/7/65
2	GB	11	102	11/22/62
3	at Min	9	96	10/11/64
4	at TB	7	94	9/9/78
5	at NYG	8	88	12/10/67

Fumbles

Rk	Opp	Fum	Date
1	Min	10	12/17/67
2t	ChiC	8	9/15/40
2t	at GB	8	12/6/92
4t	at Min	7	11/9/80
4t	at Cin	7	12/11/83

Fumbles Lost

Rk	Opp	No.	Date
1	at Min	6	11/24/63
2t	MR vs. Min	5	12/17/67

Passing Interceptions

Rk	Opp	Int	Date
1	GB	9	10/24/43
2t	Cle	7	9/23/01
2t	ChiB	7	11/22/42
2t	at Cle	7	11/26/44
2t	Den	7	10/7/84
6	ChiB	6	9/26/54

Total Turnovers

Rk	Opp	No(Int/Fum)	Date
1	ChiB	12	11/22/42
2t	GB	10 (9/1)	10/24/43
2t	Den	10 (7/3)	10/7/84

Total Takeaways

Rk	Opp	TA	Int	Fum	Date
1	Min	10	5	5	12/9/62
2t	Was	8	6	2	10/3/65
2t	at Sea	8	6	2	10/24/76
4	SF	7	3	4	10/8/78

Fumbles Recovered

Rk	Opp	FR	Date
1t	Cle	6	9/29/40
1t	GB	6	11/27/52

Interceptions

Rk	Opp	Int	Date
1	Chi	8	9/22/68
2t	at GB	7	9/17/50
2t	at LA	7	10/26/58

Interception Yards

Rk	Opp	Yds	Int	Date
1	at Chi	192	5	11/18/73
2	vs SF	142	6	11/4/73
3	at Cle	140	5	10/18/70
4	at LARm	130	7	10/26/58
5	at ChiC	128	5	10/23/49

*Overtime; # Strike/shortened season; MR: several times, most recent



OPPONENTS RECORDS

INDIVIDUAL RECORDS

Rushing Attempts

Rk	Player	Att	Opp	Date
1	Cedric Benson	36	at Cin	12/6/09
2	Clinton Portis	34	Was	11/7/04
3	Steve Van Buren	33	Phi	10/3/49
3	Chuck Foreman	33	Min	12/17/77
3	Lamar Smith	33	Sea	11/17/96

Rushing Yards

Rk	Player	Yds	Opp	Date
1	O.J. Simpson	273	Buf	11/25/76
2	Barry Word	200	at KC	10/14/90
3	Eric Dickerson	199	at LARm	10/2/83
4	Garrison Hearst	198	at SF	12/14/98
5	Rick Casares	190	at Chi	12/16/56

Rushing Touchdowns

Rk	Player	TD	Opp	Date
1	John Roland	3	at StL	10/1/67
1	Clinton Jones	3	at Min	11/15/70
1	Ed Podolak	3	KC	11/25/71
1	Kevin Long	3	at NYJ	9/16/79
1	Eric Dickerson	3	at LARm	10/2/83
1	Vince Evans	3	at Was	10/23/83
1	George Wonsley	3	at Was	11/11/84
1	Reggie Cobb	3	at TB	11/10/91
1	John Riggins	3	at Was	10/13/85
1	Bernie Parmalee	3	at Mia	12/25/94
1	Jamal Anderson	3	Atl	10/6/96
1	Priest Holmes	3	at KC	12/14/03
1	Jerome Bettis	3	at Pit	1/1/06
1	Corey Dillon	3	at NE	12/3/06
1	Artose Pinner	3	Min	12/10/06
1	Maurice Jones-Drew	3	Jax	11/9/08
1	LeSean McCoy	3	Phi	9/19/10

Longest Rush

Rk	Player	Yds	Opp	Date
1	Corey Dillon	96t	Cin	10/28/01
2	Ahman Green	83t	at GB	9/9/01
3	Elmer Angman	82t	at ChiC	10/23/49
3	Tom Wilson	82t	LARm	10/12/58
5	Adrian Peterson	80t	at Min	9/26/10

Passing Attempts

Rk	Player	Att	Opp	Date
1	Chris Miller	66	at Atl	12/24/89
1	Don Majkowski	60	GB	11/12/89
3	Brad Johnson	54	at TB	12/9/01
4	Philip Rivers	53	SD	12/24/11
5	Brian Griese	52	Chi	9/30/07
5	Randy Wright	52	GB	12/4/88

Passing Completions

Rk	Player	Cmp	Opp	Date
1	Matt Hasselbeck	39	at Sea	11/8/09
2	Chris Miller	37	at Atl	12/24/89
2	Jeff Garcia	37	TB	10/21/07
4	Tony Romo	35	Dal	12/9/07
5	Don Majkowski	34	GB	11/12/89
5	Brian Griese	34	Chi	9/30/07

Passing Yards

Rk	Player	Yds	Opp	Date
1	Matt Flynn	480	at GB	1/1/12
2	Daunte Culpepper	404	Min	12/19/04
3	Sonny Jurgensen	403	Phi	12/17/61
4	Boomer Esiason	399	at Cin	11/19/89
5	Warren Moon	398	Hou	10/5/86

Passing Touchdowns

Rk	Player	TD	Opp	Date
1	Peyton Manning	6	Ind	11/25/04
1	Drew Brees	6	at NO	9/13/09
1	Matt Flynn	6	at GB	1/1/12
4	Norm Van Brocklin	5	at LARm	10/29/50
4	Dave Krieg	5	at Sea	12/2/84

Longest Pass

Rk	Player	Yds	Opp	Date	Receiver
1	Bill Wade	98t	Chi	10/8/61	John Farrington

Receptions

Rk	Player	Rec	Opp	Date
1	Steve Largent	15	Sea	10/18/87
1	Jason Witten	15	Dal	12/9/07
3	Ralph Heywood	14	NYB	12/4/49
3	Andre Rison	14	Atl	9/4/94
5	Art Monk	13	Was	11/4/90
5	Earnest Graham	13	TB	10/21/07

Receiving Yards

Rk	Player	Yds	Opp	Date
1	Jim Benton	303	Cle	11/22/45
2	Steve Largent	261	Sea	10/18/87
3	Kevin Curtis	221	at Phi	9/23/07
3	Anquan Boldin	217	Arz	9/7/03
5	Sammy White	210	at Min	11/7/76

Receiving Touchdowns

Rk	Player	TD	Opp	Date
1	Don Hutson	4	at GB	10/7/45
1	Paul Warfield	4	at Mia	12/15/73
3	MR- Jordy Nelson	3	at GB	1/1/12

Interceptions

Rk	Player	Int	Opp	Date
1	Sammy Baugh	4	at Was	11/14/43
1	Bobby Dillon	4	GB	11/26/53
3	MR- Brian Williams	3	at Min	11/23/03

Points

Rk	Player	Pts	Opp	Date
1	Don Hutson	31	at GB	10/7/45
2	Paul Warfield	24	at Mia	12/15/73
3	MR- Jordy Nelson	3	at GB	1/1/12

Punts

Rk	Player	Pnt	Opp	Date
1	Carl Kinscherf	14	NYG	11/7/43
2	Beryl Clark	12	at ChiC	9/15/40
3	Bob Parsons	11	at Chi	11/22/81

Punt Returns

Rk	Player	PR	Opp	Date
1	Cleotha Montgomery	9	LARd	12/10/84
1	Steve Smith	9	at Car	9/15/02
1	Joe Arenas	8	SF	10/16/55
3	Hugh McElhenry	8	at SF	11/2/58
3	Leon Johnson	8	SD	12/7/03

Kickoff Returns

Rk	Player	KR	Opp	Date
1	Qadry Ismail	8	Min	11/23/95
2	Abe Woodson	7	SF	9/23/62
2	Vic Washington	7	SF	11/4/73
2	Robert Smith	7	Min	12/17/94
2	Tyrone Hughes	7	at Chi	9/14/97
2	Chris Carr	7	at Oak	9/9/07
2	Devin Hester	7	Chi	9/30/07
2	Jordy Nelson	7	at GB	10/3/10

Sacks

Rk	Player	Sk	Opp	Date
1	Rickey Jackson	4	NO	9/18/88
1	Wayne Martin	4	at NO	9/21/97
1	Marcus Jones	4	at TB	10/19/00
1	Kevin Williams	4	at Min	10/12/08

Field Goals

Rk	Player	FG	Opp	Date
1	Bob Waterfield	5	at LARm	12/9/51
1	Roger LeClerc	5	at Chi	12/3/61
1	Jari Stenerud	5	Min	9/23/84
1	Gary Anderson	5	at Min	9/20/98
1	Jay Feely	5	at Atl	12/22/02

50+ Yard Field Goals

Rk	Player	FG	Opp	Date
1	Jan Stenerud	2	Min	9/23/84
1	Paul McFadden	2	Phi	11/4/84
1	Paul Eddinger	2	Chi	12/24/00
1	Martin Gramatica	2	at TB	10/19/00

Longest Field Goal

Rk	Player	Yds	Opp	Date
1	Tom Dempsey	63*	at NO	11/8/70

Fumbles Recovered

Rk	Player	FR	Opp	Date
1	Corwin Clatt	3	ChiC	11/6/49



THE RECORDS SECTION

Detroitlions.com
Media.Detroitlions.com

TEAM RECORDS

Rushing Attempts

Rk	Team	Att	Date
1t	at Pit	60	9/16/73
1t	Chi	60	11/5/50
3	SF	56	10/25/53
4t	MR: at Chi	55	11/10/85

Most Rushing Yards

Rk	Team	Yds	Date
1	at GB	366	10/26/47
2	at SF	328	12/14/98
3	Chi	324	11/5/50
4	at Atl	318	9/7/08
5	Bal	316	10/19/58

Rushing Touchdowns

Rk	Team	TD	Date
1	at Chi	7	10/19/41
2	SF	6	10/1/61

Passing Attempts

Rk	Team	Att	Date
1	at Atl	66	12/24/89
2	Was	63	11/4/90
3	Dal	62	9/15/85
4	GB	60	11/12/89
5	TB	54	12/9/01

Passing Completions

Rk	Team	Cmp	Date
1	Was	43	11/4/90
2t	Sea	40	11/8/09
2t	Dal	40	9/15/85
4t	at Atl	37	12/24/89
4t	TB	37	10/21/07

Passing Yards

Rk	Team	Yds	Date
1	at GB	550	1/1/12
2	Was	482	11/4/90
3	Dal	452	9/15/85
4	at Cin	447	11/19/89
5	at ChiC	430	9/28/47

Passing Touchdowns

Rk	Team	TD	Date
1t	at NO	9	9/13/09
1t	at GB	6	10/7/45
1t	at LARm	6	10/29/50
1t	Ind	6	11/25/04
1t	at GB	6	1/1/12
6t	at Bal	5	10/16/66
6t	at Sea	5	12/2/84

Interceptions

Rk	Team	Int	Date
1	GB	9	10/24/43
2t	Chi	7	11/22/42
2t	at Cle	7	9/23/01
2t	at Cle	7	11/26/44
2t	Den	7	10/7/84
6	Bal	6	12/3/50

Points

Rk	Team	Pts	Date
1	at LARm	65	10/29/50
2	at Dal	59	9/15/68
3	at GB^	57	10/7/45
4t	at ChiC	56	11/7/48
4t	at Phi	56	9/23/06
^ at Milwaukee			

Total Touchdowns

Rk	Team	TD	Date
1	at LARm	9	10/29/50

Punts

Rk	Team	Punts	Date
1	at ChiC	16	9/15/40
2	at Chi	11	11/22/81

Sacks

Rk	Team	Sk	Date
1t	Chi	12	12/16/84
1t	at Chi	12	12/20/64
3	Dal	11	10/6/75
4	at Phi	10	9/23/07
5t	MR: Mia	8	11/23/06

Total Yards (Offense)

Rk	Team	Yds	Date
1	Was	676	11/4/90
2	at KC	566	10/14/90
3	SF	565	12/19/93
4t	Dal	554	9/14/86
4t	at Phi	554	9/23/07

Total Yards (Defense)

Rk	Team	Yds	Date
1	at ChiC	16	10/17/43
2	Min	60	11/24/88

Rushing Yards (Defense)

Rk	Team	Yds	Date
1	at ChiC	-53	10/17/43
2	at ChiC	-10	9/15/40
3	GB	17	10/25/87
4	Min	18	11/24/88

Passing Yards (Defense)

Rk	Team	Yds	Date
1	Min	0	10/10/37
2	at Min	21	11/6/88
3	at Chi	38	11/10/85
4	Min	39	9/22/74
5	Min	42	11/24/88

Turnovers (Takeaways)

Rk	Team	TA	Date
1	Chi	12*	11/22/42

Total 1st Downs (Defense)

Rk	Team	FD	Date
1	Phi	0	9/20/35



POSTSEASON HISTORY

POSTSEASON SUMMARIES

Overall Record: 7-11
Home: 5-1
Away: 2-10

1935 NFL CHAMPIONSHIP GAME

UNIVERSITY OF DETROIT STADIUM; DECEMBER 15, 1935
ATTENDANCE: 15,000

	10	20	30	40	OT	Final
New York Giants	0	7	0	0		7
Detroit Lions	13	0	0	13		26

1952 NFL PLAYOFF GAME

BRIGGS (TIGER) STADIUM; DECEMBER 21, 1952
ATTENDANCE: 47,645

	10	20	30	40	OT	Final
Los Angeles Rams	0	7	0	14		21
Detroit Lions	7	7	10	7		31

1952 NFL CHAMPIONSHIP GAME

MUNICIPAL STADIUM; DECEMBER 28, 1952
ATTENDANCE: 50,934

	10	20	30	40	OT	Final
Detroit Lions	0	7	7	3		17
Cleveland Browns	0	0	7	0		7

1953 NFL CHAMPIONSHIP GAME

BRIGGS (TIGER) STADIUM; DECEMBER 27, 1953
ATTENDANCE: 54,577

	10	20	30	40	OT	Final
Cleveland Browns	0	3	7	6		16
Detroit Lions	7	3	0	7		17

1954 NFL CHAMPIONSHIP GAME

MUNICIPAL STADIUM; DECEMBER 26, 1954
ATTENDANCE: 43,827

	10	20	30	40	OT	Final
Detroit Lions	3	7	0	0		10
Cleveland Browns	14	21	14	7		56

1957 NFL PLAYOFF GAME

KEZAR STADIUM; DECEMBER 22, 1957
ATTENDANCE: 60,118

	10	20	30	40	OT	Final
Detroit Lions	0	7	14	10		31
San Francisco 49ers	14	10	3	0		27

1957 NFL CHAMPIONSHIP GAME

BRIGGS (TIGER) STADIUM; DECEMBER 29, 1957
ATTENDANCE: 55,263

	10	20	30	40	OT	Final
Cleveland Browns	0	7	7	0		14
Detroit Lions	17	14	14	14		59

1970 NFC DIVISIONAL PLAYOFF GAME

COTTON BOWL; DECEMBER 26, 1970
ATTENDANCE: 73,167

	10	20	30	40	OT	Final
Detroit Lions	0	0	0	0		0
Dallas Cowboys	3	0	0	2		5

1982 NFC FIRST-ROUND PLAYOFF GAME

RFK STADIUM; JANUARY 8, 1983
ATTENDANCE: 55,045

	10	20	30	40	OT	Final
Detroit Lions	0	0	7	0		7
Washington Redskins	10	14	7	0		31

1983 NFC DIVISIONAL PLAYOFF GAME

CANDLESTICK PARK; DECEMBER 31, 1983
ATTENDANCE: 60,970

	10	20	30	40	OT	Final
Detroit Lions	3	6	0	14		23
San Francisco 49ers	7	7	3	7		24

1991 NFC DIVISIONAL PLAYOFF GAME

PONTIAC SILVERDOME; JANUARY 5, 1992
ATTENDANCE: 78,290

	10	20	30	40	OT	Final
Dallas Cowboys	3	3	0	0		6
Detroit Lions	7	10	14	7		38

1991 NFC CHAMPIONSHIP GAME

RFK STADIUM; JANUARY 12, 1992
ATTENDANCE: 55,585

	10	20	30	40	OT	Final
Detroit Lions	0	10	0	0		10
Washington Redskins	10	7	10	14		41

1993 NFC FIRST-ROUND PLAYOFF GAME

PONTIAC SILVERDOME; JANUARY 8, 1994
ATTENDANCE: 68,479

	10	20	30	40	OT	Final
Green Bay Packers	0	7	14	7		28
Detroit Lions	3	7	7	7		24

1994 NFC FIRST-ROUND PLAYOFF GAME

LAMBEAU FIELD; DECEMBER 31, 1994
ATTENDANCE: 58,125

	10	20	30	40	OT	Final
Detroit Lions	0	0	3	9		12
Green Bay Packers	7	3	3	3		16

1995 NFC FIRST-ROUND PLAYOFF GAME

VETERANS STADIUM; DECEMBER 30, 1995
ATTENDANCE: 66,492

	10	20	30	40	OT	Final
Detroit Lions	7	0	14	16		37
Philadelphia Eagles	7	31	13	7		58

1997 NFC FIRST-ROUND PLAYOFF GAME

HOULIHAN'S STADIUM; DECEMBER 28, 1997
ATTENDANCE: 73,361

	10	20	30	40	OT	Final
Detroit Lions	0	0	3	7		10
Tampa Bay Buccaneers	3	10	7	0		20

1999 NFC FIRST-ROUND PLAYOFF GAME

FEDEX FIELD; JANUARY 8, 2000
ATTENDANCE: 79,411

	10	20	30	40	OT	Final
Detroit Lions	0	0	0	13		13
Washington Redskins	14	13	0	0		27

2011 NFC WILD CARD PLAYOFF GAME

MERCEDES-BENZ SUPERDOME; JANUARY 7, 2012
ATTENDANCE: 73,038

	10	20	30	40	OT	Final
Detroit Lions	7	7	7	7		28
New Orleans Saints	0	10	14	21		45



THE RECORDS SECTION

Detroitlions.com
Media.Detroitlions.com

POSTSEASON SINGLE-GAME RECORDS

Rushing Attempts

Rk	Player	Att	Opp	Date
1	Barry Sanders	27	GB	1/8/94
2	Billy Sims	20	at SF	12/31/83
3	Barry Sanders	18	TB	12/28/97
4	Bob Hoernshemeyer	17	Cle	12/27/53
5	Barry Sanders	13	at GB	12/31/97

Rushing Yards Gained

Rk	Player	Yds	Opp	Date
1	Barry Sanders	169	GB	1/8/94
2	Billy Sims	114	at SF	12/31/83
3	Doak Walker	97	at Cle	12/28/52
4	Thomas Tracy	86	at SF	12/22/57
5	Barry Sanders	69	Dal	1/5/92

Rushing Touchdowns

Rk	Player	TD	Opp	Date
1t	Pat Harder	2	LARm	12/21/52
1t	Thomas Tracy	2	at SF	12/22/57
1t	Billy Sims	2	SF	12/31/83

Longest Rush

Rk	Player	Yds	Opp	Date
1	Doak Walker	67t	at Cle	12/28/52
2	Thomas Tracy	58t	at SF	12/22/57
3	Billy Sims	56	at SF	12/31/83
4	Barry Sanders	47t	Dal	1/5/92
5	Barry Sanders	44	GB	1/8/94

Passing Attempts

Rk	Player	Att	Opp	Date
1	Gus Frerotte	46	at Was	1/8/00
2	Matthew Stafford	42	at NO	1/7/12
3	Bobby Layne	42	at Cle	12/26/54
4t	Erik Kramer	38	Dal	1/5/92
4t	Gary Danielson	38	at SF	12/31/83
4t	Erik Hipple	38	at Was	1/8/83

Passing Completions

Rk	Player	Cmp	Opp	Date
1	Erik Kramer	28	Dal	1/5/92
2	Matthew Stafford	28	at NO	1/7/12
3	Gary Danielson	24	at SF	12/31/83
4t	Erik Hipple	22	at Was	1/8/83
4t	Erik Kramer	22	GB	1/8/94

Passing Yards

Rk	Player	Yds	Opp	Date
1	Matthew Stafford	380	at NO	1/7/12
2	Erik Kramer	341	Dal	1/5/92
3	Erik Hipple	298	at Was	1/8/83
4	Tobin Rote	280	Cle	12/29/57
5	Gus Frerotte	251	at Was	1/8/00

Passing Touchdowns

Rk	Player	TD	Opp	Date
1	Tobin Rote	4	Cle	12/29/57
2t	Don Majkowski	3	at Phi	12/30/95
2t	Erik Kramer	3	Dal	1/5/92
2t	Matthew Stafford	3	at NO	1/7/12

Passing Interceptions

Rk	Player	Int	Opp	Date
1	Bobby Layne	6	at SF	12/26/54
2	Gary Danielson	5	at Cle	12/31/83
3t	Scott Mitchell	4	at Phi	12/30/95
3t	Bobby Layne	4	at Cle	12/28/52
5t	Gus Frerotte	2	at Was	1/8/00
5t	Don Majkowski	2	at Phi	12/30/95
5t	Erik Kramer	2	GB	1/8/94
5t	Erik Hipple	2	at Was	1/8/83
5t	Bobby Layne	2	Cle	12/27/53
5t	Matthew Stafford	2	at NO	1/7/12

Longest Pass

Rk	Player	Yds	Opp	Date	Receiver
1	Tobin Rote	78t	Cle	12/29/57	Jim Doran
2	Don Majkowski	68t	at Phi	12/30/95	Herman Moore
3t	Gus Frerotte	68	at Was	1/8/00	Herman Moore
3t	Bobby Layne	51	LARm	12/21/52	Doak Walker
5	Erik Hipple	48	at Was	1/8/83	Leonard Thompson
5	Dave Krieg	46	at GB	12/31/94	Brett Perriman

Receptions

Rk	Player	Rec	Opp	Date
1	Calvin Johnson	12	at NO	1/7/12
2	Brett Perriman	10	GB	1/8/94
3t	Steve Junker	8	at SF	12/22/57
3t	Willie Green	8	vs Dal	1/5/92
5t	Johnnie Morton	7	at Phi	12/28/97
5t	Herman Moore	7	at Phi	12/30/95
5t	Aubrey Matthews	7	at Phi	12/30/95
5t	Leonard Thompson	7	at Was	1/8/83

Receiving Yards

Rk	Player	Yds	Opp	Date
1	Calvin Johnson	211	at NO	1/7/12
2t	Brett Perriman	150	GB	1/8/94
2t	Leonard Thompson	150	at Was	1/8/83
4	Herman Moore	133	at Phi	12/30/95
5	Willie Green	115	Dal	1/5/92

Receiving Touchdowns

Rk	Player	TD	Opp	Date
1t	Calvin Johnson	2	at NO	1/7/12
1t	Steve Junker	2	at SF	12/29/57
1t	Willie Green	2	Dal	1/5/92
1t	David Sloan	2	at Phi	12/30/95

Longest Reception

Rk	Player	Yds	Opp	Date	Passer
1	Jim Doran	78t	at Cle	12/29/57	Tobin Rote
2	Herman Moore	68t	Cle	12/30/95	Don Majkowski
3t	Herman Moore	58	at Was	1/8/00	Gus Frerotte
3t	Doak Walker	51	LARm	12/21/52	Bobby Layne
5	Leonard Thompson	48	at Was	1/8/83	Eric Hipple
6	Brett Perriman	46	at GB	12/31/94	Dave Krieg

Interceptions

Rk	Player	Int	Opp	Date
1t	16 times, MR			
1t	Stephen Boyd	1	at Was	1/8/00
1t	Corwin Brown	1	at Was	1/8/00

Longest Interception

Rk	Player	Yds	Opp	Date
1	Melvin Jenkins	41t	Dal	1/5/92
2	Mike Weger	31	at Dal	12/26/70
3	Bobby Watkins	24	at SF	12/31/83
4	Joe Schmidt	16	at SF	12/22/57
5	Melvin Jenkins	15t	GB	1/8/94

Points

Rk	Player	Pts	Opp	Date
1	Pat Harder	19	LARm	12/21/52
2t	Thomas Tracy	12	at SF	12/22/57
2t	Steve Junker	12	Cle	12/29/57
2t	Billy Sims	12	at SF	12/31/83
2t	Willie Green	12	Dal	1/5/92
2t	David Sloan	12	at Phi	12/30/95
2t	Clavin Johnson	12	at NO	1/7/12
8t	Eddie Murray	11	at SF	12/31/83
8t	James Martin	11	Cle	12/29/57
8t	Doak Walker	11	Cle	12/27/53

Total Touchdowns

Rk	Player	TD	Opp	Date
1t	Pat Harder	2	LARm	12/21/52
1t	Thomas Tracy	2	at SF	12/22/57
1t	Steve Junker	2	Cle	12/29/57
1t	Billy Sims	2	at SF	12/31/83
1t	Willie Green	2	Dal	1/5/92
1t	David Sloan	2	at Phi	12/30/95
1t	Calvin Johnson	2	at NO	1/7/12

Field Goals

Rk	Player	FG	Opp	Date
1	Eddie Murray	3	at SF	12/31/83

Longest Field Goal

Rk	Player	FG	Opp	Date
1	Eddie Murray	54	at SF	12/31/83
2	Jason Hanson	47	GB	1/8/94
3	Pat Harder	43	LARm	12/21/52
4	Jason Hanson	38	at GB	1/31/94

Punts

Rk	Player	Pnt	Opp	Date
1t	Herman Weaver	8	at Dal	12/26/70
1t	Greg Montgomery	8	at GB	12/31/94
3	John Jett	7	at Was	1/8/99
4t	Robert Smith	6	at Cle	12/28/52
4t	Earl Girard	6	at Cle	12/26/54

Punting Yards

Rk	Player	Yds	Opp	Date
1	Herman Weaver	391	at Dal	12/26/70
2	John Jett	298	at Was	1/8/99
3	Greg Montgomery	292	at GB	12/31/94
4	Earl Girard	248	at Cle	12/26/54
5	Robert Smith	245	at Cle	12/28/52

Punting (Gross) Average

Rk	Player	Avg	Opp	Date
1	Herman Weaver	48.8	at Dal	12/26/70
2	Jim Arnold	48.3	GB	1/8/94
3	Jim Arnold	47.0	at Was	1/12/92
4	Jim Arnold	46.2	Dal	1/5/92
5	Robert Smith	43.8	LARm	12/21/52

Longest Punt

Rk	Player	Yds	Opp	Date
1	Yale Lary	73	Cle	12/27/53
2	Herman Weaver	61	at Dal	12/26/70
3	Jim Arnold	58	Dal	1/5/92
4	Mike Black	51	at SF	12/31/83
5t	Jim Arnold	50	GB	1/8/94
5t	Yale Lary	50	at SF	12/22/57

Punt Returns

Rk	Player	PR	Opp	Date
1	Lem Barney	5	at Dal	12/26/70
2	Robbie Martin	4	at SF	12/31/83
3	Mel Gray	3	at Was	1/12/92
4t	Glyn Milburn	2	at Phi	12/28/97



THE RECORDS SECTION

Detroitlions.com
Media.Detroitlions.com

4t	Iheanyi Uwaezuko	2	at Was	1/8/99
4t	Mel Gray	2	Dal	1/5/92
4t	Robbie Martin	2	at Was	1/8/83
4t	Yale Lary	2	at SF	12/22/57

Punt Return Yards

Rk	Player	Yds	Opp	Date
1	Robbie Martin	30	at SF	12/31/83
2	Mel Gray	26	Dal	1/5/92
3	Mel Gray	22	GB	1/8/94
4	Lem Barney	20	at Dal	12/26/70
5	Mel Gray	17	at GB	12/31/94

Longest Punt Return

Rk	Player	Yds	Opp	Date
1	Mel Gray	22	GB	1/8/94
2	Mel Gray	17	at GB	12/31/94
3t	Iheanyi Uwaezuko	13	at Was	1/8/00
3t	Glyn Milburn	13	at Phi	12/28/97
3t	Mel Gray	13	Dal	1/5/92

Kickoff Returns

Rk	Player	KR	Opp	Date
1	Alvin Hall	6	at Was	1/8/83
1	Ron Rivers	6	at Phi	12/30/95
3t	Ty Talton	5	at Was	1/8/00
3t	Glyn Milburn	5	at Phi	12/28/97
3t	Mel Gray	5	at Was	1/12/92

Kickoff Return Yards

Rk	Player	Yds	Opp	Date
1	Mel Gray	159	at GB	12/31/94
2	Glyn Milburn	140	at Phi	12/28/97
3	Mel Gray	134	at Was	1/12/92
4	Alvin Hall	123	at Was	1/8/83
5	Ty Talton	114	at Was	1/8/00

Longest Kickoff Return

Rk	Player	Yds	Opp	Date
1	Mel Gray	69	at GB	12/31/94
2	Mel Gray	55	at Was	1/12/92
3	Glyn Milburn	50	at Phi	12/28/97
4	Ron Rivers	40	at Phi	12/30/95
5	Jack Christiansen	34	LARm	12/21/52

POSTSEASON CAREER RECORDS

Rushing Attempts

Rk	Player	Att	Years
1	Barry Sanders	91	1989-98
2	Bob Hoernschemeyer	37	1950-55
3	Bobby Layne	33	1950-58
4	Billy Sims	26	1980-84
5	Doak Walker	23	1950-55

Rushing Yards

Rk	Player	Yds	Years
1	Barry Sanders	386	1989-98
2	Doak Walker	146	1950-55
3	Bob Hoernschemeyer	123	1950-55
4	Bobby Layne	120	1950-58
5	Billy Sims	114	1980-84

Rushing Touchdowns

Rk	Player	TD	Years
1t	Billy Sims	2	1980-84
1t	Gene Gedman	2	1953-56-58
1t	Thomas Tracy	2	1956-57
1t	Doak Walker	2	1950-55
1t	Pat Harder	2	1951-53

Passing Attempts

Rk	Player	Att	Years
1	Erik Kramer	102	1991-93
2	Bobby Layne	97	1950-58
3	Scott Mitchell	54	1934-98
4	Tobin Rote	49	1949-59
5	Gus Frerotte	46	1999
6	Matthew Stafford	43	2011-

Passing Completions

Rk	Player	Cmp	Years
1	Erik Kramer	72	1991-93
2	Bobby Layne	46	1950-58
3t	Tobin Rote	28	1957-59
3t	Matthew Stafford	28	2011-
5	Gary Danielson	24	1976-84

Passing Yards

Rk	Player	Yds	Years
1	Erik Kramer	838	1991-93
2	Bobby Layne	568	1950-58
3	Tobin Rote	494	1957-59
4	Matthew Stafford	380	2011-
5	Eric Hipple	298	1980-89

Passing Touchdowns

Rk	Player	TD	Years
1t	Tobin Rote	5	1957-59
1t	Erik Kramer	5	1991-93
3t	Don Majkowski	3	1995-96
3t	Matthew Stafford	3	2011-

Passing Interceptions

Rk	Player	Int	Years
1	Bobby Layne	12	1950-58
2t	Scott Mitchell	5	1994-98
2t	Erik Kramer	5	1991-93
2t	Gary Danielson	5	1976-84
5t	Gus Frerotte	2	1999
5t	Don Majkowski	2	1995-96
5t	Eric Hipple	2	1908-89
5t	Matthew Stafford	2	2011-

Receptions

Rk	Player	Yds	Years
1	Herman Moore	27	1991-01
2	Brett Periman	25	1991-96
3	Barry Sanders	21	1989-98
4	Willie Green	16	1991-93
5t	Leonard Thompson	13	1975-86
5t	Steve Junker	13	1957-59-61

Receiving Yards

Rk	Player	Yds	Years
1	Herman Moore	474	1991-01
2	Brett Periman	299	1991-96
3	James Doran	247	1951-59
4	Leonard Thompson	224	1975-86
5	Calvin Johnson	211	2011-

Receiving Touchdowns

Rk	Player	TD	Years
1t	Willie Green	3	1991-93
1t	Steve Junker	3	1957-59-61
3t	James Doran	2	1951-59
3t	Brett Periman	2	1991-96
3t	Herman Moore	2	1991-01
3t	David Sloan	2	1995-01
3t	Calvin Johnson	2	2011-

Interceptions

Rk	Player	Int	Years
1	Joe Schmidt	3	1955-65
2	Melvin Jenkins	2	1991-93

Scoring

Rk	Player	Pts	Years
1t	Eddie Murray	24	1980-91
1t	Pat Harder	24	1951-53
3	Jason Hanson	22	1992-
4	Doak Walker	21	1950-55
5t	Willie Green	18	1991-93
5t	Steve Junker	18	1957-59-61

Total Touchdowns

Rk	Player	TD	Years
1t	Willie Green	3	1991-93
1t	Steve Junker	3	1957-59-61

Field Goals

Rk	Player	FG	Years
1	Eddie Murray	5	1980-91
2	Jason Hanson	3	1992-
3t	Doak Walker	2	1950-55
3t	Pat Harder	2	1951-53
3t	James Martin	2	1951-61

Punts

Rk	Player	Pnt	Years
1	Robert Smith	14	1949-54
2t	John Jett	11	1997-
2t	Jim Arnold	11	1986-93
3t	Herman Weaver	8	1970-76
3t	Yale Lary	8	1952-53, 56-64
3t	Greg Montgomery	8	1994

Punting Yards

Rk	Player	Pnt	Years
1	Robert Smith	589	1949-54
2	Jim Arnold	517	1986-93
3t	John Jett	448	1997-
3t	Herman Weaver	391	1970-76
5	Yale Lary	316	1952-53, 56-64

Punting Average

Rk	Player	Avg	Years
1	Herman Weaver	48.8	1970-76
2	Jim Arnold	47.0	1986-93
3	Robert Smith	43.6	1953-54
4	Robert Smith	42.1	1949-54
5	Earl Girard	41.3	1952-56

Punt Returns

Rk	Player	PR	Years
1	Mel Gray	7	1989-94
2	Robbie Martin	6	1981-84
3	Lem Barney	5	1967-77
4	Yale Lary	4	1952-53, 56-64

Punt Return Yards

Rk	Player	Yds	Years
1	Mel Gray	78	1989-94
2	Robbie Martin	43	1981-84
3	Lem Barney	20	1967-77
4	Yale Lary	19	1952-53, 56-64



THE RECORDS SECTION

Detroitlions.com
Media.Detroitlions.com

5	Iheanyị Uwaezueke	13	1999
6	Glyn Milburn	5	1996-97

Kickoff Returns

Rk	Player	KR	Years
1	Mel Gray	15	1989-94
2	Alvin Hall	8	1981-85, 87
3	Ron Rivers	6	1995-99
4t	Ty Talton	5	1999
4t	Glyn Milburn	5	1996-97

Kickoff Return Yards

Rk	Player	Yds	Years
1	Mel Gray	372	1989-94
2	Alvin Hall	168	1981-85, 87
3	Glyn Milburn	140	1996-97
4t	Ty Talton	119	1999
4t	Ron Rivers	108	1995-99
6	Yale Lary	100	1952-53, 56-64

TOP POSTSEASON PERFORMANCES

300 Yards Passing

Date	Opp	Player	Yds	Cmp	Att
1/5/92	Dal	Erik Kramer	341	29	38
1/7/12	at NO	Matthew Stafford	380	28	43

100 Yards Rushing

Date	Opp	Player	Yds	Att
12/31/83	at SF	Billy Sims	114	20
1/8/94	GB	Barry Sanders	169	27

100 Yards Receiving

Date	Opp	Player	Yds	Rec
12/29/1957	Cle	James Doran	101	3
12/29/1957	Cle	Steve Junker	109	2
1/1/1983	at Was	Leonard Thompson	150	7
1/5/1992	Dal	Willie Green	115	8
1/8/1994	GB	Brett Perriman	150	10
12/30/1995	at Phi	Herman Moore	133	7
1/7/2012	at NO	Calvin Johnson	211	12

POSTSEASON TEAM RECORDS

First Downs, Total

Rk	FD	Opp	Date
1	26	at Phi	12/30/95
2	25	GB	1/8/94
3	23	Dal	1/5/92
4t	22	at SF	12/22/57
4t	22	Cle	12/29/57
4t	22	at SF	12/31/83
4t	22	at NO	1/7/12

First Downs, Rushing

Rk	FD	Opp	Date
1t	9	GB	1/8/94
1t	9	at SF	12/31/83
1t	9	Cle	12/29/57

First Downs, Passing

Rk	FD	Opp	Date
1t	20	at Phi	12/3/95
1t	20	at NO	1/7/12
3	19	at Dal	1/5/92
4	14	GB	1/8/94
5	13	at SF	12/22/57

Total Net Yards

Rk	Yds	Opp	Date
1	438	Cle	12/29/57
2	422	at Phi	12/30/95
3	421	Dal	1/5/92
4t	412	at SF	12/31/83
4t	412	at NO	1/7/12

Rushing Yards

Rk	Yds	Opp	Date
1	235	NYG	12/15/35
2	199	at Cle	12/28/52
3	188	at SF	12/31/83
4	175	GB	1/8/94
5	173	LARm	12/21/52

Passing Yards

Rk	Yds	Opp	Date
1	380	at NO	1/7/12
2	350	at Phi	12/30/95
3	337	vs Dal	1/5/92
4	286	vs Cle	12/29/57
5t	269	at Was	1/8/83
5t	232	at Was	1/12/92

Passing Attempts

Rk	Att	Opp	Date
1	52	at Phi	12/30/95
2	46	at Was	1/8/00
3	44	at Cle	12/26/54
4	43	at NO	1/7/12
5	42	at Was	1/12/92

Passing Completions

Rk	Cmp	Opp	Date
1	29	Dal	1/5/92
2	28	at NO	1/7/12
3	27	at Phi	12/30/95
4	25	at Was	1/12/92
5	24	at SF	12/31/83

Total Yards Allowed, Defense

Rk	Yds	Opp	Date
1	194	NYG	12/15/35
2	220	Cle	12/27/53
3	231	at Dal	12/26/70
4	276	Dal	1/5/92
5	291	at SF	12/31/83

Rushing Yards Allowed, Defense

Rk	Yds	Opp	Date
1	81	at GB	12/31/94
2	89	GB	1/8/94
3	97	Dal	1/5/92
4	112	at SF	12/31/83
5	106	NYG	12/15/35

Passing Yards Allowed, Defense

Rk	Yds	Opp	Date
1	22	at Dal	12/26/70
2	38	Cle	12/27/53
3	88	NYG	12/15/35
4	112	Cle	12/29/57
5	148	LARm	12/21/52

Sacks

Rk	Sk	Opp	Date
1t	3	Cle	12/27/53
1t	3	Dal	1/5/92

Fumble Recoveries

Rk	FR	Opp	Date
1	3	NYG	12/15/35
2	2	at Cle	12/26/54
2t	2	Dal	1/5/92
2t	2	at NO	1/7/12

Interceptions

Rk	Int	Opp	Date
1	5	Cle	12/29/57
2	4	LARm	12/21/52
3	3	at SF	12/22/57

Fumbles Lost

Rk	Fum	Opp	Date
1	4	NYG	12/15/35
2t	3	at SF	12/22/57
2t	3	at Was	1/8/83

Time of Possession

Rk	Time	Opp	Date
1	35:34	GB	1/8/94
2	33:53	at SF	12/31/83
3	31:24	at Was	1/12/92

Penalties

Rk	Pen	Opp	Date
1	12	at Was	1/8/00
2t	7	at SF	12/22/57
2t	7	at SF	12/31/83
2t	7	at Was	1/12/92
2t	7	at Phi	12/30/95
2t	7	at NO	1/7/12



SEASONAL LEADERS

RUSHING

Year	Player	Att	Yds	Avg	TD
1934	Dutch Clark	123	763	6.2	8
1935	Ernie Caddell	87	450	5.2	6
1936	Ace Gutowsky	91	827	4.3	6
1937	Dutch Clark	96	468	4.9	5
1938	Bill Shepherd	100	455	4.5	3
1939	Bill Shepherd	105	420	4.0	2
1940	Byron White*	146	514	3.5	5
1941	Byron White	89	240	2.7	2
1942	Mickey Sanzotta	71	268	3.8	0
1943	Frank Sirkwich	93	266	2.9	1
1944	Frank Sirkwich	150	363	2.4	6
1945	Bob Westfall	82	234	2.9	6
1946	Camp Wilson	64	207	3.2	3
1947	Camp Wilson	89	412	4.6	0
1948	Camp Wilson	157	612	3.9	2
1949	Bill Dudley	125	402	3.2	1
1950	Bob Hoernschemeyer	84	471	5.6	3
1951	Bob Hoernschemeyer	132	478	3.6	2
1952	Bob Hoernschemeyer	106	457	4.3	4
1953	Bob Hoernschemeyer	101	482	4.8	7
1954	Lew Carpenter	104	476	4.6	3
1955	Lew Carpenter	137	543	4.0	6
1956	Gene Gedman	135	479	3.5	7
1957	John Henry Johnson	129	421	4.8	5
1958	Tobin Rote	77	351	4.6	3
1959	Nick Pietrosante	76	447	5.9	3
1960	Nick Pietrosante	161	872	5.4	8
1961	Nick Pietrosante	201	841	4.2	5
1962	Dan Lewis	120	488	4.0	2
1963	Dan Lewis	133	528	4.0	6
1964	Nick Pietrosante	147	536	3.6	4
1965	Amos Marsh	131	495	3.8	6
1966	Tom Nowatzke	151	512	3.4	6
1967	Mel Farr	206	860	4.2	3
1968	Mel Farr	128	397	3.1	3
1969	Bill Triplett	115	377	3.3	3
1970	Mel Farr	166	717	4.3	9
1971	Steve Owens	246	1035	4.2	8
1972	Altie Taylor	154	658	4.3	4
1973	Altie Taylor	176	719	4.1	5
1974	Altie Taylor	150	532	3.5	9
1975	Dexter Bussey	157	686	4.4	2
1976	Dexter Bussey	196	858	4.4	5
1977	Horace King	155	521	3.4	1
1978	Dexter Bussey	225	924	4.1	5
1979	Dexter Bussey	144	625	4.3	4
1980	Billy Sims	313	1303	4.2	13
1981	Billy Sims	296	1437	4.9	13
1982	Billy Sims	272	639	3.7	4
1983	Billy Sims	220	1040	4.7	7
1984	Billy Sims	130	687	5.3	5
1985	James Jones	244	886	3.6	6
1986	James Jones	252	903	3.6	8
1987	James Jones	98	342	3.5	0
1988	Garry James	182	552	3.0	5
1989	Barry Sanders	280	1470	5.3	14
1990	Barry Sanders*	255	1304	5.1	13
1991	Barry Sanders	342	1548	4.5	16
1992	Barry Sanders	312	1354	4.3	9
1993	Barry Sanders	243	1115	4.6	3
1994	Barry Sanders*	331	1883	5.7	7
1995	Barry Sanders	314	1500	4.8	11
1996	Barry Sanders*	307	1553	5.1	11
1997	Barry Sanders*	335	2053	6.1	11
1998	Barry Sanders	343	1491	4.3	4
1999	Greg Hill	144	542	3.8	2
2000	James Stewart	339	1184	3.5	10
2001	James Stewart	143	685	4.8	4
2002	James Stewart	231	1021	4.4	4
2003	Shawn Bryson	158	606	3.8	3
2004	Kevin Jones	24	1133	4.7	4
2005	Kevin Jones	186	864	4.6	5
2006	Kevin Jones	181	689	3.8	6
2007	Kevin Jones	153	581	3.8	8
2008	Kevin Smith	238	976	4.1	8
2009	Kevin Smith	217	747	3.4	4
2010	Jahvid Best	171	555	3.2	4
2011	Jahvid Best	84	390	4.6	2

RECEIVING

Year	Player	Rec	Yds	Avg	TD
1934	Harry Ebbing	10	264	26.4	2
1935	Ernie Caddell	10	171	17.1	1
1936	Ernie Caddell	19	150	7.9	1
1937	Harry Ebbing	10	194	19.4	3
1938	Ernie Caddell	9	80	8.9	0
1939	Ed Klewicki	8	134	16.8	0
1940	Lloyd Cardwell	9	138	15.3	1
1941	Monk Moscrop	14	176	12.6	0
1942	Bill Shepherd	14	143	10.2	1
1943	Lloyd Cardwell	20	349	17.5	0
1944	Bill Fisk	9	140	15.6	2
1945	Bill Fisk	15	177	11.8	0
1946	Harry Hopp	17	229	13.5	3
1947	Jack Matheson	23	351	15.3	7
1948	Dave Diehl	18	426	23.7	4
1949	John Greene	26	550	21.2	5

1946	John Greene	20	289	14.5	2
1947	John Greene	38	621	16.3	5
1948	Joe Margucci	36	450	12.5	2
1949	John Greene	29	595	23.8	4
1950	Bob Mann	1014	16.4	7	
1951	Cloyce Box	50	1009	20.2	11
1952	Leon Hart	35	544	15.5	12
1953	Dorne Dibble	30	613	20.4	6
1954	Cloyce Box	42	924	22.0	15
1955	Doak Walker	30	502	16.7	3
1956	Dorne Dibble	46	768	16.7	6
1957	Dave Middleton	44	663	15.1	3
1958	Lew Carpenter	44	312	7.1	2
1959	Dave Middleton	39	606	15.5	5
1960	Jim Doran	33	624	18.9	5
1961	Dave Middleton	29	506	17.4	4
1962	Jim Gibbons	31	431	13.9	1
1963	Jim Gibbons	51	604	11.8	2
1964	Gail Cogdill	43	642	14.9	1
1965	Gail Cogdill	45	956	21.2	6
1966	Jim Gibbons	45	566	12.6	1
1967	Gail Cogdill	53	991	18.7	7
1968	Terry Barr	1086	16.5	13	
1969	Terry Barr	57	1030	18.1	9
1970	Pat Studstill	28	389	13.9	3
1971	Terry Barr	24	433	18.0	3
1972	Pat Studstill	67	1266	18.9	5
1973	Bill Melinchak	39	317	8.1	3
1974	Earl McCullough	26	397	15.3	4
1975	Charlie Sanders	40	680	17.0	5
1976	Charlie Sanders	40	533	13.3	1
1977	Charlie Sanders	42	656	15.6	3
1978	Charlie Sanders	40	544	13.6	6
1979	Steve Owens	32	350	10.9	1
1980	Charlie Sanders	31	502	16.2	4
1981	Altie Taylor	29	250	8.6	2
1982	Larry Walton	24	485	20.2	6
1983	Charlie Sanders	28	433	15.5	2
1984	Ron Jessie	54	761	14.1	3
1985	Charlie Sanders	37	486	13.1	3
1986	Ray Jarvis	29	401	13.8	1
1987	Ray Jarvis	39	822	21.1	5
1988	Horace King	40	238	6.0	0
1989	David Hill	32	465	14.5	2
1990	David Hill	53	633	11.9	4
1991	Freddie Scott	62	929	15.0	4
1992	Freddie Scott	53	834	15.7	4
1993	Freddie Scott	53	1022	19.3	5
1994	Billy Sims	34	342	10.1	0
1995	James Jones	46	467	10.2	1
1996	James Jones	77	662	8.6	1
1997	Leonard Thompson	50	773	15.5	6
1998	Leonard Thompson	141	768	5.4	6
1999	James Jones	54	334	6.2	1
2000	Jeff Chadwick	53	995	18.8	5
2001	Pete Mandley	58	720	12.4	7
2002	Pete Mandley	44	617	14.0	4
2003	Richard Johnson	70	1091	15.6	8
2004	Richard Johnson	64	727	11.4	7
2005	Robert Clark	52	932	17.9	8
2006	Brett Perriman	52	668	12.8	1
2007	Brett Perriman	69	810	11.7	4
2008	Herman Moore	51	966	18.9	4
2009	Herman Moore	61	935	15.3	6
2010	Herman Moore	72	1173	16.3	11
2011	Herman Moore*	123	1686	13.7	14
2012	Herman Moore	106	1296	12.2	9
2013	Herman Moore*	104	1293	12.4	8
2014	(tied NFL high)				
1998	Herman Moore	82	983	12.0	5
1999	Johannie Morton	69	1028	14.9	2
2000	Germane Crowell	81	1338	16.5	7
2001	Johannie Morton	61	788	12.9	3
2002	Johannie Morton	77	1154	15.0	4
2003	James Stewart	46	333	7.2	2
2004	Bill Schroeder	36	595	16.5	6
2005	Shawn Bryson	61	540	8.9	0
2006	Az-Zahir Hakim	49	449	9.2	0
2007	Roy Williams	54	817	15.1	8
2008	Marcus Pollard	46	516	11.2	3
2009	Roy Williams	45	687	15.3	8
2010	Mike Furrey	98	1098	11.1	6
2011	Roy Williams	82	1310	16.0	7
2012	Shaun McDonald	79	943	11.9	6
2013	Calvin Johnson	78	1331	17.1	12
2014	Calvin Johnson	67	984	14.7	5
2015	Calvin Johnson	77	1120	14.5	12
2016	Calvin Johnson	96	1681	17.5	16

PASSING

Year	Player	Att	Cmp	Pct	Yds	Avg	TD	Int	Rtg
1934	Dutch Clark	50	23	46.0	383	7.66	0	3	47.3
1935	Glenn Pressnell	45	15	33.3	193	4.29	0	6	8.1
1936	Dutch Clark	71	38	53.5	467	6.58	4	6	87.7
1937	Bill Shepherd	46	39	84.8	297	6.46	2	7	39.3
1938	Vern Huffman	92	27	31.8	382	4.65	2	8	15.9
1939	Dwight Sloan	105	44	41.9	658	6.45	2	3	60.0
1940	Byron White	80	35	43.8	461	5.76	0	12	23.0
1941	Byron White	62	22	35.5	338	5.45	2	5	31.5
1942	Harry Hopp	68	20	29.4	258	3.79	0	13	3.3
1943	Frank Sirkwich	126	50	39.7	689	5.47	20	37	52.0
1944	Frank Sirkwich	98	39	39.8	1050	10.75	12	20	59.3
1945	Chuck Fenenback	110	45	40.9	754	6.85	7	11	46.4



THE RECORDS SECTION

Detroitlions.com
Media.Detroitlions.com

1946	Dave Ryan	154	73	47.4	965	6.27	6	17	41.1
1947	Clyde LeForce	175	94	53.7	1384	7.91	13	20	65.0
1948	Fred Enke	221	100	45.2	1328	6.01	11	17	49.4
1949	Frank Tripucka	145	62	42.8	833	5.74	9	14	42.8
1950	Bobby Layne	332	152	45.2	2231	9.91	16	21	62.1
1951	Bobby Layne	332	152	45.8	2403	7.24	26	23	67.6
1952	Bobby Layne	287	139	48.4	1998	6.97	19	20	64.5
1953	Bobby Layne	273	125	45.8	2088	7.65	16	21	59.6
1954	Bobby Layne	246	135	54.9	1818	7.39	14	12	77.3
1955	Bobby Layne	270	143	53.0	1830	6.78	11	17	61.8
1956	Bobby Layne	244	129	52.9	1909	7.82	9	17	62.0
1957	Bobby Layne	179	87	48.6	1169	6.53	6	12	53.0
1958	Tobin Rote	257	118	45.9	1678	6.53	14	10	69.5
1959	Earl Morrall	137	65	47.4	1102	8.04	5	6	69.1
1960	Jim Ninowski	283	134	47.3	1599	5.65	2	18	40.9
1961	Jim Ninowski	247	117	47.4	1921	7.78	15	18	53.0
1962	Milt Plum	225	119	55.1	2378	7.32	15	20	82.3
1963	Earl Morrall	328	174	53.0	2621	7.99	24	14	86.2
1964	Milt Plum	287	154	53.7	2241	7.81	18	15	78.5
1965	Milt Plum	308	143	46.4	1710	5.55	12	19	51.2
1966	Karl Sweetan	309	157	50.8	1809	5.85	4	14	54.3
1967	Milt Plum	177	86	50.0	925	5.38	4	8	54.5
1968	Bill Munson	292	161	55.0	2311	7.02	15	8	75.3
1969	Bill Munson	166	84	50.6	1062	6.40	7	8	64.9
1970	Greg Landry	136	83	61.0	1072	7.88	9	5	92.5
1971	Greg Landry	261	136	52.1	2237	8.57	16	13	80.9
1972	Greg Landry	268	134	50.0	2066	7.71	18	17	71.8
1973	Bill Munson	187	95	50.8	1129	6.04	9	8	67.8
1974	Bill Munson	262	166	56.8	1874	6.42	8	11	82.4
1975	Joe Reed	191	86	45.0	1181	6.18	9	10	59.5
1976	Greg Landry	291	168	57.7	2191	7.53	17	8	89.6
1977	Greg Landry	240	135	56.3	1359	5.66	6	7	68.7
1978	Gary Danielson	351	199	56.7	2294	6.54	18	17	73.5
1979	Jeff Komlo	368	183	49.7	2238	6.08	11	23	52.8
1980	Gary Danielson	417	244	58.5	2731	7.73	13	11	82.4
1981	Eric Hipple	279	140	50.2	2358	8.45	14	15	73.4
1982	Gary Danielson	197	100	50.8	1343	6.82	10	14	60.1
1983	Eric Hipple	387	204	52.7	2577	6.66	12	18	64.7
1984	Gary Danielson	410	252	61.5	3076	7.50	17	15	83.1
1985	Eric Hipple	406	223	54.9	2952	7.27	17	18	73.6
1986	Eric Hipple	305	162	63.0	1919	6.29	9	11	75.6
1987	Chuck Long	412	232	55.8	2598	6.25	11	20	63.4
1988	Rusty Hilger	306	126	41.2	1558	5.09	7	12	48.9
1989	Bob Gagliano	232	117	50.4	1671	7.20	6	12	61.2
1990	Rodney Peete	271	142	52.4	1974	7.28	13	8	79.8
1991	Erk Kramer	265	136	51.3	1635	6.17	11	8	71.8
1992	Rodney Peete	213	123	57.7	1702	7.99	9	9	80.0
1993	Rodney Peete	252	157	62.3	1670	6.63	6	14	66.4
1994	Dave Krieg	212	131	61.8	1629	7.68	14	3	101.7
1995	Scott Mitchell	583	346	59.3	4338	7.44	32	12	92.3
1996	Scott Mitchell	437	253	57.9	2917	6.68	17	17	74.9
1997	Scott Mitchell	509	293	57.6	3484	6.84	19	14	79.6
1998	Charlie Batch	373	213	57.1	2179	7.19	11	6	83.5
1999	Gus Frerotte	288	175	60.8	2117	7.35	9	7	83.5
2000	Charlie Batch	412	221	53.6	2489	6.04	13	15	67.3
2001	Charlie Batch	341	198	58.1	2392	7.01	12	12	76.8
2002	Joey Harrington	429	215	50.1	2294	5.35	12	16	59.9
2003	Joey Harrington	554	309	55.8	2880	5.20	17	22	63.9
2004	Joey Harrington	489	275	56.0	3047	6.23	19	12	77.5
2005	Joey Harrington	330	188	57.0	2021	6.12	12	12	72.0
2006	Jon Kitna	596	372	62.4	4208	7.06	21	22	79.9
2007	Jon Kitna	561	355	63.3	4068	7.30	18	20	80.9
2008	Dan Orlovsky	255	143	56.1	1616	6.34	8	8	72.6
2009	Matthew Stafford	377	201	53.3	2267	6.01	13	20	61.0
2010	Shaun Hill	416	277	60.8	3446	6.16	12	8	81.3
2011	Matthew Stafford	663	421	63.5	5,038	7.60	41	16	97.2

SCORING

Year	Player	TD	FG	XP	Pts
1934	Dutch Clark	8	4	13	73
1935	Dutch Clark	6	1	16	35
1936	Dutch Clark	6	4	19	73
1937	Dutch Clark	6	3	6	45
1938	Lloyd Cardwell	5	0	0	30
1939	Chuck Hanneman	2	4	5	29
1940	Byron White	5	0	2	32
1941	Byron White	2	0	0	12
1942	Elmer Hachey	2	0	0	12
1943	Harry Hopp	9	0	0	54
1944	Frank Sinkwich	6	2	24	66
1945	Bob Westfall	9	0	0	54
1946	Bob Cifers	4	0	0	24
1947	Bill Dudley	11	0	0	66
1948	Bill Dudley	7	0	0	42
1949	Bill Dudley	6	5	30	81
1950	Doak Walker	11	8	38	128
1951	Doak Walker	6	6	43	97
1952	Cloyce Box	15	0	0	90
1953	Doak Walker	5	12	27	63
1954	Doak Walker	5	11	43	106
1955	Doak Walker	7	9	27	96
1956	Bobby Layne	5	12	33	99
1957	Bobby Layne	0	6	25	43
1958	Jim Martin	0	7	28	49
1959	Howard Cassidy	0	5	0	30
1960	Jim Martin	0	13	26	65
1961	Jim Martin	0	15	25	70
1962	Wayne Walker	0	9	37	64
1963	Terry Barr	13	0	0	78
1964	Wayne Walker	0	14	32	74
1965	Wayne Walker	0	8	33	57
1966	Garo Yepremian	0	13	11	50
1967	Mel Farr	6	0	0	36

1968	Tom Nowatzke	6	0	0	36
	Mel Farr	7	0	0	42
	Bill Gambrell	7	0	0	42
1969	Erol Mann	0	25	26	101
1970	Erol Mann	0	31	31	103
1971	Erol Mann	0	22	37	103
1972	Erol Mann	0	20	38	98
1973	Erol Mann	0	13	14	53
1974	Erol Mann	0	23	23	92
1975	Erol Mann	0	14	29	67
1976	Benny Ricardo	0	10	19	49
1977	Steve Mike-Mayer	0	8	19	43
1978	Benny Ricardo	0	20	32	92
1979	Benny Ricardo	0	10	25	55
1980	Eddie Murray	0	27	35	116
1981	Eddie Murray	0	25	46	121
1982	Eddie Murray	0	11	18	69
1983	Eddie Murray	0	25	38	113
1984	Eddie Murray	0	20	31	91
1985	Eddie Murray	0	26	31	109
1986	Eddie Murray	0	18	31	85
1987	Eddie Murray	0	20	21	81
1988	Eddie Murray	0	22	22	82
1989	Eddie Murray	0	20	36	96
1990	Barry Sanders	13	0	0	96
1991	Barry Sanders	17	0	0	102
1992	Jason Hanson	0	21	30	93
1993	Jason Hanson	0	34	28	130
1994	Jason Hanson	0	39	39	97
1995	Jason Hanson	0	28	48	132
1996	Jason Hanson	0	12	36	72
1997	Jason Hanson	0	26	39	117
1998	Jason Hanson	0	29	27	114
1999	Jason Hanson	0	26	28	106
2000	Jason Hanson	0	24	24	101
2001	Jason Hanson	0	21	23	86
2002	Jason Hanson	0	23	31	100
2003	Jason Hanson	0	22	26	92
2004	Jason Hanson	0	24	28	100
2005	Jason Hanson	0	19	27	84
2006	Jason Hanson	0	30	30	117
2007	Jason Hanson	0	29	35	122
2008	Jason Hanson	0	31	25	88
2009	Jason Hanson	0	21	25	88
2010	Calvin Johnson	12	0	0	74
2011	Calvin Johnson	0	24	54	126

KICKOFF RETURNS

Year	Player	KR	Yds	Avg	TD
1944	Arthur Van Tone	9	227	25.2	1
1945	Andrew Farkas	8	165	20.6	0
1946	Dave Ryan	15	308	20.5	0
1947	William Dudley	19	359	23.9	0
1948	Cam Wilson	23	359	22.8	0
1949	Don Doll	21	536	25.5	0
1950	Doak Walker	10	225	22.5	0
1951	Doak Walker	15	408	27.2	0
1952	Jack Christiansen	16	409	25.6	0
1953	Jack Christiansen	10	183	18.3	0
1954	Jug Girard	12	248	20.7	0
1955	Dave Middleton	11	188	17.1	0
1956	Howard Cassidy	16	382	23.9	0
1957	Howard Cassidy	10	232	23.2	0
1958	Ken Webb	7	154	22.0	0
1959	Ken Webb	16	352	22.0	0
1960	Jim Steffen	8	225	28.1	1
1961	Pat Studstill	16	448	28.1	1
1962	Tommy Watkins	17	452	26.6	0
1963	Tommy Watkins	21	447	21.3	0
1964	Pat Studstill	29	708	24.4	0
1965	Tommy Watkins*	17	384	34.4	0
1966	Tommy Vaughn	23	595	26.0	0
1967	Tommy Vaughn	16	446	27.9	0
1968	Lem Barney	25	670	26.8	1
1969	Bobby Williams*	17	563	33.1	1
1970	Bobby Williams	25	544	21.7	1
1971	Ron Jessie	18	470	29.4	2
1972	Ron Jessie	23	558	24.3	0
1973	Dick Jauron	17	405	23.8	0
1974	Jimmie Jones	38	927	24.4	0
1975	Bobby Thompson	22	565	25.7	0
1976	James Hunter	14	375	26.6	0
1977	Eddie Payton	18	457	25.4	1
1978	Jesse Thompson	14	346	24.7	0
1979	John Arnold	23	539	23.4	0
1980	Rick Kane	23	495	21.5	0
1981	Alvin Hall	25	525	21.0	0
1982	Alvin Hall#	16	426	26.6	1
1983	Alvin Hall	21	492	23.4	0
1984	Pete Mandley	22	390	17.7	0
1985	Alvin Hall	39	886	22.7	0
1986	Herman Hunter	48	1007	21.0	0
1987	Gary Lee	32	719	22.5	0
1988	Gary Lee	18	355	19.7	0
1989	Mel Gray#	24	504	26.7	0
1990	Mel Gray	34	839	22.9	0
1991	Mel Gray*	36	929	25.8	0
1992	Mel Gray	42	1006	24.0	1
1993	Mel Gray	28	688	24.6	1
1994	Mel Gray*	45	1276	28.4	3
1995	Ron Rivers	19	420	22.1	0
1996	Glyn Milburn	64	1627	25.4	0
1997	Glyn Milburn	55	1315	23.9	0



THE RECORDS SECTION

Detroitlions.com
Media.Detroitlions.com

1998	Terry Fair*	51	1428	28.0	2
1999	Terry Fair	34	752	22.1	0
2000	Desmond Howard	57	1401	24.6	0
2001	Desmond Howard	57	1446	25.4	0
2002	Eddie Drummond	40	1039	26.0	0
2003	Reggie Swinton	50	964	24.1	1
2004	Eddie Drummond	41	1092	26.6	2
2005	Eddie Drummond	49	1077	22.0	0
2006	Eddie Drummond	62	1349	21.8	0
2007	Aveion Cason	42	1041	24.8	0
2008	Brandon Middleton	38	864	22.2	0
2009	Aaron Brown	42	951	22.6	0
2010	Stefan Logan	54	1448	26.8	1
2011	Stefan Logan	33	832	25.2	0

PUNT RETURNS

Year	Player	PR	Yds	Avg	TD
1944	Frank Sinkwich	11	148	13.5	0
1945	Dave Ryan	15	221	14.7	0
1946	Bill DeCorrevont	6	81	13.5	0
1947	William Dudley	11	182	16.5	1
1948	Joe Margucci	10	100	10.0	1
1949	Bill Dudley	11	199	18.1	0
1950	Clarence Self	12	129	10.8	0
1951	Jack Christiansen	18	343	19.1	4
1952	Jack Christiansen*	15	322	21.5	2
1953	Yale Lary	13	115	8.8	1
1954	Jack Christiansen	23	225	9.8	1
1955	Lee Riley	14	107	7.6	0
1956	Howard Cassidy	13	83	6.4	0
1957	Yale Lary	25	139	5.6	0
1958	Yale Lary	27	196	7.3	1
1959	Terry Barr	16	102	6.4	0
1960	Terry Barr	14	104	7.4	0
1961	Howard Cassidy	16	159	9.9	1
1962	Pat Studstill	29	427	15.8	0
1963	Tommy Watkins	32	399	12.5	1
1964	Tommy Watkins*	16	238	14.9	2
1965	Tommy Watkins	23	234	10.2	0
1966	Tommy Vaughn	18	179	9.9	0
1967	Tommy Watkins	15	57	3.8	0
1968	Lem Barney	13	79	6.1	0
1969	Lem Barney	9	191	21.2	1
1970	Lem Barney	25	259	10.4	1
1971	Lem Barney	14	122	8.7	0
1972	Lem Barney	15	108	7.2	0
1973	Lem Barney	27	231	8.6	0
1974	Dick Jaaron#	17	98	16.8	0
1975	Charlie West	22	219	10.0	0
1976	Lem Barney	23	191	8.3	0
1977	Eddie Payton	27	273	10.1	1
1978	Jesse Thompson	16	161	10.1	0
1979	John Arnold	19	164	8.6	0
1980	Ray Williams	27	259	9.6	0
1981	Robbie Martin	52	450	8.7	1
1982	Robbie Martin	26	275	10.6	0
1983	Ken Jenkins	23	230	10.0	0
1984	Robbie Martin	25	210	8.4	0
1985	Pete Mandley	38	403	10.6	1
1986	Pete Mandley	43	420	9.9	1
1987	Pete Mandley	23	250	10.9	0
1988	Pete Mandley	37	287	7.8	0
1989	Walter Stanley*	36	496	13.8	0
1990	Mel Gray	34	361	10.6	0
1991	Mel Gray	15	395	15.5	0
1992	Mel Gray	18	275	9.7	1
1993	Mel Gray	23	197	8.6	0
1994	Mel Gray	21	233	11.1	0
1995	Johnnie Morton	7	48	6.9	0
1996	Glyn Milburn	34	284	8.4	0
1997	Glyn Milburn	47	433	9.2	0
1998	Terry Fair	30	89	6.3	0
1999	Terry Fair	11	97	8.8	0
2000	Desmond Howard	31	457	14.7	1
2001	Desmond Howard	22	201	9.1	0
2002	Eddie Drummond	18	138	7.7	1
2003	Reggie Swinton	23	118	13.8	1
2004	Eddie Drummond	24	316	13.2	2
2005	Eddie Drummond	26	157	6.0	0
2006	Eddie Drummond	28	296	10.6	0
2007	Troy Walters	15	118	7.9	0
2008	Shaun McDonald	11	104	9.5	0
2009	Dennis Northcutt	82	189	8.9	0
2010	Stefan Logan	30	362	12.1	0
2011	Stefan Logan	37	301	8.1	0

PUNTING

Year	Player	Pnt	Yds	Avg	Net	In20	Lg
1939	Johnny Pingel	42	1368	32.8	-	-	63
1940	Whizzer White	52	2132	41.0	-	-	61
1941	Whizzer White	48	1997	41.6	-	-	63
1942	Harry Hopp	27	1098	40.7	-	-	52
1943	Chet Wetterlund	11	449	40.8	-	-	56
1944	Harry Hopp	42	1643	39.1	-	-	60
1945	Frankie Sinkwich	45	1845	41.0	-	-	73
1946	Chuck Fenerback	37	1081	29.2	-	-	57
1947	Bob Cifers	30	1369	45.6	-	-	73
1948	Leroy Zimmerman	49	2078	42.4	-	-	62
1949	George Grimes	28	1006	35.9	-	-	56
1950	Bill Dudley	34	1278	37.6	-	-	55
1951	Bob Smith	32	1310	40.9	-	-	60
1952	Bob Smith	49	2082	42.5	-	-	73
1953	Bob Smith	61	2729	44.7	-	-	66

1953	Bob Smith	40	1647	41.2	-	-	57
1954	Jug Girard	63	2585	41.0	-	-	65
1955	Jug Girard	56	2310	41.3	-	-	65
1956	Yale Lary	42	1698	40.4	-	-	61
1957	Yale Lary	54	2156	39.6	-	-	66
1958	Yale Lary	59	2524	42.8	-	-	62
1959	Yale Lary	45	2121	47.1	-	-	67
1960	Yale Lary	64	2802	43.8	-	-	63
1961	Yale Lary	52	2519	48.4	-	-	71
1962	Yale Lary	52	2334	45.3	-	-	68
1963	Yale Lary	35	1713	48.9	-	-	73
1964	Yale Lary	67	3099	46.3	-	-	74
1965	Pat Studstill	78	3335	42.8	-	-	69
1966	Pat Studstill	72	2956	41.1	-	-	66
1967	Jerry DePoyster	71	2868	40.4	-	-	60
1968	Lem Barney	66	2249	34.1	-	-	53
1969	Herman Weaver	62	2483	40.0	-	-	56
1970	Herman Weaver	42	1752	41.7	-	-	63
1971	Herman Weaver	43	1734	40.3	-	-	55
1972	Herman Weaver	54	2333	43.2	-	-	66
1973	Herman Weaver	72	2772	38.5	-	-	61
1974	Herman Weaver	80	3361	42.2	-	-	69
1975	Herman Weaver	83	3280	39.5	34.3	15	61
1976	Wilbur Summers	93	3420	36.8	30.5	6	51
1977	Tom Skladany	86	3654	42.5	35.0	19	63
1978	Larry Swider	88	3523	40.0	33.5	13	72
1979	Tom Skladany	10	406	40.6	40.1	2	52
1980	Tom Skladany	72	3036	42.2	35.3	16	67
1981	Tom Skladany	64	2784	43.5	37.3	21	74
1982	Tom Skladany	36	1483	41.2	34.0	6	59
1983	Mike Black	71	2911	41.0	33.7	17	60
1984	Mike Black	76	3164	41.6	32.7	13	63
1985	Mike Black	73	3054	41.8	34.7	17	60
1986	Mike Black	46	1819	39.5	31.3	11	57
1987	Jim Arnold	153	423	43.8	37.1	7	60
1988	Jim Arnold	96	2007	43.6	39.6	17	60
1989	Jim Arnold	47	1110	42.4	35.9	22	69
1990	Jim Arnold	82	3538	43.1	36.0	14	64
1991	Jim Arnold	83	2560	40.6	35.3	10	59
1992	Jim Arnold	75	3092	41.2	35.4	27	63
1993	Jim Arnold	65	2846	43.5	36.0	17	71
1994	Greg Montgomery	72	3207	44.5	36.8	15	68
1995	Mark Royals	63	2782	44.2	34.2	19	64
1996	Mark Royals	57	2393	42.0	31.0	15	69
1997	Mark Royals	69	3020	43.8	33.4	11	60
1998	John Jett	84	3576	42.6	35.6	24	60
1999	John Jett	68	2892	43.8	36.0	17	60
2000	John Jett	86	3637	42.3	34.8	27	62
2001	John Jett	93	4044	43.5	34.8	33	59
2002	John Jett	58	2512	43.3	35.5	16	62
2003	Nick Harris	91	3838	42.2	38.0	29	57
2004	Nick Harris	63	2531	40.2	33.1	11	51
2005	Nick Harris	42	1765	40.2	31.2	32	60
2006	Nick Harris	84	3656	43.5	36.9	34	60
2007	Nick Harris	66	2967	45.0	38.2	18	67
2008	Nick Harris	68	3010	44.3	36.4	26	58
2009	Nick Harris	90	3952	43.9	38.0	24	66
2010	Nick Harris	74	3174	42.9	36.8	20	56
2011	Ryan Donahue	49	2093	42.7	35.6	13	60

INTERCEPTIONS

Year	Player	Pos	Int	Yds	TD
1944	Alex Wojciechowicz	C	7	88	0
1945	Dave Rojan	B	3	30	1
	Charles DeShane	B	3	65	0
	John Greene	C	3	49	0
	Damon Tassos	G	3	46	0
	Ivan Trebotich	B	3	46	0
1946	Dave Ryan	B	4	105	0
1947	Bill Dudley	B	5	104	1
	Bob Wiese	B	5	54	0
1948	Jim Gillette	B	6	17	0
1949	Don Doll	B	11	301	2
1950	Don Doll	B	12	163	1
1951	Bob Smith	DB	3	70	0
1952	Bob Smith	DB	8	184	1
1953	Jack Christiansen*	DB	12	238	1
1954	Jack Christiansen	DB	8	84	1
1955	Jack Christiansen	DB	3	49	0
	Jim Davis	DB	3	44	0
	Bill Sitts	DB	7	8	0
1956	Yale Lary	DB	8	182	0
	Jack Christiansen	DB	8	109	0
1957	Jack Christiansen*	DB	10	137	1
1958	Joe Schmidt	LB	6	69	0
1959	Gary Lowe	DB	5	130	0
1960	Dick Lane	DB	5	102	0
1961	Dick Lane	DB	6	73	0
	Yale Lary	DB	6	95	0
1962	Yale Lary	DB	8	51	0
1963	Dick LeBeau	DB	5	158	1
	Dick Lane	DB	5	70	0
1964	Yale Lary	DB	6	101	0
	Dick LeBeau	DB	7	84	1
	Mike Lucci	LB	5	118	1
1966	Bruce Maher	DB	5	90	0
1967	Lem Barney*	DB	10	232	3
1968	Lem Barney	DB	7	82	0
1969	Lem Barney	DB	8	126	0
	Dick LeBeau#	DB	9	96	0
	Dick LeBeau#	DB	6	76	0
1971	Lem Barney	DB	6	76	0
1972	Lem Barney	DB	3	88	0



THE RECORDS SECTION

Detroitlions.com
Media.Detroitlions.com

1973	Levi Johnson	DB	5	82	0
1974	Levi Johnson	DB	5	139	2
1975	Lem Barney	DB	5	23	0
1976	James Hunter	DB	7	120	0
1977	James Hunter	DB	5	104	0
1978	Jimmy Allen	S	5	70	0
1979	Luther Bradley	DB	4	11	0
	Jimmy Allen	S	4	0	0
1980	Jimmy Allen	S	6	38	0
	Jimmy Hunter	S	6	20	0
1981	Jimmy Allen	S	5	123	0
1982	Bobby Watkins	CB	5	22	0
1983	Bruce McNorton	CB	7	30	0
1984	Bobby Watkins	CB	6	0	0
1985	Bobby Watkins	CB	5	15	0
1986	Devon Mitchell	S	3	41	0
1987	James Griffin	S	3	130	0
1988	Devon Mitchell	S	3	107	1
	George Jamison	LB	3	56	1
1989	Jerry Holmes	CB	6	77	1
1990	William White	S	5	121	1
1991	Ray Crockett#	CB	6	54	0
1992	Ray Crockett	CB	4	50	0
	Kevin Scott	CB	4	35	0
	Melvin Jenkins	CB	4	34	0
1993	Pat Swilling	LB	3	16	0
1994	Robert Massey	CB	4	25	0
1995	Willie Clay	CB	5	173	0
1996	Ryan McNeil	CB	5	14	0
1997	Mark Carrier	S	5	94	0
1998	Bryant Westbrook	CB	3	49	1
	Mark Carrier	S	3	33	0
	Ron Rice	S	3	82	0
1999	Kurt Schulz	S	7	53	0
2000	Todd Lyght	CB	4	72	1
2001	Chris Claiborne	LB	3	63	0
2002	Dre Bly	CB	6	89	1
2003	Dre Bly	CB	4	107	1
2004	Dre Bly	CB	5	54	0
2005	Jamar Fletcher	CB	3	122	1
2006	Dre Bly	CB	3	13	0
	Terrence Holt	S	3	8	0
2007	Keith Smith	CB	3	64	0
2008	Ryan Nece	LB	1	18	0
	Leigh Bodden	CB	1	2	0
	Corey Smith	DE	1	0	0
	Dwayne White	DE	1	-4	0
2009	Louis Delmas	S	2	130	1
	William James	CB	2	41	1
	Anthony Henry	CB	2	26	0
2010	Alphonso Smith	CB	5	48	0
2011	Chris Houston	CB	5	225	2

TACKLES (SINCE 1973)

Year	Player	Pos	TT	ST	AT
1973	Charlie Weaver	LB	55	—	—
1974	Jim Lastavich	LB	94	—	—
1975	Paul Naumoff	LB	143	—	—
1976	Charlie Weaver	LB	114	—	—
1977	Ed O'Neil	LB	114	71	43
1978	Ed O'Neil	LB	141	85	56
1979	Doug English	DT	122	90	32
1980	Ken Fantetti	LB	130	54	32
1981	Ken Fantetti	LB	148	85	45
1982	Ken Fantetti	LB	71	54	17
1983	Ken Fantetti	LB	132	82	50
1984	Alvin Hall	DB	147	94	53
1985	William Graham	S	113	75	38
1986	Demetrious Johnson	S	112	92	20
1987	Dennis Gibson	LB	82	68	14
1988	Chris Spielman	LB	153	118	35
1989	Chris Spielman	LB	125	89	36
1990	Chris Spielman	LB	108	79	29
1991	Chris Spielman	LB	126	84	42
1992	Chris Spielman	LB	146	94	52
1993	Chris Spielman	LB	148	97	51
1994	Chris Spielman	LB	195	124	71
1995	Chris Spielman	LB	137	90	47
1996	Bennie Blades	S	131	99	32
1997	Stephen Boyd	LB	192	123	69
1998	Stephen Boyd	LB	156	113	43
1999	Stephen Boyd	LB	188	114	74
2000	Stephen Boyd	LB	166	109	57
2001	Chris Claiborne	LB	167	92	75
2002	Chris Claiborne	LB	145	79	66
2003	Earl Holmes	LB	121	80	41
	Brian Walker	S	121	72	49
2004	Earl Holmes	LB	128	83	45
2005	Kenoy Kennedy	S	127	84	43
2006	Ernie Sims	LB	144	86	58
2007	Ernie Sims	LB	134	97	37
2009	Larry Foote	LB	99	70	29
2010	Louis Delmas	S	84	62	22
2011	Stephen Tulloch	LB	111	84	27

SACKS (SINCE 1973)

Year	Player	Pos	Sk	SkY
1973	Larry Hand	DT	11.0	—
1974	Ken Sanders	DE	6.5	—
1975	Larry Hand	DT	7.0	—
1976	Charlie Weaver	LB	7.0	—
1977	Ken Sanders	DE	9.0	—
1978	Al Baker	DE	23.0	206.0
1979	Al Baker	DE	16.0	137.5
1980	Al Baker	DE	18.0	136.5
1981	Dave Purefory	DE	12.0	96.0
1982	Al Baker	DE	8.5	61.0
1983	William Gay	DT	13.5	103.5
1984	William Gay	DE	10.0	72.0
1985	Jimmy Williams	LB	7.5	55.0
1986	Keith Ferguson	DE	9.5	73.0
1987	Michael Cofer	LB	8.5	78.0
1988	Michael Cofer	LB	12.0	88.0
1989	Michael Cofer	LB	9.5	60.0
1990	Michael Cofer	LB	10.0	57.0
1991	Jeff Hunter	DE	6.0	60.0
1992	Tracy Scroggins	LB	7.5	41.0
1993	Robert Porcher	DE	8.5	53.0
1994	Broderick Thomas	LB	7.0	49.5
1995	Henry Thomas	DT	10.5	82.0
1996	Robert Porcher	DE	10.0	71.0
1997	Robert Porcher	DE	12.5	75.5
1998	Robert Porcher	DE	11.5	85.5
1999	Robert Porcher	DE	15.0	106.5
2000	Robert Porcher	DE	8.0	53.0
2001	Robert Porcher	DE	11.0	71.0
2002	Kalimba Edwards	DE	6.5	35.0
2003	James Hall	DE	4.5	24.5
	Robert Porcher	DE	4.5	23.5
2004	James Hall	DE	11.5	74.5
2005	Kalimba Edwards	DE	7.0	35.0
2006	Cory Redding	DT	8.0	48.0
2007	Shaun Rogers	DT	7.0	53.0
2008	Dwayne White	DE	6.5	44.5
2009	Cliff Avril	DE	5.5	37.5
2010	Ndamukong Suh	DT	10.0	47.5
2011	Cliff Avril	DE	11.0	92.0

* NFL Leader; # NFC Leader



TOP PERFORMANCES

PASSING

300-Yard Passing Games (since 1934)

Date	Opp	Player	Yds	Cmp	Att
11/16/47	Was	Clyde LeForce	317	-	-
11/5/50	ChiB	Bobby Layne	374	23	45
9/30/51	Was	Bobby Layne	310	20	26
10/21/51	NYF	Bobby Layne	315	20	44
9/27/53	Pit	Bobby Layne	364	19	37
11/20/55	Chi	Bobby Layne	319	20	32
11/3/63	at SF	Earl Morral	330	24	33
11/17/63	LARm	Earl Morral	312	21	44
11/1/64	LARm	Milt Plum	347	16	24
11/14/76	at NO	Greg Landry	310	27	38
12/9/78	Min	Gary Danielson	352	26	33
10/5/80	at Atl	Gary Danielson	348	23	36
12/14/80	TB	Gary Danielson	360	29	44
10/19/81	Chi	Eric Hipple	336	14	25
11/22/84	GB	Gary Danielson	305	24	33
9/21/86	TB	Eric Hipple	318	31	46
10/19/86	at LARm	Eric Hipple	316	11	20
10/25/87	GB	Chuck Long	362	33	47
9/17/89	at NYG	Bob Gagliano	344	21	31
9/27/92	Chi	Rodney Peete	316	18	27
9/27/92	at Pit	Rodney Peete	323	20	37
11/15/92	TB	Eric Kramer	304	20	32
11/24/94	Buf	Dave Krieg	351	20	29
10/22/95	at Was	Scott Mitchell	327	30	50
11/5/95	at Atl	Scott Mitchell	321	23	50
11/23/95	Min	Scott Mitchell	410	30	45
12/4/95	Chi	Scott Mitchell	320	26	38
12/23/95	at TB	Scott Mitchell	352	26	41
9/22/96	Chi	Scott Mitchell	336	24	34
10/13/96	at Oak	Scott Mitchell	343	31	50
9/7/97	TB	Scott Mitchell	331	29	50
11/14/99	at Arz	Gus Frerotte	375	24	39
11/25/99	Chi	Gus Frerotte	309	29	42
10/14/01	at Min	Charlie Batch	345	31	41
10/21/01	Ten	Charlie Batch	338	25	42
11/8/01	at Arz	Charlie Batch	436	36	62
12/30/01	Chi	Ty Detmer	303	31	51
10/13/02	at Min	Joey Harrington	309	25	41
12/19/04	Min	Joey Harrington	361	25	44
12/04/04	at Ten	Joey Harrington	346	33	49
10/24/06	GB	Jon Kitna	342	25	40
11/05/06	Atl	Jon Kitna	321	20	32
12/3/06	at NE	Jon Kitna	314	22	38
12/31/06	at Dal	Jon Kitna	306	28	42
9/23/07	at Phi	Jon Kitna	446	29	46
11/18/07	NYG	Jon Kitna	377	28	43
12/16/07	at SD	Jon Kitna	302	26	45
11/22/09	Cle	Matthew Stafford	422	26	43
9/19/10	Phi	Shaun Hill	335	25	45
10/03/10	at GB	Shaun Hill	331	34	54
11/14/10	at Buf	Shaun Hill	323	29	50
9/11/11	at TB	Matthew Stafford	305	24	33
9/25/11	at Min	Matthew Stafford	378	32	46
11/13/11	at Chi	Matthew Stafford	329	33	63
11/20/11	Car	Matthew Stafford	335	28	36
12/4/11	at NO	Matthew Stafford	408	31	44
12/18/11	at Oak	Matthew Stafford	391	29	52
12/24/11	SD	Matthew Stafford	373	29	36
11/12	at GB	Matthew Stafford	520	36	59

300-Yard Passing Games

Rk	Player	G	Years
1	Matthew Stafford	9	2009-
2	Scott Mitchell	7	1994-98
3	Jon Kitna	7	2006-08
4	Bobby Layne	5	1950-58
5	Gary Danielson	4	1976-84
6	Eric Hipple	3	1980-89
6t	Joey Harrington	3	2002-05
6t	Shaun Hill	3	2010-
9t	Earl Morral	2	1958-64
9t	Rodney Peete	2	1989-93
9t	Gus Frerotte	2	1999
12t	Clyde LeForce	1	1947-49
12t	Greg Landry	1	1968-78
12t	Milt Plum	1	1962-67
12t	Bob Gagliano	1	1989-90
12t	Chuck Long	1	1986-89, 91, 94
12t	Erik Kramer	1	1991-93
12t	Dave Krieg	1	1994
12t	Ty Detmer	1	2001-03

Most 400-Yard Passing Games

Rk	Player	G	Years
1	Matthew Stafford	3	2009-
2t	Scott Mitchell	1	1994-98
2t	Charlie Batch	1	1998-01
2t	Jon Kitna	1	2006-08

Most 500-Yard Passing Games

Rk	Player	G	Years
1	Matthew Stafford	1	2009-

RUSHING

100-Yard Rushing Games (since 1934)

Date	Opp	Player	Yds	Att
10/28/34	at Cin-Stl	Dutch Clark	194	-
11/4/34	Pit	Dutch Clark	110	-
11/4/34	Pit	Ernie Caddell	137	-
11/1/36	N.Y.	Ace Goutowsky	137	-
11/15/36	N.Y.	Ernie Caddell	153	-
10/30/38	at Chi	Bill Shepherd	152	-
10/8/44	at Bkn	Frank Sinkwich	135	16
11/25/48	ChiC	Camp Wilson	125	19
10/30/49	at GB	Wally Triplett	109	9
9/24/50	Pit	Bobby Layne	118	15
11/23/50	NYV	Bob Hoernschmeyer	198	17
11/18/51	at Phi	Bob Hoernschmeyer	118	14
11/9/52	at Pit	Bob Hoernschmeyer	107	20
10/10/54	LARm	Lew Carpenter	119	14
11/24/55	GB	Lew Carpenter	104	15
10/21/56	SF	Don McIlhenny	120	20
11/22/56	GB	Gene Gedman	103	22
10/6/57	at GB	John Henry Johnson	109	18
11/28/57	GB	John Henry Johnson	105	8
11/26/59	GB	Nick Pteriosante	134	17
10/30/60	at LARm	Dan Lewis	128	14
11/20/60	at Chi	Nick Pteriosante	106	20
12/11/60	Bal	Nick Pteriosante	146	21
12/18/60	Chi	Nick Pteriosante	104	15
10/8/61	Chi	Nick Pteriosante	113	12
10/29/61	at LARm	Nick Pteriosante	112	21
10/27/63	Min	Tom Watkins	102	17
11/3/63	SF	Tom Watkins	106	16
11/25/65	Bal	Amos Marsh	146	23
12/5/65	at SF	Amos Marsh	109	25
9/24/67	Cle	Tom Watkins	115	24
11/12/67	at Min	Mel Farr	197	24
10/13/68	at GB	Mel Farr	138	18
10/20/68	GB	Mel Farr	145	28
11/22/70	SF	Mel Farr	117	15
11/26/70	Oak	Mel Farr	104	20
11/7/71	at Den	Steve Owens	109	16
11/14/71	LARm	Altie Taylor	101	19
9/17/72	NYG	Steve Owens	113	20
11/23/72	NYJ	Altie Taylor	123	15
10/28/73	GB	Altie Taylor	160	23
11/18/73	at Chi	Altie Taylor	106	18
12/15/73	at Mia	Steve Owens	113	27
10/10/76	NE	Horace King	100	32
11/7/76	at Min	Lawrence Gaines	116	22
9/25/77	Buf	Dexter Bussey	137	27
9/25/77	SD	Dexter Bussey	150	24
9/24/78	at Sea	Dexter Bussey	120	20
11/12/78	TB	Horace King	104	12
10/28/79	Buf	Dexter Bussey	139	26
9/7/80	at LARm	Dexter Bussey	111	14
9/7/80	at LARm	Billy Sims	153	22
9/14/80	at GB	Billy Sims	134	20
9/28/80	Min	Billy Sims	157	27
10/26/80	at KC	Billy Sims	155	28
11/16/80	Bal	Billy Sims	126	30
9/20/81	at Min	Billy Sims	112	27
9/27/81	Oak	Billy Sims	133	21
10/11/81	at Den	Billy Sims	185	28
10/19/81	Chi	Rick Kane	101	20
11/8/81	at Was	Billy Sims	159	21
11/15/81	Dal	Billy Sims	119	23
11/22/81	at Chi	Billy Sims	117	22
12/12/81	Min	Billy Sims	110	13
9/19/82	at LARm	Billy Sims	119	25
11/25/82	NYG	Billy Sims	114	26
12/12/82	at GB	Billy Sims	109	29
11/13/83	at Hou	Billy Sims	105	20
11/20/83	at GB	Billy Sims	189	36
11/24/83	Pit	Billy Sims	106	26
12/5/83	Min	Billy Sims	137	23
9/9/84	Atl	Billy Sims	140	20
9/30/84	at SD	Billy Sims	119	14
10/14/84	TB	Billy Sims	100	16
10/21/84	at Min	Billy Sims	103	20
10/20/85	SF	James Jones	116	30
10/27/85	Mia	James Jones	114	36
12/15/85	GB	James Jones	104	23
9/7/86	at Min	James Jones	174	36
10/12/86	at GB	Garry James	140	20
9/24/89	Chi	Barry Sanders	126	18
10/29/89	at GB	Barry Sanders	184	30
11/19/89	at Cin	Barry Sanders	114	18
11/23/89	Cle	Barry Sanders	145	28
12/10/89	at Chi	Barry Sanders	120	26
12/17/89	TB	Barry Sanders	104	21
12/24/89	at Atl	Barry Sanders	158	20
11/4/90	Was	Barry Sanders	104	11
11/22/90	Den	Barry Sanders	147	23
12/10/90	LARd	Barry Sanders	176	25
12/22/90	at GB	Barry Sanders	133	19
9/15/91	Mia	Barry Sanders	143	32
9/24/91	at Ind	Barry Sanders	179	20
9/29/91	TB	Barry Sanders	160	27
10/6/91	Min	Barry Sanders	116	25
11/10/91	at TB	Barry Sanders	118	23
11/24/91	at Min	Barry Sanders	220	23
12/8/91	NYJ	Barry Sanders	114	20



THE RECORDS SECTION

Detroitlions.com
Media.Detroitlions.com

12/22/91	at Buf	Barry Sanders	108	26
9/6/92	at Chi	Barry Sanders	109	19
10/25/92	at TB	Barry Sanders	122	21
11/8/92	Dal	Barry Sanders	108	18
12/22/92	at Cin	Barry Sanders	151	29
12/6/92	at GB	Barry Sanders	114	16
12/20/92	Chi	Barry Sanders	113	20
12/28/92	at SF	Barry Sanders	104	19
9/12/93	at NE	Barry Sanders	148	32
10/3/93	at TB	Barry Sanders	130	22
10/17/93	Sea	Barry Sanders	101	22
11/7/93	TB	Barry Sanders	187	29
12/12/93	at Pho	Derrick Moore	107	20
1/2/94	GB	Eric Lynch	115	30
9/4/94	Atl	Barry Sanders	120	27
9/19/94	at Dal	Barry Sanders	194	40
9/25/94	NE	Barry Sanders	131	18
10/2/94	at TB	Barry Sanders	166	20
10/23/94	Chi	Barry Sanders	167	23
10/30/94	at NYG	Barry Sanders	146	26
11/13/94	TB	Barry Sanders	237	26
12/4/94	GB	Barry Sanders	188	20
12/10/94	at NYJ	Barry Sanders	127	23
12/17/94	Min	Barry Sanders	110	17
9/3/95	at Pit	Barry Sanders	108	21
9/17/95	Arz	Barry Sanders	147	24
10/8/95	Cle	Barry Sanders	157	18
10/15/95	at GB	Barry Sanders	124	18
10/29/95	GB	Barry Sanders	167	22
11/19/95	Chi	Barry Sanders	120	24
11/23/95	Min	Barry Sanders	138	24
9/1/96	at Min	Barry Sanders	163	24
9/8/96	TB	Barry Sanders	125	20
11/3/96	at GB	Barry Sanders	152	20
11/17/96	Sea	Barry Sanders	134	16
11/24/96	at Chi	Barry Sanders	107	21
12/8/96	Min	Barry Sanders	134	20
12/23/96	at SF	Barry Sanders	175	28
9/14/97	at Chi	Barry Sanders	161	19
9/21/97	at NO	Barry Sanders	113	18
9/28/97	GB	Barry Sanders	138	28
10/5/97	at Buf	Barry Sanders	107	25
10/12/97	at TB	Barry Sanders	215	24
10/19/97	NYG	Barry Sanders	105	24
11/2/97	at GB	Barry Sanders	105	23
11/9/97	at Was	Barry Sanders	105	15
11/16/97	Min	Barry Sanders	108	19
11/23/97	Ind	Barry Sanders	216	24
11/27/97	Chi	Barry Sanders	167	19
12/7/97	at Mia	Barry Sanders	137	30
12/14/97	at Min	Barry Sanders	138	19
12/21/97	NYJ	Barry Sanders	184	23
9/13/98	Cin	Barry Sanders	185	26
9/28/98	TB	Barry Sanders	131	27
10/15/98	GB	Barry Sanders	155	25
10/25/98	Min	Barry Sanders	127	24
11/1/98	Arz	Barry Sanders	107	27
11/8/98	at Phi	Barry Sanders	140	20
11/15/98	Chi	Barry Sanders	114	24
12/6/98	at Jax	Barry Sanders	102	18
10/31/99	TB	Greg Hill	123	16
10/1/00	Min	James Stewart	123	20
10/19/00	at TB	James Stewart	116	29
12/17/00	at NYJ	James Stewart	164	37
10/14/01	at Min	James Stewart	108	16
11/22/01	GB	James Stewart	102	14
10/20/02	Chi	James Stewart	172	32
11/10/02	at GB	James Stewart	122	15
12/14/03	at KC	Shawn Bryson	105	18
11/21/04	at Min	Kevin Jones	100	19
12/5/04	Arz	Kevin Jones	196	26
12/12/04	at GB	Kevin Jones	156	33
12/26/04	Chi	Kevin Jones	123	25
10/15/06	Buf	Kevin Jones	127	23
11/5/06	Atl	Kevin Jones	110	26
10/28/07	Chi	Kevin Jones	105	23
12/23/07	KC	T.J. Duckett	102	15
11/16/08	at Car	Kevin Smith	112	24
9/27/09	Was	Kevin Smith	101	16
12/20/09	Arz	Maurice Morris	126	17
12/19/10	at TB	Maurice Morris	109	15
10/10/11	Chi	Jahvid Best	163	12
11/20/11	Car	Kevin Smith	140	16

Most 100-Yard Rushing Games

Rk	Player	G	Years
1	Barry Sanders	76	1989-98
2	Billy Sims	23	1980-84
3	Kevin Jones	7	2004-07
3t	James Stewart	7	2000-03
5	Nick Pietrosante	6	1959-65
6t	Mel Farr	5	1967-73
6t	Dexter Bussey	5	1974-84
8t	Altie Taylor	4	1969-76
8t	James Jones	4	1989-98
10t	Bob Hoernschmeyer	3	1950-55
10t	Steve Owens	3	1970-75
10t	Tom Watkins	3	1962-67
13t	Dutch Clark	2	1934-38
13t	Ernie Caddell	2	1934-38
13t	Amos Marsh	2	1971-74
13t	Lew Carpenter	2	1953-55
13t	John Henry Johnson	2	1957-59

13t	Rick Kane	2	1977-83, 85
13t	Horace King	2	1975-83
13t	Maurice Morris	2	2009-11
21t	Ace Gutowsky	1	1934-38
21t	Bill Shepherd	1	1935-40
21t	Camp Wilson	1	1946-49
21t	Frank Sinkwich	1	1943-44
21t	Gene Gedman	1	1953, 56-58
21t	Dan Lewis	1	1958-64
21t	Wally Triplett	1	1949-50
21t	Bobby Layne	1	1950-58
21t	Don McIlhenny	1	1956
21t	Lawrence Gaines	1	1976-79
21t	Garry James	1	1986-88
21t	Derrick Moore	1	1993-94
21t	Eric Lynch	1	1992-96
21t	Greg Hill	1	1999
21t	Shawn Bryson	1	2003-06
21t	T.J. Duckett	1	2007
21t	Jahvid Best	1	2010-
21t	Kevin Smith	1	2008-2010, 2011-

Most 200-Yard Rushing Games

Rk	Player	G	Years
1	Barry Sanders	6	1989-98

RECEIVING

100-Yard Receiving Games (since 1934)

Date	Opp	Player	Yds	Rec
11/26/44	GB	Dave Diehl	114	-
10/7/45	Chi	John Greene	123	-
11/11/45	Chi	John Greene	120	-
11/27/47	Chi	John Greene	106	-
12/7/47	GB	Ralph Heywood	128	-
10/9/48	Bos	John Greene	106	-
10/31/48	GB	Joe Margucci	100	-
11/14/48	Was	Bob Marz	114	-
11/23/50	NYG	Cloyce Box	123	4
12/3/50	at Bal	Cloyce Box	302	12
9/30/51	Was	Bill Swiacki	121	10
12/7/52	ChiB	Cloyce Box	172	5
10/31/52	at Dal	Cloyce Box	172	5
9/27/53	Pit	Cloyce Box	138	5
10/24/54	at SF	Doak Walker	125	7
11/14/54	SF	Doak Walker	119	2
11/13/55	at Pit	Dave Middleton	102	5
10/6/56	at Bal	Dorne Dibble	106	3
12/2/56	Chi	Dave Middleton	146	7
10/20/57	at Bal	Howard Cassady	113	6
11/3/57	SF	James Doran	150	7
11/17/57	SF	James Doran	137	6
10/5/58	at GB	James Doran	133	4
10/12/58	LARm	James Doran	102	4
11/26/58	GB	James Gibbons	103	3
10/9/60	SF	Gail Cogdill	115	8
10/8/61	Chi	Terry Barr	101	5
10/29/61	at LARm	Gail Cogdill	103	3
11/12/61	at StL	Terry Barr	113	4
12/17/61	Phi	Gail Cogdill	171	7
9/23/62	SF	Gail Cogdill	147	4
9/30/62	at Bal	Terry Barr	153	5
10/21/62	at NYG	Gail Cogdill	106	3
12/2/62	Bal	Gail Cogdill	137	6
12/9/62	Min	Gail Cogdill	103	5
9/29/63	Chi	Gail Cogdill	119	4
10/13/63	Dal	Gail Cogdill	150	4
10/27/63	Min	Terry Barr	101	3
11/3/63	at SF	Terry Barr	135	10
11/10/63	at Bal	Terry Barr	101	7
11/17/63	LARm	Gail Cogdill	107	5
11/24/63	at Min	Terry Barr	119	7
12/8/63	Cle	Terry Barr	118	4
9/13/64	at SF	Terry Barr	108	3
9/13/64	at SF	Gail Cogdill	116	6
9/19/64	at LARm	Terry Barr	109	7
10/4/64	NYG	Terry Barr	118	3
10/23/64	at SF	Pat Studstill	128	7
11/1/64	LARm	Gail Cogdill	165	7
11/22/64	MIN	Terry Barr	165	7
12/13/64	SF	James Gibbons	161	4
10/17/65	GB	Terry Barr	112	5
10/31/65	at LARm	Terry Barr	103	3
10/9/66	at LARm	Pat Studstill	142	6
10/16/66	GB	Pat Studstill	141	6
11/6/66	at Chi	Pat Studstill	164	7
11/13/66	at Min	Pat Studstill	125	7
10/1/67	at St.L	Pat Studstill	116	9
9/15/68	at Dal	Pat Studstill	107	5
12/8/68	at Atl	Earl McCullough	142	6
12/15/68	at Was	Bill Gambrell	105	4
11/16/69	StL	Charlie Sanders	133	10
10/18/70	at Cle	Earl McCullough	117	5
10/17/71	at Hou	Larry Walton	158	4
9/17/72	at NVG	Altie Taylor	122	4
10/8/72	at Atl	John Hilton	130	7
10/22/72	SD	Ron Jessie	102	3
9/16/73	at Pit	Larry Walton	101	7
10/6/74	at LARm	Ron Jessie	131	3
10/20/74	at Min	Ron Jessie	149	6
10/27/74	GB	Ron Jessie	116	10
10/19/75	Chi	Charlie Sanders	146	7
12/7/75	Chi	Ray Jarvis	100	6
		Marlin Briscoe	119	5



THE RECORDS SECTION

Detroitlions.com

Media.Detroitlions.com

10/31/76	GB	Ray Jarvis	163	6	11/25/99	Was	Germane Crowell	122	5
11/14/76	at NO	Ray Jarvis	111	5	12/12/99	at TB	Johnnie Morton	107	7
11/12/78	TB	David Hill	106	7	12/19/99	at Chi	Johnnie Morton	100	8
11/17/79	TB	Freddie Scott	148	9	1/2/00	at Min	Johnnie Morton	128	10
10/5/80	at Atl	Freddie Scott	107	7	1/20/00	at Min	Germane Crowell	120	9
12/14/80	TB	Leonard Thompson	106	5	11/30/00	at Min	Larry Foster	106	8
10/19/81	Chi	Freddie Scott	110	3	9/9/01	at GB	Johnnie Morton	111	5
10/19/81	Chi	Leonard Thompson	118	3	9/23/01	at Cle	Johnnie Morton	100	6
11/8/81	at Was	Freddie Scott	156	8	10/14/01	at Min	Germane Crowell	125	9
9/19/82	at LARm	Billy Sims	103	3	10/21/01	Ten	Johnnie Morton	113	9
11/19/82	Min	Leonard Thompson	161	8	11/18/01	at Arz	Johnnie Morton	107	9
9/11/83	Cle	Leonard Thompson	179	8	11/10/02	at Arz	Az-Zahir Hakim	143	7
9/25/83	at Min	Mark Nichols	100	7	12/29/02	Min	Bill Schroeder	132	6
10/21/84	at Min	Mark Nichols	117	5	9/26/04	Phi	Roy Williams	135	9
11/4/84	Phi	Ken Jenkins	128	8	11/7/04	Was	Az-Zahir Hakim	120	7
11/22/84	at GB	Mark Nichols	108	4	12/19/04	Min	Az-Zahir Hakim	108	4
10/6/05	at GB	Jeff Chadwick	112	7	12/19/04	Min	Roy Williams	139	9
10/27/85	Mia	Leonard Thompson	133	6	10/16/05	Car	Marcus Pollard	105	3
11/28/85	NYJ	Leonard Thompson	115	7	11/6/05	at Min	Scottie Vines	109	9
12/15/85	GB	Carl Bland	109	7	11/13/05	Arz	Roy Williams	117	7
12/22/85	Chi	Pete Mandley	127	5	12/24/05	at NO	Roy Williams	111	4
12/22/85	Chi	Leonard Thompson	101	9	9/24/06	GB	Roy Williams	138	9
9/21/86	TB	Jeff Chadwick	106	6	10/1/06	at StL	Roy Williams	139	9
11/2/86	Cin	Jeff Chadwick	100	6	10/15/06	Buf	Roy Williams	161	10
11/16/86	at Phi	Jeff Chadwick	139	5	10/22/06	at NYJ	Mike Furrey	109	9
11/27/86	GB	Jeff Chadwick	121	6	11/5/06	Atl	Roy Williams	138	6
9/20/87	at LARd	Pete Mandley	110	7	11/23/06	Mia	Roy Williams	126	6
10/2/88	at SF	Pete Mandley	116	7	12/3/06	at NE	Mike Furrey	123	9
9/17/89	at NYG	Richard Johnson	172	9	12/24/06	Chi	Mike Furrey	107	10
10/1/89	Pit	Robert Clark	124	6	12/31/06	at Dal	Roy Williams	104	11
11/5/89	at Hou	Robert Clark	141	6	12/31/06	at Dal	Mike Furrey	102	11
12/31/89	NO	Richard Johnson	248	8	9/16/07	Min	Roy Williams	111	7
12/24/89	at Atl	Richard Johnson	135	7	9/23/07	at Phi	Roy Williams	204	9
9/9/90	TB	Robert Clark	117	6	11/18/07	NVG	Shaun McDonald	113	7
10/14/90	at KC	Barry Sanders	135	5	11/18/07	NVG	Roy Williams	106	6
10/28/90	at NO	Robert Clark	127	6	12/16/07	at SD	Calvin Johnson	102	5
9/8/91	GB	Robert Clark	143	10	9/7/08	at Atl	Calvin Johnson	107	7
11/10/91	at TB	Brett Perriman	127	6	9/14/08	GB	Calvin Johnson	129	6
9/6/92	at Chi	Willie Green	114	5	10/19/08	at Hou	Calvin Johnson	154	2
9/27/92	TB	Brett Perriman	117	9	12/14/08	at Ind	Calvin Johnson	110	10
12/15/92	at Min	Brett Perriman	128	8	12/28/08	at GB	Calvin Johnson	102	6
10/25/92	at TB	Herman Moore	108	3	10/4/09	at Chi	Calvin Johnson	133	8
11/15/92	at Pit	Willie Green	115	6	11/22/09	Cle	Calvin Johnson	161	7
12/6/92	at GB	Herman Moore	114	8	12/6/09	at Cin	Calvin Johnson	123	6
12/20/92	Chi	Herman Moore	108	3	9/19/10	Phi	Jahvid Best	154	9
9/6/93	Atl	Herman Moore	113	4	9/19/10	Phi	Brandon Pettigrew	108	5
9/26/93	Pho	Willie Green	102	6	10/17/10	at NYG	Calvin Johnson	146	5
10/24/93	at LARm	Herman Moore	120	6	10/31/10	Was	Calvin Johnson	101	9
10/31/93	at Min	Herman Moore	113	3	11/7/10	NYJ	Nate Burleson	113	7
10/30/94	at NYG	Herman Moore	106	9	11/14/10	at Buf	Calvin Johnson	128	10
11/6/94	at GB	Herman Moore	151	8	12/19/10	at TB	Calvin Johnson	152	10
11/20/94	at Chi	Brett Perriman	120	6	9/25/11	at Min	Calvin Johnson	108	7
12/24/94	Buf	Herman Moore	169	9	9/25/11	at Min	Brandon Pettigrew	112	11
9/5/95	at Pit	Herman Moore	131	10	10/10/11	Chi	Calvin Johnson	130	5
9/17/95	Arz	Brett Perriman	114	7	10/16/11	SF	Calvin Johnson	113	7
9/25/95	SF	Brett Perriman	115	9	10/23/11	Atl	Calvin Johnson	115	5
10/8/95	Cle	Herman Moore	125	9	10/30/11	at Den	Calvin Johnson	125	6
10/22/95	at Was	Herman Moore	102	10	12/18/11	at Oak	Calvin Johnson	214	9
10/22/95	at Was	Brett Perriman	117	6	12/24/11	SD	Calvin Johnson	102	4
10/29/95	GB	Herman Moore	145	6	11/1/12	at GB	Calvin Johnson	244	11
11/5/95	at Atl	Herman Moore	176	9	1/1/12	at GB	Brandon Pettigrew	116	7
11/12/95	TB	Herman Moore	104	9					
11/12/95	TB	Brett Perriman	125	10					
11/19/95	at Chi	Brett Perriman	142	12					
11/23/95	Min	Herman Moore	127	9					
11/23/95	Min	Johnnie Morton	102	7					
11/23/95	Min	Brett Perriman	153	12					
12/4/95	Chi	Herman Moore	183	14					
12/10/95	at Hou	Herman Moore	105	7					
12/10/95	at Hou	Brett Perriman	128	6					
12/23/95	at TB	Herman Moore	105	10					
12/23/95	at TB	Brett Perriman	135	5					
9/1/96	at Min	Herman Moore	157	12					
9/22/96	Chi	Johnnie Morton	174	7					
9/29/96	at TB	Herman Moore	104	9					
10/6/96	Atl	Herman Moore	107	3					
10/13/96	at Oak	Herman Moore	109	10					
10/13/96	at Oak	Johnnie Morton	109	8					
11/28/96	KC	Brett Perriman	131	8					
12/15/96	Min	Herman Moore	126	9					
8/31/97	Atl	Herman Moore	115	7					
9/7/97	TB	Johnnie Morton	102	4					
9/7/97	TB	Barry Sanders	102	7					
9/21/97	NO	Herman Moore	111	11					
9/28/97	GB	Herman Moore	105	6					
10/5/97	at Buf	Herman Moore	116	8					
10/12/97	at TB	Herman Moore	120	5					
11/17/97	Min	Herman Moore	130	10					
11/23/97	Chi	Johnnie Morton	120	7					
12/7/97	at Mia	Johnnie Morton	171	9					
9/6/98	at GB	Herman Moore	100	9					
10/4/98	at Chi	Johnnie Morton	138	2					
11/1/98	Arz	Johnnie Morton	115	7					
11/15/98	Chi	Johnnie Morton	109	5					
11/28/98	Pit	Herman Moore	148	6					
12/6/98	at Jax	Herman Moore	116	7					
12/27/98	at Bal	Herman Moore	120	10					
9/12/99	at Sea	Germane Crowell	141	7					
9/19/99	GB	Johnnie Morton	118	4					
11/7/99	StL	Germane Crowell	163	8					
11/14/99	at Arz	Germane Crowell	142	5					
11/14/99	at Arz	Johnnie Morton	110	4					
11/21/99	at GB	Germane Crowell	112	8					

Most 100-Yard Receiving Games

Rk	Player	G	Years
1	Herman Moore	34	1991-01
2	Calvin Johnson	21	2007-11
3	Johnnie Morton	18	1994-01
4	Terry Barr	15	1957-65
5	Brett Perriman	14	1991-96
6	Roy Williams	13	2004-09
8	Gail Cogdill	12	1960-68
9t	Pat Studstill	7	1961-67
9t	Leonard Thompson	7	1975-86
9t	Germane Crowell	7	1998-02
12t	Cloyce Box	5	1949-50, 52-54
12t	Jeff Chadwick	5	1983-89
14t	John Greene	5	1944-50
14t	James Doran	4	1951-59
14t	Ron Jessie	4	1971-74
14t	Freddie Scott	4	1978-83
14t	Robert Clark	4	1989-91
14t	Mike Furrey	4	2006-08
20t	Ray Jarvis	4	1974-78
20t	Mark Nichols	3	1981-87
20t	Richard Johnson	3	1989-90
20t	Willie Green	3	1991-93
20t	Az-Zahir Hakim	3	2002-04, 06
20t	Brandon Pettigrew	3	2009-
26t	Doak Walker	2	1950-55
26t	Dave Middleton	2	1955-60
26t	James Gibbons	2	1958-68
26t	Earl McCullough	2	1968-73
26t	Charlie Sanders	2	1968-77
26t	Larry Walton	2	1969-76
26t	Pete Mandley	2	1984-88
26t	Barry Sanders	2	1989-98
34t	Ralph Heywood	1	1947
34t	Bill Gambrell	1	1968
34t	Dave Diehl	1	1939-40, 44-45
34t	Joe Margucci	1	1947-48
34t	Bob Mann	1	1948-49
34t	Dome Dibble	1	1951, 53-57
34t	Bill Swacki	1	1951-52



THE RECORDS SECTION

Detroitlions.com
Media.Detroitlions.com

34t	Howard Cassady	1	1956-61, 63
34t	Altie Taylor	1	1969-76
34t	John Hilton	1	1972-73
34t	Marlin Briscoe	1	1975-76
34t	David Hill	1	1976-82
34t	Billy Sims	1	1980-84
34t	Ken Jenkins	1	1983-84
34t	Carl Bland	1	1984-88
34t	Larry Foster	1	2000-02
34t	Bill Schroeder	1	2002-03
34t	Scottie Vines	1	2004-05
34t	Marcus Pollard	1	2005-06
34t	Shaun McDonald	1	2007-08
34t	Jahvid Best	1	2010-
34t	Nate Burleson	1	2010-

200-Yard Receiving Games

Rk	Player	G	Years
1t	Cloyce Box	2	1949-50, 52-54
1t	Calvin Johnson	2	2007-
3t	Richard Johnson	1	1989-90
3t	Roy Williams	1	2004-08

Most 300-Yard Receiving Games

Rk	Player	G	Years
1	Cloyce Box	1	1949-50, 52-54



THE LAST TIME...

RUSHING

150-199 YDS

Lions J. Best, 163 vs. Chi 10/10/11
Opp A. Peterson, 160 at Min 9/26/10

200+ YDS

Lions B. Sanders, 216 vs. Ind 11/23/97
Opp M. Turner 220 at Atl 9/7/08

RUN OF 75+ YDS

Lions J. Best, 88t vs. Chi 10/10/11
Opp A. Peterson, 80t at Min 9/26/10

THREE RUSHING TD

Lions J. Stewart, at TB 10/19/00
Opp L. McCoy vs. Phi 9/19/10

FOUR RUSHING TD

Lions B. Sanders, at Min 11/24/91
Opp Never Happened

30-34 ATTEMPTS

Lions K. Jones, 33 at GB 12/12/04
Opp C. Portis, 34 vs. Was 11/7/04

35-39 ATTEMPTS

Lions J. Stewart, 37 at NYJ 12/17/00
Opp C. Benson, 36 at Cin 12/6/09

40+ ATTEMPTS

Lions B. Sanders, 40 at Dal (OT) 9/19/94
Opp Never Happened

300+ YDS TEAM RUSHING

Lions 330, at LaRm 9/7/80
Opp 308 at Bal 12/13/09

100+ YDS IN ONE HALF

Lions J. Best, 151 vs. Chi 10/10/11
Opp J. Webb, 109 vs. Min 12/11/11

RECEIVING

200-299 YDS

Lions C. Johnson 244 at GB 1/1/12
Opp S. Rice, 201 at Min 11/15/09

300+ YDS

Lions C. Box, 302 vs. Bal 12/3/50
Opp J. Benton, 303 vs. Cle 11/22/45

TWO 100-YD RECEIVERS

Lions C. Johnson 108 and B. Pettigrew 116 at GB 1/1/12
Opp D. Driver, 111 and G. Jennings, 101 at GB 12/28/08

THREE 100-YD RECEIVERS

Lions B. Perriman, 153; H. Moore, 127; J. Morton, 102 vs. MIN 11/23/95
Opp Never Happened

BACK-TO-BACK 100-YD GAMES

Lions C. Johnson 102 vs. SD 12/24/11 and 244 at GB 1/1/12
Opp M. Forte, 151 at Chi 9/12/10 and D. Jackson, 135 vs. Phi 9/19/10

THREE-STRAIGHT 100-YD GAMES

Lions C. Johnson, 214 at Oak 12/18/11, 102 vs. SD 12/24/11 and 244 at GB 1/1/12
Opp M. Massaquoi, 115 vs. Cle 11/22/09; D. Driver, 142 vs. GB 11/26/2009 and C. Ochocinco, 137 at Cin 12/6/2009

FOUR STRAIGHT 100-YD GAMES

Lions C. Johnson 130 vs. Chi 10/9/11; 113 vs. SF 10/16/11; 115 vs. Atl 10/23/11; 125 at Den 10/30/11
Opp S. Rice, 201 at Min 11/15/09; M. Massaquoi, 115 vs. Cle 11/22/09; D. Driver, 142 vs. GB 11/26/2009 and C. Ochocinco, 137 at Cin 12/6/2009

75+ YD RECEPTION

Lions C. Johnson, 87t at NYG 10/17/10
Opp D. Branch, 79t vs. NE 11/25/10

10-11 RECEPTIONS

Lions C. Johnson, 11 at GB 1/1/12
Opp P. Harvin, 10 vs. Min 12/11/11

12+ RECEPTIONS

Lions H. Moore, 12 at Min 9/1/96
Opp D. Amendola 12 vs. StL 10/10/10

THREE TD RECEPTIONS

Lions C. Johnson vs. Wash 10/31/10
Opp M. Jones-Drew vs. Jax 11/9/08

FOUR TD RECEPTIONS

Lions C. Box, at Bal 12/3/50
Opp P. Warfield, at Mia 12/15/73

COMBINED YARDS

100-YD RUSHER, 100-YD RECEIVER

Lions J. Best 163 (rush), C. Johnson 130 (rec) vs. Chi 10/10/11
Opp L. McCoy 120 (rush), D. Jackson 135 (rec) vs. Phi 9/19/10

300-YARD PASSER, 100-YD RUSHER, 100-YD RECEIVER

Lions J. Kitna 321 (pass), K. Jones 110 (rush), R. Williams 138 (rec) vs. Atl 11/5/06
Opp B. Favre 344 (pass), A. Peterson 133 (rush), S. Rice 201 (rec) at Min 11/15/09

PASSING

40-49 ATTEMPTS

Lions M. Stafford, 44 at NO 12/4/11
Opp C. Palmer, 40 at Oak 12/18/11

50-59 ATTEMPTS

Lions M. Stafford, 59 at GB 1/1/12
Opp P. Rivers, 53 vs. SD 12/24/11

60+ ATTEMPTS

Lions M. Stafford, 63 at Chi 11/13/11
Opp C. Miller, 66 at Atl 12/24/89

30-34 COMPLETIONS

Lions M. Stafford, 36 at NO 12/4/11
Opp M. Flynn, 31 at GB 1/1/12

35-39 COMPLETIONS

Lions M. Stafford, 36 at GB 1/1/12
Opp M. Hasselbeck, 39 at Sea 11/8/09

40+ COMPLETIONS

Lions Never Happened
Opp J. Rutledge, 43 vs. WAS 11/4/90

300-399 YDS

Lions M. Stafford, 373 vs. SD 12/24/11
Opp C. Palmer, 367 at Oak 12/18/11

400+ YDS

Lions M. Stafford, 520 at GB 1/1/12
Opp M. Flynn, 480 at GB 1/1/12

THREE TD PASSES

Lions M. Stafford, vs. SD 12/24/11
Opp D. Brees, at NO 12/4/11

FOUR TD PASSES

Lions M. Stafford, at Oak 12/18/11
Opp T. Brady, vs. NE 11/25/10

FIVE+ TD PASSES

Lions M. Stafford, 5 at GB 1/1/12
Opp M. Flynn, 6 at GB 1/1/12

FIVE INTERCEPTIONS

Lions M. Stafford, at Seattle 11/8/09
Opp T. Kramer, vs. Min 9/28/80

SIX INTERCEPTIONS

Lions B. Layne, at Cle (NFL Championship) 12/26/54
Opp J. Brodie, vs. SF 11/4/73

SEVEN+ INTERCEPTIONS

Lions Ty Detmer, at Cle 9/23/01
Opp Never Happened

TD OFF A HALFBACK PASS

Lions J. Jones to G. Danielson, 22t vs. Phi 11/4/84
Opp C. Portis to L. Coles, 15t vs. Was 11/7/04

TD OFF FLEA FLICKER

11/24/94 D. Krieg to H. Moore (handoff to B. Sanders) 51t vs. BUF

DEFENSE

SHUTOUT

Lions at TB, 9/29/96
Opp at GB, 10/18/09

SAFETY

Lions P. Lee tackled in end zone at GB 1/1/12
Opp A. Smith sacked Stafford in end zone vs. SF 10/16/11

FUMBLE RECOVERED IN END ZONE FOR TD

Lions S. Tulloch vs. Min 12/11/11 (Vikings QB C. Ponder fumble)
Opp B. Leber at Min 10/8/06 (Lions QB J. Kitna fumble)

FUMBLE RETURN TD

Lions C. Avril, 24 at Den 10/30/11
Opp A. Curry, 6 at Oak 12/18/11

INTERCEPTION RETURN TD

Lions C. Avril, 4 vs. SD 12/24/11
Opp C. Tillman, 44 at Chi 11/13/11

70+ YD INTERCEPTION RETURN

Lions C. Houston, 100t at Den 10/30/11
Opp M. Anderson, 78 vs. GB 9/22/02

THREE INTERCEPTIONS

Lions K. Shultz, at Chi 9/24/00
Opp B. Williams, at Min 11/23/03

FOUR INTERCEPTIONS

Lions D. Doll, vs. ChiC 10/23/49
Opp B. Dillon, vs. GB 11/26/53

THREE SACKS

Lions D. White, 3.0 vs. TB 10/21/07
Opp J. Allen, 3.0 vs. Min. 12/11/11

FOUR SACKS

Lions K. Ferguson, 4.0 at Phi 11/16/86
Opp K. Williams, 4.0 at Min 10/12/08



THE RECORDS SECTION

Detroitlions.com
Media.Detroitlions.com

FIVE+ SACKS

Lions W. Gay, 5.5 at TB 9/4/83
Opp Never Happened

RUSHING LESS THAN 50 YDS

Lions 20, at Min 9/25/11
Opp 47, vs. Den 11/4/07

FORCED FOUR TURNOVERS

Lions Car 11/20/11
Opp at Car 11/16/08

FORCED FIVE OR MORE TURNOVERS

Lions 5, vs. GB 11/27/03
Opp 6, at Chi 11/13/11

SPECIAL TEAMS

FOUR FIELD GOALS

Lions J. Hanson at Min 9/25/11
Opp M. Crosby vs. GB 10/18/09

FIVE FIELD GOALS

Lions J. Hanson, vs. GB 11/27/03
Opp J. Feely, at Atl 12/22/02

SIX FIELD GOALS

Lions J. Hanson vs. MIN 10/17/99
Opp Never Happened

50-54 YD FIELD GOAL

Lions J. Hanson, 50 vs. SD 12/24/11
Opp S. Janikowski, 51 at Oak 12/18/11

55-59 YD FIELD GOAL

Lions D. Rayner, 55 vs. Min 1/2/11
Opp D. Akers, 55 vs. SF 10/16/11

60+ YD FIELD GOAL

Lions Never Happened
Opp T. Dempsey, 63 at NO 11/8/70 (NFL record)

KICKED GAME-WINNING FG (4TH QUARTER/OT)

Lions J. Hanson, 32 yds (OT) at Min 9/25/11
Opp N. Folk, 30 yds vs. NYJ (OT) 11/7/10

FIELD GOAL BLOCKED

Lions N. Suh at Oak 12/18/11
Opp G. Sensabaugh vs. Jax 11/9/08

FG BLOCK RETURN TD

Lions S. Rogers block, Bracy Walker 92t at Chi 9/12/04
Opp D. Mitchell, 69t, vs. Ten 10/21/01

MISSED PAT

Lions N. Suh, vs. NYJ 11/7/10
Opp M. Vanderjagt, vs. Ind 11/25/04

EXTRA POINT BLOCK

Lions J. DeVries (R. Longwell kick) vs. Min 10/8/06
Opp I. Idonije (J. Hanson kick) vs. Chi 9/30/07

TD OFF FAKE FG

Lions J. Reed to Ed O'Neil, 32t, vs. ATL 9/19/76
Opp J. Brown to D. Fells, 36t, vs. STL 11/1/09

PUNTED 10-11 TIMES

Lions N. Harris, 10 vs. Was 11/7/04
Opp D. Stryzinski, 10 vs. ATL 11/12/00

12+ PUNTS

Lions W. Summers, 12 at SF 10/23/77
Opp C. Kinscherf, 14 vs. NYG 11/7/43

15+ PUNTS COMBINED

Lions N. Harris, 8-354 (44.3) vs. GB 12/12/10
Opp T. Masthay 8-404 (50.5) vs. GB 12/12/10

BLOCKED PUNT

Lions C. FitzSimmons vs. KC 12/3/07
Opp W. Harris vs. Was 11/7/04

BLOCKED PUNT TD RETURN

Lions B. Blades, vs. GB 11/1/92
Opp W. Harris, vs. Was 11/7/04

PUNT RETURN TD

Lions E. Drummond, 83t at Jax 11/14/04
Opp D. Hester, 82t at Chi 11/13/11

PUNT RETURN 50-59 YDS

Lions E. Drummond, 55t at Jax 11/14/04
Opp M. Sherels, 53 at Min 9/25/11

PUNT RETURN 60-69 YDS

Lions D. Howard, 68t vs. Was 12/5/99
Opp James Thrash, 62 at Was 10/7/07

PUNT RETURN 70-79 YDS

Lions S. Logan, 71 vs. Was 10/31/10
Opp C. Smith 70t vs. TB 11/23/08

PUNT RETURN 80-89 YDS

Lions E. Drummond, 83t at Jax 11/14/04
Opp D. Hester, 82t at Chi 11/13/11

PUNT RETURN 90+ YDS

Lions D. Howard, 95t at NO 9/3/00
Opp B. McCann 97t at Dal 11/21/10

KICKOFF RETURN TD

Lions S. Logan, 105 vs. Was 10/31/10
Opp K. Pilares, 101 vs. Car 11/20/11

KICKOFF RETURN 70-79 YDS

Lions A. Cason, 74 vs. GB 11/22/07
Opp S. Stroughter, 78 at TB 9/11/11

KICKOFF RETURN 80-89 YDS

Lions A. Brown, 87 at NO 9/3/09
Opp J. Azumah, 89t at Chi 10/26/03

KICKOFF RETURN 90+ YDS

Lions E. Drummond, 92t at Min 11/21/04
Opp B. Banks, 96t vs. Was 10/31/10

KICKOFF RETURN 100+ YDS

Lions S. Logan, 105t vs. Was 10/31/10
Opp K. Pilares, 101t vs. Car 11/20/11

TEAM

SCORED 40-49 POINTS

Lions 41 at GB 11/1/12
Opp 45 at GB 11/1/12

SCORED 50-59 POINTS

Lions 55 vs. Chi 11/27/97
Opp 51 at SD 12/16/07

SCORED 60+ POINTS

Lions Never Happened
Opp 65, at LaRm 10/29/50

TD ON FIRST OFFENSIVE PLAY

Lions A. Hakim 64-yd pass from J. Harrington, at GB 11/10/02
Opp K. Robinson 80-yd pass from B. Johnson, vs. Min 12/4/05

TD ON OPENING DRIVE

Lions T. young 8-yd. pass from Stafford at GB 11/1/12
Opp D. Driver 29-yd. pass from A. Rodgers at GB 10/3/10

OVERTIME WIN

Lions at Min 9/25/11
Opp NYJ, 23-20 11/7/10

400-499 YDS NET OFFENSE

Lions 440 vs. SD 12/24/11
Opp 477 at Oak 12/18/11

500-599 YDS NET OFFENSE

Lions 575 at GB 11/1/12
Opp 550 at GB 11/1/12

600+ YDS TOTAL NET OFFENSE

Lions Never Happened
Opp 676, vs. WAS 11/4/90

20-24 FIRST DOWNS

Lions 24 vs. SD 12/24/11
Opp 20 vs. SD 12/24/11

25+ FIRST DOWNS

Lions 32 at GB 11/1/12
Opp 27 at GB 11/1/12

FOUR CONSECUTIVE WINS

48-3 vs. KC 9/18/11; 26-23 (OT) at Min 9/25/11; 34-30 at Dal 10/2/11; 24-13 vs. Chi 10/10/11

FIVE CONSECUTIVE WINS

27-20 at TB 9/11/11; 48-3 vs. KC 9/18/11; 26-23 (OT) at Min 9/25/11; 34-30 at Dal 10/2/11; 24-13 vs. Chi 10/10/11

SIX CONSECUTIVE WINS

24-17 at Chi 11/19/44-38 vs. MIN 11/23/95; 27-7 vs. Chi 12/2/95; 24-17 at Hou 12/10/95; 44-0 vs. vs. Jax 12/17/95; 37-10 at TB 12/23/95

SEVEN CONSECUTIVE WINS

27-24 vs. TB 11/12/9524-17 at Chi 11/19/95; 44-38 vs. MIN 11/23/95; 27-7 vs. Chi 12/4/95; 24-17 at Hou 12/10/95; 44-0 vs. JAX 12/17/95; 37-10 at TB 12/23/95

EIGHT CONSECUTIVE WINS

3-0 at GB 10/7/34; 10-0 at CHIC 10/14/34; 24-0 vs. Bos 10/17/34; 28-0 vs. BKN 10/22/34; 38-0 at StL 10/28/34; 40-7 vs. PIT 11/4/34; 17-13 vs. Chic 11/11/34; 40-7 vs. STL 11/18/34

NINE CONSECUTIVE WINS

7-3 vs. GB 12/12/10; 23-20 (ot) at TB 12/19/10; 34-27 at Mia 12/26/10; 20-13 vs. Min 1/2/10; 27-20 at TB 9/11/11; 48-3 vs. KC 9/18; 26-23 (ot) at Min 9/25/11; 34-30 at Dal 10/2/11; 24-13 vs. Chi 10/10/11

10 CONSECUTIVE WINS

9-0 vs. NY 9/23/34; 6-0 at CHIC 9/30/34; 3-0 at GB 10/7/34; 10-0 at Phi 10/14/34; 24-0 vs. BOS 10/17/34; 28-0 vs. BKN 10/22/34; 38-0 at Cin-StL 10/28/34; 40-7 vs. PIT 11/4/34; 17-13 vs. CHIC 11/11/34; 40-7 vs. STL 11/18/34

SCORELESS FIRST HALF

Det vs. GB 11/24/11

SCORELESS GAME

Det at NYG 11/7/43

2012 DETROIT LIONS
COACHING & SERIES RECORDS





LIONS

COACHING & SERIES RECORDS

Detroitlions.com
Media.Detroitlions.com

DETROIT LIONS YEAR-BY-YEAR RESULTS

PORTSMOUTH SPARTANS (1930-1933)

Year	Coach	Regular Season					Home					Road					Post				
		G	W	L	T	Pct	PF	PA	W	L	T	W	L	T	W	L	W	L	T		
1930	Tubby Griffin	14	5	6	3	.455	176	161	5	1	2	0	5	1							
1931	Potsky Clark	14	11	3	0	.786	175	77	7	0	0	4	3	0							
1932	Potsky Clark	12	6	2	4	.750	116	71	2	0	2	4	2	2							
1933	Potsky Clark	11	6	5	0	.545	128	87	4	1	0	2	4	0							
Totals		51	28	16	7	.636	595	396	18	2	4	10	14	3	0	0	0	0	0	0	0

DETROIT LIONS (SINCE 1934)

Year	Coach	Regular Season					Home					Road					Post W L					Div. Finish
		G	W	L	T	Pct	PF	PA	W	L	T	W	L	T	W	L	T					
1934	Potsy Clark	13	10	3	0	.769	238	59	6	2	0	4	1	0					2nd Western			
1935	Potsy Clark	12	7	3	2	.700	191	111	5	0	1	2	3	0	1	0			NFL Champions			
1936	Potsy Clark	12	8	4	0	.667	235	102	5	1	0	3	3	0					3rd NFL Western			
1937	Dutch Clark	11	7	4	0	.636	180	105	4	2	0	3	2	0					3rd NFL Western			
1938	Dutch Clark	11	7	4	0	.636	119	108	4	3	0	3	1	0					2nd NFL Western			
1939	Gus Henderson	11	6	5	0	.545	145	150	4	2	0	2	3	0					3rd NFL Western			
1940	Potsy Clark	11	5	5	1	.500	138	153	3	3	0	2	2	1					1st NFL Western			
1941	Bill Edwards	11	4	6	1	.400	121	195	3	2	0	1	4	1					3rd NFL Western			
1942	Bill Edwards#	11	0	11	0	.000	38	263	0	7	0	0	4	0					5th NFL Western			
1943	Gus Dorais	10	3	6	1	.333	178	238	2	2	1	1	4	0					3rd NFL Western			
1944	Gus Dorais	10	6	3	1	.667	216	151	3	2	0	3	1	1					2nd NFL Western			
1945	Gus Dorais	10	7	3	0	.700	195	134	3	1	0	4	2	0					2nd NFL Western			
1946	Gus Dorais	11	13	0	0	.909	352	310	1	0	0	4	2	0					5th NFL Western			
1947	Gus Dorais	12	3	9	0	.250	231	305	2	4	0	1	5	0					5th NFL Western			
1948	Bo McMillin	12	2	10	0	.167	200	407	2	4	0	0	6	0					5th NFL Western			
1949	Bo McMillin	12	4	8	0	.333	237	259	2	4	0	2	4	0			3	2	0	4th NFL Western		
1950	Bo McMillin	12	6	6	0	.500	321	295	4	2	0	2	4	0			2	3	0	4th NFL Western		
1951	Buddy Parker	12	7	4	1	.636	336	259	3	3	1	4	1	0			4	1	1	2nd NFL Western		
1952	Buddy Parker	12	9	3	0	.750	344	192	5	1	0	4	2	0			2	0	6	0	NFL Champions	
1953	Buddy Parker	12	10	2	0	.833	271	205	5	1	0	5	1	0			1	0	4	1	NFL Champions	
1954	Buddy Parker	12	9	2	1	.818	337	189	5	0	4	2	0	0			0	1	0	1	NFL Runner-up	
1955	Buddy Parker	12	3	9	0	.250	230	275	2	4	0	1	5	0			4	2	0		6th NFL Western	
1956	Buddy Parker	12	9	3	0	.750	300	188	5	1	0	4	2	0			4	2	0		2nd NFL Western	
1957	George Wilson	12	8	4	0	.667	251	231	5	1	0	3	3	0			2	0	3	0	NFL Champions	
1958	George Wilson	12	4	7	1	.364	261	276	2	4	0	2	3	1			3	3	0		5th NFL Western	
1959	George Wilson	12	3	8	1	.273	203	275	2	4	0	1	4	1			4	2	1		5th NFL Western	
1960	George Wilson	12	7	5	0	.583	235	212	5	1	0	2	4	0			2	3	1		2nd NFL Western	
1961	George Wilson	14	8	5	1	.615	270	258	2	5	0	6	0	0			1	4	1		2nd NFL Western	
1962	George Wilson	14	11	3	0	.786	315	177	7	0	0	4	3	0							2nd NFL Western	
1963	George Wilson	14	5	8	1	.385	326	265	3	3	1	2	5	0			2	3	0		4th NFL Western	
1964	George Wilson	14	7	5	2	.583	280	260	3	3	1	4	2	1			3	1	1		1st NFL Western	
1965	Harry Gilmer	14	6	7	1	.462	257	295	2	4	1	4	3	0			1	4	0		6th NFL Western	
1966	Harry Gilmer	14	4	9	1	.308	206	317	3	4	0	1	5	1			0	4	1		6th NFL Western	
1967	Joe Schmidt	14	5	7	2	.417	260	232	3	4	0	2	3	2			3	2	0		3rd NFL Central	
1968	Joe Schmidt	14	4	8	2	.333	207	246	1	4	2	3	4	0			2	3	0		4th NFL Central	
1969	Joe Schmidt	14	9	4	1	.692	293	193	5	2	0	4	2	1			2	3	0		2nd NFL Central	
1970	Joe Schmidt	14	10	4	0	.714	347	202	6	1	0	4	3	0			0	1	2		2nd NFL Central	
1971	Joe Schmidt	14	7	6	1	.538	341	286	3	4	0	4	2	1			3	3	0		2nd NFL Central	
1972	Joe Schmidt	14	8	5	1	.607	339	290	5	2	0	3	3	1			4	2	0		2nd NFL Central	
1973	Don McCafferty	14	6	7	1	.464	271	247	4	3	0	2	4	1			4	2	0		2nd NFL Central	
1974	Rick Forzano	14	7	7	0	.500	256	270	5	2	0	2	5	0			2	4	0		2nd NFL Central	
1975	Rick Forzano	14	7	7	0	.500	245	262	4	3	0	3	4	0			2	4	0		2nd NFL Central	
1976	Rick Forzano	14	6	8	0	.429	262	250	5	2	0	1	6	0			2	3	0		2nd NFL Central	
1977	Tommy Hudspeth	14	6	8	0	.429	183	292	5	2	0	1	6	0			3	3	0		3rd NFL Central	
1978	Monte Clark	16	7	9	0	.438	290	300	5	3	0	2	6	0			2	2	0		3rd NFL Central	
1979	Monte Clark	16	2	14	0	.125	219	365	2	6	0	8	0	0			2	2	0		5th NFL Central	
1980	Monte Clark	16	9	7	0	.563	334	272	6	2	0	3	5	0			3	1	0		2nd NFL Central	
1981	Monte Clark	16	8	8	0	.500	397	322	7	1	0	1	7	0			1	3	0		2nd NFL Central	
1982	Monte Clark	9	4	5	0	.444	181	176	2	3	0	2	2	0			0	1	2		4th NFL Central	
1983	Monte Clark	16	9	7	0	.563	347	287	6	2	0	3	5	0			0	1	2		1st NFL Central	
1984	Monte Clark	16	4	11	1	.281	283	408	2	5	1	2	6	0			2	2	0		4th NFL Central	
1985	Darryl Rogers	16	7	9	0	.438	307	366	6	2	0	1	7	0			1	2	1		4th NFL Central	
1986	Darryl Rogers	16	5	11	0	.313	277	326	1	7	0	4	4	0			2	2	0		3rd NFL Central	
1987	Darryl Rogers	15	4	11	0	.267	269	384	1	6	3	5	0	0			2	2	0		5th NFL Central	
1988	Darryl Rogers®	16	4	12	0	.250	220	313	2	6	0	2	6	0			0	4	0		4th NFL Central	
1989	Wayne Fontes	16	7	9	0	.438	312	364	4	4	0	3	5	0			0	4	0		3rd NFL Central	
1990	Wayne Fontes	16	6	10	0	.375	373	313	4	3	0	3	5	0			4	0	0		3rd NFL Central	
1991	Wayne Fontes	16	12	4	0	.750	339	295	8	0	0	4	4	0			1	1	0		3rd NFL Central	
1992	Wayne Fontes	16	5	11	0	.313	273	332	3	5	0	2	6	0			1	3	0		5th NFL Central	
1993	Wayne Fontes	16	10	6	0	.625	298	292	5	3	0	5	3	0			0	1	4	0	1	1st NFL Central
1994	Wayne Fontes	16	9	7	0	.563	357	342	6	2	0	3	5	0			0	1	2	0	2	3rd NFL Central
1995	Wayne Fontes	16	10	6	0	.625	436	336	7	1	0	3	5	0			0	1	3	0	2	2nd NFL Central
1996	Wayne Fontes	16	5	11	0	.313	302	369	4	4	0	1	7	0			3	1	0		5th NFL Central	
1997	Bobby Ross	16	9	7	0	.563	379	306	6	2	0	3	5	0			0	1	1	0	3	4th NFL Central
1998	Bobby Ross	16	5	11	0	.313	306	378	4	4	0	1	7	0			2	3	0		5th NFL Central	
1999	Bobby Ross	16	8	8	0	.500	322	323	6	2	0	2	6	0			0	1	1	0	3	3rd NFL Central
2000	Bobby RossS	16	9	7	0	.563	307	307	4	4	0	5	3	0			2	2	0		4th NFL Central	
2001	Marty Mornhinweg	16	2	14	0	.125	270	424	2	6	0	8	0	0			1	3	0		5th NFL Central	
2002	Marty Mornhinweg	16	3	13	0	.188	306	451	3	5	0	8	0	1			1	3	0		4th NFL North	
2003	Steve Mariucci	16	5	11	0	.313	270	379	3	5	0	8	0	0			2	2	0		4th NFL North	
2004	Steve Mariucci	16	6	10	0	.375	296	350	3	5	0	3	5	0			2	2	0		3rd NFL North	
2005	Steve Mariucci	16	5	11	0	.313	254	345	3	5	0	2	6	0			2	2	0		3rd NFL North	
2006	Rod Marinelli	16	3	13	0	.188	305	398	2	6	0	1	7	0			1	3	0		4th NFL North	
2007	Rod Marinelli	16	7	9	0	.438	346	444	5	3	0	2	6	0			2	2	0		3rd NFL North	
2008	Rod Marinelli	16	0	16	0	.000	268	517	0	8	0	8	0	0			4	0	0		4th NFL North	
2009	Jim Schwartz	16	2	14	0	.125	262	494	2	6	0	8	0	0			3	1	0		4th NFL North	
2010	Jim Schwartz	16	6	10	0	.375	362	369	4	4	0	2	6	0			3	1	0		3rd NFL North	
2011	Jim Schwartz	16	10	6	0	.625	474	387	5	3	0	5	3	0			0	1	4	0	2	2nd NFL North



COACHING & SERIES RECORDS

Detroitlions.com
Media.Detroitlions.com

ALL-TIME DETROIT LIONS COACHES

HEAD COACHES SUMMARY

(Since 1930, Includes Postseason Games)

Head Coach	Yrs	No	G	W	L	T	Pct
Hal Griffen	1930	1	14	5	6	3	.455
Potsy Clark	1931-36	40	7	86	54	25	.7
Dutch Clark	1937-38	2	22	14	8	0	.636
Gus Henderson	1939	1	11	6	5	0	.545
Bill Edwards	1941-42	1+	4	4	9	1	.308
John Karcis	1942	1-	8	0	8	0	.000
Bo Dorais	1943-47	5	53	20	31	2	.392
Go McMillin	1948-50	3	36	12	24	0	.333
Buddy Parker	1951-56	6	166	50	114	2	.677
George Wilson	1957-64	8	106	35	45	2	.550
Harry Gilmer	1965-66	2	28	10	16	2	.385
Joe Schmidt	1967-72	6	85	43	35	7	.538
Don McCafferty	1973	1	14	6	7	1	.464
Rick Forzano	1974-76	2+	32	15	17	0	.469
Tommy Hudspeth	1977-77	1+	24	11	13	0	.458
Monte Clark	1978-84	7	107	43	63	1	.407
Darryl Rogers	1985-88	3+	58	18	40	0	.310
Wayne Fontes	1988-96	8+	138	67	71	0	.486
Bobby Ross	1997-2000	3+	59	27	32	0	.458
Gary Moeller	2000	1-	7	4	3	0	.571
Marty Mornhinweg	2001-02	2	32	5	27	0	.156
Steve Mariucci	2003-05	2	32	11	21	0	.344
Dick Jauron	2005	1-	3	1	4	0	.200
Rod Marinelli	2006-08	3	48	10	38	0	.208
Jim Schwartz	2009-	3	49	18	31	0	.367
TOTALS (25 coaches) 1930-2011	81		1155	513	610	32	.457

+ Denotes having coached a portion of an additional season

- Denotes having coached less than one season

1942: John Karcis (0-8) replaced Bill Edwards (0-3)

1976: Tommy Hudspeth (5-5) replaced Rick Forzano (1-3)

1988: Wayne Fontes (2-3) replaced Darryl Rogers (2-9)

2000: Gary Moeller (4-3) replaced Bobby Ross (5-4)

2005: Dick Jauron (1-4) replaced Steve Mariucci (4-7)

A	"Anderson, Hunk Arapoff, Jason Atkins, Billy	1939 2001- 1978-79
B	"Bach, Joe Baker, Brian Baker, Bob Banta, Bradford Barry, Mike Barry, Joe Battershell, Carl Baugh, Sammy Baughman, Maxie Beard, Ed Beatty, Bruce Beightolt, Larry Belichick, Bill Bennett, Leeman Berry, Raymond Bingham, Les Blacken, Malcolm Boudreau, Paul Brettschneider, Carl Brooks, Larry Brown, Earl Brown, Kippy Brunner, John Bugel, Joe Buttough, Henry Burke, Matt	1943-47 1997-00 1989-88 2008- 2006- 2007-08 1985-88 1986- 1980-82 1983-84 1975-76 2006 1976-77 1972 1973-75 1960-64 2001-09 1994-96 1965-66 2004-05 1951 2006-08 1980-82 1975-76 1993 2009-
C	Carpenter, Lew Carr, Jim Carter, Pat Carthon, Maurice Cattavolos, George Cawthon, Pete Christman, Paul Clark, Dutch Clark, Monte Clark, Patsy Clark, Patsy Clemons, Don Cochran, Red Colletto, Jim Croon, Sylvester Crossman, Danny Cullen, Joe Cunningham, Gunther	1987-88 1975-76 2006-08 2001-02 2004-05 1945 1954-55 1937-38 1978-84 1934-36 1985-11 1956-58 2007-08 1997-00 2010 2006-08 2009-
D	"David, Jimmy Davis, Darrell "Mouse" Dempsey, Rey	1967-72 1989-90 1975
	Doll, Don Dorais, Gus Dutch Coach Dotsch, Rollie Dove, Bob Downing, Todd Dyer, George	1963-64, '78-88 1943-47 1977 1958-59 2009- 2003
E	Eddy, Jim Edwards, Bill English, Wally	1996 1941 1942 (3 gms) 1974-75, 1977
F	Falks, Frank Fisher, Brandon Fontes, John Fontes, Len Fontes, Wayne Forte, Aldo Forte, Mo, 1995-96 Forzano, Rick Forsythe, Head Coach	1997-00 2011 1992-96 1990-91 1985-88 1988 (5 gms) 1989-96 1950-65 1973 1974-76
G	"Gansz, Frank Gase, Adam Gash, Sam Gerhart, Doug Gibson, Bob Gilmer, Harry Glasville, Jerry Graf, Rob Graves, Fred Gravelius, Sonny	1989-93 2006-07 2007- 1978 1976 1965-66 1974-76 1999-00 2005 1964
H	Haley, Charles Henderson, Donnie Henderson, Gus Henning, Dan Henry, Jack Higgins, Kevin Hill, Bert Hoaglin, Fred Holland, Johnny Holloway, Bob Horton, Jeff Horton, Ray Hudspeth, Tommy Hughes, Ed	2001-02 2006 1939 1992-93 1997-99 2001-04 1990-00 1978-84 2003-05 1973-74 2009 2002-03 1976-77 1977

J	Jaumotte, Dave Jauron, Dick Assistant Head Coach Jefferson, Shawn Johnson, Bill Jones, June	1991-94 2004-05 2005 (5 gms) 1983-86 1989-90
K	Karcis, John Assistant Head Coach Karmelowicz, Bob Kazor, Steve Khayat, Eddie Kirksey, Larry Knox, Chuck Kocurek, Kris Kugler, Sean Kwan, Stan	1942 1942 (8 gms) 2009 1994-96 1973-74, '82-84 2001-02 1967-72 2009 2001-05 1997-00, 04-09
L	Lake, Jimmy Landy, Greg Lanham, Paul Lappano, Tim Lartigue, Kevin Leachman, Lamar Levy, Dave Lewis, Sherman Linehan, Scott Loeffler, Scot Lopez, Clayton	2008 1995-96 1985-86 2009- 2003-05 1990-94 1989-96 2002-03 2002-04 2009- 2006-08
M	Madden, Joe Marchbroda, Ted Marinelli, Rod Head Coach Mariucci, Steve Head Coach Marshall, John Martin, Jim Martz, Mike Martz, Tim Matthews, Billie Mauck, Carl McCarthy, Don Head Coach McHugh, Mike McLaughlin, Leon McLean, Scooter McMillin, Bo Head Coach McPeak, Bill Meyer, John Misiagina, John Miller, Burnie Miller, Roy Modzelewski, Dick Moeller, Gary Assistant Head Coach Moore, Tom Montgomery, Wilbert Mornhinweg, Marty Head Coach Morris, Pat Muir, Bill Murphy, Dennis Murphy, Mike	1980-84 1982-83 2006-08 2003-04 2005 (11 gms) 1967-72 2006-07 1989-94 2001-03 1973 2001-02 1973-74 1959-63 1948-50 1967-72 1973-74 1997-00 1977 1941-42 1988-89 1997-00 2000 (7 gms) 1994-96 2006-07 2001-02 2004-05 1985-88 1997-00 1985-89
N	Nelsen, Bill Norris, Rex North, John Novak, Frank Nussbaumer, Bob	1984 1985-87 1965-72 1995-96 1957-64
O	O'Dea, Kevin Olson, Greg	2002-03 2004-05
P	Palcio, Bob Parker, Buddy Assistant Head Coach Pasquale, Larry Patera, Herb Payne, John Peccatiello, Larry Peters, Floyd Phillips, Mel Pires, Glenn Priefer, Chuck	1997-98 1950 1951-56 1979-95 1989-95 1977 1997-00 1978-81 1980-84 2001-02 1997-06
R	"Ramsey, Buster "Randolph, Clare Rapp, Vic Rath, Ted Rathman, Tom Rave, Jimmy Reed, Fred Reese, Floyd Renfro, Ray Roberts, Daron Robertson, Marcus Rogers, Darryl Head Coach	1952-59 1940 1987-88 2009- 2003-05 1978-79 2008-07 1975-77 1965 2009-10 2012- 1985-87 1988 (11 gms)
	Ross, Bobby Head Coach	1997-99 2000 (9 gms)
Rothstein, Evan	Ruel, Golden Pat Rymkus, Lou	2012 1966
S	Sanders, Charlie Saunders, Cedric Schmidt, Joe Assistant Head Coach Schnelker, Bob Schottenheimer, Kurt Schottenheimer, Marty Seiple, Larry Selcer, Dick Shaw, Willie Shurmur, Fritz Shipp, Ken Shula, Don "Simpson, Jackie Smith, Danny Smith, Richard Snow, Phil Sugarman, Andy Sullivan, Jerry Sutolovich, Eric Schwartz, Jim Head Coach	1989-96 2006-08 1966 1967-72 1978-81 2002-03 1978-79 1980-84 1997-02 1985-88 1975-77 1976 1960-62 1983 1999-00 2003-04 2004-08 2003-05 1997-00 2008 2009-
T	Taseff, Carl Teerlink, John Temerario, Tim Thomas, Russ Tippett, Howard Tobin, Vince Tolbert, Kevin Tolner, Ted Trestman, Marc	1965-66 1995-96 1948-49 1952-53 1994-96 2001 2008 2005 1997
V	Valero, Kyle Voris, Dick	2011- 1972
W	Wampfler, Jerry Walton, Tim Washburn, Jeremiah Widenhofer, Woody Williams, Bobby Williams, Ivy Wilson, George Assistant Head Coach Winslow, Bob	1989-93 2009- 2009- 1989-92 2003 1985-86 1949-56 1957-64 1946-47
Y	Yarno, George Young, Bill	2009- 2001
Z	Zorn, Jim Zarza, Lou Zelesnik, Art	1998-00 1968 1976
	*Deceased	



COACHING & SERIES RECORDS

Detroitlions.com
Media.Detroitlions.com

CHICAGO BEARS

BEARS 2012 SCHEDULE

Sep. 9	Indianapolis Colts	
Sep. 13	at Green Bay Packers (Thurs)	
Sep. 23	St. Louis Rams	
Oct. 7	at Dallas Cowboys (Mon)	
Oct. 14	at Jacksonville Jaguars	
Oct. 22	Detroit Lions (Mon)	
Oct. 28	Carolina Panthers	
Nov. 4	at Tennessee Titans	
Nov. 11	Houston Texans	
Nov. 19	at San Francisco 49ers (Mon)	
Nov. 25	Minnesota Vikings	
Dec. 3	Seattle Seahawks	
Dec. 9	at Minnesota Vikings	
Dec. 16	Green Bay Packers	
Dec. 23	at Arizona Cardinals	
Dec. 30	at Detroit Lions	

2011 Results: 8-8

LIONS SERIES RECORDS

Rushing Attempts		
1 James Stewart	32	10/20/02
2 Barry Sanders	26	12/10/89
3 Kevin Jones	25	12/26/04

Rushing Yards		
1 James Stewart	172	10/20/02
2t Barry Sanders	167	10/23/94
2t Barry Sanders	167	11/27/97
4 Jaliriv Best	163	10/10/11

Rushing Touchdowns		
1t Greg Landry	3	10/1/72
1t Barry Sanders	3	11/27/97

Pass Attempts		
1 Matthew Stafford	63	11/13/11
2 Ty Detmer	51	12/30/01
3 Dan Orlovsky	47	11/2/08

Pass Completions		
1 Matthew Stafford	33	11/13/11
2 Ty Detmer	31	12/30/01
3 Gus Feroite	29	11/25/99

Passing Yards		
1 Bobby Layne	374	11/5/50
2t Eric Hipple	336	10/19/81
2t Scott Mitchell	336	9/22/96

Touchdown Passes		
1t Bobby Layne	4	12/7/52
1t Rodney Peete	4	12/16/90
1t Scott Mitchell	4	9/22/96

Passes Intercepted		
1 Joey Harrington	5	9/18/05
2t Jeff Komo	4	11/4/79
2t Matthew Stafford	4	11/13/11

Receptions		
1 Herman Moore	14*	12/4/95
2 Brett Perriman	12	11/19/95

Receiving Yards		
1 Herman Moore	183	12/4/95
2 Johnnie Morton	174	9/22/96
3 Cloyce Box	172	12/7/52

Receiving Touchdowns		
1 Cloyce Box	3	12/7/52

Interceptions		
1t Lem Barney	3	9/22/68
1t Mike Weyer	3	9/22/68
1t Dick Jauron	3	11/18/73
1t Kurt Schulz	3	9/24/00

Points		
1 Ooak Walker	21	9/26/54
2t Barry Sanders	18	11/27/97
2t Tommy Vardell	18	11/19/98

Touchdowns		
1t Cloyce Box	3	12/7/52
1t Mel Farr	3	10/13/68
1t Barry Sanders	3	11/27/97
1t Tommy Vardell	3	11/19/98
1t Jon Kitna	3	12/24/06

Field Goals		
1t Jason Hanson	4	9/14/97
1t Jason Hanson	4	11/9/03
1t Jason Hanson	4	12/26/04

Punts		
1t George Grimes	10	10/17/48
1t John Jett	10	9/24/00

Punt Returns		
1 Robbie Martin	6	9/12/82

Punt Return Yards		
1 Dick Jauron	103	11/24/74

Kickoff Returns		
1t Derrick Williams	7	1/3/10
1t Aaron Brown	7	10/4/09
3t Mel Gray	6	9/24/89
3t Eddie Drummond	6	9/18/05
3t Brandon Middleton	6	11/2/08

Kickoff Return Yards		
1 Tom Watkins	177	10/24/65

Longest Plays		
Rush: Jahvid Best	88t	10/10/11
Pass: Batch-to-Morton	98t	10/4/98
KR: Ron Jessie	102t	10/24/71
PR: Tom Watkins	102t	10/23/94
PR: Mel Gray	102t	10/23/94
Punt: Herman Weaver	69	9/12/76
PR: Tom Watkins	84	10/24/65
PR: Bob Smith	102t	11/24/69
FG: Eddie Murray	53	10/19/81

* Franchise record

RECORDS & RESULTS

Punt:	Herman Weaver	69	9/12/76
PR:	Tom Watkins	84	10/24/65
Int:	Bob Smith	102t	11/24/49
FG:	Eddie Murray	53	10/19/81

* Franchise record

RECORDS & RESULTS



COACHING & SERIES RECORDS

Detroitlions.com

Media.Detroitlions.com

GREEN BAY PACKERS

PACKERS 2012 SCHEDULE

Sep. 9	San Francisco 49ers
Sep. 13	Chicago Bears (Thurs)
Sep. 24	at Seattle Seahawks (Mon)
Sep. 30	New Orleans Saints
Oct. 7	at Indianapolis Colts
Oct. 14	at Houston Texans
Oct. 21	at St. Louis Rams
Oct. 28	Jacksonville Jaguars
Nov. 4	Arizona Cardinals
Nov. 11	BYE
Nov. 18	at Detroit Lions
Nov. 25	at New York Giants
Dec. 2	Minnesota Vikings
Dec. 9	Detroit Lions
Dec. 16	at Chicago Bears
Dec. 23	Tennessee Titans
Dec. 30	at Minnesota Vikings

2011 Results: 15-1

LIONS SERIES RECORDS

Rushing Attempts		
1 Billy Sims	36	11/20/83
2 Kevin Jones	33	12/12/04
3t Barry Sanders	30	10/29/89
3t Eric Lynch	30	1/2/94

Rushing Yards		
1 Billy Sims	189	11/20/83
2 Barry Sanders	188	12/4/94
3 Barry Sanders	184	10/29/89

Rushing Touchdowns		
1 James Jones	3	10/9/83

Passing Attempts		
1 Matthew Stafford	59	1/1/12
2 Joey Harrington	55	9/14/03
3 Shaun Hill	54	10/3/10

Passing Completions		
1 Matthew Stafford	36	1/1/12
2 Shaun Hill	34	10/3/10
3 Chuck Long	33	10/25/87

Passing Yards		
1 Matthew Stafford	520	1/1/12
2 Chuck Long	362	10/25/87
3 Jon Kitna	342	9/24/06

Passes Intercepted		
1 Frank Sinkwich	7*	10/24/43

Touchdown Passes		
1 Matthew Stafford	5	1/1/12
2t Bobby Layne	4	11/22/51
2t Greg Landry	4	10/10/71

Receptions		
1 Calvin Johnson	11	1/1/12
2t Robert Clark	10	9/18/01
2t Brett Perriman	10	1/8/94#

Receiving Yards		
1 Calvin Johnson	244	1/1/12
2 Bob Mann	182	12/11/49
3 Pat Studstill	164	10/30/66

Receiving Touchdowns		
1t Cloyce Box	3	11/27/52
1t Herman Moore	3	10/29/95

Interceptions		
1t Yale Lary	3	11/15/53
1t Bob Watkins	3	1/2/83

Points		
1 Pat Harder	19	11/17/52
2t Cloyce Box	18	11/27/52
2t James Jones	18	10/9/83
2t Herman Moore	18	10/29/95

Touchdowns		
1t Cloyce Box	3	11/27/52
1t James Jones	3	10/9/83
1t Herman Moore	3	10/29/95

Field Goals		
1t Eddie Murray	5	9/14/80
1t Jason Hanson	5	11/27/03
3t Jason Hanson	4	9/28/97
3t Jason Hanson	4	10/3/10

Punts		
1 Jim Arnold	10	12/15/91

Punt Returns		
1 Ken Jenkins	7	11/20/83

Punt Return Yards		
1 Jack Christiansen	175	11/22/51

Kickoff Returns		
1 Gary Lee	7	10/25/87
2t MR: Aaron Brown	6	11/26/09

Kickoff Return Yards		
1 Terry Fair	244	9/6/98
2 Eddie Drummond	182	10/17/04

Longest Plays		
Rush: Bob Hoernschemeyer	85t	11/22/51
Pass: Layne-to-Box	97t	11/26/53
KR: Terry Fair	101t	9/6/98
Punt: Pat Studstill	78	10/8/87
PR: Jack Christiansen	89t	11/22/51
FG: Glenn Presnell	54	10/7/34
Jason Hanson	54	11/22/01

* Lions record; MR: several players, most recent

RECORDS & RESULTS

Overall	65-91-7
Home.....	41-37-3
Pass.....	26-64-4
Field Goal.....	3-7-0
Lambeau Field.....	28-3

Date	Site	Result
11-2-30	GB	L 13-47
12-14-30	POR	T 6-6
10-9-32	GB	L 10-15
12-4-32	POR	W 19-0
10-8-33	GB	L 0-17
11-12-33	POR	W 7-2
10-7-34	GB	W 3-0
11-25-34	DET	L 0-3
10-20-35	MIL	L 9-13
11-10-35	GB	L 7-31
11-17-35	DET	W 20-10
10-12-39	GB	L 18-20
11-29-36	DET	L 17-26
10-3-37	GB	L 6-26
10-9-38	GB	L 13-14
11-13-38	DET	W 17-7
10-11-42	DET	L 7-28
12-3-39	DET	L 7-12
10-20-40	GB	W 23-14
11-24-40	DET	L 7-50
9-14-41	GB	L 0-23
10-26-41	DET	L 7-24
10-11-42	MIL	L 7-9
10-25-42	DET	L 7-28
10-10-43	GB	L 14-35
10-24-43	DET	L 6-27
10-1-44	MIL	L 6-27
10-29-44	DET	L 0-14
10-7-45	MIL	L 10-14
12-2-45	DET	W 14-3
10-27-46	MIL	L 7-10
11-17-46	DET	L 0-9
10-26-47	GB	L 17-34
12-7-47	DET	L 14-35
10-3-48	GB	L 21-33
10-31-48	DET	W 24-20
10-30-49	MIL	L 14-16
12-11-49	DET	W 21-7
9-17-50	GB	W 45-7
11-19-50	DET	W 24-21
11-4-51	DET	W 24-17
12-21-51	DET	W 52-35
10-26-52	GB	W 52-17
11-27-52	DET	W 48-24
11-15-53	DET	W 14-7
11-25-53	DET	W 34-15
11-1-54	DET	W 21-17
11-25-54	DET	W 28-24
9-25-55	GB	L 17-20
11-24-55	DET	W 24-10
9-30-56	GB	W 20-16
11-22-56	DET	L 20-24
10-6-57	DET	W 24-14
11-28-57	DET	W 18-6
10-5-58	GB	T 13-13
11-27-58	DET	W 24-14
10-4-59	GB	L 10-28
11-26-59	DET	L 17-24
11-2-60	GB	L 9-28
11-24-60	DET	W 23-10
9-17-61	MIL	W 17-13
11-23-61	DET	L 9-17
10-7-62	GB	L 7-9
11-22-62	DET	W 28-14
9-22-63	MIL	L 10-31
9-28-64	DET	L 10-14
11-8-64	GB	L 7-30
10-17-65	DET	L 21-31

W, 12-7	GB
L, 14-23	GB
10-30-66	DET
9-17-67	DET
10-16-67	DET
9-29-68	GB
10-20-68	DET
10-12-69	GB
11-23-69	GB
9-20-70	GB
12-20-70	DET
10-10-71	DET
11-1-71	MIL
12-16-72	DET
12-3-72	GB
9-23-73	GB
10-28-73	DET
9-29-74	MIL
10-27-74	DET
9-21-75	MIL
11-16-75	DET
10-3-76	GB
10-31-76	DET
10-16-77	DET
9-3-78	DET
10-1-78	MIL
12-14-78	MIL
10-17-79	DET
12-13-79	DET
9-14-80	MIL
12-21-80	DET
10-25-81	GB
12-6-81	GB
12-12-82	GB
10-2-83	DET
10-9-83	DET
11-20-83	MIL
10-28-84	GB
11-22-84	GB
10-6-85	GB
12-15-85	DET
10-12-86	GB
11-27-86	DET
10-11-87	DET
10-25-87	DET
11-28-88	MIL
12-4-88	DET
10-29-89	MIL
11-12-89	DET
9-30-90	DET
12-22-90	GB
9-8-91	GB
12-15-91	GB
1-1-92	DET
12-6-92	MIL
11-21-93	MIL
1-2-94	DET
11-6-94	DET
12-4-94	GB
11-30-94	DET
12-13-94	DET
10-15-95	DET
10-29-95	GB
11-9-96	GB
12-15-96	DET
9-28-97	DET
11-2-97	GB
9-6-98	DET
10-15-98	DET
9-19-99	DET
11-21-99	GB
10-8-00	DET
12-10-00	DET
9-25-01	DET
11-22-01	DET
11-22-01	DET
11-10-02	DET
9-14-03	DET
11-27-03	DET
10-17-04	DET
12-12-04	DET
11-11-05	DET
11-11-05	DET
9-24-06	DET
12-17-06	DET
11-22-07	DET
12-30-07	Cloyce
14-08-08	DET
12-28-08	DET
10-18-09	DET
11-28-09	DET
10-3-10	DET
12-12-10	DET
11-24-11	DET
1-12-11	GB

Date	Site	Result
1-8-94	DET	L 24-28
12-31-94	GB	L 12-16

Note: From 1930-33, the Lions were the Portsmouth Spartans. From 1933-94, the Green Bay Packers played select home games in Milwaukee (Mil).

SERIES NOTES

➤ The Packers and Lions have met on Thanksgiving Day 18 times, with the Lions holding an 11-6-1 advantage in those games. The Lions have played the Packers more times on Thanksgiving than any other team in the league.

➤ The Lions and Packers met 13 consecutive years on Thanksgiving Day from 1951-1963 with the Lions winning nine of those contests. 2003 was the Packers' first visit to Ford Field on Thanksgiving.

➤ Each team has recorded five shutouts of one another since the beginning of the series in 1934, but there has not been a shutout between the two teams since the Lions held the Packers to zero points in a 20-0 win on December 20, 1970.

➤ The 11 consecutive wins that the Lions posted against Green Bay from December 11, 1949 to November 25, 1954 are the most by the Lions against any franchise. The 11-game streak came after the Lions were 9-29-1 in the first 38 games of the series.

➤ Frank Sinkwich set a Lions' record by intercepting seven passes in a 27-6 loss to the Packers on October 24, 1943.

➤ These two franchises played in 127 regular season games in 60 years before meeting in the playoffs for the first time following the 1993 season and then again following the 1994 season.

➤ The Packers came to Ford Field for its regular season opener on September 22, 2002 and defeated the Lions 37-31.

➤ K Jason Hanson became the 15th player in NFL history to reach the 300-point mark when he kicked a 36-yard field goal against Green Bay December 12, 2004.

➤ The 17-3 Lions win in the 2005 season opener was the lowest point total in any game (including postseason) that then Packers QB Brett Favre had ever started.

➤ QB Matthew Stafford set a club record with 520 passing yards and tied team records with 36 completions and 5 touchdown passes in the 45-41 loss at Green Bay January 1, 2012. WR Calvin Johnson set a career high with 244 receiving yards and tied a career high with 11 receptions. Johnson's 244 yards were the third-highest single-game tally in Lions history.

➤ In the 2011 season-finale at Green Bay, January 1, 2012, the Lions lost a 45-41 shootout. Detroit was led by QB Matthew Stafford who threw for a club record 520 yards, tied a club record with 36 completions and tied a club record with 5 touchdown passes.

➤ WR Calvin Johnson caught 11 passes for a career-high 244 yards, and his touchdown gave him 16 on the year, a new single-season club record.

➤ In the 2011 season-finale at Green Bay, January 1, 2012, the Lions lost a 45-41 shootout. Detroit was led by QB Matthew Stafford who threw for a club record 520 yards, tied a club record with 36 completions and tied a club record with 5 touchdown passes.

➤ WR Calvin Johnson caught 11 passes for a career-high 244 yards, and his touchdown gave him 16 on the year, a new single-season club record.

➤ In the 2011 season-finale at Green Bay, January 1, 2012, the Lions lost a 45-41 shootout. Detroit was led by QB Matthew Stafford who threw for a club record 520 yards, tied a club record with 36 completions and tied a club record with 5 touchdown passes.

➤ WR Calvin Johnson caught 11 passes for a career-high 244 yards, and his touchdown gave him 16 on the year, a new single-season club record.

➤ In the 2011 season-finale at Green Bay, January 1, 2012, the Lions lost a 45-41 shootout. Detroit was led by QB Matthew Stafford who threw for a club record 520 yards, tied a club record with 36 completions and tied a club record with 5 touchdown passes.

➤ WR Calvin Johnson caught 11 passes for a career-high 244 yards, and his touchdown gave him 16 on the year, a new single-season club record.

➤ In the 2011 season-finale at Green Bay, January 1, 2012, the Lions lost a 45-41 shootout. Detroit was led by QB Matthew Stafford who threw for a club record 520 yards, tied a club record with 36 completions and tied a club record with 5 touchdown passes.

➤ WR Calvin Johnson caught 11 passes for a career-high 244 yards, and his touchdown gave him 16 on the year, a new single-season club record.

➤ In the 2011 season-finale at Green Bay, January 1, 2012, the Lions lost a 45-41 shootout. Detroit was led by QB Matthew Stafford who threw for a club record 520 yards, tied a club record with 36 completions and tied a club record with 5 touchdown passes.

➤ WR Calvin Johnson caught 11 passes for a career-high 244 yards, and his touchdown gave him 16 on the year, a new single-season club record.

➤ In the 2011 season-finale at Green Bay, January 1, 2012, the Lions lost a 45-41 shootout. Detroit was led by QB Matthew Stafford who threw for a club record 520 yards, tied a club record with 36 completions and tied a club record with 5 touchdown passes.

➤ WR Calvin Johnson caught 11 passes for a career-high 244 yards, and his touchdown gave him 16 on the year, a new single-season club record.

➤ In the 2011 season-finale at Green Bay, January 1, 2012, the Lions lost a 45-41 shootout. Detroit was led by QB Matthew Stafford who threw for a club record 520 yards, tied a club record with 36 completions and tied a club record with 5 touchdown passes.

➤ WR Calvin Johnson caught 11 passes for a career-high 244 yards, and his touchdown gave him 16 on the year, a new single-season club record.

PUBLIC RELATIONS

Jason Wahlers/Sarah Quick
1265 Lombardi Avenue
Green Bay, WI 54304
(920) 496-5700

Postseason	0-2
Home.....	0-1
Road.....	0-1



COACHING & SERIES RECORDS

Detroitlions.com

Media.Detroitlions.com

MINNESOTA VIKINGS

VIKINGS 2012 SCHEDULE

Sep. 9	Jacksonville Jaguars	
Sep. 16	at Indianapolis Colts	
Sep. 23	San Francisco 49ers	
Sep. 30	at Detroit Lions	
Oct. 7	Tennessee Titans	
Oct. 14	at Washington Redskins	
Oct. 21	Arizona Cardinals	
Oct. 25	Tampa Bay Buccaneers (Thurs)	
Nov. 4	at Seattle Seahawks	
Nov. 11	Detroit Lions	
Nov. 18	BYE	
Nov. 25	at Chicago Bears	
Dec. 2	at Green Bay Packers	
Dec. 9	Chicago Bears	
Dec. 16	at St. Louis Rams	
Dec. 23	at Houston Texans	
Dec. 30	Green Bay Packers	

2011 Results: 3-13

LIONS SERIES RECORDS

Rushing Attempts		
1 James Jones	36	9/7/86
2 Mel Farr	29	11/12/67
3 Billy Sims	27	9/28/80
Rushing Yards		
1 Barry Sanders	220	11/24/91
2 Mel Farr	197	11/12/67
3 James Jones	174	9/7/86
Rushing Touchdowns		
1 Barry Sanders	4*	11/24/91
2 Tommy Vardell	3	11/16/97
Passing Attempts		
1 Matthew Stafford	51	11/15/09
2 Scott Mitchell	47	9/10/95
3 Matthew Stafford	46	9/25/11
Passing Completions		
1 Matthew Stafford	32	9/25/11
2 Charlie Batch	31	10/14/01
Passing Yards		
1 Scott Mitchell	410*	11/23/95
2 Matthew Stafford	378	9/25/11
3 Joey Harrington	361	12/19/04
Passes Intercepted		
1 Eric Hipple	5	9/25/83
Touchdown Passes		
1 Gary Danielson	5*	12/9/78
2 Scott Mitchell	4	11/23/95
Receptions		
1t Brett Perriman	12	11/23/95
1t Herman Moore	12	9/1/86
3 Brandon Pettigrew	11	9/25/11
Receiving Yards		
1 Leonard Thompson	161	12/19/82
2 Herman Moore	157	9/1/86
3 Brett Perriman	153	11/23/95
Receiving Touchdowns		
1t Leonard Thompson	3	12/9/78
1t Leonard Thompson	3	9/23/84
Interceptions		
1t Dick LeBeau	3	12/9/62
1t Lem Barney	3	12/17/67
Points		
1 Barry Sanders	24	11/24/91
Touchdowns		
1 Barry Sanders	4	11/24/91
2 Tommy Vardell	3	11/16/97
Field Goals		
1 Jason Hanson	6*	10/17/99
2t Eddie Murray	4	9/13/87
2t Jason Hanson	4	9/25/11
Punts		
1 Lem Barney	10	11/27/69
2 John Jett	8	10/25/98
Punt Returns		
1 Pete Mandley	7	10/21/84
Punt Return Yards		
1 Eddie Payton	105	12/17/77
Kickoff Returns		
1 Eddie Drummond	7	12/29/02
2t MR. Aaron Brown	6	9/20/09

Kickoff Return Yards

1 Eddie Payton 184 12/17/77

Longest Plays

Rush:	Barry Sanders	64t	12/17/94
Pass:	Peete-to-Moore	93t	10/31/93
KR:	Eddie Payton	98t	12/17/77
	Mel Gray	98t	12/17/94
Punt:	Larry Swider	72	9/30/79
PR:	Eddie Payton	87t	12/17/77
Int:	James Fletcher	88t	12/10/06
FG:	Jason Hanson	53	10/8/06
	Jason Hanson	53	12/10/06

* Lions' Record; MR: several players, most recent

RECORDS & RESULTS

Overall.....	33-66-2	
Home.....	20-30-1	
Road.....	13-36-1	
Field.....	3-7-0	
Metrodome.....	8-22-0	
Date	Site	Result
11-19-61	Min	W, 37-10
12-10-61	DET	W, 13-7
11-18-62	Min	W, 17-6
12-9-62	DET	W, 37-23
10-27-63	DET	W, 28-10
11-24-63	Min	W, 31-34
10-11-64	Min	W, 24-20
11-22-64	DET	T, 23-23
9-26-65	Min	W, 31-29
12-12-65	DET	L, 7-29
11-13-66	Min	W, 32-31
12-11-66	Min	L, 16-28
11-12-67	T	T, 10-10
12-17-67	DET	W, 14-3
10-6-68	Min	L, 10-24
11-17-68	DET	L, 6-13
10-26-69	Min	L, 10-24
11-27-69	DET	L, 10-27
1-1-70	DET	L, 13-30
11-15-70	Min	L, 13-16
9-20-71	DET	L, 10-29
12-11-71	Min	L, 10-34
9-24-72	DET	L, 14-17
11-12-72	DET	L, 9-23
10-7-73	DET	L, 7-28
11-11-73	Min	L, 6-7
9-22-74	DET	W, 20-16
10-20-74	Min	L, 19-25
10-19-75	DET	W, 17-10
12-14-75	DET	L, 9-10
9-26-76	DET	L, 23-31
11-7-76	Min	L, 7-14
10-9-77	Min	L, 21-30
12-17-77	DET	L, 17-17
1-5-78	Min	W, 45-14
9-20-78	DET	L, 10-13
9-30-79	DET	L, 7-14
11-18-79	Min	W, 27-7
9-28-80	DET	L, 0-34
11-9-80	Min	L, 24-26
9-20-81	Min	L, 24-26
12-12-81	DET	L, 31-34
12-19-82	DET	L, 17-20
9-25-83	Min	L, 28-29
12-5-83	DET	W, 16-14
9-23-84	DET	L, 13-16
10-21-84	Min	W, 41-21
11-3-85	DET	W, 41-21
11-17-85	DET	W, 13-10
9-7-86	DET	L, 10-24
11-9-86	Min	L, 19-34
9-13-87	DET	L, 14-17
12-20-87	DET	L, 17-44
11-6-88	Min	L, 0-23
11-24-88	DET	L, 17-24
10-8-89	Min	L, 7-20
10-22-89	DET	W, 34-27
10-7-90	Min	W, 24-20
11-11-90	DET	W, 34-14
10-6-91	Min	W, 31-17
11-24-91	Min	L, 14-31
9-13-92	DET	W, 30-27
10-15-92	Min	L, 13-0
10-31-93	Min	L, 9-10
12-5-93	DET	W, 41-19
9-11-94	DET	L, 10-20
12-17-94	DET	W, 44-38
9-10-95	Min	L, 13-27
11-23-95	DET	L, 22-24
9-1-96	Min	W, 38-17
12-8-96	DET	W, 14-13
11-15-97	Min	L, 6-29
12-14-97	Min	L, 13-34
9-20-98	DET	W, 25-23
10-25-98	DET	L, 13-34
10-17-99	DET	W, 25-23

1-2-00	Min	L, 17-24
10-1-00	DET	L, 24-31
11-30-00	Min	L, 17-24
10-14-01	Min	L, 26-31
12-16-01	DET	W, 27-24
10-13-02	Min	L, 24-31
12-29-02	DET	L, 36-38
9-21-03	DET	L, 13-23
11-23-03	Min	L, 14-24
11-21-04	Min	L, 19-22
12-19-04	DET	L, 27-28
11-6-05	Min	L, 27-14
12-4-05	DET	L, 21-16
10-08-06	Min	L, 17-26
12-10-06	DET	L, 20-30
9-16-07	DET	W, 20-10t
12-2-07	Min	L, 10-42
10-12-08	Min	L, 10-12
12-7-08	DET	L, 16-20
9-20-09	DET	L, 27-13
11-15-09	Min	L, 27-28
9-26-29	DET	W, 26-35
2-11	Min	W, 20-13
9-25-11	Min	W, 26-23
12-11-11	DET	W, 34-28

SERIES NOTES

- The Lions trail 33-66-2 in the series with the Vikings in a NFC North Division rivalry that dates back to a 37-10 Detroit victory November 19, 1961 at Minnesota.
- With his opening kickoff return for a touchdown at Minnesota November 21, 2004, Eddie Drummond became the first player in NFL history to score three consecutive touchdowns for his team via punt and kickoff returns. He became only the second player in NFL history to return two kickoffs and two punts for touchdowns in a single season, the other being Dante Hall (Kansas City) in 2003.
- The Lions won the first five outings and nine of the first 14 games in the series; however, Minnesota then won 13 straight contests and 19 of the next 21.
- On two occasions, the Lions have accumulated 45 points in a single game against the Vikings. Detroit defeated Minnesota 45-14 December 9, 1978 and 45-7 December 12, 1981, with both games taking place at the Silverdome.
- Barry Sanders scored four touchdowns in the Lions' 34-14 win at Minnesota November 24, 1991. His four touchdowns established a new Lions' record for rushing touchdowns in a single game. His four touchdowns and 24-point performance also tied Lions' single-game marks.
- Scott Mitchell set a Lions' single-game record for passing yards, breaking Bobby Layne's previous mark of 375, when he accumulated 410 yards vs. Minnesota in a memorable Thanksgiving Day clash November 23, 1995. Mitchell completed 30-of-45 passes and tossed four touchdowns. The wide receiver trio of Herman Moore, Brett Perriman and Johnnie Morton each reached the 100-yard receiving mark in the contest. The Lions won the game 44-38.
- In their final road game and the second-to-last game of the 1997 season, the Lions claimed a 14-13 victory over the Vikings at the Metrodome when Scott Mitchell tossed a 1-yard pass to Herman Moore in the endzone to claim the come-from-behind victory with 0:02 remaining to play. Mitchell engineered the game-winning 72-yard drive that began with 1:56 remaining to play and with only one timeout.
- The Lions overcame a 20-0 halftime deficit and roared back to beat the Vikings, 26-23, in overtime on September 25, 2011. K Jason Hanson kicked a game-winning 32-yard field goal in the extra session for the victory.
- After trailing 20-0 at halftime at Minnesota September 25, 2011, the Lions mounted a comeback in the second half and claimed a 26-23 win in overtime. It was the Lions' first win at Minnesota since 1997. WR Calvin Johnson caught 2 touchdowns passes for the third-straight game, and had a critical 40-yard over-the-shoulder grab in overtime to set up the team's

game-winning field goal.

- With a 34-28 win vs. Minnesota December 11, 2011, the Lions captured its first season sweep of the Vikings since 1997 and kept their playoff hopes alive. Minnesota came back in the second half and had possession at the Lions 1-yard line with :09 left to play. LB DeAndre Levy raced in and forced a fumble on QB Joe Webb which caused a furious scramble for the ball. Eventually, DE Cliff Avril would recover it at the Vikings 43-yard line to seal the victory.

PUBLIC RELATIONS

Bob Hagan/Tom West
9520 Viking Drive
Eden Prairie, MN 55344
(612) 828-6500



COACHING & SERIES RECORDS

Detroitlions.com
Media.Detroitlions.com

PHILADELPHIA EAGLES

WASHINGTON REDSKINS

EAGLES 2012 SCHEDULE

Sep. 9	at Cleveland Browns
Sep. 16	Baltimore Ravens
Sep. 23	at Arizona Cardinals
Sep. 30	New York Giants
Oct. 7	at Pittsburgh Steelers
Oct. 14	Detroit Lions
Oct. 21	BYE
Oct. 28	Atlanta Falcons
Nov. 5	at New Orleans Saints (Mon)
Nov. 11	Dallas Cowboys
Nov. 18	at Washington Redskins
Nov. 26	Carolina Panthers (Mon)
Dec. 2	at Dallas Cowboys
Dec. 9	at Tampa Bay Buccaneers
Dec. 13	Cincinnati Bengals (Thurs)
Dec. 23	Washington Redskins
Dec. 30	at New York Giants

2011 Results: 8-8

LIONS SERIES RECORDS

Rushing Attempts		
1t MR: Barry Sanders	20	11/8/98

Rushing Yards		
1 Barry Sanders	140	11/8/98
2 Bob Hoenschemeyer	118	11/18/51

Rushing Touchdowns		
1t Greg Landry	2	12/5/71
1t Barry Sanders	2	9/15/96
1t Jahvid Best	2	9/19/10

Passing Attempts		
1 Jon Kitna	46	9/23/07
2 Shaun Hill	45	9/19/10
3t Gary Danielson	38	11/4/84
3t Joe Harrington	38	9/26/04

Passing Completions		
1 Jon Kitna	29	9/23/07
2 Shaun Hill	25	9/19/10

Passing Yards		
1 Jon Kitna	446	9/23/07
2 Shaun Hill	335	9/19/10

Passes Intercepted		
1t Bobby Layne	4	12/5/54
1t Scott Mitchell	4	12/30/95#

Touchdown Passes		
1t Bobby Layne	3	11/18/51
1t Bobby Layne	3	11/10/57
1t Milt Plum	3	12/19/55
1t Don Majkowski	3	12/30/95#

Receptions		
1t Ron Jessie	9	12/15/74
1t Roy Williams	9	9/26/04
1t Roy Williams	9	9/23/07

Receiving Yards		
1 Roy Williams	204	9/23/07
2 Gail Cogdill	171	12/17/61
3 Jahvid Best	154	9/19/10

Receiving Touchdowns		
1t Dorne Dibble	2	11/18/51
1t David Sloan	2	12/30/95#
1t Roy Williams	2	9/26/04

Interceptions		
1t Jack Christiansen	2	12/5/54
1t Carl Karivaz	2	12/5/54
1t Bob Watkins	1	11/4/84

Points		
1t Jahvid Best	18	9/19/10
2t MR: Roy Williams	12	9/26/04

Touchdowns		
1t Jahvid Best	3	9/19/10
2t MR: Roy Williams	2	9/26/04

Field Goals		
1 Jason Hanson	3	11/8/98

Punts		
1t Larry Swider	8	12/2/79
1t John Jett	8	11/8/98

Punt Returns		
1 Terry Farr	8	11/8/98
2 Terry Barr	4	10/16/60

Punt Return Yards		
1 Terry Farr	43	11/8/98
2 Tom Vaughn	42	12/19/65

Kickoff Returns		
1 Eddie Drummond	7	9/26/04
2t Ron Rivers	6	12/30/95#

Kickoff Return Yards		
1 Eddie Drummond	192	9/19/04
2 Stefan Logan	109	9/19/10

Longest Plays		
Rush: Bob Hoenschemeyer	54	11/18/51
Pass: Kitna-to-Williams	91t	9/23/07
KR: Eddie Drummond	73	9/26/04
Punt: Nick Harris	51	9/26/04
PR: Larry Swider	62	12/2/79
Int: Jack Christiansen	33	11/18/51
FG: Jason Hanson	51	9/15/96

MR: several players, most recent

RECORDS & RESULTS

Overall:	12-14-2
Home	5-7-2
Road	7-7-0
Ford Field	0-2-0
Lincoln Financial Field	0-1-0

Date	Site	Result
10-18-33	POR	W, 25-0
10-14-34	Phi	W, 10-0
9-20-35	DET	W, 35-0
10-11-36	Phi	W, 23-0
12-4-38	DET	L, 7-21
11-17-40	Phi	W, 21-0
11-16-41	DET	W, 21-17
10-14-45	W, 28-24	
12-12-48	DET	L, 21-45
11-14-49	Phi	W, 14-22
11-18-51	Phi	W, 28-10
12-5-54	DET	T, 13-13
11-10-57	Phi	W, 27-16
10-16-60	Phi	L, 10-28
12-17-61	DET	W, 21-27
12-19-65	Phi	W, 35-28
11-28-68	DET	L, 0-12
12-5-71	DET	L, 20-23
12-15-74	Phi	L, 17-28
10-7-77	DET	W, 17-13
12-2-79	Phi	L, 7-44
10-4-84	DET	T, 23-23ot
11-16-86	W, 13-11	
9-15-96	Phi	L, 17-24
11-8-98	Phi	L, 9-10
9-26-04	DET	L, 13-30
12-1-06	Phi	L, 21-56
9-19-10	DET	L, 32-35

9-19-10	DET	L, 32-35
Postseason		0-1
Road		0-1

SERIES NOTES

➤ Detroit claimed victories in the first four games of the series, with each being a shutout. The Lions also won seven of the first eight meetings.

➤ The Lions' last tie in a regular season game was against the Eagles (23-23) November 4, 1984, the only tie in Silverdome history.

➤ On September 26, 2004, the Eagles visited Detroit for the first time since 1984. With 135 yards, WR Roy Williams became the first Detroit rookie receiver to gain 100 receiving yards since 2000.

➤ In Detroit's last win over Philadelphia, the Lions' defense sacked Eagles QB Randall Cunningham 11 times to tie a club record in a 13-11 win November 6, 1986. Seven Lions' defenders recorded sacks, including 4.0 by Keith Ferguson and 2.5 by William Gay. A 72-yard scoring strike from Joe Ferguson to Jeff Chadwick in the first quarter turned out to be the game's only touchdown.

➤ In the Lions' first visit to Lincoln Financial Field (Sept. 23, 2007), QB Jon Kitna set a franchise record with 446 passing yards. Kitna connected with WR Roy Williams for a 91-yard TD, career highs for both players. With 204 receiving yards, Williams' career high was the third-highest tally by a receiver in Lions history.

PUBLIC RELATIONS

Derek Boyko
Nova Care Complex: One Nova Care Way
Philadelphia, PA 19145
(215) 463-2500

REDSKINS 2012 SCHEDULE

Sep. 9	at New Orleans Saints
Sep. 16	at St. Louis Rams
Sep. 23	Cincinnati Bengals
Sep. 30	at Tampa Bay Buccaneers
Oct. 7	Atlanta Falcons
Oct. 14	Minnesota Vikings
Oct. 21	at New York Giants
Oct. 28	at Pittsburgh Steelers
Nov. 4	Carolina Panthers
Nov. 11	Baltimore Ravens
Nov. 18	Philadelphia Eagles
Nov. 22	at Dallas Cowboys (Thurs)
Dec. 3	New York Giants (Mon)
Dec. 9	Baltimore Ravens
Dec. 16	at Cleveland Browns
Dec. 23	at Philadelphia Eagles
Dec. 30	Dallas Cowboys

2011 Results: 5-11

LIONS SERIES RECORDS

Rushing Attempts		
1 Joe Don Looney	22	10/3/65
2 Billy Sims	21	11/8/81

Rushing Yards		
1 Billy Sims	159	11/8/81
2 Billy Sanders	105	11/9/87

Rushing Touchdowns		
1 Billy Sims	2	11/8/81

Passing Attempts		
1 Joe Harrington	52	11/7/04
1 Scott Mitchell	50	10/22/95

Passing Completions		
1 Scott Mitchell	30	10/22/95
2t Joe Harrington	26	11/7/04
2t Matthew Stafford	26	10/31/10

Passing Yards		
1 Scott Mitchell	327	10/22/95
2 Bobby Layne	310	9/30/51

Passes Intercepted		
1t MR: Chuck Long	4	11/15/87

Touchdown Passes		
1t Matthew Stafford	4	10/31/10
2 Scott Mitchell	3	10/22/95

Receptions		
1t MR: Herman Moore	10	10/22/95

Receiving Yards		
1 Fred Scott	156	11/8/81
2 Leonard Thompson	150	11/8/83

Receiving Touchdowns		
1 Calvin Johnson	3	10/31/10

Interceptions		
1t MR: Alphonso Smith	1	10/31/10

Points		
1 Calvin Johnson	18	10/31/10

Touchdowns		
1 Calvin Johnson	3	10/31/10
2 Billy Sims	2	11/8/81

Field Goals		
1 Jason Hanson	5	9/10/00
2t Benny Ricardo	4	10/8/78
2t Jason Hanson	4	12/5/99

Punts		
1 Herman Weaver	10	10/17/76

Punt Returns		
1 Alvin Hall	6	11/11/84

Punt Return Yards		
1 Stefan Logan	79	10/31/10

Kickoff Returns		
1t Alvin Hall	6	11/8/81
1t Alvin Hall	6	11/8/83

Kickoff Return Yards		
1 Mel Gray	134	11/12/92*

Longest Plays		
Rush: Horace King	52	10/8/78
Pass: Layne-to-Doran	70	11/11/56
KR: Mel Gray	55	11/2/92*
Punt: Pat Studstill	69	10/3/65
PR: Stefan Logan	71	10/31/10

FG:	Jason Hanson	54	9/10/00
# Postseason Game			

RECORDS & RESULTS

Overall	12-27-0
Home	10-9-0
Road	2-18-0
Ford Field	0-2-0
Fed-Ex Field	0-3-0

Date	Site	Result
11-20-32	POR	W, 10-0
10-15-33	Bos	W, 0-0
10-17-34	DET	W, 24-0
10-13-35	Bos	W, 17-7
10-30-35	DET	W, 14-0
10-16-38	DET	L, 5-7
11-26-39	Was	L, 7-31
10-27-40	DET	L, 14-20
11-29-42	DET	L, 3-15
11-14-44	Was	L, 20-42
10-6-46	DET	L, 16-17
11-16-47	DET	W, 38-21
11-14-48	Was	L, 21-46
9-30-51	DET	W, 55-17
11-11-56	Was	L, 17-18
10-3-65	DET	W, 14-10
11-25-68	Was	L, 3-14
10-17-70	DET	L, 10-31
11-22-73	Was	L, 13-10
10-17-76	Was	L, 7-20
10-8-78	DET	L, 19-21
9-9-79	DET	L, 24-27
11-8-81	DET	L, 31-33
10-23-83	Was	L, 17-38
11-18-84	Was	L, 16-28
11-13-85	Was	L, 3-24
11-15-87	Was	L, 38-40
11-4-90	DET	L, 13-21
9-1-91	Was	L, 0-45
9-20-92	Was	L, 10-13
10-22-95	Was	L, 30-41
11-9-97	Was	L, 7-30
12-5-99	DET	W, 33-17
9-10-00	DET	W, 15-10
11-7-04	DET	L, 10-17
10-7-07	Was	L, 3-34
10-26-08	Was	L, 17-25
9-27-09	DET	W, 19-14
10-31-10	DET	W, 37-25

Postseason	0-3
Road.....	0-3

^ NFC Championship Game; The Lions were located in Portsmouth from 1930-33. The Redskins were located in Boston from 1932-36.

SERIES NOTES

➤ The last time the Lions defeated the Redskins on the road was October 13, 1935, a 17-7 victory at Boston.

➤ Detroit's K Jason Hanson played in his 20th career game as a Lion when the Redskins visited Ford Field in 2004. Hanson's 200th game tied him for first on the Lions' all-time games played list with Wayne Walker (1958-72).

➤ Detroit's 33-17 win over the Redskins December 5, 1999 at the Silverdome snapped a 16-game losing streak against Washington dating back to a 14-10 Lions' win at Tiger Stadium October 3, 1965.

➤ On September 27, 2009, Lions rookie QB Matthew Stafford threw for 247 yards and one TD and was 21-of-36 (58.3 pct.) with 10 interceptions for his first win as an NFL starting quarterback.

➤ QB Matthew Stafford connected with WR Calvin Johnson for 3 TDs and rookie DT Ndamukong Suh registered 2 sacks and a fumble return for a touchdown in the team's 37-25 win over Washington October 31, 2010 at Ford Field.

PUBLIC RELATIONS

Tony Wylie
21300 Redskin Park Drive
Ashburn, VA 22011
(703) 478-8900





NEW ORLEANS SAINTS

SAINTS 2012 SCHEDULE

Sep. 9	Washington Redskins	
Sep. 16	at Carolina Panthers	
Sep. 23	Kansas City Chiefs	
Sep. 30	at Green Bay Packers	
Oct. 7	San Diego Chargers	
Oct. 14	BYE	
Oct. 21	at Tampa Bay Buccaneers	
Oct. 28	at Denver Broncos	
Nov. 5	Philadelphia Eagles (Mon)	
Nov. 11	Atlanta Falcons	
Nov. 18	at Oakland Raiders	
Nov. 25	San Francisco 49ers	
Nov. 29	at Atlanta Falcons (Thurs)	
Dec. 9	at New York Giants	
Dec. 16	Tampa Bay Buccaneers	
Dec. 23	at Dallas Cowboys	
Dec. 30	Carolina Panthers	

2011 Results: 13-3

LIONS SERIES RECORDS

Rushing Attempts		
1 James Stewart	25	9/3/00
2 Dexter Bussey	24	9/25/77
3 Kevin Smith	24	2/21/08

Rushing Yards		
1 Dexter Bussey	150	9/25/77
2 Barry Sanders	113	9/21/97

Rushing Touchdowns		
1 Billy Sims	2	10/12/80

Passing Attempts		
1 Matthew Stafford	44	12/4/11
2 Scott Mitchell	43	9/14/97

Passing Completions		
1 Matthew Stafford	31	12/4/11
2 Greg Landry	27	11/14/76

Passing Yards		
1 Matthew Stafford	408	12/4/11
2 Greg Landry	310	11/14/76

Passes Intercepted		
1t MR: Matthew Stafford	3	9/13/09

Touchdown Passes		
1 several players; recent	2	
2 Scott Mitchell	2	9/14/97

Receptions		
1 Herman Moore	11	9/21/97
2t Dexter Bussey	8	11/14/76
2t Richard Johnson	8	12/3/89

Receiving Yards		
1 Richard Johnson	248	12/3/89
2t Ray Jarvis	111	11/14/76
2t Herman Moore	111	9/21/97

Receiving Touchdowns		
1 Carl Bland	2	9/18/88

Interceptions		
1t Lem Barney	2	11/19/72
1t James Hunter	2	10/21/79

Points		
1 Jason Hanson	13	9/29/02
2t Billy Sims	12	10/12/80
2t Carl Bland	12	9/18/88

Touchdowns		
1t Billy Sims	2	10/12/80
1t Carl Bland	2	9/18/88

Field Goals		
1 Jason Hanson	4	9/29/02

Punts		
1 Jim Arnold	8	12/3/89

Punt Returns		
1 Walter Stanley	7	12/3/89

Punt Return Yards		
1 Desmond Howard	119	9/3/00
2 Walter Stanley	53	12/3/89

Kickoff Returns		
1 Glyn Milburn	6	9/14/97
2 Aaron Brown	5	13/13/09

Kickoff Return Yards		
1 Aaron Brown	180	9/13/09
2 Glyn Milburn	157	9/14/97

Longest Plays		
Rush: Fred Scott	48t	10/12/80
Pass: Gagliano-to-Johnson		
KR: Aaron Brown	75t	12/3/89
PR: Jim Arnold	57	10/28/90
PR: Desmond Howard	95t	9/3/00
FG: Wayne Walker	47	11/24/68
Benny Ricardo	47	11/14/76
Steve Mike-Mayer	47	9/25/77
Jason Hanson	47	9/21/97
Jason Hanson	47	9/13/09

RECORDS & RESULTS

Overall	9-11-1
Home	6-3-1
Road	3-8-0
Ford Field	1-1-0
Superdome	2-6-0

Date	Site	Result
11-24-68	DET	T, 20-20
11-8-70	NO	L, 17-19
1-19-72	DET	W, 27-14
10-14-73	NO	L, 13-20
11-3-74	DET	W, 19-14
11-14-76	NO	L, 16-17
9-25-77	DET	W, 23-19
10-21-79	NO	L, 7-17
10-12-80	DET	W, 24-13
9-18-88	DET	L, 14-22
12-3-89	DET	W, 21-14
10-28-90	NO	W, 27-10
10-4-92	DET	L, 7-13
9-19-93	NO	L, 3-14
9-14-97	NO	L, 17-35
9-3-00	NO	W, 14-10
9-29-02	DET	W, 26-21
12-14-05	SA	W, 13-12
12-21-08	DET	L, 7-42
9-13-09	NO	L, 17-45
12-4-11	NO	L, 17-31
Postseason		0-1
Road		0-1

Note: New Orleans split home games between San Antonio and Baton Rouge due to Hurricane Katrina.

SERIES NOTES

➤ In the second game ever played at Ford Field, the Lions claimed a 26-21 win over New Orleans for the first win at the team's new downtown Detroit home.

➤ The first game played between the Lions and Saints was a 20-20 tie November 24, 1968 in Detroit.

➤ The home team has generally had the upper hand in the series with Detroit compiling a 6-3-1 mark at home (1-1 at Ford Field) while New Orleans has managed a 6-3 record at home (5-2 in the Superdome).

➤ In one of the NFL's all-time amazing finishes, New Orleans kicker Tom Dempsey booted a 63-yard field goal as time expired to give the Saints a 19-17 victory in Tulane Stadium November 8, 1970. Dempsey's mighty boot stood alone as the longest field goal in NFL history until Denver's Jason Elam tied the record October 25, 1998 vs. Jacksonville.

➤ The Lions' Richard Johnson tallied 248 yards receiving (second-in team history) on eight receptions and earned NFC Player of the Week honors in Detroit's 21-14 win over the Saints on December 3, 1989.

➤ The Lions kicked off the 2000 season by defeating the Saints 14-10 in the Superdome. The Lions' only touchdown of the game was courtesy of Desmond Howard's franchise record 95-yard punt return in the fourth quarter.

➤ K Jason Hanson nailed a 39-yard field goal as time expired in regulation that lifted the Lions to a 13-12 win over New Orleans in San Antonio. The final drive was set up by a Roy Williams 40-yard grab on 4th- and -17, Williams' four catches for 111 yards against the Saints, all in the fourth quarter.

PUBLIC RELATIONS

Greg Bensel/Doug Miller
5600 Airline Highway
Metairie, LA 70003
(504) 733-0255

TAMPA BAY BUCCANEERS

BUCCANEERS 2012 SCHEDULE

Sep. 9	Carolina Panthers	
Sep. 16	at New York Giants	
Sep. 23	at Dallas Cowboys	
Sep. 30	Washington Redskins	
Oct. 7	BYE	
Oct. 14	Kansas City Chiefs	
Oct. 21	at Dallas Cowboys	
Oct. 25	at Minnesota Vikings (Thurs)	
Nov. 4	at Oakland Raiders	
Nov. 11	San Diego Chargers	
Nov. 18	at Carolina Panthers	
Nov. 25	at Denver Broncos	
Dec. 2	Philadelphia Eagles	
Dec. 16	at New Orleans Saints	
Dec. 23	St. Louis Rams	
Dec. 30	at Atlanta Falcons	

2011 Results: 4-12

LIONS SERIES RECORDS

Rushing Attempts		
1t Barry Sanders	29	11/7/93
1t James Stewart	29	10/19/00

Rushing Yards		
1 Barry Sanders	237*	11/13/94
2 Barry Sanders	215	10/12/97

Rushing Touchdowns		
1t Barry Sanders	3	9/29/91
1t James Stewart	3	10/19/00

Passing Attempts		
1 Scott Mitchell	50	9/7/97

Passing Completions		
1 Eric Hipple	31	9/21/86

Passing Yards		
1 Gary Danielson	360	12/14/80
2 Scott Mitchell	352	12/23/95

Passes Intercepted		
1 Todd Hons	3	10/4/87
2 Rusty Hilger	3	12/18/88

Touchdown Passes		
1t Matthew Stafford	3	9/11/11
1t Rodney Peete	3	10/25/92

Receptions		
1t MR: Herman Moore	10	12/23/95

Receiving Yards		
1 Calvin Johnson	152	12/19/10
2 Fred Scott	148	11/11/79

Receiving Touchdowns		
1 MR: Calvin Johnson	2	9/11/11

Interceptions		
1 MR: Bryant Westbrook	2	10/19/00

Points		
1 James Stewart	20	10/19/00
2t Barry Sanders	18	9/29/91
2t Barry Sanders	18	10/12/97

Touchdowns		
1t Barry Sanders	3	9/29/91
1t Barry Sanders	3	10/12/97
1t James Stewart	3	10/19/00

Field Goals		
1t Eddie Murray	4	12/17/89
1t Jason Hanson	4	12/9/01

Punts		
1 Mark Royals	10	9/8/96

Punt Returns		
1 Ray Williams	8	12/14/80

Punt Return Yards		
1 Mel Gray	66	12/17/89

Kickoff Returns		
1 Aveion Cason	7	11/23/08

Kickoff Return Yards		
1 Desmond Howard	218	9/17/00

Longest Plays		
Rush: Barry Sanders	85	10/2/94
Pass: Mitchell-to-Perinam		12/23/95
KR: Terry Fair	91t*	9/28/99
Punt: Jim Arnold	60	9/27/92

PR:	Ray Williams	53	11/23/80
Int:	Jack Christiansen	92t	11/15/53
FG:	Eddie Murray	51	9/21/86

* Lions' Record; MR: several players, most recent

RECORDS & RESULTS

Overall	29-25-0
Home	15-11-0
Road	14-14-0
Ford Field	1-2-0
Raymond James Stadium	1-2-0

Date	Site	Result
10-21-77	DET	W, 16-7
9-9-78	TB	W, 15-7
11-12-78	DET	W, 34-23
9-1-79	TB	L, 16-31
11-11-79	TB	L, 14-16
11-23-80	TB	W, 24-10
12-14-80	DET	W, 27-14
10-4-81	TB	L, 10-28
12-20-81	DET	L, 17-20
12-28-82	TB	W, 21-20
9-4-83	W	W, 11-0
12-18-83	DET	W, 24-20
9-16-84	TB	L, 17-21
10-14-84	DET	W, 13-7ot
9-29-85	W	W, 30-9
12-24-85	TB	L, 16-19ot
9-21-86	DET	W, 20-10
12-6-86	TB	W, 38-17
10-4-87	DET	L, 27-31
12-13-87	TB	W, 20-10
11-13-88	DET	L, 20-23
12-18-88	TB	L, 10-21
11-16-89	TB	W, 17-16
12-17-89	DET	W, 33-7
9-9-90	TB	L, 21-38
9-23-90	TB	L, 20-23
9-29-91	DET	W, 31-3
11-10-91	TB	L, 21-30
12-2-91	DET	W, 27-7
10-25-92	TB	W, 38-7
10-3-93	TB	L, 10-27
11-7-93	DET	W, 23-0
10-2-94	TB	L, 14-24
11-13-94	DET	W, 14-9
11-12-95	DET	W, 27-10
12-23-95	TB	W, 37-10
9-8-96	DET	W, 21-6
9-29-96	TB	W, 27-0
9-7-97	DET	L, 17-24
10-12-97	TB	W, 27-9
9-8-98	DET	W, 29-6
11-22-98	DET	W, 28-25
10-31-99	TB	W, 20-3
12-12-99	TB	L, 16-23
9-17-00	DET	L, 10-31
10-19-00	DET	W, 28-14
11-1-01	DET	L, 17-20
12-9-01	TB	L, 14-24
12-15-02	DET	L, 20-23
10-2-05	TB	L, 13-17
10-21-07	DET	W, 23-16
11-23-08	DET	W, 23-38
12-19-10	TB	W, 23-20ot
9-11-11	TB	W, 27-20
Postseason		0-1
Road		0-1

Date	Site	Result
12-28-97	TB	L, 10-20

SERIES NOTES

➤ In Detroit's 14-9 win at the Silverdome November 13, 1994, Barry Sanders rushed for a franchise-record 237 yards (then-sixth-highest single-game total in NFL history). Sanders gained a NFL record 200 yards in the second half.

➤ Sanders made history in Detroit's 27-9 win over the Buccaneers at Tampa Bay October 12, 1997. He became the first player in NFL history to record two 80-yard TD runs in the same game. He broke off an 80-yard scoring play late in the first quarter and added an 82-yard touchdown romp in the third quarter, finishing the day with 215 yards.

➤ The Lions ended a 26-game road losing streak December 29, 2010 when they claimed a 23-20 overtime win.

➤ In the 2011 season opener, the Lions claimed a 27-20 win on the road behind 305 passing yards and 3 TDs by QB Matthew Stafford and 2 TD grabs by WR Calvin Johnson.

PUBLIC RELATIONS

Jonathan Grella
One Buccaneer Place
Tampa, FL 33607
(813) 870-2700



COACHING & SERIES RECORDS

Detroitlions.com
Media.Detroitlions.com

ARIZONA CARDINALS

CARDINALS 2012 SCHEDULE

Sep. 9	Seattle Seahawks
Sep. 16	at New England Patriots
Sep. 23	Philadelphia Eagles
Sep. 30	Miami Dolphins
Oct. 4	at St. Louis Rams (Thurs)
Oct. 14	Buffalo Bills
Oct. 21	at Minnesota Vikings
Oct. 29	San Francisco 49ers (Mon)
Nov. 4	at Green Bay Packers
Nov. 11	BYE
Nov. 18	at Atlanta Falcons
Nov. 25	St. Louis Rams
Dec. 2	at New York Jets
Dec. 9	at Seattle Seahawks
Dec. 16	Detroit Lions
Dec. 23	Chicago Bears
Dec. 30	at San Francisco 49ers

2011 RECORD: 8-8

LIONS SERIES RECORDS

Rushing Attempts		
1 Barry Sanders	27	11/1/98
2 Kevin Jones	26	12/5/04
3 Billy Sims	25	9/21/80

Rushing Yards		
1 Kevin Jones	196	12/5/04
2 Barry Sanders	147	19/7/95
3 Maurice Morris	126	12/20/09

Rushing Touchdowns		
1 Dan Lewis	2	11/12/61

Passing Attempts		
1 Charlie Batch	62	11/18/01
Jon Kitna	45	11/11/07
3 Gus Ferrotte	39	11/14/99

Passing Completions		
1 Charlie Batch	36	11/18/01
2t Jon Kitna	32	11/11/07
2t Gus Ferrotte	24	11/14/99

Passing Yards		
1 Charlie Batch	436	11/18/01
2 Gus Ferrotte	375	11/14/99

Passes Intercepted		
1 Gary Danielson	5	12/3/78

Touchdown Passes		
1 Joey Harrington	4	9/7/03
2t Erik Kramer	3	12/12/93
2t Charlie Batch	3	11/18/01
Joey Harrington	3	11/13/05

Receptions		
1 Lamont Warren	11	11/18/01
2 MR: Roy Williams	7	11/13/05

Receiving Yards		
1 Johnnie Morton	153	11/18/01
2 Germane Crowell	142	11/14/99
3t Earl McCullough	117	11/16/69
3t Roy Williams	117	11/13/05

Receiving Touchdowns		
1 Roy Williams	3	11/13/05
2t Pat Studstill	2	10/1/67
2t David Sloan	2	11/18/01
2t Charles Rogers	2	9/7/03
2t Roy Williams	2	11/11/07

Interceptions		
1 Lem Barney	2	12/6/70
1 Dre Bly	2	12/5/04

Points		
1 Roy Williams	18	11/13/05
2t Jason Hanson	14	9/26/93
2t Jason Hanson	14	12/5/04

Touchdowns		
1 Roy Williams	3	11/13/05
2t MR: Roy Williams	2	11/11/07

Field Goals		
1t Jason Hanson	4	9/26/93
1t Jason Hanson	4	12/5/04
3 Jason Hanson	3	11/1/98

Punts		
1t Tom Skladany	7	12/7/80
1t John Jett	7	11/14/99
1t John Jett	7	12/8/02

Punt Returns		
1 Tony Leonard	6	12/3/78
2t Terry Fair	5	11/1/98

2t Eddie Drummond	5	12/8/02
-------------------	---	---------

Punt Return Yards		
1 Eddie Drummond	100	12/8/02
2 Eddie Drummond	77	9/7/03

Kickoff Returns		
1 Larry Foster	7	11/18/01

Kickoff Return Yards		
1 Derrick Williams	154	12/20/09
2 Johnnie Morton	136	9/17/95

Longest Plays		
Rush: Kevin Jones	74	12/5/04
Pass: Gus Ferrotte-to-Germane Crowell	77t	11/14/99

KR: Mel Gray	61	9/26/93
Punt: Pat Studstill	67	10/1/67
PR: Eddie Drummond	73	12/8/02
Int: Louis Delmas	101t	12/20/09
FG: Errol Mann	52	12/2/73

MR: several players, most recent

RECORDS

Overall	31-24-5
Home	19-11-3
Road	12-13-2
at Ford Field	3-1-0
Univ. of Phoenix Stadium	0-2-0

Date	Site	Result
10-5-30	POR	T, 0-0
10-26-30	Chi	L, 13-23
9-23-31	POR	W, 13-3
11-22-31	Chi	L, 19-20
10-2-32	POR	T, 7-7
10-1-33	POR	W, 7-6
9-30-34	DET	W, 6-0
11-11-34	Chi	W, 17-13
9-29-35	DET	T, 10-10
11-3-35	Chi	W, 7-6
9-27-36	DET	W, 39-0
11-22-36	Chi	W, 14-7
9-19-37	DET	W, 16-7
11-21-37	Chi	W, 16-7
10-23-38	DET	W, 10-0
11-20-38	Chi	W, 7-3
9-10-39	DET	W, 21-13
10-1-39	Chi	W, 17-3
9-15-40	Chi	T, 0-0
10-6-40	DET	W, 43-14
9-27-41	Chi	T, 14-14
11-30-41	DET	W, 21-31
9-20-42	Chi	L, 0-13
10-18-42	DET	L, 0-7
9-19-43	DET	W, 35-17
10-17-43	Chi	W, 7-0
9-23-45	Chi	W, 10-0
10-21-45	DET	W, 26-0
9-30-46	DET	L, 14-34
10-13-46	DET	L, 14-36
9-28-47	Chi	L, 21-45
11-9-47	DET	L, 7-17
11-7-48	Chi	L, 20-56
11-25-48	DET	L, 14-28
10-23-49	Chi	W, 24-7
11-6-49	DET	L, 19-42
12-6-49	DET	W, 45-21
11-12-61	SIL	W, 45-14
10-1-67	SIL	L, 28-38
11-16-69	DET	W, 20-0
12-6-70	DET	W, 16-3
12-2-73	SIL	W, 20-16
12-21-75	DET	L, 13-24
12-3-78	SIL	L, 14-21
9-21-80	DET	W, 20-7
12-7-80	SIL	L, 23-24
9-10-89	DET	L, 13-16
9-26-93	DET	W, 26-20
12-12-93	Phx	W, 21-14
9-17-95	DET	L, 17-20
11-1-98	DET	L, 15-17
11-14-99	Arz	L, 19-23
11-18-01	Arz	L, 38-45
12-8-02	Arz	L, 20-23
9-7-03	DET	W, 42-24
12-5-04	DET	W, 26-12
11-13-05	DET	W, 29-21
11-19-06	Arz	L, 10-17
11-11-07	Arz	L, 21-31
12-20-09	DET	L, 24-31

Note: From 1930-33, the Lions were the Portsmouth (POR) Spartans. The Arizona Cardinals were located in Chicago from 1920-59 and in St. Louis from 1960-87 before moving to Phoenix, Ariz., in 1988.

The team became the Arizona Cardinals in 1994.

SERIES NOTES

► Detroit's series with the Cardinals is the oldest in the history of the Lions' franchise. The first game was played October 5, 1930 between the Portsmouth Spartans and the Chicago Cardinals, and it ended in a scoreless tie. That game is one of two scoreless ties (other was a 0-0 tie played September 15, 1940) played between the Lions and the Cardinals in their series. The Lions own a 31-24-5 advantage over the Cardinals.

► September 30, 1934 marked the first occasion that the Detroit Lions and the Chicago Cardinals matched up, and the Lions were victorious 6-0.

► In all, the Portsmouth Spartans were 2-2-2 vs. the Chicago Cardinals. Detroit has registered a 19-9-3 mark against the Chicago Cardinals, a 5-4 record over the St. Louis Cardinals and have a 5-6 mark since the Cardinals moved to Phoenix. Detroit currently has a three-game winning streak against the Cardinals.

► The Lions-Cardinals series is one of four series (Chicago, Green Bay and New York Giants) in franchise history that dates back to 1930. Portsmouth's inaugural season in the NFL.

► The teams met twice in 1993 with Detroit winning both contests, 26-20 at the Silverdome September 26 and 21-14 in Phoenix December 12.

► Behind the record-setting performance by QB Charlie Batch in Arizona November 18, 2001 (a then franchise record 436 yards passing), the Lions' offense set several team records and collected some of the franchise's highest totals in other team offensive categories. The Lions' 62 pass attempts set the team's single-game record by surpassing the previous high of 57 attempts accomplished vs. Chicago 10/9/88. The team's 36 completions are better than the 33 completions tossed at Cleveland 9/28/86 and vs. Green Bay 10/25/87. The Lions' established a new record for net passing yards by airing out 429 yards, which is better than the previous high of 395 vs. Minnesota 11/23/95. And the 22 first downs gained on pass plays is a new team record, passing the old mark of 20 set vs. Minnesota 11/23/95.

► Detroit snapped a five-game losing streak in the series in the 2003 season opener with a 42-24 win over the Cardinals at Ford Field. The win was the first for former Lions Head Coach Steve Mariucci. QB Joey Harrington threw for a career-high four touchdown passes in the game.

► In Detroit's 26-12 win over Arizona December 5, 2004, RB Kevin Jones ran for a career-high 196 yards on 26 carries, 105 of which came in the first half. It is the second-highest rushing total by a Lions rookie in team history, just one yard shy of Mel Farr's record of 197 yards on 24 carries at Minnesota (11/12/67).

► In the same 2004 contest, K Jason Hanson became the 20th player in NFL history to reach 1,300-point plateau.

► In the most recent meeting at Ford Field (12/20/09), S Louis Delmas returned an interception 101 yards for a touchdown which was the longest by a NFL rookie since 1926 (Columbus RB Pete Barnum, 103t at Canton 9/26/26). It also ranks as the longest by a Lions rookie in team history and is tied for the second longest in franchise history.

PUBLIC RELATIONS

Mark Dalton/Chris Melvin
8701 S.Hardy Drive
Phoenix, AZ 85244-2800
(602) 379-0101



COACHING & SERIES RECORDS

Detroitlions.com
Media.Detroitlions.com

ST. LOUIS RAMS

RAMS 2012 SCHEDULE

Sep. 9	at Detroit Lions
Sep. 16	Washington Redskins
Sep. 23	at Chicago Bears
Sep. 30	Seattle Seahawks
Oct. 4	Arizona Cardinals (Thurs)
Oct. 14	at Miami Dolphins
Oct. 21	Green Bay Packers
Oct. 28	New England Patriots (London)
Nov. 4	BYE
Nov. 11	at San Francisco 49ers
Nov. 18	New York Jets
Nov. 25	at Arizona Cardinals
Dec. 2	San Francisco 49ers
Dec. 9	at Buffalo Bills
Dec. 16	Minnesota Vikings
Dec. 23	at Tampa Bay Buccaneers
Dec. 30	at Seattle Seahawks

2011 Results: 2-14

LIONS SERIES RECORDS

Rushing Attempts		
1t Barry Sanders	26	11/17/91
1t Barry Sanders	25	10/24/93
3 Billy Sims	25	9/19/82
4 Billy Sims	22	9/7/80
Rushing Yards		
1 Billy Sims	153	9/7/80
2 Dan Lewis	128	10/30/60
3t Lew Carpenter	110	10/10/54
3t Billy Sims	119	9/19/82
Rushing Touchdowns		
1t Jim Ninowski	3	10/30/60
1t Billy Sims	3	9/7/80
Passing Attempts		
1 Eric Hipple	50	10/19/86
2 Chuck Long	48	12/6/87
Passing Completions		
1 Eric Hipple	31	10/19/86
2 Jon Kitna	29	10/1/06
Passing Yards		
1 Milt Plum	347	11/1/64
2 Eric Hipple	316	10/19/86
3 Earl Morrall	312	11/17/63
Passes Intercepted		
1 Jim Ninowski	5	10/30/60
Touchdown Passes		
1 MR: Shaun Hill	3	12/28/03
Receptions		
1t James Gibbons	9	10/30/60
1t Herman Hunter	9	10/19/86
1t Roy Williams	9	10/1/06
4t Germane Crowell	8	11/7/99
4t Mike Furrey	8	10/1/06
Receiving Yards		
1 Gail Cogdill	165	11/1/64
2 Germane Crowell	163	11/7/99
3 Ron Jessie	149	10/6/74
Receiving Touchdowns		
1 MR: Mike Furrey	2	10/1/06
Interceptions		
1t Yale Lary	3	10/28/56
1t Joe Schmidt	3	10/26/58
Points		
1 Pat Harder	19	12/21/52#
2t Jim Ninowski	18	10/30/60
2t Billy Sims	18	9/7/80
Touchdowns		
1t Jim Ninowski	3	10/30/60
1t Billy Sims	3	9/7/80
Field Goals		
1t Errol Mann	4	12/14/69
1t Bob Thomas	4	9/19/82
3t Jason Hanson	3	10/23/93
3t Jason Hanson	3	11/7/99
3t Jason Hanson	3	12/28/03
Punts		
1 Jerry DePoyster	10	11/3/68
Punt Returns		
1 MR: Pete Mandley	5	10/19/86
Punt Return Yards		
1 Jack Christiansen	126	10/14/51

Kickoff Returns

1t Desmond Howard	6	10/8/01
1t Eddie Drummond	6	10/1/06

Kickoff Return Yards

1 Wally Triplett	294*	10/28/50
------------------	------	----------

Longest Plays

Rush: Dan Lewis	74t	10/30/60
Pass: Earl Morrall to Dave Middleton	79t	11/15/59

KR: Stefan Logan	105	10/10/10
Punt: Jim Arnold	68	10/24/93

PR: Jack Christiansen	69t	10/14/51
Int: Jack Christiansen	92t	11/1/53

FG: Eddie Murray	53	12/6/87
------------------	----	---------

*Lions' Record; # Postseason Game; MR: several players' most recent

RECORDS @ RESULTS

Overall.....	38-42-1
--------------	---------

Home.....	20-21-0
-----------	---------

Road.....	18-21-1
-----------	---------

Ford Field.....	2-1-0
-----------------	-------

Edward Jones Dome.....	0-1-0
------------------------	-------

Date	Site	Result
-------------	-------------	---------------

9-10-37	Cle	W, 28-0
---------	-----	---------

11-7-37	DET	W, 27-7
---------	-----	---------

10-1-38	Cle	L, 17-21
---------	-----	----------

11-8-38	DET	W, 6-0
---------	-----	--------

10-15-39	DET	W, 15-7
----------	-----	---------

11-19-39	Cle	L, 3-14
----------	-----	---------

9-29-40	DET	W, 6-0
---------	-----	--------

11-3-40	Cle	L, 0-24
---------	-----	---------

10-14-41	DET	W, 17-7
----------	-----	---------

11-2-41	Cle	W, 14-0
---------	-----	---------

9-27-42	DET	L, 0-14
---------	-----	---------

11-15-42	Cle	L, 7-27
----------	-----	---------

10-15-44	DET	L, 17-20
----------	-----	----------

11-26-44	Cle	W, 26-14
----------	-----	----------

11-22-45	DET	L, 21-28
----------	-----	----------

10-20-46	DET	L, 14-35
----------	-----	----------

11-3-46	DET	L, 20-41
---------	-----	----------

10-12-47	DET	L, 13-27
----------	-----	----------

11-23-47	LA	L, 17-28
----------	----	----------

9-22-48	LA	L, 7-44
---------	----	---------

10-24-48	DET	L, 27-34
----------	-----	----------

9-23-49	LA	L, 24-27
---------	----	----------

10-16-49	DET	L, 10-21
----------	-----	----------

10-15-50	DET	L, 28-30
----------	-----	----------

10-28-50	LA	L, 24-65
----------	----	----------

10-14-51	DET	L, 21-27
----------	-----	----------

12-9-51	LA	W, 24-22
---------	----	----------

10-3-52	LA	W, 17-14
---------	----	----------

10-19-52	DET	W, 24-16
----------	-----	----------

10-18-53	DET	L, 19-31
----------	-----	----------

11-1-53	LA	L, 24-37
---------	----	----------

10-10-54	LA	W, 21-3
----------	----	---------

11-21-54	DET	W, 27-24
----------	-----	----------

10-9-55	DET	L, 10-17
---------	-----	----------

10-23-55	LA	L, 13-24
----------	----	----------

10-14-56	DET	W, 24-21
----------	-----	----------

10-28-56	LA	W, 16-7
----------	----	---------

10-13-57	DET	W, 10-7
----------	-----	---------

10-27-57	LA	L, 17-35
----------	----	----------

10-12-58	DET	L, 28-42
----------	-----	----------

10-26-58	LA	W, 41-24
----------	----	----------

10-25-59	LA	W, 17-7
----------	----	---------

11-15-59	DET	W, 23-17
----------	-----	----------

10-30-60	DET	L, 35-48
----------	-----	----------

11-13-60	DET	W, 12-10
----------	-----	----------

10-15-61	DET	W, 14-13
----------	-----	----------

10-29-61	LA	W, 28-10
----------	----	----------

10-14-62	DET	W, 13-10
----------	-----	----------

11-4-62	LA	W, 12-3
---------	----	---------

9-14-63	DET	L, 21-28
---------	-----	----------

11-17-63	LA	L, 17-17
----------	----	----------

10-1-64	DET	W, 37-17
---------	-----	----------

9-19-65	DET	W, 20-0
---------	-----	---------

10-31-65	LA	W, 21-7
----------	----	---------

10-9-66	DET	L, 7-14
---------	-----	---------

12-4-66	LA	L, 3-23
---------	----	---------

11-23-67	DET	L, 7-31
----------	-----	---------

11-3-68	LA	L, 7-10
---------	----	---------

12-14-69	DET	W, 28-0
----------	-----	---------

12-14-70	LA	W, 28-23
----------	----	----------

11-14-71	DET	L, 13-21
----------	-----	----------

12-17-72	LA	W, 34-17
----------	----	----------

10-6-74	LA	L, 13-16
---------	----	----------

11-27-75	DET	L, 0-20
----------	-----	---------

12-11-76	DET	L, 17-20
----------	-----	----------

9-7-80	LA	W, 41-20
--------	----	----------

11-1-81	LA	L, 10-21
---------	----	----------

9-19-82	LA	W, 19-14
---------	----	----------

10-2-83	LA	L, 13-20
---------	----	----------

10-19-86	LA	L, 10-14
----------	----	----------

12-6-87	DET	L, 16-37
---------	-----	----------

9-11-88	LA	L, 10-17
---------	----	----------

11-17-91	DET	W, 21-10
----------	-----	----------

10-24-93	LA	W, 16-13ot
----------	----	------------

11-7-99	DET	W, 31-27
---------	-----	----------

10-8-01	DET	L, 35-0
---------	-----	---------

12-28-03	DET	W, 30-20
----------	-----	----------

10-01-06	STL	L, 34-41
----------	-----	----------

11-1-09	DET	L, 17-10
---------	-----	----------

10-10-10	DET	W, 44-6
----------	-----	---------

Postseason	1-0
-------------------------	-----

Home	1-0
-------------------	-----

Date	Site	Result
-------------	-------------	---------------

12-21-52	DET	W, 31-21
----------	-----	----------

Note: The Rams were located in Cleveland from 1937-45 and Los Angeles from 1946-94. The club relocated to St. Louis in 1995.

SERIES NOTES

➤ The St. Louis Rams lead the Lions in the all-time series 42-38-1. In their series, the Rams have been located in three different cities, Cleveland (1937-45), Los Angeles (1946-94) and St. Louis (since 1995).

➤ Overall, Detroit was 8-7 vs. the Cleveland Rams, 27-32-1 vs. the Los Angeles Rams and are 2-3 vs. the St. Louis Rams.

➤ The inaugural game between the two teams was played September 10, 1937 when the Lions claimed a 28-0 shutout at Cleveland.

➤ After the Rams moved to Los Angeles, the clubs faced off twice each season from 1946-66. The Rams owned a slight edge, 21-20-1, in those games played.

➤ The Lions played the Rams November 7, 1999 in the first meeting between the teams since the Rams moved from Los Angeles to St. Louis. Detroit won the affair 31-27 at the Silverdome in the final minute of the game when QB Gus Frerotte hit WR Johnnie Morton on a 12-yard touchdown pass with 28 seconds remaining to play for the game winning score. On the final drive, Frerotte completed a 57-yard pass to WR Germane Crowell on a fourth-and-26 play to keep the drive alive.

➤ In the 2003 season finale, the Lions defeated the St. Louis Rams at Ford Field, 30-20, denying the Rams' bid for homefield advantage throughout the playoffs.

➤ In the Lions 44-6 win over St. Louis, October 10, 2010, KR Stefan Logan set a new team record with a 105-yard kickoff return for a touchdown. QB Shaun Hill connected on 3 touchdown passes, CB Alphonso Smith returned a 42-yard interception for a touchdown and rookie DT Ndamukong Suh registered his first career interception on a tipped pass (20-yard return).

PUBLIC RELATIONS

Artis Twyman
One Rams Way
St. Louis, MO 63045
(314) 982-7267



COACHING & SERIES RECORDS

Detroitlions.com

Media.Detroitlions.com

SAN FRANCISCO 49ERS

SEATTLE SEAHAWKS

49ERS 2012 SCHEDULE

Sep. 9	at Green Bay Packers
Sep. 16	Detroit Lions
Sep. 23	at Minnesota Vikings
Sep. 30	at New York Jets
Oct. 7	Buffalo Bills
Oct. 14	New York Jets
Oct. 18	Seattle Seahawks (Thurs)
Oct. 29	at Arizona Cardinals (Mon)
Nov. 4	BYE
Nov. 11	St. Louis Rams
Nov. 19	Chicago Bears (Mon)
Nov. 25	at New Orleans Saints
Dec. 2	at St. Louis Rams
Dec. 9	Miami Dolphins
Dec. 16	at New England Patriots
Dec. 23	at Seattle Seahawks
Dec. 30	Arizona Cardinals

2011 Results: 13-3

LIONS SERIES RECORDS

Rushing Attempts	
1 James Jones	30 10/20/85
2 Barry Sanders	28 12/23/96

Rushing Yards	
1 Barry Sanders	175 12/23/96
2 Mel Farr	117 11/22/70

Rushing Touchdowns	
1 MR: Billy Sims	2 12/31/83#

Passing Attempts	
1 Matthew Stafford	50 10/16/11
2 Bobby Layne	45 10/30/95

Passing Completions	
1t Scott Mitchell	28 9/25/95
1t Matthew Stafford	28 10/16/11

Passing Yards	
1 Earl Morrall	330 11/3/63
2 Matthew Stafford	293 10/16/11

Passes Intercepted	
1 Gary Danielson	5 12/31/83#

Touchdown Passes	
1t Tobin Rote	4 11/3/57
1t Milt Plum	4 9/23/62
1t Earl Morrall	4 11/3/63

Receptions	
1 Billy Sims	11 11/2/80
2 Terry Barr	10 11/3/63

Receiving Yards	
1 Jim Gibbons	161 12/13/64
2 James Doran	150 11/3/57

Receiving Touchdowns	
1t Jim Doran	3 11/3/57
1t Terry Barr	3 11/3/63

Interceptions	
1 MR: Lem Barney	2 11/2/75

Points	
1 Jim Doran	18 11/3/57
2 Terry Barr	18 11/3/63

Touchdowns	
1t Jim Doran	3 11/3/57
1t Terry Barr	3 11/3/63

Field Goals	
1t MR: Jason Hanson	4 9/25/95

Punts	
1 Wilbur Summers	12* 10/23/77

Punt Returns	
1 Lem Barney	6 11/2/69

Punt Return Yards	
1 Tom Watkins	184* 10/6/63

Kickoff Returns	
1t Eddie Drummond	6 11/2/06
1t Brandon Middleton	6 9/21/08

Kickoff Return Yards	
1 Mel Gray	151 10/9/94

Longest Plays	
Rush: Dan Lewis	64 9/23/62
Pass: Milt Plum-to-Jim Gibbons	82* 12/13/64

KR: Bob Williams	71 11/2/69
-------------------------	------------

Punt: Yale Lary	74 9/13/64
PR: Tommy Watkins	90t 10/6/63
Int: Robert Bailey	74t 11/4/01
FG: Eddie Murray	54 12/31/83#

*Lions' Record; # Postseason Game; MR: several players, most recent

RECORDS & RESULTS

Overall.....	26-35-1
Home.....	16-13-0
Road.....	10-22-1
Ford Field.....	0-2-0
Candlestick Park.....	2-12-0

Date	Site	Result
10-8-50	DET	W 24-7
10-22-50	SF	L 27-28
12-2-51	DET	L 10-20
12-16-51	SF	L 17-21
9-28-52	SF	L 3-17
10-12-52	DET	L 0-28
10-11-53	DET	W 24-21
10-25-53	DET	W 14-10
10-24-54	SF	W 31-37
11-14-54	DET	W 48-7
10-16-55	SF	L 24-27
10-30-55	SF	L 21-38
11-21-56	DET	W 20-17
11-4-56	DET	W 17-13
11-18-57	SF	L 21-35
11-17-57	DET	W 31-10
11-2-58	SF	L 21-24
11-16-58	DET	W 35-21
10-18-59	DET	L 13-34
11-1-59	SF	L 10-13
10-12-60	DET	W 26-3
11-6-60	SF	W 24-0
10-1-61	DET	L 0-49
11-5-61	SF	T 20-20
11-11-62	SF	W 38-24
9-23-62	DET	W 45-24
10-6-63	DET	W 26-3
11-3-63	SF	W 45-7
9-13-64	SF	W 26-17
12-13-64	DET	W 24-7
11-14-65	DET	L 21-27
12-5-65	DET	L 14-17
10-23-66	SF	L 24-27
11-24-66	DET	L 14-41
10-29-67	SF	W 45-3
12-27-68	DET	L 7-14
11-2-69	SF	W 26-14
11-22-70	DET	W 28-14
12-19-71	SF	L 27-31
11-4-73	SF	W 30-20
10-14-74	DET	W 17-13
11-2-75	SF	W 28-17
12-23-77	SF	L 7-28
12-17-78	DET	W 33-14
11-2-80	DET	W 17-13
9-6-81	DET	W 24-17
9-2-84	DET	L 27-30
10-20-85	DET	W 23-21
10-2-88	SF	L 13-20
12-28-92	SF	L 3-35
12-19-93	DET	L 17-55
10-9-94	DET	L 21-27
9-25-95	DET	W 27-24
12-23-96	SF	L 14-24
12-14-98	SF	L 13-35
11-4-01	SF	L 13-21
10-5-03	SF	L 24-24
12-12-06	DET	L 13-19
9-21-08	SF	L 31-31
12-27-09	SF	L 19-25
10/16/11	DET	L 6-20

10-11-53	DET	W, 24-21
10-25-53	SF	W, 14-10
10-24-54	SF	L, 31-37

11-14-54	DET	W, 48-7
10-16-55	DET	L, 24-27
10-30-55	SF	L, 21-38

Public Relations	
Bob Lange/Ryan Moore	4949 Centennial Boulevard Santa Clara, CA 95054 (408) 562-4949

SEAHAWKS 2012 SCHEDULE

Sep. 9	at Arizona Cardinals
Sep. 16	Dallas Cowboys
Sep. 24	Green Bay Packers (Mon)
Sep. 30	at St. Louis Rams
Oct. 7	at Carolina Panthers
Oct. 14	New England Patriots
Oct. 18	at San Francisco 49ers (Thurs)
Oct. 28	at Detroit Lions
Nov. 4	Minnesota Vikings
Nov. 11	New York Jets
Nov. 18	BYE
Nov. 25	at Miami Dolphins
Dec. 2	at Chicago Bears
Dec. 9	Arizona Cardinals
Dec. 16	at Buffalo Bills (Toronto)
Dec. 23	San Francisco 49ers
Dec. 30	St. Louis Rams

2011 Results: 7-9

LIONS SERIES RECORDS

Rushing Attempts	
1 Barry Sanders	22 10/17/93
2 Dexter Bussey	20 9/24/78

Rushing Yards	
1 Barry Sanders	134 11/17/96
2 Dexter Bussey	120 9/24/78
3 Barry Sanders	101 10/17/93

Rushing Touchdowns	
1 several players, recent Barry Sanders	1 12/30/90

Passing Attempts	
1 Joey Harrington	48 11/16/03
2 Matthew Stafford	42 11/8/09
3 Jon Kitna	37 9/10/07
4t Greg Landry	27 10/24/76
4t Todd Hons	27 10/18/87

Passing Completions	
1 Joey Harrington	26 11/16/03
2 Matthew Stafford	22 11/8/09
3 Jon Kitna	21 9/10/06

Passing Yards	
1 Joey Harrington	285 11/16/03
2 Greg Landry	233 10/24/76

Passes Intercepted	
1 Matthew Stafford	5 11/8/09
2t Gary Danielson	2 12/2/84
2t Todd Hons	2 10/18/87
2t Joey Harrington	2 11/16/03

Touchdown Passes	
1t Greg Landry	3 10/24/76
1t Charlie Batch	3 9/12/99

Receptions	
1 Herman Moore	8 10/17/93

Receiving Yards	
1 Herman Moore	93 10/17/93

Receiving Touchdowns	
1t Danny Bradley	2 10/18/87
1t Herman Moore	2 10/17/93
1t Gernane Crowell	2 9/12/99

Interceptions	
1 Lew Johnson	2 10/24/76
2 William White	2 12/30/90

Points	
1t Danny Bradley	12 10/18/87
1t Jason Hanson	12 10/17/93
1t Herman Moore	12 10/17/93
1t Gernane Crowell	12 9/12/99

Touchdowns	
1t Danny Bradley	2 10/18/87
1t Herman Moore	2 10/17/93
1t Gernane Crowell	2 9/12/99

Field Goals	
1t Benny Ricardo	3 9/24/78
1t Jason Hanson	3 10/17/93

Punts	
1t Herman Weaver	7 10/24/76
1t John Jett	7 9/12/99

Punt Returns	
1 Lem Barney	4 10/24/76

Punt Return Yards	
1 Mel Gray	42 10/17/93

Kickoff Returns	
1 Derrick Williams	8 11/8/09
2 Reggie Swinton	6 11/16/03
3t Jesse Thompson	4 9/24/78
3t Danny Bradley	4 10/18/87

Kickoff Return Yards	
1 Derrick Williams	178 11/8/09
2 Jesse Thompson	120 9/24/78

Longest Plays	
Rush: Kevin Smith	31 11/8/09
Pass: Joey Harrington-to-Scotty Anderson	

KR: Mel Gray	72t 11/16/03
Punt: Jim Arnold	95t 10/17/93
PR: Mel Gray	60 10/17/93
Int: Lew Johnson	35 10/17/93
FG: Jason Hanson	70t 10/24/76
	51 9/12/99

KR:	Mel Gray	95t	10/17/93
Punt:	Jim Arnold	60	10/17/93
PR:	Mel Gray	35	10/17/93

Public Relations	
Dave Pearson/Lane Gammel	11220 N.E. 53rd Street Kirkland, WA 98033 (425) 827-9777



COACHING & SERIES RECORDS

Detroitlions.com
Media.Detroitlions.com

BUFFALO BILLS

MIAMI DOLPHINS

BILLS 2012 SCHEDULE

Sep. 9	at New York Jets
Sep. 16	Kansas City Chiefs
Sep. 23	at Cleveland Browns
Sep. 30	New England Patriots
Oct. 7	at San Francisco 49ers
Oct. 14	at Arizona Cardinals
Oct. 21	Tennessee Titans
Oct. 28	BYE
Nov. 4	at Houston Texans
Nov. 11	at New England Patriots
Nov. 15	Miami Dolphins (Thurs)
Nov. 25	at Indianapolis Colts
Dec. 2	Jacksonville Jaguars
Dec. 9	St. Louis Rams
Dec. 16	Seattle Seahawks (Toronto)
Dec. 23	at Miami Dolphins
Dec. 30	New York Jets

2011 Results: 6-10

LIONS SERIES RECORDS

Rushing Attempts		
1 Dexter Bussey	27	11/25/76
2 Dexter Bussey	26	10/28/79
2t Barry Sanders	26	12/22/91

Rushing Yards		
1 Dexter Bussey	139	10/28/79
2 Dexter Bussey	137	11/25/76
3 Kevin Jones	127	10/15/06

Rushing Touchdowns		
1 MR: Kevin Jones	1	10/15/06

Passing Attempts		
1 Shaun Hill	50	11/14/10
1t Joey Harrington	42	10/27/02
3 Scott Mitchell	38	10/5/97

Passing Completions		
1 Shaun Hill	29	11/14/10
2 Jon Kitna	24	10/15/06

Passing Yards		
1 Dave Krieg	351	11/24/94
2 Shaun Hill	323	11/14/10

Touchdown Passes		
1t Greg Landry	3	12/10/72
1t Dave Krieg	3	11/24/94

Passes Intercepted		
1 Erik Kramer	2	12/22/91

Receptions		
1t Roy Williams	10	10/15/06
1t Calvin Johnson	10	11/14/10
3t Herman Moore	8	10/5/97
3t James Stewart	8	10/27/02

Receiving Yards		
1 Herman Moore	169	11/24/94
2 Roy Williams	161	11/15/06
3 Calvin Johnson	128	11/14/10

Touchdown Receiving		
1 David Hill	2	11/25/76

Interceptions		
1 Willie Clay	2	11/24/94

Points		
1 David Hill	12	11/25/76

Touchdowns		
1 David Hill	2	11/25/76

Field Goals		
1t Bernie Ricardo	2	11/25/76
1t Jason Hanson	2	10/5/97
1t Jason Hanson	2	10/15/06
1t Dave Rayner	2	11/14/10

Punt Returns		
1t Lem Barney	3	11/25/76

Punt Return Yards		
1t Lem Barney	56	11/25/76

Kickoff Returns		
1t Desmond Howard	4	10/27/02
2t Ken Galticut	3	10/28/79
2t Mel Gray	3	11/24/94
2t Glyn Milburn	3	10/5/97
2t Eddie Drummond	3	10/15/06

Kickoff Return Yards		
1 Glyn Milburn	69	10/5/97
2t Desmond Howard	68	10/27/02

3 Mel Gray	67	11/24/94
------------	----	----------

Punts		
1 Nick Harris	8	11/14/10
2 John Jett	7	10/27/02
3t Jim Arnold	6	12/22/91

Longest Plays		
Rush: Kevin Jones	52	10/15/06
Pass: Dave Krieg-to-Herman Moore	51t	11/24/94
KR: Mel Gray	35	11/24/94
Punt: Herman Weaver	56	11/25/76
PR: Lem Barney	30	11/25/76
Int: Willie Clay	28t	11/24/94
FG: Jason Hanson	43	10/15/06

RECORDS & RESULTS

Overall	4-4-1
Home	3-1-0
Road	1-3-1
Field	1-0-0
Ralph Wilson Stadium	1-3-0

Date	Site	Result
12-10-72	Buf	T 21-21
11-25-76	DET	W 27-14
10-28-79	DET	L 17-20
12-22-91	Buf	W 17-14ot
11-24-94	DET	W 35-21
10-5-97	Buf	L 12-22
10-27-02	Buf	L 17-24
10-15-06	DET	W 20-17
11-14-10	Buf	L 12-14

SERIES NOTES

- Aside from the NFL's recent expansion additions (Baltimore, Carolina, Houston and Jacksonville), the nine meetings between the Lions and Bills is the fewest number of games the Lions have played against any opponent.
- Two of the nine games have been played on Thanksgiving Day, with the Lions winning both outings. Detroit won the first Turkey Day game between the two clubs 27-14 November 25, 1976 and the second Thanksgiving Day affair 35-21 November 24, 1994.
- In the 1976 meeting, O.J. Simpson put on one of the greatest individual performances in pro football history as he rushed for a then-NFL record 273 yards. Simpson's historic Thanksgiving Day performance wasn't enough as the Lions prevailed 27-14.
- Bills' owner Ralph C. Wilson grew up in Detroit and at one time was a Lions' shareholder. He attended the University of Michigan Law school, is the Chairman of Ralph C. Wilson Industries and resides in Grosse Pointe Shores, Mich.
- The Lions and Bills have met each other in the preseason each year since 2002, and the two teams will once again face each other in the preseason Thursday, August 30 at Ford Field. Overall, the teams have played 31 times in the preseason, with Detroit holding a 19-11-1 edge in the preseason series.

PUBLIC RELATIONS

Scott Berchold/Chris Jenkins
One Bills Drive
Orchard Park, NY 14127
(716) 648-1800

DOLPHINS 2012 SCHEDULE

Sep. 9	at Houston Texans
Sep. 16	Oakland Raiders
Sep. 23	New York Jets
Sep. 30	at Arizona Cardinals
Oct. 7	at Cincinnati Bengals
Oct. 14	St. Louis Rams
Oct. 21	BYE
Oct. 28	at New York Jets
Nov. 4	at Indianapolis Colts
Nov. 11	Tennessee Titans
Nov. 15	at Buffalo Bills (Thurs)
Nov. 25	Seattle Seahawks
Dec. 2	New England Patriots
Dec. 9	at San Francisco 49ers
Dec. 16	Jacksonville Jaguars
Dec. 23	Buffalo Bills
Dec. 30	at New England Patriots

2011 Results: 6-10

LIONS SERIES RECORDS

Rushing Attempts		
1 James Jones	36	10/27/85
2 Barry Sanders	32	9/15/91
3t Barry Sanders	30	12/7/97
4 Steve Owens	27	12/15/73

Rushing Yards		
1 Barry Sanders	143	9/15/91
2 Barry Sanders	137	12/7/97
3 James Jones	114	10/27/85
4 Steve Owens	113	12/15/73

Rushing Touchdowns		
1t Rodney Peete	1	9/15/91
1t Barry Sanders	1	12/7/97
1t Cory Schlesinger	1	9/8/02
1t Maurice Morris	1	12/26/10

Passing Attempts		
1 Dave Krieg	46	12/25/94

Passing Completions		
1 Jon Kitna	22	11/23/06
2 Dave Krieg	21	12/25/94

Passing Yards		
1 Scott Mitchell	288	12/7/97
2t Jon Kitna	252	11/23/06

Passes Intercepted		
1t Jeff Komo	2	12/9/79
1t Dave Krieg	2	12/25/94
1t Scott Mitchell	2	12/7/97

Touchdown Passes		
1 Eric Hipple	3	10/27/85
2t Scott Mitchell	2	12/7/97
2t Shaun Hill	2	12/26/10

Receptions		
1t Johnnie Morton	9	12/7/97
1t Az-Zahir Hakim	9	9/8/02
3t Barry Sanders	7	12/25/94
3t Mike Furrey	7	11/23/06

Receiving Yards		
1 Johnnie Morton	171	12/7/97
2 Leonard Thompson	133	10/27/85

Receiving Touchdowns		
1t MR: Brandon Pettigrew	1	12/26/10
1t Jahvid Best	1	12/26/10

Interceptions		
1t MR: Nathan Vasher	1	12/26/10
1t DeAndre Levy	1	12/26/10

Points		
1 James Jones	12	10/27/85

Touchdowns		
1 James Jones	2	10/27/85

Field Goals		
1t Jason Hanson	2	12/25/94
1t Dave Rayner	2	12/26/10

Punts		
1t Tom Skladany	6	12/9/79
1t John Jett	6	9/8/02
1t Nick Harris	6	11/23/06
1t Nick Harris	6	12/26/10

Punt Returns		
1 Mel Gray	4	9/15/91

Punt Return Yards		
1 Mel Gray	49	9/15/91

Kickoff Returns		
1 Glyn Milburn	6	12/7/97
2 Terry Far	5	11/5/00
3t John Arnold	4	12/9/79
3t Aveion Cason	4	11/23/06

Kickoff Return Yards		
1 Terry Far	118	11/5/00
2 Johnnie Morton	117	12/25/94

Longest Plays		
Rush: Jim Arnold	21	9/15/91
Pass: Shaun Hill-to-Jahvid Best	53t	12/26/10
KR: Johnnie Morton	93t	12/25/94

Punt		
Mike Black	55	10/27/85
John Jett	55	9/8/02
Pete Mandley	16	10/27/85
Int: Bryant Westbrook	64t	12/7/97
FG: Jason Hanson	52	11/23/06

RECORDS & RESULTS

Overall	3-7-0
Home	2-3-0
Away	1-4-0
Field	0-1-0
Sun Life Stadium	1-3-0

Date	Site	Result
12-15-73	Mia	L 7-34
12-9-79	DET	L 10-28
10-27-85	DET	W 31-21
9-15-91	DET	W 17-13
12-25-94	Mia	L 20-27
12-7-97	Mia	L 30-33
11-5-00	DET	L 8-23
9-8-02	Mia	L 21-49
11-23-06	DET	L 10-27
12-26-10	Mia	W 34-27

SERIES NOTES

- The first two head coaches in Dolphins' history both had ties to Detroit. George Wilson coached the Dolphins from 1966-69. He was an assistant with the Lions from 1949-56 and was the Lions' head coach from 1957-64. Wilson was at the helm when the Lions won their last championship in 1957. Don Shula was the Dolphins' head coach from 1970-95, and was an assistant under Wilson with the Lions from 1960-62.
- The first three of Miami's triumphs over the Lions clinched AFC Eastern Division titles for the Dolphins (in 1973, 1979 and 1994).
- Detroit's win over Miami in 1985 was a historic one for the Lions. The win marked the first time in NFL history that a club had beaten the Super Bowl participants from the previous year in back-to-back weeks (the Lions had edged the Super Bowl XIX champion San Francisco 49ers 23-21 only seven days earlier).
- In their last trip to Miami in 2010, Detroit overcame a 27-17 fourth quarter deficit for a 34-27 victory, the Lions' first against the Dolphins in Miami. LB DeAndre Levy intercepted a pass and returned it 30 yards for a touchdown with 2:11 remaining to give Detroit the win.

PUBLIC RELATIONS

Harvey Greene/Fitz Olsson
7500 S.W. 30th Street
Davie, FL 33314
(954) 452-7010



COACHING & SERIES RECORDS

Detroitlions.com

Media.Detroitlions.com

NEW ENGLAND PATRIOTS

PATRIOTS 2012 SCHEDULE

Sep. 9	at Tennessee Titans
Sep. 16	at Arizona Cardinals
Sep. 23	at Baltimore Ravens
Sep. 30	at Buffalo Bills
Oct. 7	at Denver Broncos
Oct. 14	at Seattle Seahawks
Oct. 21	New York Jets
Oct. 28	at St. Louis Rams (London)
Nov. 4	BYE
Nov. 11	Buffalo Bills
Nov. 18	Indianapolis Colts
Nov. 22	at New York Jets (Thurs)
Dec. 2	at Miami Dolphins
Dec. 10	Houston Texans (Mon)
Dec. 16	San Francisco 49ers
Dec. 23	at Jacksonville Jaguars
Dec. 30	Miami Dolphins

2011 Results: 13-3

LIONS SERIES RECORDS

Rushing Attempts		
1t Horace King	32	10/10/76
1t Barry Sanders	32	9/12/93

Rushing Yards		
1 Barry Sanders	148	9/12/93
1 Barry Sanders	131	9/25/94

Rushing Touchdowns		
1t Barry Sanders	2	9/25/94
1t Maurice Morris	2	11/25/10

Passing Attempts		
1 Shaun Hill	46	11/25/10
2 Joey Harrington	44	11/28/02
3 Jon Kitna	38	12/30/06

Passing Completions		
1 Shaun Hill	27	11/25/10
2t Joey Harrington	22	11/28/02
2t Jon Kitna	22	12/30/06

Passing Yards		
1 Jon Kitna	314	12/30/06
2 Shaun Hill	285	11/25/10
3 Joey Harrington	210	11/28/02

Passes Intercepted		
1t Rodney Peete	3	9/12/93
1t Joey Harrington	3	11/28/02
1t Jon Kitna	3	12/30/06

Touchdown Passes		
1 Greg Landry	3	10/10/76

Receptions		
1 Mike Furrey	9	12/30/06
2 Horace King	6	10/10/76

Receiving Yards		
1 Mike Furrey	123	12/30/06
2 Leonard Thompson	98	10/7/79

Receiving Touchdowns		
1 David Hill	2	10/10/76

Interceptions		
1 Levi Johnson	2	10/10/76

Points		
1t Jason Hanson	13	12/30/06
2t Steve Owens	12	9/26/71
2t David Hill	12	10/10/76
2t Barry Sanders	12	9/25/94

Touchdowns		
1t Steve Owens	2	9/26/71
1t David Hill	2	10/10/76
1t Barry Sanders	2	9/25/94

Field Goals		
1t Jason Hanson	4	9/12/93
1t Jason Hanson	4	11/28/02
1t Jason Hanson	4	12/30/06

Punts		
1 Larry Swider	8	10/7/79

Punt Returns		
1t Leonard Thompson	2	10/7/79
1t Pete Mandley	2	12/8/85
1t Mel Gray	2	9/25/94
1t Desmond Howard	2	11/23/00

Punt Return Yards		
1 Leonard Thompson	25	10/7/79

Kickoff Returns		
1 Stefan Logan	7	11/25/10
2 Eddie Drummond	6	12/30/06

Kickoff Return Yards		
1 Stefan Logan	194	11/25/10
2 Desmond Howard	136	11/23/00
3 Eddie Drummond	106	12/30/06

Longest Plays		
Rush: Dexter Bussey	46	10/10/76
Pass: Scott Hunter-to-Leonard Thompson	82	10/7/79

KR:	Desmond Howard	45	11/23/00
Punt:	Herman Weaver	61	9/26/71
PR:	Leonard Thompson	19	10/7/79
Int:	Bryant Westbrook	101t	11/23/00
FG:	Jason Hanson	49	12/30/06

RECORDS & RESULTS

Overall.....	4-6-0
Home.....	2-3-0
Road.....	2-3-0
Field.....	0-0-0
Giillette Stadium.....	0-1-0

Date	Site	Result
9-26-71	NE	W, 34-7
10-10-76	DET	W, 30-10
10-7-79	DET	L, 17-24
12-8-85	NE	L, 6-23
9-12-93	NE	W, 19-16ot
9-25-94	DET	L, 17-23
11-23-00	DET	W, 34-9
11-28-02	DET	L, 12-20
11-03-06	NE	L, 21-28
11/25/10	DET	L, 24-45

SERIES NOTES

➤ Detroit opened their series vs. the Patriots with a 34-7 victory September 26, 1971 in Schaefer Stadium (renamed Foxboro Stadium). Steve Owens scored two touchdowns for the Lions, including a 74-yard touchdown catch from Greg Landry. The Lions also scored a defensive touchdown as Mike Lucci returned an interception 25 yards for a score.

➤ The fastest touchdown in Lions' history was scored against the Patriots. Willie Clay (who later joined the Patriots as a free agent) recovered a New England fumble on the opening kickoff and returned it 15 yards for a touchdown only 11 seconds into the game on September 12, 1993.

➤ In the 1993 matchup, Detroit edged New England 19-16 in overtime. The win gave the Lions their first 2-0 start since 1965, and was clinched on Jason Hanson's fourth field goal of the game, a 38-yarder.

➤ The Lions defeated the Patriots 13-10 in the Meadowlands December 17, 2000 in the Lions' final road game of the season. Detroit's lone touchdown was a fumble recovery in the endzone by G Jeff Hartings.

➤ The Lions defeated the Patriots 13-10 in the Meadowlands December 17, 2000 in the Lions' final road game of the season. Detroit's lone touchdown was a fumble recovery in the endzone by G Jeff Hartings.

PUBLIC RELATIONS

Stacey James/Aaron Salkin
Giillette Stadium
One Patriot Field
Foxboro, MA 02035
(508) 543-8200

NEW YORK JETS

JETS 2012 SCHEDULE

Sep. 9	Buffalo Bills
Sep. 16	at Pittsburgh Steelers
Sep. 23	at Miami Dolphins
Sep. 30	San Francisco 49ers
Oct. 8	Houston Texans (Mon)
Oct. 14	Indianapolis Colts
Oct. 21	at New England Patriots
Oct. 28	Miami Dolphins
Nov. 4	BYE
Nov. 11	at Seattle Seahawks
Nov. 18	at St. Louis Rams
Nov. 22	New England Patriots (Thurs)
Dec. 2	Arizona Cardinals
Dec. 9	at Jacksonville Jaguars
Dec. 17	at Tennessee Titans (Mon)
Dec. 23	San Diego Chargers
Dec. 30	at Buffalo Bills

2011 Results: 8-8

LIONS SERIES RECORDS

Rushing Attempts		
1 James Stewart	37	12/17/00
2 James Jones	24	11/28/85
3t Barry Sanders	23	12/10/94
3t Barry Sanders	23	12/21/97

Rushing Yards		
1 Barry Sanders	184	12/21/97
2 James Stewart	164	12/17/00
3 Barry Sanders	127	12/10/94
4 Altie Taylor	123	11/23/72

Rushing Touchdowns		
1 Barry Sanders	2	12/8/91

Passing Attempts		
1 Gary Danielson	37	12/6/82
2t Jon Kitna	36	10/22/06
2t Matthew Stafford	36	11/7/10

Passing Completions		
1 Jon Kitna	22	10/22/06
2 Matthew Stafford	20	11/7/10

Passing Yards		
1t Eric Hipple	269	11/28/85
1t Jon Kitna	269	10/22/06
1t Matthew Stafford	240	11/7/10

Passes Intercepted		
1 Gary Danielson	3	12/6/82

Touchdown Passes		
1 Eric Hipple	4	11/28/85
2 Jon Kitna	3	10/22/06

Receptions		
1 Mike Furrey	9	10/22/06
2t Leonard Thompson	7	11/28/85
2t Freddie Scott	7	9/16/79
2t Nate Burleson	7	11/7/10

Receiving Yards		
1 Leonard Thompson	115	11/28/85
2 Nate Burleson	113	11/7/10
3 Mike Furrey	109	10/22/06

Receiving Touchdowns		
1 Leonard Thompson	3	11/28/85
2 Bill Schroeder	2	11/17/02

Interceptions		
1t MR: Alphonso Smith	1	11/7/10

Points		
1 Leonard Thompson	18	11/28/85

Touchdowns		
1 Leonard Thompson	3	11/28/85

Field Goals		
1 Jason Hanson	4	12/10/94

Punts		
1 Nick Harris	9	11/7/10
2 John Jett	8	12/21/97
3 Tom Skladany	7	12/6/82

Punt Returns		
1t MR: Glyn Milburn	3	12/21/97

Punt Return Yards		
1 Pete Mandley	34	11/28/85

Kickoff Returns		
1 Eddie Drummond	6	11/17/02
2 Eddie Drummond	5	10/22/06

Kickoff Return Yards		
1 Eddie Drummond	160	11/17/02
2 Eddie Drummond	103	10/22/06

Longest Plays		
Rush: Barry Sanders	53	12/21/97
Pass: Erik Kramer-to-Willie Green	73	12/8/91

KR:	Eddie Drummond	40	11/17/02
Punt:	Tom Skladany	58	12/6/82
PR:	Pete Mandley	20	11/28/85
Int:	George Jamison	19	12/8/91
FG:	Jason Hanson	49	12/10/94

RECORDS & RESULTS

Overall.....	6-6-0
Home.....	4-4-0
Road.....	2-2-0
Field.....	0-2-0
New Meadowlands Stadium.....	0-0-0

Date	Site	Result
11-23-72	DET	W, 37-20
9-16-79	NJ	L, 10-31
12-6-82	DET	L, 13-28
11-28-85	DET	W, 31-20
9-25-88	DET	L, 10-17
12-8-91	DET	W, 34-20
12-10-94	NJ	W, 18-7
12-21-97	DET	W, 19-10
11-17-00	NJ	L, 10-31
11-17-02	DET	L, 14-17
10-22-06	NJ	L, 24-31
11/7/10	DET	L, 20-23ot

SERIES NOTES

➤ The Lions completed their first undefeated home season since 1962 with a 34-20 win over the Jets December 8, 1991.

➤ Detroit claimed a memorable 13-10 decision over the Jets at the Silverdome December 21, 1997 in a game in which the winner qualified for the playoffs and the loser was eliminated. RB Barry Sanders' 184 yards rushing in the contest made him only the third player in NFL history to eclipse the 2,000-yard mark in a season. The noise was so boisterous at the sold-out Silverdome near the end of the game that players reported the turf actually vibrating beneath their feet. Unfortunately, Lions' LB Reggie Brown suffered a career-ending neck injury in the fourth quarter of the game.

➤ The Lions defeated the Jets 10-7 at the Meadowlands December 17, 2000 in the Lions' final road game of the season. Detroit's lone touchdown was a fumble recovery in the endzone by G Jeff Hartings.

PUBLIC RELATIONS

Bruce Speight/Jared Winley
1000 Fulton Avenue
Hempstead, NY 11550
(516) 560-8100



COACHING & SERIES RECORDS

Detroitlions.com

Media.Detroitlions.com

BALTIMORE RAVENS

RAVENS 2012 SCHEDULE

Sep. 10	Cincinnati Bengals (Mon)	
Sep. 16	at Philadelphia Eagles	
Sep. 23	New England Patriots	
Sep. 27	Cleveland Browns (Thurs)	
Oct. 7	at Kansas City Chiefs	
Oct. 14	Dallas Cowboys	
Oct. 21	at Houston Texans	
Oct. 28	BYE	
Nov. 4	at Cleveland Browns	
Nov. 11	Oakland Raiders	
Nov. 18	at Pittsburgh Steelers	
Nov. 25	at San Diego Chargers	
Dec. 2	Pittsburgh Steelers	
Dec. 9	at Washington Redskins	
Dec. 16	Denver Broncos	
Dec. 23	New York Giants	
Dec. 30	at Cincinnati Bengals	

2011 Results: 12-4

LIONS SERIES RECORDS

Rushing Attempts		
1 Kevin Smith	21	12/13/09
2 Barry Sanders	19	12/27/98
3 Kevin Jones	16	10/9/05

Rushing Yards		
1 Shawn Bryson	77	10/9/05
2 Kevin Smith	69	12/13/09
3 Kevin Jones	58	10/9/05
4 Barry Sanders	41	12/27/98

Rushing Touchdowns		
1 Kevin Jones	2	10/9/05

Passing Attempts		
1 Daunte Culpepper	34	12/13/09
2 Frank Reich	29	12/27/98
3 Joey Harrington	23	10/9/05

Passing Completions		
1 Frank Reich	18	12/27/98
2 Daunte Culpepper	16	12/13/09
3 Joey Harrington	10	10/9/05

Passing Yards		
Rk Player	Yds	Date
1 Frank Reich	195	12/27/98
2 Daunte Culpepper	135	12/13/09
3 Joey Harrington	97	10/9/05

Passes Intercepted		
Rk Player	Int	Date
1 Daunte Culpepper	2	12/13/09
1t Joey Harrington	2	10/9/05

Touchdown Passes		
Rk Player	TD	Date
1t Frank Reich	1	12/27/98
1t Joey Harrington	1	10/9/05

Receptions		
1 Herman Moore	10	12/27/98

Receiving Yards		
1 Herman Moore	120	12/27/98

Receiving Touchdowns		
1t Cory Schlesinger	1	12/27/98
1t Casey Fitzsimmons	1	10/9/05

Interceptions		
1 Dre Bly	2	10/9/05

Points		
1 Kevin Jones	12	10/9/05
2 Cory Schlesinger	6	12/27/98

Touchdowns		
1 Kevin Jones	2	10/9/05

Field Goals		
1t Jason Hanson	1	12/13/09
1t Jason Hanson	1	12/27/98

Punts		
1 John Jett	6	12/27/98

Punt Returns		
1t Tommie Boyd	4	12/27/98
1t R.W. McQuarters	4	10/9/05

Punt Return Yards		
1 R.W. McQuarters	75	10/9/05
2 Tommie Boyd	11	12/27/98

Kickoff Returns		
1 Aaron Brown	5	12/13/09

2t Derrick Williams	4	12/13/09
2t Tommie Boyd	4	12/27/98

Kickoff Return Yards		
1 Derrick Williams	86	12/13/09
2 Aaron Brown	76	12/13/09
3 Tommie Boyd	74	12/27/98

RECORDS & RESULTS

Overall		
Home	1-2-0	
Road	0-2-0	
Field Field	1-0-0	
M&T Bank Stadium	0-2-0	

SERIES NOTES

➤ The inaugural game between Detroit and Baltimore occurred December 27, 1998 at PSINet Stadium in Baltimore, with the Lions losing to the Ravens 19-10 in the '98 season finale.

➤ Detroit's first game with Baltimore ended up being RB Barry Sanders final game in his 10-year career. He rushed 19 times for 41 yards, finishing nine yards (1,491) shy of collecting his fifth-straight 1,500-yard rushing season.

➤ In the Lions 35-17 win over Baltimore at Ford Field October 9, 2005, Detroit's rushing attack was stellar as the offense registered four rushing touchdowns, the most ever yielded by the Ravens defense. Among the rushing touchdowns were two scores by RB Kevin Jones and a 77-yard dash by RB Shawn Bryson.

PUBLIC RELATIONS

Kevin Byrne/Chad Steele
1 Winning Drive
Owning Mills, MD 21117
(410) 654-6200

CINCINNATI BENGALS

BENGALS 2012 SCHEDULE

Sep. 10	at Baltimore Ravens (Mon)	
Sep. 16	Cleveland Browns	
Sep. 23	at Washington Redskins	
Sep. 30	at Jacksonville Jaguars	
Oct. 7	Miami Dolphins	
Oct. 14	at Cleveland Browns	
Oct. 21	Pittsburgh Steelers	
Oct. 28	BYE	
Nov. 4	Denver Broncos	
Nov. 11	New York Giants	
Nov. 18	at Kansas City Chiefs	
Nov. 25	Oakland Raiders	
Dec. 2	at San Diego Chargers	
Dec. 9	Dallas Cowboys	
Dec. 13	at Philadelphia Eagles (Thurs)	
Dec. 23	at Pittsburgh Steelers	
Dec. 30	Baltimore Ravens	

2011 Results: 9-7

LIONS SERIES RECORDS

Rushing Attempts		
1 Barry Sanders	29	11/22/92
2 Barry Sanders	26	9/13/98

Rushing Yards		
1 Barry Sanders	185	9/13/98
2 Barry Sanders	151	11/22/92
3 Barry Sanders	114	11/19/89

Rushing Touchdowns		
1 Barry Sanders	3	9/13/98
2 MR. Kevin Smith	1	12/6/09

Passing Attempts		
1 Charlie Batch	35	10/28/01
2 Eric Hipple	33	11/2/86

Passing Completions		
1 Eric Hipple	23	11/2/86

Passing Yards		
1 Eric Hipple	287	11/2/86

Passes Intercepted		
1 Erik Kramer	3	11/22/92
2t Matthew Stafford	2	12/6/09
2t Scott Mitchell	2	9/13/98
2t Charlie Batch	2	10/28/01

Touchdown Passes		
1t MR. Charlie Batch	2	10/28/01

Receptions		
1 Herman Moore	7	9/13/98
2 Calvin Johnson	6	12/6/09
2t Jeff Chadwick	6	11/2/86
2t Johnnie Morton	6	10/28/01

Receiving Yards		
1 Calvin Johnson	123	12/6/09
2 Herman Moore	100	11/2/86
3 Herman Moore	86	9/13/98

Receiving Touchdowns		
1 David Sloan	2	10/28/01

Interceptions		
1t MR. William James	1	12/6/09
1t Anthony Henry	1	12/6/09

Points		
1 Barry Sanders	18	9/13/98
2 Jason Hanson	13	11/22/92

Touchdowns		
1 Barry Sanders	3	9/13/98
2t Mel Farr	2	9/27/70
2t David Sloan	2	10/28/01

Field Goals		
1 Jason Hanson	4	11/22/92

Punts		
1 Jim Arnold	8	11/19/89
2 John Jett	7	9/13/98

Punt Returns		
1 Lem Barney	5	9/27/70

Punt Return Yards		
1 Lem Barney	74	9/27/70

Kickoff Returns		
1 Aaron Brown	6	12/6/09
2t Desmond Howard	5	10/28/01
2t R.W. McQuarters	5	12/18/05

Kickoff Return Yards		
1 Desmond Howard	229	10/28/01

Longest Plays		
Rush: Barry Sanders	67t	9/13/98
Pass: Rodney Peete-to Robert Clark		
KR: Desmond Howard	91	10/28/01
Punt: Jim Arnold	62	11/19/89
PR: Lem Barney	61t	9/27/70
Int: Andre Goodman	21	12/18/05
FG: Eddie Murray	54	12/11/83

MR. several players, most recent.

RECORDS & RESULTS

Overall		
Home	3-7-0	
Road	1-4-0	
Field Field	2-3-0	
Paul Brown Stadium	0-1-0	

Date	Site	Result
9-27-70	DET	W, 38-3
12-8-74	Cin	W, 23-19
12-11-83	Cin	L, 9-17
11-2-86	DET	L, 17-24
11-19-89	Cin	L, 7-42
11-22-92	Cin	W, 19-13
9-13-98	DET	L, 28-34ot
10-28-01	DET	L, 27-31
12-18-05	DET	L, 41-17
12-6-09	Cin	L, 23-13

SERIES NOTES

➤ The Lions and Bengals met every year in preseason from 1970-2001 and the rivalry was renewed in 2003. The two teams have played a total of 35 preseason games, with the Bengals holding a slight 18-17 series edge.

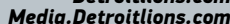
➤ In the initial meeting of the series, the Lions jumped out to 31-0 halftime lead and never looked back as they trounced the Bengals 38-3 September 27, 1970. The Detroit defense limited Cincinnati to six first downs and 140 yards on offense. Mel Farr led the Lions with 70 yards rushing on 13 carries.

➤ An eight-yard touchdown toss from Greg Landry to Charlie Sanders (now Lions' Assistant Director of Pro Personnel) with 29 seconds remaining in the game gave the Lions a 23-19 victory at Cincinnati in the 1974 matchup.

➤ In the Lions' November 22, 1992 game at Cincinnati, RB Barry Sanders passed Billy Sims to become Detroit's all-time leading rusher. He rushed 29 times for 151 yards and scored a touchdown as the Lions won 19-13.

PUBLIC RELATIONS

Jack Brennan/P.J. Combs
One Paul Brown Stadium
Cincinnati, OH 45202
(513) 621-3550



* Franchise record
Postseason Game



COACHING & SERIES RECORDS

Detroitlions.com
Media.Detroitlions.com

HOUSTON TEXANS

INDIANAPOLIS COLTS

TEXANS 2012 SCHEDULE

Sep. 9	Miami Dolphins
Sep. 16	at Jacksonville Jaguars
Sep. 23	at Denver Broncos
Sep. 30	Tennessee Titans
Oct. 8	at New York Jets (Mon)
Oct. 14	Green Bay Packers
Oct. 21	Baltimore Ravens
Oct. 28	BYE
Nov. 4	Buffalo Bills
Nov. 11	at Chicago Bears
Nov. 18	Jacksonville Jaguars
Nov. 22	at Detroit Lions (Thurs)
Dec. 2	at Tennessee Titans
Dec. 10	at New England Patriots (Mon)
Dec. 16	Indianapolis Colts
Dec. 23	Minnesota Vikings
Dec. 30	at Indianapolis Colts

2011 Results: 10-6

LIONS SERIES RECORDS

Rushing Attempts		
1 Kevin Jones	12	9/19/04
2 Kevin Smith	10	10/19/08

Rushing Yards		
1 Kevin Smith	61	9/19/04
2 Kevin Jones	57	9/19/04

Rushing Touchdowns		
1 Kevin Smith	1	9/19/08

Passing Attempts		
1t Joey Harrington	25	9/19/04
1t Dan Orlovsky	25	9/19/08

Passing Completions		
1 Joey Harrington	18	9/19/04

Passing Yards		
1 Dan Orlovsky	265	10/19/08
2 Joey Harrington	176	9/19/04

Passes Intercepted		
1 Joey Harrington	1	9/19/04

Touchdown Passes		
1 Joey Harrington	3	9/19/04

Receptions		
1 Mike Furrey	6	10/19/08
2t Roy Williams	4	9/19/04
2t Tai Streets	4	9/19/04

Receiving Yards		
1 Calvin Johnson	154	10/19/08
2 Roy Williams	73	9/19/04

Receiving Touchdowns		
1 Roy Williams	2	9/19/04

Interceptions		
1 Keith Smith	1	9/19/04

Points		
1 Roy Williams	12	9/19/04
2 Jason Hanson	11	10/19/08

Touchdowns		
1 Roy Williams	2	9/19/04

Field Goals		
1 Jason Hanson	3	10/19/08

Punts		
1 Nick Harris	4	10/19/08
2 Nick Harris	3	9/19/04

Punt Returns		
None		

Punt Return Yards		
None		

Kickoff Returns		
1t Eddie Drummond	4	9/19/04
1t Brandon Middleton	4	10/19/08

Kickoff Return Yards		
1 Eddie Drummond	157	9/19/04

Longest Plays		
Rush: Kevin Smith	61	10/19/08
Pass: Dan Orlovsky-to-Calvin Johnson	96	10/19/08
KR: Eddie Drummond	99t	9/19/04
Punt: Nick Harris	53	9/19/04
PR: None		

Int:	Keith Smith	2	9/19/04
FG:	Jason Hanson	54	10/19/08

RECORDS & RESULTS

Overall	1-10
Home	1-0-0
Road	0-1-0
Ford Field	1-0-0
Reliant Stadium	0-1-0

Date	Site	Result
9-19-04	DET	W, 28-16
10-19-08	HOU	L, 21-28

SERIES NOTES

➤ In the teams' only matchup at Ford Field, September 19, 2004, Detroit topped the Texans 28-16.

➤ In that series opener, WR Eddie Drummond returned a kickoff 99 yards for a touchdown, his longest career return and his first career kickoff return touchdown.

➤ Drummond's kickoff return was the eighth longest in team history and the longest since Terry Fair returned a kickoff 105 yards vs. Tampa Bay 9/28/98.

➤ In the Lions first trip to Houston's Reliant Stadium on November 19, 2008, WR Calvin Johnson caught two passes for 154 yards, including a career long of 96 yards. With 154 yards on two receptions against the Texans, Johnson's receiving yards were the third-most for a player with 2-or-fewer receptions in a single game in NFL history.

➤ In that same game, K Jason Hanson hit two field goals of 54-yards at Houston which were his 36th and 37th career field goals of 50+-yards. It was the third time in Hanson's career he hit two-or-more field goals of 50+-yards in a game.

PUBLIC RELATIONS

Kevin Cooper
7111 Louisiana Street, Suite 3300
Houston, TX 77002
832-667-2000

COLTS 2012 SCHEDULE

Sep. 9	at Chicago Bears
Sep. 16	Minnesota Vikings
Sep. 23	Jacksonville Jaguars
Sep. 30	BYE
Oct. 7	Green Bay Packers
Oct. 14	at New York Jets
Oct. 21	Cleveland Browns
Oct. 28	at Tennessee Titans
Nov. 4	Miami Dolphins
Nov. 8	at Jacksonville Jaguars (Thurs)
Nov. 18	at New England Patriots
Nov. 25	at Buffalo Bills
Dec. 2	at Detroit Lions
Dec. 9	Tennessee Titans
Dec. 16	at Houston Texans
Dec. 23	at Kansas City Chiefs
Dec. 30	Houston Texans

2011 Results: 2-14

LIONS SERIES RECORDS

Rushing Attempts		
1t Billy Sims	30	9/22/85
1t Barry Sanders	30	9/22/91

Rushing Yards		
1 Barry Sanders	216	11/23/97
2 Barry Sanders	179	9/22/91
3 Amos Marsh	146	11/25/65

Rushing Touchdowns		
1 MR. Barry Sanders	2	11/23/97

Passing Attempts		
1 Bobby Layne	42	10/1/55

Passing Completions		
1 Bill Munson	26	11/10/68

Passing Yards		
1 Earl Morrall	296	11/10/63

Passes Intercepted		
1t Tobin Rote	4	9/29/59
1t Milt Plum	4	9/30/62

Touchdown Passes		
1t Bobby Layne	3	10/16/54
1t Tobin Rote	3	10/11/59
1t Milt Plum	3	12/6/64

Receptions		
1 Calvin Johnson	9	12/14/08
2t Gail Cogdill	8	10/25/64
2t Larry Walton	8	10/21/73

Receiving Yards		
1 Terry Barr	153	9/30/62
2 Pat Studstill	141	10/16/66
3 Gail Cogdill	137	12/2/62

Receiving Touchdowns		
1 Howard Cassidy	3	10/11/59

Interceptions		
1t Jack Christiansen	3	11/7/53
1t Jim David	3	10/6/56

Points		
1 Howard Cassidy	18	10/11/59

Touchdowns		
1 Howard Cassidy	3	10/11/59

Field Goals		
1t Jim Martin	3	10/23/60
1t Ed Murray	3	11/16/80
1t Jason Hanson	3	11/23/97

Punts		
1 Wilbur Summers	9	12/11/77

Punt Returns		
1t Pete Mandley	5	9/22/85
1t Glyn Milburn	5	11/23/97

Punt Return Yards		
1 Desmond Howard	94	10/29/00
2 Yale Lary	71	10/19/58

Kickoff Returns		
1t Desmond Howard	5	10/29/00
1t Aveion Cason	5	12/14/08
3 Pat Studstill	4	10/25/64

Kickoff Return Yards		
1 Aveion Cason	137	12/14/08
2 Desmond Howard	136	10/29/00

3 Pat Studstill	109	10/25/64
-----------------	-----	----------

Longest Plays

Rush: Barry Sanders	80t	11/23/97
Pass: Karl Sweeten-to-Pat Studstill	99t	
KR: Altie Taylor	60	10/16/66
Punt: Yale Lary	67	9/24/61
PR: Desmond Howard	80	10/29/00
Int: Dick Lane	80t	10/23/60
FG: Jason Hanson	55	11/23/97

*Lions record; MR: several players, most recent

RECORDS & RESULTS

Overall	19-20-2
Home	9-9-1
Road	10-11-1
Ford Field	9-1-0
Lucas Oil Stadium	0-1-0

Date	Site	Result
12-3-50	BAL	W, 45-21
10-3-53	BAL	W, 27-17
11-7-53	DET	W, 17-7
10-15-54	DET	W, 38-0
11-6-54	BAL	W, 27-3
10-1-55	BAL	L, 13-28
11-5-55	DET	W, 24-14
10-6-56	BAL	W, 31-14
11-10-56	DET	W, 27-3
9-23-57	BAL	L, 14-29
10-20-57	DET	W, 31-27
9-28-58	BAL	L, 15-28
10-19-58	DET	L, 14-40
9-27-59	DET	L, 9-21
10-11-59	BAL	L, 24-31
10-23-60	DET	W, 30-17
12-4-60	BAL	W, 20-15
9-24-61	BAL	W, 16-15
10-22-61	DET	L, 14-17
9-30-62	DET	W, 29-20
12-2-62	DET	W, 21-14
10-20-63	DET	L, 21-25
11-10-63	BAL	L, 21-24
10-25-64	DET	L, 0-34
12-6-64	BAL	W, 31-14
10-16-65	BAL	T, 7-31
11-25-65	DET	W, 24-24
10-18-66	BAL	L, 14-45
11-19-67	DET	W, 20-14
10-16-68	BAL	L, 7-41
12-7-69	DET	L, 10-27
12-21-73	BAL	L, 17-17
12-11-77	BAL	W, 13-10
11-16-80	DET	L, 9-10
9-22-85	IND	L, 6-14
9-22-91	IND	W, 33-24
11-23-97	DET	W, 32-10
10-2-00	DET	L, 18-30
11-25-04	DET	L, 9-41
12-14-08	IND	L, 21-31

Note: From 1950-83, the Indianapolis Colts were headquartered in Baltimore.

SERIES NOTES

➤ The clubs have met just six times since the Colts moved to Indianapolis in 1984.

➤ On October 20, 1957, Bobby Layne threw a 29-yard TD pass to Howard "Hopalong" Cassidy with 46 seconds remaining in the game as Detroit overcame a 27-10 fourth quarter deficit to defeat the Colts 31-27 in one of the greatest comebacks in team history.

➤ In the 1997 meeting, a 32-10 Lions win at the Silverdome, Jason Hanson became the franchise's first kicker to convert two 50-yard field goals (52, 55) in a game. Barry Sanders rushed for 216 yards, including an 80-yarder for a touchdown. It was Sanders' fourth 200-yard outing of his career.

➤ In Detroit's first visit to Indianapolis' Lucas Oil Stadium, December 14, 2008, K Jason Hanson connected on a 51-yard field goal, his 51-yarder set a new NFL record for 50-yard field goals in a career (41) and it tied Morten Andersen's NFL record for 50-yard field goals in a season (8). Hanson is the first player in NFL history to go 8-for-8 on 50-yard field goals in a single season.

PUBLIC RELATIONS

Avis Roper/Matt Taylor
7001 West 56th Street
Indianapolis, IN 46254
(317) 297-2658



COACHING & SERIES RECORDS

Detroitlions.com

Media.Detroitlions.com

JACKSONVILLE JAGUARS

JAGUARS 2012 SCHEDULE

Sep. 9	at Minnesota Vikings
Sep. 16	Houston Texans
Sep. 23	at Indianapolis Colts
Sep. 30	Cincinnati Bengals
Oct. 7	Chicago Bears
Oct. 14	BYE
Oct. 21	at Oakland Raiders
Oct. 28	at Green Bay Packers
Nov. 4	Detroit Lions
Nov. 8	Indianapolis Colts (Thurs)
Nov. 18	at Houston Texans
Nov. 25	Tennessee Titans
Dec. 9	New York Jets
Dec. 16	at Miami Dolphins
Dec. 23	New England Patriots
Dec. 30	at Tennessee Titans

2011 Results: 5-11

LIONS SERIES RECORDS

Rushing Attempts	
1 Kevin Smith	23 11/3/08
2 Barry Sanders	22 12/17/95
3 Kevin Jones	19 11/14/04

Rushing Yards	
1 Barry Sanders	102 12/6/98
2 Kevin Smith	96 11/14/04
3 Kevin Jones	81 11/3/08

Rushing Touchdowns	
1 Barry Sanders	2 12/17/95

Passing Attempts	
1t Charlie Batch	33 12/6/98
1t Joey Harrington	33 11/14/04
3 Scott Mitchell	28 12/17/95

Passing Completions	
1 Scott Mitchell	19 12/17/95
2 Charlie Batch	14 12/6/98

Passing Yards	
1 Charlie Batch	250 12/6/98
2 Scott Mitchell	233 12/17/95

Passes Intercepted	
1 Joey Harrington	1 11/14/04

Touchdown Passes	
1 Scott Mitchell	2 12/17/95
2 Charlie Batch	2 12/6/98

Receptions	
1 Herman Moore	7 12/6/98
2 Brett Periman	6 12/17/95

Receiving Yards	
1 Herman Moore	116 12/6/98
2 Calvin Johnson	96 11/6/08
3 Johnnie Morton	80 12/17/95

Receiving Touchdowns	
1 Johnnie Morton	2 12/17/95

Interceptions	
1t Willie Clay	1 12/17/95
1t Ryan McNeil	1 12/17/95
1t Van Malone	1 12/17/95
1t Corey Raymond	1 12/17/95

Points	
1 Jason Hanson	14 12/17/95
2 Eddie Drummond	12 11/14/04
3 Jason Hanson	10 12/6/98

Touchdowns	
1t Johnnie Morton	2 12/17/95
1t Barry Sanders	2 12/17/95
3t Herman Moore	1 12/6/98
3t Germane Crowell	1 12/6/98

Field Goals	
1t Jason Hanson	3 12/17/95
1t Jason Hanson	3 12/6/98

Punts	
1 Nick Harris	6 11/14/04
2t John Jett	3 12/6/98
2t Mark Royals	3 12/17/95

Punt Returns	
1 Eddie Drummond	6 11/14/04
2t Brett Periman	2 12/17/95
2t Terry Fair	2 12/6/98

Punt Return Yards	
1 Eddie Drummond	199* 11/14/04
2 Brett Periman	22 12/17/95
3 Terry Fair	18 12/6/98

Kickoff Returns	
1t Terry Fair	5 12/6/98
1t Brandon Middleton	5 11/9/08

Kickoff Return Yards	
1 Terry Fair	175 12/6/98

Longest Plays	
Rush: Barry Sanders	39 12/6/98
Pass: Daunte Culpepper-to-Calvin Johnson	51 11/9/08

KR: Terry Fair	57 12/6/98
Punt: Nick Harris	53 11/9/08

PR: Eddie Drummond	83t 11/14/04
Int: Willie Clay	39 12/17/95
FG: Jason Hanson	45 12/6/98

* Lions Record

RECORDS & RESULTS

Overall	1-3-0
Home	1-1-0
Road	0-2-0
Ford Field	0-1-0
Alltel Stadium	0-2-0

Date	Site	Result
12-17-95	DET	W, 44-0
12-6-98	Jax	L, 22-37
11-14-04	Jax	L, 27-30t
11-9-08	DET	L, 14-38

SERIES NOTES

➤ Detroit's 44-0 win over the Jaguars December 17, 1995 represents the largest victory margin in Lions' history and was the largest in the NFL in 1995. The game also marked the inaugural contest in the series between the Lions and the Jaguars.

➤ Lions KR Eddie Drummond had one of the finest performances by a returner in NFL history that ultimately forced the Lions' game at Jacksonville into overtime November 14, 2004. Drummond became the first player in NFL history to return two punts for touchdowns in the fourth quarter and the 11th (14th time) to return two punts for a touchdowns in a single game.

➤ Drummond's six punt returns against the Jaguars (11/14/04) for 199 yards (33.2 avg) is the third-best single-game total in NFL history and set a new Lions' franchise record for punt return yards in a game.

➤ He two punt returns for touchdowns (55 and 83 yards) at Jacksonville (11/14) marked the third time in Lions' history that a player recorded two punt return touchdowns in a game. Jack Christiansen accomplished the feat twice in 1951 (2 vs LA 10/14/51 and 2 vs GB 11/22/51).

PUBLIC RELATIONS

Dan Edwards/Ryan Robinson
ALLTEL Stadium
One ALLTEL Stadium Place
Jacksonville, FL 32202
(904) 633-6000

TITANS 2012 SCHEDULE

Sep. 9	New England Patriots
Sep. 16	at San Diego Chargers
Sep. 23	Detroit Lions
Sep. 30	at Houston Texans
Oct. 7	at Minnesota Vikings
Oct. 14	Pittsburgh Steelers (Thurs)
Oct. 21	at Buffalo Bills
Oct. 28	Indianapolis Colts
Nov. 4	Chicago Bears
Nov. 11	at Miami Dolphins
Nov. 18	BYE
Nov. 25	at Jacksonville Jaguars
Dec. 2	Houston Texans
Dec. 9	at Indianapolis Colts
Dec. 17	New York Jets (Mon)
Dec. 23	at Green Bay Packers
Dec. 30	Jacksonville Jaguars

2011 Results: 9-7

LIONS SERIES RECORDS

Rushing Attempts	
1 MR: Barry Sanders	22 11/26/92

Rushing Yards	
1 Billy Sims	105 11/13/83

Rushing Touchdowns	
1 Steve Owens	2 10/17/71
2 James Jones	2 10/5/86
3 Barry Sanders	2 11/5/89

Passing Attempts	
1 Joey Harrington	49 1/2/05
2 Charlie Batch	42 10/21/01

Passing Completions	
1 Joey Harrington	33 1/2/05
2 Charlie Batch	25 10/21/01

Passing Yards	
1 Joey Harrington	346 1/2/05
2 Charlie Batch	338 10/21/01

Passes Intercepted	
1 Eric Hipple	3 11/13/83
2 Charlie Batch	3 10/21/01

Touchdown Passes	
1 Charlie Batch	3 10/21/01

Receptions	
1t Billy Sims	9 11/13/83
1t Johnnie Morton	9 10/21/01
1t Shawn Bryson	9 1/2/05

Receiving Yards	
1 Robert Clark	141 11/5/89

Receiving Touchdowns	
1 Herman Moore	2 12/10/95

Interceptions	
1 Mike Johnson	2 12/10/95

Points	
1 MR: Herman Moore	12 12/10/95

Touchdowns	
1 MR: Herman Moore	2 12/10/95

Field Goals	
1t Erol Mann	2 10/26/75
1t Jason Hanson	2 1/2/05

Punts	
1 Nick Harris	9 11/27/08
2 Mike Black	6 10/5/86

Punt Returns	
1t Lem Barney	2 10/17/71
1t Pete Mandley	2 10/5/86

Punt Return Yards	
1 Pete Mandley	36 10/5/86

Kickoff Returns	
1 Aveion Cason	7 11/27/08
2 Walter Stanley	6 11/5/89

Kickoff Return Yards	
1 Aveion Cason	148 11/27/08
2 Ken Jenkins	112 11/13/83

Longest Plays	
Rush: Greg Landry	30 10/17/71
Pass: Erik Kramer-to-Herman Moore	

KR: Desmond Howard	77t 11/26/92
Punt: Herman Weaver	63 10/21/01
PR: Willie Clay	28 10/17/71
Int: Lem Barney	28t 10/17/71
FG: Eddie Murray	48 10/5/86

RECORDS & RESULTS

Overall	3-7-0
Home	1-3-0
Road	2-4-0
Ford Field	1-1-0
The Coliseum	0-1-0

Date	Site	Result
10-17-71	Hou	W, 31-7
10-26-75	Hou	L, 8-24
11-13-83	Hou	L, 7-27
10-5-86	DET	W, 24-13
11-5-89	Hou	L, 35-31
11-26-92	DET	L, 21-24
12-10-95	Hou	W, 24-17
10-21-01	DET	L, 24-27
1-2-05	Ten	L, 19-24
11-27-08	DET	L, 47-10

Note: The Titans were located in Houston (known as the Oilers) from 1960-96 and known as the Tennessee Oilers from 1997-98.

SERIES NOTES

➤ The Lions and Titans have hooked up 10 times in the regular season with Tennessee holding a 7-3 lead. The Lions were 2-3 in Houston and 1-1 in the Pontiac Silverdome.

➤ The teams first met October 17, 1971 in Houston, with the Lions coming away with a 31-7 win.

➤ The Titans have won six of the last eight contests.

➤ The Titans, then the Oilers, put a damper on Detroit's 1992 Thanksgiving Day festivities with a come-from-behind 24-21 win November 26 over the Lions in the Silverdome. Lorenzo White's 8-yard touchdown scamper with 1:17 remaining sealed the Titans' victory and ended Detroit's three-game Thanksgiving Day win streak.

➤ On December 10, 1995, QB Scott Mitchell set the Lions' all-time record for touchdown passes in a season. Bobby Layne had previously owned the record (26 in 1951). Mitchell completed the '95 season with 32 touchdown passes.

PUBLIC RELATIONS

Robbie Bohren/Dwight Spradlin
460 Great Circle Road
Nashville, TN 37228
(615) 565-4000



COACHING & SERIES RECORDS

Detroitlions.com

Media.Detroitlions.com

DENVER BRONCOS

KANSAS CITY CHIEFS

BRONCOS 2012 SCHEDULE

Sep. 9	Pittsburgh Steelers
Sep. 17	at Atlanta Falcons (Mon)
Sep. 23	Houston Texans
Sep. 30	Oakland Raiders
Oct. 7	at New England Patriots
Oct. 15	at San Diego Chargers (Mon)
Oct. 21	BYE
Oct. 28	New Orleans Saints
Nov. 4	at Cincinnati Bengals
Nov. 11	at Carolina Panthers
Nov. 18	San Diego Chargers
Nov. 25	at Kansas City Chiefs
Dec. 2	Tampa Bay Buccaneers
Dec. 6	at Oakland Raiders (Thurs)
Dec. 16	at Baltimore Ravens
Dec. 23	Cleveland Browns
Dec. 30	Kansas City Chiefs

2011 Results: 8-8

LIONS SERIES RECORDS

Rushing Attempts		
1 Billy Sims	28	10/11/81
2 Barry Sanders	23	11/22/90

Rushing Yards		
1 Billy Sims	185	10/11/81
2 Barry Sanders	147	11/22/90
3 Steve Owens	109	11/7/71

Rushing Touchdowns		
1 Billy Sims	2	10/11/81

Passing Attempts		
1 Charlie Batch	40	12/25/99
2 Chuck Long	34	11/1/87

Passing Completions		
1t Charlie Batch	21	12/25/99
1t Matthew Stafford	21	10/30/11

Passing Yards		
1t Charlie Batch	267	12/25/99
1t Matthew Stafford	267	10/30/11

Passes Intercepted		
1 Gary Danielson	4	10/7/84

Touchdown Passes		
1t Bob Gagliano	3	11/22/90
1t Matthew Stafford	3	10/30/11

Receptions		
1 Billy Sims	9	10/7/84

Receiving Yards		
1 Calvin Johnson	125	10/30/11
2 Germaine Crowell	95	12/25/99

Receiving Touchdowns		
1 Richard Johnson	2	11/22/90

Interceptions		
1t Levi Johnson	1	11/28/74
1t Alvin Hall	1	10/11/81
1t Bruce McNorton	1	10/7/84
1t Ray Crockett	1	11/22/90
1t Chris Houston	1	10/30/11

Points		
1t Billy Sims	12	10/11/81
1t Richard Johnson	12	11/22/90
1t Eddie Murray	12	11/22/90
1t Barry Sanders	12	11/22/90

Touchdowns		
1t Billy Sims	2	10/11/81
1t Richard Johnson	2	11/22/90
1t Barry Sanders	2	11/22/90

Field Goals		
1 Eddie Murray	4	11/22/90

Punts		
1 John Jett	8	12/25/99
2 Ryan Donahue	7	10/30/11

Punt Returns		
1 Az-Zahir Hakim	3	9/28/03

Punt Return Yards		
1 Larry Walton	18	11/7/71

Kickoff Returns		
1t Gary Lee	4	11/1/87
1t Desmond Howard	4	12/25/99

Kickoff Return Yards		
1 Desmond Howard	97	12/25/99

2t Jimmy Jones	87	11/28/74
2t Gary Lee	87	11/1/87

Longest Plays		
Rush: Billy Sims	48t	10/11/81
Pass: Greg Landry-to-Earl McCullough	76t	11/7/71
KR: Mel Gray	40	10/22/90
Punt: Tom Skladany	64	10/11/81
PR: Larry Walton	18	11/7/71
Int: Chris Houston	100t	10/11/81
FG: Jason Hanson	53	9/28/03
Jason Hanson	53	11/4/07

RECORDS & RESULTS

Overall	5-6-0
Home	3-3-0
Road	2-3-0
Field Goal	1-0-0
Sports Authority Field	1-1-0

Date	Site	Result
11-7-71	Den	W, 24-20
11-28-74	DET	L, 27-31
11-23-78	DET	W, 17-14
10-11-81	Den	L, 21-27
10-7-84	DET	L, 7-28
11-1-87	DET	L, 0-34
11-22-90	DET	W, 40-27
12-26-99	DET	L, 7-17
9-28-03	Den	L, 16-20
11/4/07	DET	W, 44-7
10/30/11	Den	W, 45-10

SERIES NOTES

- Detroit posted a 24-20 win November 7, 1971 in the first meeting between the two teams. After a Detroit fumble and interception gave the Broncos a 10-0 halftime lead, the Lions roared back in the second half, scoring on their first two possessions, including a Greg Landry-to-Earl McCullough 76-yard bomb which gave the Lions the lead.
- Denver's 31-27 win in 1974 was the last Thanksgiving Day game played in Tiger Stadium, with the Lions moving into the Pontiac Silverdome the next season.
- In 1999, the Lions hosted the Broncos on another holiday, Christmas Day, with the Broncos claiming a 17-7 victory at the Silverdome.
- In Denver's first regular season trip to Ford Field November 4, 2007, the Lions crushed the Broncos 44-7, which marked the largest margin of victory, 37 points, by the Lions since they shutout the Jacksonville Jaguars 44-0 December 17, 1995. The 44 points were also the most by the team since they put up 55 points vs. Chicago November 27, 1997. The 37-point difference by Denver was the largest margin in a loss by the Broncos since the team lost at New Orleans 42-0 November 20, 1988.
- Detroit scored the second-most points in a road game by the club in a 45-10 win at Denver October 30, 2011. It was the largest margin of victory on the road for the Lions since 1970. CB Chris Houston registered the fourth-longest interception return TD in team history with a 100-yard return.

PUBLIC RELATIONS

Patrick Smyth/Rebecca Villanueva
13655 Broncos Parkway
Englewood, CO 80112
(303) 649-9000

CHIEFS 2012 SCHEDULE

Sep. 9	Atlanta Falcons
Sep. 16	at Buffalo Bills
Sep. 23	at New Orleans Saints
Sep. 30	San Diego Chargers
Oct. 7	Baltimore Ravens
Oct. 14	at Tampa Bay Buccaneers
Oct. 21	BYE
Oct. 28	Oakland Raiders
Nov. 1	at San Diego Chargers (Thurs)
Nov. 12	at Pittsburgh Steelers (Mon)
Nov. 18	Cincinnati Bengals
Nov. 25	Denver Broncos
Dec. 2	Carolina Panthers
Dec. 9	at Cleveland Browns
Dec. 16	at Oakland Raiders
Dec. 23	Indianapolis Colts
Dec. 30	at Denver Broncos

2011 Results: 7-9

LIONS SERIES RECORDS

Rushing Attempts		
1 Billy Sims	28	10/26/80

Rushing Yards		
1 Billy Sims	155	10/26/80

Rushing Touchdowns		
1t MR: Keiland Williams	1	9/18/11

Passing Attempts		
1 Chuck Long	41	11/26/87
2 Matthew Stafford	39	9/18/11

Passing Completions		
1 Matthew Stafford	23	9/18/11
2 Chuck Long	21	11/26/87

Passing Yards		
1 Matthew Stafford	294	9/18/11
2 Scott Mitchell	247	11/28/96

Passes Intercepted		
1t Greg Landry	2	11/25/71
1t Gary Danielson	2	10/26/80
1t Scott Mitchell	2	11/28/96
1t Charlie Batch	2	9/26/99

Touchdown Passes		
1 Matthew Stafford	4	9/18/11
2t Greg Landry	2	11/25/71
2t Eric Hipple	2	11/26/81
2t Charlie Batch	2	9/26/99

Receptions		
1 Brett Periman	8	11/28/96
2 Nate Burleson	7	9/18/11

Receiving Yards		
1 Barry Sanders	135	10/14/90
2 Brett Periman	131	11/28/96

Receiving Touchdowns		
1 Calvin Johnson	2	9/18/11
2 MR: Jahvid Best	1	9/18/11

Interceptions		
1 MR: Eric Wright	1	9/18/11

Points		
1t Billy Sims	12	10/26/80
1t Barry Sanders	12	10/14/90
1t Calvin Johnson	12	9/18/11

Touchdowns		
1t Billy Sims	2	10/26/80
1t Barry Sanders	2	10/14/90
1t Calvin Johnson	2	9/18/11

Field Goals		
1 Errol Mann	3	11/25/71

Punts		
1 John Jett	8	9/26/99
2 Herman Weaver	6	11/23/75

Punt Returns		
1 Rick Kane	5	10/26/80

Punt Return Yards		
1 Gary Lee	110	11/26/87

Kickoff Returns		
1 Rick Kane	5	10/26/80
2 Gary Lee	4	11/26/87

Kickoff Return Yards		
1 Gary Lee	110	11/26/87
2 Rick Kane	76	10/26/80

Longest Plays		
Rush: Billy Sims	45t	10/26/80
Pass: Bob Gagliano-to-Barry Sanders	47t	10/26/80
KR: Glyn Milburn	48	11/28/96
Punt: John Jett	62	9/26/99
PR: Pete Mandley	22	11/26/87
Int: Jimmy Allen	34	11/26/81
FG: Jason Hanson	51	9/18/11

MR: several players, most recent

RECORDS & RESULTS

Overall	5-7-0
Home	3-2-0
Road	2-5-0
Ford Field	2-0-0
Arrowhead Stadium	3-5-0

Date	Site	Result
11-25-71	KC	W, 32-21
11-23-75	KC	L, 21-24ot
10-26-80	KC	L, 17-20
11-26-81	DET	W, 27-10
11-28-87	DET	L, 20-27
10-23-88	KC	W, 7-6
10-14-90	KC	L, 24-43
11-28-96	DET	L, 24-28
9-26-99	KC	L, 21-31
12-14-03	KC	L, 17-45
12-07-07	DET	W, 25-20
9-18-11	DET	W, 48-3

SERIES NOTES

- The Lions are 3-2 in home games (2-0 at Ford Field) against the Chiefs and 2-5 in games played in Kansas City.
- In the inaugural meeting—the 1971 Thanksgiving Day classic—Errol Mann contributed three field goals while Greg Landry threw touchdown passes to Charlie Sanders and Earl McCullough in a 32-21 Lions' win. RB Ed Podolak scored all three touchdowns for the Chiefs.
- In the teams' first regular season meeting at the Silverdome, Detroit dominated defensively and claimed a 27-10 Thanksgiving Day win in 1981. The Lions held the Chiefs' top-ranked rushing attack to just 116 yards, and registered five sacks.
- The Lions held a 6-4 preseason edge in the series against the Chiefs, and have won five of the last six preseason matchups. The two teams met August 23, 1975 in an exhibition affair that kicked off the opening of the Pontiac Silverdome. Detroit won the contest 27-24.
- Kansas City made their first trip to Ford Field December 23, 2007, with the Lions claiming a 25-20 victory.
- In Detroit's 2011 home opener, September 18, the Lions set a regular season franchise record with a 45-point margin of victory as they defeated the Chiefs 48-3. K Jason Hanson played in his 297th career game, which is the most by any player with one team in NFL history.

PUBLIC RELATIONS

Ted Crews/Brad Gee
One Arrowhead Drive
Kansas City, MO 64129
(816) 924-9300



LIONS

COACHING & SERIES RECORDS

Detroitlions.com

Media.Detroitlions.com

OAKLAND RAIDERS

SAN DIEGO CHARGERS

RAIDERS 2012 SCHEDULE

Sep. 10	San Diego Chargers (Mon)
Sep. 16	at Miami Dolphins
Sep. 23	Pittsburgh Steelers
Sep. 30	at Denver Broncos
Oct. 7	BYE
Oct. 14	at Atlanta Falcons
Oct. 21	Jacksonville Jaguars
Oct. 28	at Kansas City Chiefs
Nov. 4	Tampa Bay Buccaneers
Nov. 11	at Baltimore Ravens
Nov. 18	New Orleans Saints
Nov. 25	at Cincinnati Bengals
Dec. 2	Cleveland Browns
Dec. 6	Denver Broncos (Thurs)
Dec. 16	Kansas City Chiefs
Dec. 23	at Carolina Panthers
Dec. 30	at San Diego Chargers

2011 Results: 8-8

LIONS SERIES RECORDS

Rushing Attempts		
1 Barry Sanders	25	12/10/90

Rushing Yards		
1 Barry Sanders	176	12/10/90

Rushing Touchdowns		
1 Barry Sanders	2	12/10/90

Passing Attempts		
1 Matthew Stafford	52	12/18/11

Passing Completions		
1 Scott Mitchell	31	10/13/96
2 Matthew Stafford	29	12/18/11

Passing Yards		
1 Matthew Stafford	391	12/18/11

Passes Intercepted		
1t Chuck Long	2	9/20/87
1t Scott Mitchell	2	10/13/96

Touchdown Passes		
1 Matthew Stafford	4	12/18/11

Receptions		
1 Herman Moore	10	10/13/96

Receiving Yards		
1 Calvin Johnson	214	12/18/11
2 Pete Mandley	110	9/20/87

Receiving Touchdowns		
1t Calvin Johnson	2	12/18/11
1t Charlie Sanders	2	11/26/70
1t Herman Moore	2	10/13/96

Interceptions		
1t MR. Terrence Holt	1	11/2/03
1t Otis Smith	1	11/2/03
1t Brian Walker	1	11/2/03

Points		
1t Calvin Johnson	12	12/18/11
1t Charlie Sanders	12	11/26/70
1t Barry Sanders	12	12/10/90
1t Herman Moore	12	10/13/96

Touchdowns		
1t Calvin Johnson	2	12/18/11
1t Charlie Sanders	2	11/26/70
1t Barry Sanders	2	12/10/90
1t Herman Moore	2	10/13/96

Field Goals		
1t Eddie Murray	3	12/10/90
1t Jason Hanson	3	11/2/03

Punts		
1 Mike Black	10	12/10/84

Punt Returns		
1 Robbie Martin	6	9/27/81

Punt Return Yards		
1 Robbie Martin	76	9/27/81

Kickoff Returns		
1t Jimmie Jones	5	11/10/74
1t Glynn Milburn	5	10/13/96

Kickoff Return Yards		
1 Glynn Milburn	119	10/13/96

Longest Plays		
Rush: Fred Scott	36	11/19/78
Pass: Landry-to-Farr	58	11/26/70

KR: Reggie Swinton	61	11/2/03
Punt: Tom Skladany	74	9/27/81
PR: Robbie Martin	23	12/10/84
Int: Jimmy Allen	30	9/27/81
Terrence Holt	30	11/2/03
FG: Jason Hanson	54	11/2/03

MR: several players, most recent

RECORDS & RESULTS

Overall	5-6-0
Home	2-1-0
Road	3-5-0
Field Goal	1-0-0
O.co Coliseum	1-3-0

Date	Site	Result
11-26-70	DET	W, 28-14
11-10-70	Oak	L, 13-25
11-19-78	Oak	L, 17-29
9-27-81	Oak	W, 16-0
12-10-84	LA	L, 3-24
9-20-87	LA	L, 7-27
12-10-90	DET	L, 31-38
10-13-96	Oak	W, 23-13
11-2-03	DET	W, 23-13
9-9-07	Oak	W, 36-21
12-18-11	Oak	W, 28-27

Note: The Raiders were located in Oakland from 1960-81 and Los Angeles from 1982-94. The club returned to Oakland in 1995.

SERIES NOTES

➤ In the teams' first meeting, the Lions defeated Oakland 28-14 on Thanksgiving Day (Nov. 26, 1970). The win was the second of five straight wins by the Lions that propelled them to their first playoff berth since 1957. Mel Farr rushed 21 times for 121 yards, tallying Detroit from a 14-0 deficit.

➤ The Lions shut out the defending Super Bowl champion Raiders 16-0 September 27, 1981. Detroit was the first team to shut out the Raiders in 15 years, as the Lions limited Oakland to only 131 yards in total offense. The Lions collected six sacks and Jimmy Allen intercepted his fourth pass in as many games. Billy Sims earned his second consecutive 100-yard rushing game (133 yards) while Dexter Bussey passed Altie Taylor as the club's all-time leading rusher.

➤ In a Monday Night meeting December 10, 1990, there were five Heisman Trophy winners on the field (Det: Barry Sanders and Andre Ware, Oak: Marcus Allen, Tim Brown and Bo Jackson). Sanders finished the game with 176 yards rushing, while Jackson led the Raiders with 129 yards on the ground.

➤ The Lions defeated the defending AFC Champion Oakland Raiders on November 2, 2003 at Ford Field, the Raiders' first trip to Detroit since 1990.

➤ Detroit opened the 2007 season on the road at Oakland and came away with 36-21 victory. DE Dwayne White was named NFC Defensive Player of the Week for his Week 1 as the defensive end was a force in the fourth quarter when Detroit scored 16 unanswered points in the final 10:45 to come away with the victory. After the Lions took a 26-21 lead in the fourth quarter, White intercepted a pass on the ensuing Raiders drive and returned it 28 yards to set up a field goal to increase Detroit's lead to eight. On the first play of the next Oakland possession, White recorded a sack-fumble that was recovered by the Lions. The play helped set up a touchdown to seal the win.

➤ Trailing 27-14 with 7:47 left in the fourth quarter, the Lions completed the 13-point comeback and became the first team in NFL history to record four 13+ point comebacks in a season. The Lions game-winning drive started at the Raiders' 2-yard line with 2:14 left in the fourth quarter and was completed when QB Matthew Stafford hit WR Calvin Johnson on a 6-yard pass with 0:39 left to play.

PUBLIC RELATIONS

Zak Gilbert/Will Kiss
1220 Harbor Bay Parkway
Alameda, CA 94502
(510) 864-5000

CHARGERS 2012 SCHEDULE

Sep. 10	at Oakland Raiders (Mon)
Sep. 16	Tennessee Titans
Sep. 23	at Atlanta Falcons
Sep. 30	at Kansas City Chiefs
Oct. 7	at New Orleans Saints
Oct. 14	Denver Broncos (Mon)
Oct. 21	BYE
Oct. 28	at Cleveland Browns
Nov. 4	Kansas City Chiefs (Thurs)
Nov. 11	at Tampa Bay Buccaneers
Nov. 18	at Denver Broncos
Nov. 25	Baltimore Ravens
Dec. 2	Cincinnati Bengals
Dec. 9	at Pittsburgh Steelers
Dec. 16	Carolina Panthers
Dec. 23	at New York Jets
Dec. 30	Oakland Raiders

2011 Results: 8-8

LIONS SERIES RECORDS

Rushing Attempts		
1 Rick Kane	24	11/6/77

Rushing Yards		
1 Billy Sims	119	9/30/84
2 Rick Kane	105	11/6/77

Rushing Touchdowns		
1t Mel Farr	2	10/22/72
1t Rick Kane	2	11/6/77
1t Billy Sims	2	9/30/84
1t Barry Sanders	2	11/11/96

Passing Attempts		
1 Joey Harrington	46	12/7/03
1t Jon Kitna	46	12/16/07
3 Charlie Batch	38	10/10/99

Passing Completions		
1 Matthew Stafford	29	12/24/11
2t Joey Harrington	26	12/7/03
2t Jon Kitna	26	12/16/07

Passing Yards		
1 Matthew Stafford	373	12/24/11
2 Jon Kitna	302	12/16/07

Passes Intercepted		
1 Jon Kitna	5	12/16/07
2t Greg Landry	1	10/22/72
2t Gary Danielson	1	10/22/78
2t Gary Danielson	1	9/13/81
2t Charlie Batch	1	10/10/99

Touchdown Passes		
1t Matthew Stafford	3	12/24/11
1t Gary Danielson	3	10/22/78

Receptions		
1t Ron Rivers	9	10/10/99
1t Brandon Pettigrew	9	12/24/11

Receiving Yards		
1 Calvin Johnson	102	12/16/07
2 Larry Walton	101	10/22/72

Receiving Touchdowns		
1 Jesse Thompson	2	10/22/78

Interceptions		
1 Jimmy Allen	2	10/22/78

Points		
1t MR. Kevin Smith	12	12/24/11

Touchdowns		
1t MR. Kevin Smith	2	12/24/11

Field Goals		
1 Eddie Murray	3	9/13/81

Punts		
1 Nick Harris	9	12/7/03
2 John Jett	5	10/10/99

Punt Returns		
1t Eddie Payton	5	11/6/77
1t Eddie Drummond	5	12/7/03

Punt Return Yards		
1 Eddie Payton	58	11/6/77

Kickoff Returns		
1t Glynn Milburn	5	11/11/96
1t Terry Fair	5	10/10/99

Kickoff Return Yards		
1 Glynn Milburn	148	11/11/96

Longest Plays		
Rush: Billy Sims	81	9/30/84
Pass: Jon Kitna-to-Calvin Johnson	49	12/16/07

KR: Larry Walton	50	10/22/72
Punt: Mark Royals	52	11/11/96
PR: Eddie Payton	37	11/6/77
Int: Chris Houston	43	12/24/11
FG: Eddie Murray	50	12/24/11

MR: several players, most recent

RECORDS & RESULTS

Overall	4-6-0
Home	4-2-0
Road	0-4-0
Field Goal	1-1-0
Qualcomm Stadium	0-4-0

Date	Site	Result
10-22-72	DET	W, 34-20
11-6-77	DET	W, 20-0
10-22-78	DET	W, 31-14
9-13-81	SD	L, 23-28
9-30-84	SD	L, 24-27
11-10-96	SD	L, 21-27
10-10-99	DET	L, 10-20
12-7-03	SD	L, 14-14
12-16-07	SD	L, 16-11
12-24-11	DET	W, 38-10

SERIES NOTES

➤ The Lions won each of the first three meetings between the two teams (all home games), but have dropped the six most-recent contests.

➤ Detroit recorded a 34-20 victory over the Chargers in the first meeting of the series October 22, 1972. Mel Farr ran for two touchdowns and gained 36 yards on 22 carries, helping the Lions rack up 182 yards on the ground for the game. Greg Landry also rushed for a touchdown and added 151 yards passing with a touchdown strike going to Larry Walton, who finished with seven catches for 101 yards.

➤ Detroit fell to the Chargers, 27-24, September 20, 1984 at Jack Murphy Stadium. Billy Sims ran for two touchdowns and 119 yards, including an 81-yard touchdown scamper. Detroit QB Gary Danielson matched Hall of Famer Dan Fouts' every step of the way, completing 20-of-25 attempts for 269 yards, while Fouts was 22-of-35 for 248 yards. The Chargers forced to a 2-1 halftime lead, but Detroit scored two third quarter touchdowns to narrow the gap to 24-21.

➤ With a 38-10 win over San Diego at Ford Field December 24, 2011, the Lions clinched their first playoff berth since 1999. The team was led by QB Matthew Stafford who completed 29-of-36 passes for 373 yards. His completion percentage (80.6) and passer rating (137.6) were both career highs. His rating also set a franchise single-game record by a quarterback who attempted 35 passes.

PUBLIC RELATIONS

Bill Johnston/Scott Yoffe
4020 Murphy Canyon Road
San Diego, CA 92123
(619) 874-4500

2012 DETROIT LIONS
YEAR-BY-YEAR RESULTS





YEAR-BY-YEAR RESULTS

Detroitlions.com
Media.Detroitlions.com

LIONS PRESEASON RECORDS AND RESULTS

RECORDS

SINCE 1949

Team	G	W	L	T	Pct.
Arizona	15	11	4	0	.733
Atlanta	4	2	2	0	.500
Baltimore	2	0	2	0	.000
Buffalo	31	19	11	1	.644
Chicago	1	1	0	0	1.000
Cincinnati	36	18	18	0	.500
Cleveland	43	24	18	1	.568
College All-Stars	3	2	1	0	.667
Dallas	6	2	3	1	.417
Denver	5	3	2	0	.600
Jacksonville	1	1	0	0	1.000
Indianapolis	21	7	13	1	.350
Kansas City	10	6	4	0	.600
Miami	7	1	6	0	.143
Minnesota	1	0	0	1	1.000
New England	7	5	2	0	.714
New Orleans	7	4	3	0	.571
NY Bulldogs	1	1	0	0	1.000
NY Giants	15	10	4	1	.714
NY Jets	4	2	2	0	.500
NY Yanks	1	1	0	0	1.000
Oakland	5	1	4	0	.200
Philadelphia	25	13	11	1	.542
Pittsburgh	18	10	8	0	.556
St. Louis	4	0	3	1	.000
San Diego	1	1	0	0	1.000
Seattle	7	2	5	0	.286
Tennessee	5	3	2	0	.600
Washington	18	11	7	0	.611
Total	304	161	135	8	.555

RESULTS

1949 (3-2-0)

N.Y. Bulldogs (Hershey)	W	21-10
Pittsburgh (Roanoke)	W	41-21
Philadelphia (New Orleans)	L	14-45
Washington (Denver)	L	7-31
N.Y. Giants (Minneapolis)	W	21-6

1950 (2-3-0)

at Pittsburgh	L	14-17
Cleveland (Akron)	L	14-35
Washington (Dallas)	L	24-28
Philadelphia (Little Rock)	W	49-24
Chi. Cards (Birmingham)	W	24-16

1951 (4-1-1)

N.Y. Giants (Dallas)	W	31-21
Philadelphia (Shreveport)	T	17-17
Washington (Amarillo)	L	7-10
CLEVELAND	W	21-20
Chi. Cards (San Antonio)	W	21-7
N.Y. Yanks (Houston)	W	28-14

1952 (6-0-0)

Chi. Cards (Amarillo)	W	28-13
Philadelphia (Little Rock)	W	7-3
N.Y. GIANTS	W	33-17
Cleveland (Syracuse)	W	28-21
at Dallas	W	21-14
Washington (Norman)	W	45-7

1953 (4-1-1)

All-Stars (Chicago)	W	24-10
Pittsburgh (Syracuse)	W	16-13
N.Y. Giants (Dallas)	W	38-7
CLEVELAND	T	24-24
Washington (Buffalo)	W	31-7
at Philadelphia	L	17-28

1954 (6-0-0)

All-Stars (Chicago)	W	31-6
at Philadelphia	W	17-14
WASHINGTON	W	37-7
N.Y. Giants (Norman)	W	28-13
Cleveland (Dallas)	W	56-31
Pittsburgh (Buffalo)	W	42-14

1955 (4-2-0)

Philadelphia (Dallas)	L	8-14
Washington (Mobile)	W	17-14
Chi. Cards (St. Louis)	L	16-17
Pittsburgh (Miami)	W	24-0
at Cleveland	W	19-3
N.Y. GIANTS	W	27-17

1956 (4-2-0)

Pittsburgh (Toledo)	W	20-15
Chi. Cards (Mobile)	L	17-20
Philadelphia (Miami)	W	31-14
CLEVELAND	W	17-0
Cleveland (Akron)	W	31-14
Washington (Buffalo)	L	17-19

1957 (3-3-0)

CLEVELAND	W	20-10
Philadelphia (Toledo)	W	34-27
Washington (Birmingham)	W	31-14
Pittsburgh (Buffalo)	L	14-20
at Cleveland	L	7-23
N.Y. GIANTS	L	0-17

1958 (3-3-0)

All-Stars (Chicago)	L	19-35
CLEVELAND	W	17-7
N.Y. GIANTS	W	24-17
Chicago Bears (Dallas)	W	24-17
Philadelphia (Norman)	L	24-31
at Cleveland	L	7-41

1959 (4-2-1)

L.A. Rams (Boulder)	T	20-20
Chi. Cards (Norman)	L	19-21
Cleveland (Akron)	W	9-3
N.Y. GIANTS	L	0-38
Philadelphia (Toledo)	W	35-24
CLEVELAND	W	31-28
WASHINGTON	W	31-14

1960 (2-3-1)

CLEVELAND	L	14-28
St. Louis (Toledo)	W	24-21
PITTSBURGH	W	13-7
Philadelphia (Norman)	L	10-40
N.Y. Giants (New Haven)	T	16-16
at Cleveland	L	10-14

1961 (4-1-0)

CLEVELAND	W	35-7
at Pittsburgh	W	17-14
PHILADELPHIA	L	14-23
ST. LOUIS	W	20-7
at Cleveland	W	35-17

1962 (4-1-0)

CLEVELAND	L	14-17
Dallas (Cleveland)	W	35-24
PITTSBURGH	W	26-20
Chi. Cards (Omaha)	W	19-14
at St. Louis	W	14-0

1963 (2-3-0)

CLEVELAND	W	24-10
N.Y. Giants (Cleveland)	L	21-24
St. Louis (Omaha)	W	22-17
PITTSBURGH	L	7-22
Dallas (New Orleans)	L	17-27

1964 (3-1-1)

Washington (Charlotte)	W	28-27
BALTIMORE	T	28-28
at Philadelphia	W	17-13
CLEVELAND	L	14-35
N.Y. Giants (Cleveland)	W	24-10

1965 (1-4-0)

at Philadelphia	L	17-20
BALTIMORE	L	3-23
CLEVELAND	L	14-28
N.Y. Giants (Cleveland)	W	25-21
Washington (Canton)	L	3-20

1966 (0-4-1)

Minnesota (New Orleans)	T	6-6
ST. LOUIS	L	14-28
N.Y. Giants (New Haven)	L	7-17
Dallas (Tulsa)	L	10-20
BALTIMORE	L	0-20

1967 (3-2-0)

at Denver	L	7-13
BUFFALO	W	19-17
at San Diego	W	38-17
BALTIMORE	L	5-14
at St. Louis	W	21-7

1968 (2-3-0)

at Buffalo	L	9-13
at Philadelphia	W	20-3
BALTIMORE	W	14-7
at Washington	L	10-16
N.Y. Jets (Cleveland)	L	6-9

1969 (5-1-0)

at Kansas City	L	13-38
BUFFALO	W	24-12
Boston (Montreal)	W	22-9
Washington (Tampa)	W	21-20
Philadelphia (Raleigh)	W	23-21
NEW ORLEANS	W	42-7

1970 (4-2-0)

KANSAS CITY	L	17-30
at Buffalo	W	22-6
at New Orleans	W	31-17
PHILADELPHIA	W	31-7
Baltimore (Raleigh)	L	14-20
at Cincinnati	W	31-14

1971 (3-3-0)

N.Y. Jets (Tampa)	W	28-24
CINCINNATI	L	24-31
Baltimore (Ann Arbor)	W	23-20
at Miami	L	24-28
BUFFALO	L	17-31
at Philadelphia	W	49-10

1972 (4-2-0)

MIAMI	W	31-23
at Cincinnati	W	28-30
Cleveland (Ann Arbor)	W	34-7
WASHINGTON	W	23-10
Baltimore (Tampa)	W	24-17
at New England	L	30-34

1973 (4-2-0)

at Washington	W	17-14
at Kansas City	W	17-16
Baltimore (Memphis)	L	28-32
CINCINNATI	L	10-17
at Cleveland	W	16-13
NEW ENGLAND	W	34-21

1974 (2-4-0)

at Kansas City	L	12-20
at Baltimore	W	6-3
OAKLAND	L	10-41
at Cincinnati	L	14-27
at Buffalo	L	7-28
CLEVELAND	W	21-7

1975 (2-4-0)

Oakland (Berkeley)	L	0-34
at Miami	L	14-20
KANSAS CITY	W	27-24
at Washington	L	13-34
CINCINNATI	L	14-22
at Cleveland	W	27-24

1976 (3-4-0)

Denver (Canton)	L	7-10
BUFFALO	W	20-17
MAIMI	L	21-30
at Cincinnati	L	14-26
Dallas (Memphis)	L	16-36
at Kansas City	W	23-21
BALTIMORE	W	24-9

1977 (3-3-0)

KANSAS CITY	W	17-0
at Buffalo	L	10-17
CINCINNATI	L	13-17
at Seattle	W	16-14
at Baltimore	L	10-21
CLEVELAND	W	24-20

1978 (2-2-0)

BUFFALO	W	28-20
at Cincinnati	W	14-10
at Cleveland	L	10-14
BALTIMORE	L	7-13



YEAR-BY-YEAR RESULTS

Detroitlions.com
Media.Detroitlions.com

1979 (2-2-0)

CINCINNATI	L	28-40
at Buffalo	W	34-13
CLEVELAND	W	21-10
at Baltimore	L	7-17

1980 (3-1-0)

at Miami	L	7-17
BUFFALO	W	24-17
NEW ORLEANS	W	40-17
at Cincinnati	W	15-10

1981 (1-3-0)

at Buffalo	W	21-14
CINCINNATI	L	20-30
MIAMI	L	27-31
at New Orleans	L	17-20ot

1982 (2-2-0)

CLEVELAND	L	16-17
OAKLAND	W	30-16
at Cincinnati	W	27-23
at Buffalo	L	10-13

1983 (2-2-0)

at Philadelphia	L	17-21
at Kansas City	W	17-13
BUFFALO	L	16-17
CINCINNATI	W	34-7

1984 (2-2-0)

PHILADELPHIA	W	17-14
SEATTLE	L	24-28
at Buffalo	W	17-12
at Cincinnati	L	14-35

1985 (1-2-1)

BUFFALO	T	10-10
at Seattle	L	3-28
CINCINNATI	W	31-17
at Philadelphia	L	16-20

1986 (2-2-0)

PHILADELPHIA	L	9-17
SEATTLE	W	30-27
at Indianapolis	L	13-20
at Cincinnati	W	30-20

1987 (2-2-0)

INDIANAPOLIS	L	19-22
CINCINNATI	W	23-9
at Seattle	L	10-38
at Philadelphia	W	36-3

1988 (0-4-0)

at Cleveland	L	10-13
SEATTLE	L	13-16ot
at Cincinnati	L	7-24
PHILADELPHIA	L	9-27

1989 (0-4-0)

CLEVELAND	L	24-25
CINCINNATI	L	3-35
at Seattle	L	7-13
at L.A. Rams	L	14-24

1990 (4-0-0)

at Houston	W	34-10
BUFFALO	W	24-13
KANSAS CITY	W	35-21
at Cincinnati	W	26-24

1991 (2-3-0)

Denver (Canton)	W	14-3
CINCINNATI	W	24-20
at Buffalo	L	16-21
at Kansas City	L	14-38
PITTSBURGH	L	3-16

1992 (1-3-0)

HOUSTON	L	7-17
at Buffalo	L	24-30
NEW ENGLAND	W	42-9
at Cincinnati	L	17-34

1993 (4-0-1)

BUFFALO	W	14-7
Dallas (London)	T	10-10
at Houston	W	24-20
CINCINNATI	W	30-7
at New Orleans	W	17-16

1994 (2-2-0)

N.Y. JETS	W	26-13
at Cleveland	L	7-16
ARIZONA	W	24-16
at Cincinnati	L	14-38

1995 (3-1-0)

at New England	W	30-17
JACKSONVILLE	W	19-3
CINCINNATI	W	20-13
at New Orleans	L	10-24

1996 (3-1-0)

NEW ORLEANS	L	22-23
WASHINGTON	W	34-25
at Houston	W	34-23
at Cincinnati	W	24-17

1997 (1-3-0)

ATLANTA	W	20-17
CINCINNATI	L	23-27
at Pittsburgh	L	20-28
at Indianapolis	L	3-16

1998 (1-3-0)

ARIZONA	W	13-10
ATLANTA	L	3-7
at Cincinnati	L	19-33
at Indianapolis	L	17-20

1999 (1-3-0)

at Atlanta	L	31-35
CINCINNATI	W	16-0
at Miami	L	10-31
ST. LOUIS	L	6-17

2000 (2-2-0)

NEW ENGLAND	L	10-13
BUFFALO	W	15-13
at Oakland	L	17-23
at Cincinnati	W	21-13

2001 (1-3-0)

CINCINNATI	L	24-27
at Indianapolis	W	27-26
at Pittsburgh	L	7-20
TENNESSEE	L	25-28

2002 (1-3-0)

at Baltimore	L	6-12
at Cleveland	L	23-24
PITTSBURGH	L	22-34
BUFFALO	W	20-13

2003 (2-2-0)

PITTSBURGH	W	26-13
at Cincinnati	L	10-23
CLEVELAND	W	38-17
at Buffalo	L	16-22

2004 (2-2-0)

PITTSBURGH	W	27-21
at Cleveland	L	10-17
at Baltimore	L	6-17
BUFFALO	W	20-17

2005 (1-3-0)

at NY Jets	L	3-10
CLEVELAND	L	13-21
ST. LOUIS	L	13-37
at Buffalo	W	7-21

2006 (1-3-0)

DENVER	W	20-13
at Cleveland	L	16-20
at Oakland	L	3-21
BUFFALO	L	13-20

2007 (2-2-0)

CINCINNATI	W	27-26
at Cleveland	W	23-20
at Indianapolis	L	10-37
BUFFALO	L	13-16

2008 (4-0-0)

NY GIANTS	W	13-10
at Cincinnati	W	27-10
CLEVELAND	W	26-6
at Buffalo	W	14-6

2009 (3-1-0)

ATLANTA	W	27-26
at Cleveland	L	10-27
INDIANAPOLIS	W	18-17
at Buffalo	W	17-6

2010 (3-1-0)

at Pittsburgh	L	7-23
at Denver	W	25-20
CLEVELAND	W	35-27
BUFFALO	W	28-23

2011 (4-0-0)

CINCINNATI	W	34-3
at Cleveland	W	30-28
NEW ENGLAND	W	34-10
at Buffalo	W	16-6

() Neutral Site



YEAR-BY-YEAR RESULTS

Detroitlions.com
Media.Detroitlions.com

1934

Record: 10-3-0, 2nd Western Division

Date	W/L	Score	Opponent	Att
9/23	W	9-0	New York	12,000
9/30	W	6-0	at Chicago Cardinals	18,000
10/7	W	3-0	at Green Bay	7,500
10/14	W	10-0	at Philadelphia	9,860
10/17	W	24-0	Boston	12,000
10/22	W	28-0	Brooklyn	11,000
10/28	W	38-0	at Cincinnati	4,800
11/4	W	40-7	Pittsburgh	6,000
11/11	W	17-13	Chicago Cardinals	11,000
11/18	W	40-7	St. Louis	15,000
11/25	L	0-3	Green Bay	12,000
11/29	L	18-19	Chicago Bears	26,000
12/2	L	7-10	at Chicago Bears	34,412

All-League: George Christensen (T), Earl "Dutch" Clark (QB)

Team Statistics	Det	(Avg)	Opp	(Avg)
Total Yards	3467	27.0	1959	15.0
Rushing Yards	2340	210.8	1231	94.7
Passing Yards	747	57.5	678	52.2
Points Scored	238	18.3	59	4.5

Lions Leaders

Rushing	Dutch Clark	123-763, 8 TD
Passing	Dutch Clark	23-50, 383 yds, 3 Int
Receiving	Harry Ebling	10-264, 2 TD
Scoring	Dutch Clark	73 pts (8 TD, 4 FG, 13 PAT)

NFL Standings

Western Division	W	L	T	Pct	Pts	OP
Chicago Bears	13	0	0	1.000	286	86
DETROIT	10	3	0	.769	238	59
Green Bay	7	6	0	.538	156	112
Chicago Cardinals	5	8	0	.385	80	84
St. Louis	1	2	0	.333	27	61
Cincinnati	0	8	0	.000	10	243

Eastern Division

New York	8	5	0	.615	147	107
Boston	6	6	0	.500	107	94
Brooklyn	4	7	0	.363	81	153
Philadelphia	4	7	0	.363	127	85
Pittsburgh	2	10	0	.166	51	206

NY defeated ChiB, 30-13, for World Championship.

IN 1934: The Dionne sisters, the first quintuplets to survive beyond infancy, were born in Canada.

1936

Record: 8-4-0, 3rd NFL Western

Date	W/L	Score	Opponent	Att
9/28	W	39-0	Chicago Cardinals	15,000
10/11	W	23-0	at Philadelphia	15,000
10/14	W	14-7	at Brooklyn	8,000
10/18	L	18-20	at Green Bay	13,500
10/25	L	10-12	at Chicago Bears	27,424
11/1	L	7-14	at New York	25,000
11/8	W	28-3	Pittsburgh	20,000
11/15	W	38-0	New York	20,000
11/22	W	14-7	at Chicago Cardinals	7,579
11/26	W	13-7	Chicago Bears	22,000
11/29	L	17-26	Green Bay	22,000
12/6	W	14-6	Brooklyn	10,000

Team Statistics	Det	(Avg)	Opp	(Avg)
Total Yards	3703	308.6	2454	204.5
Rushing Yards	2885	240.4	1427	118.9
Passing Yards	818	68.2	1027	85.6
Points Scored	235	19.6	102	8.5

Lions Leaders

Rushing	Ace Gutowsky	191-827, 6 TD
Passing	Dutch Clark	38-71, 487 yds, 4 TD, 6 Int
Receiving	Ernie Caddell	19-150, 1 TD
Scoring	Dutch Clark	73 pts (7 TD, 4 FG, 19 PAT)

NFL Standings

Western Division	W	L	T	Pct	Pts	OP
Green Bay	10	1	1	.909	248	118
Chicago Bears	9	3	0	.750	222	94
DETROIT	8	4	0	.667	235	102
Chicago Cardinals	3	8	1	.273	74	143

Eastern Division	W	L	T	Pct	Pts	OP
Boston	7	5	0	.583	148	110
Brooklyn	6	6	0	.500	98	187
New York	5	6	1	.455	115	163
Brooklyn	3	8	1	.273	92	161
Philadelphia	1	11	0	.083	51	206

GB defeated Bos, 21-6, for World Championship.

IN 1936: American Eugene O'Neill wins the Nobel Prize for Literature.

1938

Record: 7-4-0, 2nd NFL Western

Date	W/L	Score	Opponent	Att
9/9	W	16-7	Pittsburgh	17,000
9/16	L	17-21	at Cleveland	8,012
9/23	W	17-7	at Green Bay	21,988
10/3	L	5-7	Washington	42,855
10/10	W	10-0	Chicago Cardinals	17,917
10/20	W	13-7	at Chicago Bears	24,356
10/27	W	6-0	Cleveland	30,140
11/3	L	7-28	Green Bay	45,139
11/10	W	7-3	at Chicago Cardinals	8,279
11/24	W	14-7	Chicago Bears	26,278
12/4	L	Cardwell	Philadelphia	18,985

All-League: Lloyd Cardwell (HB)

Team Statistics	Det	(Avg)	Opp	(Avg)
Total Yards	2640	240.0	2186	198.7
Rushing Yards	1893	172.1	1081	98.3
Passing Yards	747	67.9	1105	100.5
Points Scored	119	10.8	108	9.8

Lions Leaders

Rushing	Bill Shepherd	100-455, 3 TD
Passing	Vern Huffman	27-85, 382 yds, 2 TD, 8 Int
Receiving	Lloyd Cardwell	9-138, 1 TD
Scoring	Lloyd Cardwell	30 pts (5 TD)

NFL Standings

Western Division	W	L	T	Pct	Pts	OP
Green Bay	8	3	0	.727	223	118
DETROIT	7	4	0	.636	119	108
Chicago Bears	6	5	0	.545	194	148
Cleveland	4	7	0	.364	131	215
Chicago Cardinals	2	9	0	.182	111	168

Eastern Division	W	L	T	Pct	Pts	OP
New York	8	2	1	.800	194	74
Washington	6	3	2	.667	148	154
Brooklyn	4	4	3	.500	131	161
Philadelphia	5	6	0	.455	154	164
Pittsburgh	2	4	0	.333	187	169

NY defeated GB, 23-17, for World Championship.

IN 1938: Douglas B. Wray Wayl Corrigan makes trans-Atlantic flight from New York to Dublin.

1935

Record: 7-3-2, 1st Western Division

Date	W/L	Score	Opponent	Att
9/20	W	35-0	at Philadelphia	12,000
9/29	T	10-10	Chicago Cardinals	8,200
10/6	L	10-12	at Brooklyn	12,000
10/13	W	17-13	at Boston	18,737
10/20	L	9-13	at Green Bay (MI)	9,500
10/30	W	10-4	Boston	17,000
11/3	W	7-6	at Chicago Cardinals	5,000
11/10	L	7-31	at Green Bay	12,000
11/17	W	20-10	Green Bay	12,500
11/24	T	20-20	at Chicago Bears	14,624
11/28	W	14-2	Chicago Bears	18,000
12/1	W	28-0	Brooklyn	15,000

World Championship

12/15 W 28-7 New York

All-League: Ernie Caddell (G), Earl "Dutch" Clark (QB)

Team Statistics	Det	(Avg)	Opp	(Avg)
Total Yards	2812	229.7	1221	101.8
Rushing Yards	1773	147.8	290	24.2
Passing Yards	1039	76.7	931	22.6
Points Scored	191	15.9	111	9.3

Lions Leaders

Rushing	Ernie Caddell	87-450, 6 TD
Passing	Glen Presnell	15-45, 193 yds, 6 Int
Receiving	Ernie Caddell	10-171
Scoring	Dutch Clark	55 pts (6 TD, 1 FG, 16 PAT)

NFL Standings

Western Division	W	L	T	Pct	Pts	OP
DETROIT	7	3	2	.700	191	111
Green Bay	8	4	0	.667	181	96
Chicago Cardinals	6	4	2	.600	192	106
Chicago Bears	6	4	2	.600	99	97

Eastern Division	W	L	T	Pct	Pts	OP
New York	9	3	0	.750	180	96
Brooklyn	5	6	1	.454	90	149
Pittsburgh	4	8	0	.333	100	201
Boston	2	8	1	.200	65	123
Philadelphia	2	9	0	.182	60	179

*One game canceled.

DET defeated NY, 26-7, for World Championship.

IN 1935: President Roosevelt opens second phase of New Deal, calling for social security, better housing, equitable taxation and farm assistance.

1937

Record: 7-4-0, 3rd NFL Western

Date	W/L	Score	Opponent	Att
9/10	W	28-0	at Cleveland	24,800
9/19	W	16-7	Chicago Cardinals	17,000
10/3	L	6-26	at Green Bay	17,553
10/10	W	10-15	Pittsburgh	16,000
10/17	W	30-0	Brooklyn	18,000
10/24	L	20-28	at Chicago Bears	34,530
10/31	L	13-14	Green Bay	23,000
11/7	W	27-7	Cleveland	15,500
11/14	W	17-0	at New York	35,000
11/21	W	16-7	at Chicago Cardinals	8,576
11/25	L	0-13	Chicago Bears	24,173

All-League: Earl "Dutch" Clark (QB)

Team Statistics	Det	(Avg)	Opp	(Avg)
Total Yards	2705	245.9	2133	193.9
Rushing Yards	2074	188.5	1329	120.8
Passing Yards	631	57.5	804	73.1
Points Scored	180	16.4	105	9.5

Lions Leaders

Rushing	Dutch Clark	96-468, 5 TD
Passing	Bill Shepherd	19-46, 297 yds, 2 TD, 7 Int
Receiving	Ernie Caddell	9-80
Scoring	Dutch Clark	45 pts (6 TD, 1 FG, 6 PAT)

NFL Standings

Western Division	W	L	T	Pct	Pts	OP
Chicago Bears	9	1	1	.900	201	100
Green Bay	7	4	0	.636	220	122
DETROIT	7	4	0	.636	180	105
Chicago Cardinals	5	5	1	.500	135	165
Cleveland	1	10	0	.091	75	207

Eastern Division	W	L	T	Pct	Pts	OP
Washington	8	3	0	.727	195	120
New York	6	3	2	.667	128	109
Pittsburgh	4	7	0	.364	122	145
Brooklyn	3	7	1	.300	82	176
Philadelphia	2	8	1	.200	86	177

Was defeated by ChiB, 28-21, for World Championship.

IN 1937: Amelia Earhart reported lost somewhere over the Pacific on around-the-world flight.

1939

Record: 6-5-0, 3rd NFL Western

Date	W/L	Score	Opponent	Att
9/10	W	21-13	Chicago Cardinals	15,075
9/20	W	27-7	Brooklyn	15,515
10/7	W	17-3	at Chicago Cardinals	11,000
10/15	W	15-7	Cleveland	30,096
10/22	L	7-26	at Green Bay	22,558
10/29	W	10-0	at Chicago Bears	30,903
11/5	W	18-14	New York	47,482
11/12	L	13-23	Chicago Bears	42,884
11/19	L	3-14	at Cleveland	28,142
11/26	L	7-31	at Washington	36,183
12/3	L	7-12	Green Bay	30,699

Team Statistics	Det	(Avg)	Opp	(Avg)
Total Yards	2905	254.1	2503	236.5
Rushing Yards	1487	135.2	1203	109.4
Passing Yards	1357	123.4	1400	127.3
Points Scored	145	13.2	150	13.6

Lions Leaders

Rushing	Bill Shepherd	105-420, 2 TD
Passing	Dwight Sloan	45-102, 658 yds, 2 TD, 3 Int
Receiving	Monk Moschis	14-176
Scoring	Chuck Hanneman	29 pts (2 TD, 4 FG, 5 PAT)
Punting	Johnny Pingel	3-368, 42.8 avg

NFL Standings

Western Division	W	L	T	Pct	Pts	OP
Green Bay	9	2	0	.818	233	153
Chicago Bears	8	3	0	.727	298	157
DETROIT	6	5	0	.545	145	150
Cleveland	5	5	1	.500	195	164
Chicago Cardinals	1	10	0	.091	84	254
Eastern Division						
New York	9	1	1	.900	168	85
Washington	8	2	1	.800	242	94
Brooklyn	4	6	1	.400	108	219
Philadelphia	1	9	1	.100	105	200
Pittsburgh	1	9	1	.100	114	216



YEAR-BY-YEAR RESULTS

Detroitlions.com
Media.Detroitlions.com

1940

Record: 5-5-1, 3rd NFL Western					
Date	W/L	Score	Opponent	Att	
9/15	T	0-0	at Chicago Cardinals	18,048	
9/22	L	7-10	Pittsburgh	15,310	
9/29	W	6-0	Cleveland	15,347	
10/5	W	43-14	at Chicago Cardinals	20,619	
10/13	L	0-7	at Chicago Bears	34,217	
10/20	W	23-14	at Green Bay	21,001	
10/27	L	14-20	Washington	28,309	
11/3	L	0-24	at Cleveland	18,881	
11/10	W	17-14	Chicago Bears	21,735	
11/17	W	21-0	at Philadelphia	6,327	
11/24	L	7-50	Green Bay	26,019	

Team Statistics

	Det	(Avg)	Opp	(Avg)
Total Yards	2634	239.5	2357	214.3
Rushing Yards	1457	132.5	1323	120.3
Passing Yards	1177	107.0	1034	94.0
Points Scored	138	12.5	153	13.9

Lions Leaders

Rushing	Whizzer White	146-514, 5 TD
Passing	Whizzer White	35-80, 461 yds, 12 Int
Receiving	Lloyd Cardwell	20-349, 1 TD
Scoring	Whizzer White	32 pts (6 TD, 2 PAT)
Punting	Whizzer White	52-1,332, 41.0 avg
Interceptions	Rip Ryan	6-65

NFL Standings
Western Division
Green Bay 8 2 0 800 238 141
Chicago Bears 6 3 1 667 258 172
DETROIT 5 5 1 600 138 155
Cleveland 4 6 1 400 171 151
Chicago Cardinals 2 7 2 222 139 222

Eastern Division
Washington 9 2 0 818 245 142
Brooklyn 8 3 0 727 186 120
New York 6 4 1 600 131 133
Pittsburgh 7 2 2 632 60 178
Philadelphia 1 10 0 091 111 211

ChB defeated Was, 73-0, for World Championship.

IN 1940: Franklin D. Roosevelt defeats Wendell Willkie in the U.S. Presidential election.

1942

Record: 0-11-0, 5th NFL Western					
Date	W/L	Score	Opponent	Att	
9/20	L	0-13	at Chicago Cardinals	17,742	
9/27	L	0-14	Cleveland	14,846	
10/4	L	7-28	Brooklyn	12,598	
10/11	L	7-28	at Green Bay (MI)	19,500	
10/18	L	0-7	Chicago Cardinals	14,100	
10/25	L	7-28	Green Bay	19,097	
11/1	L	0-16	at Chicago Bears	12,205	
11/8	L	7-35	Pittsburgh	16,679	
11/15	L	7-27	at Cleveland	4,029	
11/22	L	0-42	Chicago Bears	17,348	
11/29	L	3-15	Washington	6,044	

Team Statistics

	Det	(Avg)	Opp	(Avg)
Total Yards	2206	200.5	3086	280.6
Rushing Yards	1261	114.6	1463	133.0
Passing Yards	885	80.5	1623	147.6
Points Scored	38	3.5	263	23.9

Lions Leaders

Rushing	Mickey Sanzotta	71-268
Passing	Harry Hipp	20-68, 258 yds, 13 Int
Receiving	Bill Fisk	15-177
Scoring	Elmer Hackney	12 pts
Punt Ret.	Harry Hipp	9-98, 10.9 avg
KO Ret.	Harry Hipp	5-108, 22.6 avg
Punting	Harry Hipp	27-1,098, 40.7 avg
Interceptions	Bill Callihan	3-29

NFL Standings
Western Division
Green Bay 11 0 0 1000 376 84
Chicago Bears 8 2 1 800 300 215
Cleveland 5 6 0 455 150 207
Chicago Cardinals 3 8 0 273 98 203
DETROIT 0 11 0 000 38 263

Eastern Division
Washington 10 1 0 909 227 102
Pittsburgh 7 4 0 636 167 119
New York 5 5 1 500 155 139
Brooklyn 3 8 0 273 100 168
Philadelphia 2 9 0 182 134 239

Was defeated ChB, 14-6, for World Championship.

1942: Enrico Fermi achieves nuclear chain reaction.

1944

Record: 6-3-1, 2nd NFL Western					
Date	W/L	Score	Opponent	Att	
9/12	L	6-27	at Green Bay (MI)	18,556	
9/19	W	19-14	Brooklyn	15,702	
9/26	W	17-20	Cleveland	21,115	
10/3	T	21-21	at Chicago Bears	23,835	
10/10	L	0-14	Green Bay	30,844	
10/17	W	27-6	at ChC-Pit	17,743	
10/24	L	7-17	ChC-Pit	13,239	
10/31	W	41-21	Chicago Bears	21,980	
11/7	W	26-14	at Cleveland	7,462	
11/14	W	38-7	Boston	15,027	

Team Statistics

	Det	(Avg)	Opp	(Avg)
Total Yards	2655	265.5	2659	265.8
Rushing Yards	1141	114.1	1216	121.6
Passing Yards	1475	147.5	1442	144.2
Points Scored	216	21.6	151	15.1

Lions Leaders

Rushing	Frank Sinkwich	150-563, 6 TD
Passing	Frank Sinkwich	58-148, 1,060 yds, 12 TD, 20 Int
Receiving	Jack Matheson	23-361-3 TDs
Scoring	Frank Sinkwich	66 pts (6 TD, 2 FG, 24 PAT)
Punt Ret.	Frank Sinkwich	11-148, 13.5 avg
KO Ret.	Arthur Van Tone	9-227, 25.2 avg, 1 TD
Punting	Frank Sinkwich	45-1845, 41.0 avg
Interceptions	Alex Wojciechowicz	7-77

NFL Standings
Western Division
Green Bay 8 2 2 800 238 141
Chicago Bears 6 3 1 667 258 172
DETROIT 6 3 1 667 216 151
Cleveland 4 6 0 400 188 224
Card-Pittsburgh 0 10 0 000 108 328

Eastern Division
New York 6 1 1 889 206 75
Philadelphia 7 3 1 875 267 131
Washington 6 1 1 867 169 180
Boston 2 8 0 200 82 233
Brooklyn 0 10 0 000 69 166

GB defeated NY, 14-7, for World Championship.

IN 1944: FDR wins unprecedented fourth term as President, defeating Thomas E. Dewey.

1941

Record: 5-5-1, 3rd NFL Western					
Date	W/L	Score	Opponent	Att	
9/14	L	0-23	at Green Bay	16,734	
9/21	L	7-14	at Brooklyn	18,269	
9/27	T	14-14	at Chicago Cardinals	15,458	
10/4	W	17-7	Cleveland	26,481	
10/19	L	0-49	at Chicago Bears	25,980	
10/26	L	7-24	Green Bay	30,269	
11/2	W	14-0	at Cleveland	10,554	
11/9	L	13-20	at New York	27,875	
11/16	W	21-17	Philadelphia	16,306	
11/23	L	7-24	Chicago Bears	28,657	
11/30	W	21-3	Chicago Cardinals	17,501	

Team Statistics

	Det	(Avg)	Opp	(Avg)
Total Yards	2634	239.5	2357	214.3
Rushing Yards	1457	132.5	1323	120.3
Passing Yards	1177	107.0	1034	94.0
Points Scored	138	12.5	153	13.9

Lions Leaders

Rushing	Whizzer White	146-514, 5 TD
Passing	Whizzer White	35-80, 461 yds, 12 Int
Receiving	Lloyd Cardwell	20-349, 1 TD
Scoring	Whizzer White	32 pts (6 TD, 2 PAT)
Punting	Whizzer White	52-1,332, 41.0 avg
Interceptions	Rip Ryan	6-65

NFL Standings
Western Division
Green Bay 8 2 0 800 238 141
Chicago Bears 6 3 1 667 258 172
DETROIT 5 5 1 600 138 155
Cleveland 4 6 1 400 171 151
Chicago Cardinals 2 7 2 222 139 222

Eastern Division
Washington 9 2 0 818 245 142
Brooklyn 8 3 0 727 186 120
New York 6 4 1 600 131 133
Pittsburgh 7 2 2 632 60 178
Philadelphia 1 10 0 091 111 211

ChB defeated GB, 33-14, in divisional playoff.
ChB defeated NY, 37-9, for World Championship.

IN 1941: Japanese surprise attack on U.S. fleet at Pearl Harbor brings the United States into World War II.

1943

Record: 3-6-1, 3rd NFL Western					
Date	W/L	Score	Opponent	Att	
9/19	W	35-17	Chicago Cardinals	23,408	
9/26	W	27-0	Brooklyn	23,768	
10/3	L	21-27	Chicago Bears	48,118	
10/10	L	14-35	at Green Bay	21,395	
10/17	W	7-0	at Chicago Cardinals	15,072	
10/24	L	6-27	Green Bay	41,463	
10/31	L	14-35	at Chicago Bears	21,587	
11/7	T	0-0	New York	16,592	
11/14	L	20-42	at Washington	35,540	
11/21	L	34-35	at Phi-Pit	23,338	

Team Statistics

	Det	(Avg)	Opp	(Avg)
Total Yards	2408	240.8	2819	281.9
Rushing Yards	817	81.7	1213	121.3
Passing Yards	1290	129.0	1606	160.6
Points Scored	178	17.8	238	23.8

Lions Leaders

Rushing	Frank Sinkwich	93-266, 1 TD
Passing	Frank Sinkwich	50-126, 689 yds, 7 TD, 20 Int
Receiving	Harry Hipp	17-229, 3 TD
Scoring	Harry Hipp	54 pts (9 TD)
Punt Ret.	Frank Sinkwich	11-228, 20.4 avg
KO Ret.	Chuck Fenerbach	11-224, 20.4 avg
Punting	Harry Hipp	42-1,643, 39.1 avg
Interceptions	Ned Mathews	4-44

NFL Standings
Western Division
Green Bay 8 2 1 889 206 75
Chicago Bears 6 3 1 667 229 137
Cleveland 5 6 1 667 197 170
DETROIT 3 6 1 333 178 218
Chicago Cardinals 0 10 0 000 95 238

Eastern Division
Washington 6 3 1 667 229 137
New York 6 3 1 667 197 170
Phil-Pitt. 5 4 1 556 225 234
Brooklyn 2 8 0 200 65 234

*Was defeated NY, 28-0, in divisional playoff.
ChB defeated Was, 41-21, for World Championship.

IN 1943: Oklahoma opens on Broadway, beginning a run of 2,377 performances.

1945

Record: 7-3-0, 2nd NFL Western					
Date	W/L	Score	Opponent	Att	
9/23	W	10-0	at Chicago Cardinals	5,461	
9/30	L	21-57	at Green Bay (MI)	20,463	
10/7	W	28-24	Philadelphia	22,980	
10/14	W	26-0	Chicago Cardinals	32,644	
10/21	W	16-10	Chicago Bears	37,250	
10/28	W	10-9	at Boston	17,621	
11/4	W	35-28	at Chicago Bears	24,798	
11/11	L	14-35	at New York	38,215	
11/18	L	7-14	Cleveland	40,017	
11/25	W	14-3	Green Bay	23,468	

Team Statistics

	Det	(Avg)	Opp	(Avg)
Total Yards	2485	248.5	2522	252.2
Rushing Yards	857	85.7	912	91.2
Passing Yards	1544	154.4	1615	161.5
Points Scored	195	19.5	194	19.4

Lions Leaders

Rushing	Bob Westfall	82-234, 6 TD
Passing	Charles Fenerbach	45-110, 752 yds, 7 TD, 11 Int
Receiving	John Greene	26-550, 5 TD
Scoring	Bob Westfall	54 pts (9 TD)
Punt Ret.	Dave Ryan	15-1220, 14.7 avg
KO Ret.	Andrew Farkas	6-165, 20.5 avg
Punting	Charles Fenerbach	29-1,081, 37.3 avg
Interceptions	Dave Ryan	3-30
	Charles DeShane	3-75, 1 TD
	John Greene	3-65
	Damon Tassos	3-49
	Ivan Trebotich	3-46

NFL Standings
Western Division
Cleveland 9 1 0 900 244 136
DETROIT 7 3 0 700 195 194
Green Bay 6 4 0 600 238 173
Chicago Bears 3 7 0 300 192 235
Chicago Cardinals 1 9 0 100 98 228

Eastern Division
Washington 8 2 0 800 209 121
Philadelphia 7 3 0 700 272 133
NY Giants 3 6 1 333 179 198
Boston 3 6 1 333 123 211
Pittsburgh 2 8 0 200 79 220

Cle defeated Was, 15-14, for World Championship.

IN 1945: U.S. drops atomic bombs on Hiroshima and Nagasaki; Japan surrenders to end World War II.



YEAR-BY-YEAR RESULTS

Detroitlions.com
Media.Detroitlions.com

1946

Record: 1-10-0, 5th NFL Western

Date	W/L	Score	Opponent	Att
9/30	L	14-34	at Chicago Cardinals	14,667
10/6	L	16-17	at Washington	33,559
10/13	L	14-36	Chicago Cardinals	21,939
10/20	L	14-35	at Los Angeles	27,928
10/27	L	7-10	at Green Bay (MI)	17,073
11/3	L	20-41	Los Angeles	34,447
11/10	W	17-7	Pittsburgh	13,521
11/17	L	0-9	Green Bay	21,055
11/24	L	6-42	at Chicago Bears	24,270
11/28	L	30-45	Boston	13,010
12/8	L	24-45	Chicago Bears	19,579

Team Statistics	Det	(Avg)	Opp	(Avg)
Total Yards	2244	204.0	3673	333.9
Rushing Yards	420	42.8	1698	154.4
Passing Yards	1774	161.3	1975	179.6
Points Scored	152	13.8	310	28.2

Lions Leaders

Rushing	Camp Wilson	64-207, 3 TD
Passing	Dave Ryan	73-154, 965 yds, 6 TD, 17 Int
Receiving	John Greene	20-289, 2 TD
Scoring	Bob Gillett	24 pts (4 TD)
Punt Ret.	Dave Ryan	7-57 yards, 8 avg

NFL Standings

Western Division	W	L	T	Pct	Pts	OP
Chicago Bears	8	2	1	.800	289	193
Los Angeles	6	4	1	.600	277	257
Green Bay	6	5	0	.545	148	158
Chicago Cardinals	6	5	0	.545	260	198
DETROIT	1	10	0	.091	142	310
Eastern Division	W	L	T	Pct	Pts	OP
New York	7	3	1	.700	236	162
Philadelphia	6	5	0	.545	231	220
Washington	5	5	1	.500	171	191
Pittsburgh	5	5	1	.500	136	117
Boston	2	8	1	.200	189	273

Child defeated NY, 24-14, for World Championship.

IN 1946: The first meeting of the United Nations General Assembly opens in London.

1948

Record: 2-10-0, 5th NFL Western

Date	W/L	Score	Opponent	Att
9/22	L	7-44	at Los Angeles	9,122
10/3	L	21-33	at Green Bay	21,403
10/10	L	14-17	Boston	18,474
10/17	L	0-28	at Chicago Bears	35,425
10/24	L	27-34	Los Angeles	17,444
10/31	W	24-20	Green Bay	15,045
11/7	L	20-56	at Chicago Cardinals	22,311
11/14	L	21-46	at Washington	32,528
11/21	W	17-14	Pittsburgh	13,646
11/25	L	14-28	Chicago Cardinals	22,098
12/5	L	14-42	Chicago Bears	25,781
12/12	L	21-45	at Philadelphia	15,322

Team Statistics	Det	(Avg)	Opp	(Avg)
Total Yards	3648	304.0	4558	379.8
Rushing Yards	1360	113.3	2382	198.5
Passing Yards	2288	190.7	2176	181.3
Points Scored	200	16.7	407	33.9

Lions Leaders

Rushing	Camp Wilson	157-612, 2 TD
Passing	Fred Erke	100-221, 1,328 yds, 11 TD, 17 Int
Receiving	Joe Marquetti	36-450, 2 TDs
Scoring	Bill Dudley	42 pts (7 TD)
Punt Ret.	Joe Marquetti	10-100, 10 avg

NFL Standings

Western Division	W	L	T	Pct	Pts	OP
Chicago Cardinals	11	1	0	.917	395	226
Chicago Bears	10	2	0	.833	375	151
Los Angeles	6	5	1	.545	327	269
DETROIT	3	9	0	.250	154	290
DETROIT	2	10	0	.167	200	407
Eastern Division	W	L	T	Pct	Pts	OP
Philadelphia	9	2	1	.818	376	156
Washington	7	5	0	.583	291	287
New York	4	6	0	.333	297	388
Pittsburgh	4	8	0	.333	200	243
Boston	3	9	0	.250	174	372

Phi defeated Chic, 7-0, for World Championship.

IN 1948: Citation claims horse racing Triple Crown, winning the Kentucky Derby, Preakness and Belmont Stakes.

1950

Record: 6-6-0, 4th NFL Western

Date	W/L	Score	Opponent	Att
9/17	W	45-7	at Green Bay	20,285
9/24	W	10-7	Pittsburgh	19,600
9/29	L	21-44	at New York Yanks	11,096
10/8	W	24-7	San Francisco	26,000
10/15	L	28-30	Los Angeles	28,000
10/22	L	27-38	at San Francisco	26,252
10/29	L	24-65	at Los Angeles	21,700
11/5	L	21-35	Chicago Bears	32,000
11/19	W	24-21	Green Bay	18,000
11/23	W	49-14	New York Yanks	28,000
12/3	W	45-21	at Baltimore	12,058
12/10	L	3-6	at Chicago Bears	34,604

Team Statistics	Det	(Avg)	Opp	(Avg)
Total Yards	4298	366.5	3947	328.9
Rushing Yards	1628	135.5	1367	113.9
Passing Yards	2772	231.0	2580	215.0
Points Scored	321	26.8	295	24.6

Lions Leaders

Rushing	Bob Hoernschemyer	84-471, 1 TD
Passing	Bobby Layne	152-336, 2,323 yds, 16 TD, 18 Int
Receiving	Clyde Box	50-1,009, 11 TD
Scoring	Doak Walker	128 pts (11 TD, 8 FG, 38 PAT)

NFL Standings

Western Division	W	L	T	Pct	Pts	OP
Los Angeles	9	3	0	.750	466	309
Chicago Bears	9	3	0	.750	279	207
New York Yanks	7	5	0	.583	366	367
DETROIT	6	6	0	.500	321	285
Green Bay	3	9	0	.250	244	406
San Francisco	3	9	0	.250	213	300
Baltimore	1	11	0	.083	213	462
Eastern Division	W	L	T	Pct	Pts	OP
Cleveland	10	2	0	.833	310	144
NY Giants	10	2	0	.833	269	150
Philadelphia	6	6	0	.500	254	141
Pittsburgh	6	6	0	.500	180	195
Chicago Cardinals	5	7	0	.417	233	287
Washington	3	9	0	.250	232	326

Cle defeated LA, 30-28, for World Championship.

IN 1950: Led by Gen. Douglas MacArthur, United Nations forces assist South Korea after invasion by North Korean Communist troops.

1947

Record: 3-9-0, 5th NFL Western

Date	W/L	Score	Opponent	Att
9/21	L	10-17	at Pittsburgh	34,681
9/28	L	21-45	at Chicago Cardinals	22,245
10/5	W	21-7	at Boston	16,097
10/12	L	13-27	Los Angeles	42,955
10/19	L	24-33	at Chicago Bears	31,960
10/26	L	17-34	at Green Bay	23,100
11/2	W	35-7	New York	28,812
11/9	L	7-17	Chicago Cardinals	25,296
11/16	W	38-21	Washington	17,003
11/23	L	17-28	at Los Angeles	17,693
11/27	L	14-34	Chicago Bears	27,214
12/7	L	14-35	Green Bay	14,055

Team Statistics	Det	(Avg)	Opp	(Avg)
Total Yards	3680	306.7	4421	368.4
Rushing Yards	1234	102.8	1975	164.6
Passing Yards	2446	203.8	2446	203.8
Points Scored	231	19.3	305	25.4

Lions Leaders

Rushing	Camp Wilson	89-412
Passing	Clyde LeForce	94-175, 1384 yds, 13 TD, 20 Int
Receiving	Bill Dudley	38-621, 5 TD
Scoring	Bill Dudley	66 pts (11 TD)
Punt Ret.	Bill Dudley	11-182, 16.5 avg, 1 TD
KO Ret.	Bill Dudley	15-359, 23.9 avg

NFL Standings

Western Division	W	L	T	Pct	Pts	OP
Chicago Cardinals	8	3	0	.750	306	231
Chicago Bears	8	4	0	.667	363	241
Green Bay	6	5	1	.545	274	210
Los Angeles	6	6	0	.500	259	214
DETROIT	3	9	0	.250	231	305
Eastern Division	W	L	T	Pct	Pts	OP
Philadelphia	8	4	0	.667	308	242
Pittsburgh	8	4	0	.667	240	259
Boston	4	7	1	.364	168	258
Washington	4	8	0	.333	259	309
New York	2	8	2	.200	190	389

*Phi defeated Pitt, 21-0, in divisional playoff. Chic defeated Phi, 26-21, for World Championship.

IN 1947: In the first piloted supersonic flight, Capt. Charles E. Yeager flew the X-1 rocket-powered research plane faster than the speed of sound at Muroc (Calif.) Air Force Base.

1949

Record: 4-8-0, 4th NFL Western

Date	W/L	Score	Opponent	Att
9/23	L	24-27	at Los Angeles	17,878
10/3	L	14-22	Philadelphia	20,163
10/10	L	7-14	at Pittsburgh	21,594
10/16	L	10-21	Los Angeles	19,639
10/23	W	24-7	at Chicago Cardinals	19,490
10/30	L	14-16	at Green Bay (MI)	6,177
11/6	L	19-42	Chicago Cardinals	19,465
11/13	L	24-27	at Chicago Bears	32,716
11/20	W	49-21	at NY Giants	14,661
11/24	L	7-28	Chicago Bears	22,912
12/4	W	28-27	New York Bulldogs	11,956
12/11	W	21-7	Green Bay	9,722

Team Statistics	Det	(Avg)	Opp	(Avg)
Total Yards	3672	306.0	3641	303.4
Rushing Yards	1381	115.1	1827	152.3
Passing Yards	2291	190.1	1814	151.2
Points Scored	237	19.8	259	21.6

Lions Leaders

Rushing	Bill Dudley	125-402, 3 TD
Passing	Frank Trippett	62-145, 833 yds, 9 TD, 14 Int
Receiving	Bob Mauck	66-1,014, 4 TD
Scoring	Bill Dudley	81 pts (6 TD, 5 FG, 30 PAT)
Punt Ret.	Willie Triplett	21-281, 13.4 avg, 1 TD

NFL Standings

Western Division	W	L	T	Pct	Pts	OP
Los Angeles	8	2	2	.800	360	239
Chicago Bears	9	3	0	.750	312	218
Chicago Cardinals	6	5	1	.545	360	301
DETROIT	4	8	0	.333	237	259
Green Bay	2	10	0	.167	114	329
Eastern Division	W	L	T	Pct	Pts	OP
Philadelphia	11	1	0	.917	364	134
Pittsburgh	6	5	1	.545	224	213
NY Giants	6	6	0	.500	287	298
Washington	4	7	1	.364	268	339
N.Y. Bulldogs	1	10	1	.091	153	368

Phi defeated LA, 14-0, for World Championship.

IN 1949: Twelve nations unite to establish North Atlantic Treaty Organization (NATO).

1951

Record: 7-4-1, 2nd NFL Western

Date	W/L	Score	Opponent	Att
9/30	W	35-17	Washington	27,831
10/6	W	37-10	New York Yanks	24,194
10/14	L	21-27	Los Angeles	50,567
10/21	L	24-24	at New York Yanks	21,807
10/28	L	23-28	Chicago Bears	34,778
11/4	W	24-17	at Green Bay	18,185
11/11	W	41-28	at Philadelphia	43,709
11/18	W	28-10	at Philadelphia	25,098
11/25	L	52-35	Green Bay	32,247
12/2	L	10-20	San Francisco	45,757
12/9	W	24-22	at Los Angeles	52,937
12/16	L	17-21	at San Francisco	26,465

Pro Bowl: Les Bingham (C), Lou Creekmur (T), Don Doll (DB), Bob Hoernschemyer (RB), Bobby Layne (QB), Doak Walker (RB)

Team Statistics	Det	(Avg)	Opp	(Avg)
Total Yards	4341	361.8	4047	343.1
Rushing Yards	1841	153.4	1509	125.8
Passing Yards	2500	208.3	2538	217.3
Points Scored	336	28.0	269	21.6

Lions Leaders

Rushing	Bob Hoernschemyer	132-678, 2 TD
Passing	Bobby Layne	152-342, 2,403 yds, 26 TD, 23 Int

Receiving	Leon Hart
-----------	-----------



YEAR-BY-YEAR RESULTS

Detroitlions.com
Media.Detroitlions.com

1952

Record: 9-3-0, 1st NFL Western

Date	W/L	Score	Opponent	Att
9/28	L	3-17	at San Francisco	54,761
10/3	W	17-14	at Los Angeles	42,743
10/12	L	0-28	San Francisco	56,822
10/19	W	24-16	Los Angeles	40,152
10/26	W	52-17	at Green Bay	24,656
11/2	W	17-6	Cleveland	56,029
11/9	W	31-6	at Pittsburgh	26,170
11/16	W	43-13	Dallas	33,304
11/23	L	23-24	at Chicago Bears	37,508
11/27	W	48-24	Green Bay	39,101
12/7	W	45-21	Chicago Bears	50,410
12/13	W	41-6	at Dallas	12,252
Western Division Playoff				
12/21	W	31-12	Los Angeles	47,645
World Championship				
12/28	W	17-7	at Cleveland	50,934

Usual Starters

Offense

LE	80	Cloyce Box
LT	76	Lou Creekmur
LG	62	Jim Martin
C	51	Victor Banonis
RG	63	Dick Stanfel
RT	70	August Cifelli
RE	74	Bob Miller
RB	82	Leon Hart
QB	22	Bobby Layne
LH	23	Jug Girard
FB	37	Doak Walker
PM	14	B. Hoemschemeyer

Defense

LE	83	Jim Doran
LT	73	Thurman McGraw
LG	60	Richard Flanagan
C	65	Les Bingham
RG	53	LaVern Torgeson
RT	75	John Prochlik
RE	86	Blaine Earon
RB	25	Jim David
LH	40	Don Doll
LS	24	Jack Christiansen
RS	44	Don Doll
RS	28	Yale Lary

MVP: Jim Doran

Pro Bowl: Cloyce Box (E), Lou Creekmur (T), Don Doll (DB), Pat Harder (RB), Bob Hoemschemeyer (RB), Bobby Layne (QB), Bob Smith (DB)

Team Statistics	Det	(Avg)	Opp	(Avg)
Total Yards	4275	356.3	3566	297.2
Rushing Yards	1780	148.3	1145	95.4
Passing Yards	2495	107.9	2421	201.8
Points Scored	344	28.7	192	16.0

Lions Leaders

Rushing	Bob Hoemschemeyer	106-457, 4 TD
Passing	Bobby Layne	139-287, 1,999 yds, 19 TD, 20 Int
Receiving	Cloyce Box	42-924, 15 TD
Scoring	Cloyce Box	90 pts (15 TD)
Punt Ret.	Jack Christiansen	15-322, 21.5 avg, 2 TD
KO Ret.	Jack Christiansen	16-409, 25.6 avg
Punting	Bob Smith	61-2,729 yards, 44.7 avg
Interceptions	Bob Smith	9-184, 1 TD

NFL Standings

Western Division	W	L	T	Pct	Pts	OP
DETROIT	9	3	0	.750	344	192
Los Angeles	9	3	0	.750	349	234
San Francisco	7	5	0	.583	285	221
Green Bay	6	6	0	.500	295	312
Chicago Bears	5	7	0	.417	245	326
Dallas	1	11	0	.083	182	427
Cleveland Division	W	L	T	Pct	Pts	OP
Cleveland	8	4	0	.667	310	213
Philadelphia	7	5	0	.583	234	231
New York	7	5	0	.583	252	271
Pittsburgh	5	7	0	.417	300	273
Chicago Cardinals	4	8	0	.333	172	221
Washington	4	8	0	.333	240	287

*DET defeated LA, 31-21, for Divisional playoff.

DET defeated Cle, 17-7, for World Championship.

IN 1952: In England, King George VI dies; his daughter takes the throne as Queen Elizabeth II.

1953

Record: 10-2-0, 1st NFL Western

Date	W/L	Score	Opponent	Att
9/27	W	38-21	Pittsburgh	44,587
10/3	W	27-17	at Baltimore	25,159
10/11	W	24-21	San Francisco	58,079
10/18	L	19-31	Los Angeles	55,772
10/25	W	14-10	at San Francisco	54,662
11/1	L	24-37	at Los Angeles	93,751
11/7	W	17-7	Baltimore	46,208
11/15	W	14-7	at Green Bay	20,634
11/22	W	20-16	at Chicago Bears	36,165
11/26	W	34-15	Green Bay	52,547
12/6	W	13-7	Chicago Bears	58,056
12/13	W	27-16	at New York	28,390
World Championship				
12/27	W	17-16	Cleveland	54,577

Usual Starters

Offense

LE	80	Cloyce Box
LT	76	Lou Creekmur
LG	66	Harley Sewell
C	51	Victor Banonis
RG	50	Charley Ean
RT	63	Dick Stanfel
RE	78	Oliver Spencer
QB	22	August Cifelli
RE	82	Leon Hart
QB	22	Bobby Layne
LH	37	Doak Walker
RH	14	B. Hoemschemeyer
FB	26	Gene Gedman
FB	33	Ollie Cline

Defense

LE	88	Jim Cain
LT	73	Thurman McGraw
MG	65	Les Bingham
RE	75	John Prochlik
RE	86	Blaine Earon
LLB	60	Richard Flanagan
RLB	53	LaVern Torgeson
LH	25	Jim David
RH	40	Don Doll
LS	44	Don Doll
RS	28	Yale Lary

MVP: Dick Stanfel

Pro Bowl: Les Bingham (C), Jack Christiansen (DB), Lou Creekmur (T), Yale Lary (DB), Bobby Layne (QB), Dick Stanfel (G), Doak Walker (RB)

Team Statistics	Det	(Avg)	Opp	(Avg)
Total Yards	4121	343.4	3742	311.8
Rushing Yards	1812	151.0	1580	131.7
Passing Yards	2309	192.4	2162	180.2
Points Scored	271	22.8	205	17.1

Lions Leaders

Rushing	Bob Hoemschemeyer	101-482, 7 TD
Passing	Bobby Layne	125-273, 2,088 yds, 16 TD, 21 Int
Receiving	Doak Walker	30-502, 3 TD
Scoring	Doak Walker	93 pts (5 TD, 12 FG, 27 PAT)
Punt Ret.	Yale Lary	13-115 yards, 8.8 avg, 1 TD
KO Ret.	Jack Christiansen	10-183, 18.3 avg
Punting	Bob Smith	40-1,647, 41.2 avg
Interceptions	Jack Christiansen	12-238, 1 TD

NFL Standings

Western Division	W	L	T	Pct	Pts	OP
DETROIT	10	2	0	.833	271	205
San Francisco	9	3	0	.750	372	237
Los Angeles	8	3	1	.727	366	236
Chicago Bears	3	8	1	.273	218	262
Baltimore	3	9	0	.250	182	350
Green Bay	2	9	1	.182	200	338
Eastern Division	W	L	T	Pct	Pts	OP
Cleveland	11	1	0	.917	348	162
Philadelphia	7	4	1	.636	352	215
Washington	6	5	1	.545	208	215
Pittsburgh	6	6	0	.500	211	263
New York	3	9	0	.250	179	277
Chicago Cardinals	1	10	1	.091	190	337

DET defeated Cle, 17-16, for World Championship.

IN 1953: Julius and Ethel Rosenberg, convicted of passing atomic secrets to the Russians, are executed in Sing Sing prison.

1954

Record: 9-2-1, 1st NFL Western

Date	W/L	Score	Opponent	Att
9/26	W	48-23	Chicago Bears	52,343
10/10	W	21-3	Los Angeles	56,523
10/16	W	35-0	Baltimore	48,272
10/24	L	31-37	at San Francisco	60,500
10/31	W	27-24	at Los Angeles	74,342
11/6	W	27-3	at Baltimore	25,287
11/14	W	48-7	San Francisco	58,431
11/21	W	21-17	at Green Bay	27,787
11/25	W	28-24	Green Bay	55,532
12/5	T	13-13	Philadelphia	54,939
12/12	L	24-28	at Chicago Bears	37,240
12/19	W	10-10	at Cleveland	34,166
World Championship				
12/26	L	10-56	at Cleveland	43,827

Usual Starters

Offense

LE	84	Dome Dibble
LT	72	Floyd Jaszewski
LG	76	Lou Creekmur
C	53	LaVern Torgeson
RG	64	Dan Rogas
RT	70	August Cifelli
RE	82	Leon Hart
QB	22	Bobby Layne
LH	37	Doak Walker
RH	14	B. Hoemschemeyer
FB	34	Pat Harder
LE	83	Jim Doran
LT	73	Thurman McGraw
LG	72	Floyd Jaszewski
MG	63	Robert Monsen
RT	75	John Prochlik
RE	85	Ed Barrang
LB	84	Dome Dibble
LB	40	Bob Smith
LB	60	Richard Flanagan
LB	53	LaVern Torgeson
S	44	Don Doll
S	19	Jack Christiansen

Defense

LE	83	Jim Doran
LT	73	Thurman McGraw
MG	63	Robert Monsen
RT	75	John Prochlik
RE	85	Ed Barrang
LB	84	Dome Dibble
LB	40	Bob Smith
LB	60	Richard Flanagan
LB	53	LaVern Torgeson
S	44	Don Doll
S	19	Jack Christiansen

MVP: Bobby Layne

Pro Bowl: Jack Christiansen (DB), Lou Creekmur (T), Jim David (DB), Joe Schmidt (LB), Bill Sits (DB), LaVern Torgeson (C), Doak Walker (RB)

Team Statistics	Det	(Avg)	Opp	(Avg)
Total Yards	4580	381.7	3910	325.3
Rushing Yards	1608	134.0	1520	126.7
Passing Yards	2972	247.7	2390	199.2
Points Scored	337	28.1	189	15.8

Lions Leaders

Rushing	Low Carpenter	104-476, 3 TD
Passing	Bobby Layne	135-246, 1,818 yds, 14 TD, 12 Int
Receiving	Dome Dibble	46-768, 6 TD
Scoring	Doak Walker	106 pts (5 TD, 11 FG, 43 PAT)
Punt Ret.	Jack Christiansen	23-225, 9.8 avg, 1 TD
KO Ret.	Jug Girard	12-248, 20.7 avg
Punting	Jug Girard	63-2,585, 41.0 avg
Interceptions	Jack Christiansen	8-84, 1 TD

NFL Standings

Western Division	W	L	T	Pct	Pts	OP
DETROIT	9	2	1	.818	337	189
Chicago Bears	8	4	0	.667	301	279
San Francisco	7	4	1	.636	313	251
Los Angeles	6	5	1	.545	314	285
Green Bay	4	8	0	.333	234	251
Baltimore	3	9	0	.250	131	279
Eastern Division	W	L	T	Pct	Pts	OP
Cleveland	9	3	0	.750	336	162
Philadelphia	7	4	1	.636	284	230
New York	7	5	0	.583	293	184
Pittsburgh	5	7	0	.417	219	263
Washington	3	9	0	.250	207	432
Chicago Cardinals	2	10	0	.167	183	347

Cle defeated DET, 56-10, for World Championship.

IN 1954: Dr. Jonas Salk begins inoculating children against polio.



YEAR-BY-YEAR RESULTS

Detroitlions.com
Media.Detroitlions.com

1955

Record: 3-9-0, 6th NFL Western

Date	W/L	Score	Opponent
9/25	L	17-20	at Green Bay
10/1	L	13-28	at Baltimore
10/9	L	10-17	Los Angeles
10/16	L	24-27	San Francisco
10/23	L	13-24	at Los Angeles
10/30	L	21-38	at San Francisco
11/5	W	24-14	Baltimore
11/13	W	31-28	at Pittsburgh
11/20	L	14-24	Chicago Bears
11/24	W	24-10	Green Bay
12/4	L	20-21	at Chicago Bears
12/11	L	19-24	New York

Usual Starters

Offense

LE	80	Cloyce Box
LT	76	Lou Creekmur
LG	62	Jim Martin
C	51	Victor Banonis
RG	63	Dick Stanfel
RT	70	August Cifelli
RE	74	Bob Miller
RB	82	Leon Hart
QB	22	Bobby Layne
LH	23	Jack Girard
RH	37	Doak Walker
FB	14	B. Hoernschmeyer

Defense

LE	83	Jim Doran
LT	73	Thurman McGraw
LG	60	Richard Flanagan
C	65	Ble Bingham
RG	53	LaVern Tongeson
RT	75	John Phikik
RE	86	Blaine Eason
LH	25	Jim David
RH	40	Bob Smith
LS	24	Jack Christiansen
RS	44	Don Doll
RS	28	Yale Lary

MVP: Joe Schmidt

Pro Bowl: Jack Christiansen, (DB), Lou Creekmur (T), Jim David (DB),

Joe Schmidt (LB), Doak Walker (RB)

Team Statistics	Det	(Avg)	Opp	(Avg)
Total Yards	3867	323.9	4015	334.6
Rushing Yards	1477	123.1	-	-
Passing Yards	2410	200.8	-	-
Points Scored	230	19.2	275	22.9

Lions Leaders

Rushing	Low Carpenter	137-543, 6 TD
Passing	Bobby Layne	143-270, 1,830 yds, 11 TD, 17 Int
Receiving	Dave Middleton	44-683, 3 TD
Scoring	Doak Walker	96 pts (7 TD, 9 FG, 27 PAT)
Punt Ret.	Lee Riley	14-107, 7.8 avg
KO Ret.	Dave Middleton	11-188, 17.1 avg
Punting	Jack Girard	56-2,310, 41.3 avg
Interceptions	Jack Christiansen	3-49
	Jim David	3-44
	Bill Stits	3-7

NFL Standings

Western Division	W	L	T	Pct	Pts	OP
Los Angeles	8	3	1	.727	260	231
Chicago Bears	8	4	0	.667	294	251
Green Bay	6	6	0	.500	258	276
Baltimore	5	6	1	.455	214	239
San Francisco	4	8	0	.333	216	298
DETROIT	3	9	0	.250	230	275

Eastern Division

Eastern Division	W	L	T	Pct	Pts	OP
Cleveland	9	2	1	.818	349	218
Washington	8	4	0	.667	246	222
New York	6	5	1	.545	267	223
Philadelphia	4	7	1	.364	248	252
Chicago Cardinals	4	7	1	.364	248	251
Pittsburgh	4	8	0	.333	195	285

Cle defeated LA, 36-14, for World Championship.

IN 1955: Lt. John Conroy makes the first same-day transcontinental trip, flying from L.A. to New York - and back - in 11 hours, 31 minutes.

1956

Record: 9-3-0, 2nd NFL Western

Date	W/L	Score	Opponent	Att
9/30	W	20-16	at Green Bay	24,668
10/6	W	31-14	at Baltimore	42,622
10/14	W	24-21	Los Angeles	56,281
10/21	W	20-17	San Francisco	55,862
10/28	W	16-7	at Los Angeles	76,758
11/4	W	17-13	at San Francisco	46,708
11/11	L	17-18	at Washington	28,003
11/18	W	27-3	Baltimore	55,798
11/22	L	20-24	Green Bay	54,087
11/29	W	42-10	Chicago Bears	57,024
12/2	W	45-7	Pittsburgh	52,124
12/16	L	21-38	at Chicago Bears	49,086

Usual Starters

Offense

LE	87	Dome Dibble
LT	76	Lou Creekmur
LG	66	Harley Sewell
C	50	Charley Ane
RG	60	Jim Salsbury
RT	75	Oliver Spencer
RE	84	Dave Middleton
QB	22	Bobby Layne
LH	83	Jim Doran
RH	82	Leon Hart
FB	40	Howard Cassidy
FB	26	Gene Gedman

Defense

LE	78	Darris McCord
LT	70	Ray Krouse
RT	74	Bob Miller
RE	72	Gil Mains
LLB	85	Sonny Gandee
MLB	56	Joe Schmidt
RLB	86	Bob Long
LH	25	Jim David
RH	21	Carl Karliwicz
LS	24	Jack Christiansen
RS	28	Yale Lary

MVP: Bobby Layne

Pro Bowl: Charley Ane (T), Jack Christiansen, (DB), Lou Creekmur (T),

Jim David (DB), Yale Lary (DB), Bobby Layne (QB), Joe Schmidt (LB)

Team Statistics	Det	(Avg)	Opp	(Avg)
Total Yards	4206	350.5	3408	284.0
Rushing Yards	2011	167.6	-	-
Passing Yards	2195	182.9	-	-
Points Scored	300	25.0	188	15.7

Lions Leaders

Rushing	Gene Gedman	135-479, 7 TD
Passing	Bobby Layne	129-244, 1,909 yds, 9 TD, 17 Int
Receiving	Dave Middleton	39-606, 5 TD
Scoring	Bobby Layne	99 pts (5 TD, 12 FG, 33 PAT)
Punt Ret.	Howard Cassidy	13-83 yds, 6.4 avg
KO Ret.	Howard Cassidy	16-382, 23.9 avg
Punting	Yale Lary	42-1,696, 40.4 avg
Interceptions	Yale Lary	8-182, 1 TD

NFL Standings

Western Division	W	L	T	Pct	Pts	OP
Chicago Bears	9	2	1	.818	363	246
DETROIT	9	3	0	.750	300	188
San Francisco	5	6	1	.455	233	284
Baltimore	5	7	0	.417	270	322
Green Bay	4	8	0	.333	264	342
Los Angeles	4	8	0	.333	291	307

Eastern Division

Eastern Division	W	L	T	Pct	Pts	OP
New York	8	3	1	.727	264	197
Chicago Cardinals	7	5	0	.583	240	182
Washington	6	6	0	.500	183	225
Cleveland	5	7	0	.417	167	177
Pittsburgh	5	7	0	.417	217	250
Philadelphia	3	8	1	.273	143	215

NY defeated ChiB, 47-7, for World Championship.

IN 1956: President Dwight D. Eisenhower wins re-election over Adlai Stevenson.

1957

Record: 8-4-0, 1st NFL Western

Date	W/L	Score	Opponent	Att
9/29	L	14-34	at Baltimore	40,112
10/6	W	24-14	at Green Bay	32,132
10/13	W	19-7	Los Angeles	55,914
10/20	W	31-27	Baltimore	55,764
10/27	L	17-35	at Los Angeles	77,314
11/3	L	31-35	at San Francisco	59,702
11/10	W	27-16	at Philadelphia	29,302
11/17	W	31-10	San Francisco	56,915
11/24	L	7-27	Chicago Bears	55,769
11/28	W	18-6	Green Bay	54,301
12/8	W	20-7	Cleveland	55,814
12/15	W	21-13	at Chicago Bears	47,086

Western Division Playoff

12/22 W 31-27 at San Francisco 60,118

World Championship

12/29 W 59-14 Cleveland 55,263

Usual Starters

Offense

LE	83	Jim Doran
LT	76	Lou Creekmur
LG	66	Harley Sewell
C	52	Frank Gatski
RG	75	John Gordy
RT	50	Charley Ane
RE	88	Steve Junker
QB	22	Bobby Layne
LH	26	Gene Gedman
RH	40	Howard Cassidy
FB	35	John H. Johnson

Defense

LE	79	Gerald Perry
LT	78	Darris McCord
RT	72	Gil Mains
RE	85	Gene Cronin
LLB	47	Jim Martin
MLB	86	Joe Schmidt
RLB	57	Roger Zatkoff
LH	25	Jim David
RH	41	Terry Barr
LS	24	Jack Christiansen
RS	28	Yale Lary

MVP: Joe Schmidt

Pro Bowl: Jack Christiansen, (DB), Lou Creekmur (T), Jim David (DB),

Yale Lary (DB), Darris McCord (T), Joe Schmidt (LB), Harley Sewell (G)

Team Statistics	Det	(Avg)	Opp	(Avg)
Total Yards	3840	320.0	3365	280.4
Rushing Yards	1811	150.9	-	-
Passing Yards	2029	169.1	-	-
Points Scored	251	20.9	231	19.3

Lions Leaders

Rushing	John Henry Johnson	129-621, 5 TD
Passing	Bobby Layne	87-179, 1,169 yds, 6 TD, 12 Int
Receiving	Jim Doran	33-624, 5 TD
Scoring	Bobby Layne	43 pts (6 FG, 25 PAT)
Punt Ret.	Yale Lary	25-139 yds, 5.6 avg
KO Ret.	Howard Cassidy	25-139 yds, 5.6 avg
Punting	Yale Lary	54-2,156, 39.9 avg
Interceptions	Jack Christiansen	10-137 yds, 1 TD

NFL Standings

Western Division	W	L	T	Pct	Pts	OP
DETROIT	8	4	0	.667	251	231
San Francisco	8	4	0	.667	260	264
Baltimore	7	5	0	.583	303	235
Los Angeles	6	6	0	.500	307	278
Chicago Bears	5	7	0	.417	203	211
Green Bay	3	9	0	.250	218	311

Eastern Division

Eastern Division	W	L	T	Pct	Pts	OP
Cleveland	9	2	1	.818	269	172
New York	7	5	0	.583	254	211
Pittsburgh	6	6	0	.500	161	178
Washington	5	6	1	.455	251	230
Philadelphia	4	8	0	.333	173	230
Chicago Cardinals	3	9	0	.250	200	299

*DET defeated SF, 31-27, in divisional playoff.

DET defeated Cle, 59-14, for World Championship.

IN 1957: President Eisenhower sends troops to Little Rock, Ark., to quell mob and protect school integration.



YEAR-BY-YEAR RESULTS

Detroitlions.com
Media.Detroitlions.com

1958

Record: 4-7-1, 5th NFL Western

Date	W/L	Score	Opponent	Att
9/28	L	15-28	at Baltimore	48,377
10/5	T	13-13	at Green Bay	32,035
10/12	L	28-42	Los Angeles	55,648
10/19	L	14-40	Baltimore	55,190
10/26	W	41-24	at Los Angeles	81,703
11/2	L	21-24	at San Francisco	59,213
11/9	W	30-10	at Cleveland	75,363
11/16	W	35-21	San Francisco	54,523
11/23	L	7-20	Chicago Bears	55,280
11/27	W	24-14	Green Bay	50,971
12/7	L	17-19	New York	50,115
12/14	L	16-21	at Chicago Bears	38,346

Usual Starters

Offense

LE	83	Jim Doran
LT	76	Lou Creelmur
LG	66	Harley Sewell
C	50	Charley Ane
RG	67	Stan Campbell
RT	73	Ken Russell
RE	84	Dave Middleton
QB	18	Tobin Rote
LH	34	Ken Webb
RH	40	Howard Cassidy
FB	35	John H. Johnson

Defense

LE	78	Darris McCord
LT	71	Alex Karras
RT	72	Gil Mains
RE	85	Gene Cronin
LLB	86	Bob Long
MLB	56	Joe Schmidt
RLB	57	Roger Zatkoff
LH	25	Jim David
RH	41	Terry Barr
LS	43	Gary Lowe
RS	28	Yale Lary

MVP: Joe Schmidt

Pro Bowl: Charley Ane (C), Jim David (DB), Yale Lary (DB), Joe Schmidt (LB), Harley Sewell (G)

Team Statistics	Det	(Avg)	Opp	(Avg)
Total Yards	3239	269.9	3637	319.8
Rushing Yards	1360	113.3	-	-
Passing Yards	1869	155.8	-	-
Points Scored	261	21.8	276	23.0

Lions Leaders

Rushing	Tobin Rote	77-351, 3 TD
Passing	Tobin Rote	118-257, 1,678 yds, 14 TD, 10 Int
Receiving	Dave Middleton	29-506, 3 TD
Scoring	Jim Martin	49 pts (7 FG, 28 PAT)
Punt Ret.	Yale Lary	27-196, 7.3 avg, 1 TD
KO Ret.	Ken Webb	7-154, 22.0 avg
Punting	Yale Lary	59-2,524, 42.8 avg
Interceptions	Joe Schmidt	6-69

NFL Standings

Western Division	W	L	T	Pct.	Pts.	OP
Baltimore	9	3	0	.750	381	203
Chicago Bears	8	4	0	.667	298	230
Los Angeles	8	4	0	.667	344	278
San Francisco	6	6	0	.500	257	324
DETROIT	4	7	1	.364	261	276
Green Bay	1	10	1	.091	193	382

Eastern Division

Western Division	W	L	T	Pct.	Pts.	OP
New York	9	3	0	.750	246	183
Cleveland	9	3	0	.750	302	217
Pittsburgh	7	4	1	.636	261	230
Washington	4	7	1	.364	214	268
Chicago Cardinals	2	9	1	.182	261	356
Philadelphia	2	9	1	.182	235	306

*NY defeated Cle, 10-0, in divisional playoff.

Bal defeated NY, 23-17, for World Championship. (Sudden Death 8:15)

IN 1958: Army Jupiter-C rocket fires first U.S. earth satellite, Explorer I, into orbit.

1959

Record: 3-8-1, 5th NFL Western

Date	W/L	Score	Opponent	Att
9/27	L	9-21	at Baltimore	48,377
10/4	L	10-28	at Green Bay	32,035
10/11	L	24-31	Baltimore	55,648
10/18	L	13-34	San Francisco	55,190
10/25	W	17-7	at Los Angeles	81,703
11/1	L	7-33	at San Francisco	59,213
11/8	T	10-10	at Pittsburgh	75,363
11/15	W	23-17	Los Angeles	54,523
11/22	L	14-24	Chicago Bears	55,280
11/26	L	17-24	Green Bay	50,971
12/6	W	45-11	Chicago Cardinals	50,115
12/13	L	14-25	at Chicago Bears	38,346

Usual Starters

Offense

LE	84	Dave Middleton
LT	76	Lou Creelmur
LG	66	Harley Sewell
C	50	Charley Ane
RG	75	John Gordy
RT	73	Ollie Spencer
RE	80	Jim Gibbons
QB	14	Earl Morrill
LH	41	Terry Barr
RH	40	Howard Cassidy
FB	35	John H. Johnson

Defense

LE	78	Darris McCord
LT	71	Alex Karras
RT	72	Gil Mains
RE	53	Bill Glass
LLB	86	Bob Long
MLB	56	Joe Schmidt
RLB	47	Jim Martin
LH	25	Jim David
RH	28	Yale Lary
LS	43	Gary Lowe
RS	23	Dave Whitsell

MVP: Jim Martin

Pro Bowl: Jim David (DB), Yale Lary (DB), Joe Schmidt (LB), Harley Sewell (G)

Team Statistics	Det	(Avg)	Opp	(Avg)
Total Yards	3455	288.0	3655	304.7
Rushing Yards	1792	149.3	-	-
Passing Yards	2131	177.6	-	-
Points Scored	203	16.9	275	22.9

Lions Leaders

Rushing	Nick Pietrosante	76-447, 3 TD
Passing	Earl Morrill	65-137, 1,102 yds, 5 TD, 6 Int
Receiving	Jim Gibbons	31-431, 1 TD
Scoring	Howard Cassidy	30 pts (5 TD)
Punt Ret.	Terry Barr	16-102, 6.4 avg
KO Ret.	Ken Webb	16-352, 22.0 avg
Punting	Yale Lary	45-2,121, 47.1 avg
Interceptions	Gary Lowe	5-130

NFL Standings

Western Division	W	L	T	Pct.	Pts.	OP
Baltimore	9	3	0	.750	374	251
Chicago Bears	8	4	0	.667	252	196
Green Bay	7	5	0	.583	248	246
San Francisco	7	5	0	.583	255	237
DETROIT	3	8	1	.273	203	275
Los Angeles	2	1	0	.167	242	315

Eastern Division

Western Division	W	L	T	Pct.	Pts.	OP
New York	10	2	0	.833	284	170
Cleveland	7	5	0	.583	270	214
Philadelphia	7	5	0	.583	268	278
Pittsburgh	6	5	1	.545	257	216
Washington	3	9	0	.250	185	350
Chicago Cardinals	2	10	0	.167	234	324

Bal defeated NY, 31-16, for World Championship.

IN 1959: St. Lawrence Seaway opens, allowing ocean ships to reach the Midwest from the Atlantic Ocean.

1960

Record: 7-5-0, 2nd NFL Western

Date	W/L	Score	Opponent	Att
9/28	L	9-28	at Green Bay	32,150
10/5	L	10-14	San Francisco	54,187
10/12	L	10-28	at Philadelphia	52,170
10/19	W	13-10	Baltimore	52,585
10/23	L	35-48	at Los Angeles	74,288
10/30	L	24-0	at San Francisco	59,064
11/6	W	24-0	at San Francisco	59,064
11/13	W	12-10	Los Angeles	24,614
11/20	W	7-28	at Chicago	52,217
11/24	W	23-10	Green Bay	54,059
12/4	W	20-15	at Baltimore	48,221
12/11	W	23-14	Dallas	45,811
12/18	W	36-0	Chicago	40,890

Runner-Up

1/7	W	17-16	at Cleveland	34,981
-----	---	-------	--------------	--------

Usual Starters

Offense

LE	89	Gail Cogdill
LT	73	Oliver Spencer
LG	66	Harley Sewell
C	50	Bob Scholtz
RG	75	John Gordy
RT	70	Willie McClung
RE	80	Jim Gibbons
QB	15	Jim Ninowski
LH	45	Dan Lewis
RH	40	Howard Cassidy
FB	33	Nick Pietrosante

Defense

LE	78	Darris McCord
LT	71	Alex Karras
RT	76	Roger Brown
RE	53	Bill Glass
LLB	57	C. Brettschneider
MLB	56	Joe Schmidt
RLB	55	Wayne Walker
LH	81	Dick Lane
RH	24	Dick LeBeau
LS	43	Gary Lowe
RS	28	Yale Lary

MVP: Nick Pietrosante

Pro Bowl: Gail Cogdill (E), Jim Gibbons (E), Alex Karras (T), Dick Lane (DB), Yale Lary (DB), Nick Pietrosante (RB), Joe Schmidt (LB)

Team Statistics	Det	(Avg)	Opp	(Avg)
Total Yards	3392	282.7	3397	283.0
Rushing Yards	1714	142.8	1348	112.3
Passing Yards	1678	139.8	2049	170.8
Points Scored	235	19.6	212	17.7

Lions Leaders

Rushing	Nick Pietrosante	161-872, 8 TD
Passing	Jim Ninowski	134-283, 1,599 yds, 2 TD, 18 Int
Receiving	Jim Gibbons	51-604, 2 TD
Scoring	Jim Martin	65 pts (13 FG, 26 PAT)
Punt Ret.	Terry Barr	14-104, 7.4 avg
KO Ret.	Jim Steffen	8-225, 28.1 avg
Punting	Yale Lary	64-2,802, 43.8 avg
Interceptions	Dick Lane	5-102, 1 TD

NFL Standings

Western Division	W	L	T	Pct.	Pts.	OP
Green Bay	8	4	0	.667	332	209
DETROIT	7	5	0	.583	235	212
San Francisco	7	5	0	.583	208	205
Baltimore	6	6	0	.500	288	234
Chicago	5	6	1	.455	194	299
Los Angeles	4	7	1	.364	265	297
Dallas	0	11	1	.000	177	369

Eastern Division

Western Division	W	L	T	Pct.	Pts.	OP
Philadelphia	10	2	0	.833	321	246
Cleveland	8	3	1	.727	362	217
New York	6	4	2	.600	271	261
St. Louis	1	6	5	.143	288	230
Pittsburgh	5	6	1	.455	240	275
Washington	1	9	2	.100	178	309

Phi defeated GB, 17-13, for World Championship.

IN 1960: With a plurality of only 118,574 votes, John F. Kennedy edges Richard Nixon in presidential election.



YEAR-BY-YEAR RESULTS

Detroitlions.com
Media.Detroitlions.com

1961

Record: 8-5-1, 2nd NFL Western

Date	W/L	Score	Opponent	Att
9/17	W	17-13	at Green Bay	32,150
9/24	W	15-13	at Baltimore	49,825
10/1	L	0-49	San Francisco	38,063
10/8	L	17-31	Chicago	53,854
10/15	W	14-13	Los Angeles	53,295
10/22	L	14-17	Baltimore	48,447
10/29	W	28-10	at Los Angeles	54,019
11/5	T	20-20	at San Francisco	46,267
11/12	W	45-14	at St. Louis	54,123
11/19	W	37-10	at Minnesota	57,808
11/23	L	9-17	Green Bay	43,272
12/3	W	16-15	at Chicago	51,017
12/10	W	13-7	Minnesota	42,625
12/17	L	24-27	Philadelphia	44,231

Runner-Up

1/6 W 38-16 Philadelphia (at Miami)

Usual Starters

Offense

LE	89	Gail Cogdill
LT	79	John Gonzaga
LG	66	Harley Sewell
C	50	Bob Scholtz
RG	75	John Gordy
RT	77	Dan LaRose
RE	80	Jim Gibbons
QB	14	Earl Morrall
LH	45	Dan Lewis
RH	41	Terry Barr
FB	33	Nick Pietrosante

Defense

DE	78	Darris McCord
LT	71	Alex Karras
RE	76	Roger Brown
RE	88	Sam Williams
LLB	57	Carl Bretschneider
MLB	56	Joe Schmidt
RLB	55	Wayne Walker
LH	81	Dick Lane
RH	21	Bruce Maher
LS	43	Gary Lowe
RS	28	Yale Lary

MVP: Joe Schmidt

Pro Bowl: Jim Gibbons (E), Alex Karras (T), Dick Lane (DB), Yale Lary (DB), Jim Martin (G), Nick Pietrosante (RB), Joe Schmidt (LB)

Team Statistics

	Det	(Avg)	Opp	(Avg)
Total Yards	4412	315.1	3938	281.3
Rushing Yards	1868	133.4	1520	108.6
Passing Yards	2544	181.7	2418	172.7
Points Scored	270	19.3	258	18.4

Lions Leaders

Rushing	Nick Pietrosante	201-841, 5 TD
Passing	Jim Ninowski	171-247, 1,921 yards, 7 TD, 18 Int
Receiving	Gail Cogdill	45-956, 6 TD
Scoring	Jim Martin	70 pts (15 FG, 25 PAT)
Punt Ret.	Howard Cassidy	16-159, 9 avg
KO Ret.	Pat Studstill	16-448, 28.1 avg, 1 TD
Punting	Yale Lary	52-2,519, 48.4 avg
Interceptions	Yale Lary	6-95
	Dick Lane	6-73

NFL Standings

Western Division	W	L	T	Pct.	Pts.	OP
Green Bay	11	3	0	.786	391	223
DETROIT	8	5	1	.615	270	258
Baltimore	8	6	0	.571	302	307
Chicago	8	6	0	.571	326	302
San Francisco	7	6	1	.538	346	272
Los Angeles	4	10	0	.286	263	333
Minnesota	3	11	0	.214	285	407

Eastern Division

	W	L	T	Pct.	Pts.	OP
New York	10	3	1	.769	368	220
Philadelphia	10	4	0	.714	361	297
Cleveland	8	5	1	.615	319	270
St. Louis	7	7	0	.500	279	267
Pittsburgh	6	8	0	.429	295	287
Dallas	4	9	1	.308	236	380
Washington	1	12	1	.077	174	392

GB defeated NY, 37-0, for World Championship.

IN 1961: East Germans erect Berlin Wall to halt flood of refugees.

1962

Record: 11-3-0, 2nd NFL Western

Date	W/L	Score	Opponent	Att
9/16	W	45-7	Pittsburgh	46,641
9/23	W	45-24	San Francisco	51,032
9/30	W	29-20	at Baltimore	57,966
10/7	L	7-9	at Green Bay	38,669
10/14	W	13-10	Los Angeles	53,714
10/21	L	14-17	at New York	62,856
10/28	W	11-3	Chicago	53,342
11/4	W	12-3	at Los Angeles	44,241
11/11	W	38-24	at San Francisco	43,449
11/18	W	17-6	at Minnesota	31,257
11/22	W	26-14	Green Bay	57,598
11/29	W	21-13	Baltimore	53,012
12/6	W	37-23	Minnesota	42,256
12/16	L	0-3	at Chicago	44,948

Runner-Up

1/6 W 17-10 at Pittsburgh 36,284

Usual Starters

Offense

LE	89	Gail Cogdill
LT	79	John Gonzaga
LG	66	Harley Sewell
C	71	Bob Whitlow
RG	75	John Gordy
RT	77	Dan LaRose
RE	80	Jim Gibbons
QB	16	Milt Plum
LH	45	Dan Lewis
RH	25	Pat Studstill
FB	33	Nick Pietrosante

Defense

DE	78	Darris McCord
LT	71	Alex Karras
RE	76	Roger Brown
RE	88	Sam Williams
LLB	57	Carl Bretschneider
MLB	56	Joe Schmidt
RLB	55	Wayne Walker
LH	81	Dick Lane
RH	44	Dick LeBeau
LS	43	Gary Lowe
RS	28	Yale Lary

MVP: Gail Cogdill

Pro Bowl: Roger Brown (T), Gail Cogdill (E), Alex Karras (T), Dick Lane (DB), Yale Lary (DB), Joe Schmidt (LB), Harley Sewell (G)

Team Statistics

	Det	(Avg)	Opp	(Avg)
Total Yards	4503	321.6	3217	229.8
Rushing Yards	1922	137.3	1231	87.9
Passing Yards	2581	184.4	1986	141.9
Points Scored	315	22.5	177	12.6

Lions Leaders

Rushing	Dan Lewis	120-488, 6 TD
Passing	Milt Plum	179-325, 2,378 yds, 15 TD, 20 Int
Receiving	Gail Cogdill	53-991, 7 TD
Scoring	Wayne Walker	64 pts (9 FG, 37 PAT)
Punt Ret.	Pat Studstill	28-457, 15.8 avg
KO Ret.	Tommy Watkins	17-452, 26.6 avg
Punting	Yale Lary	52-2,354, 45.3 avg
Interceptions	Yale Lary	8-51

NFL Standings

Western Division	W	L	T	Pct.	Pts.	OP
Green Bay	13	1	0	.929	415	148
DETROIT	11	3	0	.786	315	177
Chicago	9	5	0	.643	321	287
Baltimore	7	7	0	.500	293	288
San Francisco	6	8	0	.429	282	331
Minnesota	2	11	1	.154	254	410
Los Angeles	1	12	1	.077	220	334

Eastern Division

	W	L	T	Pct.	Pts.	OP
New York	12	2	0	.857	398	283
Pittsburgh	9	5	0	.643	312	363
Cleveland	7	6	1	.538	291	257
Washington	5	7	2	.417	305	376
Dallas	5	8	1	.385	398	402
St. Louis	4	9	1	.308	287	361
Philadelphia	3	10	1	.231	282	356

GB defeated NY, 16-7, for World Championship.

IN 1962: Lt. Col. John Glenn becomes first American to orbit the Earth.

1963

Record: 5-8-1, 4th NFL Western

Date	W/L	Score	Opponent	Att
9/14	W	23-2	at Los Angeles	49,342
9/22	L	10-31	at Green Bay (MI)	45,912
9/29	L	21-37	Chicago	55,400
10/6	W	26-3	San Francisco	44,088
10/13	L	14-17	at Dallas	27,264
10/20	L	21-25	Baltimore	51,901
10/27	W	28-10	Minnesota	44,508
11/3	W	45-7	at San Francisco	33,511
11/10	L	21-24	at Baltimore	59,758
11/17	L	21-28	Los Angeles	44,951
11/24	L	31-34	at Minnesota	28,763
12/1	W	13-13	Green Bay	54,016
12/8	W	38-10	Cleveland	51,382
12/15	L	14-24	at Chicago	45,317

Usual Starters

Offense

LE	89	Gail Cogdill
LT	70	Daryl Sanders
LG	79	John Gonzaga
C	51	Bob Whitlow
RG	75	John Gordy
RT	61	Lucien Reeborg
RE	80	Jim Gibbons
QB	14	Earl Morrall
LH	23	Tommy Watkins
RH	41	Terry Barr
FB	45	Dan Lewis

Defense

DE	78	Darris McCord
LT	72	Floyd Peters
RT	76	Roger Brown
RE	88	Sam Williams
LLB	54	Max Messner
MLB	53	Dennis Gauzatt
RLB	55	Wayne Walker
LH	81	Dick Lane
RH	44	Dick LeBeau
LS	21	Bruce Maher
RS	86	Tom Hall

MVP: Earl Morrall

Pro Bowl: Terry Barr (E), Roger Brown (T), Gail Cogdill (E), John Gordy (G), Wayne Walker (LB)

Team Statistics

	Det	(Avg)	Opp	(Avg)
Total Yards	4324	308.9	3761	268.6
Rushing Yards	1601	114.4	1564	111.7
Passing Yards	2723	194.5	2197	156.9
Points Scored	326	23.3	285	18.9

Lions Leaders

Rushing	Dan Lewis	133-528, 2 TD
Passing	Earl Morrall	174-328, 2,621 yds, 24 TD, 14 Int
Receiving	Terry Barr	66-1086, 13 TD
Scoring	Terry Barr	78 pts (13 TD)
Punt Ret.	Tommy Watkins	32-399, 12.5 avg, 1 TD
KO Ret.	Tommy Watkins	21-447, 21.3 avg
Punting	Yale Lary	35-1,713, 48.9 avg
Interceptions	Dick LeBeau	5-158
	Dick Lane	5-70

NFL Standings

Western Division	W	L	T	Pct.	Pts.	OP
Green Bay	11	1	2	.917	301	144
Green Bay	11	2	1	.846	389	206
Baltimore	8	6	0	.571	316	285
DETROIT	5	8	1	.385	326	265
Minnesota	5	8	1	.385	309	390
Los Angeles	5	9	0	.357	210	350
San Francisco	2	12	0	.143	198	391

Eastern Division

	W	L	T	Pct.	Pts.	OP
New York	11	3	0	.786	448	280
Cleveland	10	4	0	.714	343	262
St. Louis	9	5	0	.643	341	263
Pittsburgh	7	4	3	.636	321	295
Dallas	4	10	0	.286	305	378
Washington	3	11	0	.214	279	398
Philadelphia	2	10	2	.167	242	381

Philadelphia NY, 14-10, for World Championship.

IN 1963: President John F. Kennedy shot and killed by sniper in Dallas; Lyndon B. Johnson takes oath of office.



YEAR-BY-YEAR RESULTS

Detroitlions.com
Media.Detroitlions.com

1964

Record: 7-5-2, 4th NFL Western

Date	W/L	Score	Opponent	Att
9/13	W	26-17	at San Francisco	33,204
9/19	T	17-17	at Los Angeles	52,001
9/28	L	10-14	Green Bay	59,203
10/4	W	26-3	New York	54,836
10/11	W	24-20	at Minnesota	40,840
10/18	W	10-0	at Chicago	47,567
10/25	L	0-34	Baltimore	57,814
11/1	W	37-17	Los Angeles	52,064
11/8	L	7-30	at Green Bay	42,327
11/15	L	21-37	at Cleveland	83,064
11/22	T	23-23	Minnesota	48,291
11/26	L	24-27	Chicago	52,231
12/6	W	31-14	at Baltimore	60,213
12/13	W	24-7	San Francisco	41,854

Usual Starters

Offense

E	89	Gail Cogdill
LT	70	Daryl Sanders
LG	79	John Gonzaga
C	51	Bob Whitlow
RG	75	John Gordy
RT	72	J. D. Smith
E	80	Jim Gibbons
QB	16	Milt Plum
LH	23	Tom Watkins
TE	41	Terry Barr
FB	33	Nick Pietrosante

Defense

LE	78	Darris McCord
LT	71	Alex Karras
RG	76	Roger Brown
RE	88	Sam Williams
LLB	59	Ernie Clark
MLB	53	Dennis Gowattz
RLB	55	Wayne Walker
DB	27	Bobby Thompson
DB	44	Dick LeBeau
DB	21	Bruce Maher
DB	28	Yale Lary

W/P: Jim Gibbons

Pro Bowl: Terry Barr (E), Roger Brown (T), Jim Gibbons (E), John Gordy (T), Yale Lary (DB), Dick LeBeau (DB), Wayne Walker (LB)

Team Statistics	Det	(Avg)	Opp	(Avg)
Total Yards	3972	283.7	4062	290.1
Rushing Yards	1414	101.0	1638	117.0
Passing Yards	2558	182.7	2424	172.1
Points Scored	280	20.0	250	18.6

Lions Leaders

Rushing	Nick Pietrosante	147-536, 4 TD
Passing	Milt Plum	154-287, 2,241 yds, 18 TD, 15 Int
Receiving	Terry Barr	57-1,030, 9 TD
Scoring	Wayne Walker	74 pts (14 FG, 32 PAT)
Punt Ret.	Tommy Watkins	16-238 yards, 14.9 avg, 2 TD
KO Ret.	Pat Studstill	29-708, 24.4 avg
Punting	Yale Lary	67-3,093, 46.3 avg
Interceptions	Yale Lary	6-101

NFL Standings

Western Division	W	L	T	Pct	Pts	OP
Baltimore	12	2	0	.857	428	225
Green Bay	8	5	1	.615	342	245
Minnesota	8	5	1	.615	355	296
DETROIT	7	5	2	.583	280	260
Los Angeles	5	7	2	.417	283	339
Chicago	5	9	0	.357	260	379
San Francisco	4	10	0	.286	236	330

Eastern Division

Cleveland	10	3	1	.769	415	293
St. Louis	9	3	2	.750	357	331
Philadelphia	6	8	0	.429	312	313
Washington	6	8	0	.429	307	305
Dallas	5	8	1	.385	250	289
Pittsburgh	5	9	0	.357	253	315
New York	2	10	2	.167	241	399

Cle defeated Bal, 27-0, for World Championship.

IN 1964: 8My Fair Ladyll takes Academy Awards for Best Picture, Director (George Cukor) and Actor (Rex Harrison).

1965

Record: 6-7-1, 6th NFL Western

Date	W/L	Score	Opponent	Att
9/19	W	20-0	Los Angeles	46,941
9/26	W	31-29	at Minnesota	46,826
10/3	W	14-10	Washington	52,627
10/10	L	7-31	at Baltimore	60,238
10/17	L	21-31	Green Bay	56,712
10/24	L	10-38	at Chicago	45,658
10/31	L	10-23	at Los Angeles	35,137
11/7	W	12-7	at Green Bay	50,130
11/14	L	21-27	San Francisco	54,534
11/21	L	10-17	Chicago	51,499
11/25	T	24-24	Baltimore	55,036
12/5	L	14-17	at San Francisco	38,643
12/12	L	7-29	Minnesota	45,420
12/19	W	35-28	at Philadelphia	56,718

Usual Starters

Offense

LE	89	Gail Cogdill
LT	70	Daryl Sanders
LG	62	Ed Karras
C	54	Ed Flanagan
RG	75	John Gordy
RT	73	Roger Shoals
RE	80	Jim Gibbons (7)
QB	83	Ron Kramer (7)
QB	16	Milt Plum
HB	32	Joe Don Looney
FL	41	Terry Barr (7)
FL	25	Pat Studstill (7)
FB	33	Nick Pietrosante (6)

Defense

LE	78	Darris McCord
LT	71	Alex Karras
RG	76	Roger Brown
RE	88	Sam Williams
LLB	59	Ernie Clark (4)
MLB	67	Wally Hilgenberg(3)
MLB	53	Mike Lucci (3)
MLB	56	Joe Schmidt
RLB	55	Wayne Walker
LH	44	Dick LeBeau
RH	27	Bobby Thompson
LS	21	Bruce Maher
RS	47	Wayne Rasmussen

W/P: Bruce Maher

Pro Bowl: Roger Brown (T), John Gordy (T), Alex Karras (T), Dick LeBeau (DB), Pat Studstill (E), Wayne Walker (LB)

Team Statistics	Det	(Avg)	Opp	(Avg)
Total Yards	3303	235.3	3557	254.1
Rushing Yards	1469	104.9	1460	104.3
Passing Yards	1834	131.0	2097	149.8
Points Scored	257	18.4	295	21.1

Lions Leaders

Rushing	Amos Marsh	131-495, 6 TD
Passing	Milt Plum	143-308, 1,710 yds, 12 TD, 19 Int
Receiving	Terry Barr	24-433, 3 TD
Scoring	Wayne Walker	57 pts (8 FG, 33 PAT)
Punt Ret.	Tommy Watkins	23-234, 10.2 avg
KO Ret.	Tommy Watkins	17-584, 34.4 avg
Punting	Pat Studstill	78-3,335, 42.8 avg
Interceptions	Dick LeBeau	7-84, 1 TD

NFL Standings

Western Division	W	L	T	Pct	Pts	OP
Green Bay	10	3	1	.769	316	224
Baltimore	10	3	1	.769	389	284
Chicago	9	5	0	.643	409	275
San Francisco	7	6	1	.538	421	402
MINNESOTA	7	7	0	.500	383	403
DETROIT	6	7	1	.462	257	295
Los Angeles	4	10	0	.286	269	328

Eastern Division

Cleveland	11	3	0	.786	363	325
Dallas	7	7	0	.500	325	280
New York	7	7	0	.500	270	338
Washington	6	8	0	.429	257	301
Philadelphia	5	9	0	.357	363	359
St. Louis	5	9	0	.357	296	309
Pittsburgh	2	12	0	.143	202	397

*GB defeated Bal, 13-10, in Divisional playoff (overtime).

GB defeated Cle, 23-12, for World Championship.

IN 1965: The senior citizens/governmental medical assistance program, Medicare, begins.

1966

Record: 4-9-1, 6th NFL Western

Date	W/L	Score	Opponent	Att
9/11	W	14-3	Chicago	52,225
9/18	L	3-17	at Pittsburgh	35,473
9/25	W	28-10	Atlanta	47,615
10/2	L	14-23	at Green Bay	50,861
10/9	L	7-14	Los Angeles	52,793
10/16	L	14-45	at Baltimore	60,238
10/23	L	24-27	at San Francisco	36,745
10/30	L	7-31	Green Bay	96,954
11/6	T	10-10	at Chicago	47,041
11/13	W	32-31	at Minnesota	43,939
11/20	W	20-14	Baltimore	52,383
11/27	L	14-1	San Francisco	53,189
12/4	L	3-23	at Los Angeles	40,039
12/11	L	16-28	Minnesota	43,022

Usual Starters

Offense

LE	89	Gail Cogdill
LT	70	Daryl Sanders
LG	66	Bob Kowalkowski
C	54	Ed Flanagan
RG	75	John Gordy
RT	72	J. D. Smith
RE	88	Ron Kramer
QB	14	Karl Sweetan
HB	31	Amos Marsh
FL	25	Pat Studstill
FB	35	Tom Nowatzke

Defense

LE	78	Darris McCord
LT	71	Alex Karras
RG	76	Roger Brown
RE	74	Larry Hand
LLB	53	Mike Lucci
MLB	59	Ernie Clark
RLB	67	Wally Hilgenberg (5)
MLB	55	Wayne Walker (5)
LH	44	Dick LeBeau
RH	43	Bobby Smith
LS	21	Bruce Maher
RS	27	Bobby Thompson

W/P: Pat Studstill

Pro Bowl: Roger Brown (T), Dick LeBeau (DB), Pat Studstill (E)

Team Statistics	Det	(Avg)	Opp	(Avg)
Total Yards	3853	275.2	4414	315.3
Rushing Yards	1429	102.1	2006	143.3
Passing Yards	2424	173.1	2408	172.0
Points Scored	206	14.7	317	22.6

Lions Leaders

Rushing	Tom Nowatzke	151-512, 6 TD
Passing	Karl Sweetan	157-309, 1,809 yds, 4 TD, 14 Int
Receiving	Pat Studstill	67-1,266, 5 TD
Scoring	Gary Yepremian	50 pts (13 FG, 11 PAT)
Punt Ret.	Tommy Vaughn	18-179, 9.9 avg
KO Ret.	Tommy Vaughn	23-595, 25.9 avg
Punting	Pat Studstill	72-2,956, 41.1 avg
Interceptions	Mike Lucci	5-118, 1 TD

NFL Standings

Western Division	W	L	T	Pct	Pts	OP
Green Bay	12	2	0	.857	335	163
Baltimore	9	5	0	.643	314	226
Los Angeles	8	6	0	.571	289	212
San Francisco	6	6	2	.500	320	325
Chicago	5	7	2	.417	234	272
DETROIT	4	9	1	.308	206	317
Minnesota	4	9	1	.308	292	304

Eastern Division

Dallas	10	3	1	.769	445	239
Cleveland	9	5	0	.643	403	259
Philadelphia	9	5	0	.643	328	340
St. Louis	8	5	1	.615	264	365
Washington	7	7	0	.500	351	355
Pittsburgh	5	8	1	.385	316	347
Atlanta	3	11	0	.214	204	437
New York	1	12	1	.077	263	501

GB defeated Dal, 34-27, for NFL Championship. GB defeated KC (AFL), 35-10, in SB I.

IN 1966: Witt Chamberlain claims a record seventh-consecutive NBA scoring title, averaging 33.5 points per game for Philadelphia.



YEAR-BY-YEAR RESULTS

Detroitlions.com
Media.Detroitlions.com

1967

Record: 5-7-2, 3rd NFL Central

Date	W/L	Score	Opponent	Att
9/17	T	17-17	at Green Bay	50,861
9/24	W	31-14	Cleveland	57,383
10/1	L	28-38	at St. Louis	43,921
10/8	L	17-27	Green Bay	57,877
10/15	L	3-14	at Chicago	46,024
10/22	W	24-3	Atlanta	50,601
10/29	W	45-3	at San Francisco	37,990
11/5	L	13-27	Chicago	55,606
11/12	T	10-10	at Minnesota	40,032
11/19	L	7-41	at Baltimore	60,238
11/23	L	7-31	Los Angeles	54,389
12/3	L	16-24	Pittsburgh	47,713
12/10	W	30-7	at New York	63,011
12/17	W	14-3	Minnesota	44,874

Usual Starters

Offense

LE	81	Bill Malinchak (6)
RT	89	Gail Cogdill (6)
LT	52	Bill Cottrell
LG	63	Chuck Walton
C	54	Ed Flanagan
RG	75	John Gordy
RT	79	Charlie Bradshaw
RE	88	Ron Kramer (6)
QB	80	Jim Gibbons (6)
RB	14	Karl Sweeten (6)
RB	16	Milt Plum (6)
HB	31	Amos Marsh (6)
FB	23	Tom Watkins (6)
FL	24	Mal Farr
FL	25	Pat Studstill (5)
FL	87	John Henderson (4)

Defense

LE	78	Darris McCord
LT	71	Alex Karras
RT	82	Jerry Rush
RE	74	Larry Hand
LLB	59	Ernie Clark
MLB	53	Mike Lucci
RB	35	Wayne Walker (5)
LB	50	Paul Naumoff (6)
LH	20	Lem Barney
RH	44	Dick LeBeau
LS	28	Mike Weger
RS	48	Tom Vaughn

MVP: Mel Farr (Offense), Lem Barney (Defense)

Pro Bowl: Lem Barney (DB), Mel Farr (RB)

Team Statistics

	Det	(Avg)	Opp	(Avg)
--	-----	-------	-----	-------

Total Yards	3538	252.7	3528	252.0
-------------	------	-------	------	-------

Rushing Yards	1907	136.2	1795	128.2
---------------	------	-------	------	-------

Passing Yards	1631	116.5	1733	123.8
---------------	------	-------	------	-------

Points Scored	260	18.6	232	16.6
---------------	-----	------	-----	------

Lions Leaders

Rushing	Mel Farr	206-960, 3 TD
---------	----------	---------------

Passing	Milt Plum	86-172, 925 yds, 4 TD, 8 Int
---------	-----------	------------------------------

Receiving	Mel Farr	39-317, 3 TD
-----------	----------	--------------

Scoring	Mel Farr	36 pts (6 TD)
---------	----------	---------------

	Tom Nowatzke	36 pts (6 TD)
--	--------------	---------------

Punt Ret.	Tommy Watkins	15-57, 3.8 avg
-----------	---------------	----------------

KO Ret.	Tommy Vaughn	16-446, 27.3 avg
---------	--------------	------------------

Punting	Pat Studstill	36-1,602, 44.5 avg
---------	---------------	--------------------

Interceptions	Lem Barney	10-232, 3 TD
---------------	------------	--------------

NFL Standings

WESTERN CONFERENCE

	W	L	T	Pct	Pts	OP
--	---	---	---	-----	-----	----

Green Bay	9	4	1	.692	332	209
-----------	---	---	---	------	-----	-----

Chicago	7	6	1	.538	239	218
---------	---	---	---	------	-----	-----

DETROIT	5	7	2	.417	260	259
---------	---	---	---	------	-----	-----

Minnesota	3	8	3	.273	233	294
-----------	---	---	---	------	-----	-----

Coastal Division

Los Angeles	11	1	2	.917	398	196
-------------	----	---	---	------	-----	-----

Baltimore	11	1	2	.917	394	198
-----------	----	---	---	------	-----	-----

San Francisco	7	7	0	.500	273	337
---------------	---	---	---	------	-----	-----

Atlanta	1	12	1	.077	175	422
---------	---	----	---	------	-----	-----

EASTERN CONFERENCE

	W	L	T	Pct	Pts	OP
--	---	---	---	-----	-----	----

Dallas	9	5	0	.643	342	268
--------	---	---	---	------	-----	-----

Philadelphia	6	7	1	.462	351	409
--------------	---	---	---	------	-----	-----

Washington	5	6	3	.455	347	353
------------	---	---	---	------	-----	-----

New Orleans	3	11	0	.214	233	379
-------------	---	----	---	------	-----	-----

Century Division

Cleveland	9	5	0	.643	334	297
-----------	---	---	---	------	-----	-----

New York	7	7	0	.500	369	379
----------	---	---	---	------	-----	-----

St. Louis	6	7	1	.462	333	356
-----------	---	---	---	------	-----	-----

Pittsburgh	4	9	1	.308	281	320
------------	---	---	---	------	-----	-----

GB defeated LA, 26-7, for Western title. Dal defeated Cle, 52-14, for Eastern title. GB defeated Dal, 21-17, for NFL Championship. GB defeated Oak (AFL), 33-14, in SB II.

1968

Record: 4-8-2, 4th NFL Central

Date	W/L	Score	Opponent	Att
9/15	L	13-59	at Dallas	61,382
9/22	W	42-0	Chicago	50,688
9/29	W	23-17	at Green Bay	50,861
10/6	L	10-24	at Minnesota	44,289
10/13	W	28-10	at Chicago	46,996
10/20	T	14-14	Green Bay	57,302
10/27	L	7-14	San Francisco	53,555
11/3	L	7-10	at Los Angeles	77,982
11/10	L	10-27	Baltimore	55,170
11/17	L	6-13	Minnesota	46,654
11/24	T	20-20	New Orleans	46,152
12/1	L	0-12	Philadelphia	47,908
12/8	W	24-7	at Atlanta	49,437
12/15	L	3-14	at Washington	50,123

Usual Starters

Offense

E	25	Earl McCulloch
LT	73	Roger Shoals
LG	63	Chuck Walton
C	54	Ed Flanagan
RG	68	Frank Gallagher
RT	79	Charlie Bradshaw
TE	88	Charlie Sanders
QB	19	Bill Munson
FL	3	Bill Gambrell
RB	38	Bill Triplett
RB	24	Mel Farr (7)
RB	43	Dave Kopay (5)

Defense

LT	78	John Baker
LT	71	Alex Karras
RT	82	Jerry Rush
RE	84	Jerry Robb
LLB	50	Paul Naumoff
MLB	53	Mike Lucci
RLB	55	Wayne Walker
LH	20	Lem Barney
RH	44	Dick LeBeau
LS	28	Mike Weger
RS	48	Tom Vaughn

MVP: Mel Farr (Offense), Wayne Walker (Defense)

Pro Bowl: Lem Barney (DB), Charlie Sanders (TE)

Team Statistics

	Det	(Avg)	Opp	(Avg)
--	-----	-------	-----	-------

Total Yards	4022	287.3	3837	274.1
-------------	------	-------	------	-------

Rushing Yards	1702	121.6	1680	120.0
---------------	------	-------	------	-------

Passing Yards	2320	165.7	2157	154.1
---------------	------	-------	------	-------

Points Scored	207	14.8	246	17.6
---------------	-----	------	-----	------

Lions Leaders

Rushing	Mel Farr	128-597, 3 TD
---------	----------	---------------

Passing	Bill Munson	181-329, 2311 yds, 15 TD, 8 Int
---------	-------------	---------------------------------

Receiving	Earl McCulloch	40-680, 5 TD
-----------	----------------	--------------

Scoring	Mel Farr	42 pts (7 TD)
---------	----------	---------------

	Billy Gambrell	42 pts (7 TD)
--	----------------	---------------

Punt Ret.	Lem Barney	13-79, 6.1 avg
-----------	------------	----------------

KO Ret.	Lem Barney	25-670, 26.8 avg, 1 TD
---------	------------	------------------------

Punting	Jerry DePoyster	71-2,866, 40.4 avg
---------	-----------------	--------------------

Interceptions	Lem Barney	7-82
---------------	------------	------

NFL Standings

WESTERN CONFERENCE

	W	L	T	Pct	Pts	OP
--	---	---	---	-----	-----	----

Central Division	8	6	0	.571	282	242
------------------	---	---	---	------	-----	-----

Minnesota	7	7	0	.500	250	333
-----------	---	---	---	------	-----	-----

Chicago	6	7	1	.462	281	227
---------	---	---	---	------	-----	-----

Green Bay	4	8	2	.333	207	241
-----------	---	---	---	------	-----	-----

Coastal Division

Baltimore	13	1	0	.929	402	144
-----------	----	---	---	------	-----	-----

Los Angeles	10	3	1	.769	312	200
-------------	----	---	---	------	-----	-----

San Francisco	7	6	1	.538	303	310
---------------	---	---	---	------	-----	-----

Atlanta	2	12	0	.143	107	389
---------	---	----	---	------	-----	-----

EASTERN CONFERENCE

	W	L	T	Pct	Pts	OP
--	---	---	---	-----	-----	----

Capital Division	12	2	0	.857	431	186
------------------	----	---	---	------	-----	-----

Dallas	7	7	0	.500	294	325
--------	---	---	---	------	-----	-----

New York	5	9	0	.357	249	358
----------	---	---	---	------	-----	-----

Washington	2	12	0	.143	202	352
------------	---	----	---	------	-----	-----

Philadelphia

Century Division	10	4	0	.714	394	273
------------------	----	---	---	------	-----	-----

Cleveland	9	4	1	.692	325	289
-----------	---	---	---	------	-----	-----

St. Louis	4	9	1	.308	246	327
-----------	---	---	---	------	-----	-----

New Orleans	2	11	1	.154	244	397
-------------	---	----	---	------	-----	-----

Bal defeated Min, 24-14, for Western title. Cle defeated Dal, 31-20, for Eastern title. Bal defeated Cle, 34-0, for NFL Championship. NY (AFL) defeated Bal, 16-7, in SB III.

IN 1968: Civil rights leader Dr. Martin Luther King Jr. is slain in Memphis.

1969

Record: 9-4-1, 2nd NFL Central

Date	W/L	Score	Opponent	Att
9/21	L	13-16	at Pittsburgh	51,360
9/28	W	24-21	New York	54,358
10/5	W	28-21	at Cleveland	82,833
10/12	L	17-28	Green Bay	58,384
10/19	W	13-7	Chicago	54,732
10/26	L	10-24	at Minnesota	47,900
11/2	W	26-14	at San Francisco	53,100
11/9	W	27-21	Atlanta	53,242
11/16	W	20-20	St. Louis	51,749
11/23	W	16-10	at Green Bay	50,861
11/27	L	0-27	Minnesota	57,906
12/4	T	17-17	Paul Naumoff	60,238
12/11	W	28-0	Los Angeles	53,256
12/18	W	20-3	at Chicago	41,879

Usual Starters

Offense

WR	25	Earl McCulloch
LT	73	Roger Shoals
LG	63	Chuck Walton
C	54	Ed Flanagan
RG	68	Frank Gallagher
RT	76	Rodney Freitas
TE	88	Charlie Sanders
QB	49	Larry Walton
WR	19	Bill Munson (7)
RB	11	Gerry Landry (7)
RB	38	Wallace Triplett
RB	40	Nick Eddy (7)
RB	24	Mel Farr (5)

Defense

LE	84	Joe Robb
LT	71	Alex Karras
RT	82	Jerry Rush
RE	74	Larry Hand
LLB	50	Paul Naumoff
MLB	53	Mike Lucci
RLB	55	Wayne Walker
LHB	20	Lem Barney
RHB	44	Dick LeBeau
LS	28	Mike Weger
RS	48	Tom Vaughn

MVP: Charlie Sanders (Offense), Mike Lucci (Defense)

Pro Bowl: Lem Barney (DB), Ed Flanagan (C), Charlie Sanders (TE)

Team Statistics

	Det	(Avg)	Opp	(Avg)
--	-----	-------	-----	-------

Total Yards	3355	239.6	3084	220.3
-------------	------	-------	------	-------

Rushing Yards	1755	125.4	1223	87.4
---------------	------	-------	------	------

Passing Yards	1600	114.3	1861	132.9
---------------	------	-------	------	-------

Points Scored	259	18.5	19
---------------	-----	------	----



YEAR-BY-YEAR RESULTS

Detroitlions.com
Media.Detroitlions.com

1970

Record: 10-4, 2nd NFC Central

Date	W/L	Score	Opponent	Att
9/20	W	40-0	at Green Bay	56,263
9/27	W	39-3	Cincinnati	58,202
10/5	W	28-14	Chicago	58,210
10/11	L	10-31	at Washington	50,414
10/18	W	41-24	at Cleveland	83,577
10/25	W	16-10	at Chicago	45,632
11/1	L	17-30	at Minnesota	58,210
11/8	L	17-19	at New Orleans	66,910
11/15	L	20-24	at Minnesota	47,900
11/22	W	29-7	San Francisco	56,232
11/26	W	28-14	Oakland	56,597
12/6	W	16-3	St. Louis	56,362
12/14	W	28-23	at Los Angeles	79,441
12/20	W	20-0	Green Bay	57,387
NFC Playoffs				
12/26	L	0-5	at Dallas	73,167

Usual Starters

Offense	Defense
WR 25 Earl McCulloch (8)	LE 83 Jim Mitchell (8)
RB 85 Chuck Hughes (8)	84 Joe Robb (6)
LT 73 Roger Shoals	LT 71 Alex Karras
LG 63 Chuck Walton	RT 82 Jerry Rush
C 54 Ed Flanagan	RE 74 Larry Hand
RG 68 Frank Gallagher	LB 50 Paul Naumoff
RT 76 Rodine Freitas	MLB 53 Mike Luci
TE 88 Charlie Sanders	RLB 55 Wayne Walker
WR 49 Larry Walton	LCB 20 Lem Barney
QB 19 Bill Munson	RQB 44 Dick LeBeau
RB 42 Alton Taylor	LS 29 Mike Weger
DB 24 Mel Farr	RS 47 W. Rasmussen (8)
	48 Tom Vaughn (7)

Pro Bowl Selections: Mel Farr (RB), Ed Flanagan (C), Paul Naumoff (LB), Charlie Sanders (TE)

Team Statistics

	Det	Opp
Total First Downs	463	359
Rushing	243	186
Passing	113	61
Penalty	107	112
Total Net Yards	3984	3448
Avg. Per Game	284.6	246.3
Total Plays	844	795
Avg. Per Play	4.7	4.6
Net Yards Rushing	2127	1152
Avg. Per Game	151.9	82.3
Total Rushes	514	362
Net Yards Passing	2121	2491
Avg. Per Game	151.5	177.9
Sacked/Yards Lost	36/264	23/195
Gross Yards	3168	4404
Att./Completions	294/167	371/194
Completion Pct.	56.8	52.3
Had Intercepted	12	28
Punts/Average	62/40.0	70/39.1
Penalties/Yards	58/659	90/805
Fumbles/Ball Lost	26/15	30/16
Touchdowns	41	22
Rushing	16	7
Passing	19	14
Returns	6	1

Points Scored

	Q1	Q2	Q3	Q4	OT	Pts
Lions	65	111	71	100	-	347
Opponents	61	44	23	74	-	202

Scoring

	TD	Ru	Pa	Rt	PAT	FG	S	Pts
Mann	0	0	0	0	41/41	20/29	0	101
Farr	11	9	2	0	0/0	0/0	0	66
Sanders	6	0	6	0	0/0	0/0	0	36
Walton	5	0	5	0	0/0	0/0	0	30
McCulloch	4	0	4	0	0/0	0/0	0	24
Taylor	4	2	2	0	0/0	0/0	0	24
Barney	3	0	0	3	0/0	0/0	0	18
Owens	2	2	0	0	0/0	0/0	0	12
Eddy	1	1	0	0	0/0	0/0	0	6
Landry	1	1	0	0	0/0	0/0	0	6
Triplet	1	1	0	0	0/0	0/0	0	6
Hand	1	1	0	0	0/0	0/0	0	6
Weger	1	0	0	1	0/0	0/0	0	6
Williams	1	0	0	1	0/0	0/0	0	6
Lions	41	16	19	6	41/41	20/29	0	347
Opponents	22	7	14	1	22/22	16/26	0	202

	Att	Yds	Avg	Lg	TD
Rushing	166	717	4.3	36	9
Farr	198	666	3.4	34	2
Landry	35	350	10.0	76	1
Triplet	48	156	3.3	111	1
Owens	36	122	3.4	23	2
Eddy	18	47	2.6	11	1
Munson	9	33	3.7	11	0
Walton	2	20	10.0	16	0
Maxwell	1	9	9.0	9	0
McCulloch	1	7	7.0	7	0
Lions	514	2127	4.1	76	16
Opponents	362	1152	3.2	28	7

	Rec	Yds	Avg	Lg	TD
Receiving	40	544	13.6	34	6
Sanders	30	532	17.7	56	2
Walton	29	213	7.3	58	2
Farr	27	261	9.7	42	2
McCulloch	15	278	18.5	44	4
Hughes	8	162	20.3	42	2
Triplet	6	52	8.6	15	0
Eddy	4	22	5.5	9	0
Owens	4	21	5.3	11	0
Brown	2	38	19.0	23	0
Cotton	1	6	6.0	6	0

	1	-8	-8.0	-8	0
Freitas	167	2121	12.7	58	19
Lions	193	2491	12.8	79	14

	Att	Cmp	Yds	Cmp%	Avg	TD	Int%	Int%	Lg	Sk/Y	Rtg
Passing	135	83	1072	61.0	7.8	9	6.6	5	3.4	58	26/198
Landry	159	84	1019	53.2	6.5	10	6.3	7	4.4	56	10/66
Lions	294	167	2121	56.8	7.2	19	6.5	12	4.1	58	36/264
Opponents	371	194	2491	52.3	6.7	14	3.8	28	7.6	79	23/195

	Int	Yds	Avg	Lg	TD
Interceptions	9	96	10.7	43	0
LeBeau	7	168	24.0	49t	2
Barney	5	52	10.4	29t	1
Weger	2	21	10.5	14	0
Rasmussen	2	18	9.0	12	0
Luci	1	62	62.0	62t	1
Hand	1	0	0.0	0	0
Williams	1	0	0.0	0	0
Vaughn	1	0	0.0	0	0
Lions	28	247	14.9	62	4
Opponents	12	174	14.5	42	1

	Pnt	Yds	Avg	B
Punting	62	2483	40.0	65
Weaver	62	2483	40.0	65
Lions	70	2736	39.1	58
Opponents				1

	PR	FC	Yds	Avg	Lg	TD
Punt Returns	25	3	259	10.4	65	1
Barney	4	5	25	6.3	10	0
Eddy	3	5	21	7.0	14	0
Vaughn	2	0	0	0.0	0	0
Walton	2	0	0	0.0	0	0
Lions	34	13	306	9.0	65	1
Opponents	29	12	113	3.9	24	0

	KR	Yds	Avg	Lg	TD
Kickoff Returns	25	544	21.7	85t	1
Williams	7	168	24.0	29	0
Eddy	3	66	22.0	25	0
Vaughn	2	96	48.0	74	0
Owens	1	26	26.0	26	0
Walton	1	21	21.0	21	0
Maxwell	1	20	20.0	20	0
Mooney	1	12	12.0	12	0
Naumoff	2	6	3.0	6	0
Lions	43	959	22.3	85t	1
Opponents	67	1427	21.3	41	0

	Field Goals	Mann	1-19	20-29	30-39	40-49	50+
Field Goals	8/8	2/3	3/5	4/7	3/6		
Lions	8/8	2/3	3/5	4/7	3/6		
Opponents	5/5	6/9	3/5	1/4	1/3		

NFL Standings

	W	L	T	Pct	Pts	OP	AFC Central	W	L	T	Pct	Pts	OP
NFC Central	12	2	0	.857	335	143	Cincinnati	8	6	0	.571	312	255
DETROIT	10	4	0	.714	347	202	Cleveland	7	7	0	.500	286	265
Chicago	6	8	0	.429	196	293	Pittsburgh	5	9	0	.357	210	272
Green Bay	6	8	0	.429	256	261	Houston	3	10	1	.231	217	352
NFC East	10	4	0	.714	299	221	Baltimore	11	2	1	.846	321	234
Dallas	9	5	0	.643	301	270	Miami	10	4	0	.714	297	228
NY Giants	8	5	1	.615	325	228	NY Jets	4	10	0	.286	255	286
Washington	6	8	0	.429	297	314	Buffalo	3	10	1	.231	204	337
Philadelphia	3	10	1	.231	2412	332	Boston	2	12	0	.143	149	361
NFC West							AFC West						
San Francisco	10	3	1	.769	352	267	Oakland	8	4	2	.667	300	293
Los Angeles	9	4	1	.692	325	202	Kansas City	7	5	2	.583	272	244
Atlanta	4	8	2	.333	206	261	San Diego	5	6	3	.455	262	278
New Orleans	2	11	1	.154	172	347	Denver	5	8	1	.385	253	264

Dal defeated DET, 5-0, and SF defeated Min, 17-14, in NFC playoffs. Dal defeated SF, 17-10 for NFC title.
Bal defeated Cin, 17-0, and Oak defeated Mia, 21-14, in AFC playoffs. Bal defeated Oak, 27-10 for AFC title.
Bal defeated Dal, 16-13, for NFL title in SB V.

IN 1970: Four Kent State University students are slain by National Guardsmen at demonstration protesting incursion into Cambodia.



YEAR-BY-YEAR RESULTS

Detroitlions.com
Media.Detroitlions.com

1971

Record: 7-6-1, 2nd NFC Central

Date	W/L	Score
9/20	W	13-16
9/26	W	34-7
10/3	W	41-38
10/10	W	31-28
10/17	W	31-7
10/24	L	23-28
11/1	T	14-14
11/7	W	24-20
11/14	W	13-21
11/21	W	29-3
11/25	W	32-21
12/5	L	20-23
12/11	L	10-29
12/19	L	27-31

Opponent	Att
Minnesota	54,418
at New England	61,057
Atlanta	54,418
Green Bay	54,418
at Houston	45,895
Chicago	54,418
at Green Bay (MI)	47,961
at Denver	51,200
Los Angeles	54,418
at Chicago	55,049
Kansas City	54,418
Philadelphia	54,418
at Minnesota	49,784
at San Francisco	45,580

Usual Starters

Offense	Defense
WR 25 Earl McCulloch	LE 83 Jim Mitchell
LT 75 Jim Yarbrough	LT 77 Dick Eve
LG 63 Chuck Walton	RT 82 Jerry Rush
C 54 Ed Flanagan	RE 74 Larry Hand
RG 66 Bob Kowalkowski	LLB 50 Paul Nunnoff
RT 76 Rodne Freitas	MLB 53 Mike Lucci
TE 88 Charlie Sanders	RLB 55 Wayne Walker
WR 49 Larry Walton	LCB 20 Lem Barney
QB 11 Greg Landry	RCB 44 Dick LeBeau
RB 42 Albie Taylor	LS 28 Mike Weger
RB 36 Steve Owens	RS 48 Tom Vaughn

Pro Bowl Selections: Ed Flanagan (C), Greg Landry (QB), Mike Lucci (LB), Steve Owens (RB), Charlie Sanders (TE)

Team Statistics

	Det	Opp
Total First Downs	269	210
Rushing	131	97
Passing	104	99
Penalty	34	14
Total Net Yards	4577	3859
Avg. Per Game	326.9	275.6
Total Plays	862	756
Avg. Per Play	5.3	5.1
Net Yards Rushing	2376	1842
Avg. Per Game	169.7	131.6
Total Rushes	532	432
Net Yards Passing	2201	2017
Avg. Per Game	157.2	144.1
Sacked/Yards Lost	31/252	18/146
Gross Yards	2463	2163
Att./Completions	299/157	306/163
Completion Pct.	52.5	53.3
Had Intercepted	14	22
Punts/Average	42/41.7	58/40.2
Penalties/Yards	69/738	97/942
Fumbles/Ball Lost	35/19	23/11
Touchdowns	39	35
Rushing	15	17
Passing	17	17
Returns	7	3

Points Scored

	Q1	Q2	Q3	Q4	OT	Pts
Lions	70	117	96	58	0	341
Opponents	52	105	55	74	0	286

Scoring

	TD	Ru	Pa	Re	PAT	FG	S	Pts
Mann	0	0	0	0	37/37	22/27	0	103
Owens	10	8	2	0	0/0	0/0	0	60
Taylor	5	4	1	0	0/0	0/0	0	30
Walton	5	0	5	0	0/0	0/0	0	30
Sanders	5	0	5	0	0/0	0/0	0	30
McCulloch	3	0	3	0	0/0	0/0	0	18
Landry	3	3	0	0	0/0	0/0	0	18
Jessie	2	0	0	2	0/0	0/0	1	14
Lucci	2	0	0	2	0/0	0/0	0	12
Farr	1	0	1	0	0/0	0/0	0	6
Barney	1	0	0	1	0/0	0/0	0	6
Bell	1	0	0	1	0/0	0/0	0	6
Weger	1	0	0	1	0/0	0/0	0	6
Walker	0	0	0	0	2/2	0/0	0	2
Lions	39	15	17	7	39/39	22/27	1	341
Opponents	35	15	17	7	39/35	19/25	0	286

Rushing

	Att	Yds	Avg	Lg	TD
Owens	246	1035	4.2	36	4
Taylor	174	738	4.2	36	4
Landry	76	530	7.0	52	3
Farr	22	64	2.9	14	0
Gipson	4	12	3.0	0	0
Munson	3	9	3.0	6	0
Triplett	4	4	1.0	6	0
Jessie	1	0	0.0	0	0
Walton	1	-7	-7.0	-7	0
McCulloch	1	-7	-7.0	-7	0
Lions	532	2376	4.5	52	15
Opponents	432	1842	4.3	41	15

Receiving

	Rec	Yds	Avg	Lg	TD
Owens	32	350	10.9	74	2
Sanders	31	502	16.2	49	5
L. Walton	30	491	16.4	60	5
Taylor	26	270	10.4	34	1
McCulloch	21	552	26.3	76	3
Cotton	6	88	14.7	34	0
Farr	5	60	12.0	29	0
Jessie	4	87	21.8	51	0
Hughes	1	32	32.0	32	0
Gipson	1	21	21.0	21	0
Lions	157	2453	15.6	76	17
Opponents	163	2163	13.3	66	17

Passing	Att	Cmp	Yds	Cmp%	Avg	TD	TD%	Int%	Lg	Sk/Y	Rtg
Landry	261	136	2237	52.1	8.57	16	6.1	13	5.0	76/29	232
Munson	38	21	216	55.3	5.68	1	2.6	1	2.6	34/15	66.6
L. Walton	0	0	0	0.0	0.00	0	0.0	0	0.0	1/15	0.0
Lions	299	157	2453	52.5	8.20	17	5.7	14	4.7	76/21	252
Opponents	306	163	2163	53.3	7.07	17	5.6	22	7.2	66/18	64.5

Interceptions	Int	Yds	Avg	Lg	TD
LeBeau	6	76	12.7	40	0
Lucci	5	74	14.8	27	2
Rasmussen	2	4	2.0	19	0
Barney	3	78	26.0	28	1
Walker	2	12	6.0	8	0
Weger	1	16	16.0	16	0
Vaughn	1	8	8.0	8	0
Lions	22	295	13.4	40	3
Opponents	14	207	14.8	51	1

Punting	Pnt	Yds	Avg	Lg	B
Weaver	42	1752	41.7	63	2
Lions	42	1752	41.7	63	2
Opponents	58	2329	46.2	61	1

Punt Returns	PR	FC	Yds	Avg	Lg	TD
Barney	14	2	122	8.7	38	0
L. Walton	6	6	38	6.3	25	0
Vaughn	2	0	30	15.0	19	0
Thompson	1	0	4	4.0	4	0
Hughes	0	1	0	0.0	0	0
Lions	23	9	194	8.4	38	0
Opponents	18	6	111	6.2	15	0

Kickoff Returns	KR	Yds	Avg	Lg	TD
Jessie	16	470	29.4	102	2
Barney	9	222	24.7	48	0
Clark	8	216	27.0	55	0
Gipson	5	105	21.0	27	0
Williams	4	112	28.0	40	0
Triplett	3	70	23.3	38	0
Person	2	26	13.0	15	0
Mooney	2	8	4.0	8	0
Lions	51	1233	24.2	102	2
Opponents	70	1627	23.2	48	0

Field Goals	1-19	20-29	30-39	40-49	50+
Mann	0/0	8/8	8/8	7/8	0/3
Lions	0/0	8/8	8/8	7/8	0/3
Opponents	1/1	10/10	9/10	8/11	1/1

NFL Standings

NFC Central	W	L	T	Pct.	Pts.	OP	AFC Central	W	L	T	Pct.	Pts.	OP
MINNESOTA	11	3	0	.769	245	139	CLEVELAND	9	5	0	.643	285	273
DETROIT	7	6	1	.538	341	286	PITTSBURGH	6	8	0	.429	246	292
CHICAGO	6	8	0	.429	185	276	HOUSTON	4	9	1	.308	251	330
GREEN BAY	4	6	2	.333	274	298	CINCINNATI	4	10	0	.286	284	265
NFC East							AFC East						
DALLAS	11	3	0	.786	406	222	MIAMI	10	3	1	.769	315	174
WASHINGTON	9	4	1	.692	276	190	BALTIMORE	10	4	0	.714	313	140
PHILADELPHIA	6	7	1	.462	221	300	NEW ENGLAND	6	8	0	.429	328	325
ST. LOUIS	4	9	1	.308	231	279	NY JETS	6	8	0	.429	212	299
NY GIANTS	4	10	0	.286	228	362	BUFFALO	1	13	0	.071	184	394
NFC West							AFC West						
SAN FRANCISCO	9	5	0	.643	300	216	KANSAS CITY	10	3	1	.769	302	208
LOS ANGELES	8	5	1	.615	313	260	OAKLAND	6	4	2	.667	344	278
ATLANTA	7	6	1	.538	274	277	SAN DIEGO	6	8	0	.429	311	341
NEW ORLEANS	4	9	2	.333	266	347	DENVER	4	9	1	.308	203	275

Dal defeated Min, 20-12, and SF defeated Was, 24-20, in NFC playoffs. Dal defeated SF, 14-3, for NFC title.

Mia defeated KC, 27-24, and Dal defeated Cle, 20-3, in AFC playoffs. Dal defeated Mia, 21-0, for AFC title.

Dal defeated Mia, 24-3, for NFL title in SB VI.

IN 1971: The 26th Amendment to the U. S. Constitution lowers voting age to 18.



YEAR-BY-YEAR RESULTS

Detroitlions.com
Media.Detroitlions.com

1972

Record: 8-5-1, 2nd NFC Central

Date	W/L	Score	Opponent	Att
9/17	L	30-16	NY Giants	54,418
9/24	L	10-34	Minnesota	54,418
10/1	W	38-24	at Chicago	55,701
10/8	W	26-23	at Atlanta	58,850
10/16	L	23-24	Green Bay	54,418
10/22	W	34-20	San Diego	54,371
10/30	L	24-28	at Dallas	65,378
11/5	W	14-0	Chicago	54,418
11/12	L	14-16	at Minnesota	49,784
11/19	W	27-14	New Orleans	53,752
11/23	W	37-20	NY Jets	54,418
12/3	L	7-33	at Green Bay	55,263
12/10	L	21-21	at Buffalo	41,583
12/17	W	34-17	at Los Angeles	71,761

Usual Starters

Offense	Defense
WR 89 Ron Jessie	LE 83 Jim Mitchell
LT 75 Jim Yarbrough	LT 70 Larry Woods
LG 63 Chuck Walton	RT 73 Bob Bell
C 54 Ed Flanagan	RE 74 Larry Hand
RG 66 Bob Kowalkowski	LLB 59 Paul Naumoff
RT 76 Rockne Freitas	MLB 53 Mike Lucci
TE 88 Charlie Sanders	RLB 55 Wayne Walker
WR 49 Larry Walton	LCB 20 Lem Barney
QB 11 Grey Landry	RCB 46 Rudy Redmond
RB 42 Albie Taylor	LS 28 Mike Weger
RS 36 Steve Owens	RS 44 Dick LeBeau

Pro Bowl Selections: Lem Barney (DB), Rocky Freitas (T)

Team Statistics

Stat	Det	Opp
Total First Downs	240	239
Rushing	120	126
Passing	97	103
Penalty	23	10
3rd Down: Made/Att	88/183	82/195
3rd Down Pct.	48.1	42.1
Total Net Yards	4155	4208
Avg. Per Game	296.8	300.6
Total Plays	804	824
Avg. Per Play	5.2	5.2
Net Yards Rushing	2021	2204
Avg. Per Game	144.4	157.4
Total Rushes	473	491
Net Yards Passing	2134	2004
Avg. Per Game	152.4	143.1
Sacked/Yards Lost	26/149	21/142
Gross Yards	2283	2146
Att./Completions	305/155	312/171
Completion Pct.	50.8	54.6
Had Intercepted	18	12
Punts/Average	43/40.3	46/38.8
Penalties/Yards	48/417	86/703
Fumbles/Ball Lost	17/7	32/15
Touchdowns	40	34
Rushing	20	14
Passing	19	18
Returns	1	2

Points Scored

Team	Q1	Q2	Q3	Q4	OT	Pts
Lions	46	120	72	101	0	339
Opponents	41	86	72	91	0	290

Scoring

Player	TD	Ru	Pa	Rt	PAT	FG	S	Pts
Mann	0	0	0	0	30/39	20/29	0	98
Landry	9	9	0	0	0/0	0/0	0	54
Taylor	6	4	2	0	0/0	0/0	0	36
Walton	6	0	6	0	0/0	0/0	0	36
Owens	4	4	0	0	0/0	0/0	0	24
Jessie	4	0	4	0	0/0	0/0	0	24
Farr	3	3	0	0	0/0	0/0	0	18
Sanders	2	0	2	0	0/0	0/0	0	12
Barnes	1	0	1	0	0/0	0/0	0	6
Cotton	1	0	1	0	0/0	0/0	0	6
Hilton	1	0	1	0	0/0	0/0	0	6
Eddy	1	0	1	0	0/0	0/0	0	6
McCullough	1	0	1	0	0/0	0/0	0	6
Redmond	1	0	0	1	0/0	0/0	0	6
Zofko	0	0	0	1	1/1	0/0	0	1
Lions	40	20	19	1	31/40	20/29	0	339
Opponents	34	14	18	2	32/34	18/34	0	290

Rushing

Player	Att	Yds	Avg	Lg	TD
Taylor	154	658	4.3	38t	4
Landry	81	524	6.5	38	9
Owens	143	519	3.6	18	4
Farr	62	216	3.5	22	3
Triplett	17	48	2.8	9	0
Eddy	7	28	4.0	9	0
Jessie	8	28	3.5	10	0
Munson	1	0	0.0	0	0
Lions	473	2021	4.3	38t	20
Opponents	491	2204	4.5	43	14

Receiving

Player	Rec	Yds	Avg	Lg	TD
Taylor	29	250	8.6	40t	2
Sanders	27	416	15.4	38	2
Walton	24	485	20.3	38t	6
Jessie	24	424	17.7	82t	4
Owens	15	106	6.7	15	0
Farr	10	132	13.2	42	0
Cotton	8	129	16.1	25	1
Hilton	5	133	26.6	66t	1
McCullough	5	96	19.2	33	1
Barnes	4	58	14.5	17	1
Zofko	5	46	9.2	38t	1
Eddy	2	14	7.0	17	0
Lions	155	2283	14.7	82t	19
Opponents	141	2146	12.5	58t	18

Passing

Landry	268	134	2066	50.0	7.7	18	6.7	17	6.3	82t	25/149	71.8
Munson	35	20	194	57.1	5.5	1	2.9	1	2.9	29t	1/0	70.4
McCullough	1	1	23	100.0	23.0	0	0.0	0	0.0	23	0/0	181.3
Jessie	1	0	0	0.0	0.0	0	0.0	0	0.0	0	0/0	2.1
Lions	305	155	2283	50.8	7.4	19	6.2	18	5.9	82t	26/149	71.8
Opponents	312	171	2146	54.8	6.8	18	5.8	12	3.9	58t	21/142	79.6

Interceptions

Player	Int	Yds	Avg	Lg	TD
Barney	3	88	29.3	64	0
Redmond	2	91	45.5	88t	1
Rasmussen	2	1	0.5	1	0
Lucci	1	4	4.0	0	0
Naumoff	1	0	0.0	0	0
Mitchell	1	0	0.0	0	0
C. Weaver	1	0	0.0	0	0
Lions	12	184	15.3	88t	1
Opponents	18	234	16.3	43	0

Punting

Player	Pnt	Yds	Avg	Lg	B
Weaver	43	1734	40.3	55	0
Lions	43	1734	40.3	55	0
Opponents	46	1783	38.8	53	0

Punt Returns

Player	PR	FC	Yds	Avg	Lg	TD
Barney	15	8	108	7.2	72	0
L. Walton	3	6	-8	-2.7	-1	0
Lions	18	14	100	5.6	26	0
Opponents	26	6	321	12.3	80t	1

Kickoff Returns

Player	KR	Yds	Avg	Lg	TD
Jessie	23	558	24.3	62	0
Zofko	26	616	23.7	49	0
Barney	1	17	17.0	17	0
Triplett	1	12	12.0	12	0
Orvis	1	5	5.0	5	0
L. Walton	0	96	0.0	62	0
Lions	52	1304	25.1	62	0
Opponents	68	1593	23.4	92t	1

Field Goals

Player	1-19	20-29	30-39	40-49	50+
Mann	3/3	5/5	8/11	3/9	1/1
Lions	3/3	5/5	8/11	3/9	1/1
Opponents	4/4	5/5	6/10	3/14	0/1

NFL Standings

NFC Central	W	L	T	Pct	Pts	OP
Green Bay	10	4	0	.714	304	226
DETROIT	8	5	1	.607	330	290
Minnesota	7	7	0	.500	301	252
Chicago	4	9	1	.321	225	275

NFC East

Washington	W	L	T	Pct	Pts	OP
Dallas	11	3	0	.786	336	218
Dallas	10	4	0	.714	319	240
NY Giants	8	6	0	.571	331	247
St. Louis	4	9	1	.321	193	303
Philadelphia	2	11	1	.179	145	352

NFC West

San Francisco	W	L	T	Pct	Pts	OP
San Francisco	8	5	1	.607	353	249
Atlanta	8	7	0	.500	369	274
Los Angeles	6	7	1	.464	291	286
New Orleans	2	11	1	.179	215	361

Dal. defeated SF, 30-26, and Was. defeated GB, 16-3, in AFC playoffs. Was. defeated Dal, 26-3, for NFC title. Mia. defeated Cle, 20-14, and Pitt. defeated Oak, 13-7, in AFC playoffs. Mia. defeated Pitt, 21-17, for AFC title. Mia. defeated Was., 14-7, for NFL title in SB VII.

IN 1972: Five men are apprehended by police in attempt to bug Democratic National Committee headquarters in Washington D.C. & Watergate complex.



YEAR-BY-YEAR RESULTS

Detroitlions.com
Media.Detroitlions.com

1973

Record: 6-7-1, 2nd NFC Central

Date	W/L	Score	Opponent	Att
9/16	L	10-24	at Pittsburgh	48,913
9/23	T	13-13	at Green Bay	56,267
10/1	W	31-6	Atlanta	54,418
10/7	L	9-23	Minnesota	54,418
10/14	L	13-20	at New Orleans	57,810
10/21	L	27-29	Baltimore	53,888
10/28	W	34-0	Green Bay	53,859
11/4	W	30-0	San Francisco	54,348
11/11	W	7-28	at Minnesota	48,503
11/18	W	30-7	at Chicago	55,701
11/22	L	0-20	Washington	54,418
12/2	W	20-16	at St. Louis	47,712
12/9	W	40-7	Chicago	52,641
12/15	L	7-34	at Miami	80,047

Usual Starters

Offense

WR	89	Ron Jessie
LT	75	Jim Yarbrough
LG	60	Guy Dennis
C	54	Ed Flanagan
RC	66	Bob Kowalkowski
RT	76	Rockne Freitas
TE	88	Charlie Sanders
WR	49	Larry Walton
QB	11	Greg Landry (7)
QB	19	Bill Munson (7)
RB	42	Altie Taylor
RB	36	Steve Owens

Defense

LE	82	Ken Sanders
LT	80	Herb Onis
RT	73	Bob Bell
RE	74	Larry Hand
LLB	59	Paul Raulnoff
MLB	53	Mike Lucci
RLB	59	Charlie Weaver
LB	20	Lem Barney
RCB	23	Levi Johnson
LS	28	Mike Weger
RS	26	Dick Jauron

Pro Bowl Selections: Lem Barney (DB), Ed Flanagan (C)

Team Statistics

Total First Downs	Det	Opp
Rushing	237	245
Passing	122	127
Penalty	104	98
3rd Down Made/Att	67/187	71/190
3rd Down Pct.	35.8	37.4
Total Net Yards	4046	3905
Avg. Per Game	289.0	278.9
Total Plays	866	866
Avg. Per Play	4.7	4.5
Net Yards Rushing	2133	2117
Avg. Per Game	152.4	151.2
Total Rushes	486	501
Net Yards Passing	1913	1788
Avg. Per Game	136.6	127.7
Sacked/Yards Lost	27/192	33/270
Gross Yards	2105	2058
Att./Completions	327/171	332/173
Completion Pct.	52.3	52.1
Had Intercepted	19	22
Punts/Average	54/43.2	65/41.5
Penalties/Yards	68/584	68/584
Fumbles/Ball Lost	30/14	31/11
Touchdowns	30	26
Rushing	17	10
Passing	12	15
Returns	1	1

Points Scored

Lions	Opponents
54	55

Scoring

TD	Ru	Pa	Rt	PAT	PG	S	Pts
Mann	0	0	0	0	14/14	8/14	0
O'Brien	0	0	0	0	0/0	0/0	0
Taylor	5	5	0	0	0/0	0/0	30
L. Walton	5	1	4	0	0/0	0/0	30
Mel Farr	4	4	0	0	0/0	0/0	24
Jessie	4	1	3	0	0/0	0/0	24
Owens	3	3	0	0	0/0	0/0	18
Landry	2	2	0	0	0/0	0/0	12
C. Sanders	2	0	2	0	0/0	0/0	12
Barney	1	0	1	0	0/0	0/0	6
Crosswhite	1	1	0	0	0/0	0/0	6
Hilton	1	0	1	0	0/0	0/0	6
Jauron	1	0	1	0	0/0	0/0	6
McCullough	1	0	1	0	0/0	0/0	6
Lions	30	17	12	1	28/28	21/33	0
Opponents	26	10	15	1	25/26	22/31	0

Receiving

Rec	Yds	Avg	Lg	TD
C. Sanders	28	433	15.5	5
Taylor	27	252	9.3	3
Mel Farr	26	183	7.0	2
Owens	24	232	9.7	3
L. Walton	22	309	14.0	4
Jessie	20	364	18.2	4
McCullough	9	179	19.9	4

Hilton	6	70	11.7	31	1
Barney	3	43	14.3	23t	0
Zolfo	2	16	8.0	9	0
O'Brien	2	14	7.0	9	0
Hooks	1	6	6.0	6	0
Crosswhite	1	4	4.0	4	0
Lions	171	2105	12.3	84t	12
Opponents	173	2058	11.9	66t	15

Passing

Att	Cmp	Yds	Cmp%	Avg	TD	Int	Lg	Sk/Y	Rtg
Munson	197	95	1129	50.8	6.0	9	4.8	8	4.3
Landry	128	70	908	54.7	7.0	3	2.3	10	7.8
Caplanman	11	5	33	45.5	3.0	0	0.0	1	9.1
Zolfo	1	1	35	100.0	35.0	0	0.0	0	0.0
Lions	327	171	2105	52.3	6.4	12	3.7	19	5.8
Opponents	332	173	2058	52.1	6.1	15	4.5	22	6.6

Interceptions

Interceptions	Yds	Avg	Lg	TD	
Johnson	5	82	16.4	38	0
Jauron	4	208	52.0	95t	1
Barney	4	130	32.5	38	0
Lucci	4	50	12.5	21	0
C. Weaver	2	32	16.0	27	0
Weger	2	20	10.0	12	0
Miller Farr	1	0	0.0	0	0
Lions	22	522	23.7	95t	0
Opponents	19	171	9.0	30	0

Punting

Pnt	Yds	Avg	Lg	B
H. Weaver	54	2333	43.2	66
Lions	54	2333	43.2	66
Opponents	65	2700	41.5	58

Punt Returns

PR	FC	Yds	Avg	Lg	TD
Barney	27	7	231	8.6	42
Jauron	6	4	49	8.2	16
L. Walton	1	1	9	9.0	9
Teal	1	0	0	0.0	0
Lions	35	12	289	8.3	42
Opponents	30	6	166	5.5	26

Kickoff Returns

Jarmon	17	405	23.8	0
Taylor	12	295	24.6	60
Jessie	6	154	25.7	36
Thrower	3	54	18.0	23
Johnson	3	51	17.0	21
Hooks	2	52	26.0	26
Barney	1	28	28.0	28
Jolly	1	15	15.0	15
Zolfo	1	7	7.0	7
Barnes	1	0	0.0	0
Dennis	1	0	0.0	0
Germany	1	0	0.0	0
C. Weaver	1	0	0.0	0
Lions	50	1061	21.2	60
Opponents	58	1220	21.0	67

Field Goals

1-19	20-29	30-39	40-49	50+
Mann	2/2	2/3	7/9	1/4
O'Brien	2/2	1/3	5/6	0/2
Lions	4/4	3/6	12/15	1/6
Opponents	4/4	10/10	5/10	3/7

NFL Standings

NFC Central	W	L	T	Pct	Pts	Opp	AFC Central	W	L	T	Pct	Pts	Opp
Minnesota	12	2	0	.857	296	168	Cincinnati	10	4	0	.714	286	221
Detroit	6	7	1	.464	241	247	Pittsburgh	10	4	0	.714	347	210
Green Bay	5	7	2	.429	202	259	Cleveland	7	5	2	.571	234	255
Chicago	3	11	0	.214	195	334	Houston	1	13	0	.071	199	447
NFC East	10	4	0	.714	382	203	AFC East	12	2	0	.857	343	150
Dallas	10	4	0	.714	325	198	Miami	9	5	0	.643	259	230
Washington	10	4	0	.714	325	198	Buffalo	9	5	0	.643	259	230
Philadelphia	5	8	1	.393	310	293	New England	5	9	0	.357	258	300
St. Louis	4	9	1	.321	286	365	Baltimore	4	10	0	.286	240	306
NF Giants	2	11	1	.179	226	362	NF Jets	4	10	0	.286	226	341
NFC West	12	2	0	.857	388	178	AFC West	9	4	1	.679	292	175
Los Angeles	12	2	0	.857	388	178	Oakland	9	4	1	.679	292	175
Atlanta	9	5	0	.643	318	224	Denver	7	5	2	.571	231	192
New Orleans	5	9	0	.357	262	319	Kansas City	7	5	2	.571	354	296
San Francisco	5	9	0	.357	163	312	San Diego	2	11	1	.179	188	386

Min defeated Was, 27-20, and Dal defeated LA, 37-16, in NFC playoffs. Min defeated Dal, 27-10, for NFC title. Mia defeated Cin, 34-16, and Oak defeated Pit, 33-16, in AFC playoffs. Mia defeated Oak, 27-10, for AFC title. Mia defeated Min, 24-7, for NFL title in SB VII.

IN 1973: Secretariat becomes the first horse in 25 years to capture the Triple Crown.



YEAR-BY-YEAR RESULTS

Detroitlions.com
Media.Detroitlions.com

1974

Record: 7-7, 2nd NFC Central

Date	W/L	Score	Opponent	Att
9/15	L	9-17	at Chicago	55,202
9/22	L	6-7	Minnesota	49,703
9/29	L	19-21	at Green Bay (MI)	47,292
10/6	L	13-16	at Los Angeles	64,987
10/14	W	17-13	San Francisco	49,796
10/20	W	20-16	at Minnesota	48,501
10/27	W	19-17	Green Bay	54,418
11/3	L	19-14	New Orleans	49,127
11/10	L	13-35	at Oakland	54,020
11/17	W	20-19	NW Giants	45,899
11/24	W	34-17	Chicago	47,376
11/28	L	27-31	Denver	53,314
12/8	W	23-19	at Cincinnati	59,575
12/15	L	17-28	Philadelphia	66,052

Usual Starters

Offense	Defense
WR 89 Ron Jessie	DE 82 Ken Sanders
LT 75 Jim Yarbrough	LT 80 Herb Davis
LG 63 Chuck Walton	RT 83 Jim Mitchell
C 54 Ed Flanagan	RE 74 Larry Hand
RG 66 Bob Kowalkowski	LLB 50 Paul Naumoff
RB 76 Rodrique Freitas	MLB 52 Jim Laslavic
TE 88 Charlie Sanders	RLB 59 Charlie Weaver
WR 49 Larry Walton	LCB 20 Lem Barney
QB 19 Bill Munson	RCB 23 Lew Johnson
QB 36 Steve Owens	LB 40 Charlie West
RB 30 Jim Hooks	RS 26 Dick Jaaron

Pro Bowl Selections: Dick Jaaron (DB), Charlie Sanders (TE)

Team Statistics	Det	Opp
Total First Downs	211	270
Rushing	88	127
Passing	114	124
Penalty	9	19
3rd Down Made/Att	63/177	69/202
3rd Down Pct.	35.6	34.2
Total Net Yards	3653	4338
Avg. Per Game	260.9	309.9
Total Plays	809	915
Avg. Per Play	4.5	4.7
Net Yards Rushing	1433	2102
Avg. Per Game	102.4	150.1
Total Rushes	397	486
Net Yards Passing	2220	2236
Avg. Per Game	158.6	159.7
Sacked/Yards Lost	35/255	24/187
Gross Yards	2475	2423
Att./Completions	377/216	405/219
Completion Pct.	57.3	54.1
Had Intercepted	17	11
Punts/Returns	73/38.2	62/37.2
Penalties/Yards	86/719	67/566
Fumbles/Ball Lost	14/6	25/14
Touchdowns	27	30
Rushing	13	17
Passing	11	13
Returns	3	0

Points Scored	Q1	Q2	Q3	Q4	OT	Pts
Lions	39	80	53	84	-	256
Opponents	40	86	93	51	-	270

Scoring	TD	Ru	Pa	Rt	PAT	FG	S	Pts
Mann	0	0	0	0	23/26	23/32	0	92
Taylor	6	5	1	0	0/0	0/0	0	36
Jessie	4	1	3	0	0/0	0/0	0	24
Johnson	3	0	0	0	0/0	0/0	0	18
Owens	3	3	0	0	0/0	0/0	0	18
C. Sanders	3	0	3	0	0/0	0/0	0	18
L. Walton	3	0	3	0	0/0	0/0	0	18
Crosswhite	1	1	0	0	0/0	0/0	0	6
Jones	1	1	0	0	0/0	0/0	0	6
Landry	1	1	0	0	0/0	0/0	0	6
Munson	1	1	0	0	0/0	0/0	0	6
Pickard	1	0	1	0	0/0	0/0	0	6
Mitchell	0	0	0	0	0/0	0/0	1	5
Lions	27	13	11	3	23/27	23/32	1	256
Opponents	30	17	13	0	28/30	20/32	0	270

Rushing	Att	Yds	Avg	Lg	TD
Taylor	150	532	3.5	27	5
Owens	97	374	3.9	27	3
Johnson	32	147	4.6	21	1
Hooks	44	143	3.3	17	0
Landry	22	95	4.3	19	1
Crosswhite	12	49	4.1	9	1
Munson	18	40	2.2	9	1
Bussey	9	22	2.4	9	0
Jessie	6	17	2.8	18t	1
Zolfo	3	6	2.0	3	0
Pickard	1	5	5.0	5	0
L. Walton	2	3	1.5	10	0
Wyche	1	0	0.0	0	0
Lions	397	1433	3.6	27	13
Opponents	486	2102	4.3	64	17

Receiving	Rec	Yds	Avg	Lg	TD
Jessie	54	761	14.1	46	3
C. Sanders	42	532	12.7	47	3
L. Walton	31	404	13.0	48	3
Taylor	30	293	9.8	34	1
Owens	24	158	6.6	13	0
Hooks	9	53	5.9	19	0
Pickard	8	88	11.0	18	1
Johnson	4	35	8.8	15	0
Bussey	4	24	6.0	8	0
Jarvis	3	87	29.0	56	0

Crosswhite	3	31	10.3	13	0
Zolfo	3	15	5.0	8	0
Munson	1	6	6.0	6	0
Lions	216	2475	11.5	56	11
Opponents	219	2423	11.1	73	13

Passing	Att	Cmp	Yds	Cmp%	Avg	TD	Int	Int%	Lg	Sk/Y	Rtg	
Munson	292	166	1874	56.8	6.42	8	2.7	7	24	56	24/172	75.2
Landry	82	49	572	59.8	6.95	3	3.7	3	45	11/83	77.9	
Walton	2	1	29	50.0	14.50	0	0	0	29	0/0	104.2	
Wyche	1	0	0	0.0	0.0	0	1	100.0	0	0/0	-414.6	
Lions	377	216	2475	57.3	6.56	11	2.9	11	2.9	56	35/255	69.9
Opponents	405	219	2423	54.1	5.98	13	3.2	17	4.2	73	24/187	65.3

Interceptions	Int	Yds	Avg	Lg	TD
Johnson	5	138	27.8	55t	2
Barney	4	61	15.3	39	0
C. Weaver	3	4	1.3	3	0
Jaaron	1	26	26.0	26	0
Davis	1	14	14.0	14	0
Laslavic	1	14	14.0	14	0
Naumoff	1	8	8.0	8	0
West	1	0	0.0	0	0
Lions	17	266	15.6	55t	2
Opponents	11	149	13.5	37	0

Punting	Pnt	Yds	Avg	Lg	B
H. Weaver	72	272	38.5	61	2
Mann	19	180	18.0	18	0
Lions	73	2790	38.2	61	2
Opponents	62	2304	37.2	48	4

Punt Returns	PR	FC	Yds	Avg	Lg	TD
Jaaron	17	7	286	16.8	58	0
West	6	0	32	5.3	8	0
Davis	5	0	62	12.4	34	0
Barney	5	1	37	7.4	11	0
Capria	1	2	12	12.0	12	0
Lions	34	10	429	12.6	58	0
Opponents	37	10	275	7.4	45	0

Kickoff Returns	KR	Yds	Avg	Lg	TD
Jones	38	927	24.4	58	0
Jarvis	5	90	18.0	23	0
Bussey	5	59	11.8	21	0
West	4	71	17.8	25	0
Jessie	2	55	27.5	31	0
Jaaron	2	21	10.5	21	0
Zolfo	2	19	9.5	17	0
L. Walton	1	22	22.0	22	0
Dennis	1	18	18.0	18	0
Crosswhite	1	11	11.0	11	0
Johnson	1	0	0.0	0	0
Lions	62	1293	20.9	52	0
Opponents	60	1256	20.9	52	0

Field Goals	1-19	20-29	30-39	40-49	50+
Mann	0/0	6/8	13/15	4/8	0/1
Lions	0/0	6/8	13/15	4/8	0/1
Opponents	2/2	5/6	6/7	7/15	0/1

NFL Standings

NFC Central	W	L	T	Pct.	Pts.	OP	AFC Central	W	L	T	Pct.	Pts.	OP
Minnesota	10	4	0	.714	310	195	Pittsburgh	10	3	0	.750	305	189
DETROIT	7	7	0	.500	256	270	Cincinnati	7	7	0	.500	236	282
Green Bay	6	8	0	.429	210	206	Houston	7	7	0	.500	283	259
Chicago	4	10	0	.286	152	279	Cleveland	4	10	0	.286	251	344

NFC East	W	L	T	Pct.	Pts.	OP	AFC East	W	L	T	Pct.	Pts.	OP
St. Louis	10	4	0	.714	285	218	Miami	11	3	0	.786	327	216
Washington	10	4	0	.714	320	195	New England	9	5	0	.643	264	244
Dallas	8	6	0	.571	297	235	Buffalo	7	7	0	.500	348	289
Philadelphia	7	7	0	.500	242	217	N.Y. Jets	7	7	0	.500	279	300
N.Y. Giants	2	12	0	.143	195	299	Baltimore	2	12	0	.143	190	329

Min defeated StL, 30-14, and LA defeated Was, 19-10, in NFC playoffs. Min defeated LA, 14-10, for NFC title. Pit defeated Buf, 32-14, and Oak defeated Mia, 28-26, in AFC playoffs. Pit defeated Oak, 24-13, for AFC title. Pit defeated Min, 16-6, for NFL title in SB IX.

IN 1974: Richard M. Nixon becomes the first U.S. President to resign from office.

1975

Record: 7-7, 2nd NFC Central

Date	W/L	Score	Opponent	Att
9/21	W	30-16	at Green Bay (Mil)	50,781
9/28	W	17-14	at Atlanta	45,218
10/5	W	19-36	Dallas	79,784
10/12	W	27-7	Chicago	74,032
10/19	L	19-25	at Minnesota	47,872
10/26	L	8-24	at Houston	46,304
11/2	W	28-10	at San Francisco	43,239
11/9	W	21-17	Cleveland	75,383
11/16	W	21-10	Green Bay	76,946
11/23	L	20-20	at Kansas City	55,161
11/27	L	1-24	Los Angeles	69,352
12/4	W	12-17	at Chicago	77,772
12/11	W	17-10	Minnesota	73,130
12/14	W	13-24	St. Louis	54,656

* Silverdome sellout

Usual Starters

Offense	Defense
WR 45 Ray Jarvis	LE 82 Ken Sanders
LT 75 Jim Yarbrough	LT 80 Herb Orvis
LG 62 Lynn Boden	RT 74 Larry Hand
C 63 Jim Morris	RE 70 Billy Howard
RG 66 Bob Kowalkowski	LLB 50 Paul Naumoff
TE 76 Rochne Freitas	MLB 52 Jim Laslavik
TE 88 Charlie Sanders	RLB 59 Charlie Weaver
WR 43 Marlin Briscoe	LCB 20 Lem Barney
QB 14 Joe Reed	RCB 23 Levi Johnson
RB 24 Dexter Bussey	LS 40 Charlie West

Pro Bowl Selections: Lem Barney (DB), Charlie Sanders (TE)

Team Statistics

Total First Downs	241	235
Rushing	111	100
Passing	111	116
Penalty	19	19
Total Net Yards	4054	4000
Avg. Per Game	290.2	285.7
Total Plays	935	878
Avg. Per Play	4.3	4.5
Net Yards Rushing	2147	1929
Avg. Per Game	153.4	137.8
Total Rushes	532	480
Net Yards Passing	2240	2377
Avg. Per Game	160.0	169.8
Sacked/Yards Lost	41/523	38/306
Gross Yards		
Att./Completions	362/183	360/181
Completion Pct.	50.6	50.3
Had Intercepted	12	20
Punts/Avg. Per Punt	81/41.9	80/36.9
Penalties/Yards	95/838	95/784
Fumbles/Ball Lost	28/18	30/17
Touchdowns		
Rushing	10	12
Passing	15	16
Retruns	1	1

Points Scored

Lions	54	49	61	82	0	246
Opponents	47	53	95	64	3	262

Scoring

Mann	0	0	0	0	25/29	14/21	0	67
Briscoe	4	0	4	0	0/0	0/0	0	24
Busey	4	2	2	0	0/0	0/0	0	24
Jaylar	4	4	0	0	0/0	0/0	0	24
Taylor	4	4	0	0	0/0	0/0	0	24
Sanders	3	0	0	0	0/0	0/0	0	18
King	2	2	0	0	0/0	0/0	0	12
Staggers	2	0	2	0	0/0	0/0	0	12
Bull	1	0	0	0	0/0	0/0	0	6
Davis	1	0	0	1	0/0	0/0	0	6
Johnson	1	0	0	1	0/0	0/0	0	6
O'Neil	1	0	0	1	0/0	0/0	0	6
Reed	1	1	0	0	0/0	0/0	0	6
B. Thompson	1	1	0	0	0/0	0/0	0	6
Price	0	0	0	0	0/0	0/0	1	2
Sum	29	10	15	4	25/29	14/21	1	240
Opponents	31	12	16	3	26/31	16/23	1	261

Rushing

Dussey	15	195	69	4.4	56t	2
Taylor	1	638	3.3	24	4	1
B. Thompson	51	268	5.3	48t	1	2
King	61	160	4.3	26	2	2
Reed	36	263	5.7	22	1	1
Landy	20	92	4.6	14	0	0
Masters	2	26	13.0	14	0	0
Janvis	1	0	0	0	0	0
Stuggins	4	-3	-0.8	7	2	0
Briscoe	2	-3	-0.7	6	0	0
Hooks	1	-8	-2.0	3	0	0
L. Thompson	1	-12	-12.0	12	0	0
Ums	532	2147	4	46t	10	10
Opponents	480	1929	4.0	57t	12	12

Receiving

Sanders	37	486	13.1	32	3
Jarvis	29	501	17.3	62	4
Briscoe	22	347	15.8	59†	4
Taylor	21	111	5.3	17	0
B. Thompson	19	122	6.4	22	0
Bussey	14	175	12.5	65†	2
Staggars	14	174	12.4	23	0
King	13	81	6.2	22	0
Farmer	6	86	14.3	22	0
Franklin	5	109	21.8	36	0
McMakin	2	43	21.5	30	0

Hooks

Lions		Opponents		183		2247		12.3		55t		15	
		181		2310		13.1				56t		16	
Passing	Att	Cmp	Yds	Cmp%	AvG	Td	Int	Int%	Yst	Sk/19	Sh	Yds	Rtg
Reed	191	86	1181	45.0	6.18	9	4.7	10	5.2	65t	14/19	59.3	
Munson	109	61	626	55.9	5.74	5	5.6	2	1.8	32	8/65	83.4	
Landry	56	31	403	55.4	7.20	1	0.0	0.0	0.0	36	17/25	84.6	
Concannon	1	1	30	50.0	15.00	0	0.0	0.0	0.0	30	1/9	106.3	
Briscove	2	0	0	0.0	0.0	0	0.0	0.0	0.0	0	0/0	2.1	
W. Weaver	2	0	0	0.0	0.0	0	0.0	0.0	0.0	2	0/2	2.1	
Lions	362	183	2240	50.6	6.19	15	4.1	12	3.3	65t	41/223	70.0	

Appendix

Interceptions	Int	Yds	Avg	Lg	Td
Barney	5	23	4.6	13	0
Jauron	4	39	9.8	38	0
Johnson	3	71	23.7	45	0
LaSlavic	2	12	6.0	10	0
Naumoff	2	11	5.5	9	0
Davis	1	67	67.0	67t	1
Hand	1	38	38.0	38	0
Weaver	1	31	31.0	31	0
Weger	1	23	23.0	23	0
Lions	20	315	15.8	67t	1
Opponents	12	82	6.8	29	1

Punting

Weaver	80	3361	42.0	61	1
Mann	1	34	34.0	34	0
Lions	81	3395	41.9	61	1
Opponents	80	2958	36.9	67	5

Punt Returns

West	22	8	219	10.0	43	0
Barney	8	3	80	10.0	30	0
Jauron	6	1	29	4.8	10	0
Lions	36	12	328	9.1	43	0
Opponents	41	5	524	12.8	52t	1

Kickoff Returns

b. Thompson	22	965	25.7	42	0
c. Thompson	6	171	22.5	33	0
King	3	117	19.5	29	0
Weger	3	42	14.0	20	0
West	2	41	20.5	25	0
Bussey	2	38	19.0	22	0
Hooks	2	8	4.0	8	0
Dunlap	1	19	19.0	19	0
Hennigan	1	13	13.0	13	0
Dennis	1	0	0.0	0	0
Lions	52	1114	21.4	42	0
Opponents	53	1084	20.5	49	0

Field Goals

Mann	1/1	6/6	4/9	3/5	0/0
Lions	1/1	6/6	4/9	3/5	0/0
Opponents	0/0	8/11	6/8	2/4	0/0

NFL Standings
NFC Central

NFL City	W	L	T	RT	PT	AFC Team	W	L	T	RT	PT
Detroit	7	7	0	500	245	Cincinnati	11	3	0	837	326
Green Bay	4	10	0	286	191	Houston	10	4	0	714	293
Chicago	4	10	0	286	226	Cleveland	3	11	0	214	218
San Francisco	11	3	0	786	356	AFC East					
St. Louis	11	3	0	786	356	Baltimore	10	4	0	714	395
Dallas	10	4	0	714	350	Miami	10	4	0	714	357
Washington	8	6	0	571	325	Buffalo	8	6	0	571	420
Philadelphia	8	6	0	571	325	New England	11	3	0	714	357
San Diego	10	4	0	714	350	N.Y. Jets	11	3	0	714	258
San Francisco	11	3	0	786	356	AFC West					
Los Angeles	12	2	0	857	312	Oakland	11	3	0	786	375
San Francisco	11	3	0	786	356	San Francisco	6	8	0	429	289
Atlanta	4	10	0	286	240	Kansas City	5	9	0	357	282
New Orleans	2	12	0	143	165	San Diego	2	12	0	143	189

Data deleted Min. 17-14, and LA deleted Std. 35-23, in AFC playoffs. Pit defeated LA, 37-7, for NFC title. Pit defeated Min. 21-17, for NFL title, SB-3.

IN 1975: *One Flew Over the Cuckoo's Nest* sweeps the Oscars for Best Picture, Director (Milos Forman), Actor (Jack Nicholson) and Actress (Louise Fletcher)



YEAR-BY-YEAR RESULTS

Detroitlions.com
Media.Detroitlions.com

1977

Record: 6-8, 3rd NFC Central

Date	W/L	Score	Opponent	Att
9/18	L	20-30	at Chicago	51,530
9/25	W	23-19	New Orleans	51,438
10/2	W	17-13	Philadelphia	57,236
10/9	L	7-14	at Minnesota	45,860
10/16	W	10-6	Green Bay	78,452*
10/23	L	7-28	at San Francisco	39,392
10/30	L	0-37	at Dallas	63,160
11/6	W	20-0	San Diego	72,559
11/13	L	6-17	at Atlanta	47,461
11/20	W	16-7	Tampa Bay	49,751
11/24	L	14-31	Chicago	71,737
12/4	L	9-10	at Green Bay	56,367
12/11	W	13-10	at Baltimore	45,124
12/17	L	21-30	Minnesota	78,452*

* Silverdome sellout

Usual Starters

Offense	Defense
WR 86 J.D. Hill	LE 82 Ken Sanders
LT 75 Jim Yarbrough	LT 80 Herb Orvis
LG 73 Russ Bolinger	RT 78 Doug English
C 63 Jon Morris	RE 83 Jim Mitchell
RG 62 Lynn Bodien	LLB 50 Paul Naumoff
TE 71 Craig Heitwig	MLB 55 Ed O'Neil
RT 81 David Hill	RLB 59 Charlie Weaver
WR 45 Ray Jarvis	LEB 28 James Hunter
QB 11 Greg Landry	RQB 20 Lem Barney
RB 25 Horace King	FS 26 Dick Jauron
BC 32 Rick Kane	SS 40 Charlie West

Team Statistics

	Det	Opp
Total First Downs	218	206
Rushing	94	93
Passing	103	103
Penalty	21	10
3rd Down Made/Att	79/226	74/206
3rd Down Pct.	35.0	35.9
Total Net Yards	3224	3772
Avg. Per Game	230.3	269.4
Total Plays	917	855
Avg. Per Play	3.5	4.4
Net Yards Rushing	1706	1905
Avg. Per Game	121.9	136.1
Total Rushes	479	521
Net Yards Passing	1518	1867
Avg. Per Game	108.4	133.4
Sacked/Yards Lost	54/44.1	32/25.6
Gross Yards	1959	2123
Att./Completions	384/191	302/161
Completion Pct.	49.7	53.3
Had Intercepted	16	19
Punts/Average	101/36.2	87/39.5
Penalties/Yards	86/652	88/770
Fumbles/Ball Lost	26/14	23/13
Touchdowns	23	31
Rushing	11	13
Passing	7	14
Returns	5	4

Points Scored

	Q1	Q2	Q3	Q4	OT	Pts
Lions	34	29	47	73	-	183
Opponents	48	25	56	53	-	252

Scoring

	TD	Ru	Pa	Rt	PAT	FG	S	Pts
Mike-Mayer	0	0	0	0	19/21	8/19	0	43
Bussey	5	4	1	0	0/0	0/0	0	30
Kane	4	4	0	0	0/0	0/0	0	24
D. Hill	2	0	2	0	0/0	0/0	0	12
Payton	2	0	2	0	0/0	0/0	0	12
Thompson	2	1	0	1	0/0	0/0	0	12
Blue	1	0	1	0	0/0	0/0	0	6
J.D. Hill	1	0	1	0	0/0	0/0	0	6
Jarvis	1	0	1	0	0/0	0/0	0	6
King	1	0	1	0	0/0	0/0	0	6
O'Neil	1	0	0	1	0/0	0/0	0	6
Pinciney	1	0	1	0	0/0	0/0	0	6
C. Sanders	1	0	1	0	0/0	0/0	0	6
English	0	0	0	0	0/0	0/0	1	2
Lions	23	11	7	5	19/23	8/19	1	183
Opponents	31	13	14	4	28/31	12/24	0	252

Rushing

	Att	Yds	Avg	Lg	TD
King	135	521	3.4	35	1
Kane	124	421	3.4	35	4
Bussey	85	338	4.0	31	1
Hubbard	38	150	3.9	16	1
Landry	25	99	4.0	13	0
Thompson	31	91	2.9	16	1
Danielson	7	62	8.9	16	0
Payton	4	13	3.3	14	0
D. Hill	4	10	2.5	14	0
Reed	3	4	1.3	2	0
Botton	1	3	3.0	0	0
Summers	1	0	0.0	0	0
Blue	1	-6	-6.0	-6	0
Lions	479	1706	3.6	35	11
Opponents	521	1905	3.7	32	13

Receiving

	Rec	Yds	Avg	Lg	TD
King	40	238	6.0	30	0
D. Hill	32	465	14.5	31	2
Jarvis	28	353	12.6	28	1
J.D. Hill	24	247	10.3	23	1
Kane	18	186	10.3	20	1
C. Sanders	14	170	12.1	24	0
Bussey	11	116	10.5	29	1
Blue	8	90	11.3	21	1
Thompson	7	42	6.0	18	0

Hubbard	6	36	6.0	18	0
Payton	2	10	5.0	14	0
Botton	1	6	6.0	6	0
Lions	191	1959	10.3	61	7
Opponents	161	2123	13.2	75	14

	Passing	Att	Cmp	Yds	Cmp%	Avg	TD	TD%	Int%	Lg	Sk/Y	Rtg
Landry	240	129	1359	56.3	5.66	6	2.5	7	2.9	39	34/202	68.9
Danielson	100	42	445	42.0	4.45	1	1.0	5	5.0	61	9/64	38.1
Reed	40	13	150	32.5	3.75	0	0.0	4	10.0	26	11/75	5.2
Summers	1	5	100.0	5.00	0.0	0	0.0	0	0.0	5	0/0	106.3
D. Hill	1	0	0.0	0.00	0.0	0	0.0	0	0.0	0	0/0	2.1
Payton	1	0	0.0	0.00	0.0	0	0.0	0	0.0	0	0/0	2.1
Thompson	1	0	0.0	0.00	0.0	0	0.0	0	0.0	0	0/0	2.1
Lions	384	191	1959	48.7	5.10	7	1.8	16	4.2	61	54/441	53.3
Opponents	302	161	2123	53.3	7.03	14	4.6	19	6.3	81	32/256	65.0

Interceptions	Int	Yds	Avg	Lg	TD
Hunter	6	104	17.3	28	0
Jauron	3	55	18.3	28	0
Barney	3	27	9.0	22	0
Pinciney	2	61	30.5	48rt	1
Johnson	2	51	25.5	32	0
Laslavic	1	14	14.0	14	0
West	1	7	7.0	7	0
Weaver	1	0	0.0	0	0
Lions	19	319	16.8	48rt	1
Opponents	16	207	12.9	50	1

Punting	Pnt	Yds	Avg	In	Lg	B
Summers	93	3420	36.8	6	51	0
Hoopes	6	235	39.2	0	48	0
Lions	101	3655	36.2	6	51	0
Opponents	87	3439	39.5	-	70	

Punt Returns	PR	FC	Yds	Avg	Lg	TD
Payton	27	0	273	10.1	87	1
Jauron	11	8	41	3.7	12	0
Rich	2	1	18	9.0	13	0
Kane	1	1	13	13.0	13	0
Blue	1	0	0	0.0	0	0
King	0	1	0	-	0	0
Barney	0	2	0	-	0	0
Lions	42	13	345	8.2	87	1
Opponents	62	16	535	8.6	70	1

Kickoff Returns	KR	Yds	Avg	Lg	TD
Payton	18	457	25.4	98	1
Kane	16	376	23.5	33	0
Bolton	6	86	14.3	26	0
Thompson	5	84	16.8	24	0
Rich	5	73	14.6	19	0
Hunter	4	95	23.8	30	0
Blue	1	24	24.0	24	0
Hubbard	1	18	18.0	18	0
Boden	1	14	14.0	14	0
Woodcock	1	12	12.0	12	0
Lions	83	2039	24.6	91	0
Opponents	68	1560	22.9	67	0

Field Goals

	Mike-Mayer	1-19	20-29	30-39	40-49	50+
Lions	0/0	2/5	3/7	3/7	0/0	0/0
Opponents	0/0	5/6	6/10	1/6	0/1	0/1

NFL Standings

NFC Central	W	L	T	Pct	Pts	OP	AFC Central	W	L	T	Pct	Pts	OP
Minnesota	9	5	0	.643	231	227	Pittsburgh	9	5	0	.643	283	243
Chicago	9	5	0	.643	255	253	Houston	8	6	0	.571	238	235
DETROIT	6	8	0	.429	183	252	Cincinnati	8	6	0	.571	299	230
Green Bay	4	10	0	.286	134	219	Cleveland	6	8	0	.429	269	267
Tampa Bay	2	12	0	.143	103	223	AFC East						
NFC East							Baltimore	10	4	0	.714	295	221
Dallas	12	2	0	.857	345	212	Miami	10	4	0	.714	313	197
Washington	9	5	0	.643	196	189	New England	9	5	0	.643	278	217
St. Louis	7	7	0	.500	272	287	NY Jets	3	11	0	.214	160	313
Philadelphia	5	9	0	.357	220	207	Buffalo	3	11	0	.214	191	300
NY Giants	5	9	0	.357	181	265	AFC West						
NFC West							Denver	12	2	0	.857	274	148
Los Angeles	10	4	0	.714	302	146	Oakland	11	3	0	.786	351	230
Atlanta	7	7	0	.500	179	129	San Diego	7	7	0	.500	202	205
San Francisco	5	9	0	.357	220	260	Seattle	5	9	0	.357	282	373
New Orleans	3	11	0	.214	232	336	Kansas City	2	12	0	.143	225	389

Dal. defeated Chi, 27-7, and Min. defeated LA, 14-7, in NFC playoffs. Dal. defeated Min, 23-6, for NFC title. Den. defeated Pitt, 34-21, and Oak. defeated Bal, 37-31, in AFC playoffs. Den. defeated Oak, 20-17, for AFC title. Dal. defeated Den, 27-10, for NFL title in SB XII.

IN 1977: Star Wars is the year's top box office attraction, earning a record \$193,500,000.



YEAR-BY-YEAR RESULTS

Detroitlions.com
Media.Detroitlions.com

1978

Record: 7-9, 3rd NFC Central

Date	W/L	Score	Opponent	Att
9/3	W	7-13	Green Bay	51,167
9/9	W	15-7	at Tampa Bay	64,445
9/17	L	0-19	Chicago	65,982
9/24	L	16-28	at Seattle	56,781
10/1	L	14-35	at Green Bay (MI)	54,601
10/8	L	19-21	Washington	60,355
10/15	L	0-14	at Atlanta	51,172
10/22	W	31-14	San Diego	54,031
10/29	W	21-17	at Chicago	53,376
11/5	L	7-17	at Minnesota	46,008
11/12	L	34-23	Tampa Bay	60,320
11/19	L	17-29	at Oakland	44,517
11/23	W	17-14	Denver	71,185
12/3	L	14-21	at St. Louis	39,200
12/9	W	45-14	Minnesota	78,685*
12/17	W	33-14	San Francisco	56,674

* Silverdome sellout

Usual Starters

Offense

WR	89	Luther Blue
TE	81	David Hill
LT	76	Karl Baldischwiler
LG	61	Homer Elias
C	54	Larry Tearny
RG	62	Lynn Boden
RT	74	Brad Dantes
WR	87	Fred Scott
QB	16	Gary Danielson
RB	24	Dexter Bussey
RB	25	Horace King

Pro Bowl Selections: Al Baker (DE), Doug English (DT), David Hill (TE)

Team Statistics

	Det	Opp
Total First Downs	269	276
Rushing	105	115
Passing	141	125
Penalty	23	25
3rd Down: Made/Att	75/236	76/220
3rd Down Pct.	31.8	34.5
Total Net Yards	4485	4483
Avg. Per Game	279.1	280.2
Total Plays	1001	970
Avg. Per Play	4.5	4.6
Net Yards Rushing	2163	2184
Avg. Per Game	135.2	136.5
Total Rushes	525	565
Net Yards Passing	2302	2299
Avg. Per Game	143.9	143.7
Sacked/Yards Lost	6	55/482
Gross Yards	2746	2781
Att./Completions	429/247	350/191
Completion Pct.	57.6	54.6
Had Intercepted	18	22
Punts/Average	87/42.0	87/40.2
Penalties/Yards	125/1003	128/1043
Fumbles/Ball Lost	35/15	41/19
Touchdowns	33	39
Rushing	12	18
Passing	19	19
Returns	2	2

Points Scored

	Q1	Q2	Q3	Q4	OT	Pts
Lions	70	106	57	57	-	290
Opponents	50	86	75	89	-	300

Scoring

	TD	Ru	Pa	Rt	PAT	FG	S	Pts
Ricardo	0	0	0	0	32/33	20/28	0	92
Bussey	6	5	1	0	0/0	0/0	0	36
King	6	4	2	0	0/0	0/0	0	36
Hill	4	0	4	0	0/0	0/0	0	24
J. Thompson	4	0	4	0	0/0	0/0	0	24
L. Thompson	4	0	4	0	0/0	0/0	0	24
Blue	2	0	2	0	0/0	0/0	0	12
Kane	2	0	2	0	0/0	0/0	0	12
Scott	2	0	2	0	0/0	0/0	0	12
Allen	1	0	0	1	0/0	0/0	0	6
Bradley	1	0	0	1	0/0	0/0	0	6
Gaines	1	0	0	0	0/0	0/0	0	6
Lions	33	12	19	2	32/33	20/28	0	290
Opponents	39	18	19	2	38/39	8/13	0	300

Rushing

	Att	Yds	Avg	Lg	TD
Bussey	155	824	4.1	36	5
King	199	860	4.3	75*	4
Gaines	54	178	3.3	12	1
Kane	44	153	3.5	19	2
Danielson	22	93	4.2	25	0
Scott	4	53	13.3	36	0
Landry	29	29	0.9	19	0
O'Neil	1	25	25.0	25	0
Hill	3	12	4.0	13	0
Blue	5	9	1.8	10	0
Derkyn	1	8	8.0	7	0
L. Thompson	1	7	7.0	7	0
J. Thompson	2	7	3.5	10	0
Beeton	2	5	2.5	3	0
Ristol	1	0	0.0	0	0
Lions	525	2163	4.1	75*	12
Opponents	565	2184	3.9	76*	18

Receiving

	Rec	Yds	Avg	Lg	TD
Hill	53	633	11.9	32	4
King	48	396	8.3	34	2
Scott	37	564	15.2	47	2
Blue	11	250	11.3	26	2
Bussey	31	275	8.9	18*	1
J. Thompson	18	175	9.7	21	4
Kane	16	161	10.1	26	0

L. Thompson

Games	10	167	16.7	45*	4
Jarvis	2	16	8.0	9	0
Lions	247	2746	11.1	47	19
Opponents	191	2781	14.6	55*	19

Passing

Danielson	351	199	2294	56.7	6.54	18	5.1	17	4.8	47t	25/237	73.6
Landry	77	48	452	62.3	5.87	1	1.3	1	1.3	20	21/205	77.4
Skidaway	1	0	0	0.0	0.00	0	0.0	0	0.0	0	0/0	2.1
King	0	0	0	0.0	0.00	0	0.0	0	0.0	0	1/2	-
Lions	429	247	2746	57.6	6.40	19	4.4	18	4.2	47t	47/444	73.9
Opponents	350	191	2781	54.6	7.95	19	5.4	22	6.3		55/482	72.6

Interceptions

Allen	5	70	14.0	27	0
O'Neil	4	49	12.3	31	0
Bradley	3	85	28.3	76†	1
Weaver	3	32	10.7	22	0
Hunter	2	-4	-2.0	0	0
Rhodes	1	24	24.0	24	0
Pinkney	1	22	22.0	22	0
Naumoff	1	12	12.0	12	0
Williams	1	2	2.0	2	0
Burns	1	0	0.0	0	0
Lions	22	282	13.3	76†	1
Opponents	18	75	4.2	23	0

Punting

Running	86	3654	42.5	18	63	1
Skidaway	87	3654	42.0	18	63	1
Lions	87	3500	40.2	19	59	0
Opponents						

Punt Returns

J. Thompson	16	2	161	10.1	35	0
Leonard	10	0	114	11.4	24	0
Scott	8	1	55	6.9	15	0
Blue	7	7	59	8.4	15	0
L. Thompson	3	1	19	6.3	9	0
Hunter	2	0	21	10.5	19	0
Williams	1	0	1	1.0	1	0
Lions	47	11	430	9.1	35	0
Opponents	54	8	467	8.6	49	0

Kickoff Returns

J. Thompson	14	346	24.7	42	0
L. Thompson	8	207	25.9	31	0
Kane	8	156	19.5	27	0
Blue	7	170	24.3	60	0
Terry	7	145	20.7	30	0
Scott	3	72	24.0	29	0
Callicott	2	12	6.0	10	0
Hunter	1	21	21.0	21	0
McGee	1	0	0.0	0	0
Lions	51	1129	22.1	60	0
Opponents	69	1424	20.6	77	0

Field Goals

	1-19	20-29	30-39	40-49	50+
Ricardo	3/3	7/7	6/8	4/9	0/1
Lions	3/3	7/7	6/8	4/9	0/1
Opponents	0/0	5/5	1/2	2/4	0/1

NFL Standings

NFC Central	W	L	T	Pct	Pts	OP
Minnesota	8	7	1	.531	294	306
Green Bay	8	7	1	.531	249	269
DETROIT	7	9	0	.438	250	300
Chicago	7	9	0	.438	253	274
Tampa Bay	5	11	0	.313	241	259

NFC East

	W	L	T	Pct	Pts	OP
Dallas	12	4	0	.750	384	208
Philadelphia	9	7	0	.563	270	250
Washington	8	8	0	.500	273	283
St. Louis	6	10	0	.375	248	296
NY Giants	6	10	0	.375	264	296

NFC West

	W	L	T	Pct	Pts	OP
Los Angeles	12	4	0	.750	316	245
Atlanta	9	7	0	.563	240	290
New Orleans	7	9	0	.438	281	298
San Francisco	2	14	0	.125	219	350

AFL defeated Phil. 14-13, in NFL wild card. Dal defeated Atl. 27-20, and LA defeated Min. 34-10, in NFC playoffs. Dal defeated LA, 28-0, for NFC title. Hou defeated Mia, 17-9, in AFC wild card. Hou defeated NE, 14-13, and Pit defeated Den, 33-10, in AFC playoffs. Pit defeated Hou, 34-5, for AFC title. Pit defeated Dal, 35-31, for NFL title in SB XIII.

IN 1978: John Paul I, 65, dies unexpectedly after 34 days as Pope.



YEAR-BY-YEAR RESULTS

Detroitlions.com
Media.Detroitlions.com

1979

Record: 2-14, 5th NFC Central

Date	W/L	Score	Opponent	Att
9/1	L	16-31	at Tampa Bay	68,225
9/9	L	24-27	Washington	54,991
9/16	L	10-31	at NY Jets	49,612
9/23	W	24-23	Atlanta	56,249
9/30	L	10-13	Minnesota	75,295
10/7	L	17-24	at N. England	60,629
10/14	L	16-24	at Green Bay (MI)	53,930
10/21	L	7-17	at New Orleans	57,428
10/28	L	17-20	Buffalo	61,911
11/4	L	7-35	at Chicago	50,108
11/11	L	14-16	Tampa Bay	70,461
11/18	L	7-14	at Minnesota	43,650
11/22	W	20-0	Chicago	66,219
12/2	L	7-44	at Philadelphia	66,128
12/9	L	10-28	Miami	76,087
12/15	L	13-18	Green Bay	57,376

Usual Starters

Offense			Defense		
WR	87	Fred Scott	LE	75	Dave Purefoy
TE	81	David Hill	LT	71	Dave Gallagher
LT	76	Karl Baldschwiler	RT	78	Doug English
LG	61	Homer Elias	RE	60	Al Baker
C	54	Larry Teary	LLB	55	Ed O'Neil
RG	73	Russ Bolinger	MLB	59	Charlie Weaver
RT	70	Keith Denver	RLB	51	James Harrell
WR	18	Gene Washington	LCB	21	Walt Williams
OB	19	Jeff Komlo	RCB	27	Luther Bradley
HB	24	Dexter Bussey	FS	28	James Hunter
FB	36	Bo Robinson	SS	40	Jimmy Allen

Pro Bowl Selections: Al Baker (DE), David Hill (TE)

Team Statistics		Det	Opp
Total First Downs		227	311
Rushing		85	142
Passing		131	128
Penalty		11	41
3rd Down Made/Att		75/231	81/240
3rd Down Pct.		32.5	33.8
Total Net Yards		4013	4957
Avg. Per Game		250.8	309.8
Total Plays		944	1085
Avg. Per Play		4.3	4.6
Net Yards Rushing		1677	2515
Avg. Per Game		104.8	157.2
Total Rushes		27	638
Net Yards Passing		2336	2442
Avg. Per Game		146.0	152.6
Sacked/Yards Lost		51/439	45/345
Gross Yards		2775	2787
Att./Completions		452/218	402/220
Completion Pct.		48.2	54.7
Yards Interceded		27	14
Punts/Average		98/40.1	83/40.0
Penalties/Yards		110/897	118/972
Fumbles/Ball Lost		37/19	30/12
Touchdowns		27	42
Rushing		11	22
Passing		14	15
Returns		2	5

Points Scored		Q1	Q2	Q3	Q4	OT	Pts
Lions		41	56	48	74	-	219
Opponents		44	115	110	96	-	365

Scoring	TD	Ru	Pa	Rt	PAT	FG	S	Pts
Ricardo	0	0	0	0	25/26	10/18	0	55
Kane	5	4	1	0	0/0	0/0	0	30
Scott	5	0	5	0	0/0	0/0	0	30
Hill	3	0	3	0	0/0	0/0	0	18
Komlo	2	2	0	0	0/0	0/0	0	12
Robinson	2	2	0	0	0/0	0/0	0	12
Thompson	2	0	2	0	0/0	0/0	0	12
Blue	1	0	1	0	0/0	0/0	0	6
Bussey	1	1	0	0	0/0	0/0	0	6
Gay	1	0	0	1	0/0	0/0	0	6
S. Hunter	1	1	0	0	0/0	0/0	0	6
King	1	1	0	0	0/0	0/0	0	6
Norris	1	0	1	0	0/0	0/0	0	6
G. Washington	1	0	1	0	0/0	0/0	0	6
Williams	1	0	0	1	0/0	0/0	0	6
English	0	0	0	0	0/0	0/0	0	0
Lions	27	11	14	2	25/27	10/18	1	219
Opponents	42	22	15	5	41/42	24/36	0	365

Rushing	Att	Yds	Avg	Lg	TD
Bussey	144	625	4.3	38	1
Kane	94	332	3.5	26	4
Robinson	87	302	3.5	29	2
King	39	180	4.1	23	1
Komlo	30	107	3.6	16	2
Gaines	23	55	2.4	6	0
G. Washington	1	24	24.0	24	0
Thompson	5	24	4.8	16	0
Scott	6	21	3.5	18	0
Hill	1	15	15.0	15	0
Reed	2	11	5.5	11	0
Callicutt	3	6	2.0	6	0
S. Hunter	2	3	1.5	2	1
Gostelyn	1	0	0.0	0	0
O'Neil	1	0	0.0	0	0
Swider	1	0	0.0	0	0
Blue	1	-8	-8.0	-8	0
Lions	441	1677	3.8	38	11
Opponents	638	2515	3.9	55t	22

Receiving	Rec	Yds	Avg	Lg	TD
Scott	62	929	15.0	50	5
Hill	47	569	12.1	40	3

Thompson	24	451	18.8	82	2
King	18	150	8.3	30	0
Bussey	15	102	6.8	22	0
G. Washington	14	192	13.7	29t	1
Robinson	14	118	8.4	14	0
Kane	9	104	11.6	36	1
Blue	8	102	12.8	36	1
Norris	4	43	10.8	34	1
Callicutt	2	16	8.0	11	0
Bolinger	1	-1	-1.0	0	0
Lions	218	2775	12.7	82	14
Opponents	220	2787	12.7	86t	15

Passing	Att	Cmp	Yds	Cmp%	AVG	TD	Int%	Int%	Lg	Sk/Y	Rtg
Komlo	368	183	2238	49.7	6.08	11	3.0	23	6.3	40/361	52.8
S. Hunter	41	18	321	43.9	7.83	1	2.4	1	2.4	82/433	69.3
Reed	32	14	164	43.8	5.13	2	6.3	1	3.1	50/277	68.1
Gostelyn	9	2	16	22.2	1.78	0	2.2	2	15	18/18	64.6
Swider	1	1	36	100.0	36.00	0	0.0	0	36	0/0	25.9
Skladany	1	0	0	0.0	0.00	0	0.0	0	0	0/0	2.1
Lions	452	218	2775	48.2	6.14	14	3.1	27	6.0	51/439	53.2
Opponents	402	220	2787	54.7	6.93	15	3.7	14	3.1	45/345	74.5

Interceptions	Int	Yds	Avg	Lg	TD
Bradley	4	11	2.8	11	0
J. Allen	4	0	0.0	0	0
J. Hunter	1	6	2.0	6	0
Williams	2	39	19.5	36t	1
Weaver	1	17	17.0	17	0
Lions	14	73	5.2	36t	1
Opponents	27	396	14.7	52t	2

Punting	Pnt	Yds	Avg	Int	Lg	B
Swider	68	3523	40.0	13	72	0
Skladany	10	406	40.6	0	52	0
Lions	98	3929	40.1	15	72	0
Opponents	83	3316	40.0	15	56	0

Punt Returns	PR	FC	Yds	Avg	Lg	TD
Arnold	19	4	164	8.6	27	0
Thompson	9	3	117	13.0	31	0
Ellis	8	0	43	5.4	15	0
Callicutt	4	4	25	6.3	13	0
Woods	2	0	12	6.0	9	0
Leonard	1	0	6	7.0	7	0
Lewis	1	0	5	5.0	5	0
Pesut	1	0	-1	-1.0	-1	0
Lions	45	11	372	8.3	31	0
Opponents	57	15	440	7.7	77t	1

Kickoff Returns	KR	Yds	Avg	Lg	TD
Arnold	23	539	23.4	69	0
Callicutt	24	406	16.9	31	0
Kane	13	281	21.6	37	0
Thompson	6	151	25.2	26	0
Leonard	3	70	23.3	28	0
King	2	36	18.0	20	0
Woods	2	34	17.0	17	0
Fanetti	2	18	9.0	17	0
Blue	1	26	26.0	26	0
Robinson	1	8	8.0	8	0
Gay	0	0	0.0	0	0
Lions	78	1569	20.1	69	0
Opponents	51	987	19.4	92t	1

Field Goals	1-19	20-29	30-39	40-49	50+
Ricardo	0/0	4/4	4/4	2/8	0/2
Lions	0/0	4/4	4/4	2/8	0/2
Opponents	0/1	9/10	9/11	6/12	0/2

NFL Standings											
NFC Central					AFC Central						
W	L	T	Pct	Pts	OP	W	L	T	Pct	Pts	
Tampa Bay	10	6	0	625	273	Pittsburgh	12	4	0	750	416
Chicago	10	6	0	625	306	Houston	11	5	0	688	352
Minnesota	7	9	0	438	259	Cleveland	9	7	0	563	359
Green Bay	5	11	0	313	246	Cincinnati	4	12	0	250	337
DETROIT	2	14	0	125	219	AFC East					
NFC East					AFC East						
Dallas	11	5	0	688	371	Miami	10	6	0	625	341
Philadelphia	11	5	0	688	339	New England	9	7	0	583	411
Washington	10	6	0	625	348	NY Jets	8	9	0	500	337
NY Giants	6	10	0	375	237	Buffalo	7	9	0	436	288
St. Louis	5	11	0	313	307	Baltimore	5	11	0	313	271
NFC West					AFC West						
Los Angeles	9	7	0	563	323	San Diego	12	4	0	750	411
New Orleans	8	8	0	500	370	Denver	10	6	0	625	280
Atlanta	6	10	0	375	300	Seattle	9	7	0	563	378
San Francisco	2	14	0	125	308	Oakland	9	7	0	563	365
						Kansas City	7	9	0	438	238

Pit defeated Chi, 27-17, in NFC wild card. TB defeated Ph, 24-17, and LA defeated M, 21-19, in NFC playoffs. LA defeated TB, 9-0, for NFC title. Houston defeated Den, 13-7, in AFC wild card. Hou defeated SD, 17-14, and Pit defeated LA, 34-14, in AFC playoffs. Pit defeated Hou, 27-13, for AFC title. Pit defeated LA

Phi defeated Chi, 27-17, in NFC wild card. TB defeated Phi, 24-17, in AFC wild card. Hou defeated Den, 13-7, in AFC wild card. Hou defeated SD, 17-14, and Pit defeated Maa, 34-14, in AFC playoffs. Pit defeated Hou, 27-13, for AFC title. Pit defeated LA, 31-19, for NFL title in SB XIV.

IN 1979: Nuclear power plant accident at Three Mile Island, Pa., releases radioactive compounds into the atmosphere.



YEAR-BY-YEAR RESULTS

Detroitlions.com
Media.Detroitlions.com

1980

Record: 9-7, 2nd NFC Central

Date	W/L	Score	Opponent	Att
9/7	W	41-20	at Los Angeles	64,892
9/14	W	29-7	at Green Bay (MII)	53,099
9/21	W	20-7	St. Louis	80,027
9/28	W	27-7	Minnesota	80,291*
10/5	L	28-43	at Atlanta	57,625
10/12	W	24-13	New Orleans	78,147*
10/19	L	7-24	at Chicago	58,508
10/26	L	17-20	at Kansas City	59,391
11/2	W	17-13	San Francisco	78,845*
11/9	L	0-34	at Minnesota	46,264
11/16	L	9-10	Baltimore	77,677*
11/23	W	24-10	at Tampa Bay	64,976
11/27	L	17-23ot	Chicago	75,397*
12/7	L	23-24	at St. Louis	46,966
12/14	W	27-14	Tampa Bay	77,098*
12/21	W	24-3	Green Bay	75,111*

* Silverdome sellout

Usual Starters

Offense	Defense
WR 87 Fred Scott	LT 75 Dave Purefoy
LT 76 Karl Baldschwiler	LT 75 William Gay
LG 61 Homer Elias	RE 60 Al Baker
C 65 Amas Fowler	LLB 59 Charlie Weaver
RG 73 Russ Bolinger	MLB 57 Ken Fantetti
RT 70 Keith Dorney	RLB 52 Stan White
TE 81 David Hill	RCB 27 Wayne Smith
WR 39 Leonard Thompson	RCB 28 James Hunter
QB 16 Gary Danielson	FS 23 Ray Oldham
RB 20 Billy Sims	SS 40 Jimmy Allen
RB 24 Dexter Bussey	

Pro Bowl Selections: Al Baker (DE), Eddie Murray (K), Billy Sims (RB)

Team Statistics

Team Statistics	Det	Opp
Total First Downs	308	255
Rushing	143	100
Passing	143	143
Penalty	22	22
3rd Down: Made/Att	106/237	84/223
3rd Down Pct.	44.7	37.7
Total Net Yards	5540	4533
Avg. Per Game	346.3	283.3
Total Plays	1040	955
Avg. Per Play	5.3	4.7
Net Yards Rushing	2599	1599
Avg. Per Game	162.4	99.9
Total Rushes	572	449
Net Yards Passing	2941	2934
Avg. Per Game	183.8	183.4
Sacked/Yards Lost	45/246	44/200
Gross Yards	3287	3234
Att./Completions	423/248	462/256
Completion Pct.	58.6	55.4
Held Intercepted	12	23
Punts/Average	73/41.6	93/41.6
Penalties/Yards	104/844	98/815
Fumbles/Ball Lost	40/19	20/11
Touchdowns	36	32
Rushing	21	9
Passing	13	14
Returns	2	9

Points Scored

Points Scored	Q1	Q2	Q3	Q4	OT	Pts
Lions	40	93	59	142	0	334
Opponents	61	98	36	71	6	272

Scoring

Scoring	TD	Ru	Pa	Rt	PAT	FG	S	Pts
Murray	0	0	0	0	35/36	27/42	0	116
Sims	16	13	3	0	0/0	0/0	0	96
Scott	5	1	4	0	0/0	0/0	0	30
Bussey	3	3	0	0	0/0	0/0	0	18
L. Thompson	3	0	3	0	0/0	0/0	0	18
R. Williams	3	1	1	0	0/0	0/0	0	18
Danielson	2	2	0	0	0/0	0/0	0	12
King	2	1	1	0	0/0	0/0	0	12
Hill	1	0	1	0	0/0	0/0	0	6
Oldham	1	0	0	1	0/0	0/0	0	6
Cole	0	0	0	0	0/0	0/0	0	0
Lions	36	21	13	2	35/36	27/42	1	334
Opponents	32	9	14	9	30/31	16/21	0	272

Rushing

Rushing	Yds	Avg	Lg	TD
Sims	313	13.03	42	52
Bussey	145	7.20	50	40
Danielson	48	23.2	48	33
Kane	51	12.5	40	22
Scott	5	8.6	17.2	48t
L. Thompson	6	6.1	10.2	30
King	18	5.7	3.2	8
R. Williams	2	1.7	8.5	11t
Robinson	5	2	0.7	4
J. Thompson	1	-4	-4.0	-4
Lions	572	25.99	4.5	52
Opponents	449	15.99	3.6	21

Receiving

Receiving	Rec	Yds	Avg	Lg	TD
Scott	53	834	15.7	43t	4
Sims	51	621	12.2	57t	3
Hill	39	424	10.9	29	1
Bussey	39	364	9.3	30	0
L. Thompson	19	511	26.9	79t	3
King	19	184	9.7	29	1
J. Thompson	11	137	12.5	19	0
R. Williams	10	146	14.6	22t	1
Kane	5	26	5.2	9	0
Friede	21	21	1.0	1	0
Callicutt	1	19	19.0	19	0
Lions	248	3287	13.3	87t	13
Opponents	256	3234	12.6	67t	14

Passing	Att	Cmp	Yds	Cmp%	Avg	TD	Int	Int%	Lg	Sk/Y	Rtg
Danielson	417	244	3223	58.5	7.73	13	31	11	2.6	67t	44/330
Kornio	4	2	26	50.0	6.50	0	0	1	25.0	20	0/0
Skidaway	2	2	38	100.0	19.00	0	0	0	0	0	164.6
R. Williams	0	0	0	0.0	0.0	0	0	0	0	0	1.8
Lions	423	248	3287	58.6	7.77	13	31	12	2.8	67t	45/346
Opponents	462	256	3234	55.4	7.00	14	30	23	5.0	67	44/300

Interceptions

Interceptions	Int	Yds	Avg	Lg	TD
Allen	6	38	6.3	23	0
Hunter	6	20	3.3	13	0
Oldham	3	39	13.0	29t	1
White	2	22	11.0	15	0
Smith	1	23	23.0	23	0
W. Williams	1	19	19.0	19	0
Fantetti	1	10	10.0	10	0
Baker	1	0	0.0	0	0
Bradley	1	0	0.0	0	0
Weaver	1	-3	-3.0	-3	0
Lions	23	168	7.3	29t	1
Opponents	12	173	14.4	67t	1

Punting

Punting	Pnt	Yds	Avg	In	Lg	B
Lions	72	3036	42.2	16	67	1
Opponents	93	3865	41.6	16	56	0

Punt Returns

Punt Returns	PR	FC	Yds	Avg	Lg	TD
R. Williams	27	4	259	9.6	53	0
Arnold	28	6	204	7.3	19	0
Callicutt	1	0	0	0.0	0	0
Lions	56	10	463	8.3	53	0
Opponents	38	8	300	7.9	57t	1

Kickoff Returns

Kickoff Returns	KR	Yds	Avg	Lg	TD
Kane	23	495	21.5	62	0
Callicutt	16	301	18.8	31	0
R. Williams	9	228	25.3	31	1
Arnold	9	145	16.1	33	0
Lions	57	1169	20.5	91t	1
Opponents	64	1289	20.1	101t	3

Field Goals

Field Goals	1-19	20-29	30-39	40-49	50+
Murray	0/1	9/9	10/13	7/15	1/4
Lions	0/1	9/9	10/13	7/15	1/4
Opponents	1/1	7/8	4/6	3/4	1/2

NFC Standings

NFC Central	W	L	T	Pct.	Pts	OP
Minnesota	9	7	0	.563	317	308
DETROIT	9	7	0	.563	334	272
Dallas	7	9	0	.438	304	264
Tampa Bay	5	10	1	.344	271	341
Green Bay	5	10	1	.344	231	371
NFC East	W	L	T	Pct.	Pts	OP
Philadelphia	12	4	0	.750	384	222
Dallas	12	4	0	.750	454	311
Washington	6	10	0	.375	261	293
St. Louis	5	11	0	.313	299	350
NY Giants	4	12	0	.250	249	350
NFC West	W	L	T	Pct.	Pts	OP
Atlanta	12	4	0	.750	405	272
Los Angeles	11	5	0	.688	424	289
San Francisco	6	10	0	.375	320	415
New Orleans	15	2	0	.883	291	487

AFC Central	W	L	T	Pct.	Pts	OP
Cleveland	11	5	0	.688	357	310
Houston	11	5	0	.688	295	251
Pittsburgh	9	7	0	.563	352	313
Cincinnati	6	10	0	.375	244	312
AFC East	W	L	T	Pct.	Pts	OP
Buffalo	11	5	0	.688	320	260
New England	10	6	0	.625	441	325
Miami	8	8	0	.500	266	305
NY Jets	4	12	0	.250	302	395
AFC West	W	L	T	Pct.	Pts	OP
San Diego	11	5	0	.688	418	327
Oakland	11	5	0	.688	364	306
Kansas City	8	8	0	.500	319	336
Denver	8	8	0	.500	310	323
Seattle	4	12	0	.250	291	408

Dal defeated LA, 24-13, in NFC wild card. Phi defeated Min, 31-16, and Dal defeated Atl, 30-27, in NFC playoffs. Phi defeated Dal, 20-7, for NFC title. Oak defeated Hou, 27-7, in AFC wild card. SD defeated Buf, 20-14, and Oak defeated Cle, 14-12, in AFC playoffs. Oak defeated SD, 34-27, for AFC title. Oak defeated Phi, 27-10, for NFL title in SB XV.

IN 1980: The U.S. Olympic hockey team stuns the sports world, capturing the gold medal at Lake Placid.



YEAR-BY-YEAR RESULTS

Detroitlions.com
Media.Detroitlions.com

1981

Record: 8-8, 2nd NFC Central

Date	W/L	Score	Opponent	Att
9/6	W	24-17	San Francisco	62,123
9/13	L	23-28	at San Diego	51,624
9/20	L	24-26	at Minnesota	45,350
9/27	W	16-0	Oakland	77,919*
10/4	L	10-28	at Tampa Bay	71,733
10/11	L	21-27	at Denver	74,816
10/19	W	48-17	Chicago	71,273
10/25	W	31-27	Green Bay	76,063*
11/1	L	13-20	at Los Angeles	61,814
11/8	L	31-33	at Washington	52,096
11/15	W	27-24	Dallas	79,694*
11/22	W	23-7	at Chicago	50,082
11/28	W	27-10	Kansas City	76,735*
12/6	L	17-31	at Green Bay	54,481
12/12	W	45-7	Minnesota	79,428*
12/20	L	17-20	Tampa Bay	80,444*

* Silverdome sellout

Usual Starters

Offense

WR	87	Fred Scott
LT	76	Karl Baudschwiler
LG	61	Homer Elias
C	65	Amas Fowler
RG	73	Russ Bolinger
RT	70	Keith Dorney
TE	81	David Hill
WR	39	Leonard Thompson
QB	17	Eric Hipple
RB	20	Billy Sims
RB	24	Dexter Bussey

Defense

DE	75	Dave Purefoy
LT	79	William Gay
RE	78	Doug English
RE	60	Al Baker
LLB	53	Garry Cobb
MLB	57	Ken Fantetti
RLB	52	Stan White
LCB	27	Wayne Smith
RCB	28	James Hunter
FS	35	Jimmy Allen
SS	23	Ray Oldham

Pro Bowl Selections: Doug English (DT), Billy Sims (RB), Tom Skladany (P)

Team Statistics

Total First Downs	340
Rushing	167
Passing	150
Penalty	23
3rd Down: Made/Att	84/214
3rd Down Pct.	39.3

Possession Avg.

Total Net Yards	31,355
Avg. Per Game	593.3
Total Plays	370.8
Avg. Per Play	107.6
Net Yards Rushing	2795
Avg. Per Game	84/214
Total Rushes	39.3
Net Yards Passing	31,355
Avg. Per Game	593.3
Sacked/Yards Lost	44/337
Gross Yards	3475
Att./Completions	436/228
Completion Pct.	52.3
Had Intercepted	23

Punts/Average

Penalties/Yards	64/43.5
Fumbles/Ball Lost	11/390
Touchdowns	46
Rushing	26
Passing	18
Returns	2

Points Scored

Lions	81
Opponents	72

Scoring

Murray	0
Sims	15
Hipple	7
Scott	5
Hill	4
L. Thompson	4
Kane	3
Danielson	2
Hall	1
King	1
Martin	1
Nichols	1
Porter	1
V. Thompson	1
Lions	46
Opponents	38

Penalties/Yards

TD	0
Ru	0
Pa	0
Rt	0
PAT	46/46
S	25/35
O	0
OT	0
Pts	121

Fumbles/Ball Lost

TD	0
Ru	0
Pa	0
Rt	0
PAT	46/46
S	25/35
O	0
OT	0
Pts	121

Points Scored

Q1	02
Q2	03
Q3	04
Q4	05
OT	06
Pts	322

Rushing

Att	Yds	Avg	Lg	TD
Sims	296	143.7	4.9	51
Bussey	105	44.6	4.2	23
Kane	77	33.2	4.3	20
V. Thompson	35	21.1	4.7	10
Hipple	41	16.8	4.1	18
L. Thompson	10	7.5	7.5	21
Nichols	3	5.0	16.7	30
King	7	2.5	3.6	7
Scott	7	2.5	3.6	10
Danielson	9	2.3	2.6	11t
Komlo	6	3.3	0.5	5
Lions	596	279.5	4.7	51
Opponents	469	162.3	3.5	69t

Receiving

Rec	Yds	Avg	Lg	TD
Scott	53	102.2	19.3	48
Hill	33	46.2	14.0	34
L. Thompson	30	55.0	18.3	94t
Sims	28	45.1	16.1	81t
King	20	21.1	10.6	11
Kane	18	18.7	10.4	40
Bussey	18	9.2	5.1	16
Nichols	10	22.2	22.2	59

Record

Norris	8
V. Thompson	4
Porter	3
Callicut	2
Cobb	2
Lions	228
Opponents	261

Passing

Att	Cmp	Yds	Cmp%	Avg	TD	Int%	Int%	Lg	Sk/Y	Rtg
Hipple	279	140	2358	50.2	8.45	14	5.0	15	54	94t
Danielson	96	56	784	58.3	8.17	3	3.1	5	42	128t
Komlo	57	29	290	50.9	5.09	1	1.8	3	5.3	46
Skidany	3	3	43	100.0	14.33	0	0.0	0	0.0	19
Scott	1	0	0	0.0	0.0	0	0.0	0	0.0	2.1
Lions	436	228	3475	52.3	7.97	18	4.1	23	5.3	94t
Opponents	475	261	3596	54.9	7.57	22	4.6	24	5.1	95t

Interceptions

Int	Yds	Avg	Lg	TD
Allen	9	12.3	13.9	34
White	4	3.7	9.3	16
Cobb	3	3.2	10.7	17
Fantetti	2	1.8	9.0	17
Hall	1	60	60.0	60t
Oldham	1	10	10.0	10
Baker	1	9	9.0	9
Bradley	1	0	0.0	0
Gray	1	0	0.0	0
Hunter	1	-3	-3.0	-3
Lions	24	285	11.9	60t
Opponents	23	274	11.9	92t

Punting

Pnt	Yds	Avg	Int	Lg
Skidany	64	27.84	43.5	21
Lions	64	27.84	43.5	21
Opponents	61	34.71	42.9	16

Punt Returns

PR	FC	Yds	Avg	Lg	TD
Martin	52	8	450	8.7	45t
Porter	52	9	450	8.7	45t
Lions	39	6	299	7.7	39

Kickoff Returns

KR	Yds	Avg	Lg	TD
Hill	25	52.5	21.0	36
Martin	25	50.9	20.4	34
Nichols	4	74	18.5	26
King	3	33	11.0	14
Callicut	2	23	11.5	12
Harrell	1	0	0.0	0
Lee	1	0	0.0	0
Lions	61	1164	19.1	36
Opponents	70	1257	18.0	45

Field Goals

Murray	1-19	20-29	30-39	40-49	50+
Lions	1/1	5/5	9/14	7/11	3/4
Opponents	0/0	8/9	7/9	4/5	0/0

NFL Standings

NFC Central

W	L	T	Pct	Pts	OP
Tampa Bay	9	7	0	563	315
Detroit	8	8	0	500	397
Green Bay	8	8	0	500	324
Minnesota	7	9	0	438	325
Chicago	6	10	0	375	353

AFC Central

W	L	T	Pct	Pts	OP
Cincinnati	12	4	0	750	421
Pittsburgh	8	8	0	500	356
Houston	7	9	0	438	281
Cleveland	5	11	0	313	276

NFC East

W	L	T	Pct	Pts	OP
Dallas	12	4	0	750	367
Philadelphia	10	6	0	625	368
NY Giants	9	7	0	563	285
Washington	8	8	0	500	347
St. Louis	7	9	0	438	315

AFC East

W	L	T	Pct	Pts	OP
Miami	11	4	1	719	345
NY Jets	10	5	1	656	355
Buffalo	10	6	0	625	311
Baltimore	2	14	0	125	259
New England	2	14	0	125	322

NFC West

W	L	T	Pct	Pts	OP
San Francisco	13	3	0	813	357
Atlanta	7	9	0	438	426
San Diego	6	10	0	375	303
New Orleans	4	12	0	250	207
Seattle	6	10	0	375	323

AFC West

W	L	T	Pct	Pts	OP
San Diego	10	6	0	625	478
Denver	10	6	0	625	321
Kansas City	9	7	0	563	343
Oakland	7	9	0	438	273
Seattle	6	10	0	375	323

IN 1981: U.S.-Iran agreement frees 52 hostages held in Tehran since 1979.



YEAR-BY-YEAR RESULTS

Detroitlions.com
Media.Detroitlions.com

1982

Record: 4-5, 4th NFC Central

Date	W/L	Score	Opponent	Att
9/12	W	17-10	at Chicago	71,337
9/19	W	19-14	at L.A. Rams	59,470
11/21	L	17-20	at Chicago	46,783
11/25	L	6-13	NY Giants	64,348
12/6	L	13-28	NY Jets	79,361
12/12	W	30-10	at Green Bay	51,875
12/19	L	31-34	Minnesota	73,058
12/26	L	21-23	at Tampa Bay	65,997
1/2	W	27-24	Green Bay	64,377
NFC Playoffs				
1/8	L	7-31	at Washington	55,045

Usual Starters

Offense	Defense
WR 87 Fred Scott	LE 75 Dave Purefoy
LT 72 Chris Dietrich	LT 79 William Gay
LG 61 Homer Elias	RT 78 Doug English
C 65 Arnes Fowler	RE 60 Al Baker
RG 67 Don Greco	LLB 53 Garry Cobb
RT 70 Keith Dorney	MLB 57 Ken Fantetti
TE 80 Ulysses Daniels	RLB 52 Stan White
WR 39 Leonard Thompson	LCB 27 Bobby Watkins
OB 16 Gary Darnell	RCB 28 James Hunter
RB 20 Billy Sims	FS 35 Alvin Hall
RB 24 Dexter Bussey	SS 23 Ray Oldham

Pro Bowl Selections: Keith Dorney (T), Doug English (DT), Billy Sims (RB)

Team Statistics

Total First Downs	Det	Opp
Rushing	60	162
Passing	83	96
Penalty	17	12
3rd Down Made/Att	42/126	50/129
Possession Avg.	30:12	29:48
Total Net Yards	2534	2722
Avg. Per Game	281.6	302.4
Total Plays	598	591
Avg. Per Play	4.2	4.6
Net Yards Rushing	1022	854
Avg. Per Game	113.6	94.9
Total Rushes	283	371
Net Yards Passing	1512	1868
Avg. Per Game	168.0	207.6
Sacked/Yards Lost	30/242	32/220
Gross Yards	1754	2098
Att./Completions	285/136	188/155
Completion Pct.	47.7	53.8
Had Intercepted	18	18
Punts/Average	48/40.9	46/39.8
Net Punting Avg.	33.9	32.5
Penalties/Yards	58/548	74/605
Fumbles/Ball Lost	23/8	21/8
Touchdowns	19	6
Rushing	12	11
Returns	2	3

Points Scored

Lions	O1	O2	O3	O4	OT	Pts
Lions	72	31	37	41	-	181
Opponents	24	58	33	61	-	176

Scoring

TD	Ru	Pa	Rt	PAT	FG	S	Pts
Murray	0	0	0	0	16/16	11/12	0
Hill	4	4	0	0	0/0	0/0	24
Sims	4	4	0	0	0/0	0/0	24
L. Thompson	4	0	4	0	0/0	0/0	24
Thomas	0	0	0	0	3/3	5/5	0
Nichols	2	0	2	0	0/0	0/0	12
Hall	1	0	0	1	0/0	0/0	6
King	1	0	1	0	0/0	0/0	6
Oldham	1	0	0	1	0/0	0/0	6
Rubick	1	1	0	0	0/0	0/0	6
Scott	1	0	1	0	0/0	0/0	6
Lions	19	5	12	2	19/19	16/17	0
Opponents	20	6	11	3	20/20	12/21	0

Rushing

Att	Yds	Avg	Lg	TD
Sims	172	639	3.7	25
Bussey	48	136	2.8	10
Danielson	23	92	4.0	16
King	18	67	3.7	25
Hipple	10	57	5.7	20
Kane	7	17	2.4	6
L. Thompson	2	16	8.0	13
Nichols	1	3	3.0	7
Rubick	1	1	1.0	1t
Scott	1	-6	-6.0	-6
Lions	283	1022	3.6	29
Opponents	271	854	3.2	18

Receiving

Rec	Yds	Avg	Lg	TD
Sims	34	342	10.1	52
Hill	22	252	11.5	27
L. Thompson	17	328	19.3	70t
Bussey	16	138	8.6	21
Scott	13	231	17.8	36
T. Porter	9	124	13.8	23
King	9	74	8.2	14
Nichols	8	146	18.3	48t
Norris	3	51	17.0	30
Kane	1	25	8.3	12
Cobb	1	25	25.0	25
Martin	1	18	18.0	18
Lions	136	1754	12.9	70t
Opponents	155	2098	13.5	85t

Passing	Att	Cmp	Yds	Cmp%	Avg	TD	TD%	Int%	Int	Lg	Sk/Y	Rtg
Danielson	197	100	1343	50.8	6.82	10	5.1	14	7.1	70t	19/145	60.3
Hipple	86	36	411	41.9	4.78	2	2.3	4	4.7	52	11/87	45.0
T. Porter	1	0	0	0.0	0.00	0	0.0	0	0.0	0	0/0	39.5
Skidaway	1	0	0	0.0	0.00	0	0.0	0	0.0	0	0/0	39.5
Lions	285	136	1754	47.7	6.15	12	4.2	18	6.3	70t	30/242	55.5
Opponents	288	155	2098	53.8	7.29	11	3.8	18	6.3	85t	32/230	63.7

Interceptions	Int	Yds	Avg	Lg	TD
Watkins	5	22	4.4	20	0
Hipple	3	21	7.0	18	0
Hunter	2	36	18.0	36	0
Cobb	2	12	6.0	12	0
Oldham	1	35	35.0	35t	1
Smith	1	10	10.0	10	0
Gay	1	7	7.0	7	0
Gray	1	5	5.0	5	0
Williams	1	4	4.0	4	0
Lions	1	2	2.0	2	0
Opponents	10	173	17.3	49	1

Punting	Pnt	Yds	Avg	Net	TB	In	Lg	B
Skidaway	36	1483	41.2	-	3	6	58	0
James	12	481	40.1	-	3	3	50	0
Lions	48	1964	40.9	33.9	5	9	59	0
Opponents	46	1830	39.8	32.5	3	7	53	0

Punt Returns	PR	FC	Yds	Avg	Lg	TD
Martin	26	5	275	10.6	58	0
Lions	26	5	275	10.6	58	0
Opponents	26	4	237	9.1	35	0

Kickoff Returns	KR	Yds	Avg	Lg	TD
Hall	16	426	26.6	96t	1
Martin	16	268	16.8	27	0
King	2	23	11.5	12	0
Kane	1	19	19.0	19	0
L. Lee	1	14	14.0	14	0
Lions	38	750	20.8	96t	1
Opponents	38	755	19.9	76	0

Field Goals	1-19	20-29	30-39	40-49	50+
Murray	0/0	6/6	2/2	3/4	0/0
Thomas	0/0	0/0	3/3	2/2	0/0
Lions	0/0	6/6	5/5	5/6	0/0
Opponents	1/1	4/5	3/7	3/7	1/1

NFL Standings	W	L	T	Pct	Pts	Opp	AFC	W	L	T	Pct	Pts	Opp
NFC													
Washington	8	1	0	.889	190	128	L.A. Raiders	8	1	0	.889	260	200
Dallas	6	3	0	.667	226	145	Miami	7	2	0	.778	198	131
Green Bay	5	3	1	.611	226	169	Cincinnati	7	2	0	.778	232	177
Minnesota	5	4	0	.556	187	198	Pittsburgh	6	3	0	.667	204	146
Atlanta	5	4	0	.556	183	199	San Diego	6	3	0	.667	288	221
St. Louis	5	4	0	.556	135	170	NY Jets	6	3	0	.667	245	166
Tampa Bay	5	4	0	.556	158	178	New England	5	4	0	.556	143	157
DETROIT	4	5	0	.444	161	175	Cleveland	4	5	0	.444	140	182
New Orleans	4	5	0	.444	129	160	Buffalo	4	5	0	.444	150	154
NY Giants	4	5	0	.444	164	160	Seattle	4	5	0	.444	127	147
San Francisco	3	6	0	.333	209	206	Kansas City	3	6	0	.333	176	184
Chicago	3	6	0	.333	141	171	Denver	2	7	0	.222	148	226
Philadelphia	3	6	0	.333	191	195	Houston	1	8	0	.111	136	245
L.A. Rams	2	7	0	.222	200	250	Baltimore	0	8	1	.056	113	236

Was defeated DET, 31-7, GB defeated STL, 41-16, Min defeated Atl, 30-24, and Dal defeated TB 30-17, in NFC first round playoffs. Was defeated Min, 21-7, and Dal defeated GB, 37-26, in NFC second round playoffs. Was defeated Dal, 31-17, for NFL title. Mia defeated NE, 28-13, LA/RD defeated DET, 27-10, NY/J defeated Cin, 44-17, and SD defeated Pitt, 31-28, in AFC first round playoffs. NY/J defeated LA/RD, 17-14, and Mia defeated SD, 34-13, in AFC second round playoffs. Mia defeated NY/J, 14-0, for AFC title. Was defeated Mia, 27-17, for NFL title in SB XVII.

IN 1982: Artificial heart implanted for the first time in Dr. Barney Clark at the University of Utah Medical Center.



YEAR-BY-YEAR RESULTS

Detroitlions.com
Media.Detroitlions.com

1983

Record: 9-7, 1st NFC Central

Date	W/L	Score	Opponent	Att
9/4	L	11-0	at Tampa Bay	62,154
9/11	L	25-31	Cleveland	60,095
9/18	L	14-30	Atlanta	54,622
9/25	L	17-20	at Minnesota	56,254
10/2	L	10-21	at L.A. Rams	49,403
10/9	W	39-14	Green Bay	67,738
10/16	W	31-17	Chicago	66,709
10/23	L	17-38	at Washington	43,189
10/30	W	38-17	at Chicago	58,764
11/7	W	15-9	NW Giants	68,985
11/13	L	17-27	at Houston	40,060
11/20	W	23-20	at Green Bay (MI)	50,050
11/24	W	45-3	Pittsburgh	77,724*
12/5	W	13-2	at Cincinnati	79,169*
12/11	L	9-17	at Cincinnati	45,728
12/18	W	23-20	Tampa Bay	78,553*

NFC Playoffs

12/31 L 23-24 at San Francisco 58,286

* Silverdome sellout

Usual Starters

Offense	Defense
WR 86 Mark Nichols	LE 62 Curtis Green
LT 72 Chris Dietrich	LT 73 Mike Dawson
LG 61 Homer Elias	RT 78 Doug English
C 52 Steve Mott	RE 79 William Gay
RG 67 Don Greco	MLB 57 Gary Cobb
RT 70 Keith Dorney	LLB 57 Ken Fantetti
TE 80 Ulysses Norris	RB 59 Jimmy Williams
WR 39 Leonard Thompson	LB 27 Bobby Medkins
QB 17 Eric Hipple	RCB 43 Al Lattimer (R), 29 Bruce McNorton (B)
RB 20 Billy Sims	LS 35 Alvin Hall
RB 30 James Jones	RS 33 William Graham

Pro Bowl Selections: Doug English (DT), William Gay (DE)

Team Statistics

Team Statistics	Det	Opp
Total First Downs	315	324
Rushing	136	133
Passing	156	161
Penalty	23	30
3rd Down Pct.	97/224	80/213
3rd Down: Made/Att	43/3	37/6
Possession Avg.	30:08	29:52
Total Net Yards	5136	5216
Avg. Per Game	321.0	326.0
Total Plays	1061	1061
Avg. Per Play	4.8	4.9
Net Yards Rushing	2181	2104
Avg. Per Game	136.3	131.5
Total Rushes	513	7940.1
Net Yards Passing	2955	3112
Avg. Per Game	184.7	194.5
Sacked/Yards Lost	45/342	43/289
Gross Yards	3297	3401
Att./Completions	503/263	515/297
Completion Pct.	52.3	57.7
Yards/Had Intercepted	23	22
Net Punting Avg.	72/40.4	74/40.1
Penalties/Yards	N/A	31.2
Fumbles/Ball Lost	41/16	33/15
Touchdowns	38	33
Rushing	18	11
Passing	19	21
Returns	1	1

Points Scored

Lions	O1	O2	O3	O4	OT	Pts
Lions	73	109	88	74	3	347
Opponents	54	122	37	73	0	286

Scoring

Scoring	TD	Ru	Pa	Rt	PAT	FG	S	Pts
Murray	0	0	0	0	38/38	25/32	0	113
Jones	7	6	1	0	0/0	0/0	0	42
Norris	7	0	7	0	0/0	0/0	0	42
Sims	7	0	0	0	0/0	0/0	0	42
Chadwick	4	0	4	0	0/0	0/0	0	24
L. Thompson	4	1	3	0	0/0	0/0	0	24
Hipple	3	0	0	0	0/0	0/0	0	18
Bussey	1	0	1	0	0/0	0/0	0	6
Martin	1	0	0	1	0/0	0/0	0	6
Nichols	1	0	1	0	0/0	0/0	0	6
Rubick	1	0	1	0	0/0	0/0	0	6
Scott	1	0	1	0	0/0	0/0	0	6
V. Thompson	1	1	0	0	0/0	0/0	0	6
English	0	0	0	0	0/0	0/0	2	4
Fanning	0	0	0	0	0/0	0/0	1	2
Lions	38	18	19	1	38/38	25/32	3	347
Opponents	33	11	21	1	32/33	18/26	1	286

Rushing

Rushing	Att	Yds	Avg	Lg	TD
Sims	220	1040	4.7	41	7
Jones	135	475	3.5	18	6
Bussey	57	249	4.4	26	0
Hipple	41	171	4.2	27	3
V. Thompson	40	138	3.5	10	1
L. Thompson	4	72	18.0	40t	1
Kane	4	19	4.8	9	0
Nichols	1	13	13.0	13	0
Danielson	6	8	1.3	8	0
King	3	6	2.0	4	0
Black	2	-10	-5.0	0	0
Lions	513	2181	4.3	41	18
Opponents	503	2104	4.2	42	11

Receiving

Receiving	Rec	Yds	Avg	Lg	TD
Jones	46	467	10.2	46	1
Sims	42	419	10.0	54	0
L. Thompson	41	752	18.3	81	3

Chadwick	40	617	15.4	45	4
Nichols	29	427	15.1	46	1
Norris	26	291	11.2	41	7
Rubick	10	81	8.1	15	1
King	9	76	8.4	14	0
Bussey	8	49	6.1	14	1
Scott	5	71	14.2	25	1
V. Thompson	4	16	4.0	8	0
Kane	2	15	7.5	9	0
McCall	1	6	6.0	6	0
Lions	263	3297	12.5	80t	19
Opponents	297	3249	11.5	84	21

Passing	Att	Cmp	Yds	Cmp%	Avg	TD	Int%	Lg	Sk/Y	Rtg
Hipple	387	204	2577	52.7	6.68	12	31	18	4.7	80t
Danielson	113	59	720	52.2	6.37	7	62	4	3.5	54
Jones	2	0	0	0.0	0.00	0	0	0	0.0	0
Black	1	0	0	0.0	0.00	0	0	0	0.0	0
Lions	503	263	3297	52.3	6.38	19	3.8	23	38t	45/342
Opponents	515	297	3401	57.7	6.40	21	4.1	22	4.1	84

Interceptions	Int	Yds	Avg	Lg	TD
McNorton	7	30	4.3	15	0
Watkins	4	48	12.0	31	0
Cobb	4	19	4.8	13	0
Barnes	2	70	35.0	70	0
Hall	2	18	9.0	18	0
Fantetti	2	0	0.0	0	0
Lattimer	1	0	0.0	0	0
Lions	23	185	8.4	70	0
Opponents	23	241	10.5	31	0

Punting	Pnt	Yds	Avg	Net	TB	In	Lg	B
Black	71	2911	41.0	34.2	9	17	60	1
Lions	72	2911	40.4	33.7	9	17	60	1
Opponents	79	3167	40.1	31.2	9	14	64	2

Punt Returns	PR	FC	Yds	Avg	Lg	TD
Jenkins	23	1	230	10.0	43	0
Martin	15	3	183	12.2	81t	1
Hall	8	4	109	13.6	66	0
Lattimer	0	0	-	0	0	0
Lions	46	9	522	11.3	81t	1
Opponents	39	4	302	7.7	33	0

Kickoff Returns	KR	Yds	Avg	Lg	TD
Hall	23	482	21.4	52	0
Jenkins	22	459	20.9	30	0
Martin	8	140	17.5	51	0
Curley	4	71	17.8	33	0
Lions	61	1191	19.5	51	0
Opponents	71	1146	16.1	49	0

Field Goals	1-19	20-29	30-39	40-49	50+
Murray	0/0	6/6	13/14	3/7	3/4
Lions	0/0	6/6	13/14	3/7	3/4
Opponents	0/0	9/10	4/6	4/8	1/2

Defense	TT	ST	AT	Sk	Yds	PD	FF	FR
Fantetti	132	82	50	1	9	3	0	1
Graham	111	52	59	0	0	7	2	2
Hall	111	68	43	0	0	5	0	0
Cobb	109	68	41	1	7	4	3	2
Williams, J	101	59	42	1	8	3	0	1
Watkins	85	61	24	0	0	6	2	0
English	62	35	27	13	89	2	0	0
Green	51	31	20	4.5	45	0	1	0
McNorton	59	44	15	0	0	11	0	0
Gay	59	46	13	13.5	103.5	2	2	1
Coffey	40	21	19	4.5	29	1	1	0
Barnes	28	21	7	1	0	2	1	1
Dawson	25	17	8	1	6	0	0	0
Lattimer	26	21	5	0	2	0	0	0
Fanning	19	13	6	1	4	0	0	0
Johnson, D	13	10	3	0	0	1	0	1
Moss	9	6	3	0.5	0.5	0	0	0
Harrell	8	6	2	1	0	0	0	0
Dog	7	6	1	0	0	0	0	0
Harvey	3	2	1	0	0	1	0	0
Lions	1058	669	389	43	302	50	10	14

NFL Standings	NFC Central	W	L	T	Pct	AFC Central	W	L	T	Pct
DETROIT	9	7	0	563		Pittsburgh	10	6	0	.625
Green Bay	8	8	0	.500		Cleveland	9	7	0	.563
Chicago	8	8	0	.500		Cincinnati	7	9	0	.438
Minnesota	8	8	0	.500		Houston	2	14	0	.125
Tampa Bay	2	14	0	.125						
NFC East	NFC West	W	L	T	Pct	AFC East	W	L	T	Pct
Washington	14	2	0	.875		Miami	12	4	0	.750
Dallas	12	4	0	.750		New England	8	8	0	.500
St. Louis	8	7	1	.531		Buffalo	8	8	0	.500
Philadelphia	5	11	0	.313		Baltimore	7	9	0	.438
NY Giants	3	12	1	.219		NY Jets	7	9	0	.438
NFC West	NFC West	W	L	T	Pct	AFC West	W	L	T	Pct
San Francisco	10	6	0	.625		L.A. Raiders	12	4	0	.750
L.A. Rams	9	7	0	.563		Seattle	9	7	0	.563
New Orleans	8	8	0	.500		Denver	7	7	0	.500
Atlanta	7	9	0	.438		San Diego	6	10	0	.375

LARL defeated DET, 24-17, in NFC wild card. SF defeated DET, 24-23, and was defeated the LARL, 51-7, in NFC playoffs. Was defeated SF, 24-17, for NFC title. Sea defeated Den, 31-7, in AFC wild card. Sea defeated Mia, 27-20, and LARL defeated PIT, 38-10, in AFC playoffs. LARL defeated Sea, 30-14, for AFC title. LARL defeated Was, 38-9, for NFL title in SB XVIII.

IN 1983: More than 70 years after winning the decathlon and pentathlon at Stockholm, Jim Thorpe's gold medals were returned to him posthumously by the International Olympic Committee.



YEAR-BY-YEAR RESULTS

Detroitlions.com
Media.Detroitlions.com

1984

Record: 4-11-1, 4th NFC Central

Date	W/L	Score	Opponent	Att
9/2	W	27-30	San Francisco	56,782
9/9	W	27-20	at Atlanta	49,978
9/16	L	17-21	at Tampa Bay	44,560
9/23	W	28-29	Minnesota	57,511
9/30	L	24-27	at San Diego	59,849
10/7	L	7-28	Denver	55,836
10/14	W	13-7	Tampa Bay	44,308
10/21	W	16-14	at Minnesota	57,953
10/28	L	9-41	at Green Bay	54,289
11/4	T	23-20	Philadelphia	59,141
11/11	L	14-28	at Washington	50,212
11/18	L	14-16	at Chicago	54,911
11/22	W	31-28	Green Bay	63,696
12/2	L	17-38	at Seattle	62,441
12/10	L	3-24	L.A. Raiders	66,710
12/16	L	13-30	Chicago	53,252

Usual Starters

Offense	Defense
WR 86 Mark Nichols	DE 55 Michael Cofer
LT 73 Don Laster	LT 62 Curtis Green
LG 72 Chris Dietrich	RT 78 Doug English
C 65 Amas Fowler	RE 79 William Gay
RG 67 Don Greco	LLB 53 Garry Cobb
RT 70 Keith Dorney	MLB 57 Ken Fantetti
TE 84 Bob Rubick	RLB 59 Jimmy Williams
QB 39 Leonard Thompson	LCB 27 Bobby Watkins
WR 16 Gary Danielson	RCB 29 Bruce McGorty
PB 20 Billy Sims	LS 33 William Graham
FB 30 James Jones	RS 35 Alvin Hall

Team Statistics

Total First Downs	Det	Opp
306	328	328
Rushing	118	120
Passing	170	177
Penalty	18	31
3rd Down Made/Att	84/215	98/216
3rd Down Pct.	39.1	45.4
4th Down Made/Att	9/19	4/9
4th Down Pct.	47.4	44.4
Possession Avg.	29.43	30.17
Total Net Yards	518	519
Avg. Per Game	332.4	332.4
Total Plays	1038	1022
Avg. Per Play	5.1	5.2
Net Yards Rushing	2017	1989
Avg. Per Game	206.3	219.4
Total Rushes	446	519
Net Yards Passing	3301	3511
Avg. Per Game	206.3	219.4
Sacked/Yards Lost	61/486	32/271
Gross Yards	3787	3782
Att./Completions	531/298	466/288
Completion Pct.	56.1	59.8
Had Intercepted	22	14
Punts/Average	76/41.6	73/40.0
Net Punting Avg.	32.7	33.9
Penalties/Yards	138/1165	107/978
Fumbles/Ball Lost	36/14	28/11
Touchdowns	32	48
Rushing	13	17
Passing	19	27
Returns	0	4

Points Scored	Q1	Q2	Q3	Q4	OT	Pts
Lions	47	108	76	43	8	283
Opponents	108	133	57	110	0	408

Scoring	TD	Ru	Pa	Rt	PAT	FG	S	Pts
Murray	0	0	0	0	11/31	20/27	0	91
J. Jones	3	5	0	0	0/0	0/0	0	48
L. Thompson	0	6	0	0	0/0	0/0	0	36
Sims	5	0	0	0	0/0	0/0	0	30
Danielson	3	1	0	0	0/0	0/0	0	24
Chadwick	1	2	0	0	0/0	0/0	0	18
Lewis	0	3	0	0	0/0	0/0	0	18
Jenkins	1	0	0	0	0/0	0/0	0	6
Nichols	0	1	0	0	0/0	0/0	0	6
Rubick	0	1	0	0	0/0	0/0	0	6
Lions	32	13	19	0	31/31	20/27	0	283
Opponents	48	17	27	4	48/48	24/29	0	408

Rushing	Att	Yds	Avg	Lg	TD
Sims	130	687	5.3	81	5
J. Jones	137	532	3.9	34	3
Jenkins	78	358	4.6	29	1
Danielson	41	218	5.3	40	3
Bussey	32	91	2.8	18	0
D'Addio	7	46	6.6	14	0
Wilkowski	7	33	4.7	10	0
Nichols	3	27	9.0	13	0
Martin	1	14	14.0	14	0
Chadwick	1	12	12.0	12	1
MacHurek	2	9	4.5	9	0
Hipple	2	3	1.5	2	0
Black	3	-6	-2.0	4	0
L. Thompson	3	-7	-2.3	4	0
Lions	446	2017	4.5	81	13
Opponents	519	1808	3.5	49	17

Receiving	Rec	Yds	Avg	Lg	TD
J. Jones	77	662	8.6	55	5
L. Thompson	50	773	15.5	66	6
Chadwick	37	540	14.6	46	2
Nichols	34	744	21.9	77	1
Sims	31	239	7.7	20	0
Jenkins	21	246	11.7	68	0
Lewis	16	236	14.8	58	3
Rubick	14	188	13.4	29	1

Bussey	9	63	7.0	19	0
Mandley	3	38	12.7	19	0
McCall	3	15	5.0	7	0
Danielson	1	22	22.0	22	1
D'Addio	1	12	12.0	12	0
Martin	1	9	9.0	9	0
Lions	298	3787	12.7	77	19
Opponents	288	3782	13.1	73	27

Passing	Att	Cmp	Yds	Cmp%	Yds TD	TD%	Int%	Lg	Sk/Y	Rtg
Danielson	410	252	3076	61.5	258	17	4.1	15	37	77.1
MacHurek	43	15	193	32.6	44	0	0.0	6	14.0	48.1
Hipple	38	16	246	42.1	64	1	2.6	4	7.62	52.0
Wilkowski	34	13	210	38.2	61	0	0.0	0	39	117.4
J. Jones	5	1	62	60.0	12	0	0.0	0	27	17.1
Jenkins	1	0	0	0.0	0	0	0.0	0	0	39.6
Lions	531	298	3787	56.1	71	13	3.9	22	41	77.1
Opponents	466	288	3782	61.8	81	27	5.8	14	30	73.7

Interceptions	Int	Yds	Avg	Lg	TD
Watkins	6	0	0.0	0	0
Graham	3	22	7.3	15	0
Hall	2	64	32.0	36	0
McNorton	2	0	0.0	0	0
Fantetti	1	1	1.0	1	0
Lions	14	87	6.2	36	0
Opponents	22	251	11.4	63	1

Punting	Pnt	Yds	Avg	Net	TB	In	Lg
Black	76	3164	41.6	32.7	8	13	63
Hall	76	3164	41.6	32.7	8	13	63
Opponents	73	2921	40.0	33.9	10	13	60

Punt Returns	PR	FC	Yds	Avg	Lg	TD
Martin	25	6	210	8.4	23	0
Hall	7	1	30	4.3	11	0
Mandley	2	2	0	0.0	0	0
Jenkins	1	0	1	1.0	0	0
Johnson	1	0	1	1.0	0	0
Lions	36	11	241	6.7	23	0
Opponents	49	2	516	10.5	69	1

Kickoff Returns	KR	Yds	Avg	Lg	TD
Mandley	22	390	17.7	32	0
Hall	19	385	20.3	46	0
Jenkins	18	396	22.0	46	0
Martin	10	144	14.4	23	0
Meade	4	32	8.0	15	0
D'Addio	1	0	0.0	0	0
Lions	64	1247	18.2	46	0
Opponents	70	1250	20.8	44	0

Field Goals	1-19	20-29	30-39	40-49	50+
Murray	1/1	1/2	5/7	12/13	1/4
Opponents	3/3	2/2	9/16	5/8	5/6
Murray (39G, 43G); (46G, 46N, 55N, 48G); (28G, 52N); (34N, 44G); (1); (32N); (44G, 41G, 41G); (46G, 37G, 41G); (32G, 33G, 18G, 21N); (54N, 32G); (45G); (46G); (52G, 45G)					
Opponents (42G, 35G, 22G); (61G, 47N); (42N); (35G, 37G, 36G, 19G); (18G, 41G); (51N); (42N); (45G, 34G); (52G, 31G, 40G); (1); (24G, 52G, 19G); (1); (56G); (37G, 36N); (30G, 35G, 42G)					

Defense	TT	ST	AT	Sk	Yds	PD	F	FR
Hall, A	147	94	53	0	0	0	0	0
Williams, J	140	105	35	2	4	5	0	1
Graham	138	96	42	0	0	2	0	1
Fantetti	135	94	41	1.5	13	1	2	0
Cobb	128	95	33	3	30	1	0	0
Cofer	107	75	32	7	49	0	1	1
English	95	65	30	5	37	0	1	1
McNorton	79	54	25	0	8	0	0	0
Gay	75	52	23	10	72	0	0	0
Green	71	52	19	8.5	68	0	0	1
Watkins	67	58	9	0	0	5	1	0
Johnson	60	52	8	0	0	0	0	1
Barnes	27	24	0	0	0	0	0	0
Frizzell	21	17	4	0	0	1	0	0
Doig	19	17	2	0	0	0	0	0
Latimer	17	12	0	0	0	0	0	0
Williams, E	9	7	2	0	0	0	0	0
Moss	7	4	3	0	0	0	0	0
King	5	4	1	0	0	0	0	0
Dodge	4	4	1	0	0	0	0	0
Tautoulo	4	2	2	0	0	0	0	0
Lions	1335	962	373	37	273	26	7	10

NFL Standings	W	L	T	Pct	Pts	Opp	AFC Central	W	L	T	Pct.	Pts	OP
Chicago	10	6	0	.625	325	246	Pittsburgh	9	7	0	.563	387	310
Green Bay	8	8	0	.500	390	309	Cincinnati	8	8	0	.500	339	339
Tampa Bay	6	10	0	.375	335	360	Cleveland	5	11	0	.313	250	297
DETROIT	4	11	1	.281	263	406	Houston	3	13	0	.188	240	437
Minnesota	3	13	0	.186	276	484	AFC East						
NFC East							Miami	14	2	0	.875	513	298
San Francisco	11	5	0	.688	426	310	New England	9	7	0	.563	362	352
NY Giants	9	7	0	.563	289	301	NY Jets	7	9	0	.438	236	364
St. Louis	9	7	0	.563	423	345	Indianapolis	4	12	0	.250	239	414
Dallas	9	7	0	.563	306	308	Buffalo	2	14	0	.125	250	454
Philadelphia	6	9	1	.406	276	320	AFC West						
NFC West							Denver	13	3	0	.813	353	241
San Francisco	15	1	0	.936	475	227	Seattle	12	4	0	.750	416	282
L.A. Rams	10	6	0	.625	346	316	L.A. Raiders	11	5	0	.688	366	278
New Orleans	7	9	0	.438	298	361	Kansas City	8	8	0	.500	314	324
Atlanta	4	12	0	.250	261	362	San Diego	7	9	0	.436	394	413

NFL defeated LA Rams, 16-13, in NFC wild card. SF defeated NYG, 21-10, and CHI defeated WAS, 23-19, in NFC playoffs. SF defeated CHI, 23-0, for NFC title. Sea defeated LA Raiders, 13-7, in AFC wild card. Mia defeated Sea, 31-10, and PIT defeated DEN, 24-17, in AFC playoffs. Mia defeated PIT, 45-28, for AFC title. SF defeated Mia, 38-16, for NFL title in SB XX.

IN 1984: Toxic gas leaks from Union Carbide plant in Bhopal, India, killing 2,000 and injuring 150,000.



YEAR-BY-YEAR RESULTS

Detroitlions.com
Media.Detroitlions.com

1985

Record: 7-9, 4th NFC Central

Date	W/L	Score	Opponent	Att
9/8	W	28-27	at Atlanta	37,785
9/15	W	26-21	Dallas	72,985
9/22	L	6-14	at Indianapolis	60,042
9/29	W	30-9	Tampa Bay	45,023
10/6	L	10-43	at Green Bay	55,914
10/13	L	3-24	at Washington	52,845
10/20	W	23-21	San Francisco	67,715
10/27	W	31-21	Miami	75,291
11/3	L	13-16	at Minnesota	58,012
11/10	L	3-24	at Chicago	53,667
11/17	W	41-21	Minnesota	54,647
11/24	L	16-13ot	at Tampa Bay	43,471
11/28	W	31-20	NW Jets	65,531
12/8	L	6-23	at New England	59,078
12/15	L	23-26	Green Bay	49,379
12/22	L	17-37	Chicago	74,042*

* Silverdome sellout

Usual Starters

Offense	Defense
WR 86 Mark Nichols	LE 76 Eric Williams
LT 75 Lomas Brown	NT 78 Doug English
LG 72 Chris Dietrich	RE 79 William Gay
C 52 Steve Mott	LB 59 Jimmy Williams
RT 70 Keith Dorney (B), 67 Don Greco (A)	LB 50 August Curley
RG 51 David Jones (A)	LB 95 Kurt Alleman
RB 70 Keith Dorney	LB 92 Angelo King
TE 87 David Lewis	CB 27 Bobby Watkins
WR 39 Leonard Thompson	CB 27 Demetrius Johnson
QB 16 Gary Danielson	FS 33 William Graham
FB 28 W. Montgomery (S); 24 Alvin Moore (S)	
RB 30 James Jones	

Team Statistics

Total First Downs	Det	Opp
Rushing	259	359
Passing	180	156
Penalty	20	24
3rd Down: Made/Att	81/211	67/196
3rd Down Pct.	38.4	34.2
4th Down: Made/Att	2/8	10/18
4th Down Pct.	25.0	55.6
Possession Avg.	27:30	32:30
Total Net Yards	4476	5591
Avg. Per Game	279.8	348.4
Total Plays	967	1083
Avg. Per Play	4.6	5.2
Net Yards Rushing	1538	2685
Avg. Per Game	96.1	167.8
Total Rushes	452	590
Net Yards Passing	1538	2685
Avg. Per Game	96.1	167.8
Sacked/Yards Lost	31/378	45/336
Gross Yards	3316	3316
Att./Completions	462/254	478/283
Completion Pct.	55.0	59.2
Had Intercepted	21	18
Punts/Average	73/41.8	64/40.2
Net Punting Avg.	34.7	30.8
Penalties/Yards	104/741	105/729
Fumbles/Ball Lost	33/20	35/18
Touchdowns	40	40
Rushing	13	19
Passing	19	16
Returns	1	5

Points Scored

Lions	O1	O2	O3	O4	OT	Pts
Lions	76	95	79	57	0	307
Opponents	68	96	85	114	3	366

Scoring

	TD	Ru	Pa	Rt	PAT	FG	S	Pts
Murray	0	0	0	0	31/33	26/31	0	109
J. Jones	9	4	1	0	0/0	0/0	0	54
Moore	5	4	0	0	0/0	0/0	0	30
Thompson	5	0	1	0	0/0	0/0	0	30
Nichols	4	0	4	0	0/0	0/0	0	24
Chadwick	3	0	3	0	0/0	0/0	0	18
Lewis	3	0	3	0	0/0	0/0	0	18
Hipple	2	2	0	0	0/0	0/0	0	12
J. Ferguson	1	1	0	0	0/0	0/0	0	6
Mandley	1	0	0	0	0/0	0/0	0	6
Lions	33	13	19	1	31/33	26/31	0	307
Opponents	40	19	16	5	40/40	28/36	1	366

Receiving

	Rec	Yds	Avg	Lg	TD
Thompson	51	736	14.4	48	5
J. Jones	45	334	7.4	36	3
Nichols	36	582	16.4	43	4
Lewis	28	354	12.6	40	3
Chadwick	25	478	19.1	56	3
Moore	19	154	8.1	14	1
Mandley	18	316	17.5	27	0
Bland	12	157	13.1	24	0
Montgomery	7	55	7.9	28	0

Kane	5	56	11.2	18	0
McDonald	3	23	7.7	9	0
Rubick	2	33	16.5	18	0
Meade	2	21	10.5	14	0
McCall	1	7	7.0	7	0
Lions	254	3316	13.1	56	19
Opponents	283	3242	11.5	50	16

Passing	Att	Cmp	Yds	Cmp%	Avg	TD	Int	Int%	Lg	Sk/Y	Rtg	
Hipple	406	223	2952	54.9	7.27	17	4.2	18	56	49/343	73.8	
J. Ferguson	51	31	364	57.4	6.74	2	3.7	3	5.6	38	4/35	67.2
J. Jones	1	0	0	0.0	0.0	0	0	0	0	0/0	39.6	
Moore	1	0	0	0.0	0.0	0	0	0	0	0/0	39.6	
Lions	462	254	3316	55.0	7.18	19	4.1	21	4.5	56	53/378	72.5
Opponents	478	283	3242	59.2	6.78	16	3.4	18	3.8	50	43/336	75.1

	Int	Yds	Avg	Lg	TD
Interceptions	5	15	3.0	8	0
Watkins	3	39	13.0	19	0
Johnson	3	22	7.3	22	0
Graham	2	14	7.0	10	0
McNorton	1	20	20.0	20	0
Harrell	1	17	17.0	17	0
Bunz	1	7	7.0	7	0
Gay	1	3	3.0	3	0
Frizzell	0	-1	-1.0	-1	0
Barnes	10	173	17.3	49	1
Opponents	25	316	12.6	78t	5

	Pnt	Yds	Avg	Net	TB	In	Lg	B
Punting	73	3054	41.8	34.7	5	17	60	0
Black	73	3054	41.8	34.7	5	17	60	0
Lions	64	2572	40.2	30.8	10	12	57	0
Opponents								

	PR	FC	Yds	Avg	Lg	TD
Punt Returns	38	5	403	10.6	63t	1
Mandley	38	5	403	10.6	63t	1
Lions	44	12	420	9.5	47	0
Opponents						

	KR	Yds	Avg	Lg	TD
Kickoff Returns	38	886	23.3	34	0
Hall	38	886	23.3	34	0
Moore	13	230	17.7	24	0
A. Jones	10	226	22.6	30	0
Mandley	6	152	25.3	35	0
Lions	68	1484	21.8	54	0
Opponents	60	1313	21.9	94t	1

	1-19	20-29	30-39	40-49	50+
Field Goals	2/2	5/7	11/12	6/7	2/3
Murray	2/2	5/7	11/12	6/7	2/3
Lions	2/2	5/7	11/12	6/7	2/3
Opponents	0/0	16/16	8/9	3/8	1
Murray: (0/0, 4/6, 4/8); (37/0, 35/6); (22/6, 33/6, 39/6); (22/6, 27/24, 24/1); (24/6, 41/6, 45/6); (50/6); (32/6, 33/24, 34/6); (4/6, 51/6); (4/6, 38/6, 39/6); (11/6); (26/6, 37/6); (19/6); (42/6, 52/6)					

	TT	ST	AT	Sk	Yds	PD	FF	FR
Defense	113	75	38	3	6	1	4	0
Graham	97	72	32	3	7	3	4	0
Johnson, D	90	77	13	4	33	6	1	0
King	89	67	22	2	7.5	35	3	1
Williams, J	76	63	13	0	0	8	0	0
McNorton	75	51	24	0	0	2	1	0
Curley	66	52	14	7.5	4	4	2	6
Gay	60	51	9	6	53	1	0	1
Williams, E	55	40	15	0	0	1	0	0
Alleman	51	38	13	2.5	14	2	1	0
English	50	44	6	0	0	12	0	2
Watkins	45	35	10	7	51	0	1	1
Green	35	28	7	1	11	1	0	0
Hall	35	28	8	1	11	1	0	0
Coffey	25	24	8	0	0	4	0	0
Barnes	31	27	4	0	0	4	2	0
Fantetti	31	20	11	0	0	1	2	0
Harrell	25	24	1	0	0	2	2	0
Ferguson, K	20	11	9	1.5	13	0	0	0
Bostic	16	14	2	0	0	1	0	0
James	16	12	4	0	0	1	0	1
Black	12	9	3	2	22	0	0	0
Frizzell	10	9	1	0	0	4	0	0
Galloway	9	8	1	0	0	1	0	0
Maxwell	7	6	1	0	0	1	0	0
Brown, A	7	5	2	0	0	1	0	0
Moss	1	1	0	0	0	0	0	0
Evans	1	1	0	0	0	0	0	0
Bunz	1	1	0	0	0	0	0	0
Team	1	1	0	0	0	0	0	0
Lions	1121	865	256	45	341	70	21	18
Opponents	991	768	223	53	378	73	21	20

NFL Standings

NFC Central	W	L	T	Pct	Opp	Opp	AFC Central	W	L	T	Pct	Pts	OP
Chicago	15	1	0	.936	458	196	Cleveland	8	8	0	.500	287	294
Green Bay	8	8	0	.500	337	355	Cincinnati	7	9	0	.438	441	437
Minnesota	7	9	0	.438	346	359	Pittsburgh	7	9	0	.438	379	355
DETROIT	7	9	0	.438	307	366	Houston	5	11	0	.313	284	412
Tampa Bay	2	14	0	.125	294	446	Memphis						
NFC East							AFC East						
Dallas	10	6	0	.625	357	333	NY Jets	12	4	0	.750	426	320
NY Giants	10	6	0	.625	399	283	New England	11	5	0	.688	393	264
Washington	10	6	0	.625	297	312	Indianapolis	5	11	0	.313	320	386
Philadelphia	7	9	0	.438	256	310	Buffalo	2	14	0	.125	200	361
St. Louis	5	11	0	.313	278	414							
NFC West							AFC West						
L.A. Rams	11	5	0	.688	340	277	Denver	12	4	0	.750	354	306
San Francisco	10	6	0	.625	411	263	Seattle	11	5	0	.688	360	329
New Orleans	5	11	0	.313	294	401	San Diego	8	8	0	.500	349	303
Atlanta	4	12	0	.250	282	452	Kansas City	6	10	0	.376	317	360

NYG defeated SF, 17-3, in the NFC wild card. Chi defeated NYG, 21-0, and the LARm defeated Dal, 20-0, in the NFC playoffs. Chi defeated the LARm, 24-0, for the NFC title. NE defeated NYJ, 26-14, in the AFC wild card. NE defeated the LARd, 27-20, and Mia defeated Cle, 24-21, in the AFC playoffs. NE defeated Mia, 31-14, for the AFC title. Chi defeated NE, 46-10, for NFL title in SB XX.

IN 1985: Ronald Reagan takes oath for his second term as the 40th U. S. President.



YEAR-BY-YEAR RESULTS

Detroitlions.com
Media.Detroitlions.com

1986

Record: 5-11, 3rd NFC Central

Date	W/L	Score	Opponent	Att
9/7	L	13-10	at Minnesota	54,851
9/14	L	7-31	Dallas	73,812
9/21	L	20-24	Tampa Bay	38,463
9/28	L	21-24	at Cleveland	72,029
10/5	W	24-13	Houston	41,960
10/12	W	21-14	at Green Bay	52,290
10/19	L	10-14	at L.A. Rams	50,592
10/26	L	7-13	at Chicago	62,964
11/2	L	17-24	Cincinnati	52,423
11/9	L	10-24	Minnesota	53,725
11/16	W	13-11	at Philadelphia	54,568
11/23	W	38-17	at Tampa Bay	30,029
11/27	L	40-44	Green Bay	61,199
12/7	L	17-27	at Pittsburgh	45,042
12/15	L	13-16	Chicago	75,602
12/21	L	6-20	Atlanta	35,255

*Silverdome sellout

Usual Starters

Offense	Defense
WR 89 Jeff Chadwick	LE 77 Keith Ferguson
LT 75 Lomas Brown	NT 76 Eric Williams
LG 73 Harvey Salem	RE 79 William Gay
C 52 Steve Mott	LB 59 Jimmy Williams
RG 70 Keith Denson	LB 58 James Harrell
RT 71 Rick Stronger	LB 57 Vernon Maxwell
TE 81 Jimmie Giles	LB 55 Michael Cofer
WR 80 Carl Bland	CB 40 Duane Galloway
QB 17 Eric Hipple	CB 25 James McNorton
RB 32 Garry James	FS 22 Demetrius Johnson
PB 30 James Jones	SS 31 Devyn Mitchell

Team Statistics

Total First Downs	Det	Opp
Rushing	287	258
Passing	100	134
Penalty	156	148
3rd Down: Made/Att	85/222	88/213
3rd Down Pct.	38.3	41.3
4th Down: Made/Att	7/14	5/8
4th Down Pct.	50.0	62.5
Possession Avg.	29:42	30:18
Total Net Yards	4555	5149
Avg. Per Game	284.7	321.8
Total Plays	405	1028
Avg. Per Play	4.5	5.0
Net Yards Rushing	1771	2349
Avg. Per Game	110.7	146.8
Total Rushes	470	524
Net Yards Passing	1784	2800
Avg. Per Game	174.0	175.0
Sacked/Yards Lost	39/223	41/290
Gross Yards	3107	3107
Att./Completions	500/286	468/279
Completion Pct.	57.2	59.6
Had Intercepted	20	22
Punts/Average	85/39.9	88/41.7
Net Punting/Yards	31.4	33.8
Penalties/Yards	84/658	99/781
Fumbles/Ball Lost	30/17	36/19
Touchdowns	32	35
Rushing	13	15
Passing	18	14
Returns	1	7

Points Scored

Lions	Opponents
Q1 34	Q2 100
Q3 63	Q4 100
OT 0	OT 0
Pts 326	Pts 326

Scoring

TD	Ru	Pa	PAT	Pts
Murray	0	0	0	0
James	9	8	1	0
Chadwick	0	5	0	0
Thompson	5	0	1	0
Giles, T.B.-Det.	4	0	4	0
Giles, Det.	3	0	3	0
James	3	0	0	0
Bland	2	0	2	0
S. Williams	2	2	0	0
Hunter	1	0	1	0
Lewis	1	0	1	0
Mandley	1	0	1	0
Lions	32	13	18	1
Opponents	36	15	14	7

Receiving

Yds	Att	Yds	Att	Lg	TD
James	252	903	3.6	39	8
Chadwick	53	688	4.3	60t	3
McNorton	44	73	3.8	18	0
Hipple	16	46	2.9	13	0
J. Ferguson	5	25	5.0	14	0
Hunter	3	22	7.3	18	0
S. Williams	13	22	1.7	7	0
Long	2	0	0.0	0	0
Black	1	-8	-8.0	-8	0
Lions	470	1771	3.8	60t	13
Opponents	519	2349	4.5	55t	15

Defense

Yds	Att	Yds	Att	Lg	TD
Williams	155	73	941	47.1	6.2
Long	40	21	247	52.5	6.18
Lions	500	286	3107	57.2	6.21
Opponents	468	279	3090	59.6	6.62

Punting

Pnt	Yds	Avg	Net	TB	In	Lg	B
Arnold	36	1533	42.6	-	5	7	60
Black	46	1819	39.5	-	4	11	57
Murray	1	37	37.0	-	1	0	37
Lions	85	3389	39.9	31.4	10	18	60
Opponents	68	2836	41.7	33.8	5	16	58

Punt Returns

PR	FC	Yds	Avg	Lg	TD
Mandley	43	9	420	9.8	81t
Hill, Bul.-Det.	1	0	0	0	0
Lions	43	9	420	9.8	81t
Opponents	39	14	517	13.3	84t

Kickoff Returns

Yds	Att	Yds	Att	Lg	TD
Hunter	49	1007	20.8	54	0
Elder, Pit.-Det.	22	435	19.8	36	0
Elder, Det.	1	10	10.0	10	0
Bland	6	114	19.0	24	0
Smith	5	81	16.2	30	0
Graham	3	72	24.0	27	0
Mandley	2	37	18.5	37	0
Evans	1	0	0.0	0	0
Lions	67	1321	19.7	54	0
Opponents	56	1095	19.6	36	0

Field Goals

52	71	90
100	62	101
Rt	PAT	FG
O	31/32	18/25
O	0/0	0/0
O	0/0	0/0
O	0/0	0/0
O	0/0	0/0
O	0/0	0/0
O	0/0	0/0
O	0/0	0/0
O	0/0	0/0
O	0/0	0/0
O	0/0	0/0

Defense

TT	ST	AT	Sk	Yds	PD	FF	FR
Johnson, D.	112	92	20	0	3	3	2
Harrell	109	85	24	0.5	4	1	4
Maxwell	107	87	20	9	5	0	2
Cofer	73	58	15	7.5	69	4	3
Mitchell	70	51	19	0	0	0	0
Galloway	66	57	9	0	0	1	0
McNorton	65	52	13	0	0	1	2
Robinson	63	46	17	0.5	3	0	0
Williams, E.	62	52	10	4	23	6	1
Williams, J.	54	41	13	2	10	4	2
Ferguson, K.	50	42	8	9.5	73	2	1
Gay	44	33	11	6.5	41	3	1
Graham	30	24	6	0	0	1	0
Bostic	28	24	4	0	0	3	0
King	23	18	5	2	11	0	0
Green	20	15	5	3.5	24	1	2
Griffin	15	13	2	2	16	6	1
Black	13	10	3	0	0	0	0
Watkins	10	9	0	0	0	0	0
Butcher	8	7	1	0	0	0	2
Johnson, J.	6	4	2	0	0	0	0
Elder	4	4	0	0	0	1	0
Evans	3	3	0	0	0	0	0
Hill	1	1	0	0	0	0	0
Team	1036	828	208	39	280	83	15
Lions	1031	828	203	39	323	82	20
Opponents							

NFL Standings

NFC Central	W	L	T	Pct	Pts	Opp	AFC Central	W	L	T	Pct	Pts	Opp
Chicago	14	2	0	.875	352	187	Cincinnati	12	4	0	.750	391	310
Minnesota	9	7	0	.563	398	273	Pittsburgh	10	6	0	.625	409	394
DETROIT	5	11	0	.313	277	326	Pittsburgh	6	10	0	.375	307	336
Green Bay	4	12	0	.250	254	416	Houston	5	11	0	.313	274	329
Tampa Bay	2	14	0	.125	239	473	AFC East	11	5	0	.688	412	307
NFC East							New England	10	6	0	.625	364	386
NY Giants	14	2	0	.875	371	236	NY Jets	10	6	0	.625	364	386
Washington	12	4	0	.750	366	296	Miami	8	8	0	.500	340	405
Dallas	7	9	0	.436	346	337	Buffalo	4	12	0	.250	287	348
Philadelphia	5	10	1	.344	256	312	Indianapolis	3	13	0	.168	229	400
St. Louis	4	11	1	.261	216	351	AFC West						
NFC West							Denver	11	5	0	.688	378	327
San Francisco	10	5	1	.656	374	247	Kansas City	10	6	0	.625	356	326
L.A. Rams	10	6	0	.625	309	267	Seattle	10	6	0	.625	366	293
Atlanta	7	8	1	.469	280	280	L.A. Raiders	8	8	0	.500	323	346
New Orleans	7	9	0	.436	266	287	San Diego	4	12	0	.250	335	396

Was defeated L.A. Rams, in the NFC wild card. Was defeated Chi, 27-13, in the AFC wild card. In the NFC playoffs, NYG defeated Was, 17-0, for the NFC title. NYJ defeated KC, 35-15, in the AFC wild card. Cle defeated NYJ, 23-20, and Den defeated NE, 22-17, in the AFC playoffs. Den defeated Cle, 23-20 (OT), for the AFC title. NYG defeated Den, 39-20, for the NFL title in SB XXI.

Moore

8	47	5.9	8	0
Mandley	7	106	15.1	51
Rubick	5	62	12.4	27
S. Williams	2	9	4.5	6
Lions	286	3107	10.9	73
Opponents	279	3090	11.1	81t

Passing

Att	Cmp	Yds	Cmp%	TD	Int	Lg	Sk/Y	Rtg
Hipple	305	192	1919	63.0	6.29	9	3.0	11
J. Ferguson	155	73	941	47.1	6.7	4.3	7	4.5
Long	40	21	247	52.5	6.18	2	5.0	34.8
Lions	500	286	3107	57.2	6.21	18	3.6	40
Opponents	468	279	3090	59.6	6.62	14	3.0	42.7

Interceptions

Int	Yds	Avg	Lg	TD
Mitchell	5	41	8.2	17
Galloway	4	58	14.5	36
McNorton	4	10	2.5	10
Griffin	2	34	17.0	21
D. Johnson	2	18	9.0	18
J. Williams	2	12	6.0	11
Bostic	1	8	8.0	8
K. Ferguson	1	7	7.0	7
E. Williams	1	2	2.0	2
Lions	22	190	8.6	36
Opponents	20	311	15.6	80t

Punting

Pnt	Yds	Avg	Net	TB	In	Lg	B
Arnold	36	1533	42.6	-	5	7	60
Black	46	1819	39.5	-	4	11	57
Murray	1	37	37.0	-	1	0	37
Lions	85	3389	39.9	31.4	10	18	60
Opponents	68	2836	41.7	33.8	5	16	58

Punt Returns

PR	FC	Yds	Avg	Lg	TD
Mandley	43	9	420	9.8	81t
Hill, Bul.-Det.	1	0	0	0	0
Lions	43	9	420	9.8	81t
Opponents	39	14	517	13.3	84t

Kickoff Returns

Hunter	49	1007	20.8	54	0
Elder, Pit.-Det.	22	435	19.8	36	0
Elder, Det.	1	10	10.0	10	0
Bland	6	114	19.0	24	0
Smith	5	81	16.2	30	0
Graham	3	72	24.0	27	0
Mandley	2	36	18.0	18	0
Evans	1	10	10.0	10	0
Lions	1	10	10.0	10	0
Opponents	1	10	10.0	10	0



YEAR-BY-YEAR RESULTS

Detroitlions.com
Media.Detroitlions.com

1987

Record: 4-11, 4th NFC Central					
Date	W/L	Score	Opponent	At	Att
9/13	L	19-34	at Minnesota	57	57
9/20	L	7-27	at L.A. Raiders	50	50
9/27		Cancelled (Chicago)			
10/4	L	27-31	Tampa Bay	4,919	
10/11	W	19-16ot	at Green Bay	35,779	
10/18	L	14-37	Seattle	8,310	
10/25	L	33-34	Green Bay	27,278	
11/1	L	0-34	at Denver	75,172	
11/8	W	27-17	Dallas	45,325	
11/15	L	13-20	at Washington	53,993	
11/22	L	10-30	at Chicago	63,357	
11/26	L	20-27	Kansas City	43,820	
12/6	L	16-37	L.A. Rams	33,413	
12/13	W	20-10	at Tampa Bay	41,899	
12/20	L	14-17	Minnesota	27,693	
12/27	W	30-13	at Atlanta	13,906	

Usual Starters

Offense			Defense		
WR	82	Pete Mandley	LE	76	Eric Williams
LT	75	Lomas Brown	NT	93	Jerry Ball
LB	53	Scott Barrows	RE	77	Keith Ferguson
C	52	Steve Mott	LB	59	Jimmy Williams
RG	61	Kevin Glover	LB	51	Shelton Robinson
RT	73	Harvey Salem	LB	98	Dennis Gibson
TE	84	Rob Ruck	LB	55	Michael Cofer
WR	89	Jeff Chadwick	CB	40	Duane Galloway
QB	16	Chuck Long	CB	29	Bruce McNorton
RB	32	Garry James	SS	34	James Griffin
FB	30	James Jones	FS	45	Raphael Cherry

Pro Bowl Selections: Jim Arnold (P)

Team Statistics		Det	Opp
Total First Downs		270	314
Rushing		81	122
Passing		33	162
Penalty		33	30
3rd Down: Made/Att		59/191	81/201
3rd Down Pct.		30.9	40.3
4th Down: Made/Att		5/15	2/5
4th Down Pct.		33.3	40.0
Possession Avg.		28.19	31.41
Total Net Yards		4391	5273
Avg. Per Game		95.7	138.0
Total Plays		933	1005
Avg. Per Play		4.7	5.2
Net Yards Rushing		1435	2070
Avg. Per Game		197.1	213.5
Total Rushes		398	504
Net Yards Passing		2956	3202
Avg. Per Game		197.1	213.5
Sacked/Yards Lost		26/194	42/395
Gross Yards		3150	3558
Att./Completions		509/275	459/259
Completion Pct.		54.0	56.4
Had Intercepted		26	19
Punts/Average		70/41.8	65/37.9
Net Punting Avg.		37.6	34.0
Penalties/Yards		86/737	115/907
Fumbles/Ball Lost		29/11	36/13
Touchdowns		27	43
Rushing		16	23
Returns		2	2

Points Scored		Q1	Q2	Q3	Q4	OT	Pts
Lions		56	90	45	75	3	269
Opponents		89	153	68	74	0	384

Scoring		TD	Ru	Pa	Rt	PAT	FG	S	Pts
Murray		0	0	0	0	21/21	20/32	0	81
Mandley		7	0	7	0	0/0	0/0	0	42
Ellerson		4	3	1	0	0/0	0/0	0	24
James		4	4	0	0	0/0	0/0	0	24
Prindle		0	0	0	0	6/7	6/7	0	12
Bernard		2	2	0	0	0/0	0/0	0	14
Grimes		2	0	0	0	0/0	0/0	0	12

Bland 1 TD (1 Pa), 6 pts; King 1 TD (1 ret), 6 pts; Rubick 1 TD (1 Pa), 6 pts; Smith 1 TD (1 ret), 6 pts
 Trullion 1 TD (1 Pa), 6 pts; Williams 1 TD (1 Pa), 6 pts; Jamison 1 TD (1 Pa), 6 pts

Lions		27	9	16	2	27/27	26/39	0	269
Opponents		43	18	23	2	42/43	28/34	0	384

Rushing		Att	Yds	Avg	Lg	TD
James		96	342	3.6	19	0
Jones		82	270	3.3	17	4
Bernard		47	196	4.2	33	3
West		45	187	4.2	14	2
Woolfolk		33	113	3.4	14	0
Edwards		32	69	2.2	13	0
Long		22	64	2.9	15	0
S. Williams		8	29	3.6	8	0
Dollinger		8	22	2.8	8	0

Receiving		Rec	Yds	Avg	Lg	TD
Mandley		58	720	12.4	41	7
Chadwick		34	262	7.7	35	0
Lee		19	308	16.2	53	0
Woolfolk		19	166	8.7	13	0
Rubick		16	215	13.4	46	0
James		13	147	11.3	22	1
Trullion		13	91	7.0	12	0
Grimes		9	140	15.6	36t	2

Nichols 7-87, 23 Lg; Edwards 7-82, 21 Lg; Bradley 7-50, 14 Lg, 2 TD; Giles 6-82, 25 Lg; Kab 5-54, 28 Lg; Ellerson 5-48, 23 Lg, 1 TD; S. Williams 4-16, 7 Lg, 1 TD; Dollinger 3-25, 15 Lg; Wheeler 2-17, 9 Lg; Bland 2-14, 11 Lg, 1 TD, Page 2-1, 3 Lg; Witte 1-15, Kowgus 1-3					
Lions	Opponents	275	3150	11.5	53t
		259	3558	13.7	81t

Passing	Att	Cmp	Yds	Cmp%	Avs	TD%	Int%	Lg	Sk/Y	Rtg
Long	416	232	2598	55.8	6.25	11	2.6	20	4.8	53
Hons	92	43	552	46.7	6.00	5	5.4	5	5.4	53t
Jones	1	0	0	0.0	0.00	0	0	1	0.0	0
Lions	509	275	3150	54.0	6.19	12	3.1	26	5.1	53t
Opponents	459	259	3558	56.4	7.85	23	5.1	19	4.2	81t

Interceptions	Int	Yds	Avg	Lg	TD
Griffin	6	130	21.7	28	0
Galloway	3	46	15.3	30	0
McNorton	3	20	6.7	20	0
J. Williams	2	51	25.5	48	0

Punting	Pnt	Yds	Avg	Net	TB	In	Lg	B
Arnold	46	2007	43.6	4	17	60	0	
Misko	6	242	40.3	0	1	47	0	
Black	6	233	38.8	0	1	51	0	
Murray	1	195	19.5	0	1	46	0	
Kinzer	7	238	34.0	0	2	42	0	
Erskleben	1	52	52.0	1	0	52	0	
Lions	70	2927	41.8	37.5	1	22	60	0
Opponents	65	2461	37.9	31.4	6	10	60	2

Punt Returns	PR	FC	Yds	Avg	Lg	TD
Mandley	23	6	250	10.9	53	0
Bradley	12	5	53	4.4	13	0
Bland	0	1	0	-	0	0
Lions	35	12	303	8.7	54	0
Opponents	34	9	177	5.2	23	0

Kickoff Returns	KR	Yds	Avg	Lg	TD
Lee	32	719	22.5	50	0
Woolfolk	11	219	19.9	44	0
Bradley	7	188	26.9	40	0
Hall	6	105	17.5	25	0

Bernard 4-54, 32 Lg; Saleaumua 3-57, 21 Lg; Ball 2-23, 20 Lg; Bland 2-44, 22 Lg; Glover 1-19; Green 1-0
 Lions 71 1428 20.1 50
 Opponents 56 1089 19.4 53

Field Goals	1-19	20-29	30-39	40-49	50+
Murray	1	5	7	12	1/2
Prindle	0/0	3/3	3/3	0/1	0/0
Lions	1/1	8/8	10/15	5/12	1/2

Murray: (26G, 27G, 54N, 34N); (45N, 37N, 30N); (23G, 45N); (42N, 47N, 49N); (30G, 19G); (40G, 34N, 41G); (36G); (48G, 37G, 33N); (53G, 39G, 44N, 36G); (24G, 37G); (45G, 29G, 46G, 37N); Prindle: (23G, 35G); (23G, 32G, 27G, 42N, 31G)

Defense	TT	ST	AT	Sk	Yds	PD	FF	FR
Gibson	82	68	14	8	4	1	1	0
Williams, J.	69	59	10	4	23	4	2	2
Robinson	67	56	11	0	0	1	1	2
McNorton	64	53	11	0	0	4	2	0
Griffin	56	39	17	1	11	4	0	0
Cherry	49	33	16	0	6	0	0	1
Cofer	43	37	6	8.5	7	8	0	1
Williams, E.M.	38	30	8	2	16	0	1	0
Ball	36	27	1	1	11	0	0	1
Lockett	35	24	11	1	8	0	0	1
Galloway	34	31	3	0	0	5	0	0
Boyd	32	28	4	1	8	1	1	0
Ferguson, K	30	20	10	6	18	0	0	0
Gay	25	16	2	2	18	0	1	1
Smith	22	20	2	0	0	7	0	0
Federico	18	17	1	1	9	0	0	0
Carri	17	12	5	2	19	1	1	1
Jamison	16	11	5	1	8	0	0	0
Saleaumua	16	13	3	2	18	1	0	0
Maxwell	16	14	2	0	0	0	0	0
Hall	15	13	3	0	0	0	0	0
Green	14	11	3	2.5	27	0	0	0
Sully	13	11	2	0	0	1	0	1
Benson	13	12	1	1	7	1	0	1
Watkins	12	10	2	0	0	2	0	0
Bostic	12	12	0	0	0	0	0	0
Butcher	11	10	1	0	0	0	0	0

Hirsch 10 TD, 77 Y; Sheffield 10 TD, 85 Y; Graham 9 TD, 65 Y; Thompson 9 TD, 8 TD, 2-5 Sk, 1 PD, 1 FR; Office 9 TD, 8 Y; McDuffie 9 TD, 8 Y, 2-15 Sk; Davis 9 TD, 8 Y; Adams 8 TD, 7 Y; Hicks 8 TD, 7 Y, 2 PD; Rogers 6 TD, 5 Y, 1 PD; Sheffield 6 TD, 5 Y; King 4 TD, 4 Y, 1 FR; Adams 2 TD, 2 Y, 2 Sk; Hicks 2 TD, 1 TD, Broadway 1 TD, 1 Y, 1 PD; Ross 1 TD, 1 Y, 1-2 Sk; Beemer 1 TD, 1 Y, 1 TD

Lions	918	773	185	42	355	49	11	12
Opponents	958	754	157	26	194	74	7	11

NFC West							AFC Central						
San Francisco	13	2	0	667	459	253	Denver	10	4	1	700	379	268
Seattle	9	7	0	600	371	314	Seattle	9	6	0	600	371	314
New Orleans	12	3	0	800	422	253	San Diego	8	7	0	533	257	317
L.A. Rams	6	9	0	400	317	361	L.A. Raiders	5	10	0	333	301	269
Atlanta	3	12	0	200	317	361	Atlanta	5	11	0	267	273	322

Min defeated NO, 44-10, in the NFL wild card. Min defeated SF 36-24, and was defeated Chi, 21-17, in the NFC playoffs. Was defeated Min, 17-10, for the NFC title. Hou defeated SEA, 23-20 (OT), in the AFC wild card. Cle defeated IND, 38-21, and Den defeated Hou, 34-10, in the AFC playoffs. Den defeated Cle, 38-33, for the AFC title. Was defeated Den, 42-10, for the NFL title in SB XXII.



YEAR-BY-YEAR RESULTS

Detroitlions.com
Media.Detroitlions.com

1988

Record: 4-12, 4th NFC Central

Date	W/L	Score	Opponent	Att
9/4	W	31-17	Atlanta	31,075
9/11	L	10-17	at L.A. Rams	46,262
9/18	L	14-22	New Orleans	32,943
9/25	L	10-17	NY Jets	29,250
10/2	L	13-20	at San Francisco	58,285
10/9	L	7-24	Chicago	64,326
10/16	L	10-30	at NY Giants	74,813
10/23	W	7-6	at Kansas City	66,926
10/30	L	10-13ot	NY Giants	38,354
11/6	L	17-44	at Minnesota	55,573
11/13	L	20-23	Tampa Bay	25,956
11/20	W	19-9	at Green Bay (MI)	44,327
11/24	L	0-23	Minnesota	46,479
12/4	W	20-14	Green Bay	28,124
12/11	L	12-13	at Chicago	55,010
12/18	L	10-21	at Tampa Bay	37,778

Usual Starters

Offense	Defense
WR 82 Pete Mandley	LE 76 Eric Williams
LT 75 Lomas Brown	NT 93 Jerry Ball
LG 53 Kevin Glover	RE 77 Keith Ferguson
C 52 Steve Mott	LB 58 George Jamison
RG 74 Joe Milnichik	LB 54 Chris Spielman
RT 73 Harvey Salem	LB 98 Dennis Gibson
TE 87 Pat Carter	LB 55 Michael Cofer
WR 89 Jeff Chadwick	CB 43 David Holmes
OB 12 Rusty Hilger	CB 29 Bruce McNorton
RB 32 Garry James	SS 36 Bernie Blades
FB 30 James Jones	FS 45 Raphael Cherry

Pro Bowl Selections: Jim Arnold (P), Michael Cofer (LB)

Team Statistics

Total First Downs	Det	Opp
Rushing	63	128
Passing	141	27
Penalty	22	27
3rd Down: Made/Att	7/32/17	89/217
3rd Down Pct.	33.6	45.6
4th Down: Made/Att	7/12	4/10
4th Down Pct.	58.3	40.0
Possession Avg.	27:27	32:33
Total Net Yards	3405	5316
Avg. Per Game	212.8	332.2
Total Plays	920	1071
Avg. Per Play	3.7	5.0
Net Yards Rushing	1243	2037
Avg. Per Game	77.7	127.3
Total Rushes	391	511
Net Yards Passing	2162	3279
Avg. Per Game	135.1	204.9
Sacked/Yards Lost	52/410	47/393
Gross Yards	2572	3672
Att./Completions	477/213	513/337
Completion Pct.	44.7	65.7
Had Intercepted	18	15
Punts/Average	97/42.4	74/39.4
Net Punting Avg.	35.9	31.7
Penalties/Yards	94/804	106/869
Fumbles/Ball Lost	31/15	35/21
Touchdowns	23	34
Rushing	7	16
Passing	13	17
Returns	3	1

Points Scored

Lions	Opponents
36	87
34	93
78	106
46	0
220	313

Scoring	TD	Ru	Pa	Rt	PAT	FG	S	Pts
Murray	0	0	0	0	22/23	20/21	0	82
James	7	5	2	0	0/0	0/0	0	42
Mandley	5	1	4	0	0/0	0/0	0	30
Jones	2	0	0	0	0/0	0/0	0	18
Bland	2	0	2	0	0/0	0/0	0	12
Jamison	2	0	0	2	0/0	0/0	0	12
Lee	1	0	1	0	0/0	0/0	0	6
Lewis	1	0	1	0	0/0	0/0	0	6
Mitchell	1	0	0	1	0/0	0/0	0	6
S. Williams	1	1	0	0	0/0	0/0	0	6
Lions	23	7	13	3	22/23	20/21	0	220
Opponents	34	16	17	1	32/34	25/29	1	313

Rushing

Att	Yds	Avg	Lg	TD
182	552	3.0	35	5
James	86	71.4	3.3	13
Paige	52	207	4.0	20
Mandley	6	44	7.3	21t
Painter	17	42	2.5	13
Hilger	18	27	1.5	11
Long	7	22	3.1	11
S. Williams	9	22	2.4	5
Morris, Sea-Det.	3	6	2.0	5
Hipple	1	5	5.0	0
Bland	1	4	4.0	0
Woodfolk	1	4	4.0	0
Wikowski	1	0	0.0	0
Lions	291	1243	4.2	75
Opponents	511	2037	4.0	37

Receiving

Rec	Yds	Avg	Lg	TD
Mandley	44	117	14.0	36
Jones	28	382	9.8	39t
James	29	259	8.9	40
Lee	22	261	11.9	18
Bland	21	307	14.6	25
Chadwick	20	304	15.2	32
Carter	13	145	11.2	31
Paige	11	100	9.1	15

Starring, T.B.-Det.

Starring, Det.	8	164	20.5	53	0
S. Williams	5	89	17.8	40	0
Lewis	3	46	15.3	32	0
Craig	3	32	10.7	23	1
Painter	2	29	14.5	18	0
Lions	213	2572	12.1	56	13
Opponents	337	3672	10.9	51t	17

Passing

Att	Cmp	Yds	Cmp%	AVG	TD	Int	Int%	Lg	Sk/Y	Rtg
306	126	1558	41.2	5.08	7	23	12	3.9	38	31/251
141	75	856	53.2	6.07	6	4.3	6	4.3	40	18/134
27	12	158	44.4	5.85	0	0.0	0.0	4.0	31	3/25
1-10	35.6	Rtg. Jones 1-10	39.6	Rtg. Wikowski 1-10	39.6	Rtg.				
577	277	3188	48.0	5.48	19	3.3	25	4.3	64t	20/174
Opponents	591	371	4404	62.8	7.45	27	4.6	10	17	60

Interceptions

Int	Yds	Avg	Lg	TD
3	107	35.7	50t	1
3	56	18.7	52t	1
2	31	15.5	31	0
2	12	6.0	7	0
2	0	0.0	0	0

Holmes 1-32; J. Williams 1-5; McNorton 1-4

Lions

Opponents				18	159	8.8	34	0
Punting	Pnt	Yds	Avg	Net	TB	In	Lg	B
Arnold	97	4110	42.4	35.9	7	22	69	0
Lions	97	4110	42.4	35.9	7	22	69	0
Opponents	74	2915	39.4	31.7	11	18	67	0

Punt Returns

Mandley	37	7	287	7.8	25	0
Bland	5	1	59	11.8	24	0
Lions	42	8	346	8.2	25	0
Opponents	57	19	483	8.5	77t	1

Kickoff Returns

Lee	18	355	19.7	39	0
Painter	17	347	20.4	32	0
Morris, Sea-Det.	13	259	19.9	30	0
Morris, Det.	2	41	20.5	25	0
Bland	8	179	22.4	29	0
Starring	8	130	16.3	22	0
Woolfolk	4	99	24.8	46	0
Androsiek 1-3; Saleaumua 1-0					
Lions	59	1154	19.6	46	0
Opponents	56	1076	19.2	41	0

Field Goals

Murray	1/1	8/8	9/9	2/2	0/1
Lions	1/1	8/8	9/9	2/2	0/1
Opponents	3/3	7/7	10/12	4/4	1/3

Murray: (37G); (30G); (39G); (24G, 34G); (37G); (48G); (39G, 52N, 38G); (22G, 37G, 19G, 26G); (26G, 23G, 23G); (25G, 44G); (27G)

Defense

TT	ST	AT	Sk	Yds	PD	FF	FR
Spielman	153	118	35	0	7	1	1
Gibson	116	89	27	0.5	3	1	1
McNorton	105	87	18	0	9	3	4
Blades	102	86	16	1	19	4	3
Jamison	77	66	11	5.5	47	3	2
Cofer	75	65	10	0.2	88	3	3
Ball	68	49	19	2	13	2	0
Holmes	60	47	13	0	0	1	0
Williams, E	43	34	9	6.5	51	4	3
Griffin	41	34	1	0	19	1	1
Ferguson	37	28	9	8.5	75	1	1
Mitchell	31	22	9	0	0	3	0
Williams, J	26	22	4	2	10	0	1
Cherry	25	19	0	0	0	0	0
Watkins	21	18	3	0	0	5	0
Butcher	18	17	1	0	0	0	0
Lockett	17	16	1	1	8	0	0
White, W	16	15	1	0	0	1	1
Rogers	15	11	4	1	7	1	0
Saleaumua	11	10	1	2	18	0	0
Stratouers	10	7	3	2	17	0	0
Robinson	9	8	0	0	8	0	0
Green	6	4	2	2	18	0	0
Ahrens	2	2	0	0	0	0	0
Lions	1084	874	210	47	393	56	20
Opponents	902	735	167	52	410	75	11

NFL Standings

NFC Central	W	L	T	Pct	Pts	OP	AFC Central	W	L	T	Pct.	Pts	OP
Chicago	12	4	0	.750	312	215	Cincinnati	12	4	0	.750	446	329
Minnesota	11	5	0	.688	406	233	Cleveland	10	6	0	.625	304	288
Tampa Bay	5	11	0	.313	216	350	Houston	10	6	0	.625	424	365
DETROIT	4	12	0	.250	220	313	Pittsburgh	5	11	0	.313	336	421
Green Bay	4	12	0	.250	240	315	AFC East						
NFC East							Buffalo	12	4	0	.750	329	327
Philadelphia	10	6	0	.625	379	319	Indianapolis	9	7	0	.563	354	315
NY Giants	10	6	0	.625	359	304	New England	9	7	0	.563	290	284
Washington	7	9	0	.436	345	367	NY Jets	8	7	1	.531	372	354
Phoenix	7	9	0	.438	344	398	Miami	6	10	0	.375	319	380
Dallas	3	13	0	.188	265	361	AFC West						
NFC West							Seattle	9	7	0	.563	339	329
San Francisco	10	6	0	.625	369	294	Denver	8	8	0	.500	327	352
L.A. Rams	10	6	0	.625	407	293	L.A. Raiders	7	9	0	.436	325	369
New Orleans	10	6	0	.625	312	283	San Diego	6	10	0	.375	231	332
Atlanta	6	11	0	.313	244	315	Kansas City	4	11	1	.261	254	320

Min defeated the LA/Rs, 29-17, in the NFC wild card. SF defeated Min, 34-9, and Chi defeated Min, 20-12, in the NFC playoffs. SF defeated Chi, 28-3, for the NFC title. Hou defeated Det, 24-23, in the AFC wild card. Buf defeated Hou, 17-10, and Cin defeated Sea, 21-13, in the AFC playoffs. Cin defeated Buf, 21-10, for the AFC title. SF defeated Cin, 20-16, for the NFL title in SB XXIII.

IN 1988: Vice President George Bush sweeps 40 states, defeating Michael Dukakis in the U. S. Presidential election.



YEAR-BY-YEAR RESULTS

Detroitlions.com
Media.Detroitlions.com

1989

Record: 7-9, 3rd NFC Central				
Date	W/L	Score	Opponent	Att
9/10	L	13-16	Phoenix	36,735
9/17	L	14-24	at NY Giants	76,021
9/24	L	27-47	Cincinnati	71,148
10/1	L	3-23	Pittsburgh	43,804
10/8	L	17-24	Minnesota	55,380
10/15	W	17-16	at Tampa Bay	46,225
10/22	L	7-20	Minnesota	51,579
10/29	L	20-23ot	at Green Bay (MI)	53,731
11/5	L	31-35	at Houston	46,056
11/12	W	31-22	Green Bay	44,324
11/19	L	7-42	Cincinnati	55,720
11/23	W	13-10	Cleveland	65,624
12/3	W	21-14	New Orleans	38,550
12/10	W	27-17	at Chicago	52,650
12/17	W	39-7	Tampa Bay	40,362
12/24	W	31-24	at Atlanta	7,792

Usual Starters

Offense	Defense
QB 82 Robert Clark	LE 76 Eric Williams
WR 84 Richard Johnson	NT 93 Jerry Ball
LT 75 Lomas Brown	RE 97 Kevin Brooks
LG 65 Eric Andolsek	LB 99 Jimmy Williams
C 53 Kevin Glover	LB 54 Chris Spielman
RG 67 Kevin Dallalora	LB 57 Victor Jones (9); 98 Dennis Gibson (5)
RT 73 Harvey Salem (8); 84 Eric Sanders (7)	LB 55 Michael Coler; 98 George Jamison
VE 24 Jason Phillips (8); 81 Stanley Mobley (5)	CB 21 Terry Taylor
TE 87 Walter Stanley	CB 43 Jerry Holmes
OB 9 Rodney Peete	SS 36 Bennie Blades
SB 20 Barry Sanders	SF 35 William White

Pro Bowl Selections: Jerry Ball (NT), Eddie Murray (K), Barry Sanders (RB), Chris Spielman (LB)

Team Statistics

Total First Downs	Det	Opp
Rushing	274	314
Passing	117	98
Penalty	139	189
3rd Down Made/Att	18	27
3rd Down Pct.	63/189	63/220
4th Down Made/Att	49/92	37/7
4th Down Pct.	81/3	10/14
Avg. Per Game	61.5	71.4
Possession Avg.	26.14	33.46
Total Net Yards	492	557
Avg. Per Game	312.0	346.1
Total Plays	928	1064
Avg. Per Play	5.4	5.2
Net Yards Rushing	2053	1621
Avg. Per Game	193.7	244.8
Total Rushes	421	454
Net Yards Passing	2339	3916
Avg. Per Game	126.3	101.3
Sacked Yards Lost	57/343	40/277
Gross Yards	3282	4193
Att./Completions	450/229	570/370
Completion Pct.	40.9	64.9
Had Intercepted	24	16
Punts/Average	83/42.6	80/41.2
Net Punting Avg.	36.0	31.8
Penalties/Yards	121/377	107/993
Fumbles/Ball Lost	37/24	28/19
Touchdowns	36	42
Rushing	23	18
Passing	11	19
Returns	2	5

Points Scored

Lions	Opponents
68	108
29	196

Scoring

B. Sanders	280	1470	5:3	34	1
Gagliano	41	192	4:7	19	4
Peete	33	148	4:5	144	4
Page	30	105	3:5	16	0
Painter	15	64	4:3	9	0
R. Johnson	12	38	3:2	14	0
Gray	3	22	7:3	14	0
Hipple	2	11	1:5	10	1
L. Brown	1	3	3:0	3	0
Long	1	2	0:7	6	0
McDonald	1	2	2:0	2	0
Lions	421	2053	3:4	34	2
Opponents	454	1621	3:6	53t	1

Rushing

Att	Yds	Avg	Lg	TD
B. Sanders	280	14.0	53	34
Gagliano	41	19.2	47	19
Peete	33	14.8	45	14
Page	30	10.5	35	16
Painter	15	64	4.3	9
R. Johnson	12	38	3.2	14
Gray	3	22	7.3	14
Hipple	2	11	5.5	10
L. Brown	1	3	3.0	3
McDonald	1	3	0.7	6
Long	1	2	-2.0	2
Lions	421	2053	4.9	34
Opponents	454	1621	3.6	53

Receiving

Rec	Yds	Avg	Lg	TD
R. Johnson	70	1091	15.6	75
Clark	41	748	18.2	69
Phillips	30	352	11.7	55
B. Sanders	24	334	12.7	37
G. Sanders	24	282	11.8	46
Mobley	13	158	12.2	30
McDonald	12	138	11.5	24
Ford	3	56	11.2	37
Painter	2	41	13.7	27
Gray	2	47	23.5	30

T. Johnson	2	29	14.5	22	0
Page	2	27	13.5	15	0
Chadwick	1	8	8.0	9	0
Lions	229	3282	14.3	75	11
Opponents	370	4193	11.3	69	19

Passing	Att	Cmp	Yds	Cmp%	Avg	TD	Int%	Int%	Lg	Sk/Y	Rtg
Gagliano	232	117	1671	50.4	7.2	6	2.6	12	5.2	75	25/167
Peete	195	103	1479	52.8	7.5	5	2.6	9	4.6	69	27/164
Hipple	18	7	90	38.9	5.0	0	0.0	3	16.7	30	5/26
Long	5	2	42	40.0	8.4	0	0.0	0	0.0	37	0/0
Lions	450	229	3282	50.9	7.2	11	2.4	24	5.3	75	57/343
Opponents	570	370	4193	64.9	7.2	19	3.3	16	2.8	69	40/277

Interceptions	Int	Yds	Avg	Lg	TD
Holmes	6	77	12.8	36	1
J. Williams	5	15	3.0	9	0
Gibson	1	10	10.0	10	0
Crockett	1	5	5.0	5	0
Noga	1	0	0.0	0	0
Taylor	1	0	0.0	0	0
White	1	0	0.0	0	0
Lions	16	107	6.7	36	1
Opponents	24	447	18.6	90	3

Punting	Pnt	Yds	Avg	Net	TB	In	Lg	B
Arnold	82	3538	43.1	18.4	9	14	64	8
Lions	83	3538	42.6	36.0	9	14	64	8
Opponents	80	3293	41.2	31.8	9	22	58	8

Punt Returns	PR	FC	Yds	Avg	Lg	TD
Stanley	36	5	496	13.8	74	0
Gray	11	2	76	6.9	15	0
Woods	0	0	0	0.0	0	0
Lions	47	8	572	12.2	74	0
Opponents	46	12	373	8.1	30	0

Kickoff Returns	KR	Yds	Avg	Lg	TD
Gray	24	640	26.7	59	0
Palmer	11	255	23.2	62	0
Stanley	9	95	10.6	19	0
B. Sanders	5	118	23.6	43	0
Alexander	5	5	20.0	25	0
Woods	2	28	14.0	15	0
Dallalora	2	13	6.5	13	0
Painter 1-14; Crockett 1-8; Griffin 1-1					
Lions	83	2039	24.6	91	0
Opponents	68	1560	22.9	67	0

Field Goals	1-19	20-29	30-39	40-49	50+
Murray	0/0	3/3	8/9	8/8	1/1
Lions	0/0	0/0	3/3	8/8	1/1
Opponents	0/0	11/12	7/9	5/10	0/1
Murray: (305, 236); (406, 486); (370); (500); (280); (426, 340, 460); (470); (450); (396, 356); (456, 286); (336, 436, 356, 386); (390)					

Defense	TD	ST	AT	Sk	Yds	PD	FF	FR	SIT
Spielman	125	89	36	0	30	1	2	2	0
Stables	0	81	19	0	0	8	2	1	1
Williams, J	94	80	14	4	22	9	2	1	1
White, W	80	63	17	1	4	4	2	3	0
Ball	73	62	11	9	64	1	1	0	0
Holmes	69	61	8	0	0	15	1	0	0
Taylor	57	45	12	0	0	6	1	1	0
Williams, E	50	42	8	5.5	48	3	1	0	0
Jones	40	35	15	0	0	0	1	2	0
Crockett	6	0	28	12	0	0	1	1	6
Brooks	39	31	8	2	7	0	1	1	0
Griffin	36	27	9	0.5	1	4	0	0	6
Colfer	34	27	9	0	60	0	0	0	2
Jamison	31	25	6	2	18	1	0	0	2
Gibson	29	25	4	0	0	1	0	3	0
Alexander	21	19	2	0	0	6	0	0	3
Noga	11	9	2	0	0	2	1	0	7
Green	8	5	2	0	0	0	0	0	0
Pete	6	6	0	1	10	0	0	0	0
Brown, M	5	5	0	0	0	0	0	0	0
Caston	4	4	0	0	0	0	1	1	9
Miller	3	3	0	0	0	0	0	0	0
Ferguson	3	2	1	0	0	0	0	0	0
McNorton	2	1	1	1	12	2	0	0	2
Cribbs	1	1	1	0	0	0	0	0	0
Special Teams: Karpinski 14; Paige 14; Painter 13; Sanders, E; 5; Johnson 3; Ford 2; Arnold 1; Johnson 1									
Totals	972	776	196	40	277	65	14	16	106
Opponents	882	760	122	57	343	77	20	24	1

NFL Standings

NFC Central	W	L	T	Pct.	Pts	OP	AFC Central	W	L	T	Pct.	Pts	OP
Minnesota	10	6	0	.625	351	275	Cleveland	9	6	1	.594	334	254
Green Bay	10	6	0	.625	362	356	Houston	9	7	0	.563	365	412
DETROIT	7	9	0	.438	312	364	Pittsburgh	9	7	0	.563	265	325
Chicago	6	10	0	.375	356	377	Cincinnati	8	8	0	.500	404	285
Tampa Bay	5	11	0	.313	320	419	AFC East						
NFC East							Buffalo	9	7	0	.563	409	317
NY Giants	12	4	0	.750	348	252	Indianapolis	8	8	0	.500	298	301
Philadelphia	11	5	0	.688	342	274	Miami	8	8	0	.500	331	379
Washington	10	6	0	.625	386	308	New England	5	11	0	.313	287	381
Phoenix	5	11	0	.313	256	377	NY Jets	4	12	0	.250	253	411
Dallas	1	15	0	.063	204	393	AFC West						
NFC West							Denver	11	5	0	.688	362	226
San Francisco	14	2	0	.875	442	253	Kansas City	7	7	1	.521	318	266
L.A. Rams	11	5	0	.688	426	344	L.A. Raiders	8	8	0	.500	315	297
New Orleans	9	7	0	.563	386	301	Seattle	7	9	0	.438	241	327
Atlanta	3	13	0	.188	279	437	San Diego	6	10	0	.375	266	290
L.A.M defeated Phi, 21-7, in the NFC wild card. L.A.M defeated NYG, 19-13, in overtime and SF defeated Min, 41-13, in NFC playoffs. SF defeated L.A.M, 39-3, for NFC title. SF defeated Hou, 28-23, OT in AFC wild card. Den defeated Phi, 24-23, and Cle defeated Buf, 34-30, in AFC playoffs. Den defeated Cle, 37-21, for AFC title. SF defeated Den, 55-10, for NFL title in SB XXV.													

IN 1989: Earthquake measuring 7.1 on Richter scale hits Northern California killing 61 and leaving thousands homeless.



YEAR-BY-YEAR RESULTS

Detroitlions.com
Media.Detroitlions.com

1990

Record: 6-10, 3rd NFC Central

Date	W/L	Score	Opponent	Att
9/9	W	21-38	Tampa Bay	54,728
9/16	W	21-14	Atlanta	48,961
9/23	L	20-23	at Tampa Bay	55,075
9/30	L	21-24	Green Bay	64,509
10/7	W	34-27	at Minnesota	57,586
10/14	L	24-43	at Kansas City	74,312
10/28	W	27-10	at New Orleans	64,368
11/4	L	38-41ot	Washington	69,326
11/11	L	7-17	Minnesota	68,264
11/18	L	0-20	at NY Giants	76,109
11/22	W	40-27	Denver	73,896
12/2	L	17-23ot	at Chicago	62,313
12/10	L	31-38	L.A. Raiders	72,190*
12/16	W	39-21	Chicago	67,759
12/22	W	24-17	at Green Bay	46,700
12/30	L	10-30	at Seattle	50,681

*Silverdome sellout

Usual Starters

Offense	Defense
QR 82 Robert Clark	LE 70 Dan Owens
WR 84 Richard Johnson	NT 93 Jerry Ball
LT 75 Lomas Brown	RE 77 Keith Ferguson
LG 65 Eric Andolsek	LB 59 Jimmy Williams (9)
C 53 Kevin Glover	SS 38 George Jamison (7)
RC 67 Ken Dulaifer	LB 54 Chris Spielman
RT 73 Harvey Salem	LB 98 Dennis Gibson
YR 87 Jeff Campbell (8)	LB 55 Michael Cofer
QB 83 Aubrey Matthews (6)	CB 29 Bruce McKnight (8)
ZR 81 Mike Farr (8)	PR 39 Ray Crockett (6)
89 Terry Greer (8)	CB 25 Lefay Irvin
OB 9 Rodney Peete	SS 35 William White
SB 20 Barry Sanders	FS 36 Bernie Blades

Pro Bowl Selections: NT Jerry Ball, T Lomas Brown, KR Mel Gray, RB Barry Sanders, LB Chris Spielman

Team Statistics

Team Statistics	Det	Opp
Total First Downs	281	335
Rushing	112	141
Passing	152	175
Penalty	17	19
3rd Down Made/Att	53/164	106/222
3rd Down Pct.	32.0	48.0
4th Down Made/Att	7/14	12/16
4th Down Pct.	50.0	75.0
Possession Avg.	28.04	35.10
Total Net Yards	4984	5734
Avg. Per Game	311.5	358.4
Total Plays	871	1080
Avg. Per Play	5.7	5.3
Net Yards Rushing	1929	2388
Avg. Per Game	120.6	149.3
Total Rushes	367	532
Net Yards Passing	3055	3346
Avg. Per Game	190.9	209.1
Sacked/Yards Lost	44/273	41/279
Gross Yards	3328	3625
Att./Completions	460/242	507/319
Completion Pct.	52.6	62.8
Had Intercepted	20	17
Punts/Average	63/40.6	62/40.8
Net Punting Avg.	35.5	37.0
Penalties/Yards	88/731	97/798
Fumbles/Ball Lost	29/16	30/18
Touchdowns	46	49
Rushing	19	22
Passing	24	21
Returns	3	6

Points Scored

Points Scored	Q1	Q2	Q3	Q4	OT	Pts
Lions	11	102	65	95	0	373
Opponents	86	122	83	113	9	413

Scoring

Scoring	TD	Ru	Pa	Rt	PAT	FG	S	Pts
Sanders, B.	16	13	3	0	0/0	0/0	0	96
Murray	0	0	0	0	34/34	13/19	0	73
Clark	8	0	8	0	0/0	0/0	0	48
Peete	6	0	6	0	0/0	0/0	0	36
Johnson	6	0	0	0	0/0	0/0	0	36
Karlis	0	0	0	0	12/12	4/7	0	24
Greer	3	0	3	0	0/0	0/0	0	18
Campbell	2	0	2	0	0/0	0/0	0	12
Wilder	1	0	1	0	0/0	0/0	0	6
Williams	1	0	0	1	0/0	0/0	0	6
Matthews	1	0	1	0	0/0	0/0	0	6
White, W.	1	0	0	1	0/0	0/0	0	6
Crockett	1	0	0	1	0/0	0/0	0	6
Lions	46	19	24	3	46/46	17/26	0	373
Opponents	49	22	21	6	48/48	23/30	1	413

Rushing

Rushing	Att	Yds	Avg	Lg	TD
Sanders, B.	275	1304	5.1	45t	13
Peete	48	365	7.6	37	6
Gagliano	46	145	3.2	22	0
Ware	35	62	1.8	11	0
Wilder	11	51	4.6	113	0
Lions	367	1929	5.3	45t	19
Opponents	332	2388	4.5	55t	22

Receiving

Receiving	Rec	Yds	Avg	Lg	TD
Johnson	64	727	11.4	54t	6
Clark	53	932	17.6	57	8
Sanders, B.	35	462	13.2	47t	3
Matthews	30	349	11.6	52	1
Greer	19	336	16.6	68	3
Campbell	20	232	12.4	51	2
Farr	12	170	14.2	44	0
Phillips	8	112	14.0	29	0
Wilder	1	8	8.0	8t	1
Lions	242	3328	13.8	68t	24
Opponents	319	3625	11.4	68t	21

Passing

Passing	Att	Cmp	Yds	Cmp%	Avg	TD	TD%	Int%	Lg	Sk/Y	Rtg
Peete	271	142	1974	52.4	7.28	13	4.8	8	3.0	68t	27/168
Gagliano	159	87	1190	54.7	7.48	10	6.3	10	6.3	44	13/83
Ware	30	13	164	43.3	5.47	1	3.3	2	6.7	33	4/22
Lions	460	242	3328	52.6	7.23	24	5.2	20	4.3	68t	44/273
Opponents	507	319	3625	62.9	7.15	21	4.1	17	3.4	68t	41/279

Interceptions

Interceptions	Ints	Yds	Avg	Lg	TD
White, W.	5	120	24.0	48	1
Crockett	3	17	5.7	9	0
Blades	2	25	12.5	21	0
McNorton	1	33	33.0	33	0
Oldham	1	28	28.0	28	0
Irvin	1	22	22.0	22	0
Welch	1	16	16.0	16	0
Spielman	1	12	12.0	12	0
Cofer	1	0	0.0	0	0
Jones	1	0	0.0	0	0
Lions	17	273	16.1	48	1
Opponents	20	346	17.3	62t	3

Punting

Punting	Pnt	Yds	Avg	Net	TB	Lg	B
Arnold	63	2560	40.6	35.5	5	10	58
Lions	63	2560	40.6	35.5	5	10	59
Opponents	62	2530	40.8	33.0	6	8	57

Punt Returns

Punt Returns	PR	FC	Yds	Avg	Lg	TD
Gray	34	7	362	10.6	39	0
Campbell	1	0	0.0	0	0	0
Lions	35	7	362	10.3	39	0
Opponents	29	10	234	8.1	24	0

Kickoff Returns

Kickoff Returns	KR	Yds	Avg	Lg	TD
Gray	41	939	22.9	65	0
Oldham	13	234	18.0	42	0
Campbell	12	238	19.8	38	0
Phillips 2-4, 23 Lg; Andolsek 1-12; McKnight 1-0					
Lions	70	1466	20.9	65	0
Opponents	70	1229	17.6	76t	1

Field Goals

Field Goals	1-19	20-29	30-39	40-49	50+
Murray	0/0	6/6	4/6	3/5	0/2
Karlis	0/0	3/3	0/3	0/0	0/1
Lions	0/0	6/6	4/6	3/5	0/2
Opponents	1/1	9/9	8/11	4/7	1/2

Murray: (25G-33G) (34N,50N,51N,44N) (32G-23G, 43G,45G) (34G,39N) (47G) (26G) (41N,22G)
(24G)—13/19, 88.4%
Karlis: (21G) (39N,52N,25N,35G,26G) (37N)—4/7, 57.1%
Opponents: (22G) (155G,26N) (49N,34G) (36G,48G) (21G,32G) (47G) (38G,34G) (27G,40N)
(24G,45G,45N) (24G,32G) (35N,19G) (37G) (50N) (33N,32N,25G) (43G,25G,37G)—23/30, 76.6%

Defense

Defense	TT	ST	At	Sk	Yds	PD	FF	FR	STT
Spielman	108	79	29	2	20	2	1	2	0
White, W.	106	78	28	2	14	1	1	0	0
Blades	82	60	22	1	10	3	1	0	0
Cofer	77	63	14	10	57	2	1	2	0
Gibson, D.	65	57	8	3	8	2	2	1	3
Williams, J.	60	49	11	3	8	4	0	0	0
Ferguson	56	41	15	3	22	1	0	0	0
McNorton	53	46	7	0	0	10	0	0	3
Crockett	52	46	6	1	14	10	2	2	7
Ball	50	38	12	2	18	0	1	0	0
Owens	46	32	14	3	20	0	0	0	0
Jamison	37	33	4	2	14	0	0	1	6
Jones	35	31	4	1	0	1	0	0	9
Irvin	32	32	3	1	0	11	0	0	1
Caston	31	21	10	0	0	2	1	0	7
Cleveland	21	15	6	0	0	4	0	1	6
Welch	18	16	2	0	0	1	0	0	7
Oldham	14	12	1	1	11	1	0	0	0
Brooks, K.	11	9	2	1	10	0	0	0	0
Spindler	11	9	1	3	16	0	1	1	0
Duchens	11	8	3	4	34	0	0	1	10
Hayworth	10	8	3	0	0	0	0	0	0
Taylor, T.	9	7	2	0	0	0	0	0	0
Pete	8	7	1	0	0	0	0	0	0
White, S.	8	7	1	0	0	0	0	0	0
Hunter	7	7	0	3	20	0	0	0	0
Cline	4	4	0	1	5	1	1	0	0
Brown, M.	4	3	0	1	0	0	0	0	8
Alexander	1	1	0	0	0	0	0	0	0
Carrington	1	1	0	0	0	0	0	0	11
Miller, J.	0	0	0	0	0	0	0	0	0

Special Teams: Noga 13; Wilder 3; Arnold 2; Greer 1

NFL Standings

Chicago	11	5	0	.688	348	260	Cincinnati	9	7	0	.563	360	352
Tampa Bay	6	10	0	.375	264	367	Houston	9	7	0	.563	305	307
DETROIT	6	10	0	.375	373	413	Pittsburgh	9	7	0	.563	292	240
Pittsburgh	6	10	0	.375	271	347	Cleveland	3	13	0	.188	228	482
Green Bay	6	10	0	.375	351	326	AFC East						
Minnesota	6	10	0	.375	351	326	Buffalo	13	3	0	.813	428	263
NFC East							Miami	12	4	0	.750	336	242
NY Giants	13	3	0	.813	355	211	Indianapolis	7	9	0	.438	281	353
Philadelphia	10	6	0	.625	396	289	NY Jets	6	10	0	.375	295	345
Washington	10	6	0	.625	381	301	New England	1	15	0	.063	181	446
Dallas	7	9	0	.438	244	308	AFC West						
Phoenix	5	11	0	.313	268	396	L.A. Raiders	12	4	0	.813	428	263
NFC West							San Francisco	11	5	0	.688	369	257
San Francisco	14	2	0	.875	353	239	Kansas City	7	9	0	.438	281	353
New Orleans	8	8	0	.500	274	275	Seattle Jr	9	7	0	.563	306	386
San Diego	11	5	0	.688	348	260	Denver	11	5	0	.688	348	260
Atlanta	5	11	0	.313	348	365	Denver	5	11	0	.313	331	371



YEAR-BY-YEAR RESULTS

Detroitlions.com
Media.Detroitlions.com

1991

Record: 12-4, 1st NFC Central

Date	W/L	Score	Opponent	Att
9/1	W	0-45	at Washington	52,958
9/8	W	23-14	Green Bay	43,132
9/15	W	17-13	Miami	56,896
9/22	W	33-24	at Indianapolis	53,396
9/29	W	31-3	Tampa Bay	44,479
10/6	W	24-20	Minnesota	63,423
10/10	L	3-35	at San Francisco	61,240
10/27	W	34-10	Dallas	74,906*
11/3	L	21-30	at Chicago	57,281
11/10	L	21-30	at Tampa Bay	37,742
11/17	W	21-10	L.A. Rams	60,873
11/24	W	34-14	at Minnesota	51,644
11/28	W	16-6	Chicago	78,879*
12/8	W	34-20	NW Jets	69,304
12/15	W	21-17	at Green Bay	43,881
12/22	W	17-14ot	at Buffalo	78,059
NFC Playoffs				
1/5/92	W	38-5	Dallas	79,835*
1/12/92	L	10-41	at Washington	55,584

*Silverdome sellout

Usual Starters

Offense

QR	86	Willie Green
WR	80	Brett Periman
LT	75	Lomas Brown
LG	65	Eric Andolsek
C	53	Kevin Glover
RG	60	Mike Utley
RT	64	Eric Sanders
LB	91	Mike Farr
ZB	82	Robert Clark
QB	9	Rodney Peete, 12 Erik Kramer (8)
RB	20	Barry Sanders

Defense

LE	92	Marc Spindler
NT	93	Jerry Ball
DE	90	Don Owens
LB	58	George Jamison
LB	54	Chris Spielman
LB	98	Dennis Gibson
LB	98	Tracy Hayworth
CB	39	Ray Crockett
CB	24	William Jenkins
SS	35	Melvin White
FS	36	Bernie Blades

Pro Bowl Selections: NT Jerry Ball, S Bernie Blades, T Lomas Brown, KR Mel Gray, RB Barry Sanders, LB Chris Spielman

Team Statistics

	Det	Opp
Total First Downs	280	305
Rushing	118	93
Passing	146	189
Penalty	16	23
3rd Down: Made/Att	71/196	80/200
3rd Down Pct.	36.0	39.5
4th Down: Made/Att	3/6	9/20
4th Down Pct.	50.0	45.0
Possession Avg.	28:39	31:21
Total Net Yards	4788	5043
Avg. Per Game	299.3	315.2
Total Plays	938	1008
Avg. Per Play	5.1	5.0
Net Yards Rushing	1930	1757
Avg. Per Game	120.6	109.2
Total Rushes	454	444
Net Yards Passing	2858	3286
Avg. Per Game	178.6	205.4
Sacked/Yards Lost	25/116	30/237
Gross Yards	2974	3523
Att./Completions	459/252	534/315
Completion Pct.	54.9	59.0
Had Intercepted	17	19
Punts/Average	75/41.2	67/39.2
Net Punting Avg.	35.4	31.7
Penalties/Yards	93/799	94/704
Fumbles/Ball Lost	25/13	32/17
Touchdowns	40	34
Rushing	16	16
Passing	16	16
Returns	5	2

Points Scored

	Q1	Q2	Q3	Q4	OT	Pts
Lions	72	67	77	120	3	339
Opponents	75	108	58	54	0	295

Scoring

	TD	Ru	Pa	Rt	PAT	FG	S	Pts
Sanders, B.	17	16	1	0	0/0	0	0	102
Murray	0	0	0	0	40/40	19/28	0	97
Green	7	2	7	0	0/0	0	0	42
Clark	6	0	6	0	0/0	0	0	36
Peete	2	2	0	0	0/0	0/0	0	12
Crockett	1	0	0	1	0/0	0/0	0	6
White, W.	1	0	0	1	0/0	0/0	0	6
Periman	1	0	1	0	0/0	0/0	0	6
Kramer	1	1	0	0	0/0	0/0	0	6
Farr	1	0	1	0	0/0	0/0	0	6
Hayworth	1	0	0	1	0/0	0/0	0	6
Gray	1	0	0	1	0/0	0/0	0	6
White, S.	1	0	0	1	0/0	0/0	0	6
Lions	40	19	16	2	40/40	19/28	1	339
Opponents	34	16	16	2	34/34	19/28	0	295

Rushing

	Att	Yds	Avg	Lg	TD
Sanders, B.	242	1568	6.5	69t	16
Murray	25	125	5.0	26	0
Overtown	14	59	4.2	9	0
Jackson	17	55	3.2	10	0
Doezier	3	2	0.7	3	0
Arnold	2	42	21.0	21	0
Kramer	34	26	0.7	12	1
Gray	2	11	5.5	6	0
Periman	4	10	2.5	6	0
Ware	4	6	1.5	0	0
Lions	453	1930	4.3	69t	19
Opponents	444	1760	4.0	59t	16

Receiving

	Rec	Yds	Avg	Lg	TD
Sanders, B.	52	668	12.8	42	1
Clark	47	640	13.6	68t	6

Farr	42	431	10.3	34t	1
Sanders, B.	41	307	7.5	34	1
Green	39	592	15.2	73t	7
Moore	11	135	12.3	21	0
Tennell	4	43	10.8	18	0
Overtown	4	38	9.5	14	0
Gray	3	42	14.0	31	0
Matthews	3	21	7.0	11	0
Campbell 2-49, 28 Lg; Fortin 1-4; Riley 1-3; Dozier 1-3; Jackson 1-4-2; Lions	252	2974	11.8	73t	16
Opponents	315	3523	11.2	51	16

	Att	Cmp	Yds	Cmp%	TD%	Int	Int%	Lg	Sk/Y	Rtg
Passing	265	336	1635	51.3	6.1	11	4.2	8	73t	147.4
Kramer	194	116	1339	59.8	6.0	5	2.6	9	68t	114.2
Peete	459	252	2974	54.9	6.4	16	3.5	17	73t	25/116
Opponents	534	315	3523	59.0	6.0	16	3.0	19	30	20/37

	Int	Yds	Avg	Lg	TD
Interceptions	6	141	23.5	96t	1
Crockett	4	26	6.5	23	0
Taylor	3	52	17.3	19	0
White, W.	2	35	17.5	28	0
White, S. 1-18, 18t Lg, 1 TD; Blades 1-14; Alexander 1-0; Hayworth 1-0	19	286	15.1	96t	2
Lions	17	229	13.5	57t	1
Opponents	19	286	15.1	96t	2

	Pnt	Yds	Avg	Net	TB	In20	Lg	B
Punting	75	3092	41.2	35.4	5	27	63	0
Arnold	75	3092	41.2	35.4	5	27	63	0
Lions	67	2829	39.2	31.7	6	16	56	0
Opponents	67	2829	39.2	31.7	6	16	56	0

	PR	FC	Yds	Avg	Lg	TD
Punt Returns	25	14	385	15.4	76t	0
Gray	1	0	0	0.0	0	0
Jenkins	1	0	0	0.0	0	0
Lions	26	14	385	14.8	76t	1
Opponents	35	10	340	9.7	69t	1

	KR	Yds	Avg	Lg	TD
Kickoff Returns	36	929	25.8	71	0
Gray	9	85	9.4	18	0
Campbell	4	71	17.8	23	0
Overtown	4	60	15.0	38	0
Doezier	58	1170	20.2	71	0
Lions	63	1095	17.4	53	0
Opponents	58	1170	20.2	71	0

	1-19	20-29	30-39	40-49	50+
Field Goals	1/1	3/4	8/10	5/9	2/4
Murray	1/1	3/4	8/10	5/9	2/4
Lions	1/1	12/12	4/8	2/6	0/1
Opponents	1/1	12/12	4/8	2/6	0/1

Murray: (50N,41G,27G,36G) (46G,51N) (48N,19G) (38G,48N) (47G,47N) (37G) (44G,32G) (31G) (37G,23N,50N) (21G,50G,37G) (43G,37G,43N,39N) (30N,21G)—19/28, 67.8%

Opponents: (26G) (48N) (18G,47G) (20G) (32G) (42G,25G,48N) (47N,35G) (21G,25G,43N) (29G,33G,36N) (27G) (1) (27G,22G,37N) (30N,22G,25G) (23G) (22N,37N)—19/28, 67.9%

	TD	ST	AT	Sk	Yds	PD	FF	FR	SIT
Defense	126	84	42	8	4	0	3	3	0
Spielman	93	65	28	0	0	7	1	0	0
Blades	87	64	23	0	0	10	0	0	0
White, W	86	86	0	1	10	4	2	0	22
Jenkins	86	74	12	1	10	16	1	1	7
Crockett	86	74	12	1	10	16	1	1	7
Jamison	86	67	19	4	30	5	2	1	0
Gibson	62	36	26	0	0	3	0	0	3
Owens	51	40	11	5.5	60	1	1	2	0
Spindler	49	33	16	3.5	13	2	1	0	0
Hayworth	43	26	17	2	14	0	0	2	9
Ball	36	31	5	2	17	1	1	1	0
Pritchett	26	20	6	1.5	6	1	0	0	8
Taylor	25	25	0	0	0	7	1	0	0
Caston	19	16	0	0	0	0	0	0	13
Hunter	16	14	2	6	53	0	0	1	1
Alexander	16	13	3	0	0	0	0	0	2
Ball	14	13	0	0	0	0	0	1	1
White, S	14	13	1	0	0	1	1	0	0
Scott	14	10	4	0	0	1	1	0	5
Jones	13	13	0	0	0	1	0	0	12
Pete	13	5	1.5	10	0	0	1	1	9
Noga	10	10	0	0	0	0	1	1	0
Brown, M	5	5	0	0	0	0	0	0	1
Cofer	3	2	1	1	13	0	0	0	0
Weich	3	2	1	1	13	0	0	0	1
Special Teams: Tennell 3; Sanders, E 2; Little 1; Doezier 1; Riley, E 1; Overtown 1;									
Lions	995	767	229	30	237	83	15	19	106
Opponents	906	720	185	25	116	69	13	14	—

NFL Standings

NFC Central	W	L	T	Pct	Pts	OP	AFC Central	W	L	T	Pct	Pts	OP
DETROIT	12	4	0	.750	339	295	Houston	11	5	0	.688	386	251
Chicago	11	5	0	.688	299	269	Pittsburgh	7	9	0	.438	292	344
Minnesota	8	8	0	.500	301	305	Cleveland	6	10	0	.375	293	298
Green Bay	4	12	0	.250	273	313	Cincinnati	3	13	0	.188	263	435
Tampa Bay	3	13	0	.188	199	365	AFC East						
NFC East							Buffalo	13	3	0	.813	448	318
Washington	14	2	0	.875	485	224	NY Jets	8	8	0	.500	314	293
Dallas	11	5	0	.688	342	310	Kansas City	10	6	0	.625	322	252
Philadelphia	10	6	0	.625	285	244	New England	6	10	0	.375	211	305
NY Giants	8	8	0	.500	281	297	Indianapolis	1	15	0	.063	143	381
Phoenix	4	12	0	.250	196	344	AFC West						
NFC West							Denver	12	4	0	.750	304	235
New Orleans	11	5	0	.688	341	211	San Diego	10	6	0	.625	322	252
Atlanta	10	6	0	.625	361	338	L.A. Raiders	9	7	0	.563	298	297
San Francisco	10	6	0	.625	393	239	Seattle	7	9	0	.438	276	261
L.A. Rams	3	13	0	.188	234	390	San Diego	4	12	0	.250	274	342

Ati defeated NO, 27-20, and Dal defeated Chi, 17-13, in NFC wild card. Was defeated Atl, 24-7, and DET defeated Dal



YEAR-BY-YEAR RESULTS

Detroitlions.com
Media.Detroitlions.com

1992

Record: 5-11, 5th NFC Central

Date	W/L	Score	Opponent	Att
9/6	W	24-27	at Chicago	63,672
9/13	W	31-17	Minnesota	57,519
9/20	L	10-13	at Washington	55,818
9/27	L	23-26	Tampa Bay	51,374
10/4	L	7-13	New Orleans	66,971
10/15	L	14-31	at Minnesota	52,816
10/25	W	38-7	at Tampa Bay	53,995
11/1	L	13-27	Green Bay	60,594
11/8	L	3-37	Dallas	74,816*
11/15	L	14-17	at Pittsburgh	52,242
11/22	W	19-13	at Cincinnati	48,574
11/26	L	21-24	Houston	73,711
12/6	L	10-38	at Green Bay	49,469
12/13	W	20-14	Cleveland	65,970
12/20	W	16-3	Chicago	72,777
12/28	L	6-24	at San Francisco	55,907

*Silverdome sellout

Usual Starters

Offense	Defense
QB 86 Willie Green	LE 92 Marc Spindler
WR 80 Brett Periman	NT 93 Jerry Ball
LT 75 Lomas Brown	RE 94 Kelvin Pritchett
LG 66 Shawn Bouwers	LB 58 George Jamison
C 53 Kevin Glover, 62 Blake Miller	LB 54 Chris Spielman
RG 67 Ken Dallator	DE 98 Dennis Gibson
RT 76 Scott Conover	LB 55 Michael Cofer (8), 59 Tracy Scroggins (7)
WR 81 Mike Farr	CB 39 Ray Crockett
DB 84 Herman Moore	CB 24 Melvin Jenkins
DB 9 Rodney Peste	SS 35 Willie White
RB 20 Barry Sanders	FS 36 Bernie Blades

Pro Bowl Selections: T Lomas Brown, KR Mel Gray, RB Barry Sanders

Team Statistics

Total First Downs	241	308
Rushing	83	119
Passing	133	168
Penalty	25	21
3rd Down: Made/Att	60/175	84/200
3rd Down Pct.	34.0	42.0
4th Down: Made/Att	3/7	4/9
4th Down Pct.	43.0	44.0
Possession Avg.	27:36	32:23
Total Net Yards	4440	5058
Avg. Per Game	277.5	316.1
Total Plays	843	976
Avg. Per Play	5.3	5.2
Net Yards Rushing	1644	1841
Avg. Per Game	102.8	115.1
Total Rushes	378	460
Net Yards Passing	2976	3217
Avg. Per Game	174.8	201.1
Sacked/Yards Lost	59/354	29/185
Gross Yards	3150	3441
Att./Completions	406/231	487/296
Completion Pct.	56.9	60.8
Had Intercepted	21	24
Punts/Average	66/43.1	56/41.1
Net Punting Avg.	34.7	33.3
Penalties/Yards	122/903	111/871
Fumbles/Ball Lost	26/15	25/11
Touchdowns	30	38
Rushing	9	14
Passing	16	20
Returns	5	4

Points Scored	Q1	Q2	Q3	Q4	OT	Pts
Lions	37	99	65	72	-	273
Opponents	83	82	34	133	-	332

Scoring	TD	Ru	Pa	Rt	PAT	FG	S	Pts
Hanson	0	0	0	0	30/30	21/26	0	93
Sanders, B.	10	9	1	0	0/0	0/0	0	60
Green	5	0	5	0	0/0	0/0	0	30
Periman	4	0	4	0	0/0	0/0	0	24
Moore	4	0	4	0	0/0	0/0	0	24
Gray	2	0	0	2	0/0	0/0	0	12
Ball	1	0	0	1	0/0	0/0	0	6
Jenkins	1	0	0	1	0/0	0/0	0	6
Campbell	1	0	0	1	0/0	0/0	0	6
Blades	1	0	1	0	0/0	0/0	0	6
Barrett	1	0	1	0	0/0	0/0	0	6
Lions	30	9	16	5	30/30	21/26	0	270
Opponents	38	14	20	4	38/38	22/35	0	332

Rushing	Att	Yds	Avg	Lg	TD
Sanders, B.	312	1352	4.3	55*	9
Ware	20	124	6.2	32	0
Peste	21	83	4.0	12	0
Kramer	12	34	2.8	11	0
Stradford	9	29	3.2	11	0
Tillison	4	22	5.5	10	0
Lions	378	1644	4.3	55*	9
Opponents	460	1841	4.0	25	14

Receiving	Rec	Yds	Avg	Lg	TD
Periman	89	810	11.7	40*	4
Moore	51	966	18.9	38	5
Green	33	586	17.8	73*	5
Sanders, B.	29	225	7.8	48	1
Farr	15	115	7.7	14	0
Matthews	9	127	15.2	24	0
Campbell	8	155	19.4	78*	1
Johnson, J.	6	34	5.7	9	0
Barrett	4	67	16.8	24	1
Hinnant	2	28	9.3	13	0
Stradford	2	15	7.5	12	0
McLemore	2	12	6.0	6	0
Lions	231	3150	13.6	78*	16
Opponents	296	3402	11.5	69*	20

Passing	Att	Cmp	Yds	Cmp%	Avg	TD	TD%	Int%	Lg	Sk/Y	Rtg
Peste	213	123	1702	57.7	7.99	9	4.2	9	4.2	78*	80.0
Kramer	106	58	771	54.7	7.27	4	3.8	8	7.5	77*	58.9
Ware	86	50	677	58.1	7.87	3	3.5	4	4.7	59	16/104
Sanders, B.	1	0	0	0.0	0.0	0	0.0	0	0.0	0	39.6
Lions	406	231	3150	56.9	7.76	16	3.9	21	5.2	78*	59/354
Opponents	487	296	3402	60.8	6.99	20	4.1	21	4.3	59*	29/175

Interceptions	Int	Yds	Avg	Lg	TD
White, W.	4	54	13.5	28	0
Crockett	4	50	12.5	35	0
Scott	4	35	8.8	26	0
Jenkins	4	34	8.5	14	0
Blades	3	56	18.7	34	0
White, S.	2	26	13.0	20	0
Lions	21	255	21.1	35	0
Opponents	21	294	14.0	66*	1

Punting	Pnt	Yds	Avg	Net	TB	In20	Lg	B
Arnold	65	2846	43.8	35.2	10	12	71	1
Team	1	0	0.0	0.0	0	0	0	0
Lions	66	2846	43.1	34.7	10	12	71	1
Opponents	55	2263	41.1	33.3	12	21	60	2

Punt Returns	PR	FC	Yds	Avg	Lg	TD
Gray	3	9	175	9.7	58*	0
Campbell	3	4	15	5.0	8	0
Lions	21	9	190	9.0	58*	1
Opponents	30	5	356	11.9	48	0

Kickoff Returns	KR	Yds	Avg	Lg	TD
Gray	42	1006	24.0	89*	2
Campbell	4	61	15.3	21	0
Periman	4	59	14.8	22	0
Stradford	1	35	8.8	16	0
Scott	3	5	1.7	3	0
Tillison	1	27	27.0	27	0
Johnson, J.	1	0	0.0	0	0
Lions	59	1193	20.2	89*	2
Opponents	45	948	21.1	39	0

Field Goals	1-19	20-29	30-39	40-49	50+
Hanson	0/0	5/5	10/10	4/6	5/5
Lions	0/0	5/5	10/10	4/6	5/5
Opponents	0/0	8/10	6/10	4/10	4/5

Hanson: (38G) (45N,35G) (52G,52N,49N) (54N,42G,35G,36G) (27G) (32G,34G) (36G) (35G,27G,20G,29G) (44G) (57H,46G) (22G,38G,30G) (44G,50G) — 21/26, 48.8%

Opponents: (34G,41N,38G) (52G,40N,28N) (53G,34N,27G) (42G,36N,31G) (47N,50G,20G) (20G,28N) (47N) (53G,25G) (25G,42G,30G) (32N,20G,32B) (40G,20G,50N) (46N,30G) (46G) (24G) (40N,37G) — 22/25, 62.9%

Defense	TD	ST	AT	Sk	Yds	PD	FF	FR	SIT
Spielman	146	94	52	1	3	0	0	1	1
Jamison	111	80	31	2	10.5	1	3	1	5
Blades	95	62	33	0	0	5	1	1	0
White, W.	76	57	19	0	0	6	0	0	0
Jenkins	72	72	0	0	0	15	1	1	11
Gibson	60	39	21	0	0	1	0	0	2
Pritchett	59	38	21	6.5	43	0	0	1	4
Crockett	52	41	11	5	12	1	1	1	1
Scott	47	36	11	0	0	6	0	0	4
Ball	43	31	12	2.5	17.5	2	0	3	0
Spindler	34	25	9	2.5	26	0	2	2	0
Scroggins	28	25	3	7.5	41	0	0	0	7
Cofer	27	17	10	2	12	0	0	0	0
Owens	25	20	5	2	10	2	0	0	0
Porcher	21	11	10	1	8	1	0	0	0
Colton	18	18	0	0	0	0	0	2	6
Pete	12	7	5	1	9	0	0	0	1
White	11	9	2	0	0	6	0	0	0
Caston	11	6	5	0	0	0	0	0	11
Johnson, T.	7	5	1	0	0	0	0	0	3
Robinson, J.	6	5	1	0	0	0	0	0	5
Clay	6	4	2	0	0	0	0	0	4
Jones, V.	6	4	2	0	0	0	0	0	3
Jones, A.	3	2	1	0	0	0	0	0	0
Hayworth	2	2	0	0	0	0	0	0	0
Hunter	1	1	0	0	0	0	0	0	0
Hinnant	1	1	0	0	0	0	0	0	0
Tillison	1	1	0	0	0	0	0	0	0
McKnight	1	1	0	0	0	0	0	0	0
Sanders	1	1	0	0	0	0	0	0	0
Arnold	1	1	0	0	0	0	0	0	0
Johnson, J.	1	1	0	0	0	0	0	0	0
McLemore	1	1	0	0	0	0	0	0	0
Lions	979	708	271	29	59	185	59	9	11
Opponents	884	659	225	59	354	86	9	15	14

NFL Standings							AFC Central						
NFC Central	W	L	T	Pct	Pts	OP	Pittsburgh	W	L	T	Pct	Pts	OP
Green Bay	11	5	0	.688	374	249	Houston	10	6	0	.625	352	258
Tampa Bay	7	9	0	.438	276	365	Cleveland	7	9	0	.438	272	275
Chicago	5	11	0	.313	295	361	Cincinnati	5	11	0	.313	274	364
DETROIT	5	11	0	.313	273	332							
NFC East							AFC East						
Dallas	13	3	0	.813	409	243	Buffalo	11	5	0	.688	340	281
Philadelphia	11	5	0	.688	354	245	Indianapolis	9	7	0	.563	216	302
Washington	9	7	0	.563	300	255	NY Jets	4	12	0	.250	220	315
NY Giants	6	10	0	.375	306	367	New England	2	14	0	.125	205	363
PHOENIX	4	12	0	.250	243	332							
NFC West							AFC West						
San Francisco	14	2	0	.875	431	236	San Diego	11	5	0	.688	335	241
New Orleans	12	4	0	.750	330	202	Denver	8	8	0	.500	262	329
Atlanta	6	10	0	.375	327	414	L.A. Raiders	7	9	0	.438	249	281
L.A. Rams	6	10	0	.375	313	383	Seattle	2	14	0	.125	140	312

Was defeated MN, 24-7, and PHI defeated MO, 36-20, in NFC wild card. SF defeated WAS, 20-13, and KC defeated NY, 24-10, in AFC wild card. KC defeated NY, 24-10,



YEAR-BY-YEAR RESULTS

Detroitlions.com
Media.Detroitlions.com

1994

Record: 9-7, 3rd NFC Central

Date	W/L	Score	Opponent	Att
9/4	W	31-26ot	Atlanta	60,740
9/11	L	3-10	at Minnesota	57,349
9/19	W	20-17ot	at Dallas	64,102
9/25	L	17-23	New England	59,618
10/2	L	14-24	at Tampa Bay	38,012
10/9	L	21-27	San Francisco	77,340*
10/23	W	21-16	at NY Giants	73,574*
10/30	W	26-25ot	at Green Bay	75,124
11/6	L	30-38	Tampa Bay	54,995
11/13	W	14-9	at Chicago	50,814
11/20	L	10-20	Buffalo	55,035
11/24	W	35-21	Green Bay	75,972
12/4	W	34-31	at NY Jets	76,338
12/10	W	18-7	Minnesota	56,080
12/17	W	41-19	at Miami	73,881*
12/25	L	20-27	at Miami	70,980
12/31	L	12-16	at Green Bay	58,125

*Silverdome sellout

Usual Starters

Offense	Defense
QR 80 Brett Perriman	LE 91 Robert Porcher
TE 49 Ty Hallock (10); 82 Rodney Holman (7)	NT 93 Marc Spindler (8); 90 Dan Owens (8)
LT 75 Lomas Brown	RE 94 Ron Pritchett
LG 66 Shawn Bowens	LB 51 Broderick Thomas
C 53 Kevin Glover	LB 54 Chris Spielman
RG 67 Doug Widdell	LB 59 Mike Johnson
RT 73 David Lutz	LB 97 Tracy Scroggins; 56 Pat Swilling
TE 89 Ron Hall	CB 47 Ryan McNeil
ZB 84 Herman Moore	CB 40 Robert Massey
OB 19 Scott Mitchell; 17 Dave Krieg	CB 36 Bernie Blades
RB 20 Barry Sanders	SS 32 Willie Clay

Pro Bowl Selections: Lomas Brown, KR Mel Gray, WR Herman Moore, RB Barry Sanders, LB Chris Spielman

Team Statistics

	Det	Opp
Total First Downs	280	328
Rushing	94	131
Passing	164	169
Penalty	22	29
3rd Down Made/Att	15/88	112/231
3rd Down Pct.	40.0	48.0
4th Down Made/Att	5/12	10/20
4th Down Pct.	42.0	50.0
Possession Avg.	26.48	34.50
Total Net Yards	5000	5405
Avg. Per Game	312.5	338.0
Total Plays	891	1086
Avg. Per Play	5.6	5.0
Net Yards Rushing	2080	1859
Avg. Per Game	130.0	116.2
Total Rushes	406	511
Net Yards Passing	2922	2218
Avg. Per Game	182.5	139.9
Sacked/Yards Lost	26/163	28/199
Gross Yards	3085	3745
Att./Completions	459/250	547/370
Completion Pct.	54.5	67.6
Had Intercepted	14	12
Punts/Average	64/43.5	66/44.9
Net Punting Avg.	34.2	34.7
Penalties/Yards	109/781	130/1036
Fumbles/Ball Lost	26/10	34/11
Touchdowns	43	40
Rushing	12	15
Passing	24	21
Returns	7	4

Points Scored

	Q1	Q2	Q3	Q4	OT	Pts
Lions	45	130	82	91	9	357
Opponents	60	148	72	62	0	342

Scoring

	TD	Ru	Pa	Rt	PAT	FG	S	Pts
Hanson	0	0	0	0	39/40	18/27	0	93
Moore, H.	11	0	11	0	0/0	0/0	0	66
Sanders	8	7	1	0	0/0	0/0	0	48
Perriman	4	0	4	0	0/0	0/0	0	28
Moore, D.	4	4	0	0	0/0	0/0	0	24
Carter	3	0	3	0	0/0	0/0	0	18
Gray	3	0	3	0	0/0	0/0	0	18
Matthews	3	0	3	0	0/0	0/0	0	18
Morton	2	0	1	0	0/0	0/0	0	12
Mitchell	1	0	0	0	0/0	0/0	0	6
Spielman	1	0	0	0	0/0	0/0	0	6
Johnson, M.	1	0	0	0	0/0	0/0	0	6
Clay	1	0	0	0	0/0	0/0	0	6
Conover	1	0	1	0	0/0	0/0	0	6
Team	0	0	0	0	0/0	0/0	0	0
Lions	43	12	24	7	39/40	18/27	1	357
Opponents	40	15	21	4	37/38	21/28	0	342

2-Pt. Conversions: Perriman (2) TEAM 2-3; Opp 1-2

Rushing

	Att	Yds	Avg	Lg	TD
Sanders	331	1883	5.7	85	7
Perriman	9	86	9.6	25	0
Moore, D.	27	52	1.9	12	4
Krieg	23	35	1.5	3	0
Mitchell	15	24	1.6	7	1
Lynch	1	0	0.0	0	0
Lions	406	2080	5.1	85	12
Opponents	511	1859	3.6	32	15

Receiving

	Rec	Yds	Avg	Lg	TD
Moore, H.	72	1173	16.3	51t	11
Perriman	56	751	13.6	39	4
Sanders	44	283	6.4	22	1
Matthews	29	359	12.4	33	3

Holman	17	163	9.6	18	0
Hall	10	106	10.6	18	0
Carter	8	97	12.1	18	3
Hallock	7	75	10.7	21	0
Morton	3	39	13.0	18t	1
Moore, D.	2	18	9.0	10t	1
Conover	1	10	10.0	10	0
Lions	1	1	1.0	1t	1
Opponents	250	3085	12.3	51t	24
	370	3745	10.1	76t	21

Passing	Att	Cmp	Yds	Cmp%	Avg	TD	Int	Int%	Lg	Sk/Y	Rtg	
Mitchell	246	119	1456	48.4	5.92	10	4.1	11	4.5	34	12/63	62.0
Krieg	212	131	1629	61.8	7.68	14	6.6	3	1.4	51t	14/100	101.8
Perriman	1	0	0	0.0	0.00	0	0.0	0	0.0	0	0/0	39.6
Lions	459	250	3085	54.5	6.72	24	5.2	14	3.1	51t	26/163	80.2
Opponents	547	370	3748	67.6	6.85	21	3.8	12	2.2	76t	28/199	90.5

Interceptions	Int	Yds	Avg	Lg	TD
Massey	4	25	6.3	17	0
Clay	3	54	18.0	28t	1
Johnson, M.	1	48	48.0	48t	1
McNeil	1	14	14.0	14	0
Colon	1	3	3.0	3	0
Mack	1	0	0.0	0	0
Blades	1	0	0.0	0	0
Lions	12	144	12.0	48t	2
Opponents	14	154	11.0	38	1

Punting	Pnt	Yds	Avg	Net	TB	In-20	Lg	B
Montgomery	63	2782	44.2	34.8	8	20	66	1
Team	1	0	0.0	0.0	0	0	0	0
Lions	64	2782	43.5	34.2	8	20	64	1
Opponents	66	2963	44.9	34.7	21	20	67	0

Punt Returns	PR	FC	Yds	Avg	Lg	TD
Gray	21	12	233	11.1	24	0
Massey	3	0	20	6.7	12	0
Lions	25	12	256	10.2	24	0
Opponents	36	4	431	12.0	80t	2

Kickoff Returns	KR	Yds	Avg	Lg	TD
Gray	45	1276	28.4	102t	3
Moore, D.	10	113	11.3	17	0
Lynch	9	105	11.7	16	0
Morton	3	143	47.7	93t	1
Malone	3	38	12.7	20	0
Lions	70	1675	23.9	102t	4
Opponents	65	1572	24.2	96t	1

Field Goals		1-19	20-29	30-39	40-49	50+
Hanson	0/0	6/7	7/7	5/8	0/5	0/5
Lions	0/0	6/7	7/7	5/8	0/5	0/5
Opponents	1/1	11/11				

Hanson: (37G) (42N,46N,24G) (32G,51N,57B,51B,44G) (27G) (26N) (52N) (0) (31G,24G) (51N) (0) (29G,43N) (27G,34G) (37G,48G,48G,23G) (39G,41G) (32G,40G)—18/27, 66.7%

Opponents: (52N) (47N,36G) (19G) (20G,28G,21G) (23G,55N) (0) (46N,22) (25G,40N) (30G) (20G,49N,41G,34G) (28G,23G) (42N,24G) (34G,26G,37G,48G) (40G,45G)—21/28, 75.0%

Defense	TT	ST	AT	Sk	Yds	PD	FF	FR	STT
Spielman	195	124	71	0	0	6	3	3	0
Johnson	134	92	42	1.5	12	7	0	1	1
Blades	90	71	19	1	7	10	0	1	1
Thomas	88	64	24	7	49.5	7	2	2	0
Clay	76	59	17	0	10	10	0	1	0
Pritchett	74	41	33	5.5	50	1	0	1	0
Porcher	69	47	22	3	22	8	2	1	0
Massey	68	53	15	0	0	6	0	0	4
McNeil	58	51	7	0	0	0	0	0	0
Jeffries	44	36	8	0	0	2	0	0	2
Owens	41	26	15	3	28	0	0	0	0
Scroggins	36	28	8	2.5	14	0	0	0	8
Swilling	28	21	7	3.5	16.5	0	1	1	0
Mack	25	19	6	0	0	1	0	0	0
Colon	17	16	1	0	0	1	2	0	10
Spindler	15	11	4	0	0	0	0	0	0
Hayworth	8	7	1	1	0	0	0	0	5
Bonham	3	1	2	0	0	0	0	0	0
London	1	0	1	0	0	0	0	0	5
Jones	1	0	0	0	0	0	0	0	6
Malone	0	0	1	0	0	0	0	0	0
Special Teams: Moore, D 10; Hallock B, Kowalkowski 7; Lynch 5; Hall 4; Borgella 2; Roderhouser 2; Beer 1; Hanson 1									
Lions	1072	767	305	28	199	68	17	10	99
Opponents	763	585	178	26	165	74	8	15	—

NFL Standings

NFL Standings							AFC Central						
NFL Central	W	L	T	Pct	Pts	OP	NFL Central	W	L	T	Pct	Pts	OP
Minnesota	10	6	0	.625	356	314	Pittsburgh	12	4	0	.750	316	234
Green Bay	9	7	0	.563	382	287	Cleveland	11	5	0	.688	340	204
DETROIT	9	7	0	.563	357	342	Cincinnati	3	13	0	.188	276	406
Chicago	9	7	0	.563	271	307	Houston	2	14	0	.125	226	352
Tampa Bay	6	10	0	.375	251	351							

Tampa Bay	8	10	0	373	231	331	AFC East						
NFC East							Miami	10	6	0	.625	389	327
Dallas	12	4	0	.750	414	248	New England	10	6	0	.625	351	312
NY Giants	9	7	0	.563	279	305	Indianapolis	8	8	0	.500	307	320
Arizona	8	8	0	.500	235	267	Buffalo	7	9	0	.438	340	356
Philadelphia	7	9	0	.438	308	308	NY Jets	6	10	0	.375	264	320
Washington	3	13	0	.188	320	412	AFC West						

NFC West						AFC West							
San Francisco	13	3	0	813	505	296	Kansas City	9	7	0	563	319	298
New Orleans	7	9	0	438	348	407	L.A. Raiders	9	7	0	563	303	327
Atlanta	7	9	0	438	317	385	Denver	7	9	0	438	347	396
L.A. Rams	4	12	0	250	286	365	Seattle	6	10	0	375	287	323

GB defeated DET, 16-12, and CHI defeated MIN, 35-18, in AFC wild card. SF defeated CHI, 44-15, and DAL defeated GB, 35-17, in AFC playoffs. KC defeated NE, 27-10, in AFC wild card. KC defeated NE, 27-10, and PIT defeated CIN, 29-9, and SD defeated MIN, 22-21, in AFC playoffs. SD defeated PIT, 17-13, for AFC title. SF defeated SD, 49-26, for the NFL title in SB XXIX.

GB defeated DET, 16-12, and Chi defeated Min, 35-18 in NFC wild card. SF defeated Chi, 44-15, and Dal defeated GB, 35-9, in NFC playoffs. SF defeated Dal, 38-28, for NFC title. Mia defeated KC, 27-17, and



YEAR-BY-YEAR RESULTS

Detroitlions.com
Media.Detroitlions.com

1995

Record: 10-6, 2nd NFC Central

Date	W/L	Score	Opponent	Att
9/3	L	20-23	at Pittsburgh	58,002
9/10	L	10-20	at Minnesota	52,234
9/17	L	17-20	Arizona	58,727
9/25	W	27-24	San Francisco	76,236
10/8	W	38-20	Cleveland	74,171
10/15	L	21-30	at Green Bay	60,302
10/22	L	30-36	at Washington	52,332
10/29	W	24-16	Green Bay	73,462
11/5	L	22-34	at Atlanta	45,619
11/12	W	27-24	Tampa Bay	60,644
11/19	W	24-17	at Chicago	61,779
11/23	W	44-38	Minnesota	74,559
12/4	W	27-7	Chicago	77,230
12/10	W	24-17	at Houston	35,482
12/17	W	44-0	Jacksonville	70,204
12/23	W	37-10	at Tampa Bay	50,049

12/30 L 37-58 at Philadelphia

*Silverdome sellout

Usual Starters

Offense	Defense
QR 80 Brett Perriman	LE 94 Luther Ellis
WR 87 Johnnie Morton	NT 98 Henry Thomas
LT 75 Lomas Brown	UT 97 Robert Porcher
LG 67 Doug Widel	RE 97 Tracy Scroggins
C 53 Kevin Glover	SLB 99 Tracy Hayworth
RG 73 David Lutz	MLB 54 Chris Spielman
RT 71 Zefross Moss	MLB 59 Mike Johnson
TE 86 David Sloan (Rt) 89 Ron Hall (S)	CB 47 Ryan McNeil
QB 84 Herman Moore	CB 31 Corey Raymond
OR 19 Scott Mitchell	SS 32 Willie Clay
RB 20 Barry Sanders	FS 36 Bernie Blades

Pro Bowl Selections: T Lomas Brown, C Kevin Glover, WR Herman Moore, RB Barry Sanders

Team Statistics	Det	Opp
Total First Downs	349	350
Rushing	91	110
Passing	230	201
Penalty	28	39
3rd Down Made/Att	95/208	76/200
3rd Down Pct.	46.0	38.0
4th Down Made/Att	10/13	10/16
4th Down Pct.	62.0	63.0
Possession Avg.	28.37	31.36
Total Net Yards	6113	5299
Avg. Per Game	382.1	349.9
Total Plays	1024	1031
Avg. Per Play	6.0	5.4
Net Yards Rushing	1753	1795
Avg. Per Game	109.6	112.2
Total Rushes	387	409
Net Yards Passing	4360	3804
Avg. Per Game	272.5	237.8
Sacked/Yards Lost	32/150	42/317
Gross Yards	4510	4121
Att./Completions	605/362	580/354
Completion Pct.	59.8	61.0
Had Intercepted	12	22
Punts/Average	60/40.5	61/42.7
Net Punting Avg.	30.8	36.6
Penalties/Yards	134/1032	120/1001
Fumbles/Ball Lost	21/13	24/13
Touchdowns	50	36
Rushing	16	15
Passing	33	17
Returns	1	4

Points Scored	O1	O2	O3	O4	OT	Pts
Lions	13	125	87	11	0	436
Opponents	53	114	67	96	0	336

Scoring	TD	Ru	Pa	Rt	PAT	FG	S
Hanson	0	0	0	0	16/48	28/34	0
Moore, H.	14	0	14	0	0/0	0/0	84
Sanders	12	11	1	0	0/0	0/0	72
Periman	9	0	9	0	0/0	0/0	56
Morton	8	0	8	0	0/0	0/0	48
Mitchell	4	4	0	0	0/0	0/0	24
Sloan	1	0	1	0	0/0	0/0	6
Rivers	1	1	0	0	0/0	0/0	6
Green Bay	1	0	0	1	0/0	0/0	2
Blades	0	0	0	0	0/0	0/0	1
Lions	50	16	33	1	48/48	28/34	1
Opponents	15	17	4	2	32/32	28/42	0

2-Pt. Conversions: TEAM 1-2; Opponents 2-2

Rushing	Att	Yds	Avg	Lg	TD
Sanders	314	1500	4.8	75t	11
Mitchell	18	104	5.8	29	4
Rivers	18	73	2.9	18	0
Periman	5	48	9.6	16	0
Morton	3	33	11.0	18	0
Schlesinger	1	1	1.0	1	0
Majkowski	9	1	0.1	4	0
Royals	1	-7	-7.0	-7	0
Lions	387	1753	4.5	75t	16
Opponents	409	1795	4.4	75	15

Receiving	Rec	Yds	Avg	Lg	TD
Moore, H.	123	1686	13.7	69t	14
Periman	114	1088	9.5	91t	9
Sanders	48	398	8.3	40	1
Morton	44	590	13.4	32t	8
Hall	17	184	10.8	24	1
Sloan	11	81	7.4	15	0
Holman	5	35	7.0	9	0
Matthews	4	41	10.3	12	0

Rivers	1	5	5.0	5	0	0
Schlesinger	2	2	2.0	2	0	0
Lions	362	4510	12.5	91t	33	17
Opponents	354	4121	11.6	89t	17	17

Passing	Att	Cmp	Yds	Comp%	Avg	TD	Int%	Lg	Sk/Y	Rtg
Mitchell	583	340	4338	59.3	7.44	32	5.5	12	2.1	91t
Majkowski	20	15	161	75.0	8.05	1	5.0	0	0.0	114.8
Sanders	2	1	11	50.0	5.50	0	0.0	0	0.0	66.7
Lions	605	362	4510	59.8	7.45	33	5.5	12	2.0	91t
Opponents	580	354	4121	61.1	7.11	17	2.9	22	3.8	85

Interceptions	Yds	Avg	Lg	Sk/Y	Rtg
Clay	8	173	21.6	38	0
Raymond	6	44	7.3	18	0
McNeil	2	26	13.0	21	0
Johnson	2	23	11.5	14	0
Spielman 1-4; Blades 1-0; Vanhorse 1-0; Malone 1-0	22	270	12.3	39	0
Lions	12	219	18.3	71t	2

Punting	Pnt	Yds	Avg	TD	Int	Lg	B
Royals	57	2393	42.0	32	1	69	2
Team	2	0	0.0	0	0	0	0
Hanson	1	34	34.0	14.0	1	0	34
Lions	60	2427	40.5	38.6	7	15	69
Opponents	61	2504	42.7	38.6	3	19	60

Punt Returns	PR	FC	Yds	Avg	Lg	TD
Morton	7	4	48	6.9	16	0
Turner	6	6	39	6.5	16	0
Perriman	5	6	50	10.0	13	0
Clay	5	5	49	9.8	28	0
Carter	1	3	3.0	3	0	0
Lions	24	17	189	7.9	28	0
Opponents	29	6	442	15.2	74t	1

Kickoff Returns	KR	Yds	Avg	Lg	TD
Royals	19	420	22.1	52	0
Morton	18	390	21.7	37	0
Turner	17	323	19.0	43	0
Perriman	5	65	13.0	23	0
Williams	4	100	25.0	32	0
Carter 2-46; 29 Lg; Sloan 1-14; Owens 1-9	67	1367	20.4	51	0
Lions	80	1828	22.9	51	0

Field Goals	1-19	20-29	30-39	40-49	50+
Hanson	2/2	4/4	16/17	5/10	1/1
Lions	2/2	4/4	16/17	5/10	1/1
Opponents	0/0	10/13	9/11	7/14	2/4
(43G,36G) (33G,40N,42N)(21G)(30G,38G,18G,32G) (56G) (42G,20G,39G) (38G) (0) (34G,29G,18G) (43B,25G) (2G,40G,40N,39G) (42G,36G)(36G,49N)(38G,39G,22G) (33G,39G,45G) (28G,34G,82G)					
(39G,49N,47G,31G) (32G,27G)(16G,41G,25G,25G) (47N,23G,40N) (23G,38G) (42G,45G,34N,20G,27N) (28G,36G,48N,29G) (33G,30G,28G)(32G,47G,42N,44N) (34G,43N) (39G,25G,52N) (53N) (47G) (27N) (27G) (28G) (66.7%)					

Defense	TT	ST	AT	Sk	Yds	PD	FF	FR	STT
Spielman	137	90	47	1	10	2	3	4	1
Johnson	116	80	36	2	14	6	2	4	1
Blades	98	69	29	1	4	7	0	1	3
McNeil	86	69	17	0	0	13	0	1	0
Raymond	68	59	9	2	13	24	1	1	0
Thomas	68	45	23	10.5	82	0	2	2	0
Clay	66	50	16	0	0	13	0	0	1
Porcher	51	29	22	5	38	2	1	0	0
Massey	50	40	10	0	0	2	1	0	0
Scroggins	45	35	10	9.5	56	6	2	1	0
Hayworth	31	23	8	1	10	1	2	1	4
Ellis	19	9	10	0	0	0	2	0	0
Vanhorse	17	16	1	0	0	2	0	0	0
Jeffries	14	13	1	0.5	2	1	0	0	6
London	14	12	2	7	65	1	4	0	3
Borham	13	7	6	1	6	0	0	0	0
Wells	6	3	3	0.5	4	1	0	0	0
Malone	6	3	3	0	0	1	0	0	0
Owens	4	3	1	0	0	0	0	0	10
Kowalkowski	2	1	0	0	0	0	0	0	13
Boyd, S	2	1	0	1	13	0	0	0	0

Special Teams: Schlesinger 15; Beer 9; Hanson 2; Sample 2; Sloan 2; Holman 1; Royals 1; Lynch 1;

Williams 1

Lions Opponents

912 657 255 42 317 85 16 13 97

867 821 246 32 155 77 10 13 97

NFL Standings

NFC Central	W	L	T	Pct	Pts	OP	NFC Central	W	L	T	Pct	Pts	OP
Green Bay	11	5	0	.688	404	314	Pittsburgh	11	5	0	.688	407	327
DETROIT	10	6	0	.625	436	336	Cincinnati	7	9	0	.438	349	374
Chicago	9	7	0	.563	392	360	Houston	7	9	0	.438	348	324
Minnesota	8	8	0	.500	412	385	Cleveland	5	11	0	.313	289	356
Tampa Bay	7	9	0	.438	238	335	Jacksonville	4	12	0	.250	275	404

NFC East

Dallas	12	4	0	.750	435	291	Buffalo	10	6	0	.625	350	335
Philadelphia	10	6	0	.625	318	338	Indianapolis	9	7	0	.563	331	316
Washington	6	10	0	.375	326	359	Miami	9	7	0	.563	398	332

NY Giants 5 11 0 .313 290 340 New England 6 10 0 .375 294 377

Arizona 4 12 0 .250 275 422 NY Jets 3 13 0 .188 233 384

NFC West

San Francisco	11	5	0	.688	457	258	Kansas City	13	3	0	.813	358	241
Atlanta	9	7	0	.563	362	349	San Diego	9	7	0	.563	321	323
St. Louis	7	9	0	.438	309	418	Seattle	8	8	0	.500	363	366

Carolina 7 9 0 .438 289 325 Denver 8 8 0 .500 388 345

New Orleans 7 9 0 .438 319 348 Oakland 8 8 0 .500 348 332

Phi defeated DET, 58-37, and GB defeated ATL, 37-20, in NFC wild card. GB defeated SF, 27-17, and Dal

defeated Phi, 30-11, in AFC playoffs. Dal defeated GB 38-27, for NFC title. Ind defeated SD, 35-20, and Buf

defeated Mia, 37-22, in AFC wild card. Pit defeated Buf, 40-21, and Ind defeated KC, 10-7, in AFC playoffs.

Pit defeated Ind, 20-16, for AFC title. Dal defeated Phi 27-17, for the NFL title in SB XXX.

IN 1995: In April, the bombing of the Federal Building in Oklahoma City, Okla. kills 168 people.



YEAR-BY-YEAR RESULTS

Detroitlions.com
Media.Detroitlions.com

1996

Record: 5-11, 5th NFC Central

Date	W/L	Score	Opponent	Att
9/1	L	13-17	at Minnesota	52,372
9/8	W	21-6	Tampa Bay	54,229
9/15	L	17-24	at Philadelphia	66,772
9/22	W	35-16	Chicago	70,022
9/29	W	27-0	at Tampa Bay	34,961
10/6	W	28-24	Atlanta	58,668
10/13	L	21-37	at Oakland	50,037
10/27	L	7-35	New YorkGiants	63,501
11/3	L	18-28	at Green Bay	60,695
11/11	L	21-27	at San Diego	60,425
11/17	W	17-16	Seattle	51,194
11/24	L	14-31	at Chicago	55,864
11/28	L	24-28	Kansas City	75,079
12/8	L	22-24	Minnesota	46,043
12/15	L	3-31	Green Bay	73,214
12/23	L	14-24	at San Francisco	61,921

Usual Starters

Offense

XR	80	Brett Perriman	DE	91	Robert Porcher
WR	87	Johnnie Morton	NT	98	Henry Thomas
LT	72	Ray Roberts	UT	94	Luther Ellis
LG	77	Mike Compton	RE	93	Kerwin Waldrop (10)
C	53	Kevin Glover	SLB	97	Tracy Scroggins (6)
RG	64	Jeff Hartings	MLB	99	Antonio London
RT	71	Zefross Moss	WLB	99	Pepper Johnson
TE	89	Pete Metzelaars	CB	59	Reggie Brown
ZR	84	Herman Moore	CB	31	Cory Raymond
QB	19	Scott Mitchell	SS	38	Bernie Blades
RB	20	Barry Sanders	FS	39	Vin Malone

Pro Bowl Selections: C Kevin Glover, WR Herman Moore, RB Barry Sanders

Team Statistics

Total First Downs	Det	Opp
Rushing	317	324
Passing	105	126
Penalty	180	172
3rd Down Made/Att	32	25
3rd Down Pct.	72/189	95/220
4th Down Made/Att	38.0	43.0
4th Down Pct.	9/20	8/12
Possession Avg.	45.0	67.0
Net Yards	26:57	33:02
Total Net Yards	5013	5367
Avg. Per Game	313.3	334.8
Total Plays	976	1044
Plays Avg. Per Game	5.1	5.1
Net Yards Rushing	1810	5:2007
Avg. Per Game	113.1	1:25:4
Total Rushes	399	510
Net Yards Passing	3203	3:350
Avg. Per Game	200.2	209.4
Sacked/Yards Lost	46/260	32/227
Gross Yards	3463	3463
Att/ Completions	541/209	502/311
Completion Pct.	57.1	62.0
Had Intercepted	21	11
Punts/Average	71/42.9	71/41.2
Net Punting Avg.	33.3	35.3
Penalties/Yards	109/863	115/938
Fumbles/Ball Lost	19/5	28/7
Touchdowns	38	44
Rushing	15	12
Passing	20	28
Returns	3	4

Points Scored

Lions	O1	O2	O3	O4	OT	PTS
Lions	52	117	76	57	-	302
Opponents	81	130	79	78	-	368

Scoring

Scoring	TD	Ru	Pa	Rt	PAT	FG	S	PTS
Hanson	0	0	0	0	36/36	12/17	0	72
Sanders	11	11	0	0	0/0	0/0	0	66
Moore	9	0	9	0	0/0	0/0	0	56
Morton	6	0	6	0	0/0	0/0	0	36
Perriman	5	0	5	0	0/0	0/0	0	30
Mitchell	4	4	0	0	0/0	0/0	0	24
Raymond	1	0	0	1	0/0	0/0	0	6
Blades	1	0	0	1	0/0	0/0	0	6
Wells	1	0	0	1 (fb)	0/0	0/0	0	6
Lions	38	15	20	3	36/36	12/17	0	302
Opponents	44	28	4	40/41	20/25	1	368	

2-Pt. Conversions: Moore, TEAM 1-2; Opponents 1-3

Rushing

	Att	Yds	Avg	Lg	TD
Sanders	199	1553	7.8	54	11
Rivers	19	86	4.5	26	0
Mitchell	37	83	2.2	9	4
Majkowski	14	38	2.7	12	0
Morton	3	35	9.9	18	0
Perriman	1	13	13.0	13	0
Lynch	2	2	1.0	2	0
Lions	389	1810	4.7	54	15
Opponents	519	2007	3.9	52	12

Receiving

	Rec	Yds	Avg	Lg	TD
Moore	106	1296	12.2	50	9
Perriman	307	453	1.5	54	11
Morton	55	714	13.0	62	6
Sanders	24	147	6.1	28	0
Metzelaars	17	146	8.6	20	0
Sloan	7	51	7.3	18	0
Mathews	3	41	13.7	21	0
Rivers	2	28	14.0	19	0
Price	1	14	14.0	14	0
Lions	209	3463	11.2	62	20
Opponents	311	3577	11.5	73	28

Passing

	Att	Cmp	Yds	Cmp%	Avg	TD	TD%	Int%	Int	Lg	Sk/Y	Rtg
Mitchell	437	253	2917	57.9	6.68	17	3.9	17	3.9	62	36/199	74.3
Majkowski	102	55	554	53.9	5.43	3	2.9	3	2.9	27	10/61	67.2
Royals	1	0	-8	100.0	-8.00	0	0.0	0	0.0	-8	0/0	52.1
Sanders	1	0	0	0.0	0.00	0	0.0	1	100.0	0	0/0	0.0
Lions	541	309	33463	57.1	6.40	20	3.7	21	3.9	62	46/286	72.5
Opponents	502	311	3577	62.0	7.13	28	5.6	11	2.2	73	32/227	83.0

Interceptions

	Int	Yds	Avg	Lg	TD
McNeil	5	14	2.8	15	0
Blades	1	12	12.0	98	1
Raymond	1	24	24.0	24	1
Stewart	1	14	14.0	14	0
Malone	1	5	5.0	5	0
Jeffries	1	0	0.0	0	0
Lions	11	169	15.4	98	2
Opponents	21	313	14.9	37	3

Punting

	Pnt	Yds	Avg	Net	TB	In/20	Lg	B
Royals	69	3020	43.8	33.9	8	11	60	1
Team	1	0	0	0	0	0	0	0
Hanson	1	24	24.0	24.0	0	1	24	0
Lions	71	3044	42.9	33.3	8	12	60	1
Opponents	71	2927	41.2	35.3	7	23	62	0

Punt Returns

	PR	FC	Yds	Avg	Lg	TD
Milburn	34	19	284	8.4	33	0
Lions	34	19	284	8.4	33	0
Opponents	42	11	519	12.4	92	1

Kickoff Returns

	KR	Yds	Avg	Lg	TD
Milburn	64	1627	25.4	65	0
Lynch	1	15	15.0	15	0
Washington	1	14	14.0	14	0
Matthews	1	10	10.0	10	0
Rivers	1	8	8.0	8	0
Metzelaars	1	1	1.0	1	0
Lions	63	1675	24.3	65	0
Opponents	59	1300	22.5	75	0

Field Goals

	1-19	20-29	30-39	40-49	50+
Hanson	0	4/4	4/5	3/5	1/3
Lions	0/0	4/4	4/5	3/5	1/3
Opponents	0/0	9/9	6/7	5/9	0/0

Hanson: (24G,39G) (53N) (50G) (1) (20G,39B,29G) (48G) (53N) (43G) (21G) (48N,30G,48G,31G) (39G) (41N)—12/17, 70.6%

Opponents: (43N,25G) (30G,41G) (38N,39G) (46G) (47G) (29G,23G,32G) (38G,43N,32G) (1) (29G,20G,49N) (24G,25G,21G,42N) (42G) (31G) (20G) (49G)—20/25, 80%

Defense

	TT	ST	AT	Sk	Yds	PD	FF	FR	STT
McNeil	106	78	28	0	0	16	0	2	0
Malone	75	48	27	0	0	5	2	0	6
Johnson	70	54	16	0	0	1	1	0	0
London	68	45	23	3	14	2	2	0	0
Raymond	66	59	7	0	0	9	1	0	0
Porcher	66	45	21	10	71	6	3	2	0
Brown	50	36	14	0	0	2	0	0	0
Ellis	48	28	23	0.5	0	2	0	0	0
Thomas	47	31	16	6	52	1	2	1	0
Waldrup	45	29	16	2.5	16.5	1	0	0	0
Jeffries	41	32	9	0	0	6	7	0	0
Rice	39	26	13	0	0	3	0	0	0
Boyd, S	35	20	15	0	0	2	1	0	5
Wells	30	16	14	0	0	0	0	1	0
Stewart	25	16	9	0	0	2	0	0	6
Borham	20	13	2	2	15	1	0	0	0
Scroggins	16	13	3	2	15	0	0	1	0
Brooks	12	6	6	0	0	0	0	0	0
Washington	6	7	0	0	0	0	1	0	5
Ford	6	5	1	0	0	0	0	1	0
Kowalkowski	4	3	1	0	0	0	0	1	12
Woodley	4	2	2	0	0	0	0	0	4
Borgella	3	2	1	0	0	0	1	1	0
Dronett	2	1	1	0	0	0	0	0	0
Beer	2	1	1	0	0	0	0	0	0
Schlesinger									13
Glover									1
Moore									1
Royals									1
Sample									1
Price									8
Lions	974	682	292	32	233	65	14	8	92
Opponents	810	625	185	46	264	102	5	10	—

NFL Standings

NFC Central	W	L	T	Pct	Pts	Opp	AFC Central	W	L	T	Pct	Pts	Opp
Green Bay	13	3	0	.813	456	210	Pittsburgh	10	6	0	.625	344	257
Minnesota	9	7	0	.563	298	315	Jacksonville	9	7	0	.563	325	335
Chicago	7	9	0	.438	283	305	Cincinnati	8	8	0	.500	372	369
Tampa Bay	6	10	0	.375	221	293	Houston	8	8	0	.500	345	319
DETROIT	5	11	0	.313	302	368	Baltimore	4	12	0	.250	371	441
NFC East	W	L	T	Pct	Pts	Opp	AFC East	W	L	T	Pct	Pts	Opp
Dallas	10	6	0	.625	286	250	New England	11	5	0	.688	418	313
Philadelphia	10	6	0	.625	363	341	Buffalo	10	6	0	.625	319	266
Washington	9	7	0	.563	364	312	Kansas City	9	7	0	.563	287	300
Arizona	7	9	0	.438	300	397	Miami	8	8	0	.500	339	325
NY Giants	6	10	0	.375	242	297	NY Jets	1	15	0	.063	239	454
NFC West	W	L	T	Pct	Pts	Opp	AFC West	W	L	T	Pct	Pts	Opp
Carolina	12	4	0	.750	367	218	Denver	13	3	0	.813	391	275
San Francisco	12	4	0	.750	398	257	Kansas City	9	7	0	.563	287	300
St. Louis	6	1	0	.375	408	349	San Diego	8	5	0	.615	318	287
Atlanta	3	13	0	.188	309	461	Oakland	7	9	0	.438	340	295
New Orleans	3	13	0	.188	229	393	Seattle	7	9	0	.438	317	377
D, defeated Miami, 40-15 and SF, defeated Pittsburgh 14-10 in NFC wild-card. Car, defeated Dal, 26-17 and GB, defeated SF, 35-14 in NFC playoffs. GB, defeated Car, 30-13 in NFC title. Jax, defeated Pitt, 30-27 and Pittsburgh, 24-14 in AFC wild-card. Houston, defeated Tampa Bay, 27-17 and Cincinnati, 27-10 in AFC wild-card. Houston, defeated Cincinnati, 27-10 in AFC title. New England, Jax, 20-9 for AFC title. GB, defeated NE, 35-13 in SBXXII.													



YEAR-BY-YEAR RESULTS

Detroitlions.com
Media.Detroitlions.com

1997

Record: 9-7, 3rd NFC Central				
Date	W/L	Score	Opponent	Att
8/21	W	28-17	Atlanta	61,244
9/7	L	17-24	Tampa Bay	58,234
9/14	W	32-7	at Chicago	59,147
9/21	L	17-35	at New Orleans	50,016
9/28	W	26-15	Green Bay	78,110*
10/5	L	13-22	at Buffalo	78,025
10/12	W	27-9	at Tampa Bay	72,095
10/19	L	20-26ot	N.Y. Giants	79,069
11/2	L	10-20	at Green Bay	60,125
11/9	W	7-30	at Washington	75,261
11/16	W	38-15	Minnesota	68,910
11/23	W	32-10	Indianapolis	62,803
11/27	W	55-20	Chicago	77,904*
12/7	L	30-33	at Miami	72,266
12/14	W	14-13	at Minnesota	60,982
12/21	W	13-10	N.Y. Jets	77,624*
NFC Playoffs				
12/28	L	10-20	at Tampa Bay	73,361
*Silverdome sellout				

Usual Starters

Offense		Defense			
QR	87	Johnnie Morton	LE	91	Robert Porcher
LT	72	Ray Roberts	NT	95	Mike Wells
LG	77	Mike Compton	LT	94	Luther Elliss
C	53	Kevin Glover	RC	93	Kerwin Waldrop
RG	64	Jeff Hartings	SLB	58	George Jamison (10)
RT	71	Larry Tharp		55	Antonio London (6)
TE	86	David Sloan	MLB	57	Stephen Boyd
ZB	84	Herman Moore	WLB	59	Reggie Brown
QB	19	Scott Mitchell	CB	32	Bryant Westbrook
RB	44	Tommy Vardell	CB	31	Corey Raymond
FB	20	Barry Sanders	FS	27	Mark Carrier
			SS	28	Ron Rice

Pro Bowl Selections: C.K. Glover, K.J. Hanson, WR H. Moore, DE R. Porcher, RB B. Sanders

Team Statistics

	Det	Opp
Total First Downs	304	258
Rushing	120	98
Passing	156	152
Penalty	18	18
3rd Down: Made/Att	79/220	65/236
3rd Down Pct.	35.0	36.0
4th Down: Made/Att	8/18	5/11
4th Down Pct.	44.0	45.0
Possession Avg.	28:39	31:25
Total Net Yards	5798	4947
Avg. Per Game	362.4	309.2
Total Plays	1028	1021
Avg. Per Play	5.6	4.8
Net Yards Rushing	2464	1833
Avg. Per Game	154.0	114.6
Total Rushes	447	472
Net Yards Passing	3334	3114
Avg. Per Game	208.4	194.6
Sacked/Yards Lost	41/271	42/287
Gross Yards	3605	3401
Att./Completions	540/304	550/281
Completion Pct.	56.3	55.4
Had Intercepted	17	17
Punts/Average	85/41.6	97/44.3
Net Punting Avg.	38.4	39.4
Penalties/Yards	94/866	112/841
Fumbles/Ball Lost	26/11	24/8
Touchdowns	43	33
Rushing	19	15
Passing	19	15
Returns	5	3

Points Scored

	Q1	Q2	Q3	Q4	OT	Pts
Lions	35	131	87	126	0	379
Opponents	100	103	33	64	6	306

Scoring

	TD	Ru	Pa	Rt	PAT	FG	S	Pts
Hanson	0	0	0	0	39/40	26/29	0	117
Sanders	14	11	3	0	0/0	0/0	0	84
Moore	8	0	8	0	0/0	0/0	0	50
Morton	6	6	0	0	0/0	0/0	0	36
Vardell	6	6	0	0	0/0	0/0	0	36
Brown	2	0	0	2	0/0	0/0	0	12
Scroggins	1	0	0	1	0/0	0/0	1	8
Boyd	1	0	0	1	0/0	0/0	0	6
Mitchell	1	1	0	0	0/0	0/0	0	6
Chryplewicz	1	0	1	0	0/0	0/0	0	6
Rivers	1	0	0	0	0/0	0/0	0	6
Westbrook	1	0	0	1	0/0	0/0	0	6
Schlesinger	1	0	1	0	0/0	0/0	0	6
Lions	43	19	19	5	39/40	26/29	1	379
Opponents	33	15	15	3	29/30	23/32	1	306

2-Pt. Conversions: Moore, TEAM 1-3; Opponents 1-2

Rushing

	Att	Yds	Avg	Lg	TD
Sanders	335	2053	6.1	82t	11
Rivers	29	166	5.7	31	1
Vardell	32	122	3.8	41	6
Mitchell	37	83	2.2	13	1
Morton	3	33	11.0	20	0
Schlesinger	7	11	1.6	4	0
Reich	4	-4	-1.0	-1	0
Lions	447	2464	5.5	82t	19
Opponents	472	1833	3.9	74t	15

Receiving

	Att	Yds	Avg	Lg	TD
Moore	104	1293	12.4	79	8
Morton	80	1057	13.2	73t	6
Sanders	33	305	9.2	66t	3
Sloan	29	254	9.1	25	0
Metzelaars	17	144	8.5	22	0
Vardell	16	218	13.6	37	0
Boyd, T.	10	142	14.2	32	0

Milburn	5	77	15.4	43	0
Schlesinger	5	69	13.8	33	1
Chryplewicz	3	27	9.0	12	1
McCorvey	2	9	4.5	6	0
Lions	304	3605	11.9	79	19
Opponents	281	3401	12.1	78t	15

	Att	Cmp	Yds	Cmp%	Avg	TD	Int	Lg	Sk/Y	Rtg
Passing Mitchell	509	293	3484	57.6	6.84	19	3.7	14	28	79
Reich	30	11	121	36.7	4.03	0	2.0	6.7	0	21.6
Blundin	1	0	0.0	0.0	0	1	100.0	0	0	0
Lions	540	304	3605	56.3	6.68	19	3.5	17	3.1	79
Opponents	507	281	3401	55.4	6.71	15	3.0	17	3.4	78t

	Int	Yds	Avg	Lg	TD
Carrier	5	94	18.8	66	0
Brown	2	83	41.5	45t	2
Westbrook	2	64	32.0	64t	0
Abrams	1	29	29.0	29	0
Rice	1	17	17.0	17	0
Raymond	1	5	5.0	5	0
Porcher	1	4	4.0	4	0
Boyd, S.	1	0	0.0	0	0
Jeffries	1	0	0.0	0	0
Bailey	1	0	0.0	0	0
Malone	1	0	0.0	0	0
Lions	17	309	18.2	66	3
Opponents	17	191	11.2	50t	2

	Pnt	Yds	Avg	Net	TB	In20	Lg	B
Jett	84	3576	42.8	36.4	4	25	60	2
Team	2	0	0.0	0.0	0	0	0	0
Lions	86	3576	41.6	35.6	4	25	60	2
Opponents	97	4296	44.3	38.4	7	29	67	0

	PR	FC	Yds	Avg	Lg	TD
Milburn	47	26	433	9.2	41	0
Carrier	0	1	0	0.0	0	0
Lions	48	26	433	9.0	41	0
Opponents	51	19	434	8.5	53t	1

	KR	Yds	Avg	Lg	TD
Milburn	55	1315	23.9	68	0
Rivers	2	34	17.0	23	0
Vardell	1	15	15.0	15	0
Russell	0	0	0.0	0	0
Lions	59	1364	23.1	69	0
Opponents	62	1269	20.5	58	0

	1-19	20-29	30-39	40-49	50+
Hanson	0/0	10/10	8/9	5/5	3/5
Lions	0/0	10/10	8/9	5/5	3/5
Opponents	2/2	6/6	7/8	6/11	4/5
Hanson: (1) 52N, 48G (23G, 33P, 29G, 32G) (47G) (53G, 44G, 22G, 39G) (28G, 30G) (34G, 31G) (22G, 28G) (34G) (27G) (38G, 52G, 55G) (40G, 29G) (28G) (59N, 38G) (46G, 25G) - 25/29, 89.1%					
Opponents: (30G, 42N) (1G) (50S, 48N) (36G, 19G, 50G) (47G, 33G) (25G) (52G, 47G) (32G, 44G) (22G, 40N, 50G, 46N, 45G) (35G) (52G, 32G, 45N) (19G, 33G, 21G, 42G) (21G, 28G, 37N) (32G) - 25/32, 78.1%					

	TD	ST	AT	Sk	Yds	PD	FF	FR	STT
Boyd, S	138	89	49	0	0	6	1	1	0
Brown	102	63	39	0	5	18	8	2	0
Carrier	75	54	21	0	0	0	0	0	0
Porcher	72	40	32	12.5	76	5	2	0	0
Wells	66	30	36	1	2	2	0	1	0
Elliss	63	35	28	8.5	47.5	4	2	0	0
Rice	62	45	7	0	9	0	0	0	0
Westbrook	45	41	4	0	0	20	0	0	2
Scroggins	42	30	12	7.5	44	3	1	1	0
Jamison	35	26	9	1	15	1	1	1	2
London	34	19	15	2	14	0	1	0	1
Colon	33	23	10	0	0	1	1	0	0
Waldrop	33	19	14	1	1.5	0	0	1	0
Abrams	28	23	5	2	15	6	1	0	6
Malone	20	11	9	0	0	1	1	0	0
Russell	19	13	6	0	0	0	1	1	19
Bailey	14	13	1	2	25	4	3	0	9
Jeffries	9	6	3	1	19	0	0	0	0
Bonham	9	4	5	1	6	0	0	0	0
Kowalkowski	7	4	3	0	0	1	0	0	12
Spindler	4	4	0	0	0	0	0	0	0
Kirschke	1	0	1	0	0	0	0	0	0
Special Teams: Rivers 13; Schlesinger 12; Jordan 8; Stocz 6; Boyd, T; Sample 5; Hanson 3; Stewart, R; McConvey 3; Porter, D; Chryplewicz 2; Hanks 2									
Lions	850	626	324	43	287	92	15	9	118
Opponents	895	643	292	40	266	79	12	8	101

	W	L	T	Pct	Pts	Opp	AFC Central	W	L	T	Pct	Pts	Opp
Green Bay	13	3	0	.813	422	282	Pittsburgh	11	5	0	.688	372	307
Tampa Bay	10	6	0	.625	299	263	Jacksonville	11	5	0	.688	394	318
DETROIT	9	7	0	.563	379	306	Tennessee	8	8	0	.500	330	338
Minnesota	9	7	0	.563	354	359	Cincinnati	7	9	0	.438	355	405
Chicago	4	12	0	.250	263	421	Baltimore	6	9	1	.406	326	345

	W	L	T	Pct	Pts	Opp	AFC East	W	L	T	Pct	Pts	Opp
NY Giants	10	5	1	.656	307	265	New England	10	6	0	.625	369	289
Washington	8	7	1	.531	327	289	Miami	9	7	0	.563	339	327
Philadelphia	6	9	1	.406	317	372	NY Jets	9	7	0	.563	348	287
Dallas	6	10	0	.375	304	314	Buffalo	6	10	0	.375	255	367
Arizona	4	12	0	.250	263	379	Indianapolis	3	13	0	.188	313	401

	W	L	T	Pct	Pts	Opp	AFC West	W	L	T	Pct
--	---	---	---	-----	-----	-----	----------	---	---	---	-----



YEAR-BY-YEAR RESULTS

Detroitlions.com
Media.Detroitlions.com

1998

Record: 5-11, 4th NFC Central

9/6	L	19-38	at Green Bay	60,102
9/13	L	26-34ot	Cincinnati	66,354
9/20	L	6-29	at Minnesota	63,107
9/28	W	27-6	Tampa Bay	74,724*
10/4	L	27-31	at Chicago	55,562
10/15	W	27-20	Green Bay	77,832*
10/25	L	13-34	Minnesota	77,885*
11/1	L	15-17	Arizona	66,087
11/8	L	9-10	at Philadelphia	66,785
11/15	W	26-3	Chicago	66,785
11/22	W	28-25	at Tampa Bay	64,265
11/26	W	19-16ot	Pittsburgh	78,139*
12/6	L	22-37	at Jacksonville	70,717
12/14	L	13-35	at San Francisco	68,585
12/20	L	17-24	Atlanta	67,143
12/27	L	10-19	at Baltimore	68,045

*Silverdome sellout

Pro Bowl Selections: RB Barry Sanders

Usual Starters

Offense	
JR	87 Johnnie Morton
LT	72 Ray Roberts
LG	77 Mike Compton
C	60 Jim Payne
RG	64 Jeff Hartings
RT	71 Larry Tharpe, 75 Tony Ramirez
TE	89 Walter Rasby
WR	84 Herman Moore
QB	10 Charlie Batch
FB	44 Tommy Vandell
RB	20 Barry Sanders

Defense	
LE	91 Robert Porcher
NT	90 Dan Owens
UT	94 Luther Elliss
RE	93 Kerwin Waldroup
SLB	53 Rob Fredrickson
MLB	57 Stephen Boyd
WLB	55 Allen Aldridge
CB	32 Bryant Westbrook
FS	27 Mark Carrier
SS	28 Terry Fair (10), 24 Kevin Abrams (6)
SS	28 Ron Rice

Team Statistics

	Det	Opp
Total First Downs	279	308
Rushing	94	113
Passing	167	167
Penalty	25	28
3rd Down: Made/Att	72/211	88/217
3rd Down Pct.	34.0	41.0
4th Down: Made/Att	10/20	7/10
4th Down Pct.	50.0	70.0
Possession Avg.	29:31	30:47
Total Net Yards	5085	5117
Avg. Per Game	317.8	319.8
Total Plays	975	1004
Avg. Per Play	5.2	5.1
Net Yards Rushing	1955	2102
Avg. Per Game	122.2	131.5
Total Rushes	441	487
Net Yards Passing	3130	3014
Avg. Per Game	195.6	188.4
Sacked/Yards Lost	45/268	43/261
Gross Yards	3398	3276
Att./Completions	489/274	474/284
Completion Pct.	56.0	59.9
Had Intercepted	13	18
Punts/Average	82/42.7	81/42.7
Net Punting Avg.	35.5	32.9
Penalties/Yards	121/1019	98/781
Fumbles/Ball Lost	17/12	27/12
Touchdowns	32	43
Rushing	12	15
Passing	17	23
Returns	3	5

Points Scored

	Q1	Q2	Q3	Q4	OT	Pts
Lions	57	88	72	86	3	306
Opponents	64	114	74	120	6	378

Scoring

	TD	Ru	Pa	Rt	PAT	FG	S	Pts
Hanson	0	0	0	0	27/29	29/33	0	114
Vandell	7	6	1	0	0/0	0/0	0	42
Moore	5	0	5	0	0/0	0/0	0	30
Sanders	4	4	0	0	0/0	0/0	0	24
Crowell	3	0	3	0	0/0	0/0	0	18
Fair	2	0	0	2	0/0	0/0	0	12
Morton	2	0	2	0	0/0	0/0	0	12
Chryplewicz	2	0	2	0	0/0	0/0	0	12
Batch	1	1	0	0	0/0	0/0	0	6
Westbrook	1	0	0	1	0/0	0/0	0	6
Rivers	1	1	0	0	0/0	0/0	0	6
Rasby	1	0	0	0	0/0	0/0	0	6
Sloan	1	0	1	0	0/0	0/0	0	6
Boyd, T	1	0	1	0	0/0	0/0	0	6
Schlesinger	1	0	1	0	0/0	0/0	0	6
Lions	32	12	17	9	27/29	29/33	0	306
Opponents	43	15	23	5	41/41	25/30	1	378

2-Pt. Conversions: None TEAM 0-3, Opp 1-1

Rushing

	Att	Yds	Avg	Lg	TD
Sanders	343	1,491	4.3	73t	4
Batch	41	229	5.6	17	1
Rivers	19	102	5.4	36t	1
Vandell	18	37	2.1	17	0
Crowell	1	35	35.0	35	0
Schlesinger	7	30	4.3	17	0
Morton	5	17	3.4	5	0
Moore	1	11	11.0	11	0
Reich	6	3	0.5	5	0
Lions	441	1,955	4.4	73t	12
Opponents	487	2,102	4.3	57t	15

Receiving

	Rec	Yds	Avg	Lg	TD
Moore	82	983	12.0	36	5
Morton	69	1,028	14.9	98t	2
Sanders	37	289	7.8	44	0
Crowell	25	464	18.6	68t	3
Rasby	15	119	7.9	17	1
Vandell	14	143	10.2	31	1

Sloan

Stablein	11	146	13.3	33	1
Boyd, T	7	80	11.4	15	0
Chryplewicz	4	52	13.0	19	1
Rivers	4	20	5.0	8	2
Schlesinger	3	58	19.3	38	0
Lions	3	16	5.3	8	1
Opponents	274	3,398	12.4	98t	17
	284	3,276	11.5	84t	23

Passing

	Att	Cmp	Yds	Cmp%	Yds TD	TD%	Int%	Lg	Sk/Y	Rtg
Batch	303	173	2,178	57.1	119	11	3.6	6	2.0	98t
Reich	110	63	768	57.3	698	5	4.5	4	3.6	41
Mitchell	75	38	452	50.7	6.03	1	1.3	3	4.0	44
Jett	1	0	0	0.0	0.00	0	0.0	0	0.0	59.6
Lions	489	274	3,398	56.0	6.95	17	3.5	13	2.7	98t
Opponents	474	284	3,276	59.9	6.21	23	4.9	12	2.5	84t

Interceptions

	Int	Yds	Avg	Lg	TD
Westbrook	3	49	16.3	34t	0
Carrier	3	33	11.0	33	0
Rice	3	25	8.3	25	0
Jamison 1-21; Jordan 1-4; Fredrickson 1-0;	12	132	11.0	34t	1
Opponents	13	198	15.2	79t	2

Punting

	Pnt	Yds	Avg	Net	TB	In	Lg	B
Jett	66	2892	43.8	-	6	17	60	0
Kidd	13	520	40.0	-	0	1	54	0
Hanson	3	94	31.3	-	0	1	36	0
Lions	82	3506	42.8	35.5	6	19	60	0
Opponents	81	3460	42.7	35.3	13	26	67	0

Punt Returns

	PR	FC	Yds	Avg	Lg	TD
Fair	30	15	189	6.3	29	0
Boyd, T	0	1	0	1.1	2.8	0
Abrams	2	1	12	6.0	16	0
Stablein	0	3	0	0.0	0	0
Lions	36	19	212	5.9	22	0
Opponents	47	20	471	10.0	65t	1

Kickoff Returns

	KR	Yds	Avg	Lg	TD
Fair	51	1428	28.0	105t	2
Boyd, T	8	163	20.4	35	0
McPhail	6	71	11.8	20	0
Rivers	2	15	7.5	9	0
Vandell	1	23	23.0	23	0
Opponents	68	1700	25.0	105t	2
	49	1196	24.4	100t	1

Field Goals

	1-19	20-29	30-39	40-49	50+
Hanson	0/0	8/8	7/7	13/15	1/3
Lions	0/0	8/8	7/7	13/15	1/3
Opponents	0/0	6/6	11/12	7/9	1/3
Hanson: (47G, 43G, 0/37G, 49G, 27G, 25G, 53N, 43G), (25G, 36G, 47G, 48G, 28G, 26G, 47G, 44G) (41G, 48G, 35G, 58N) (24G, 25G) (45G, 51G, 43N, 35G, 42G, 47N, 34G, 24G, 45G) (00G) (59G) —29/33, 87.9%					
Opponents: (32G) (35N, 48N) (27G, 28G, 42G, 29G, 34G) (43G, 47G) (23G) (28G, 40G) (35G, 44G) (52G, 53G) (39G) (31G, 43G) (33G) (30G, 38G, 53N, 25G) (44G, 43G, 30G) (34G) (30G) —25/30, 83.3%					

Defense

	TT	ST	AT	Sk	Yds	PD	FF	FR	STT
Boyd, S	112	75	37	4	23	6	1	3	0
Rice	82	57	35	3.5	14.5	8	1	0	4
Fredrickson	86	56	30	3.5	9	5	0	0	0
Westbrook	74	59	15	0	0	21	0	0	0
Aldridge	69	47	22	3	12	1	1	1	4
Porcher	62	41	21	11.5	85.5	4	1	0	0
Fair	57	39	18	1	3	0	0	0	0
Carrier	55	43	12	0	0	8	2	1	6
Abrams	51	41	10	3	23	8	2	1	6
Elliss	50	38	12	3	24	2	1	1	0
Jordan	48	36	10	0	0	0	0	0	12
Waldroup	39	21	18	1.5	12.5	2	1	1	0
Scroggins	27	24	3	6.5	38	0	0	0	0
Owens	25	15	12	2.5	12.5	2	0	0	0
Jeffries	26	23	3	0	0	0	0	1	1
Bailey	17	11	6	0	0	1	0	0	7
Holland	11	11	0	0	0	0	0	0	0
Spindler	9	3	0	0	0	1	0	0	0
Stewart, B TT, 5 ST, 1 FF, 9 ST, Kowalkowski 4 TT, 3 ST, 1 FR, 8 ST; Oalenski 4 TT, 2 ST, 1 PD, Taylor, H 2 TT, 2 ST; Jamison 2 TT, 1 ST, 2 PD, Sasa 2 TT, 0 ST; Campbell 1 TT, 1 ST, 11 ST;									
Special Teams: Schlesinger 10; O'Neill 10; Rivers 6; Hanson 3; Supernaw 3; Thomas, M 2; Chryplewicz 1; Jett 1; Boyd, T 1; McPhail 1									
Team	1	6							
Lions	926	643	281	43	261	78	10	9	101
Opponents	834	638	198	45	268	93	9	9	—

NFL Standings

	W	L	T	Pct	Pts	OP
Minnesota	15	1	0	.938	556	296
Green Bay	11	5	0	.688	408	319
Tampa Bay	8	8	0	.500	314	285
DETROIT	5	11	0	.313	306	378
Chicago	4	12	0	.250	276	368

NFC East

	W	L	T	Pct	Pts	OP
Dallas	10	6	0	.625	381	275
Arizona	9	7	0	.563	325	278
NY Giants	8	8	0	.500	287	309
Washington	6	10	0	.375	319	421
Philadelphia	3	13	0	.188	161	344

NFC West

	W	L	T	Pct	Pts	OP
Atlanta	14	2	0	.875	462	289
San Francisco	12	4	0	.750	479	328
New Orleans	6	10	0	.375	305	359
Carolina	4	12	0	.250	336	413
St. Louis	4	12	0	.250	285	378
Arz. defeated Buff, 20-17, and SF defeated Buff, 30-27, in NFL wild card. At defeated SF, 20-18, and Min. defeated Arz, 41-21, in NFC playoffs. At defeated Min, 30-27 (OT), for NFC title. Mia defeated Buff, 24-17, and Jax defeated NE, 25-10, in AFC wild card. Den defeated Mia, 38-3, and NYJ defeated Jax, 34-24, in AFC playoffs. Den defeated NYJ, 23-10, for AFC title. Den defeated At, 34-19, in SB XXXIII.						

IN 1998: President Bill Clinton becomes the second U.S. President to be impeached by the House of Representatives.

1999

Record: 8-8, 3rd NFC Central

Date	W/L	Score	Opponent	Att.
9/12	W	28-20	at Seattle	86
9/19	W	27-25	Green Bay	61
9/26	L	21-31	at Kansas City	78
10/3	L	10-20	San Diego	61
10/10	W	25-23	Minnesota	76
10/24	W	25-23	at Carolina	54
10/31	W	20-3	Tampa Bay	56
11/7	W	31-27	St. Louis	59
11/14	W	29-23	at Green Bay	58
11/21	L	17-26	at Seattle	73
11/25	W	21-17	Chicago	77
12/2	W	12-15	Washington	65
12/12	L	16-23	at Tampa Bay	65
12/19	W	17-28	at Chicago	73
12/26	L	7-17	Denver	73
1/2/00	L	10-24	at Minnesota	64

NFC Playoffs

1/8/00 L
*Silverdome sellout

Usual Starters

Offense		Defense	
XR	87 Johnnie Morton	LE	91 Robert Porcher
LT	72 Ray Roberts	NT	90 James Jones
LG	62 Tony Sample	UT	94 Luther Ellis
C	77 Mike Compton	RE	93 Tracy Scroggins
RG	64 Jeff Hartings	SLB	55 Allen Alldridge
RT	76 Barrett Brooks	MLB	57 Stephen Boyd
TE	86 David Sloan	WLB	50 Chris Claiborne
ZB	82 Germane Crowell	CB	35 Robert Bailey (11)
FR	30 Charlie Beasly	CB	23 Terry Fain (1)
FB	30 Cory Schlesinger	CB	32 Bryant Westbrook (8)
RB	21 Greg Hill	SS	28 Ron Rice
		ES	27 Mark Carrier

Starters

Pro Bowl Selections: LB S. Bowd, DT L. Elliss, K J. Hanson, DE R. Porcher, TE D. Sloan

Team Statistics	Det	Opp
Total First Downs	269	305
Rushing	67	87
Passing	179	185
Penalty	23	33
3rd Down Made/Att	61/222	84/213
3rd Down Pct.	36.5	39.4
4th Down Made/Att	6/17	4/13
4th Down Pct.	35.3	30.8
Possession Avg.	29.15	30.45
Total Net Yards	4931	5291
Avg. Per Game	308.2	330.7
Total Play	978	1017
Avg. Per Play	5.0	5.2
Net Yards Rushing	1245	1531
Avg. Per Game	77.8	95.7
Total	356	393
Net Yards Passing	3688	3780
Avg. Per Game	230.4	235.0
Sacked/Yards Lost	64/298	50/340
Gross Yards	401	418
Att./Completions	588/26	574/359
Completion Pct.	58.4	62.5
Held Intercepted	14	16
Punts/Average	86/22.3	83/24.2
Net Punting Avg.	86/24.8	82/25.8
Penalties/Yards	110/895	105/839
Fumbles/Ball Lost	21/8	32/16
Touchdowns	35	36
Rushing	22	21
Passing	8	12

Points Scored	Q1	Q2	Q3	Q4
Lions	61	132	47	82
Opponents	28	116	81	98

Scoring	TD	Ru	Pa	Rt	PAT	FG
Hanson	0	0	0	0	28/29	26/32
Crowell	7	0	7	0	0/0	0/0
Morton	5	0	5	0	0/0	0/0
Irvin	4	0	0	0	0/0	0/0
Sloan	4	0	4	0	0/0	0/0
Batch	2	2	0	0	0/0	0/0
Fair	2	0	0	2	0/0	0/0
Hill	2	2	0	0	0/0	0/0
Moore	2	0	2	0	0/0	0/0
Stablen 1 TD (1 Pa), Aldridge 1 TD (1 Ret), 6 Pts; Elliss 1 TD (1 Pts); How						
Pats; Rasby 1 TD (1 Pa), 6 Pts; Rivers 1 TD (1 Pa), 6 Pts; Schlesinger 1 TD (1 Pa), 6 Pts;						
Lions	35	8	22	5	28/29	26/32

2-Pt. Conversions: Crowell, Stablein Lions 2-6, Opponents 2-5

	Att	Yds	Avg
Rushing	144	542	3.8
Hill	82	295	3.6
Rivers	36	133	3.7
Ivin	43	124	2.9
Schlesinger	28	87	3.1
Batch	5	38	7.6
Crowell	15	33	2.2
Ferrotte			
Olive 1-1; Jett 2-(-8), 0 Lg			
Opponents	355	1245	3.5
Opponents	393	1531	3.9

Opponents	1955	1951	1950
Receiving	Rec	Yds	Avg
Crowell	81	1338	16.5
Morton	80	1129	14.1
Sloan	47	591	12.6
Irvin	25	233	9.3
Rivers	22	173	7.9
Schlesinger	21	151	7.2

Moore	16	197	12.3	26	2
Hill	13	77	5.9	15	0
Stablein	11	119	10.8	42	1
Olivo 4-24, 12 Lg; Rasby 3-19, 13 Lg, 1 TD; Chryplewicz 2-18, 13 Lg; Uwaezuoke 1-5, 5 Lg					
Lions	326	4074	12.5	77t	22
Opponents	359	4100	11.4	77t	21

	Att	Cmp	Yds	Cmp%	Avg	TD	3D% Int	Lg	Sk/Y	Rtg
Passing	288	175	2117	60.8	7.35	9	3.1 7 2.4	77t	28/202	83.6
Ferrotte										
Batch	270	151	1957	55.9	7.25	13	4.8 7 2.6	74t	36/186	84.1
Lions	558	326	4074	58.4	7.30	22	3.9 14 2.5	77t	64/388	83.9
Opponents	574	359	4100	62.5	7.14	21	3.7 16 2.8	75t	50/340	84.5

Interceptions	Int	Yds	Avg	Lg	TD
Rice	5	82	16.4	33	0
Fair	3	49	16.3	41t	1
Carrier	3	16	5.3	16	0
Bailey	2	39	19.5	31	0

Lions	16	235	14.7	41t	1
Opponents	14	174	12.4	40t	1

Punting	Pnt	Yds	Avg	Net	TB	In	Lg	B
Jett	86	3637	42.3	34.8	12	27	62	0
Lions	86	3637	42.3	34.8	12	27	62	0
Opponents	82	3442	42.0	35.8	6	20	57	0

Punt Returns	PR	FC	Yds	Avg	Lg	TD
Howard	6	3	115	19.2	68t	1
Uwaezuoke	18	9	150	8.3	20	0
Fair	11	4	97	8.8	36	0

Lions	38	16	386	10.2	68t	1
Opponents	42	21	402	9.6	24	0

Kickoff Returns	KR	Yds	Avg	Lg	TD
Fair	34	752	22.1	91	0
Howard	15	298	19.9	35	0
Olivo	11	198	18.0	25	0

Lions Opponents	72 60	1445 1242	20.1 20.7	91 95t	0 1
Field Goals	1-19	20-29	30-39	40-49	50+
Hanson	0/0	8/8	4/4	10/12	4/8

Lions	0/0	8/8	4/4	10/12	4/8
Opponents	0/0	7/7	8/11	6/7	1/4
Hanson:	(51G,49G)(48G)(0)(23G)(21G,49G,29G,30G,4N,47G,48G)(29G)(47G,50G)(29G,43G,44G)(57N)(46G)				
	(53N)(50G,45G,46N,37G,52G)(37G,25G,27G)(24G,50N)(39G,58N)	-	26/32	81.3%	
Opponents:	(32N)(45G,24G)(51G)(33G,24G,47N)(26G)(21G,30G,23G)(36B,49G)(34G)(35G,53N,35G,49G,54N)				
	(23G,33G,45G,31G)(27G)(42G)(0)(30N)(32G)(44G,52N)	-	22/29	75.9%	

Defense	TT	ST	AT	Sk	Yds	PD	FF	FR	STT
Ryd	84	44	8	0	17	9	1	1	0
Carrie	101	77	24	1	0	8	1	1	0
Rice	77	62	15	0	0	8	3	1	0
Clabome	66	50	16	1.5	14.5	1	1	1	0
Aldridge	64	40	24	2	1	5	1	1	3
Bailey	58	50	8	2	9	23	2	0	3
Fair	52	46	6	0	0	10	0	1	1
Purcher	48	31	15	1.5	106.5	2	4	1	0
Jones, J	48	31	17	7	42.5	2	4	1	0
Elliss	47	31	16	3.5	23	3	3	2	0
Scroggins	37	26	11	8.5	45	3	2	2	0
Westbrook	35	32	3	0	0	0	0	0	0
Brown, J.B.	30	27	3	0	0	6	0	1	1
Kowalkowski	22	9	13	1	10	10	0	0	6
Pritchett	16	4	1	1	10	10	0	0	6
Kirschke	20	12	8	2	12.5	0	0	1	0
Campbell	19	15	4	0	0	1	0	0	6

Uwens, C 8 TT, 6 ST, 10 STT; Jordan T 7 TT, 3 ST, 5 STT; Pringley G 7 TT, 6 ST, 1-5-7 Sk; Collins B TT, 3 ST, 1 PD
1 FR, 5 STT; Harper 5 TT, 5 ST, 1 STT; Kriewaldt 2 TT, 2 ST, 1 PD, 10 STT; Stewart 1 TT, 1 ST, 2 STT;
Special Teams: Uwaezueke 13; Talton 8; Olivo 7; Schlesinger 6; Irvin 3; Hanson 2; Stablein 2; Reece 2; Jet-
1; O'Neill 1; Abrams 1

Team				1	9				
Lions	917	674	243	50	340	88	21	15	112
Opponents	856	617	239	64	400	85	6	15	—

NFL Standings							NFL Standings						
NFC Central							AFC Central						
W	L	T	Pct	Pts	OP		W	L	T	Pct	Pts	OP	
Tampa Bay	11	5	0	.688	270	235	Jacksonville	14	2	0	.875	396	217
Minnesota	10	6	0	.625	399	335	Tennessee	13	3	0	.813	392	324
DETROIT	8	8	0	.500	322	323	Baltimore	8	8	0	.500	324	277
Green Bay	8	8	0	.500	357	341	Pittsburgh	6	10	0	.375	317	320

Chicago	6	10	0	.395	272	341	Pittsburgh	6	10	0	.395	272	341
NFC East							Cincinnati	4	12	0	.250	283	460
Washington	10	6	0	.625	443	377	Cleveland	2	14	0	.125	217	437
							AFC East						

Dallas	8	8	0	.500	352	276	Indianapolis	13	3	0	.813	423	333
NY Giants	7	9	0	.438	299	358	Buffalo	11	5	0	.688	310	229
Arizona	6	10	0	.375	245	382	Miami	9	7	0	.563	326	338
Philadelphia	5	11	0	.313	272	357	New York Jets	8	8	0	.500	308	308

NFC West							New England	8	8	0	.509	299	284
St. Louis	13	3	0	.813	526	242	AFC West						
San Francisco	8	8	0	.500	421	381	Seattle	9	7	0	.563	338	298
Atlanta	5	11	0	.313	285	280	Kansas City	8	7	0	.563	300	322

Atlanta	5	1	0	.313	283	380	Kansas City	9	7	0	.563	330	324
San Francisco	4	12	0	.250	295	453	San Diego	8	8	0	.500	269	318
New Orleans	3	13	0	.188	260	434	Oakland	8	8	0	.500	390	329
							Denver	6	10	0	.375	314	318

Was defeated DET, 27-13, and Min defeated Dal, 27-10, in NFC wild card. TB defeated Was, 14-13, and STL defeated Min, 49-37, in NFC Divisional playoffs. STL defeated TB, 11-6, for NFC title. Ten defeated Buf, 22-16, and Mia defeated Sea, 20-17, in AFC wild card. Jac defeated Mia, 62-7, and Ten defeated Ind, 19-16, in AFC Divisional playoffs. Ten defeated Jac, 32-14, for AFC title. STL defeated Ten, 23-15, in SB XXXV.

IN 1999: U.S. Women's Soccer team captures the nation's eye as it played in front of sold-out crowds and on national television for the first time en route to winning the World Cup hosted by the United States.



YEAR-BY-YEAR RESULTS

Detroitlions.com
Media.Detroitlions.com

2000

Record: 9-7, 4th NFC Central

Date	W/L	Score	Opponent	Att
09/03	W	14-10	at New Orleans	64,900
09/10	W	15-10	Washington	74,159
09/17	L	10-31	Tampa Bay	76,928*
09/24	W	21-14	at Chicago	66,944
10/01	L	24-31	Minnesota	76,438*
10/08	W	31-24	Green Bay	77,549*
10/19	W	28-14	at Tampa Bay	65,557
10/29	L	18-30	at Indianapolis	56,971
11/05	L	8-23	Miami	77,813*
11/12	W	13-10	Atlanta	76,309
11/19	W	31-21	at NY Giants	77,897*
11/23	W	34-9	New England	77,923*
11/30	L	17-24	at Minnesota	64,214
12/10	L	13-26	at Green Bay	59,854
12/17	W	10-7	at NY Jets	77,513
12/24	L	20-23	Chicago	71,957

*Silverdome sellout

Usual Starters

Offense

QR	87	Johnnie Morton
LT	72	Ray Roberts (R)
LG	66	Jeff Hartings
C	77	Mike Compton
RT	86	Aaron Gibson
TE	86	David Sloan
WR	84	Herman Moore
QB	10	Charlie Batch
RB	34	Cony Schlesinger
PR	34	James Stewart

Pro Bowl Selections: LB Stephen Boyd, DT Luther Ellis, KR Desmond Howard

Team Statistics

Team Statistics	Det	Opp
Total First Downs	264	279
Rushing	101	96
Passing	143	159
Penalty	20	24
3rd Down Made/Att	72/224	80/215
3rd Down Pct.	32.1	37.2
4th Down Made/Att	6/13	9/16
4th Down Pct.	46.2	56.3
Possession Avg.	30.10	29.50
Total Net Yards	4422	5033
Avg. Per Game	276.4	314.6
Total Plays	1004	993
Avg. Per Play	4.4	5.1
Net Yards Rushing	1747	1823
Avg. Per Game	109.2	113.9
Total Rushes	448	421
Net Yards Passing	2675	3210
Avg. Per Game	167.2	200.6
Sacked/Yards Lost	53/177	28/162
Gross Yards	2992	3392
Att./Completions	503/277	544/311
Completion Pct.	55.1	57.5
Had Intercepted	19	25
Punts/Average	95/42.6	84/41.7
Net Punting Avg.	34.8	33.9
Penalties/Yards	106/805	112/913
Fumbles/Ball Lost	21/12	36/17
Touchdowns	33	32
Rushing	15	14
Passing	14	16
Returns	4	2

Points Scored

Points Scored	Q1	Q2	Q3	Q4	OT	Pts
Lions	50	78	52	127	-	307
Opponents	81	70	74	82	-	307

Scoring

Scoring	TD	Ru	Pa	Rt	PAT	FG	S	Pts
Hanson	0	0	0	0	29/29	24/30	0	101
J. Stewart	11	10	1	0	0/0	0/0	0	72
Morton	3	0	3	0	0/0	0/0	0	18
Crowell	3	0	3	0	0/0	0/0	0	18
Moore	3	0	3	0	0/0	0/0	0	18
Batch	2	2	0	0	0/0	0/0	0	12
Bates	2	2	0	0	0/0	0/0	0	12
Sloan	2	0	2	0	0/0	0/0	0	12
Campbell	1	1	0	1	0/0	0/0	0	6
Case	1	1	0	0	0/0	0/0	0	6
Foster	1	0	1	0	0/0	0/0	0	6
Hartings	1	0	0	1	0/0	0/0	0	6
Howard	1	0	0	1	0/0	0/0	0	6
Rasby	1	0	1	0	0/0	0/0	0	6
Westbrook	1	0	0	1	0/0	0/0	0	6
Lions	33	15	14	4	29/29	24/30	0	307
Opponents	32	14	16	2	31/31	26/31	2	307

2-P. Conversions: J. Stewart 3, Morton, Team 4-4, Opponents 1-1

Rushing

Rushing	Att	Yds	Avg	Lg	TD
J. Stewart	339	1184	3.5	34	10
Batch	44	189	4.5	19	2
Bates	31	127	4.1	23	2
Case	16	117	7.3	27	1
Irvin	9	49	5.4	32	0
Foster	2	31	15.5	16	0
Morton	4	25	6.3	27	0
Crowell	1	12	12.0	12	0
Schlesinger	1	3	3.0	3	0
Jett	1	0	0.0	0	0
Lions	448	1747	3.9	34	15
Opponents	421	1823	4.3	65t	14

Receiving

Receiving	Rec	Yds	Avg	Lg	TD
Morton	61	788	12.9	42t	3
Moore	40	434	10.9	30t	3
Crowell	34	430	12.6	50t	3

Sloan	32	379	11.8	59	2
J. Stewart	32	287	9.0	32	1
Foster	17	175	10.3	40t	1
Bates	15	109	7.3	17	0
Schlesinger	12	73	6.1	13	0
Rasby	10	78	7.8	17	1
Irvin	8	80	11.3	18	0
Stablein	8	53	6.6	11	0
Olivo	3	50	16.7	19	0
Pupunu	3	32	10.7	17	0
Howard	2	14	7.0	10	0
Lions	277	2992	10.8	59	14
Opponents	311	3372	10.8	61t	19

Passing	Att	Cmp	Yds	Cmp%	Avg	TD	Int%	Int%	Lg	S/K/Y	Rtg	
Batch	412	221	2489	53.6	6.04	13	3.2	15	36	59	41/242	67.3
Case	91	56	503	61.5	5.53	1	1.1	4	44	40t	12/75	61.7
Lions	503	277	2992	55.1	5.95	14	2.8	19	38	59	53/317	66.3
Opponents	544	311	3372	57.2	6.20	16	2.9	25	46	61t	28/162	66.2

Interceptions	Int	Yds	Avg	Lg
Schulz	7	53	7.6	19
Westbrook	6	126	21.0	101/2t
C. Brown	2	12	6.0	12
Pat	2	0	0.0	0
Fairchild	1	0	0.0	0

Pitcher 1-78; Campbell 1-42, 42t, 1 TD; M. Walker 1-12; Rice 1-7; D. Walker 1-15; Aldridge 1-4; Claiborne

Interceptions	Lnt	Yds	Avg	Lg	TD
Schulz	7	53	7.6	18	0
Westbrook	6	126	21.0	101t	1
C. Brown	2	12	6.0	12	0
Fair	0	0	0.0	0	0
Pritchett 1-78; Campbell 1-42, 42t, 1 TD; M. Walker 1-12; Rice 1-7; D. Walker 1-5; Aldridge 1-4; Claiborne 1-1; Boyd 1-0					
Lions	25	340	13.6	101t	2
Opponents	19	270	14.2	61t	2

Punting	Pnt	Yds	Avg	Net	TB	In20	Lg	B
Jett	93	4044	43.5	35.5	12	33	59	2
Lions	95	4044	42.6	34.8	12	33	59	2
Opponents	84	3501	41.7	33.9	9	16	62	1

Punt Returns	PR	FC	Yds	Avg	Lg	TD
Howard	31	24	457	14.7	95t	1
Lions	33	24	472	14.3	95t	1
Opponents	53	14	498	9.4	63	0

Porcher	36	30	6	8	51	3	2	1	0
Brown, C	31	21	10	0.5	0	5	1	0	3
Kowalkowski	28	20	8	0	0	2	2	1	14
Walker, M	27	25	0	0	0	0	0	0	7
Supernawi	24	14	0	0	0	0	0	0	11
DeVries	22	14	8	0	0	1	1	1	0
Walker, D	17	16	1	0	0	5	0	0	5
Pritchett	16	8	8	0.5	7	0	0	0	0
O'Neill	12	4	8	0	3	0	0	1	0
Kirsch 7 TT, 4 ST, 5 STT; Kneiwald 5 TT, 4 ST, 1 FR, 14 STT; Brown 4 TT, 3 ST, 5 WYrick 4 TT, 1 ST, 3 STT; Hall 1 TT, 1 ST, 1 ST, 1 FF, 2 STT; Green 1 FR, 5 STT; Lincoln 1 FR									
Kickoff Teams: Schlesinger 10, Olivo 8, Boster 1, Hovins 2, Bates 1; Pupunui 1									
Lions	929	612	317	28	162	96	18	15	128

Defense	TD	ST	AT	Sk	Yds	PB	FF	FR	STT
Boyd	139	77	63	0.5	0	8	3	1	1
Claiborne	104	65	39	0.5	3	4	4	1	0
Rice	67	39	28	0	0	5	0	1	4
Aldridge	59	41	18	2	21	2	2	1	7
Fair	57	46	18	0	0	11	0	1	0
Schulz	54	36	18	0	0	11	0	1	0
Westbrook	49	36	13	0	0	19	0	1	0
Jones, J.	45	34	11	3	21	0	2	1	0
Scroggins	44	28	16	6.5	38	2	0	1	0
Ellis	39	23	16	0	0	0	2	2	0
Campbell	38	23	15	0	0	8	0	0	5
Porcher	36	30	6	8	51	3	2	1	0
Brown, C.	31	21	10	0.5	0	5	2	1	1
Kowalski	28	20	8	0	0	5	2	1	14
Walker, M.	27	25	2	0	0	7	1	1	7
Supernaw	24	14	10	0	0	0	0	0	11
DelRies	22	14	8	0	0	1	1	1	0
Walker, D.	17	16	1	0	0	5	0	0	6
Pritchett	16	8	2.5	7	1	0	0	0	1
Kirschke	12	4	8	0.5	3	0	1	0	1
O'Neill 7 TT, 1 ST, 7 STT; Kiewitall 5 TT, 4 ST, 1 PR, 1 STT; Brown 4 TT, 3 ST; Wyrnick 4 TT, 1 ST, 3 STT; Hall 1 TT, 1 ST, 1 ST, 1 PD, 1 PF, 2 STT; Green 1 PR, 1 ST; Lincoln 1 ST									
Special Teams: Schlesinger 10; Olivo 9; Foster 9; Hanson 3; Irvin 2; Bates 1; Pupunu 1									
Lions	929	612	317	28	162	96	18	15	126
Opponents	921	679	242	53	317	88	10	12	—

Dallas	5	11	0	.312	294	341	NY Jets	9	7	0	.562	321	321
Arizona	3	13	0	.188	210	443	Buffalo	8	8	0	.500	315	350
NFC West							New England	5	11	0	.312	276	338
New Orleans	10	6	0	.625	354	305	AFC West						
St. Louis	10	6	0	.625	540	471	Oakland	12	4	0	.750	479	299
Carolina	7	9	0	.438	310	341	Denver	11	5	0	.688	485	369
San Francisco	6	10	0	.375	382	442	Kansas City	7	9	0	.438	355	354
Atlanta	4	12	0	.250	252	413	Seattle	6	10	0	.375	320	405
							San Diego	1	15	0	.062	269	440

Not defeated Still, 31-28, and Phi defeated Tex, 21-31 in NFL wild card. Min defeated Mo, 34-16, and NYG defeated Ind, 20-10, in AFC wild card. Ind defeated Min, 27-10, in AFC title. Phi defeated Balt, 27-10, in NFL title. Ind, 23-17 (OT), and Bal defeated Den, 21-31, in AFC wild card. Oak defeated Miami, 27-0, and Bal defeated

NO defeated STL, 31-28, and Phi defeated TB, 21-3, in NFC wild card. Min defeated NO, 34-16, and NYG defeated Phi, 20-10, in NFC divisional playoffs. NYG defeated Minnesota, 41-4, for NFC title. NYG defeated Ind, 23-17 (OT), and Bal defeated Den, 2



YEAR-BY-YEAR RESULTS

Detroitlions.com
Media.Detroitlions.com

2001

Record: 2-14, 5th NFC Central

Date	W/L	Score	Opponent	Att
9/9	L	6-28	at Green Bay	59,523
9/23	L	14-24	at Cleveland	73,168
10/8	L	0-35	St. Louis	77,765*
10/14	L	26-31	at Minnesota	64,048
10/21	L	24-37	Tennessee	76,940
10/28	L	27-31	Cincinnati	69,343
11/4	L	13-21	at San Francisco	67,805
11/11	L	17-20	Tampa Bay	74,268*
11/18	L	38-45	at Arizona	32,322
11/22	L	27-29	Green Bay	77,730*
12/2	L	10-13	at Chicago	66,944
12/9	L	12-15	at Tampa Bay	65,514
12/16	W	27-24	Minnesota	72,190
12/23	L	14-47	at Pittsburgh	62,809
12/30	L	0-24	Chicago	76,067
1/6/02	W	15-10	Dallas	77,512*

*Silverdome Sellout

Usual Starters

Offense

LT	76	Jeff Backus
WR	87	Johnnie Morton
LT	76	Jeff Backus
LG	62	Tony Sample
C	79	Eric Beverly
RG	86	Brendan Stai
RT	75	Matt Joyce
TE	86	David Sloan
WR	83	Bert Emanuel (4); 82 Germaine Crowell (4)
QB	10	Charlie Batch
PB	30	Cony Schlesinger
FB	34	James Stewart

Defense

LE	91	Robert Porcher
NT	92	Shaun Rogers
LT	94	Luther Elliss
RE	93	Tracy Scroggins
SLB	55	Allen Aldridge
MLB	50	Chris Claiborne
WLB	54	Barrett Green
CB	24	Todd Lyght
CB	22	Terry Fair
SS	28	Ron Rice (8)
FS	45	Kurt Schulz (10)

Total Stats

Total First Downs	289
Rushing	74
Passing	184
Penalty	31
3rd Down Made/Att	76/222
3rd Down Pct.	34.2
4th Down Made/Att	12/25
4th Down Pct.	48.0

Possession Avg.

Net Total Yards	4954
Avg. Per Game	312.1

Total Plays

Avg. Per Play	4.9
---------------	-----

Net Yards Rushing

Avg. Per Game	1398
Total Rushes	874

Net Yards Passing

Avg. Per Game	351
Sacked/Yards Lost	35/6
Gross Yards	3596
Att./Completions	609/343
Completion Pct.	56.3
Had Intercepted	24

Punts/Average

Net Punting Avg.	35.2
------------------	------

Penalties/Yards

Fumbles/Ball Lost	116/1081
Touchdowns	24/14
Rushing	8
Passing	18
Returns	4

Points Scored

Lions	47
Opponents	101

Scoring

Hanson	0
Sloan	7
Warren	4
Morton	4
Schlesinger	3
Crowell	2
Stewart	2

McMahon 1 TD (1 Ru), 8 Pts; Anderson 1 TD (1 Pa), 6 Pts; Bailey 1 TD (1 Ret), 6 Pts; Droughns 1 TD (1 Pa), 6 Pts; Fair 1 TD (1 Ret), 6 Pts; Hall 1 TD (1 Ret), 6 Pts; Howard 1 TD (1 Pa), 6 Pts; Lyght 1 TD (1 Ret), 6 Pts

Lions 30 8 18 4 23/23 21/30 0 270

Opponents 52 15 30 7 49/50 19/27 1 424

2-Pt. Conversions: McMahon, Warren, TEAM 2-7, Opp 2-2

Rushing

Att	Yds	Avg	Lg	TD
-----	-----	-----	----	----

Stewart	143	6.85	4.8	3
Warren	61	1.91	3.1	34
Schlesinger	47	1.54	3.3	26
McMahon	27	1.45	5.4	22
Droughns	40	3.8	2.4	15
Batch	12	4.5	3.8	12
Cason	11	3.1	2.8	19
Detmer	9	2.6	2.9	9
Howard	5	2.5	5.0	7

Crowell 1-6; Olivo 1-6; Foster 2-6; 3 Lg; Jett 1-0

Lions 351 1398 4.0 38 8

Opponents 470 1993 4.2 96t 15

Receiving

Att	Yds	Avg	Lg	TD
-----	-----	-----	----	----

Warren	77	11.54	15.0	76
Schlesinger	60	4.66	7.8	38
Warren	40	3.8	8.4	36
Sloan	37	4.09	11.1	27
Stewart	23	2.42	10.5	56
Crowell	22	2.89	13.1	46t
Foster	22	2.83	12.9	36
Emmanuel	17	2.21	13.0	29
Crowell	12	2.11	17.6	69
Anderson	10	1.33	13.3	36t
Howard	10	1.33	13.3	36t

Trejo 5 61 12.2 20 0

Michell 5 28 5.6 12 0

Moore 4-76, 25 Lg; Cason 4-32, 9 Lg; Droughns 4-21, 8 Lg, 1 TD; Warren 1-5

Lions 342 3969 11.6 76 18

Opponents 313 3752 12.0 68t 30

Passing

Att	Cmp	Yds	Cmp%	Avg	TD%	Int%	Lg	Sk/Y	Rtg
-----	-----	-----	------	-----	-----	------	----	------	-----

Batch	341	198	2392	58.1	7.0	1.2	3.5	12	3.5
Detmer	151	92	906	60.9	6.0	3.0	2.0	10	6.6
McMahon	115	53	671	46.1	5.8	3.0	2.6	1	6.9
Warren	2	0	0	0.0	0.0	0.0	1	0.9	0.0

Lions 609 343 3969 56.3 6.52 18 3.0 24 3.9

Opponents 514 312 3752 60.7 7.30 30 5.8 16 3.1

Interceptions

Int	Yds	Avg	Lg	TD
-----	-----	-----	----	----

Lyght	4	72	18.0	59t
Bailey	2	74	37.0	74t
Fair	2	28	14.5	26t
Schulz	2	22	11.0	19
Claiborne	2	11	5.5	6
Rice	2	9	4.5	8

Carter 1-0; Westbrook 1-0

Lions 16 217 13.6 74t 3

Opponents 24 376 15.7 93t 3

Punting

Pnt	Yds	Avg	Net	TB	In20	Lg	B
-----	-----	-----	-----	----	------	----	---

Jett	58	25.12	43.3	6	16	55	0
Araguz	17	7.13	41.9	34.0	4	6	0
Lions	75	32.25	43.0	35.2	10	22	62
Opponents	72	30.65	42.6	36.5	9	24	61

Punt Returns

PR	FC	Yds	Avg	Lg	TD
----	----	-----	-----	----	----

Howard	2	19	20.1	9.1	34
Fair	4	2	3.7	9.3	21
Foster	3	0	1.7	5.7	9
Lions	29	21	25.5	9.8	84
Opponents	39	16	38.7	9.9	84

Kickoff Returns

KR	Yds	Avg	Lg	TD
----	-----	-----	----	----

Howard	57	14.66	23.4	9.1
Fair	10	18.7	18.7	32
Foster	9	18.2	20.2	36
Morton 1-4; Olivo 1-40; Raiola 1-11; Schlesinger 1-10; Warren 0-4-4)	80	18.76	23.5	9.1
Lions	80	18.76	23.5	9.1
Opponents	53	11.43	21.8	53

Field Goals

1-19	20-29	30-39	40-49	50+
------	-------	-------	-------	-----

Hanson	1/1	2/2	8/8	6/12
Lions	1/1	2/2	8/8	6/12
Opponents	0/1	2/2	11/13	5/10

Hanson: (49G, 39G) 0 (1) 19G, 51G, 65N) (40B, 23G) (51G, 24G) (43G, 39G, 45G) (38G) (49G) (33G, 54G) (45N),

48N, 36G, 40N) (39G, 30G, 50G, 42G) (44G, 36G, 48N) (1) (51N, 51N, 47G) -2130, 70.4%

Opponents: (48N) (33G, 48N) 0 (41G) (38G, 46G, 30G, 46G) (47N, 39G) (48B, 18G, 37G, 35G) (50G) (46G, 39G) (46G, 26G, 39N) 0 (27G) (48N, 37G, 38N, 31G) (38G) (33-) -1927, 70.4%

Defense

TD	ST	AT	Sk	Yds	PD	FF	FR	STT
----	----	----	----	-----	----	----	----	-----

Claiborne	120	77	43	4	32	6	1	1
Rogers	81	62	19	3	19.5	4	1	0
Green	75	51	24	1	10	0	0	0
Lyght	59	53	6	0	0	9	0	1
Schulz	53	45	18	0	0	5	0	2
Campbell	50	35	15	7	11	7	3	2
Aldridge	46	31	15	1	16	0	0	0
Fair	43	37	6	0	0	12	0	0
Rice	38	23	15	1	8	5	0	2
Hall	33	25	8	4	27.5	5	1	0
Elliss	31	26	5	0	0	4	1	0
Scroggins	30	22	8	2	15	1	0	0
Bennett	26	19	7	0	0	2	0	0
Boyd	23	17	1	0	0	1	0	0
Kriewaldt	21	11	10	0	0	0	0	11
Westbrook	20	19	1	0	0	4	0	0
Kirschke	19	11	8	0	0	0	0	0
Williams, B	17	15	2	0	0	0	0	0
Pritchett	17	10	7	0	0	1	1	0
Wyrick	15	13	2	0	0	0	0	10
DeVries	13	9	4	0	0	0	0	0
Bailey	7	0	0	0	0	2	0	0

Carter 6 TT, 4 ST, 1 PD, 2 ST; Iwuoma 5 TT, 5 ST, 2 PD, 7 ST; Spellman 3 TT, 3 ST, 1-7 Sk; McElroy 2 TT, 2 ST, 1 PD, 1 ST; Kowalkowski 1 TT, 1 ST, 3 ST; Cason 1 TT, 0 ST

Special Teams: Olivo 12; Trejo 12; Foster 9; Banta 5; Droughns 4; Hanson 2; Warren 1;

Lions 910 668 242 31 224 773 111 8 12 5 95

Opponents 892 673 219 31 66 273 111 8 12 5 113

NFL Standings

NFC Central

W	L	T	Pct	3rd	OP	AFC Central	W	L	T	Pct	3rd	OP
---	---	---	-----	-----	----	-------------	---	---	---	-----	-----	----

Chicago	13	3	0	.812	338	203	Pittsburgh	13	3	0	.812	352	212
Green Bay	12	4	0	.750	390	266	Baltimore	10	6	0	.625	303	265
Tampa Bay	9	7	0	.562	324	280	Cleveland	7	9	0	.438	285	319
Minnesota	5	11	0	.312	290	390	Tennessee	7	9	0	.438	336	388
DETROIT	2	14	0	.125	270	424	Jacksonville	6	10	0	.375	294	286

Cincinnati 6 10 0 .375 226 309

NFC East

Philadelphia	11	5	0	.688 <th>343<th>208<th>AFC East</th><th>11</th><th>5</th><th>0</th><th>.688<th>371<th>272</th></th></th></th></th>	343 <th>208<th>AFC East</th><th>11</th><th>5</th><th>0</th><th>.688<th>371<th>272</th></th></th></th>	208 <th>AFC East</th> <th>11</th> <th>5</th> <th>0</th> <th>.688<th>371<th>272</th></th></th>	AFC East	11	5	0	.688 <th>371<th>272</th></th>	371 <th>272</th>	272
--------------	----	---	---	--	---	---	----------	----	---	---	-------------------------------	------------------	-----

Washington	8	8	0	.500	256	303	New England	11	5	0	.688	371	272
NV Giants	7	9	0	.438	294	321	Miami	11	5	0	.688	344	280
Arizona	7	9	0	.438	295	343	NY Jets	10	6	0	.625	308	295
Dallas	5	11	0	.312	246	338	Indianapolis	6	10	0	.375	413	486
							Buffalo	3	13	0	.188	265	420

NFC West

St. Louis	14	2	0	.875 <th>303<th>273<th>AFC West</th><th>10</th><th>6</th><th>0</th><th>.625<th>399<td></td></th></th></th></th>	303 <th>273<th>AFC West</th><th>10</th><th>6</th><th>0</th><th>.625<th>399<td></td></th></th></th>	273 <th>AFC West</th> <th>10</th> <th>6</th> <th>0</th> <th>.625<th>399<td></td></th></th>	AFC West	10	6	0	.625 <th>399<td></td></th>	399 <td></td>	
-----------	----	---	---	---	--	--	----------	----	---	---	----------------------------	---------------	--



LIONS

YEAR-BY-YEAR RESULTS

Detroitlions.com
Media.Detroitlions.com

2002

Record: 3-13, 4th NFC North

Date	W/L	Score	Opponent	Att
9/8	L	21-49	at Miami	72,216
9/15	L	7-31	at Carolina	71,951
9/22	L	31-37	Green Bay	61,505*
9/29	W	26-21	New Orleans	60,023*
10/3	L	24-31	at Minnesota	64,013
10/20	W	23-20at	Chicago	64,021*
10/27	L	17-24	at Dallas	72,710
11/3	W	9-7	Buffalo	61,789*
11/10	L	14-40	at Green Bay	63,313
11/17	L	14-31	NY Jets	61,720*
11/24	L	17-20at	at Chicago	62,375
11/28	L	12-20	New England	62,108*
12/8	L	20-23ot	at Arizona	28,640
12/15	L	20-23	Tampa Bay	61,942*
12/22	L	15-36	at Atlanta	69,307
12/29	L	36-38	Minnesota	60,233*

*Ford Field sellout

Usual Starters

Offense	Defense
WR 84 Bill Schroeder	LE 91 Robert Porcher
LT 76 Jeff Backus	NT 92 Shaun Rogers
LG 62 Tony Sample	UT 94 Luther Elliss
RG 61 Ray Brown	RE 96 James Hall
RB 73 Stokely McInougle	LOLB 54 Barrett Green
TE 86 Michael Ricks	MFB 50 Chris Claiborne
WR 81 Az-Zahir Hakim	ROLB 55 Todd Curry
QB 3 Joey Harrington	CB 24 Todd Light
PB 30 Cory Schlesinger	CB 25 Chris Cash
RB 34 James Stewart	FS 26 Corey Harris
	FS 45 Brian Walker (8), 26 Eric Davis (6)

Team Statistics

Total First Downs	Det	Opp
WR	242	350
Rushing	69	111
Passing	150	221
Penalty	23	28
3rd Down: Made/Att	44/216	105/233
3rd Down Pct.	20.4	45.1
4th Down: Made/Att	8/20	8/11
4th Down Pct.	40.0	72.7
Possession Avg.	5:44	4:00
Total Net Yards	4471	3416
Avg. Per Game	279.4	382.3
Total Plays	955	1119
Avg. Per Play	4.7	5.5
Net Yards Rushing	1477	1967
Avg. Per Game	92.3	122.9
Total Rushes	358	465
Net Yards Passing	2994	4150
Avg. Per Game	187.1	259.4
Sacked/Yards Lost	18/71	33/254
Gross Yards	3168	4404
Att./Completions	577/277	591/371
Completion Pct.	48.0	62.8
Had Intercepted	25	10
Punts/Average	91/42.2	89/42.4
Net Punting Yards	91/38.0	80/35.6
Penalties/Yards	104/16	114/981
Fumbles/Ball Lost	14/6	25/14
Touchdowns	34	52
Rushing	19	27
Passing	19	27
Returns	6	6

Points Scored	Q1	Q2	Q3	Q4	OT	Pts
Lions	72	88	66	77	3	306
Opponents	71	160	111	103	6	451

Scoring	TD	Ru	Pa	Rt	PAT	FG	S	Pts
Hanson	0	0	0	0	31/31	23/28	0	100
Stewart	6	4	2	0	0/0	0/0	0	36
Schroeder	5	0	3	0	0/0	0/0	0	32
Hakim	4	0	3	1	0/0	0/0	0	24
McMahon	3	3	0	0	0/0	0/0	0	18
Ricks	3	0	3	0	0/0	0/0	0	18
Cash	2	0	2	0	0/0	0/0	0	12
Schlesinger	2	0	0	0	0/0	0/0	0	12
Warren	2	0	2	0	0/0	0/0	0	12

Anderson 1 TD (1 Pa), 6 Pts; Claiborne 1 TD (1 Ret), 6 Pts; Crowell 1 TD (1 Pa), 6 Pts; Drummond 1 TD (1 Ret), 6 Pts; Hall 1 TD (1 Ret), 6 Pts; Light 1 TD (1 Ret), 6 Pts; Punters: 91/42.2 (1 Ret), 6 Pts

Lions 34 Opponents 52 19 27 6 48/49 29/33 0 451

2-Pt. Conversions: Schroeder, TEAM 1-3; Opp 2-3

Rushing	Att	Yds	Avg	Lg	TD
Stewart	231	1021	4.4	56	4
Schlesinger	49	139	2.8	17	2
Schroeder	25	107	4.1	40	0
Dallas	14	96	6.9	22	3
McMahon	12	57	4.8	18	0
Drummond	4	38	9.5	23	0
Warren	6	8	1.3	8	0
Hakim	7	4	0.6	6	0
Huntley	3	4	1.3	3	0
Hakim	4	3	0.8	10	0
Jett	1	0	0.0	0	0
Trejo	1	0	0.0	0	0
Lions	358	1477	4.1	56	9
Opponents	495	1967	4.0	43	19

Receiving	Recs	Yds	Avg	Lg	TD
Stewart	46	333	7.2	52t	2
Hakim	37	541	14.6	64t	3
Schroeder	36	295	8.2	46	3
Schlesinger	25	283	7.5	43	0
Ricks	27	339	12.6	49	3
Anderson	25	322	12.9	34	1

Crowell	22	201	9.1	22	1
Cason	19	288	15.2	37	2
Foster	14	152	10.9	22	0
J. Green (lg)	5	94	18.8	44	0
Owens	5	49	9.8	13	0
Warren 4-56, 39t Lg, 2 TD, Trejo 2-13, Drummond 2-3; Murphy 1-8, McMahon 1-7; Cooper 1-4; Lions	277	3181	11.4	64t	18
Opponents	371	4404	11.9	60	27

Passing	Att	Cmp	Yds	Comp%	Avg	TD	Int	Lg	Sk/Y	Rtg
Harrington	429	215	2294	51.3	5.3	12	2.8	16	37	64t
McMahon	147	62	874	42.2	5.95	7	4.8	9	6.1	49
Stewart	1	0	0.0	0.0	0.0	0	0.0	0	0.0	39.6
Lions	577	277	3168	48.0	5.49	19	3.3	25	4.3	64t
Opponents	591	371	4404	62.8	7.45	27	4.6	10	1.7	80

Interceptions	Int	Yds	Avg	Lg	TD
Claiborne	3	63	21.0	43	1
Light	2	31	15.5	31	0
Harris 1-49, Davis 1-14, Cash 1-11, Gooch 1-3; Goodman 1-2	10	173	17.3	49	1
Lions	25	316	12.6	78t	5
Opponents	10	173	17.3	49	1

Punting	Pnt	Yds	Avg	Net	TB	Lg	B
Jett	91	3838	42.2	38.0	7	29	57
Lions	91	3838	42.2	38.0	7	29	57
Opponents	80	3392	42.4	35.6	9	23	64

Punt Returns	PR	Yds	Avg	Lg	TD
Drummond	18	8	138	7.7	73t
Hakim	10	4	148	14.8	72t
Howard	9	5	48	5.3	14t
Foster 4-29, Lg, Cash 1-0	43	17	363	8.5	73t
Lions	53	14	239	4.5	26
Opponents	43	14	239	4.5	26

Kickoff Returns	KR	Yds	Avg	Lg	TD
Drummond	40	1039	26.0	91	0
Howard	26	587	22.6	70	0
Foster 2-48, 24 Lg, Beverly 1-9, Cooper 1-55; Schlesinger 1-15	83	2039	24.6	91	0
Lions	68	1560	22.9	67	0
Opponents	68	1560	22.9	67	0

Field Goals	1-19	20-29	30-39	40-49	50+
Hanson	0/0	8/8	8/9	7/8	0/3
Lions	0/0	8/8	8/9	7/8	0/3
Opponents	0/0	8/8	8/9	7/8	0/3
Hanson (33G) 23G, 34G, 23G, 38G (49G) 55N, 30G, 24G, 48G (35G) 42G, 46G, 43G (50N) (22G) 23G, 45G, 39G, 46G (33N, 26G, 20G) (37G, 25G, 57N) (44N) (37G) — 23/28, 82.1%	11	10/10	8/10	8/11	1/1
Opponents: (1) 46B, 40N, 23G (46G, 34G, 47G) (42G) (53G, 42G) (33G) (30G, 40G, 36G, 33G) (23N, 22G, 40G) (37G, 26G) (29G, 41G, 42G, 28G, 36G, 23G, 36G, 20G, 39G) (43B, 18G) — 29/33, 87.9%					

Defense	TT	ST	AT	Sk	Yds	PD	FF	FR	STT
Claiborne	101	72	29	4.5	42	7	0	1	1
Light	97	82	15	0	0	18	0	0	2
Cash	91	79	12	0	0	11	1	2	10
Warren, C	79	58	21	2.5	22.5	1	0	0	1
Green	73	50	23	1	1	5	3	0	0
Curry	55	39	16	3	26	0	4	1	13
Hall	49	34	15	2	9	3	0	2	0
Rogers	48	30	12	2.5	21	2	2	2	0
Porcher	45	30	15	5.5	54.5	8	2	3	0
Walker, Brian	44	32	12	1	10	5	2	0	1
Goodman	42	34	8	0	0	13	0	1	4
Pritchett	42	34	8	0	0	14	0	1	0
Davis	37	31	6	0	0	4	0	0	0
Walker, Bracy	36	24	12	1	5	2	2	0	17
Gooch	33	24	9	0	0	3	0	0	16
Edwards	31	23	8	6.5	35	4	2	1	5
Ellis	26	19	7	2.5	24	0	1	0	0
Kirschke	19	14	5	0	0	0	0	0	0
Williams	11	8	3	0	0	0	0	0	0
Kriewaldt	11	5	6	0	0	0	0	0	6
DeVries	10	5	5	0	0	4	1	0	0

Campbell 9 TD, 5 ST, 3 STG; Wyrick 8 TD, 8 ST, 12 ST; Lake 2 TD, 1 ST; Johnson 1 TD, 1 ST
Special Teams: Trejo 8, Foster 7; Drummond 6, Schlesinger 5; Banta 4; Thornhill 2; Cooper 2; Brown 1
Lions 1000 733 267 33 254 96 18 14 132
Opponents 729 559 170 20 174 128 5 8 133

NFC North						AFC East							
W	L	T	Pct	Pts	OP	W	L	T	Pct	Pts	OP		
Green Bay	12	4	0	.750	398	328	NY Jets	9	7	0	.562	359	3
Minnesota	6	10	0	.375	390	442	New England	9	7	0	.562	381	3
Chicago	4	12	0	.250	281	379	Miami	9	7	0	.562	378	3
DETROIT	3	13	0	.188	306	451	Buffalo	8	8	0	.500	379	3

AFC East	W	L	T	Pct	Opp	AFC East	W	L	T	Pct	Opp
Philadelphia	12	4	0	.750	415	Pittsburgh	10	5	1	.686	390
NY Giants	10	6	0	.625	320	Cleveland	9	7	0	.562	344
Washington	7	9	0	.438	307	Baltimore	7	9	0	.438	316
Dallas	5	11	0	.312	217	Cincinnati	2	14	0	.125	279

AFC South	W	L	T	Pct	Opp	AFC South	W	L	T	Pct	Opp
Tampa Bay	12	4	0	.750	346	Tennessee	11	5	0	.688	367
Atlanta	9	6	1	.594	402	Indianapolis	10	6	0	.625	349
New Orleans	9	7	0	.562	432	Kansas City	6	10	0	.375	328
Carolina	7	9	0	.438	358	Austin	4	12	0	.250	213

NFC West	W	L	T	Pct	Opp	NFC West	W	L	T	Pct	Opp
San Francisco	10	6	0	.625	367	Oakland	11	5	0	.688	450
Seattle	7	9	0	.438	316	Denver	9	7	0	.562	392
St. Louis	7	9	0	.438	355	San Diego	8	8	0	.500	333
Arizona	5	11	0	.312	262	Kansas City	8	8	0	.500	467

Atl. defeated NYG, 27-7, and SF defeated NYG, 39-38, in NFC wild card. TB defeated SF 31-6, and Phi. defeated Atl., 20-6, in NFC divisional playoffs. TB defeated Phi. 27-10, for NFC title. NYJ defeated Ind., 41-0, and Pit. defeated Cle, 36-33, in AFC wild card. Ten defeated Pit 34-31, and Oak defeated NYG, 30-10, in AFC divisional playoffs. Oak defeated Ten, 41-24, for AFC title. TB defeated Oak, 48-21, in SB XXXVII.

IN 2002: Two snipers terrorize the Beltway area (Maryland, Virginia and Washington, D.C.) over a three-week period. Ten people were killed and three more wounded, as the shooters attacked victims in suburban gas stations and malls.



YEAR-BY-YEAR RESULTS

Detroitlions.com
Media.Detroitlions.com

2004

Record: 6-10, 3rd NFC North	Score	Opponent	Attendance
Date	W-L	at Chicago	61,535
9/12	W	Houston	61,469*
9/19	W	Philadelphia	62,472*
9/26	L	at Atlanta	70,434
10/10	W	Green Bay	62,938*
10/17	W	at NY Giants	78,841
10/24	W	at Dallas	63,616
10/31	L	Washington	62,657*
11/07	L	at Jacksonville	66,431
11/14	L	at Minnesota	64,156
11/21	L	Indianapolis	63,107*
11/25	L	at Arizona	62,262*
12/05	W	at Green Bay	70,497
12/12	L	Minnesota	62,337*
12/19	W	Chicago	61,924*
12/26	L	at Tennessee	68,809
1/02	L		

* Ford Field sellout

Usual Starters

Offense	Defense
WR 11 Roy Williams	LE 78 Cory Redding
LT 76 Jeff Backus	LT 72 Dan Wilkinson
LG 62 David Lomene	RT 92 Shaun Rogers
C 51 Dominic Raiola	RE 96 James Hall
RG 65 Damien Woody	WLB 52 James Davis
RT 73 Stokcar McQuigley	MLB 50 Earl Holmes
TE 86 Stephen Alexander	SLB 54 Teddy Lehman
WR 84 Tai Streets	LCB 25 Fernando Bryant
QB 3 Joey Harrington	RCB 32 Dre Bly
FB 30 Cory Schlesinger	FS 31 Bruce Marion
HB 34 Kevin Jones	SS 28 Bracy Walker

Pro Bowl: CB D. Bly, KR E. Drummond, DT S. Rogers

Team Stats	Det	Opp
Total First Downs	263	320
Rushing	92	118
Passing	142	167
Penalty	29	35
3rd Down: Made/Att	66/210	98/231
3rd Down Pct.	31.4	42.4
4th Down: Made/Att	6/16	7/19
4th Down Pct.	37.5	36.8
Possession Avg.	28:03	31:57
Total Net Yards	4693	5401
Avg. Per Game	253.3	337.6
Total Plays	407	498
Avg. Per Play	4.9	5.0
Net Yards Rushing	1777	1887
Avg. Per Game	111.1	117.9
Total Rushes	407	498
Net Yards Passing	2916	3514
Avg. Per Game	182.3	219.6
Sacked/Yards Lost	37/208	38/222
Gross Yards	3124	3736
Att./Completions	505/285	535/328
Completion Pct.	56.4	61.3
Had Intercepted	13	14
Punts/Average	93/45.0	84/43.5
Net Punting Avg.	93/34.2	84/36.9
Penalties/Yards	121/1000	114/976
Fumbles/Ball Lost	12/7	20/10
Touchdowns	32	43
Rushing	10	10
Passing	19	29
Returns	6	4

Scoring	Q1	Q2	Q3	Q4	OT	Pts
Lions	60	97	45	94	0	296
Opponents	86	80	92	86	6	350

Scoring	TD	Ru	Pa	Rt	PAT	FG	S	Pts
Hanson	0	0	0	0	28/28	24/28	0	100
Williams	8	0	8	0	0	0	0	48
Jones	6	5	1	0	0	0	0	36
Drummond	4	0	0	4	0	0	0	24
Hakim	3	0	3	0	0	0	0	18
Schlesinger	3	0	0	0	0	0	0	18
Pinner	2	0	0	0	0	0	0	12
Streets	1	0	1	0	0	0	0	8
Alexander	1	0	1	0	0	0	0	8
Bly	1	0	1	0	0	0	0	6
Kircus	1	0	1	0	0	0	0	6
Swinton	1	0	1	0	0	0	0	6
Bra. Walker	1	0	0	1	0	0	0	6
Redding	0	0	0	0	0	0	0	0
Lions	32	7	19	6	28/28	24/28	1	296
Opponents	43	10	29	4	37/38	17/20	1	350

2-Pt. Conversions: Streets, TEAM 1-4, Opponents 1-4

Rushing	Att	Yds	Avg	Lg	TD
Jones	241	1133	4.7	74	5
Bryson	50	264	5.3	28	0
Harrington	48	175	3.6	17	0
Pinner	27	174	6.4	22	0
McMahon	2	18	9.0	14	0
Drummond	1	9	9.0	9	0
Schlesinger	4	7	1.8	2	0
Swinton	4	3	3.0	3	0
Williams	1	1	1.0	1	0
Hakim	1	0	0.0	0	0
Harris	1	-7	-7.0	-7	0
Lions	407	1777	4.4	74	7
Opponents	498	1887	3.8	43	10

Receiving	Rec	Yds	Avg	Lg	TD
Williams	54	817	15.1	46	6
Bryson	44	322	7.3	30	0
Alexander	41	377	9.2	30	1
Hakim	31	533	17.2	39t	3

Streets	28	260	9.3	22	1
Jones	28	180	6.4	34	1
Swinton	18	213	11.8	28	1
Pinner	11	72	6.5	26	0
Fitzsimmons	10	103	10.3	27	0
Schlesinger	10	91	9.1	30	3
Trejo LG	4	37	9.3	18	0
Trejo TM	4	37	9.3	18	0
Kircus	3	68	22.7	50t	1
Vines	3	51	17.0	25	0
Lions	285	3124	56.4	61.9	19
Opponents	328	3736	11.4	82.7	29

Passing	Att	Cmp	Yds	Cmp%	Avg	TD	Int%	Lg	Sk/Y	Rtg
Harrington	489	274	3047	56.0	6.23	19	3.8	12	2.5	62
McMahon	15	11	77	73.3	5.13	0	0.0	1	6.7	19
Williams	1	0	0	0.0	0.00	0	0.0	0	0.0	0
Team	505	285	3124	56.4	6.19	19	3.8	13	2.6	62
Opponents	535	328	3736	61.3	6.98	29	5.4	14	2.6	82t

Interceptions		Int	Yds	Avg	Lg	TD
Bly		4	107	26.8	55t	1
Marion		3	43	14.3	24	0
Lewis 1-33; Hall 1-30; K. Smith 1-2; Lehman 1-1; Cash 1-0; Goodman 1-0; Bra. Walker 1-0;						
Lions		14	216	15.4	55t	1

Punting	Pnt	Yds	Avg	Net	TB	In	Lg	B
Harris	92	3765	40.9	34.2	7	32	60	1
Lions	93	3765	40.5	34.2	7	32	60	1
Opponents	84	3658	43.5	36.9	7	25	64	0

Punt Returns	PR	FC	Yds	Avg	Lg	TD
Drummond	24	8	316	13.2	63t	2
Swinton	16	9	104	6.5	18	0
Lions	40	17	420	10.5	83T	2
Opponents	46	24	441	9.6	56	0

Kickoff Returns	KR	Yds	Avg	Lg	TD
Drummond	41	1092	26.6	99t	2
Swinton	18	410	22.8	43	0
Bryson 2-27, 14 Lg; Trejo 2-12, 10 Lg; Curry 1-1-1; DeVries 1-5; Schlesinger 1-23; Lions	56	1568	27.8	99T	2
Opponents	54	1058	19.6	52	0

Field Goals	1-19	20-29	30-39	40-49	50+
Hanson	0/0	9/9	10/11	5/8	0/0
Lions	0/0	9/9	10/11	5/8	0/0
Opponents	1/1	6/8	5/5	4/4	1/2
Lions (27G, 21G, 47N, 48N, 23G, 48G, 11, 40G) (32N, 21G, 48G, 120G, 34G, 48N, 32G) (45G, 22G, 31G, 31G, 25G, 22G, 22G) (31G, 39G, 34G, 40G, 22G, 25G)					
Opponents (27B, 34G, 26G, 47G, 39G, 27G) (50G, 19G, 25G, 40G, 24G, 51N) (31G, 42G, 33G, 36G, 28G, 23G) (40G, 27B)					

Defense	TT	ST	AT	Sk	Yds	PD	FF	FR	STT
Holmes	111	78	33	0	0	2	0	0	0
Lehman	97	73	24	1	2	3	1	0	6
Marion	88	66	22	0	0	8	0	0	1
Davis	79	54	25	0	2.5	0	0	1	4
Walker	74	52	22	1	12	6	0	2	4
Rogers	68	49	19	4	18	5	0	1	0
Bryant	50	42	8	0	0	9	0	0	1
Lewis	49	35	14	2	6	3	0	0	10
Hall	48	38	10	11.5	74.5	5	4	1	0
Redding	40	34	6	3	20	0	1	2	1
Bly	38	32	6	0	0	19	0	0	0
Cash	29	25	0	0	0	4	1	1	2
Smith, K	29	22	7	0	0	4	1	0	10
Bell	27	19	8	2	15	1	1	0	0
DeVries	25	16	3	0	14	1	1	0	0
Goodman	24	19	5	0	0	2	1	0	5
Wilkinson	23	18	5	1.5	6.5	2	2	0	0
Edwards	22	18	4	4.5	25.5	1	2	1	0
Holt	20	15	0	0	0	0	1	0	8
Pritchett	17	10	7	1	4	1	0	0	0

Curry 7 TT, 5 ST, 1 FR 16 ST; Rainier 7 TT, 3 ST, 13 ST; Babers 1 TT, 0 ST; Special Teams: Fox 7; FitzSimmons 4; Bryson 3; Hanson 3; Drummond 3; Trejo 3; Vines 3; Harris 2; Schlesinger 1; Swinton 1; Littleton 1; Mulhbach 1.

Lions	773	285	38	222	79	16	9	113
Opponent	856	623	233	37	208	74	10	104

NFL Standings	W	L	T	Pct	Pts	OP	AFC East	W	L	T	Pct	Pts	OP
NFC North	10	6	0	.625	424	380	New England	14	2	0	.875	437	260
Green Bay	8	8	0	.500	405	395	N.Y. Jets	10	6	0	.625	333	261
Minnesota	6	10	0	.375	296	350	Buffalo	9	7	0	.562	395	284
DETROIT	5	11	0	.312	231	331	Miami	4	12	0	.250	275	354

Chicago	5	11	0	.312	231	331	Miami	4	12	0	.250	275	390
NFC East							AFC North						
Philadelphia	13	3	0	.812	386	260	Pittsburgh	15	1	0	.938	372	251
N.Y. Giants	6	10	0	.375	303	347	Baltimore	9	7	0	.562	317	268
Dallas	6	10	0	.375	293	405	Cincinnati	8	8	0	.500	374	372
Washington	6	10	0	.375	240	265	Cleveland	4	12	0	.250	276	390
NFC South							AFC South						

NFC South							AFC South						
Atlanta	11	5	0	.688	340	337	Indianapolis	12	4	0	.750	522	351
New Orleans	8	8	0	.500	348	405	Jacksonville	9	7	0	.562	261	280
Carolina	7	9	0	.438	355	339	Houston	7	9	0	.438	309	339
Tampa Bay	5	11	0	.312	301	304	Tennessee	5	11	0	.312	344	439
NFC West							AFC West						
Seattle	9	7	0	.562	371	373	San Diego	12	4	0	.750	446	351

St. Louis	8	8	0	500	319	392	Denver	10	6	0	.625	381	304
Arizona	6	10	0	.375	284	322	Kansas City	7	9	0	.438	483	435
San Francisco	2	14	0	.125	259	452	Oakland	5	11	0	.312	320	442

StL defeated Sea, 27-20 and Minnesota defeated Green Bay, 31-17, in NFC wild card. Atlanta defeated StL, 47-17 and Phi defeated Min, 27-14, in NFC divisional playoffs. Phi defeated AtL, 27-10, for NFC title. NYJ defeated SD 20-17 and Ind defeated Den, 49-24, in AFC wild card. Phi defeated NYJ, 20-17, and NE defeated Ind, 20-3, in AFC divisional playoffs. NE defeated Phi, 41-27, for AFC title. NE defeated Phi, 24-21, in SB XXXIV

St. defeated Sea, 27-20 and Minnesota defeated Green Bay, 31-17, in NFC wild card. Atlanta defeated St., 47-17 and Phi defeated Min, 27-14, in NFC divisional playoffs. Phi defeated Atl, 27-10, for NFC title. NYJ defeated SD 20-17 and Ind defeated Den, 49-24, in AFC wild card. Phi defeated NYJ, 20-17, and NE defeated Ind, 20-13, in AFC divisional playoffs. NE defeated Pit, 41-27, for AFC title. NE defeated Phi, 24-21, in SB XXXIX.

In 2004, in December, a 9.0 earthquake in the Indian Ocean generates deadly tsunamis that kill at least 150,000 people from Thailand to Somalia, with some of the most devastating destruction occurring in Sri Lanka.



YEAR-BY-YEAR RESULTS

Detroitlions.com
Media.Detroitlions.com

2005

Record: 5-11, 3rd NFC North

Date	W-L	Score	Opponent	Attendance
09/11	W	17-3	Green Bay	61,877*
09/18	L	6-38	at Chicago	62,019
10/02	L	13-17	at Tampa Bay	64,994
10/09	W	35-17	Baltimore	61,201*
10/16	L	20-21	Carolina	61,083*
10/23	W	13-10	at Cleveland	72,323
10/30	L	13-19 OT	Chicago	61,814*
11/06	L	14-27	at Minnesota	63,813
11/13	W	29-21	Arizona	61,091*
11/20	L	7-20	at Dallas	62,670
11/24	L	7-27	Atlanta	62,390*
12/04	L	16-21	Minnesota	61,375*
12/11	L	13-16 OT	at Green Bay	70,019
12/18	L	17-41	Cincinnati	61,749*
12/24	W	13-12	at New Orleans	63,747
01/01	L	21-35	at Pittsburgh	63,794

* Ford Field sellout

Usual Starters

Offense

WR	11	Roy Williams
LT	76	Jeff Backus
LG	69	Kyle Kosier
C	51	Dominic Raiola
RG	65	Damien Woody
RT	79	Kelly Butler
TE	81	Marcus Pollard
WR	10	Scottie Vines
QB	3	Joey Harrington
FB	30	Cony Schlesinger
HB	34	Kevin Jones

Pro Bowl: DT S. Rogers

Defense

RE	78	Cory Redding
LT	72	Dan Wilkinson
RT	92	Shaun Rogers
RE	96	James Hall
WLB	52	James Davis
MLB	90	Earl Holmes
SLB	97	Boss Bailey
LCB	35	Andre Goodman
RCB	32	Dre Bly
FS	42	Terrence Holt
SS	26	Kenny Kennedy

Team Stats

Total First Downs	258
Rushing	109
Passing	151
Penalty	38
3rd Down: Made/Att	87/224
3rd Down Pct.	38.8
4th Down: Made/Att	4/12
4th Down Pct.	33.3
Possession Avg.	29:13
Total Net Yards	4319
Avg. Per Game	269.9
Total Plays	955
Avg. Per Play	4.6
Net Yards Rushing	1471
Avg. Per Game	91.9
Total Rushes	321
Net Yards Passing	2848
Avg. Per Game	178.0
Sacked/Yards Lost	31/173
Gross Yards	3021
Att./Completions	520/297
Completion Pct.	57.1
Had Intercepted	18
Punt/Average	84/43.5
Net Punting Avg.	72/34.5
Penalties/Yards	115/838
Fumbles/Ball Lost	21/12
Touchdowns	28
Rushing	15
Passing	15
Returns	3

Scoring

Team	Q1	Q2	Q3	Q4	OT	Pts
Lions	69	72	43	70	0	254
Opponents	84	136	66	50	9	345

Scoring

Team	TD	Ru	Pa	Rt	PAT	FG	S	Pts
Hanson	0	0	0	0	27/27	19/24	0	84
R. Williams	8	0	8	0	0	0	0	48
James	3	3	0	0	0	0	0	30
Pinner	5	0	0	0	0	0	0	30
Pollard	3	0	0	0	0	0	0	18
Bailey 1 TD (1 Ret), 6 Pts; Bryson 1 TD (1 Ru), 6 Pts; Fitzsimmons 1 TD (1 Pa), 6 Pts; Garcia 1 TD (1 Ru), 6 Pts; Kennedy 1 TD (1 Ret), 6 Pts; C. Rogers 1 TD (1 Pa), 6 Pts; S. Rogers 1 TD (1 Ret), 6 Pts; Schlesinger 1 TD (1 Pa), 6 Pts; M. Williams 1 TD (1 Pa), 6 Pts; Pinner 1 Saf, 2 Pts								
Team	28	10	15	3	27/28	19/24	1	254
Opponents	39	15	19	5	37/37	24/30	0	345

2-Pt. Conversions: TEAM 0-0, Opponents 1-1

Rushing

Team	Att	Yds	Avg	Lg	TD
James	186	664	3.6	40	5
Pinner	106	349	3.3	19	3
Bailey	64	306	4.8	77	1
Harrington	24	80	3.3	15	0
Garcia	17	51	3.0	14	1
P. Smith	4	16	4.0	6	0

Vines 1-7; Schlesinger 1-1; Drummond 1-(-3)

Lions

Opponents	404	1471	3.6	77	10
	488	2040	4.2	64	15

Receiving

Team	Rec	Yds	Avg	Lg	TD
Pollard	46	516	11.2	86	3
R. Williams	45	687	15.3	51	8
Vines	40	417	10.4	40	0
Bryson	37	284	7.7	33	0
M. Williams	29	350	12.1	49	1
Pinner	21	181	8.6	24	0
James	20	109	5.5	28	0
K. Johnson	17	133	7.8	25	0
C. Rogers	14	197	14.1	35	1
Fitzsimmons	10	45	4.5	11	1
Schlesinger	8	31	3.9	8	1
P. Smith	6	48	8.2	11	0
T. Edwards 2-15, 8 Lg; Martinez 1-11; Harrington 1-(-4);					
Lions	297	3021	10.2	86	15
Opponents	295	3305	11.2	80	19

Passing	Att	Cmp	Yds	Cmp%	Avg	TD	Int	Lg	Sk/Y	Rtg
Harrington	330	188	2021	57.0	6.1	12	3	36	98	24/136
Garcia	173	102	937	59.0	5.4	3	1	6	49	6/34
Orlovsky	17	7	63	41.2	3.7	0	0	0	20	1/3
Lions	520	297	3021	57.1	5.8	15	3	35	86	31/173
Opponents	487	295	3305	60.6	6.7	19	3	39	90	31/167

Interceptions	Int	Yds	Avg	Lg	TD
Goodman	6	54	9.0	28	0
Bly	3	17	5.7	21	0
Kennedy	2	64	32.0	64	1
Holt	2	51	25.5	51	0
McQuarters	2	35	12.5	19	0

Bailey 1-34, 34 Lg, 1 TD; Bra. Walker 1-22; Lehman 1-21; Wayne 1-20; Lions 19, 308; Opponents 18, 271; Lions 15.1, 61.2; Opponents 41.1, 2

Punting	Pnt	Yds	Avg	Net	TB	In	Lg	B
Harris	84	3656	43.5	36.9	2	34	60	0
Lions	84	3656	43.5	36.9	2	34	60	0
Opponents	72	2899	40.3	34.5	7	20	61	0

Punt Returns	PR	FC	Yds	Avg	Lg	TD
Drummond	26	11	157	6.0	38	0
McQuarters	10	2	117	11.7	48	0
Lions	36	13	274	7.6	48	0
Opponents	50	17	520	10.4	81	2

Kickoff Returns	OR	Yds	Avg	Lg	TD
Drummond	46	1077	23.3	48	0
McQuarters	16	381	23.8	73	0
Bryson 4-55, 25 Lg; Martinez 2-42, 24 Lg; DeVines 1-7 Lg; K. Johnson 1-14, 14 Lg					
Lions	73	1976	27.1	73	0
Opponents	55	1239	22.5	90	1

Field Goals	1-19	20-29	30-39	40-49	50+
Lions	1/1	9/9	3/3	4/7	2/4
Hanson	1/1	9/9	3/3	4/7	2/4
Opponents	1/1	8/8	7/9	5/7	3/5

Hanson: (21G)(/44G, 23G)(/47B, 25G, 25G)(/47N, 47G, 50G)(/46N, 32G, 30G)(/51N)(/26G, 20G)(/50N)(/45G, 26G, 28G)(/19G, 23G)(/45G, 21G, 38G)

Opponents: (59G)(/48G, 48N, 38N)(/43G, 46N)(/46G)(/52B)(/30G)(/38G, 20G)(/21G, 52N)(/40G, 51G, 28G)(/19G, 56G)(/21G, 23G)(/38G, 38G, 39G, 28G)(/28G, 33G)(/35G, 47G, 33G, 20G)

Defense	TD	ST	AT	Sk	Yds	PD	FF	FR	STT
Kennedy	96	72	24	0	0	1	2	0	0
Holmes	75	51	24	0	0	1	1	0	0
Hall	60	52	8	5	31	1	3	0	0
Davis	58	35	24	0	0	1	1	0	0
Bailey	38	38	20	1	6	3	0	0	0
McQuarters	57	46	11	0	0	10	0	0	3
Bly	45	41	4	0	0	13	3	1	0
Holt	42	32	10	0	0	11	0	0	0
Goodman	41	37	4	0	0	11	0	0	6
Rogers	41	30	11	5.5	44	2	2	1	0
Rainer	35	28	7	0	0	0	0	0	14
Redding	33	26	7	0	4	4	1	1	0
Edwards	32	25	7	7	35	2	2	3	0
Walker	28	20	8	0	0	2	0	0	9
Cody	28	17	11	1.5	15	0	1	1	0
Wilkinson	26	20	6	3	17	4	0	0	0
Woods	25	15	11	1	0	0	0	2	0
Curry	22	14	8	0	0	0	0	0	16
Beil	21	15	6	0	0	0	1	0	0
DeVines	21	15	6	3	19	1	2	2	1
Smith	18	14	1	1	0	0	0	0	2
McGraw	15	10	5	0	0	0	1	0	6
Wayne	14	11	3	0	0	1	1	0	0
Lehman	12	8	4	0	0	2	0	0	1

Bryant 9 TT, 8 ST, 1 PD, 1 FF; Grootegend 3 TT, 1 ST, 1 TT; Wilson 2 TT, 2 ST, 8 ST; Fox 1 TT, 1 ST, 10 ST

Special Teams Tackles: FitzSimmons 10; Bryson 5; Pinner 3; Smith 3; McHugh 3; Hanson 2; Mulhbach 2; Drummond 2; Schlesinger 2; Gutierrez 1; Harris 1; Pollard 1; Martinez 1; Hamilton 1

Lions

Team	920	684	236	1	187	70	19	12	10	124
Opponent	883	634	249	30	173	67	16	10	12	124

NFL Standings

NFC North							AFC North						
Team	W	L	T	Pts	Opp	Pts	Team	W	L	T	Pts	Opp	
Chicago	11	5	0	688	260	202	Cincinnati	11	5	0	688	421	
Minnesota	9	7	0	562	306	344	Pittsburgh	11	5	0	688	389	
DETROIT	5	11	0	312	254	345	Baltimore	6	10	0	375	265	
Green Bay	4	12	0	250	298	344	Cleveland	6	10	0	375	232	
NFC East							AFC East						
NY Giants	11	5	0	688	422	314	New England	10	6	0	625	379	
Washington	10	6	0	625	359	393	Miami	9	7	0	562	318	
Dallas	9	7	0	562	325	308	Buffalo	5	11	0	312	271	
Philadelphia	6	10	0	375	310	388	N.Y. Jets	4	12	0	250	240	
NFC South							AFC South						
Tampa Bay	11	5	0	688	300	274	Indianapolis	14	2	0	875	439	
Carolina	11	5	0	688	391	259	Jacksonville	12	4	0	750	361	
Atlanta	8	8	0	500	351	341	Tennessee	4	12	0	250	299	
New Orleans	3	13	0	285	328	398	Houston	2	14	0	125	260	
NFC West							AFC West						
Seattle	13	3	0	812	452	271	Denver	13	3	0	812	395	
St. Louis	6	10	0	375	363	429	Kansas City	10	6	0	625	403	
Arizona	5	11	0	312	311	387	San Diego	9	7	0	562	418	
San Francisco	4	12	0	250	239	421	San Francisco	4	12	0	250	239	

Was defeated BT, 17-10, and C defeated NYG, 23-10, in NFC wild card. Sea defeated Was, 20-10, and Carolina defeated BT, 29-21, in NFC divisional playoffs. Sea defeated Car, 34-14, for NFC title. Ne defeated Jac, 28-3, and P defeated Cin, 31-17, in AFC wild card. Pit defeated Ind, 21-18, and Den defeated NE 27-13, in AFC divisional playoffs. Pit defeated Den 34-17, for AFC title. Pit defeated Den, 21-10, in SB XL.



In 2007: The nation is horrified April 16 when Virginia Tech student Seung-Hui Cho kills a total of 32 students and five professors in the deadliest shooting by a single gunman in U.S. history.



YEAR-BY-YEAR RESULTS

Detroitlions.com

Media.Detroitlions.com

2008

Record: 0-16, 4th NFC North

Date	W-L	Score	Opponent	Attendance
9/7/14	L	21-34	at Atlanta	62,310
9/14	L	25-48	Green Bay	60,285*
9/21	L	13-31	at San Francisco	67,249
10/05	L	7-34	Chicago	59,790*
10/12	L	10-12	at Minnesota	62,867
10/19	L	21-28	at Houston	70,081
10/26	L	17-25	Washington	54,312
11/02	L	23-27	at Chicago	62,188
11/09	L	14-38	Jacksonville	52,631
11/16	L	22-31	at Carolina	73,349
11/23	L	20-38	Tampa Bay	49,096
11/27	L	10-47	Tennessee	60,112*
12/07	L	16-20	Minnesota	50,444
12/14	L	21-31	at Indianapolis	68,281
12/21	L	7-42	New Orleans	49,309
12/28	L	21-31	at Green Bay	70,141

* Ford Field sellout

Usual Starters

Offense	Defense
WR 11 Roy Williams (5); 84 Shaun McDonald (6)	LE 95 Jared DeVries (10);
LT 16 John Standford (5)	19 John Standford (5)
LB 76 Jeff Backus	NT 91 Chuck Darby
LG 64 Edwin Mulitalo (11); 74 Damon Cook (4)	OT 78 Cory Redding (12); 75 Shaun Cody (4)
C 51 Dominic Raiola (12)	RE 99 Emie Sims
RG 66 Stephen Peterman	LB 53 Ryan Lemon
TE 83 Gosder Cherilus (13); 72 George Foster (3)	SLB 55 Paris Lenon
RT 83 John Owens (6); 86 Michael Gaines (5)	MLB 55 Brian Kelly (10); 21 Travis Fisher (3)
WR 81 Calvin Johnson (10)	LCB 25 Brian Kelly (10); 21 Travis Fisher (3)
QB 6 Dan Orlovsky (17)	RCB 28 Leigh Bodden (5)
QB 11 Daunte Culpepper (5); 8 Jon Kitna (4)	FS 24 Calvin Pearson (5)
RB 44 Moran Norris (8); 45 Jerome Felton (6)	SS 27 Daniel Bolden (12)
FB 34 Kevin Smith	28 Dwight Smith (4)

Team Stats

Total First Downs	Det	Opp
Rushing	234	350
Passing	70	188
Penalty	21	15
3rd Down Made/Att	59/205	90/197
3rd Down Pct.	28.8	45.7
4th Down Made/Att	10/20	6/10
4th Down Pct.	50.0	60.0
Possession Avg.	26:59	33:01
Total Net Yards	4292	6470
Avg. Per Game	268.3	404.4
Total Plays	913	1009
Avg. Per Play	4.7	6.4
Net Yards Rushing	1332	2754
Avg. Per Game	83.3	172.1
Total Rushes	352	536
Net Yards Passing	2960	3716
Avg. Per Game	185.0	232.3
Sacked/Yards Lost	52/239	30/191
Gross Yards	3299	443/307
Att./Completions	509/281	390/203
Completion Pct.	55.2	68.4
Had Intercepted	19	4
Punts/Average	90/43.9	59/43.6
Net Punting Avg.	90/38.0	59/38.0
Penalties/Yards	88/729	91/753
Fumbles/Ball Lost	31/10	31/16
Touchdowns	29	63
Rushing	10	31
Passing	18	25
Returns	1	7

Scoring	Q1	Q2	Q3	Q4	OT	Pts
Team	47	57	72	0	0	288
Opponents	126	163	109	119	0	517

Scoring	TD	Ru	Rec	Ret	PAT	FG	S	Pts
Hanson	0	0	0	0	25/26	21/22	0	88
C. Johnson	12	0	12	0	0	0	0	74
Key Smith	8	8	0	0	0	0	0	48
R. Johnson	2	0	0	0	0	0	0	12

Fitzsimmons 1 TD (1 Pa), 6 Pts; Bullocks 1 TD (1 Ret), 6 Pts; Culpepper 1 TD (1 Pa), 6 Pts; Gaines 1 TD (1 Pa), 6 Pts; McDonald 1 TD (1 Pa), 6 Pts; Owens 1 TD (1 Pa), 6 Pts; Williams 1 TD (1 Pa), 6 Pts

Team 29 10 18 1 25/26 21/22 1 268

Opponents 63 31 25 7 62/62 25/29 1 517

2-Pt. Conversions: Fitzsimmons, C. Johnson, Team 2-3, Opponents 0-1

Fum/Lost: Culpepper 5/1, Gaines 3/2, C. Johnson 3/2, Kitna 3/1, Middleton 3/0, Orlovsky 3/0, Hanson 2/0, McDonald 2/1, Key Smith 2/1, Cason 1/0, Furrey 1/0, Jennings 1/1, R. Johnson 1/0, Standford 1/1

Rushing	Att	Yds	Avg	Lg	TD
Key Smith	238	976	4.1	50	8
R. Johnson	76	237	3.1	27	1
Kitna	6	34	5.7	10	0
Orlovsky	7	29	4.1	10	0
Culpepper	12	25	2.1	9	1
Stanton	3	20	6.7	15	0
Cason	4	7	1.8	4	0
Felton	2	4	2.0	4	0
Norris	1	1	1.0	1	0
C. Johnson	3	-1	-3.3	7	0
Team	352	1332	3.8	50	10
Opponents	536	2754	5.1	73t	31

Receiving	Rec	Yds	Avg	Lg	TD
C. Johnson	78	1331	17.1	86t	12
Key Smith	29	286	7.3	27	0
McDonald	35	332	9.5	26	1
Gaines	23	260	11.3	33	1
Furrey	18	181	10.1	25	0
Williams	17	232	13.6	25	1
Standford	15	244	16.3	36	0
Colbert	5	64	12.8	28	0

R. Johnson	12	88	7.3	34t	1
Fitzsimmons	12	85	7.1	16	0
Felton	9	63	5.9	12	0
Owens	8	56	7.0	19	1
Cason 4-27, 15 Lg; Norris 4-16, 6 Lg; Middleton 1-23, D. Campbell 1-1-21					
Team	281	2299	11.7	96t	18
Opponents	303	3907	12.9	96t	25

Passing	Att	Cmp	Yds	Cmp%	Avg	TD	Int	Int%	Lg	Sk/Y	Rtg
Orlovsky	255	143	1616	56.1	6.34	8	31	8	11	96t	72.8
Culpepper	120	68	758	56.7	6.32	5	42	5	42	47t	19.8
Kitna	115	60	786	52.2	6.83	4	35	6	5.2	70t	14.95
Stanton	17	9	119	52.9	7.00	1	53	0	0.0	41	6.35
Hanson	2	1	20	50.0	10.00	0	0	0	0.0	20	3.25
Team	509	281	3299	55.2	6.48	18	53	19	3.7	96t	52.339
Opponents	443	303	3907	68.4	8.82	25	56	4	0.9	96t	30/191

Interceptions	Int	Yds	Avg	Lg	TD
Nece	1	18	18.0	18	0
Bodden	1	2	2.0	2	0
C. Smith	1	0	0.0	0	0
White	1	-4	-4.0	-4	0
Team	4	16	4.0	18	0
Opponents	19	364	19.2	65t	5

Punting	Pnt	Yds	Avg	Net	TB	In	Lg	B
Harris	90	3952	43.8	38.0	6	24	60	0
Team	90	3952	43.8	38.0	6	24	66	0
Opponents	59	2573	43.6	38.4	7	23	60	0

Punt Returns	PR	FC	Yds	Avg	Lg	TD
McDonald	11	8	104	9.5	27	0
Furrey 5-36, 20 Lg, 5 FC; C. Johnson 3-27, 13 Lg; Standford 1-1; Jennings 1-0						
Team	21	13	168	8.0	27	0
Opponents	51	22	414	8.1	60t	0

Kickoff Returns	KR	Yds	Avg	Lg	TD
Middleton	39	864	22.2	42	0
Cason	32	746	23.3	46	0
Thomas 4-93, 27 Lg; Fitzsimmons 3-41, 16 Lg; Furrey 2-30, 16 Lg; C. Smith 2-26, 17 Lg; Kitna 1-7					
Team	87	1807	21.8	46	0
Opponents	53	1332	23.4	60	0

Field Goals	1-19	20-29	30-39	40-49	50+
Hanson	0/0	3/3	4/5	6/6	8/8
Team	0/0	3/3	4/5	6/6	8/8
Opponents	0/0	6/6	7/8	10/11	2/4

Hanson: (0)386,(496,536)(446,516)(400)(546,546)(436)
 (526)(338)(406,566,276)(386,406)(536)(256,236,396)(516,306)
 Opponents: (506,256)(256,396)(436)(436)(376,456)(388,266)(256,300)(476,456,426)(366,416)(346)
 (496,416,456,436)(356,506)(316)(69N,366)

Defense	TT	ST	AT	Sk	SKY	PD	FF	FR	STT
Lenon	112	81	115	6	2	2	2	1	0
Sims	113	71	42	1	4.5	0	0	1	0
Bullocks	93	63	30	0	0	1	1	1	1
Bodden	73	61	12	0	0	3	2	12	0
Pearson	72	36	16	1	11	3	1	4	12
Nece	58	38	20	1.5	5	0	0	4	10
Smith, D	39	31	8	0	0	0	1	2	2
White, D	39	28	11	6.5	44.5	3	2	0	0
Redding	29	23	6	3	19.5	0	0	0	0
Cody	37	26	11	0	0	0	0	3	0
Fisher	35	28	7	0	0	0	0	5	1
Darby	31	23	8	1.5	2	0	1	0	0
DeVries	29	23	2	13	0	0	0	0	0
Kelly	25	22	3	0	0	0	0	1	0
Smith, C	24	20	4	3	22	1	1	1	6
Avril	22	17	5	3	30	4	1	0	1
Lewis	21	15	0	0	0	0	0	0	20
Alama-Francis	20	10	10	1	1.5	0	0	1	3
Dizon	19	12	7	0	0	0	0	0	8
Robinson	13	11	2	0	0	0	0	1	12
Moore	12	9	3	1	1	0	0	0	0
Smith, K	11	7	4	0	0	0	0	0	5

Fluellen 7 TT, 3 STT, 1 FR; Alexander 6 TT, 6 STT, 1 STT; Cohen, L 4 TT, 2 STT; Cannon 2 TT, 1 STT, 1 FF; 5
 STL; Hicks 2 TT, 0 STT, 3 STT; Schweigert 1 TT, 1 STT, 8 STT; Bing 1 FR, 1 STT
 Special Teams Tackles: Fitzsimmons 7, Standford 4, Mulbach 3, Hanson 2, Harris 2, Jennings 2, Owens 1,
 Middleton 1, Barnes 1, Wynn 1, Robinson 1

Team	967	696	271	30	191	17	15	46	124
Opponent	642	536	106	52	339	87	18	9	108

NFL Standings

Green Bay	6	10	0	.375	419	380	New York Jets	9	7	0	.563	405	356
DETROIT	0	16	0	.000	268	517	Buffalo	7	9	0	.438	336	342
NFC East							AFC North						
N.Y. Giants	12	4	0	.750	427	294	Pittsburgh	12	4	0	.750	347	223
Philadelphia	9	6	1	.594	416	289	Baltimore	11	5	0	.688	385	244
Dallas	9	7	0	.563	362	365	Cincinnati	4	11	1	.281	204	364
Washington	8	8	0	.500	265	296	Cleveland	4	12	0	.250	232	350
NFC South							AFC South						
Atlanta	12	4	0	.750	414	329	Tennessee	13	3	0	.813	375	234
Carolina	11	5	0	.688	391	325	Indianapolis	12	4	0	.750	377	298
Tampa Bay	9	7	0	.563	361	323	Houston	8	8	0	.500	366	394
New Orleans	8	8	0	.500	463	393	Jacksonville	5	11	0	.313	302	367
NFC West							AFC West						
Arizona	9	7	0	.563	427	426	San Diego	8	8	0	.500	439	347
San Francisco	7	9	0	.438	339	381	Denver	8	8	0	.500	370	448
Seattle	4	12	0	.250	294	392	Oakland	5	11	0	.313	263	388
St. Louis	2	14	0	.125	232	465	Kansas City	2	14	0	.125	291	440
12, 13, 14, 15, 16, 17, 18, 19, 20, 21, 22, 23, 24, 25, 26, 27, 28, 29, 30, 31, 32, 33, 34, 35, 36, 37, 38, 39, 40, 41, 42, 43, 44, 45, 46, 47, 48, 49, 50, 51, 52, 53, 54, 55, 56, 57, 58, 59, 60, 61, 62, 63, 64, 65, 66, 67, 68, 69, 70, 71, 72, 73, 74, 75, 76, 77, 78, 79, 80, 81, 82, 83, 84, 85, 86, 87, 88, 89, 90, 91, 92, 93, 94, 95, 96, 97, 98, 99, 100, 101, 102, 103, 104, 105, 106, 107, 108, 109, 110, 111, 112, 113, 114, 115, 116, 117, 118, 119, 120, 121, 122, 123, 124, 125, 126, 127, 128, 129, 130, 131, 132, 133, 134, 135, 136, 137, 138, 139, 140, 141, 142, 143, 144, 145, 146, 147, 148, 149, 150, 151, 152, 153, 154, 155, 156, 157, 158, 159, 160, 161, 162, 163, 164, 165, 166, 167, 168, 169, 170, 171, 172, 173, 174, 175, 176, 177, 178, 179, 180, 181, 182, 183, 184, 185, 186, 187, 188, 189, 190, 191, 192, 193, 194, 195, 196, 197, 198, 199, 200, 201, 202, 203, 204, 205, 206, 207, 208, 209, 210, 211, 212, 213, 214, 215, 216, 217, 218, 219, 220, 221, 222, 223, 224, 225, 226, 227, 228, 229, 230, 231, 232, 233, 234, 235, 236, 237, 238, 239, 240, 241, 242, 243, 244, 245, 246, 247, 248, 249, 250, 251, 252, 253, 254, 255, 256, 257, 258, 259, 260, 261, 262, 263, 264, 265, 266, 267, 268, 269, 270, 271, 272, 273, 274, 275, 276, 277, 278, 279, 280, 281, 282, 283, 284, 285, 286, 287, 288, 289, 290, 291, 292, 293, 294, 295, 296, 297, 298, 299, 300, 301, 302, 303, 304, 305, 306, 307, 308, 309, 310, 311, 312, 313, 314, 315, 316, 317, 318, 319, 320, 321, 322, 323, 324, 325, 326, 327, 328, 329, 330, 331, 332, 333, 334, 335, 336, 337, 338, 339, 340, 341, 342, 343, 344, 345, 346, 347, 348, 349, 350, 351, 352, 353, 354, 355, 356, 357, 358, 359, 360, 361, 362, 363, 364, 365, 366, 367, 368, 369, 370, 371, 372, 373, 374, 375, 376, 377, 378, 379, 380, 381, 382, 383, 384, 385, 386, 387, 388, 389, 390, 391, 392, 393, 394, 395, 396, 397, 398, 399, 400, 401, 402, 403, 404, 405, 406, 407, 408, 409, 410, 411, 412, 413, 414, 415, 416, 417, 418, 419, 420, 421, 422, 423, 424, 425, 426, 427, 428, 429, 430, 431, 432, 433, 434, 435, 436, 437, 438, 439, 440, 441, 442, 443, 444, 445, 446, 447, 448, 449, 450, 451, 452, 453, 454, 455, 456, 457, 458, 459, 460, 461, 462, 463, 464, 465, 466, 467, 468, 469, 470, 471, 472, 473, 474, 475, 476, 477, 478, 479, 480, 481, 482, 483, 484, 485, 486, 487, 488, 489, 490, 491, 492, 493, 494, 495, 496, 497, 498, 499, 500, 501, 502, 503, 504, 505, 506, 507, 508, 509, 510, 511, 512, 513, 514, 515, 516, 517, 518, 519, 520, 521, 522, 523, 524, 525, 526, 527, 528, 529, 530, 531, 532, 533, 534, 535, 536, 537, 538, 539, 540, 541, 542, 543, 544, 545, 546, 547, 548, 549, 550, 551, 552, 553, 554, 555, 556, 557, 558, 559, 560, 561, 562, 563, 564, 565, 566, 567, 568, 569, 570, 571, 572, 573, 574, 575, 576, 577, 578, 579, 580, 581, 582, 583, 584, 585, 586, 587, 588, 589, 590, 591, 592, 593, 594, 595, 596, 597, 598, 599, 600, 601, 602, 603, 604, 605, 606, 607, 608, 609, 610, 611, 612, 613, 614, 615, 616, 617, 618, 619, 620, 621, 622, 623, 624, 625, 626, 627, 628, 629, 630, 631, 632, 633, 634, 635, 636, 637, 638, 639, 640, 641, 642, 643, 644, 645, 646, 647, 648, 649, 650, 651, 652, 653, 654, 655, 656, 657, 658, 659, 660, 661, 662, 663, 664, 665, 666, 667, 668, 669, 670, 671, 672, 673, 674, 675, 676, 677, 678, 679, 680, 681, 682, 683, 684, 685, 686, 687, 688, 689, 690, 691, 692, 693, 694, 695, 696, 697, 698, 699, 700, 701, 702, 703, 704, 705, 706, 707, 708, 709, 710, 711, 712, 713, 714, 715, 716, 717, 718, 719, 720, 721, 722, 723, 724, 725, 726, 727, 728, 729, 730, 731, 732, 733, 734, 735, 736, 737, 738, 739, 740, 741, 742, 743, 744, 745, 746, 747, 748, 749, 750, 751, 752, 753, 754, 755, 756, 757, 758, 759, 760, 761, 762, 763, 764, 765, 766, 767, 768, 769, 770, 771, 772, 773, 774, 775, 776, 777, 778, 779, 780, 781, 782, 783, 784, 785, 786, 787, 788, 789, 790, 791, 792, 793, 794, 795, 796, 797, 798, 799, 800, 801, 802, 803, 804, 805, 806, 807, 808, 809, 810, 811, 812, 813, 814, 815, 816, 817, 818, 819, 820, 821, 822, 823, 824, 825, 826, 827, 828, 829, 830, 831, 832, 833, 834, 835, 836, 837, 838, 839, 840, 841, 842, 843, 844, 845, 846, 847, 848, 849, 850, 851, 852, 853, 854, 855, 856, 857, 858, 859, 860, 861, 862, 863, 864, 865, 866, 867, 868, 869, 870, 871, 872, 873, 874, 875, 876, 877, 878, 879, 880, 881, 882, 883, 884, 885, 886, 887, 888, 889, 890, 891, 892, 893, 894, 895, 896, 897, 898, 899, 900, 901, 902, 903, 904, 905, 906, 907, 908, 909, 910, 911, 912, 913, 914, 915, 916, 917, 918, 919, 920, 921, 922, 923, 924, 925, 926, 927, 928, 929, 930, 931, 932, 933, 934, 935, 936, 937, 938, 939, 940, 941, 942, 943, 944, 945, 946, 947, 948, 949, 950, 951, 952, 953, 954, 955, 956, 957, 958, 959, 960, 961, 962, 963, 964, 965, 966, 967, 968, 969, 970, 971, 972, 973, 974, 975, 976, 977, 978, 979, 980, 981, 982, 983, 984, 985, 986, 987, 988, 989, 990, 991, 992, 993, 994, 995, 996, 997, 998, 999, 1000													

Arz. defeated Atl., 30-24, and Phi. defeated Min., 26-14, in NFC wild card. Arz. defeated Car., 33-13, and Phi. defeated NYG, 23-11, in NFC divisional playoffs. Arz. defeated Pit., 27-25, for AFC title. SD. defeated Ind., 27-10, and Bal. defeated Mia., 27-9, in AFC wild card. Bal. defeated Tim., 13-10, and Pit. defeated SD., 35-24, in AFC divisional playoffs. Pit. defeated Bal., 23-14, for AFC title. Pit. defeated Arz., 27-23, in SB XLIII.

In 2008: Illinois Senator Barack Obama is elected the 45th President of the United States and becomes the nation's first black president.



YEAR-BY-YEAR RESULTS

Detroitlions.com
Media.Detroitlions.com

2009

Record: 2-14, 4th NFC North

Date	W-L	Score	Opponent	Attendance
9/13	L	27-45	at New Orleans	69,719
9/20	L	13-27	Minnesota	56,269*
9/27	W	19-14	Washington	40,896
10/04	L	24-48	at Chicago	62,192
10/11	L	20-28	Pittsburgh	59,333*
10/18	L	0-26	at Green Bay	70,801
11/01	L	10-17	St. Louis	40,857
11/08	L	20-32	at Seattle	67,003
11/15	L	10-27	at Minnesota	63,854
11/22	W	39-37	Cleveland	43,170
11/26	L	12-34	Green Bay	57,383*
12/06	L	13-23	at Cincinnati	62,545
12/13	L	3-48	at Baltimore	70,673
12/20	L	24-31	Arizona	40,377
12/27	L	6-20	at San Francisco	69,732
1/03	L	23-37	Chicago	56,677*

* Ford Field sellout

Usual Starters

Offense	Defense
WR 80 Bryant Johnson	LE 67 Jason Hunter (9); 92 Cliff Avril (3)
LT 76 Jeff Backus	DT 91 Garry Jackson (13)
LG 63 Manny Ramirez	DT 78 Sammie Hill (12); 98Landon Cohen (3)
C 51 Dominic Raiola (12)	RE 92 Cliff Avril (8); 99 Dwayne White (5)
RG 66 Stephen Peterman (9); 65 Dylan Gandy (5)	OLB 59 Julian Peterson
RT 77 Gosder Cherilus	MLB 55 Larry Foote
TE 84 Brandon Pettigrew (11); 89 Will Heller (9)	OLB 50 Eric Sims (8); 54 DeAndre Levy (7)
WR 81 Calvin Johnson	LCB 41 William James (11); 32 Anthony Henry (7)
QB 9 Matthew Stafford (10)	RCB 31 Philip Buchanon (10);
RB 11 Dwayne Culpepper (9)	FLB 41 William James (4)
FB 45 Jerome Felton (8)	FS 26 Marvin Delmas
RB 34 Kevin Smith (13); 28 Maurice Morris (3)	SS 25 Marvin White (6); 40Marquand Manuel (5)

Team Stats

Team	Opp
Total First Downs	281
Rushing	82
Passing	168
Penalty	31
3rd Down: Made/Att	84/234
3rd Down Pct.	35.9
4th Down: Made/Att	7/26
4th Down Pct.	26.9
Possession Avg.	28:57
Total Net Yards	4784
Avg. Per Game	299.0
Total Plays	1037
Avg. Per Play	4.6
Net Yards Rushing	1616
Avg. Per Game	101.0
Total Rushes	409
Sacked/Yards Lost	43/303
Gross Yards	3471
Att./Completions	585/316
Completion Pct.	54.0
Had Intercepted	32
Punts/Average	74/42.9
Net Punting Avg.	74/36.8
Penalties/Yards	98/768
Fumbles/Ball Lost	25/9
Touchdowns	28
Rushing	9
Passing	16
Returns	3

Scoring

Team	Opponents
TD	80
Opponents	88
Scoring	
Hanson	0
K. Smith	5
C. Johnson	5
Heller	3
B. Johnson	0
Delmas	2
Morris	2
Pettigrew	2
Stafford	2
Aaron Brown	1
(1 Ru), 6 Pts	
Team	28
Opponents	57
2-Pt Conv: Morris	Team 1-3, Opp 1-2

Fum/Lost: Culpepper 4/0, Stafford 4/1, C. Johnson 3/2, K. Smith 3/2, Buchanon 2/1, D. Williams 2/1, Pearson 1/0, Fitzsimmons 1/1, Levy 1/0, Morris 1/0, Pearson 1/0, Pettigrew 1/0, Stanton 1/1

Rushing	Att	Yds	Avg	Lg	TD
K. Smith	217	747	3.4	31	4
Morris	93	384	4.1	64t	2
Brown	27	131	4.9	19	0
Stafford	20	108	5.4	21	2
Culpepper	18	91	5.1	32	0
C. Johnson	7	73	10.4	19	0
Felton	15	46	3.1	0	0
Stanton	9	33	3.7	11	1
D. Williams	1	4	4.0	4	0
Pearson	1	1	1.0	1	0
Figurs	1	1	-2.0	2	0
Team	409	1616	4.0	64t	9
Opponents	458	2025	4.4	61	18
Receiving	Rec	Yds	Avg	Lg	TD
C. Johnson	67	984	14.7	75t	5
K. Smith	41	415	10.1	63	1
B. Johnson	35	417	11.9	36	3

Northcutt	35	357	10.2	47	1
Pettigrew	30	346	11.5	30	2
Heller	29	296	10.2	24	3
Morris	26	210	8.1	19	0
Fitzsimmons	18	128	7.1	12	0
Felton	13	133	10.2	27	0
Brown	9	84	9.3	26t	1
D. Williams	6	52	8.7	19	0
Nordin	2	26	13.0	14	0
T. Smith	2	7	3.0	4	0
Figurs	1	7	7.0	7	0
Standeford	1	5	5.0	5	0
Gronkowski	1	4	4.0	4	0
Team	371	3471	11.0	75t	16
Opponents	316	4399	11.9	68	35

Interceptions	Int	Yds	Avg	Lg	TD
Delmas	2	130	65.0	101t	1
James	2	41	20.5	38	1
Henry	2	26	13.0	26	0
Simpson 1-8; Levy 1-5; D. White 1-0					
Team	9	210	23.3	101t	2
Opponents	32	508	15.9	61t	3

Punting	Pnt	Yds	Avg	Net	TB	Lg	TD
N. Harris	74	3174	42.3	36.8	5	20	8
Team	74	3174	42.3	36.8	5	20	8
Opponents	66	2878	43.8	38.9	4	34	6

Punt Returns	PR	FC	Yds	Avg	Lg	TD
Northcutt	22	15	189	8.6	43	0
Witherspoon 2-10, 9 Lg; Buchanon 4-24, 18 Lg						
Team	28	15	233	8.3	43	0
Opponents	41	14	354	8.6	45	0

Kickoff Returns	KR	Yds	Avg	Lg	TD
Brown	42	951	22.6	87	0
D. Williams	42	331	22.2	34	0
Witherspoon 4-72, 31 Lg; Northcutt 3-66, 34 Lg; Follett 2-1210 Lg; Felton 1-4; FitzSimmons 1-0; Jennings 1-8;					
Team	98	2050	21.4	87	0
Opponents	56	1353	23.3	102t	1

Field Goals	FG	Yds	Avg	Lg	TD
Hanson	0	0	0.0	0	0
Opponents	0	0	0.0	0	0
Hanson: (47G,24G)(30G,48G)(39G,26G)(35G)/44G, 44G,49N(34N,41G,50G)/48N,38G(31G)(5AN,22G)(5N)					
(45N,22G)(5AN,37G)(27G,38G)(42G,48G,32G)					
Opp: (34B,39G)(26G,46G)(26G,28G)(46G,28G, 31G,26G)(41G)(37G,37G,24G,20G)(22G,35G)(44G,29G)					
(43N,20G,25G)(44G,39G,26G)(39G,26G)(48G)(33G, 39G,28B)(44G,26G,34G)					

Defense	TT	ST	AT	Sk	Yds	PD	FF	FR	STT
Foote	91	70	29	2	11	1	1	4	0
Delmas	91	63	28	2	0	0	1	8	3
Levy	79	55	24	0	0	1	0	5	6
Peterson, J	75	48	27	4.5	22	5	1	4	0
James	69	54	15	0	0	0	0	14	4
Sims	49	32	17	0	0	0	0	1	0
White, M	44	33	11	0	0	0	0	6	7
Henry	43	35	8	0	0	0	0	7	3
Buchanon	42	37	17	0	15	2	0	4	1
Avril	40	26	14	5.5	37.5	2	0	1	0
Manuel	35	29	6	0	0	1	0	2	1
Hunter	34	27	7	5	27	0	2	3	0
Jackson	32	20	12	0	0	1	0	0	0
Hobbs	31	19	12	0	0	0	1	1	6
Simpson	30	26	4	0	0	1	1	4	0
Hill	26	14	12	0	0	0	2	0	0
McBride	23	13	10	1.5	5	0	0	0	4
Cohen, L	21	14	7	0	0	0	0	0	0
Dizon	19	12	7	1	2	1	0	1	0
Fluellen	18	9	9	1.5	10.5	0	0	0	0
Pearson	12	10	2	0	0	0	0	0	0
Cohen, J 9 TT, 6 ST, 1-4 Sk; Smith, D 9 TT, 6 ST, 1 FR, 7 ST; White, D 8 TT, 6 ST, 1 FF, 3 FR; King 5 TT, 4 ST, 1 FR, 2 ST; Figgins 4 TT, 4 ST; Bryan 3 TT, 2 ST, 1-6 Sk, 1 ST; Follett 2 TT, 0 ST, 1 FF, 8 ST; Bing 1 FR, 4 ST									
Special Teams: Tackles: Muhlbach 6; FitzSimmons 6; Curcio 5; Harris 3; Jernin 2; Hanson 1; Raiola 1; Brown 1; Padellaro 1; Pettigrew 1; D. Williams 1; Figurs 1; Word-Lessley 1; Jordan 1;									
Team	1	8							
Team	952	674	278	26	150	71	16	11	138
Opponent	853	665	188	43	303	89	16	7	144

NFL Standings	W	L	T	Pct	PF	PA	AFC East	W	L	T	Pct	PF	PA
Minnesota	12	4	0	.750	470	312	New England	10	6	0	.625	427	285
Green Bay	11	5	0	.688	451	297	New York Jets	9	7	0	.563	348	246
Pack	7	9	0	.438	327	375	Miami	7	9	0	.438	360	390
DETROIT	2	14	0	.125	262	494	Buffalo	6	10	0	.375	258	326
NFC East	W	L	T	Pct	PF	PA	AFC North	W	L	T	Pct	PF	PA
Dallas	11	5	0	.688	361	250	Cincinnati	10	6	0	.625	305	291
Philadelphia	8	5	0	.609	429	337	San Diego	9	7	0	.563	391	261
New York Giants	8	8	0	.500	402	427	Denver	9	7	0	.563	368	324
Washington	4	12	0	.250	266	336	Cleveland	5	11	0	.313	245	375
NFC South	W	L	T	Pct	PF	PA	AFC South	W	L	T	Pct	PF	PA
New Orleans	13	3	0	.813	510	341	Indianapolis	14	2	0	.875	416	307
Atlanta	9	7	0	.563	363	325	Houston	9	7	0	.563	388	342
Carolina	8	8	0	.500	315	308	Tennessee	8	8	0	.500	354	403
Tampa Bay	3	13	0	.188	244	400	Jacksonville	7	9	0	.438	290	380
NFC West	W	L	T	Pct	PF	PA	AFC West	W	L	T	Pct	PF	PA
Arizona	10	6	0	.625	375	325	San Francisco	13	3	0	.813	454	320
San Francisco	8	8	0	.500	330	281	Denver	8	8	0	.500	326	324
Seattle	5	11	0	.313	280	390	Oakland	5	11	0	.313	197	379
St. Louis	1	15	0	.063	175	436	Kansas City	4	12	0	.250	294	424
Dal defeated Phil, 34-14, and Arz defeated GB 51-45 (in an NFC wild card. ND defeated Arz, 45-14, and Min defeated Dal 34-3 in NFC divisional playoffs. ND defeated Min, 31-28 (ot) for NFC title. NYJ defeated Cin, 24-14, and Bal defeated NE, 33-14, in AFC wild card. Ind defeated Bal, 20-3, and NYJ defeated SD, 17-14, in AFC divisional playoffs. In defeated NYJ, 30-17, for AFC title. ND defeated Ind, 31-17, in SB XLV.													

IN 2009: Michael Jackson dies of a heart attack in his California home. Known as the King of Pop, Jackson reclaimed his throne as the year's top-selling artist with 8.2 million albums sold in 2009.



IN 2010: Time magazine names Facebook President and co-founder Mark Zuckerberg Person of the Year at the age of 26. Facebook, and other popular sites such as Twitter, lead to the proliferation of Social Media and significantly change personal and business communication.



YEAR-BY-YEAR RESULTS

Detroitlions.com
Media.Detroitlions.com

2011

W	Mon	10	8	2011
Date	W-L	Score	Opponent	Attendance
9/11	W	27-20	at Tampa Bay	51,274
9/18	W	49-3	Kansas City	60,040*
9/25	W	26-23 (ot)	at Minnesota	62,466
10/2	W	34-30	at Dallas	78,122
10/10	W	24-13	Chicago	67,861*
10/16	L	19-25	San Francisco	62,861*
10/23	L	16-23	at Atlanta	63,625*
10/30	W	45-10	at Denver	74,977
11/3	L	13-37	at Chicago	62,396
11/20	W	49-35	Carolina	63,633*
11/24	L	15-27	Green Bay	66,263*
12/4	L	17-31	at New Orleans	73,042
12/11	W	34-28	Minnesota	63,988*
12/18	W	29-27	at Oakland	59,693
12/24	W	38-10	San Diego	62,469*
1/1	L	41-45	at Green Bay	70,294
1/7	L	28-45	at New Orleans	73,038
*Ford Field sellout				

Usual Starters

	Defense	
WR 13	Nate Burleson	LE 92
LT 76	Jeff Backus	DT 90
LG 62	Rob Sims	DT 99
C 51	Dominic Raiola	RE 91
RG 66	Stephen Peterman	OLB 54
RT 77	Gosder Cherilus	MLB 55
TE 87	Brandon Pettigrew	OLB 52
WR 16	Titus Young (8), 89 Will Heller (5), 85 Tony Scheffler (5)	OLB 21
WR 81	Calvin Johnson	FS 26
QB 9	Matthew Stafford	SS 42
RB 44	J. Best (6), 28 M. Morris (5), 30 K. Smith (4)	SS 26

Team Stats

	Det	Opp
Total First Downs	349	325
Rushing	71	91
Passing	244	195
Penalty	34	39
3rd Down Pct./Att	76/212	67/205
3rd Down Pct.	35.8	32.7
4th Down: Made/Att	8/14	8/19
4th Down Pct.	57.1	42.1
Possession Avg.	30.036	29.54
Total Net Yards	6337	5981
Avg. Per Game	396.1	367.6
Total Plays	1058	1055
Avg. Per Play	6.0	5.6
Net Yards Rushing	1523	1281
Avg. Per Game	95.2	80.1
Total Rushes	356	410
Net Yards Passing	4814	3831
Avg. Per Game	300.9	239.4
Sacked/Yards Lost	36/257	41/271
Gross Yards	5071	4107
Att./Completions	666/423	604/376
Completion Pct.	63.5	62.3
Had Intercepted	16	21
Punts/Average	82/43.6	78/43.6
Net Punting Avg.	82/36.0	78/40.1
Penalties/Yards	128/1075	119/982
Fumbles/Ball Lost	20/7	25/13
Touchdowns	57	42
Rushing	41	10
Passing	16	26
Returns	7	6

Score By Periods

	Q1	Q2	Q3	Q4	OT	Pts
Team	80	125	125	141	3	474
Opponents	86	145	74	82	0	387

Scoring

	TD	Ru	Rec	Ret	PAT	FG	S	Pts
Hanson	0	0	0	0	54/54	24/29	0	126
Johnson	16	0	16	0	0	0	0	96
K. Smith	7	4	3	0	0	0	0	42
Scheffler	6	0	6	0	0	0	0	38
T. Young	6	0	6	0	0	0	0	38
Pettigrew	5	0	5	0	0	0	0	30
Best	3	2	1	0	0	0	0	18
Burleson	3	0	3	0	0	0	0	18
Avril 2 (Ret), 12 pts; Houston 2 (Ret), 12 pts; Morris 2 (1 Ru, 1 Pa), 12 pts; K. Williams 2 (2 Ru, 12 pts; Carpenter 1 (1 Ret), 6 pts; A. Smith 1 (1 Ret), 6 pts; Tullio 1 (1 Ret), 6 pts;								
Team	57	9	41	7	54/54	24/29	1	474
Opponents	62	10	36	6	41/41	30/34	1	387

2-Pt Con: Scheffler, T. Young; TM 2-3, Opp 1-1

FUM/Lost: Logan 6/2, Stafford 5/1, K. Williams 2/1, Burleson 1/1, Johnson 1/1, McDonald 1/0, Morris 1/0, Scheffler 1/0, K. Smith 1/1, T. Young 1/0

	Rushing	Att	Yds	Avg	Lg	TD
Best		84	390	4.6	88t	2
K. Williams		72	356	4.9	43	4
Morris		60	316	5.3	40	11
Burleson		58	195	3.4	18	2
Stafford		11	85	7.7	20	0
Stafford		22	78	3.5	22	0
Harrison		14	41	2.9	9	0
Logan		9	32	3.6	16	0
T. Young 2-15, 7.5 avg, 11 Lg; Johnson 1-11; Scheffler 1-5; A. Brown 1-0; Sh. Hill 1-1						
Team		350	1523	4.3	88t	9
Opponents		416	2050	5.0	89t	10
	Receiving	Rec	Yds	Avg	Lg	TD
Pettigrew		96	1581	17.5	73t	16
Burleson		83	777	9.4	27	7
Stafford		73	757	10.4	47	3
T. Young		48	607	12.6	57t	6
Best		27	287	10.6	60	1

	Int	Yds	Avg	Lg	TD
Scheffler	26	347	13.3	36t	6
Morris	26	230	8.8	16	1
K. Smith	22	179	8.1	28t	3
K. Williams 8-62, 7.8 avg, 12 Lg; Heller 6-42, 7.0 avg, 12 Lg; R. Davis 4-63, 15.8 avg, 22 Lg; Logan 1-19, A. Brown 1-9; Stovall 1-8; Harrison 1-3					
Team	423	5071	12.0	73t	41
Opponents	376	4102	10.9	80t	26
	Int	Yds	Avg	Lg	TD
Interceptions					
Houston	5	225	45.0	100t	2
Wright	4	49	12.3	22	0
A. Smith	3	64	21.3	30t	1
Spievey	2	47	15.7	30	0
Tullio	2	9	4.5	9	0
Carpenter 1-34, 1 TD; C. Harris 1-19; Levy 1-7; Avril 1-4, 1 TD					
Team	21	458	21.8	100t	5
Opponents	16	140	8.8	44t	3
	Pnt	Yds	Avg	Lg	B
Punting					
Donahue	49	2093	42.7	35.6	4
Graham	28	1235	44.1	38.7	3
Malone	5	215	43.0	24.6	0
Team	82	3573	43.6	36.0	7
Opponents	78	3530	45.3	40.1	5

	PR	FC	Yds	Avg	Lg	TD
Punt Returns						
Logan	37	28	301	8.1	28	0
McDonald	1	0	0	0.0	0	0
Team	38	28	301	7.9	28	0
Opponents	36	13	484	13.4	82t	1

	KR	Yds	Avg	Lg	TD
Kickoff Returns					
Logan	33	832	25.2	42	0
R. Davis	2	34	17.0	18	0
Fuelien 1-6, Morris 1-15					
Team	37	887	24.0	42	0
Opponents	49	1255	25.6	101t	1

	1-19	20-29	30-39	40-49	50+
Field Goals					
Hanson	0/0	9/9	8/9	2/4	5/7
Team	0/0	9/9	8/9	2/4	5/7
Opponents	0/0	5/5	13/13	9/9	3/4
Hanson: (23G, 28G)(51G, 28G)(28G, 50G, 40G, 32G)(33G, 51G)(31G)(25G, 52G)(43G, 38G, 50G)(29G, 35G)(0/47N)(42B, 31G, 55N)(30G, 26G)(0/50G)(30G, 39N)					
OPP: (38G, 31G)(33G, 44N)(33G, 41G, 49G)(41G, 36G, 33G)(44G, 49G)(56G, 31G, 37G)(23G, 47G, 40G)(39G)(43G, 35G, 43N)(50G, 27G)(31G, 35G, 32G)(39G)(0/46G, 51G, 65B)(22G)(22G, 27N)					

	Att	Cmp	Yds	Cmp%	Avg	TD	Int%	Int%	Sk/Y	Rtg
Passing										
Stafford	663	421	5038	63.5	7.60	41	6.2	16	73t	97.2
Sh. Hill	3	2	66.7	110.0	0.0	0	2.0	28	0	103.5
Team	666	423	5071	63.5	7.61	41	6.2	16	73t	97.2
Opponents	604	376	4102	62.3	6.79	26	4.3	21	80t	91.2

	TT	ST	AT	Sk	SKY	PD	FF	FR	STT
Defense									
Tullio	111	84	77	3.0	16	5	0	3	
Levy	10	72	35	1.0	15	1	1	0	2
Wright	73	66	7	0.0	0	16	1	0	2
Scheffler	68	60	8	1.0	0	4	1	0	2
Durant	68	53	15	0.0	0	1	0	0	
Houston	54	44	10	0.0	0	14	0	0	
Delmas	51	36	15	0.0	0	5	0	1	
Avril	36	29	7	0.0	0	4	6	0	
Sub	36	26	10	4.0	31	1	0	0	
Vanden Bosch	35	26	9	8.0	63	0	4	1	
Berry	30	25	5	0.0	0	11	0	0	1
Williams, C	30	19	11	2.0	11	2	0	0	
Jackson	28	17	11	4.5	20	0	0	1	
Carpenter	24	20	4	0.0	0	1	0	0	
Hill, Sammie	24	13	11	1.5	4	0	1	1	
Smith, A	23	21	2	0	0	6	1	1	
Harris	20	17	3	0	2	2	1	0	1
Fairley	15	9	6	1.0	1	0	0	0	
Young, W	14	9	5	3.0	19	1	0	0	
McDonald	14	8	6	0.0	2	0	0	5	
Fuelien	14	8	3	0.0	0	0	1	0	

Wendling 8 TT, 6 ST, 2 AT, 16 ST; Carey 8 TT, 5 ST, 3 AT, 1 PD, 2 ST; Palmer 3 TT, 3 ST, Davis 2 TT, 2 ST, 4 ST; Haye 2 TT, 2 AT; Ekejae 1 TT, 1 ST, 2 ST; Dawson 1 TT, 1 ST; Special Teams Tackles: Stovall 7, Hogue 6, Logan 4, Madison 3, Williams, K; Muhlback, Don 2; Hanson, Jackson, Coleman 2; Donahue, Ryan 2; Buckley 1; Malone 1; Morris 1; Opponents: 89t 68t 215 41 273 75 36 239 84 10 4 65

Safety: TEAM 1, TM 1, Opp 1; FG Block: Suh 1, TM 1, Opp 0

	W	L	T	Pct	PF	PA	AFC East	W	L	T	Pct	PF	PA
NFL Standings													
NFC North													
Green Bay	15	1	0	.938	560	359	New England	13	3	0	.813	513	342
DETROIT	10	6	0	.625	471	387	N.Y. Jets	8	8	0	.500	377	363
Chicago	8	8	0	.500	353	341	Miami	6	10	0	.375	329	313
Minnesota	3	13	0	.188	340	449	Buffalo	6	10	0	.375	372	434
NFC East													
N.Y. Giants	9	7	0	.563	394	400	AFC North	12	4	0	.750	378	266
Philadelphia	8	8	0	.500	396	328	Pittsburgh	12	4	0	.750	324	227
Dallas Cowboys	8	8	0	.500	369	347	Cincinnati	9	7	0	.563	344	323
Washington	5	11	0	.313	288	367	Cleveland	4	12	0	.250	218	307
NFC South													
New Orleans	13	3	0	.813	547	339	Houston	10	6	0	.625	381	278
Atlanta	10	6	0	.625	402	350	Tennessee	5	11	0	.313	325	317
Carolina	6	10	0	.375	408	429	Jacksonville	5	9	0	.357	324	329
Tampa Bay	4	12	0	.250	287	494	Indianapolis	2	14	0	.125	243	430
NFC West													
San Francisco	13	3	0	.813	380	229	AFC West	8	8	0	.500	309	390
Arizona	8	8	0	.500	312	348	San Diego	8	8	0	.500	406	377
Seattle	7	9	0	.438	321	315	Oakland	8	8	0	.500	359	423
St. Louis	2	14	0	.125	193	403	Kansas City	7	9	0	.438	212	338

NO defeated DET, 45-28, and NYG defeated ATL, 24-2, in

2012 DETROIT LIONS

HISTORY BOOK





A BRIEF HISTORY OF THE LIONS

Detroit welcomed the Lions in 1934, but it was not the area's first look at professional football. In 1920, the Detroit Herald was a charter member of the American Professional Football Association, which was the original name of the present NFL, but the club folded after two years. The Detroit Panthers appeared in 1925, but also folded after two seasons. In 1928, the Detroit Wolverines were formed, but they failed after just one year.

In 1930, the then-10-year-old National Football League added a franchise from Portsmouth, Ohio, called the Spartans. After four seasons, the team was purchased for \$7,952.08 by a group headed by Detroit radio executive George A. Richards and moved to the Motor City.

Playing in the University of Detroit Stadium before crowds that averaged 16,000, the new Detroit Lions won the NFL Championship in only their second year (1935). Under the leadership of Coach "Potsy" Clark and stars like Hall of Famer "Dutch" Clark, Ernie Caddel, George Christensen, "Ace" Gutowsky, Glenn Presnell and "Ox" Emerson, the early Lions established pro football in Detroit.

In 1940, Chicagoan Fred Mandel bought the club. Lions' stars of that era included Hall of Famers Bill Dudley and Alex Wojciechowicz, John Green, Byron "Whizzer" White, Frank Sinkwich and "Camp" Wilson. The team was sold eight years later to a group of local businessmen under the leadership of Edwin J. Anderson. The Detroit syndicate controlled the club until 1964, when William Clay Ford became the sole owner for a price of \$4.5 million.

The Lions dominated the NFL in the 1950s with four division titles and three league championships. Under the direction of head coach Buddy Parker, the team won back-to-back world crowns in 1952-53, defeating Cleveland on both occasions. Stars of those powerful teams were Hall of Famers Bobby Layne, Jack Christensen, Doak Walker and Lou Creekmur, as well as Les Bingaman, Cloyce Box, Leon Hart and Bob Hoernschmeyer. The Detroit-Cleveland battles of the era were classic confrontations between two giants of the blossoming NFL.

Since their last title in 1957 under the coaching of George Wilson, the Lions have continued searching for the league's top spot. Such performers as Joe Schmidt, Yale Lary, Dick "Night Train" Lane, John Henry Johnson and Lem Barney have been elected to the Hall of Fame. Outstanding players such as Wayne Walker, Mike Lucci, Nick Pietrosante, Roger Brown, Terry Barr, Mel Farr, Charlie Sanders, Dexter Bussey, Billy Sims and Doug English have also taken their places in the annals of pro football in Detroit.

In 1967, Schmidt began the first of six seasons as head coach of the Lions. His 1970 team made the playoffs, (first postseason trip since '57) but lost in the first round to Dallas by the baseball-like score of 5-0.

Prior to the 1975 season, the Lions moved into a new, domed stadium in Pontiac, Mich., a suburb located 30 miles north of Detroit. The Silverdome was, at one time, the world's largest air-supported domed structure and seated over 80,000 spectators under a fiberglass roof.

Monte Clark took control of all football operations as head coach in 1978. Under Clark's direction, the Lions narrowly missed playoff berths in 1980-81, before qualifying in 1982 — the Lions' first playoff appearance since 1970. Detroit captured the NFC Central Division crown in 1983, but stumbled in the first round of the playoffs with a 24-23 loss at San Francisco.

Darryl Rogers took over for Clark in 1985 but was replaced on an interim basis by his defensive coordinator Wayne Fontes in November 1988 after Rogers' teams had posted a combined 18-40 record. Fontes was officially named the franchise's 18th head coach on December 22, 1988.

The Lions "Restored the Roar" in 1991, winning a franchise-record 12 regular season games. Riding a tide of emotion after guard Mike Utley's paralyzing neck injury, Detroit defeated Dallas, 38-6, in the Lions' first Silverdome playoff contest. The victory gave the Lions a berth in the NFC Championship Game, where Detroit fell to the eventual Super Bowl Champion Washington Redskins.

The Lions finished 10-6 in 1993 en route to capturing the NFC Central Division title, and earned a Wild Card playoff bid in 1994. The 1995 Lions featured the NFL's top-rated offense and won their final seven games to earn a third straight playoff berth. Herman Moore set an NFL record with 123 catches, and he and Brett Perriman became the first teammates to each total over 100 catches in the same season. The receiver tandem also set the NFL record for most receiving yards in a season. Quarterback Scott Mitchell set team passing records for yards (4,338), completions (346) and touchdowns (32).

In 1996, running back Barry Sanders captured his third NFL rushing title with a dramatic 175-yard outburst on the final Monday night of the season in San Francisco. The Lions, however, finished a disappointing 5-11

in '96 and following the season, Fontes was replaced as head coach by former San Diego Chargers' head coach, Bobby Ross. Fontes, who was the head coach for more than eight full seasons, finished his career as the team's all-time leader among head coaches in both wins (67) and games coached (138).

Ross was named the 19th head coach in team history January 13, 1997, and led the club back to the playoffs in his inaugural year at the helm with a 9-7 record. That season, Sanders, who was inducted into the Hall of Fame in August 2004, continued his storybook career by becoming only the third player in league history to record 2,000 yards rushing in a single-season (2,053) and he reeled off an NFL record 14 consecutive 100-yard outings to finish the season.

The Lions closed out the 1990s reaching the playoffs for the sixth time in the 10-year span, which is a franchise record for playoff appearances during a decade. Detroit's playoff berth in 1999 marked the second time in Ross' first three years as head coach that he led the Lions into the postseason. The last Lions' head coach to accomplish that feat was Buddy Parker in 1952-53 during his second and third seasons at the helm.

After playing nine games into the 2000 season and compiling a 5-4 record, Ross abruptly resigned as head coach November 6 and was immediately replaced by Gary Moeller. Moeller guided the team to a 4-3 record over the last seven games, but narrowly missed the playoffs with a loss to the Chicago Bears in the season finale. Following the season, William Clay Ford named Matt Millen president and CEO, and he assumed control over team operations. On January 25, 2001 Gary Moeller was replaced as head coach by former San Francisco 49ers offensive coordinator Marty Mornhinweg.

On April 1, 2002, Detroit relocated the team's day-to-day operations into the new \$36 million Headquarters and Training Facility in Allen Park. The new complex features outdoor and indoor practice fields, spacious training and meeting rooms and even the team's own broadcast studio.

A new era in Lions' history dawned as Ford Field, the team's \$500 million downtown Detroit stadium, opened its doors in August 2002. The 65,000-seat stadium sparked as its retro and innovative features glistened in the national spotlight as the premiere sports and entertainment complex. The Lions played the first game at Ford Field August 24, 2002 in a preseason tilt against the Pittsburgh Steelers. The inaugural regular season game was played between the Lions and the Green Bay Packers September 22, 2002.

In January 2003, Mornhinweg was fired after two seasons and former San Francisco 49ers Head Coach Steve Mariucci was tabbed the new Lions' head coach February 4.

For the first time since the Lions placed the Leaping Lion logo on the players' helmets in 1961, Detroit announced a major addition to the team's uniform on April 23, 2003. The Lions' classic uniform was enhanced with black trim on the logo, jerseys and pants, along with black shoes and black facemasks. In April 2005, the team introduced an alternate black jersey that would be worn through 2007.

On November 28, 2005, Steve Mariucci was relieved of his duties as head coach and defensive coordinator Dick Jauron was named interim head coach for the remaining five games.

In 2006, the Lions hired Rod Marinelli as the team's 24th head coach, a position he would hold through 2008.

In 2008, the Lions commemorated the franchise's 75th season in Detroit. Just a handful of NFL teams have been around as long as the Lions, a franchise that spans several generations of fans over the years. Detroit has called three different stadiums home with nearly 1,400 players seeing action on a given game day and numerous coaches strolling the sideline. That history is rich with great players who have donned the uniform -- the Lions are one of only nine teams to have at least 18 Pro Football Hall of Fame players don their respective uniforms -- and with traditions like the "Honolulu Blue and Silver", the leaping Lion logo, the "Roaring 20's" and the team's annual Thanksgiving Tradition.

With 78 years now in the rear-view mirror, Detroit is surging ahead in a new era of Lions football. In 2009, for the first time in team history, the team entered the season with a new president, Tom Lewand, a new general manager, Martin Mayhew, and a new head coach, Jim Schwartz, hired January 16, 2009. Together, they have been the driving force for the team's success on and off the field. In that same year, the Lions introduced a new logo and new



brand, along with new team uniforms that features the first significant change to the Lions logo since it was introduced in 1961.

As Coach Schwartz labeled the 2011 season upon its conclusion, it was not a great year but an important one. Perhaps most notably, 2011 will be remembered for the "comeback" as the Lions returned to the playoffs for the first time since 1999 and set NFL records with four comeback wins of 13+ points, three comeback wins of 17+ points and two back-to-back 20+-point comeback wins. The Lions set several

team records, including points (474) and yards (6,337), as well as individual records. Perhaps the two biggest stars leading the Lions in 2011 were QB Matthew Stafford, named AP Comeback Player of the Year, and All-Pro WR Calvin Johnson.

In 2012, the Lions return most of its starters and look to build upon the last year's success. The team is led by a mix of young rising stars and veterans who provide both sound leadership and high performance on the field.

SIGNIFICANT DATES IN LIONS HISTORY

June 30, 1934	George A. Richards heads group that purchases Portsmouth (Ohio) Spartans for \$7,952.08 and moves team to Detroit.	Dec. 19, 1984 Feb. 6, 1985	playoff game at San Francisco. Monte Clark and his coaching staff are released. Darryl Rogers named head coach after a successful 20-year college coaching career. Darryl Rogers released from his duties as head coach.
Sept. 23, 1934	Lions play first NFL game, beat New York Giants 9-0 at University of Detroit Stadium before 12,000.	Nov. 13, 1988	Defensive coordinator Wayne Fontes named interim head coach.
Nov. 25, 1934	Lions suffer first defeat, 3-0 to Green Bay, after winning 10 straight games, including seven consecutive shutouts.	Nov. 14, 1988	Fontes named head coach.
Nov. 29, 1934	Lions play first of traditional Thanksgiving Day home games, losing to the Bears, 19-16, before 26,000.	Dec. 22, 1988 Dec. 26, 1989 Dec. 27, 1989	General Manager Russ Thomas retires. Chuck Schmidt is named Executive Vice-President and Chief Operating Officer.
Dec. 9, 1935	Lions defeat New York Giants, 26-7, for first Championship.	Nov. 17, 1991	Guard Mike Utley suffers paralyzing neck injury in Detroit's 21-10 win over the Rams. His "Thumbs Up" sign as he was carried from the field inspires his teammates to win their next six games.
Sept. 9, 1938	Detroit defeats Pittsburgh, 16-7, in the first game played at the Lions' new home, Briggs (later renamed Tiger) Stadium.	Dec. 22, 1991	Lions finish regular season with 12 wins (most in franchise history) and claim the NFC Central Championship, Detroit's first division title since 1983.
Nov. 24, 1940	Finishing the season with 514 yards, Byron "Whizzer" White becomes the first Lion to claim the NFL rushing title.	Jan. 5, 1992	Lions host first playoff game in the Silverdome and first home playoff game since 1957. Detroit defeats Dallas, 38-6, for the team's first playoff win since 1957.
Feb. 10, 1943	Gus Dorais named head coach of Lions, after a successful tenure at the University of Detroit.	Jan. 12, 1992	Lions make their first appearance in NFC Championship Game, losing to the Redskins, 41-10, in Washington.
Jan. 15, 1948	Syndicate headed by Edwin J. Anderson purchases Detroit franchise for \$165,000 and names "Bo" McMillin general manager and head coach.	Nov. 22, 1992	Barry Sanders becomes the Lions' all-time leading rusher, surpassing Billy Sims' record of 5,106 career yards.
Dec. 2, 1949 Dec. 20, 1950 Dec. 21, 1952	Anderson elected president of Lions. "Buddy" Parker succeeds McMillin as head coach. Lions defeat Los Angeles Rams, 31-21, for NFL's National Conference title.	Jan. 2, 1994	Lions clinch NFC Central Division championship for the second time in three years with a 30-20 victory over Green Bay in the Silverdome.
Dec. 28, 1952	Lions win first championship since 1935 with a 17-7 victory over the Browns in Cleveland before 50,934.	Oct. 23, 1994	Mel Gray becomes the all-time NFL leader in kickoff return yards.
Dec. 27, 1953	Detroit wins second straight championship with a 17-16 decision over Cleveland in Detroit before 54,577.	Nov. 13, 1994	Barry Sanders runs for a club-record 237 yards on 26 carries in Detroit's 14-9 win over Tampa Bay at the Silverdome. He would finish the season with a then-Lions' record of 1,883 yards.
Aug. 12, 1957	Parker resigns suddenly as head coach and assistant coach George Wilson succeeds him the next day.	Dec. 31, 1994	In Detroit's third playoff appearance in four seasons, the Lions drop a 16-12 Wild Card contest at Green Bay.
Dec. 28, 1957	Detroit claims fourth championship on 59-14 victory over Cleveland before 55,263 in Detroit.	Feb. 15, 1995	William Clay Ford, Jr. named Lions Vice-Chairman.
Jan. 23, 1961 Sept. 7, 1963	William Clay Ford elected president of Lions. Former Lions' great Earl "Dutch" Clark becomes a charter member of the new Professional Football Hall of Fame.	Dec. 10, 1995	Quarterback Scott Mitchell breaks Bobby Layne's 44-year-old club record for most touchdown passes in a season (26). Mitchell ends the year with 32 touchdown passes.
Jan. 10, 1964	William Clay Ford takes over as Lions' sole owner after purchasing franchise for \$4.5 million.	Dec. 17, 1995	Receivers Herman Moore and Brett Perriman set NFL record for most catches and receiving yards by teammates in a season.
Jan. 7, 1965	Harry Gilmer appointed head coach, replacing George Wilson.	Dec. 23, 1995	Herman Moore sets NFL record with 123 catches in a season.
Mar. 10, 1966	After 13 seasons, Joe Schmidt retires to become Lions' linebacker coach.	Dec. 30, 1995	The Lions play in their third straight wild card playoff game, losing 58-37 at Philadelphia.
Jan. 11, 1967 Dec. 26, 1970	Schmidt named Lions' head coach, succeeding Gilmer. Lions edged by Dallas, 5-0, in first playoff game since 1957.	July 27, 1996	Former lineman Lou Creekmur is enshrined in the Pro Football Hall of Fame.
Oct. 24, 1971	Wide receiver Chuck Hughes dies on field during game after suffering a heart attack.	Dec. 26, 1996	Wayne Fontes and his coaching staff are dismissed.
Dec. 17, 1972	Linebacker Wayne Walker plays in his Detroit-record 200th game with the Lions, a 34-17 win against the Los Angeles Rams.	Jan. 13, 1997 Dec. 21, 1997	Bobby Ross named head coach. Barry Sanders becomes only the third player in league history to rush for over 2,000 yards in a season. He rushes for 184 yards in the final game to push his season total to 2,053 yards, the second-highest seasonal tally in NFL history.
Jan. 12, 1973 Jan. 26, 1973 July 28, 1973	Schmidt resigns as head coach. Don McCafferty named Lions' head coach. Joe Schmidt, former Lions linebacker and head coach, is enshrined in the Pro Football Hall of Fame.	Dec. 28, 1997	The Lions play their fourth playoff game in five years, losing a wild card outting at Tampa Bay, 20-10.
July 28, 1974 Aug. 3, 1974 Aug. 23, 1975	McCafferty dies of heart attack. Rick Forzano named Lions' head coach. Lions play the first game in their new home, Pontiac Metropolitan Stadium (later renamed Pontiac Silverdome).	Dec. 20, 1998	Herman Moore becomes the fastest player in NFL history to record 600 career receptions.
Oct. 4, 1976 Oct. 5, 1976 Feb. 9, 1977 Jan. 11, 1978	Forzano resigns as head coach. Tommy Hudspeth named interim head coach. Hudspeth named head coach. Monte Clark named head coach and director of football operations.	July 28, 1999	Barry Sanders announces his retirement from the NFL one day prior to the opening of training camp.
Apr. 29, 1980	Lions choose Oklahoma's Billy Sims with the first overall pick in the NFL draft.	Nov. 16, 1999	Lions host groundbreaking ceremony "From the
Jan. 8, 1983	Detroit qualifies for first playoff appearance in 12 seasons, but loses 31-7, at Washington. The Redskins went on to win Super Bowl XVII.		
Dec. 31, 1983	After claiming club's first NFC Central title, a last-second field goal attempt fails as Detroit drops a 24-23		



	Ground Up" at the Old Hudson's Warehouse building in downtown Detroit to unveil renderings and officially announce the name of their new stadium, Ford Field.
Jan. 8, 2000	Lions reach the playoffs for the second time in three years under Bobby Ross, losing a wild card contest at Washington 27-13.
Nov. 6, 2000	Bobby Ross resigns as head coach following nine games and Gary Moeller is named Head Coach.
Jan. 9, 2001	Matt Millen is hired as President and CEO and assumes control of team operations. Chuck Schmidt resigns as Executive Vice President and Chief Operating Officer.
Jan. 24, 2001	Gary Moeller and his coaching staff are dismissed.
Jan. 25, 2001	Marty Mornhinweg is named head coach.
Jan. 6, 2002	Lions defeat the Dallas Cowboys 15-10 in their final game played at the Pontiac Silverdome.
April 1, 2002	Lions' front office moves from the Silverdome to the team's new Headquarters and Training Facility in Allen Park.
Aug. 24, 2002	Lions play first game at Ford Field, dropping an exhibition contest 34-22 to the Pittsburgh Steelers.
Sept. 22, 2002	Inaugural game at Ford Field is played as the Lions fall to the Green Bay Packers 37-31.
Nov. 28, 2002	Lions host New England Patriots at Ford Field in first Thanksgiving Day game played in downtown Detroit since 1974.
Jan. 28, 2003	Marty Mornhinweg is dismissed as head coach.
Feb. 4, 2003	Steve Mariucci named head coach.
April 24, 2003	Lions introduce first major addition to the team's classic uniform since the Leaping Lion logo was placed on the helmet in 1961. The new uniform now features black trim on the helmet, jerseys and pants, black shoes and black facemasks.
Sept. 7, 2003	Lions defeat the Arizona Cardinals 42-24 at Ford Field in Head Coach Steve Mariucci's Detroit debut.
Jan. 31, 2004	Barry Sanders selected as a member of the Pro Football Hall of Fame Class of 2004.
Aug. 7, 2004	Barry Sanders officially enshrined in the Pro Football Hall of Fame in a ceremony held in Canton, Ohio.
Nov. 7, 2004	Jason Hanson plays in his 201st career game as a Lion, and breaks Wayne Walker's all-time franchise record for career games played.
Nov. 28, 2005	Steve Mariucci is dismissed as head coach and defensive coordinator Dick Jauron is named interim head coach.
Jan. 19, 2006	Rod Marinelli is named head coach.
Dec. 31, 2006	Jon Kitna becomes second quarterback in team history to throw for 4,000 yards in a single season.
Feb. 3, 2007	Charlie Sanders is selected as a member of the Pro Football Hall of Fame Class of 2007.
Aug. 4, 2007	Charlie Sanders is officially enshrined in the Pro Football Hall of Fame in a ceremony held in Canton, Ohio.
Dec. 30, 2007	Jon Kitna reaches 4,068 passing yards on the season becoming the first quarterback in team history to

Sept. 24 2008	record back-to-back 4,000-yards seasons and the first to do it twice in their career as a Lions passer.
Nov. 9, 2008	Matt Millen is dismissed as President and CEO. Team honors 75th Season All-Time team, 36 of the greatest players in team history, during weekend activities.
Dec. 14, 2008	Jason Hanson connects on 51-yard field goal at Indianapolis to set NFL record for most 50-yard field goals in a career.
Dec. 29, 2008	Tom Lewand is named President and Martin Mayhew is named General Manager.
Jan. 16, 2009	Jim Schwartz named head coach.
Apr. 20, 2009	President Tom Lewand introduces the team's new comprehensive brand that includes a new Lions logo, logotype and new proprietary font. Along with the new brand, the Lions unveiled new home and road uniforms.
Apr. 25, 2009	Lions select Georgia QB Matthew Stafford with the first overall pick in the NFL Draft.
Feb. 6, 2010	Dick LeBeau is selected as a member of the Pro Football Hall of Fame Class of 2010. LeBeau becomes the 18th player in Lions history elected for the Hall of Fame.
Feb. 4, 2011	Rookie DT Ndamukong Suh named AP Defensive Rookie of the Year. Suh was also named All-Pro and voted as a starter in the Pro Bowl.
Sept. 19, 2011	K Jason Hanson played in his 297th career games and set a new NFL record for the most games played with one team.
Oct. 10, 2012	In front of the largest Lions crowd in Ford Field history (67,861) and an ESPN MNF audience, the Lions defeated Chicago 24-13 to extend its win streak to nine games, the second longest in team history. The win gave Detroit its first 5-0 start since 1954.
Dec. 5, 2011	T Jeff Backus started his 172nd consecutive game and set a new franchise record for consecutive starts, surpassing Hall of Fame CB Dick LeBeau.
Dec. 18, 2011	K Jason Hanson became the sixth player in NFL history to reach 2,000 career points, and the first to do so with one team.
Dec. 24, 2012	By defeating the San Diego Chargers 38-10 at Ford Field, the Lions earned the team's first playoff berth for the first time since 1999.
Jan. 1, 2012	QB Matthew Stafford finished the season setting new single-season franchise passing records, including yards (5,038), touchdowns passes (41), completions (421) and passer rating (97.2), and he became the fourth player in NFL history with 5,000 passing yards. Stafford also set a team record with 520 passing yards in the season finale at Green Bay. WR Calvin Johnson set a new team record for touchdown receptions (16) in a season.
Feb. 4, 2012	QB Matthew Stafford named the AP NFL Comeback Player of the Year.

LIONS TALES

GRIDIRON HEROES

NAMING THE LIONS

When the team moved to Detroit from Portsmouth, Ohio in 1934, the organization settled on the name that would be uttered in Detroit and all around the league to this very day. After deciding to be known as the Lions, (staying consistent with the jungle cat image of the city's baseball team, the Tigers) two Lion cubs were given to the team by John Millen of the Detroit Zoo. Their names were "Grid" and "Iron." They accompanied the team to all of their games.

- The previous Detroit professional football teams were known as the Heralds, Panthers and the Wolverines.

HOMES OF THE DETROIT LIONS

In 2002, the Lions moved into their current home, Ford Field, in downtown Detroit. It marked the team's return to the city for the first time since 1974.

STADIUM	YEARS
Spartan Stadium (Portsmouth, Ohio).....	1930-33
University of Detroit Stadium	1934-37
Briggs Stadium (later named Tiger Stadium).....	1938-74
Pontiac Silverdome.....	1975-01
Ford Field	2002-

As the new pro football franchise took root in Detroit, owner G.A. Richards called for an original fight song to be written for the Lions. In the late 1930s, Wayne State University director of bands Graham T. Overgard, who was also the Lions' director of entertainment, penned the lyrics and music for "**Gridiron Heroes**," **The Victory Song of the Detroit Lions.**"

- "**Gridiron Heroes**" has become one of the NFL's oldest and most popular songs today, and it is still played after each Lions' score.

*(Verse) Hail the colors Blue and Silver let them wave.
Sing the song and cheer the Gridiron Heroes brave,
Fighting for fame, winning the game.
Dashing to victory as they go.
(Chorus) Forward down the field,
A charging team that will not yield.
And when the Blue and Silver wave,
Stand and cheer the brave.
Rah, Rah, Rah!
Go hard win the game.
With honor you will keep your fame
Down the field and gain, A Lion victory!*



PAPER LION

Filming of the George Plimpton book, "Paper Lion," began in early 1968. Alan Alda starred as Plimpton, the Sports Illustrated feature writer who masqueraded as a quarterback with the Lions during training camp. The world premier was held Thursday, Oct. 3, 1968, at the Adams Theatre. The film introduced Lauren Hutton to the silver screen, and featured actual members of the Detroit Lions, including coach Joe Schmidt, Alex Karras, John Gordy, Mike Lucci, Pat Studstill and Roger Brown.

- The 2003 season marked the 40th anniversary of George Plimpton's visit to Lions' training camp when he began writing the original script for his book. Last year was also the 35th anniversary of the "Paper Lion" movie release.
- The Detroit Lions reunited most of the cast in 2003 with a "Paper Lion" reunion that was held in Sept.. Forty players, including Plimpton and Karras, rekindled friendships that formed during their experience together in the 1960s.
- The reunion turned out to be the final chapter of Plimpton's life as he passed away days later (September 26, 2003) at the age of 76.

IN MEMORIAM

Several members of the Detroit Lions served in World War II and made the ultimate sacrifice for their country in the fight against fascism.

- Lt. **Charles Behan** was killed by Japanese machine gun fire on Okinawa, May 18, 1945.
- Sgt. **Alex Ketzko** was killed in France with Patch's Seventh Army, Dec. 23, 1944.
- Lt. **Chet Wetterlund** was killed flying a Navy Hellcat on night patrol along the New Jersey coast, Sept. 5, 1944.

DECADE OF DOMINANCE

Only a handful of great teams over the years in the NFL can claim the title of *dynasty*. One of those great teams was the Detroit Lions in the 1950s when the franchise captured world championships three times in a six-year span. Winning three championships in six years has occurred only nine times by eight different teams in the history of the NFL.

- Detroit won back-to-back titles in 1952 and 1953 and became the third team since the beginning of NFL Championship games in 1933 to win championships in consecutive years.
- Overall since '33, back-to-back titles has occurred just 15 times. Including 1954, the Lions appeared in the NFL title game four times in a six-year period. Above are images of the game program covers from the team's championship seasons in the 1950s.

DEEP IN THE HEART OF TEXAS

The Detroit Lions have a deep history of outstanding players who have Texas roots. Five players on the Lions' All-Time Team played college football in the Lone Star State, including: QB **Bobby Layne** (Texas), S **Yale Lary** (Texas A&M), RB **Doak Walker** (Southern Methodist), G **Harley Sewell** (Texas) and DT **Doug English** (Texas). Layne, Lary and Walker are all members of the Pro Football Hall of Fame.

- Joining those stars on the franchise's All-Time Team are Texas prepsters CB Dick "Night Train" Lane (Austin), who is also a member of the Pro Football Hall of Fame, and RB Billy Sims (Hooks).
- Layne, Lane, Lary and Walker are all members of the *Pride of the Lions* charter class.

Texas roots go back even deeper with Layne and Walker who grew up only a few blocks apart in Dallas, Texas, and were friends as children. Both players started in the backfield at Highland Park High School in 1943. After stints in the military during World War II, Layne went to Texas University while Walker played for rival Southern Methodist University. The two were reunited when they joined the Lions in 1950.

- That connection has been revisited with the Lions drafting QB Matthew Stafford with the first overall pick in the 2009 NFL Draft. Stafford also is from Highland Park, Texas and went to the same high school as Layne and Walker.
- He was joined in the first round of 2009 NFL Draft by another Texas prep star when the Lions drafted TE Brandon Pettigrew who is from Tyler, Texas.

The Lions' current roster with connections to the Lone Star State:

- **Texas Tech:** C Dylan Gandy (Harlingen)
- **Texas A&M:** LS Don Muhlbach (Lufkin)
- **Houston:** WR Patrick Edwards (Heame)
- **Rice:** WR Jarrett Dillard (San Antonio)
- **Others Texas preppers (High School hometown):** DE Ugo chinasa (Richardson), T Jason Fox (Fort Worth), CB Chris Houston (Austin), CB Jacob Lacey (Garland), LB Travis Lewis (San Antonio), TE Brandon Pettigrew (Tyler), QB Matthew Stafford (Highland Park), WR Terrence Tolliver (Hempstead)

THE ORIGINAL DETROIT LIONS OFFICES

Where were the first offices of the Detroit Lions located? Shortly after the club's move from Portsmouth, Ohio, Lions owner G.A. Richards, who also owned radio station WJR, set up Head Coach George "Potsy" Clark with a temporary office in room 2107 of the Fisher Building, in downtown Detroit.

- Since 2002, the Lions have operated out of the team's headquarters in Allen Park, with portions of the organization's business operations housed in the old Hudson's warehouse portion of Ford Field.

LIONS TRAINING CAMP LOCATIONS

Since their first training camp in 1934, the Lions have trained at 10 different sites during the preseason.

SITE	YEARS	CITY
Cranbrook	1934-41	Bloomfield Hills
Charlevoix	1942	Charlevoix
West Shore Golf Club	1943-44	Grosse Ile
Assumption College	1945	Windsor, Ontario, CA
Alma College	1946-48	Alma
Michigan State Normal College	1949-1956	Ypsilanti
Cranbrook	1957-74	Bloomfield Hills
Oakland University	1975-89	Rochester
Pontiac Silverdome	1990-96	Pontiac
Saginaw Valley State University	1997-01	Saginaw
Lions Practice Facility	2002-	Allen Park

LONGEST TENURED COACHES

Lions Defensive Assistant **Don Clemons** retired in February 2012 after serving 27 seasons on the Lions coaching staff, the most by any coach in franchise history. Clemons has served at least 10 years more than any coach who has ever worked for the Lions.

COACH	YEARS	SEASONS
Clemons, Don	1985-11	27
Forte, Aldo	1950-1965	16
Wilson, George	1949-1964	16
Doll, Don	1963-64, 78-88	13
Fontes, Wayne	1985-96	12
Hill, Bert	1990-00	11
Arapoff, Jason	2001-	11
Priefer, Chuck	1997-06	10
Kwan, Stan	1997-00, 04-09	10

LIONS THANKSGIVING DAY TRADITION



It was, legend says, a typically colorful, probably chilly, November day in 1622 that Pilgrims and Native Americans celebrated the new world's bounty with a sumptuous feast.

They sat together at Plymouth Plantation (they spelled it Plimouth) in Massachusetts, gave thanks for the goodness set before them, then dined on pumpkin pie, sweet potatoes, maize, cranberry sauce, turkey and who knows what else.

Actually, fish was just as predominant a staple. And history books say pumpkin pie really debuted a year later. But regardless of the accuracy of the details, that's how Thanksgiving Day is seen by Americans -- except Detroiters.

They may have most of the same images as everyone else, but with a new twist that began in 1934.

That's when Detroiters and their outstate Michigan compatriots found themselves at the dawn of an unplanned behavior modification, courtesy of George A. "Dick" Richards, owner of the city's new entry in the National Football League: The Detroit Lions.

Larry Paladino, Lions Pride, 1993

Four generations of Detroiters have been a proud part of the American celebration of Thanksgiving. The relationship between Detroit and Thanksgiving dates back to 1934 when owner G.A. Richards scheduled a holiday contest between his first-year Lions and the Chicago Bears. Some 77 years later, fans throughout the State of Michigan have transformed an annual holiday event into the single greatest tradition in the history of American professional team sports. Indeed, if **football** is America's passion, **Thanksgiving football** is Detroit's passion.

The game was the brainchild of Richards, the first owner of the Detroit Lions. Richards had purchased the team in 1934 and moved the club from Portsmouth, Ohio to the Motor City. The Lions were the new kids in town and had taken a backseat to the baseball Tigers. Despite the fact the Lions had lost only one game prior to Thanksgiving in 1934, the season's largest crowd had been just 15,000.

The opponent that day in 1934 was the undefeated, defending World Champion Chicago Bears of George Halas. The game would determine the champion of the Western Division. Richards had convinced the NBC Radio Network to carry the game coast-to-coast (94 stations) and additionally, an estimated 26,000 fans jammed into the University of Detroit Stadium while thousands more disappointed fans were turned away.

In 2009, the Lions Thanksgiving Day game against Green Bay marked the NFL's 75th anniversary of the first NFL national game broadcast. Graham McNamee was the announcer for NBC Radio for that historic game in 1934.

Despite two Ace Gutowosky touchdowns, the Bears won the inaugural game 19-16, but a classic was born. Since 1934, 71 games have been played with the Lions holding a 33-36-2 (.478) record in the series. And each game, in its own way, continues to bring back memories of Thanksgiving, not only to Lions fans, but to football fans across the nation.

The Lions' 73rd Thanksgiving Day Classic (11/22, 12:30 p.m.; CBS) will feature the Lions hosting the Houston Texans, who won the AFC South division last season. This year's game marks the first time the Lions will play the Texans on Thanksgiving and the third time in the series. The teams have split the first two games with each home team claiming victories.

THANKSGIVING DAY FACTS

- The series began with a 19-16 loss to the Chicago Bears on November 29, 1934.
- A total of 72 games have been played with the Lions owning a 33-37-2 record in the annual holiday classic.
- More than 4 million fans have witnessed the Lions' 72 Thanksgiving Day games. The total attendance for the first 72 games is 4,049,255 an average of 56,240 fans per Thanksgiving game.
- The Lions have played 23 different teams since the first Thanksgiving Day game. The most common opponent has been the Green Bay Packers, who the Lions played in 2011 for the 20th time in the Thanksgiving series. Their second most common opponent is the Chicago Bears (15 times).
- The two highest scoring games were a 44-40 Packers' win in 1986 and a 52-35 Detroit romp over Green Bay in 1951.
- The lowest scoring game was a 12-0 Philadelphia win in the 1968 "Mud Bowl."
- Ten games in the Thanksgiving Day series has a game been decided by three points or less, with the Lions' record standing at 4-4-2 in those meetings.
- The most lopsided game was a 45-3 Lions win over Pittsburgh in 1983.
- Seven shutouts have been recorded, but only one by the Lions (20-0 over the Bears in 1979).
- Two Thanksgiving Day games have gone into overtime. The first came in 1980 when the Bears' David Williams returned the opening kickoff of OT for a 95-yard touchdown. At the time, the game marked the shortest overtime game in NFL history (21 seconds). The most recent overtime game occurred in 1998 when the Lions defeated the Steelers 19-16 on a 42-yard Jason Hanson field goal in a game that will be remembered for the controversial coin toss before overtime began.

THANKSGIVING RESULTS

Year	Opponent	Result	Att	Record	W	L	T
1934	Chicago Bears	W	16-19	26,000	7	3	0
1935	Chicago Bears	W	14-2	18,000	7	3	0
1936	Chicago Bears	W	13-7	22,000	8	4	0
1937	Chicago Bears	L	0-13	24,173	7	4	0
1938	Chicago Bears	W	14-7	26,200	7	4	0
1939	Series Interrupted During World War II						
1940	Series Interrupted During World War II						
1941	Series Interrupted During World War II						
1942	Series Interrupted During World War II						
1943	Series Interrupted During World War II						
1944	Series Interrupted During World War II						
1945	Cleveland Rams	L	21-28	40,017	7	3	0
1946	Boston	L	10-34	27,010	1	10	0
1947	Chicago Bears	L	14-34	27,214	3	9	0
1948	Chicago Cardinals	L	14-28	22,099	2	10	0
1949	Chicago Bears	L	7-28	22,912	4	8	0
1950	New York Yanks	W	49-14	28,000	6	6	0
1951	Green Bay	W	52-35	32,247	7	4	1
1952	Green Bay	W	48-24	39,101	9	3	0
1953	Green Bay	W	34-15	52,547	10	2	0
1954	Green Bay	W	28-24	55,532	9	2	1
1955	Green Bay	W	24-10	51,685	3	9	0
1956	Green Bay	L	20-24	54,087	9	3	0
1957	Green Bay	W	18-6	54,301	8	4	0
1958	Green Bay	W	24-14	50,971	7	7	1
1959	Green Bay	L	17-24	49,211	3	8	1
1960	Green Bay	W	23-10	54,123	7	5	0
1961	Green Bay	L	9-17	55,662	8	5	1
1962	Green Bay	W	26-14	57,598	11	3	0
1963	Green Bay	T	13-13	54,016	5	8	1
1964	Chicago	W	24-21	52,331	7	7	2
1965	Baltimore	T	24-24	55,036	6	7	1
1966	San Francisco	L	14-41	53,189	4	9	1
1967	L.A. Rams	L	7-31	54,389	5	7	2
1968	Philadelphia	L	0-12	47,909	4	8	2
1969	Minnesota	L	0-27	57,906	9	4	1
1970	Oakland	W	28-14	56,997	10	4	0
1971	Kansas City	W	32-21	54,418	7	6	1
1972	New York Jets	W	37-20	54,418	8	5	1
1973	Washington	L	0-20	54,418	6	7	1
1974	Denver	L	27-31	53,314	7	7	0
1975	L.A. Rams	L	0-20	69,952	7	7	0
1976	Buffalo	W	27-14	66,876	6	8	0
1977	Chicago	L	14-31	71,373	6	8	0
1978	Denver	W	17-17	71,785	7	9	0
1979	Chicago	W	20-0	66,219	2	14	0
1980	Chicago	L	17-23(ot)	75,397	9	7	0
1981	Kansas City	W	27-10	76,735	8	8	0
1982	New York Giants	6-12	64,848	4	4	4	0
1983	Pittsburgh	W	45-3	77,724	9	7	0
1984	Green Bay	W	31-28	63,696	4	11	1
1985	New York Jets	W	31-20	65,531	7	9	0
1986	Green Bay	L	40-44	61,199	5	11	0



1987	Kansas City	L	20-27	43,820	4	11	0
1988	Minnesota	L	0-23	46,479	4	12	0
1989	Cleveland	W	13-10	65,624	7	9	0
1990	Denver	W	40-27	73,896	6	10	0
1991	Chicago	W	16-6	78,879	12	4	0
1992	Houston	L	21-24	73,711	5	11	0
1993	Chicago	L	6-10	76,699	10	6	0
1994	Buffalo	W	35-21	75,672	9	7	0
1995	Minnesota	L	44-38	74,559	10	6	0
1996	Kansas City	L	24-28	75,079	5	11	0
1997	Chicago	W	55-20	77,904	9	7	0
1998	Pittsburgh	W	19-16(ot)	78,139	5	11	0
1999	Chicago	W	21-17	77,905	8	8	0
2000	New England	W	34-9	77,923	9	7	0
2001	Green Bay	L	27-29	77,730	2	14	0
2002	New England	L	12-20	62,109	3	13	0
2003	Green Bay	W	22-14	62,122	3	11	0
2004	Indianapolis	L	9-41	63,107	6	10	0
2005	Atlanta	L	7-27	63,390	5	11	0
2006	Miami	L	10-27	61,562	3	13	0
2007	Green Bay	L	26-37	63,257	7	9	0
2008	Tennessee	L	10-47	60,112	0	16	0
2009	Green Bay	L	12-34	57,383	2	14	0
2010	New England	L	24-45	60,955	6	10	0
2011	Green Bay	L	15-27	66,262	10	6	0

THANKSGIVING RECORDS VS. OPPONENTS

Team	G	W	L	T	Pct	Field	Last Game
Arizona Cardinals	1	0	1	0	0.000	0	11/25/48
Atlanta Falcons	1	0	1	0	0.000	1	11/24/05
Boston Yanks	1	0	1	0	0.000	0	11/28/46
Buffalo Bills	2	2	0	0	1.000	0	11/24/94
Chicago Bears	15	7	8	0	46.7	0	11/25/99
Cleveland Browns	1	1	0	0	1.000	0	11/23/89
Denver Broncos	3	2	1	0	66.7	0	11/22/50
Green Bay Packers	20	11	8	1	57.9	1	11/24/11
Indianapolis Colts	2	0	1	1	0.000	1	11/25/04
Kansas City Chiefs	4	2	2	0	50.0	0	11/28/96
Miami Dolphins	1	0	1	0	0.000	1	11/23/06
Minnesota Vikings	3	1	2	0	33.3	0	11/23/95
New England Patriots	3	1	2	0	33.3	2	11/25/10
New York Giants	1	0	1	0	0.000	0	11/25/82
New York Jets	2	2	0	0	1.000	0	11/28/85
New York Yanks	1	1	0	0	1.000	0	11/23/50
Oakland Raiders	1	1	0	0	1.000	0	11/26/70
Philadelphia Eagles	1	0	1	0	0.000	0	11/28/68
Pittsburgh Steelers	2	2	0	0	1.000	0	11/26/98
St. Louis Rams	3	0	3	0	0.000	0	11/27/75
San Francisco 49ers	1	0	1	0	0.000	0	11/24/66
Tennessee Titans	2	0	2	0	0.000	0	11/27/08
Washington Redskins	1	0	1	0	0.000	1	11/22/73
Totals	72	33	37	2	.471	1	11/24/11

THANKSGIVING RECORDS BY THE DECADES

Decade	G	W	L	T	Pct.
1930s	5	3	2	0	.600
1940s	5	0	5	0	.000
1950s	10	8	2	0	.800
1960s	10	2	6	2	.250
1970s	10	6	4	0	.600
1980s	10	5	5	0	.500
1990s	10	7	3	0	.700
2000s	10	2	8	0	.200
2010s	2	0	2	0	.000
Totals	72	33	37	2	.471

(1939-44: Series Interrupted During WWII)

Note: Prior to 1972, a team's winning pct. was calculated using wins and losses, disregarding ties. (Ex: Detroit's record in the 1960s was 2-6-2 and their winning pct. was .250, two wins/two ties + six losses). Since 1972, ties have been calculated in winning pct. as a half-a-win.

THANKSGIVING INDIVIDUAL GAME RECORDS

RUSHING

Yards

Lions:	198	Bob Hoernschemeyer	11/23/50	NY
--------	-----	--------------------	----------	----

Opp:

O.J. Simpson	11/25/76	Buf
--------------	----------	-----

Attempts

Lions:	28	Barry Sanders	11/23/89	Cle
--------	----	---------------	----------	-----

Opp:

O.J. Simpson	11/25/76	Chi
--------------	----------	-----

Touchdowns

Lions:	3	Barry Sanders	11/27/97	Buf
--------	---	---------------	----------	-----

Opp:

Ed Podolak	11/25/71	KC
------------	----------	----

PASSING

Yards

Lions:	410	Scott Mitchell	11/23/95	Min
--------	-----	----------------	----------	-----

Opp:

Cody Carlson	11/26/82	Hou
--------------	----------	-----

Attempts

Lions:	384	Warren Moon	11/23/95	Min
--------	-----	-------------	----------	-----

Opp:

384	Warren Moon	11/23/95	Min
-----	-------------	----------	-----

Receptions

Lions:	46	Shaun Hill	11/25/10	NE
--------	----	------------	----------	----

Opp:

47	Jim Harbaugh	11/28/91	Chi
----	--------------	----------	-----

Completions

Lions:	47	Warren Moon	11/23/95	Min
--------	----	-------------	----------	-----

Opp:

30	Scott Mitchell	11/23/95	Min
----	----------------	----------	-----

Touchdown Passes

Lions:	31	Brett Favre	11/22/07	GB
--------	----	-------------	----------	----

Opp:

4	Bobby Layne	11/22/51	GB
---	-------------	----------	----

Receptions

Lions:	4	Eric Hipple	11/29/85	NYJ
--------	---	-------------	----------	-----

Opp:

4	Scott Mitchell	11/23/95	Min
---	----------------	----------	-----

Receptions

Lions:	6	Peyton Manning	11/25/04	Ind
--------	---	----------------	----------	-----

Opp:

6	Peyton Manning	11/25/04	Ind
---	----------------	----------	-----

RECEIVING

Yards

Lions:	153	Brett Perriman	11/23/95	Min
--------	-----	----------------	----------	-----

Opp:

303	Jim Benton	11/22/45	Cle
-----	------------	----------	-----

Receptions

Lions:	12	Brett Perriman	11/23/95	Min
--------	----	----------------	----------	-----

Opp:

12	Marvin Harrison	11/25/04	Ind
----	-----------------	----------	-----

Touchdowns

Lions:	3	Cloyce Box	11/23/50	NY
--------	---	------------	----------	----

Opp:

3	Cloyce Box	11/27/52	GB
---	------------	----------	----

Receptions

Lions:	3	Leonard Thompson	11/28/85	NYJ
--------	---	------------------	----------	-----

Opp:

3	Bill Howton	11/27/52	GB
---	-------------	----------	----

Receptions

Lions:	3	Marvin Harrison	11/25/04	Ind
--------	---	-----------------	----------	-----

Opp:

3	Brandon Stokley	11/25/04	Ind
---	-----------------	----------	-----

RETURNS

Return Touchdowns

Lions:	2	Jack Christiansen	11/22/51	GB (2 PR)
--------	---	-------------------	----------	-----------

Opp:

1	Jack Christiansen	11/25/54	GB (1 PR, 1 R)
---	-------------------	----------	----------------

Extra Points

Lions:	7	MR: David Palmer	11/23/95	Min (1 PR)
--------	---	------------------	----------	------------

Opp:

7	Jason Hanson	11/27/87	Chi
---	--------------	----------	-----

Field Goals

Lions:	7	Doak Walker	11/23/50	NY
--------	---	-------------	----------	----

Opp:

7	Doak Walker	11/22/51	GB
---	-------------	----------	----

Field Goals

Lions:	6	Shayne Graham	11/25/10	NE
--------	---	---------------	----------	----

Opp:

5	Jason Hanson	11/27/03	GB
---	--------------	----------	----

Field Goals

Lions:	4	Sam Baker	11/28/68	Phi
--------	---	-----------	----------	-----

Opp:

4	Rob Bironas	11/27/08	Ten
---	-------------	----------	-----

TOTAL TOUCHDOWNS

Lions:	3 (3 Ru)	Barry Sanders	11/27/97	Chi
--------	----------	---------------	----------	-----

3 (3 Pa)	Cloyce Box	11/23/50	NY
----------	------------	----------	----

3 (3 Pa)	Cloyce Box	11/27/52	GB
----------	------------	----------	----

3 (3 Pa)	Leonard Thompson	11/28/85	NYJ
----------	------------------	----------	-----

3 (3 Pa)	Ed Podolak	11/27/52	GB
----------	------------	----------	----

3 (3 Ru)	Walter Stanley	11/25/71	KC
----------	----------------	----------	----

3 (3 Pa)	Marvin Harrison	11/24/04	Ind
----------	-----------------	----------	-----

3 (3 Pa)	Brandon Stokley	11/24/04	Ind
----------	-----------------	----------	-----

LONGEST PLAYS

Rushing Play:

Lions:	96t	Bob Hoernschemeyer	11/23/50	NY
--------	-----	--------------------	----------	----

Opp:	48t	Floyd Reid	11/25/54	GB
------	-----	------------	----------	----

48t	O.J. Simpson	11/25/76	Buf
-----	--------------	----------	-----

Passing Play

Lions:	97t	B. Layne to C. Box	11/26/53	GB
--------	-----	--------------------	----------	----

Opp:	82t	T. Rote to M. McGee	11/25/54	GB
------	-----	---------------------	----------	----

Punt Return

Lions:	89t	Jack Christiansen	11/22/51	GB
--------	-----	-------------------	----------	----

Opp:	83t	Walter Stanley	11/27/66	GB
------	-----	----------------	----------	----

Kickoff Return

Lions:	74	Aveion Cason	11/22/06	GB
--------	----	--------------	----------	----

Opp:	95t	Dave Williams	11/27/80	Chi
------	-----	---------------	----------	-----

Interception Return

Lions:	102t	Bob Smith	11/24/49	Chi
--------	------	-----------	----------	-----

Opp:	97t	Lawrence Taylor	11/25/82	NYG
------	-----	-----------------	----------	-----

Field Goal

Lions:	54	Jason Hanson	11/22/01	GB
--------	----	--------------	----------	----

Opp:	54	Nick Lowery	11/26/87	KC
------	----	-------------	----------	----

Opp:

MR: Several players, most recent				
----------------------------------	--	--	--	--

DETROIT LIONS UNIFORM HISTORY



1934-1947: The first uniform donned by the Detroit Lions included a blue jersey with gleaming silver numerals, silver pants and a silver helmet. The shoes were black. The shade of blue used for the jersey became known as 'Honolulu' blue.

1948: Alvin 'Bo' McMillin joined the Lions after having success as a college coach at Indiana University. Soon after his arrival, McMillin changed the colors of the Lions' uniforms with the new colors resembling those of his

Hoosier teams. The organization retained Honolulu blue and silver as their official colors

- The jersey was scarlet with white numbers and the pants were white with a thin black stripe between two thin scarlet stripes. The helmets were black. All the players wore leather helmets that season due to the league's ban on plastic helmets.
- The team had a second, all-black uniform, which would be worn only for certain important games that McMillin particularly wished to win. The jersey was black with white numbers and the pants were black with a thin scarlet stripe between two thin white stripes
- The two uniform sets ended up being worn in four different combinations (scarlet/white; black/black; scarlet/black; black/white).



1949: The Lions returned to wearing their Honolulu blue and silver uniforms at home but continued to wear combinations of the scarlet and white uniforms and the all-black uniforms on the road. The team changed the color of their helmet to blue and some players went back to wearing plastic helmets after the NFL lifted the ban on plastic headgear from the previous season.



1950-55: After wearing five different combinations of scarlet, white, black, silver and Honolulu blue in the previous two seasons, the Lions went back to wearing the traditional Honolulu blue and silver uniforms at home and on the road. For most of the 1950 season the team

wore blue helmets but went back to wearing silver helmets for the 1951 season. During the early '50's, the NFL did not allow the Lions to wear silver helmets for night games because of their resemblance to the white ball under the night lights. They spray-painted their helmets blue for night games. Also, in 1951, the Lions wore the Detroit 250th Anniversary patch on their left sleeve. The patch was also worn by the Red Wings and Tigers.

1956: This was the first season that the Lions added their uniform numbers to the arm sleeves. Some players, like Lions Hall of Fame LT Lou Creekmur, were unhappy with the change—claiming that it made it harder to get away with holding.

1957-60: The Lions began wearing separate colored uniforms on the road on a permanent basis in 1957. The jersey was white with three blue stripes, one thick between two thin stripes, on the sleeves. The numbers were blue and the helmet and pants remained silver.

- They wore a white jersey on at least one other occasion in a previous season. On October 24, 1954, the Lions wore a similar white uniform in a game at San Francisco which they lost, 37-31, to the 49ers.



1961-67: In 1961, William Clay Ford's first season as the team's president, there were some significant uniform changes. The helmet remained silver with a grey facemask but now had the leaping-lion logo as well as two vertical blue stripes running from the back to the front. The pants also had two vertical blue stripes. Three silver stripes, one thick between two thin, were added to the arm sleeves of the home jersey. The away jersey remained the same.

- During the mid-60s, many players cut off part of the sleeves—giving appearance of only one or two stripes.



1968-69: 1968 was the first year the Lions had a white stripe between the two blue stripes on the helmet. The Lions and the rest of the league wore the NFL 50th Anniversary patch on their left shoulder in 1969.

1970-71: Last names were added to the back of the players' jerseys in silver lettering and white trim was added to the Leaping Lion logo on the helmet in 1970.

- For the second half of the 1971 season, the Lions wore a black band, which was sewn over the thick stripe on the left sleeve on their home and away jerseys, in honor of wide receiver Chuck Hughes. Hughes died of a heart attack with 62 seconds remaining in the fourth quarter against the Chicago Bears on October 24, 1971.

1972: The Honolulu blue home jersey had white trim on the silver numerals and the white jerseys had silver trim on blue numerals for the first time in 1972. It was also the first year that there was a white, vertical stripe between the two blue stripes on the pants.

- The Lions tweaked the striping on the arm-sleeves for that season as well. The home jerseys had the one thick silver stripe between two thin white stripes and the away jersey had the one thick blue stripe between two thin silver stripes.

1973-75: Detroit changed back to the three silver stripes, one thick between two thin, on the sleeves of the Honolulu blue home jersey except now they had white trim. The away white jersey had three blue stripes, one thick between two thin, and they had silver trim.

- For the 1974 season, the Lions wore a black band, which was sewn over the thick stripe on the left sleeve of their home and away jerseys, in honor of Head Coach Don McCafferty who died of a heart attack during training camp.
- 1974 was also the season that the Lions started wearing white shoes.



1976-79: In 1976, the players' numbers were added to the back of the helmet.

1980-81: The Lions changed the dull silver stripes and trimming on their uniforms to a shimmering silver glitter. This only lasted two seasons because of complaints by other teams about the glare.

1982-97:

- **1982:** The Lions changed the color of the numbers on their home jerseys, making them white with silver trim.
- **1983:** The Lions wore a 50th Anniversary patch on their left shoulder. The Lions changed their facemask from silver/grey to Honolulu blue.
- **1991:** The team wore a patch honoring Russ Thomas, a former player and General Manager for the Lions, who had recently passed away. For their final seven games (five regular season, two postseason), each player had a white circle decal with a blue number '60,' on the back right side of the helmet, in honor of RG Mike Utley. Utley suffered a spinal cord injury in a game against the Los Angeles Rams on November 17, 1991. The small NFL shield was added to the 'V' of the neck.
- **1992:** They wore a black circle decal with a white number '65,' on the back right side of the helmet, in honor of LG Eric Andolsek, who was killed a few months prior to the season.
- **1993:** The Lions wore a 60th Anniversary patch on their left shoulder.
- **1994:** The Lions wore throwback jerseys for the 1994 season while the NFL was celebrating their 75th anniversary. This version of the uniform was intended to replicate the jersey worn by the Lions in 1935, which was the season that the team won their first world championship. Several players wore a black circle decal with a white number '50,' on the back right side of the helmet in honor of former Lions' LB Toby Caston.



1998: In what turned out to be Barry Sanders final season, the Lions changed their look on the road, wearing blue pants with a white stripe between two silver stripes.



1999: The Lions returned to wearing silver pants (with white stripe between two blue stripes) on the road.



2000-02: In 2000, the Lions moved the numbers that were on the sleeves up to the shoulders.

➤ The Lions wore a patch commemorating the first game at Ford Field September 22, 2002 against the Green Bay Packers.



2003: The home jersey has a thick silver stripe between two thin blue stripes with white trim and two thin black stripes. The numbers are white with silver trim and outside black trim. The away jersey has a thick blue stripe between two thin silver stripes with white trim and two thin black stripes. The numbers on the away jersey are blue with silver trim and outside black trim.

- The helmet has one vertical white stripe between two blue stripes and two thin black stripes on the outside. The Leaping Lion has white trim and outside black trim and the facemask is black.
- The pants have one vertical thick white stripe between two blue stripes and two thin black stripes.

2005: The Lions introduced a new black alternate jersey featuring Honolulu Blue numbers with silver and white trim. The alternate jersey can be worn in as many as two regular season games and one preseason game.



2008: To commemorate the Detroit Lions 75th Season, the team wore a patch on the home and away jerseys. Additionally, the Lions wore the franchise's classic "throwback" uniform sans 75th Season patch for two games.



LIONS COMPREHENSIVE BRAND

On April 20, 2009, the Detroit Lions unveiled a new comprehensive brand that includes a new logo and new uniforms. As part of the new comprehensive brand, the Lions also introduced a new logotype and a new proprietary font, "NFL Lions." The new logotype is additional imagery that presents the Lions brand and will be featured in such prominent places as the endzone marking at Ford Field. The classic Honolulu blue, white and black colors remain unchanged.

HOME HONOLULU BLUE JERSEYS

- Numerals were customized specifically for the Lions uniform. They are Honolulu Blue, trimmed in silver and black.
- Above the new numerals is the new Lions logotype.
- On the collar, there are three trim lines of equal width, with two black trim lines outside a silver trim line.
- The sleeves are a new knit sleeve that features a wide silver trim, inside two smaller white trims and those all inside two black trims of equal width as the white trim. The new material is improved and more flexible for players. The trim is part of the knit-sleeve material, which was changed from the previous silk-screened sleeve.
- Numerals remain on the shoulders but are now in the customized Lions jersey numerals.
- Players' nameplates on the back of the uniform have slightly modified block letters from the previous block letter names on the back of the uniform.

ROAD WHITE JERSEYS

- The road jerseys are the traditional "road whites," with blue numerals trimmed in silver and black.
- On the road jerseys, the collar is in the same black and silver trim pattern as the home uniforms.
- Sleeves are of the same new knit-sleeve material that are on the new home uniforms. The trim on the sleeves includes a wide Honolulu blue trim, inside two smaller silver trims and those are all inside two black trims of equal width as the white trim.

HELMET

- The helmet now features the new logo on each side. It is the most significant change since the Lions logo was first placed on the team's helmet in 1961.
- The facemasks will remain black, but the new Lions logotype will be included on the front and the back of the helmet.
- At the top middle of the helmet, the striping pattern has been modified. Instead of a thick white stripe, two Honolulu blue stripes and a very thin black accent stripe, the helmet striping pattern is now a 5/8-inch Honolulu blue stripe, two 3/16-inch white stripes and two 3/16-inch black stripes. The striping pattern is the same striping pattern as the team's game pants.

PANTS AND GAME SOCKS

- The game pants will remain in the team's traditional silver. Like the striping pattern on the helmet, the pants vertical trim on the side of the legs are now a thick Honolulu blue stripe inside smaller white stripes, which are all inside black stripes that are the same width as the white stripes.
- The game socks, which are the same for the home and road uniforms, now have a 5/8-inch black stripe on the calf midline. The top half is Honolulu blue and the bottom half is white.

NIKE ELITE 51 UNIFORMS

2012: The NFL launched its new partnership with Nike in April 2012, and now the Lions uniform not only features the NIKE logo but also features the new Nike Elite 51 technology. The collar changed from black and silver piping to a solid blue.

Designed and engineered from the inside out, the new Nike Elite 51 uniform focuses on creating a system where the baselayer, padding, jersey and pant work in concert. New innovations include integrating Nike Flywire Technology into the neckline to reduce weight and provide lockdown fit over pads, increasing sleeve articulation for better range of motion, and integrating new four-way stretch fabrication to provide a streamlined shrink-wrap fit.

The Nike Elite 51 key features:

- **LIGHTER** – The Nike jersey and pant, wet or dry are on average 20% lighter
- **NIKE FLYWIRE** – Eliminates layers, reduces weight, and provides lockdown fit
- **ZONED MESH VENTILATION** – Provides cooling zones for optimal thermoregulation
- **ZONED STRENGTH** – High tenacity, stretch material, for light weight lockdown strength.
- **CUT FOR MOBILITY** – Four-way stretch, hydrophobic materials enable range of motion wet or dry.
- **STRETCH TWILL NUMBERS** – Four-way stretch even on numbering system
- **CUSTOMIZABLE BASELAYER PADDING** – Nike Pro Hyperstrong baselayer with integrated lightweight, Deflex padding offering customizable flexible protection.
- **DEFLEX PADDING** – Lightweight, flexible impact protection integrated into top "hit zone" areas
- **ALUMINUM D-RING BELT** – Aircraft-grade aluminum D-ring belt reduces weight.

The uniform also features the **Nike Vapor Game Sock** – a highly innovative sock designed specifically for football. The knee-high design combines compression, Nike Pro inspired cushioning, mesh venting and structure precisely where needed.





1936	1937	1938	1939	1940	1941	1942	1943	1944	1945	1946	1947	1948	1949	1950	1951	1952	1953	1954	1955	1956	1957	1958	1959	1960	1961	1962	1963	1964	1965	1966	1967	1968	1969	1970	1971	1972	1973	1974	1975	1976	1977	1978	1979	1980	1981	1982	1983	1984	1985	1986	1987	1988	1989	1990	1991	1992	1993	1994	1995	1996	1997	1998	1999	2000	2001	2002	2003	2004	2005	2006	2007	2008	2009	2010	2011	2012	2013	2014	2015	2016	2017	2018	2019	2020	2021	2022	2023	2024	2025	2026	2027	2028	2029	2030	2031	2032	2033	2034	2035	2036	2037	2038	2039	2040	2041	2042	2043	2044	2045	2046	2047	2048	2049	2050	2051	2052	2053	2054	2055	2056	2057	2058	2059	2060	2061	2062	2063	2064	2065	2066	2067	2068	2069	2070	2071	2072	2073	2074	2075	2076	2077	2078	2079	2080	2081	2082	2083	2084	2085	2086	2087	2088	2089	2090	2091	2092	2093	2094	2095	2096	2097	2098	2099	2100	2101	2102	2103	2104	2105	2106	2107	2108	2109	2110	2111	2112	2113	2114	2115	2116	2117	2118	2119	2120	2121	2122	2123	2124	2125	2126	2127	2128	2129	2130	2131	2132	2133	2134	2135	2136	2137	2138	2139	2140	2141	2142	2143	2144	2145	2146	2147	2148	2149	2150	2151	2152	2153	2154	2155	2156	2157	2158	2159	2160	2161	2162	2163	2164	2165	2166	2167	2168	2169	2170	2171	2172	2173	2174	2175	2176	2177	2178	2179	2180	2181	2182	2183	2184	2185	2186	2187	2188	2189	2190	2191	2192	2193	2194	2195	2196	2197	2198	2199	2200	2201	2202	2203	2204	2205	2206	2207	2208	2209	2210	2211	2212	2213	2214	2215	2216	2217	2218	2219	2220	2221	2222	2223	2224	2225	2226	2227	2228	2229	2230	2231	2232	2233	2234	2235	2236	2237	2238	2239	2240	2241	2242	2243	2244	2245	2246	2247	2248	2249	2250	2251	2252	2253	2254	2255	2256	2257	2258	2259	2260	2261	2262	2263	2264	2265	2266	2267	2268	2269	2270	2271	2272	2273	2274	2275	2276	2277	2278	2279	2280	2281	2282	2283	2284	2285	2286	2287	2288	2289	2290	2291	2292	2293	2294	2295	2296	2297	2298	2299	2300	2301	2302	2303	2304	2305	2306	2307	2308	2309	2310	2311	2312	2313	2314	2315	2316	2317	2318	2319	2320	2321	2322	2323	2324	2325	2326	2327	2328	2329	2330	2331	2332	2333	2334	2335	2336	2337	2338	2339	2340	2341	2342	2343	2344	2345	2346	2347	2348	2349	2350	2351	2352	2353	2354	2355	2356	2357	2358	2359	2360	2361	2362	2363	2364	2365	2366	2367	2368	2369	2370	2371	2372	2373	2374	2375	2376	2377	2378	2379	2380	2381	2382	2383	2384	2385	2386	2387	2388	2389</
------	------	------	------	------	------	------	------	------	------	------	------	------	------	------	------	------	------	------	------	------	------	------	------	------	------	------	------	------	------	------	------	------	------	------	------	------	------	------	------	------	------	------	------	------	------	------	------	------	------	------	------	------	------	------	------	------	------	------	------	------	------	------	------	------	------	------	------	------	------	------	------	------	------	------	------	------	------	------	------	------	------	------	------	------	------	------	------	------	------	------	------	------	------	------	------	------	------	------	------	------	------	------	------	------	------	------	------	------	------	------	------	------	------	------	------	------	------	------	------	------	------	------	------	------	------	------	------	------	------	------	------	------	------	------	------	------	------	------	------	------	------	------	------	------	------	------	------	------	------	------	------	------	------	------	------	------	------	------	------	------	------	------	------	------	------	------	------	------	------	------	------	------	------	------	------	------	------	------	------	------	------	------	------	------	------	------	------	------	------	------	------	------	------	------	------	------	------	------	------	------	------	------	------	------	------	------	------	------	------	------	------	------	------	------	------	------	------	------	------	------	------	------	------	------	------	------	------	------	------	------	------	------	------	------	------	------	------	------	------	------	------	------	------	------	------	------	------	------	------	------	------	------	------	------	------	------	------	------	------	------	------	------	------	------	------	------	------	------	------	------	------	------	------	------	------	------	------	------	------	------	------	------	------	------	------	------	------	------	------	------	------	------	------	------	------	------	------	------	------	------	------	------	------	------	------	------	------	------	------	------	------	------	------	------	------	------	------	------	------	------	------	------	------	------	------	------	------	------	------	------	------	------	------	------	------	------	------	------	------	------	------	------	------	------	------	------	------	------	------	------	------	------	------	------	------	------	------	------	------	------	------	------	------	------	------	------	------	------	------	------	------	------	------	------	------	------	------	------	------	------	------	------	------	------	------	------	------	------	------	------	------	------	------	------	------	------	------	------	------	------	------	------	------	------	------	------	------	------	------	------	------	------	------	------	------	------	------	------	------	------	------	------	------	------	------	------	------	------	------	------	------	------	------	------	------	------	------	------	------	------	------	------	------	------	------	------	------	------	------	------	------	------	--------

17	171	Key, OJ	B	Tulane	22	197	McEwen, Jack	B	Colorado
18	181	McWhorter, Jim	B	Alabama	23	207	Steiner, Roy	E	Alabama
19	194	LeForce, Clyde	B	Tulsa	24	217	Sauzre, Joe	G	St Mary's (Calif.)
20	204	Castronis, Mike	G	Georgia	25	227	McGee, Coy	B	Notre Dame
21	214	Currier, Ken	G	Wisconsin	26	237	Alexander, Phil	B	South Carolina
22	227	Verutti, Jack	B	St Mary's (Calif.)	27	247	Pizza, Frank	T	Toledo
23	237	Olsen, Ray	B	Tulane	28	257	Schutte, George	T	USC
24	260	Morrow, Russ	C	Tennessee	29	267	Pabalis, Tony	B	Central Michigan
25	270	Green, Stan	T	Oklahoma	30	277	McCurry, Bob	C	Central Michigan
26	270	Ivory, Bob	B	Detroit					
27	280	Taylor, Bell	G	Tulsa	1949				
28	293	Ciesla, Len	B	Creighton	1	2	Rauch, Johnny	QB	Georgia
29	303	Lopp, Frank	B	Wisconsin	2	12	Paneli, John	B	Notre Dame
30	313	Limont, Paul	E	Notre Dame	3	22	Kusserow, Lou	B	Columbia
31	321	Schadler, Ben	B	Northwestern	4	32	Sullivan, Joe	B	Dartmouth
32	326	Dorias, Tom	B	Detroit	5	42	Brodnax, George	E	Georgia
					6	52	Meinert, Bob	B	Oklahoma
1946					7		Choice to ChiC		
1	8	Dellastatious, Bill	B	Missouri	8		Choice to ChiB		
2	22	Thomas, Russ	T	Ohio State	9	82	Drazenovich, Chuck	B	Penn State
3	38	Harris, Dave	E	Wake Forest	10	92	Davis, Bill	B	Duke
4	47	Eddins, Joe	G	Auburn	11	102	Settembre, Ernie	B	Miami
5	58	Berezney, Pete	T	Notre Dame	12	112	Boteler, Virgil	C	New Mexico
6	67	DeCoursey, Keith	B	Washington	13	122	Russas, Al	E	Tennessee
7	78	Hedges, Bill	T	West Texas State	14	132	Panther, Dale	C	Utah State
8	87	Dixon, Thornton	T	Ohio State	15	142	Pifferini, Bob	T	San Jose State
9	98	Stevens, Bob	B	Oregon State	16	152	Merril, Kimball	T	BYU
10	107	Farris, Pat	T	Texas Tech	17	162	Thiopen, Zealand	B	Vanderbilt
11	118	Copoulos, Paul	B	Marquette	18	172	Wehr, Bill	C	Denison
12	127	Irbay, Ty	B	Auburn	19	182	Triplett, Wally	B	Penn State
13	138	Thrash, Pat	E	South Carolina	20	192	Romano, Joe	B	North Carolina
14	147	Mote, Kelly	E	Duke	21	202	Linger, Jack	B	Ohio State
15	158	Scrugg, Bill	B	Rice	22	212	Tobler, Gil	B	Utah
16	167	Wall, Ben	B	Central Michigan	23	222	Patterson, RB	G	Mississippi State
17	178	Kispert, Merlin	B	Minnesota	24	232	Clark, Oswald	E	Michigan
18	187	Malmberg, Don	T	UCLA	25	242	Cowan, Les	E	McMurry
19	198	Maloney, Norm	E	Purdue					
20	207	Simmons, Jack	B	Detroit	1950				
21	218	Pulte, Joe	E	Detroit	Bonus Choice:				
22	227	Funderberg, Bob	B	Northwestern	1	5	Hart, Leon	E	Notre Dame
23	238	Stacco, Ed	T	Colgate	2a		Choice to Cle		Rice
24	247	Anderson, Roger	E	Oregon State	2b	27	McGraw, Thurman	T	Colorado State
25	258	Murdock, Chuck	G	Georgia Tech	3	31	Murakowski, Art	B	Northwestern
26	267	Van Duesen, Dick	E	Minnesota	4	44	Kieley, Ernie	G	Texas-El Paso
27	278	Agnew, Bill	B	California	5	57	Fritkin, Hal	B	Dartmouth
28	287	Panos, Tom	G	Utah	6	70	Jaszewski, Floyd	T	Minnesota
29	293	Palesse, Orlando	E	Marquette	7	83	Leverman, Bill	B	St Edward's
30	307	Schellstede, Otis	G	Oklahoma State	8	96	McAllister, Ralph	B	Minnesota
					9	109	Wood, Ed	G	Detroit
1947					10	122	Malcolm, Roland	B	Gustavus Adolphus
1	2	Davis, Glenn	B	Army	11	135	Wilson, Jack	B	Ohio State
2	12	Thomas, Russ	T	Ohio State	12	148	Walters, Bucky	T	Brown
3	14	Kekers, Jim	T	Missouri	13	161	Ryan, Jim	B	San Francisco
4	24	Hoover, Charlie	C	Vanderbilt	14	174	Squires, Cliff	B	Nebraska Wesleyan
5	26	Chappuis, Bob	B	Michigan	15	187	Worthington, Tom	B	Northwestern
6	36	Gallagher, Bernie	T	Penn	16	200	Greiner, Jerry	B	Detroit
7	46	Grain, Ed	G	Penn	17	213	Callahan, Connie	B	Morningside
8	56	James, Harvey	T	Miami	18	226	Stansauk, Don	T	Denver
9	66	Alexander, Kale	E	South Carolina	19	239	Cirelli, Gus	T	Notre Dame
10	76	Elliot, Chalmers	B	Michigan	20	252	Davis, Fred	E	Maryland
11	86	Sullivan, Pete	T	Detroit	21	265	Brewer, George	B	Oklahoma
12	96	Camarata, LaVerne	B	Iowa State	22	278	Tate, Jim	B	Purdue
13	106	Vezmar, Walt	G	Michigan State	23	291	Heller, Irv	B	Boston
14	116	Hagen, Dick	E	Washington	24	304	McDowell, Jim	B	William @ Mary
15	126	Meeks, JW	E	E Texas State	25	317	Glick, Gene	B	Michigan State
16	136	Nilsen, Reed	C	BYU	26	330	Lee, Bobby Coy	B	Texas
17	146	James, Tommy	B	Ohio State	27	343	Johnson, Elbert	B	Texas Tech
18	156	Maugham, Ralph	E	Utah State	28	356	Karras, Johnny	B	Illinois
19	166	Baty, Buryl	B	Texas A&M	29	369	Steger, Russ	C	Illinois
20	176	Madar, Elmer	E	Michigan	30	382	Deroin, Rubie	C	Oklahoma State
21	186	White, JT	E	Michigan					
22	196	Schuetz, Carl	B	Marquette					
23	206	Cipot, Steve	T	St Bonaventure	1951				
24	216	Cadenhead, Bill	B	Alabama	1		Choice to Phi		
25	226	Cody, Jim	B	E Texas State	2	19	Stanfel, Dick	G	San Francisco
26	236	Maves, Earl	B	Wisconsin	3	33	Dibble, Dome	E	Michigan State
27	246	Hilman, Bill	B	Tennessee	4	44	D'Alonzo, Pete	B	Villanova
28	256	Kelly, Arch	E	Detroit	5a	55	Doran, Jim	B	Iowa State
29	266	Tulis, Bob	T	Texas A&M	5b	58	Torgeson, LaVern	B	Washington State
30	276	McAfee, Howard	T	Tulane	6	69	Christiansen, Jack	B	Colorado State
					7	80	Monsen, Bob	B	Ohio State
1948					8	91	Raklovits, Dick	B	Illinois
1a		Choice to ChiB thru Pit			9		Choice to Cle		
1b	6	Titte, YA	QB	LSU	10	117	Shoaf, Jim	G	Louisiana State
2	13	Quist, George	B	Stanford	11	128	Anderson, Frankie	E	Oklahoma State
3	15	Bingaman, Les	B	Illinois	12		Choice to Cle		
4	25	Minor, Jim	T	Arkansas	13	153	Siegert, Wayne	T	Illinois
5		Choice to GB			14	164	Wittmer, Lee	B	Detroit
6	37	Williamson, Bob	T	Hobart	15	178	Hill, Jimmie	B	Tennessee
7a	47	Enke, Fred	B	Arizona	16	189	Gernsmy, Ted	B	Pittsburgh
7b	53	Schwab, Moroni	T	Utah State	17	200	Meisenheimer, Darrell	B	Oklahoma State
8		Choice to NYG			18	214	Wolgast, Eddie	B	Arizona
9	67	Doll, Don	B	USC	19	225	Hanson, Gordy	T	Washington State
10	77	Cleary, Paul	E	USC	20	236	Gibbons, Harry	B	South Dakota State
11	87	Land, Fred	T	LSU	21	250	Block, King	B	Idaho
12		Choice to NYG			22	261	Foldberg, Dan	B	Army
13	107	Steger, Russ	B	Illinois	23	272	Gabriel, Dick	B	Lehigh
14	117	Enstice, Hal	B	Union	24	286	Buksar, George	B	Purdue
15	127	Elliot, Pete	B	Michigan	25	297	Harris, Dick	C	Texas
16	137	Templeton, Dave	G	Ohio State	26	308	Kazmierski, Frank	E	West Virginia
17	147	Sickels, Quentin	G	Michigan	27	322	Allis, Harry	E	Michigan
18	157	Spruill, Jim	T	Rice	28	333	Peot, Dick	T	South Dakota State
19	167	Hafen, Barney	E	Utah	29	344	Womack, Bruce	T	West Texas State
20	177	Delosobelle, Aldo	E	Loyola (Calif.)	30	358	Horwath, Ron	B	Detroit
21	187	Dill, Dean	R	USC					

(Future)

(From Phi)

(From NYV)

(From Ball)

(From Ball)

1952

1	Choice to Cle	
2	Choice to ChiC	
3	Lary, Yale	B
4	Summerell, Pat	E
5	Miller, Bob	T
6	Cooper, Gordon	E
7	Gardner, Wes	C
8	Dubinski, Tom	B
9	Gandee, Sherwin	E
10	Dowden, Steve	C
11	Flowers, Keith	B
12	Roshio, Jim	C
13	McDonald, Carroll	C
14	Oliverson, Ray	B
15	Burgamy, John	G
16	Choice to Cle	
17	202 Laurcella, Hank	B
18	213 Campbell, Stan	G
19	226 Aaron, Blaine	Duke
20	237 Mains, Gil	Murray State
21	250 Boykin, Arnold	Mississippi
22	261 David, Jim	Colorado State
23	274 Maxwell, Hal	Mississippi
24	285 Werckle, Bob	Vanderbilt
25	298 Bailey, By	Washington State
26	309 Terry, Buddy	Stephen F Austin
27	322 Trout, Bob	Baylor
28	333 Turner, Hal	Tennessee State
29	346 Hudson, Art	Western Illinois
30	357 Dillon, Ray Don	B

1953

1	13 Sewell, Harley	G	Texas
2	25 Gedman, Gene	B	Indiana
3	Choice to Cle		
4	49 Ane, Charlie	T	USC
5	Choice to Phi		
6	73 Spencer, Ollie	T	Kansas
7	85 Schmidt, Joe	C	Pittsburgh
8	97 Carpenter, Lew	B	Arkansas
9	109 McCormick, Carlton	B	Texas Christian
10	121 Gaskin, Dreher	E	Clemson
11	133 Messenger, Elmer	B	Washington State
12	145 Spencer, Larry	B	Wake Forest
13	157 Thomas, Bob	E	Washington & Lee
14	169 Barger, Jack	T	New Mexico
15	181 Topor, Ted	B	Michigan
16	193 Volonmino, Bob	B	Army-Villanova
17	205 Green, Ray	B	Duke
18	217 Moduszevski, Ed	B	William & Mary
19	229 Held, Paul	B	San Diego State
20	241 Hart, Gerry	T	Army-Miss. State
21	253 Tata, Bob	B	Virginia
22	265 Retzlaff, Pete	B	South Dakota State
23	277 Karliwacz, Carl	B	Syracuse
24	289 Grant, Truett	B	Duke
25	301 Brown, Marv	B	East Texas State
26	313 Dooley, Jim	C	Penn State
27	325 Parker, Jackie	B	Mississippi State
28	337 Pepper, Laurin	B	So. Mississippi
29	349 Rector, Harley	B	Wayne St. (Neb.)
30	360 Maus, Hal	E	Montana

1954

1	13 Chapman, Dick	T	Rice
2	25 Neal, Jim	C	Michigan State
3	37 Bowman, Bill	B	William & Mary
4a	44 Stitts, Bill	B	UCLA
4b	49 McCants, Howard	E	Washington State
5	61 Parozzo, George	T	William & Mary
6	63 Dacus, Pence	B	Southwest Texas
6b	73 Kercher, Dick	B	Utah
7	85 Cross, Jack	B	Tulsa
8	97 Davis, Milt	B	UCLA
9	109 Lawson, Bob	B	Cal Poly-SLO
10	121 Carroll, Jack	C	Holy Cross
11	133 Schwenk, Milt	E	Washington State
12	145 Hartman, Bob	B	Oregon State
13	157 Swierczek, Jim	B	Marshall
14	169 Novak, Ray	B	Nebraska
15	181 Hindertler, Kirk	E	Colorado State
16	193 Chuoke, Bob	T	Idaho
17	205 Kaser, Rick	B	Toledo
18	217 Hayes, Norm	T	Idaho
19	229 Graves, Buster	T	Arkansas
20	241 Durrant, Jim	G	Utah
21	253 Kistler, Jack	B	Duke
22	265 Brundage, Dewey	E	Birmingham Young
23	277 Shanafelt, Jack	B	Pennsylvania
24	289 Burrows, Bobby	G	Duke
25	301 Wolt, Dick	B	Arkansas State
26	313 George, Jim	C	Syracuse
27	325 Rzeszut, Dick	C	Benedictine
28	337 Rutschman, Dolph	B	Linfield
29	349 Bertrand, Mel	C	Idaho
30	360 Horton, Ellis	B	Eureka (Ill.)

1955

1	12 Middleton, Dave	B	Auburn
2	24 Salsbury, Jim	G	UCLA
3a	36 McCord, Daris	B	Tennessee
3b	39 Mallory, Gordon	T	Miami
4	48 Riley, Lee	B	Detroit
5	60 Brooks, Bud	G	Arkansas

6	72 Childers, Elijah	T	Prairie View A&M
7	84 Zagers, Bert	B	Michigan State
8a	90 Cunningham, Leon	B	South Carolina
8b	96 Holland, Lamorne	C	Rice
8c	97 Walker, Bill	E	Maryland
9	108 Jenkins, Walt	T	Wayne State
10	120 Gastall, Tom	T	Boston
11	132 McDermott, Herb	B	Iowa State
12	144 Goist, Dick	T	Cincinnati
13	156 Henderson, Don	B	Uch
14	168 Gajda, Jerry	B	Benedictine
15	180 Atkins, George	E	Auburn
16	192 Marr, Al	G	Bradley
17	204 Daly, Don	B	Eastern Kentucky
18	216 Olekstek, Pat	B	Tennessee
19	228 Muller, Bob	C	Eastern Kentucky
20	240 Mahaffey, Fred	G	Denver
21	252 Walters, Jim	T	Mississippi
22	264 Albrecht, George	B	Maryland
23	276 Galuska, George	B	Wyoming
24	288 Flacke, Bob	G	Holy Cross
25	300 Miller, Dick	T	Illinois
26	312 McDonald, Duncan	B	Michigan
27	324 Troka, Mike	B	Trinity (Conn.)
28	336 Lovell, Harry	G	South Carolina
29	348 Dearing, Bill	B	Florida
30	359 Hatch, Charley	E	Utah State

1956

1	3 Cassady, Howard	B	Ohio State
2	Choice to LA		
3	27 McIlhenry, Don	B	So. Methodist
4	38 Reichow, Jerry	OB	Iowa
5	50 Tracy, Tom	B	Tennessee
6	62 Lusk, Bob	C	William & Mary
7	74 Cronin, Gene	G	Pacific
8	86 Powell, Jack	T	Texas A&M
9	98 Jones, Calvin	B	Iowa
10	110 Silas, Joe	DE	South Carolina
11a	122 Wacker, Lew	B	Richmond
11b	124 Selep, Tom	B	Maryland
12	134 Nunney, Bob	T	Louisiana State
13	146 Ferguson, O.K.	B	Louisiana State
14	158 Falls, Ronnie	LB	Duke
15	170 Allert, Horace	DE	SW Texas State
16	182 Zyzyda, Lew	DE	Purdue
17	194 Wind, Ken	B	Houston
18	206 Petrarca, Emidio	B	Boston College
19	218 Vaughn, Dale	B	Virginia Military
20	230 Stephenson, Joe	B	Vanderbilt
21	242 Blechen, Bob	C	Whittier
22	254 Marazza, Dick	T	Clemson
23	266 Garrard, Bob	B	Georgia
24	278 Walz, Jarv	B	Central Michigan
25	290 Hall, Jerry	B	Rice
26	302 Walden, Joe	T	West Texas State
27	314 Burnthorne, Bryan	G	Tulane
28	326 Smith, John	B	Northwestern
29	338 Peters, Doug	G	UCLA
30	350 Gibbens, John	T	Southwest Texas State

1957

1	12 Glass, Bill	G	Baylor
2	24 Gordy, John	B	Tennessee
3	36 Barr, Terry	B	Michigan
4	48 Junker, Steve	E	Xavier
5	59 Barrow, John	B	Florida
6	71 Russell, Ken	T	Bowling Green
7	83 Leahy, Gerry	E	Colorado
8	95 Liddick, Dave	B	George Washington
9	107 Nikkel, John	E	Texas Christian
10	119 Rychlec, Tom	E	American Int'l
11	131 Osterich, Carl	E	Missouri
12	143 O'Brien, Charlie	C	Valparaiso
13	155 West, Bill	B	Eastern Oregon
14	167 Smith, Phil	C	Jacksonville State
15	179 Alderton, Gene	C	Maryland
16	191 Olson, Hillmer	B	Virginia Tech
17	203 Kemp, Jack	OB	Occidental
18	215 Weenig, Jay	B	Brigham Young
19	227 Gundeman, Bob	E	Virginia
20	239 Lazzarino, Alex	B	South Carolina
21	251 Meredith, Dudley	T	Lamar
22	263 Schulte, Tom	E	Eastern Kentucky
23	275 Gillar, George	B	Texas A&M
24	287 Scales, Joe	B	Vanderbilt
25	299 Johnson, Carl	B	South Dakota
26	311 Muehlaupt, Ed	B	Iowa State
27	323 Trafas, Dick	E	St. Thomas (Minn.)
28	335 Smith, Joe	B	Houston
29	347 Martin, Hugh	G	Pomona
30	358 Shill, Mike	T	Furman

1958

1	10 Karras, Alex	T	Iowa
2	Choice to ChiC		
3	Choice to Cle		
4	45 Walker, Wayne	C	Idaho
5	Choice to Cle		
6	73 Lewis, Danny	B	Wisconsin
7a	83 Pfeifer, Ralph	B	Kansas State
7b	85 Dutton, Hal	T	Virginia
8a	92 Koefler, Karl	B	Bowling Green
8b	97 Blazer, Phil	T	North Carolina
9a	103 Loftin, Jim	B	Alabama

(From Pit)
(From Cle)

(From Pit)

(Future)

(From Was)

(From GB)

(From Was)

(From SF)
(From Pit)

(From Pit)

10	109	Paolucci, Ben	T	Wayne State	18	247	Gregor, John	T	Montana
10	121	Schaubach, Elliott	T	William & Mary	19	262	Valesano Jr, Gene	B	Northern Michigan
11	133	Chaney, Claude	B	Dayton	20	275	Lewis, Tom	B	Lake Forest
12	145	Boutte, Hal	B	San Jose State					
13	157	Maroney, Barry	B	Cincinnati					
14	169	Webb, Ken	B	Presbyterian	1	10	Hadl, John	QB	Kansas
15a	179	Scheldrup, John	B	Iowa State	2	24	Wilson, Eddie	QB	Arizona
15b	181	Mohlmair, Jerry	B	Benedictine	3	38	Thompson, Bobby	HB	Arizona
16	193	Ringquist, Gordon	B	Central Michigan	4a	48	Lomakoski, John	T	Western Michigan
17	205	Gurashich, Walt	T	USC	4b	52	Ferguson, Larry	HB	Iowa
18a	212	Austin Bill	G	Auburn	5	66	Birdwell, Dan	C	Houston
18b	217	Carrier, Larry	B	Kansas	6	80	Bundra Mike	C	USC
19	229	Buttos, Dave	B	Murray State	7	94	Hall, Tom	T	Minnesota
20	241	Curry, Bill	B	Western Kentucky	8a	108	Hooper, Murdock	T	Houston
21	253	Wagstaff, Jim	B	Idaho State	8b	109	Imperiale, Frank	T	Southern Illinois
22	265	Nidifter, Buddy	B	South Carolina	9	122	Grant, Todd	G	Michigan
23	277	Destino, Frank	B	South Carolina	10	136	Archer, Jerry	C	Pittsburg State
24	289	Whitsell, Dave	B	Indiana	11	150	Anderson, Karl	T	Bowling Green
25	301	Cook, Jim	B	Auburn	12	164	Sprute, Gail	T	Winona State
26	313	Bruce, Joe	B	Middle Tennessee State	13	178	Knight, Sherlock	C	Central St. (Ohio)
27	325	Agers, Don	T	Missouri-Rolla	14	192	Davidson, Jim	T	Maryland
28	337	Pitt, Jack	B	South Carolina	15	206	Broadbent, Dick	E	Delaware
29	349	Herzog, Henry	B	Kentucky	16	220	Sestak, Tom	E	McNeese State
30	360	Bronson, Tommy	B	Tennessee	17	234	Wickline, Rucker	C	Marshall
					18	248	Zuger, Joe	QB	Arizona State
					19	262	Bernhardt, Jim	T	Linfield
					20	276	Brown, Bob	E	Michigan
1959									
1	6	Pietrosante, Nick	FB	Notre Dame					
2a	18	Horton, Charley	G	Baylor					
2b	19	Rabold, Mike	T	Indiana					
3a	30	Koes, Ron	T	North Carolina					
3b	36	Luciano, Ron	B	Syracuse					
4a	42	Brandt, Art	B	Virginia Military					
4b	46	Grottkau, Bob	B	Oregon State					
5		Choice to Cle							
5a		Choice to ChiC							
6a	67	Guesman, Dick	T	West Virginia					
7	77	Donnell, Ben	T	Vanderbilt					
8	88	Lenden, Jim	B	Oregon					
9	101	Smith, Carl	B	Tennessee					
10	112	Laraway, Jack	B	Purdue					
11	125	Jacobs, Harry	G	Bradley					
12	136	Stehouwer Ron	T	Colorado State					
13	149	Steffen, Jim	B	UCLA					
14	160	Baldwin, Jim	B	McMurry					
15	173	Mahe, Bruce	T	Detroit					
16	184	McGee, George	T	Southern					
17	197	Rudolph, Jack	E	Georgia Tech					
18	208	Holden, Dave	T	Los Angeles State					
19	221	Granderson, Rufus	T	Prairie View A&M					
20	232	McGrew, Dan	T	Purdue					
21	245	Davis, Buddy	C	Richmond					
22	256	Shields, Lebron	T	Tennessee					
23	269	Cesario, Sal	B	Denver					
24	280	Riddle, Fred	B	Pittsburgh					
25	293	Chamberlain, Dan	B	Sacramento State					
26	304	Bradley, Jim	B	Lincoln (Mo)					
27	317	Jerry, Bill	B	South Carolina					
28	328	Matthews, Vince	B	Texas					
29	341	Sime, Dave	E	Duke					
30	352	Stover, Ron	E	Oregon					
1960									
1	3	Robinson, John	HB	Louisiana State					
2	15	Rabb, Warren	B	Scholtz, Bob					
3	27	Brown, Roger	C	Northwestern					
4a	39	Andrew, Jim	T	Maryland State					
4b	42	Brown, Roger	T	Maryland State					
5	51	Choice to GB							
6	63	Cogdall, Gail	E	Washington State					
7	75	Norton, Jim	DB	Idaho					
8	87	Choice to Was							
9	99	Messner, Max	C/LB	Cincinnati					
10a	111	Alderman, Grady	T	Detroit					
10b	117	O'Brien, James	T	Boston College					
11	123	Aucerman, Ted	DB	Indiana					
12	135	Ross, Dave	E	Los Angeles State					
13	147	Tunney, Pete	HB	Occidental					
14	159	Glasgow, Jim	HB	Jacksonville State					
15	171	Harper, Darrell	HB	Michigan					
16	183	Rasso, Steve	DB	Cincinnati					
17	195	Hudson, Bob	DE	Louisiana Tech					
18	207	Walton, Frank	HB	John Carroll					
19	219	Prebola, Gene	HB	Boston University					
20	231	Look, Dean	QB	Michigan State					
1961									
1		Choice to Cle							
2	23	Larose, Danny	E	Missouri					
3a	34	Mills, Dick	T	Pittsburgh					
3b	38	Antwine, Houston	G	Southern Illinois					
4	51	Hartline, Ron	FB	Oklahoma					
5a	66	Faison, Earl	T	Indiana					
5b	70	Puckett, Ron	T	Los Angeles State					
6		Choice to Cleveland							
7		Choice to St Louis							
8	107	Muff, Larry	E	St Benedict's					
9	122	Brooks, Bob	FB	Ohio					
10	135	Linden, Errol	E	Houston					
11	150	Vargo Jr., Larry	E	Detroit					
12	163	Rodgers, Tom	B	Kentucky					
13	168	Hodge, Paul	LB	Pittsburgh					
14	191	Bowers, Charley	HB	Arizona State					
15	206	Lauber, Mike	E	Wisconsin State					
16	219	Krantz, Gus	F	Northern Michigan					
17	234	Goode, Tom	LB	Mississippi State					
18	247	Gregor, John	T	Montana					
19	262	Valesano Jr, Gene	B	Northern Michigan					
20	275	Lewis, Tom	B	Lake Forest					

4b	59	Walker, Willie	FL	Tennessee A&I		2b	48	Weaver, Charlie	LB	USC	
5a	67	Cody, Bill	LB	Auburn	(From Pit)	3	72	Clark, Al	DB	Eastern Michigan	
5b		Choice to Cle				4	100	Woods, Larry	DT	Tennessee State	
6a	87	De Sutter, Wayne	T	Western Illinois	(From Min)	5	125	Newell, Pete	G	Michigan	
7	103	Robinson, John	E	Tennessee A&I	(Future)	6a	159	Harris, Frank	QB	Boston College	(From LA thru Phi)
8	117	Pincavage, John	HB	Virginia		7	177	Wheelless, Brownie	T	Rice	USC
9	136	Cunningham, Dick	G	Arkansas	(Future)	8	204	Lee, Ken	LB	Washington	
10a	148	Yates, Bruce	T	Auburn	(From Min)	9	229	Zofko, Mickey	LB	Auburn	
10b	150	Brigham, Tom	DE	Wisconsin		10		Choice to Phi	DB	Colorado State	
11	164	O'Silovich, Jack	LB	Oregon State		11	281	Webb, Phil	DB	Pittsburgh	
12	178	Winkler, Randy	T	Tarleton State	(Future)	12	308	Pilconis, Bill	WR	Tulane	
13	192	Maseler, Bill	T	Wisconsin		13	332	Abercrombie, David	TE	Iowa State	
14	211	Moore, Denis	T	USC	(Future)	14	360	Lorenz, Tom	WR	Central Missouri	
15	225	Sullivan, Bill	DE	West Virginia		15	385	Coates, Ed	DB	Utah	
16	239	Gendron, Jerry	E	Wisc-Eau Claire		16	411	Kutchinski, Tom	DB		
17	253	Dunlap, Ralph	DE	Baylor		17	436	Jolly, Gordon	T		
18	267	Johnson, Bill	E	Livingston							
19	286	Baier, Bob	T	Simpson							
20	300	Smith, Allen	HB	Findlay	(Future)						
1967											
1	7	Farr, Mel	HB	UCLA		1	16	Orvis, Herb	DE	Colorado	
2	34	Barney, Lem	DB	Jackson State		3a	65	Sanders, Ken	DE	Howard Payne	(From Phi)
3	60	Naumoff, Paul	LB	Tennessee		3b		Choice to Phi			
4	88	Kamau, Lew	DE	Weber State		4		Choice to Dal			
5		Choice to Philadelphia				5		Choice to La			
6a	141	Jones, Tim	QB	Weber State		6	145	Potts, Charles	DB	Purdue	
6b	144	McCambridge, John	DE	Northwestern	(From Was)	7	172	Stoudamire, Charles	WR	Portland State	
7	166	Tuistra, Ted	T	Iowa State		8	197	Stucky, Henry	DB	Missouri	
8		Choice to StL				9	224	McClintock, Bill	DB	Drake	
9	218	Wege, Mike	DB	Bowling Green		10	249	Teal, Jim	LB	Purdue	
10	245	Hayhoe, Jerry	G	USC		11	276	Waldron, Bob	DT	Tulane	
11	270	Shirley, Ray	T	Arizona State		12	301	Bradley, Paul	WR	SMU	
12	297	Watts, Eric	DB	San Jose State		13	328	Kirschner, John	TE	Memphis State	
13	322	Wright, Lamar	G	Georgia Tech		14	353	Kelly, Eric	T	Whitworth	
14	349	Robinson, Cleveland	DE	South Carolina State		15	380	Roach, Steve	LB	Kansas	
15	374	Burke, Sam	DB	Georgia Tech		16	405	Jenkins, Leon	DB	West Virginia	
16	401	Zawadzkas, Jerry	TE	Columbia		17	432	Tyler, Mike	DB	Rice	
17	426	Ramsey, Ken	DT	Northwestern							
1968											
1a	11	Landry, Greg	QB	Massachusetts		1	17	Price, Ernest	DE	Texas A&I	
1b	24	McCulloch, Earl	FL	USC		2	44	Crosswhite, Leon	RB	Oklahoma	
2	37	Depoyster, Jerry	K	Wyoming		3a	58	Brady, John	TE	Washington	(From Chi)
3a		Choice to SF				3b	71	Laslavic, Jim	LB	Penn State	
3b	74	Sanders, Charlie	TE	Minnesota	(From Cle thru LA)	3c	75	Johnson, Levi	DB	Texas A&I	(From Oak thru LA)
4	93	Mooney, Ed	LB	Texas Tech		4a	81	Hennigan, Mike	LB	Tennessee Tech	(From NO)
5	120	Odle, Phil	E	Brigham Young		4b	91	Jauron, Dick	WR	Yale	(From Atl)
6	148	Spitzer, Mike	DE	San Jose State		4c	96	Hooks, Jim	RB	Central St. (Okla)	
7		Choice to NO				5		Choice to SD thru Was			
8	202	Miller, Terry	LB	Illinois		6		Choice to StL			
9	229	Barton, Greg	QB	Tulsa		7	175	Andrews, John	DT	Morgan State	
10	256	Liggins, Granville	LB	Oklahoma		8a	200	Mccary, Prentice	DB	Arizona State	
11	283	Little, Dwight	G	Kentucky		8b	203	Bledsoe, John	DB	Ohio State	(From Cle)
12	310	Caruthers, Ed	S	Arizona		9	227	Dean, Ira	DB	Baylor	
13	337	Bailey, Chuck	LB	Humboldt State		10	252	Bonner, Ray	DB	Middle Tennessee	
14	364	Davis, Rich	E	Utah		11	279	Freeman, Scot	WR	Wyoming	
15	391	Oliver, Jim	RB	Colorado State		12	304	Scott, Tom	WR	Washington	
16	418	Rokita, Bob	DE	Arizona State		13	331	Moss, John	LB	Pittsburgh	
17		Choice to Min				14	356	Corey, Jay	T	Santa Clara	
1969											
1		Choice to LARm				15	383	Harsen, Dan	DB	Brigham Young	
2a	34	Taylor, Altie	RB	Utah State		16	408	Nickles, Larry	WR	Ohio State	
2b	47	Varborough, Jim	TE	Florida	(From LA)	17	435	Belgrave, Earl	T		
3a	59	Walton, Larry	FL	Arizona State	(From NO)						
3b		Choice to NYG									
4		Choice to SF									
5		Choice to Min thru Pit									
6		Choice to Atl									
7		Choice to Atl									
8	190	Carr, Jim	T	Jackson State							
9	216	Rasley, Rocky	G	Oregon State							
10	242	Bergum, Bob	DE	Wisc-Platteville							
11	268	Walker, Ron	E	Morris Brown							
12	294	Hadlock, Bob	DT	George Fox							
13	320	Wilson, Bowie	DE	USC							
14	346	Hoy, James	LB	Michigan							
15	372	Gough, Fred	TE	Texas-Arlington							
16a	398	Spain, Ken	DE	Houston							
16b	407	Stahl, John	G	Fresno State	(From Min)						
17	424	Steele, Gary	TE	Army							
1970											
1	19	Owens, Steve	RB	Oklahoma		1	13	Boden, Lynn	G	South Dakota State	
2	45	Parson, Ray	G	Minnesota		2	38	English, Doug	DT	Texas	
3	71	Mitchell, Jim	DE	Virginia State		3		Choice to NO thru Min			
4		Choice to NYG				4	94	Hertwig, Craig	T	Georgia	
5	123	Parker, Bob	G	Memphis State		5		Choice to Cleveland			
6	149	Terry, Tony	DT	USC		6a	138	Cooper, Fred	DB	Purdue	(From NO)
7	175	Geddes, Ken	LB	Nebraska		6b	141	King, Horace	RB	Georgia	(From NE)
8		Choice to St. Louis				6c	144	Franklin, Dennis	QB/WR	Michigan	
9	227	Weaver, Herman	P	Tennessee		7	168	Sturphy, Mike	WR	Drake	
10	253	Maxwell, Bruce	RB	Arkansas		8	194	Thompson, Leonard	RB	Oklahoma State	
11	279	Laird, Roger	DB	Kentucky State		9	219	Strimho, Steve	LB	Michigan	
12	305	Murrell, Emanuel	DB	Cal-Poly SLO		10	250	Boyd, Brad	TE	Louisiana State	
13	331	Haverdick, Dave	DT	Morehead State		11	275	Myers, Steve	G	Ohio State	
14	357	Brown, Charlie	WR	Northern Arizona		12	300	Rountree, Andre	LB	Iowa State	
15	383	Haney, Bob	DB	Idaho		13	325	Smith, Jim	QB	N. Carolina Central	
16	409	Todd, Jerry	T	Memphis State		14	350	McMillan, John	LB	Boise State	
17	434	Marshall, Jesse	DT	Centenary		15	375	Green, Rudy	RB	Yale	
1971											
1	21	Bell, Bob	DT	Cincinnati		16	406	Chaves, Les	DB	Kansas State	
2a	30	Thompson, Dave	C	Clemson	(From Phi)	17	431	Lancaster, Mark	G	Tulsa	



1a	10	Hunter, James	DB	Grumbling	(From Chi)	10	254	Cannavino, Any	LB	Michigan	
1b	16	Gaines, Lawrence	RB	Wyoming		11	294	Jackson, Willie	DB	Mississippi	
2a	44	Long, Ken	G	Purdue		12		Choice to Den			
2b	46	Hill, David	TE	Texas A&M	(From Was thru SD)	1	15	Williams, Jimmy	LB	Nebraska	
3a	68	Bolinger, Russ	T	Long Beach State	(From Chi)	2	42	Watkins, Bobby	CB	Southwest Texas State	
3b	76	Woodcock, John	DT	Hawaii		3	69	Doug, Steve	LB	New Hampshire	
4		Choice to Chi thru Mia				4	96	McNorton, Bruce	DB	Georgetown (Ky.)	
5a		Choice to SF				5	127	Graham, William	DB	Texas	
5b	145	Scavella, Steadman	LB	Miami		6	154	Macchirek, Mike	QB	Idaho State	
6		Choice to NE				7a	175	Bates, Phil	FB	Nebraska	(From Hou)
7	198	Ten Napel, Garth	K	Texas A&M		7b		Choice to LARm			
8a	217	Anderson, Rich	LB	Chicago State	(From Phi thru NE)	7c	187	Simmons, Victor	WR	Oregon State	(From Buf thru LARm)
8b	225	Braswell, Charles	DB	West Virginia		8	208	Moss, Martin	DT	UCLA	
9	253	Jones, Leane'l	TE	Long Beach State		9a	231	Wagener, Dan	CB	Kansas	(From Oak thru LARm)
10	279	Bowerman, Bill	DB	New Mexico State		9b		Choice to Mia			
11	307	Shugrie, Gary	DE	LB Villanova		10	266	Barnes, Roosevelt	LB	Purdue	
12	335	McGabe, Mike		South Carolina		11	292	Lee, Edward	WR	So. Carolina State	
13	363	Jacobs, Mel	WR/KR	Eastern State		12a	319	Purker, Ricky	RB	Slippery Rock	
14	391	Elston, Leonard	WR	Indiana		12b	326	Robert, Rick	TE	Grand Valley State	(From SD)
15	419	Smock, Trent	WR	Indiana							
16	447	McCurdy, Craig	LB	William & Mary							
17	475	Meeks, Jim	DB	Boise State							
1977											
1		Choice to Buffalo									
2	42	Williams, Walt	DB	New Mexico State							
3	69	Kane, Rick	RB	San Jose State							
4	96	Blue, Luther	WR	Iowa State							
5a	114	Crosby, Ron	LB	Penn State	(From Sea)						
5b		Choice to Pitt									
6a		Choice to SD									
6b	166	Reggie, Pinkney	DB	East Carolina	(From Min thru NE)						
7	179	Black, Tim	LB	Baylor							
8	209	Griffin, Mark	T	North Carolina							
9	236	Mathieson, Steve	QB	Florida State							
10	263	Anderson, Gary	G	Stanford							
11	293	Daykin, Tony	LB	Georgia Tech							
12	320	Greenwood, Dave	G/C	Iowa State							
1978											
1	11	Bradley, Louis	DB	Notre Dame							
2	40	Baker, Al	DE	Colorado State							
3		Choice to Cleveland									
4a	94	Fifer, William	T	West Texas State							
4b	107	Elías, Homer	G	Tennessee State	(From Bal)						
5a	109	Teary, Larry	C	Wake Forest	(From Den)						
5c	121	Fowler, James	DE	Southern Mississippi							
5d	123	Gray, Dan	C	Rutgers							
6a	150	Hicks, Dwight	DB	Michigan	(From SD)						
6b	153	Arizzone, Tony	G	Northwestern	(From SD)						
6c	165	Thompson, Jesse	WR	California	(From Den)						
7	177	Holmes, Bruce	RB	Pacific							
8	206	Brecht, Jim	K	California							
9		Choice to SF									
10	262	Arrington, Fred	LB	Purdue							
11	289	Murray, Richard	DT	Oklahoma							
12	318	Patterson, Mark	DB	Washington State							
1979											
1	10	Dorney, Keith	T	Penn State							
2	37	Fantetti, Ken	LB	Wyoming							
3	67	Robinson, Bo	RB	West Virginia							
4a	88	Norris, Ulysses	TE	Georgia	(From Bal)						
4b	92	Brooks, Jonathan	LB	Clemson							
5a		Choice to SF									
5b	131	Brown, Walt	C	Pittsburgh	(From SD thru Bal)						
6		Choice to Den									
7		Choice to Oak thru Cle									
8a		Choice to NYG									
8b	213	Mohring, John	LB	CW Post	(From Sea)						
9	231	Komlo, Jeff	QB	Delaware							
10		Choice to Mia									
11a		Choice to NYG									
11b	302	Cole, Eddie	LB	Mississippi	(From Dal)						
12a	313	Forster, Bob	G	Brown							
12b	326	Sweeney, Bryan	WR	Texas A&I	(From NE)						
1980											
1	1	Sims, Billy	RB	Oklahoma							
2		Choice to Min thru SF									
3a	57	Turnure, Tom	C	Washington							
3b	62	Friede, Mike	QB	Utah State	(From Bal)						
4	85	Hipple, Eric	WR	Utah State							
5a	111	Streeter, Mark	DB	Arizona							
5b	120	Ginn, Tom	G	Arkansas	(From KC)						
6	140	Diericher, Chris	T	North Carolina State							
7	166	Murray, Eddie	K	Tulane							
8		Choice to Baltimore									
9a	222	Jett, Dewayne	WR	Hawaii							
9b	223	Tuinei, Tom	DT	Hawaii	(From SF thru KC)						
10	251	Henderson, Henry	DB	Utah State							
11	278	Smith, Wayne	DB	Purdue							
12	307	Williams, Ray	KR	Washington State							
1981											
1	16	Nichols, Mark	WR	San Jose State							
2	46	Green, Curtis	DE	Alabama State							
3	72	Greco, Don	G	Western Illinois							
4	99	Porter, Tracy	WR	Louisiana State							
5	129	Lee, Larry	G	UCLA							
6	155	Johnson, Sam	DB	Maryland							
7	182	Spivey, Lee	G-T	SMU							
8	211	Niziolek, Bob	TE	Colorado							
9a	238	Jernigan, Hugh	DB	Arkansas							
9b	240	Martin, David	DB	Villanova							
10	254	Cannavino, Any	LB	Michigan							
11	294	Jackson, Willie	DB	Mississippi							
12		Choice to Den									
1982											
1	15	Williams, Jimmy	LB	Nebraska							
2	42	Watkins, Bobby	CB	Southwest Texas State							
3	69	Doug, Steve	LB	New Hampshire							
4	96	McNorton, Bruce	DB	Georgetown (Ky.)							
5	127	Graham, William	DB	Texas							
6	154	Macchirek, Mike	QB	Idaho State							
7a	175	Bates, Phil	FB	Nebraska	(From Hou)						
7b		Choice to LARm									
7c	187	Simmons, Victor	WR	Oregon State	(From Buf thru LARm)						
8	208	Moss, Martin	DT	UCLA							
9a	231	Wagener, Dan	CB	Kansas	(From Oak thru LARm)						
9b		Choice to Mia									
10	266	Barnes, Roosevelt	LB	Purdue							
11	292	Lee, Edward	WR	So. Carolina State							
12a	319	Purker, Ricky	RB	Slippery Rock							
12b	326	Robert, Rick	TE	Grand Valley State	(From SD)						
1983											
1	13	Jones, James	FB	Michigan							
2	40	Strenger, Rich	T	Florida							
3	67	Cofer, Michael	DE	Tennessee							
4	94	Curley, August	LB	USC	(From LARm)						
5a	111	Johnson, Demetrius	DB	Missouri							
5b	121	Mott, Steve	C	Alabama							
6	154	Brown, Todd	WR	Nebraska							
7	181	Black, Mike	P	Arizona State							
8	208	Stapleton, William	DB	Washington							
9		Choice used in '82 Supplemental draft									
10	261	Laube, Dave	FB	North Carolina A&T							
11	287	Fate, Ben	G/T	Penn State							
12	321	Lane, Jim	N	Carolina Central							
				Idaho State							
1984											
1	20	Lewis, David	TE	California							
2	47	Mandley, Pete	WR	Northern Arizona							
3a	62	Williams, Eric	DT	Washington State	(From SD thru StL)						
3b	74	Anderson, Ernest	RB	Oklahoma							
3c	75	Back, Steve	DE	Oregon	(From LARm)						
4	106	D'addio, Dave	RB	Maryland							
5		Choice to LARm									
6	160	Witkowski, John	QB	Columbia							
7a	178	Carter, Jimmie	LB	New Mexico	(From Ind)						
7b	187	Atkins, Renwick	T	Kansas							
8	214	Jones, David	C	Texas							
9	246	Hollins, Rich	WR	West Virginia	(From Ind)						
10a	259	Frizzell, William	DB	No. Car. Central							
10b	273	Thaxton, James	DB	Louisiana Tech							
11	300	Saxon, Mike	P	San Diego State							
12	327	Streno, Glenn	C	Tennessee							
1985											
6	Brown, Lomas	T	Florida								
7	Glover, Kevin	C-G	Maryland								
8	62	Johnson, James	LB	San Diego State							
9	90	Hancock, Kevin	LB	Baylor							
5	118	Mcintosh, Joe	RB	North Carolina State							
6	146	Short, Stan	G	Penn State							
7	174	Staten, Tony	CB	Angelo State							
8	202	Caldwell, Scotty	RB	Texas Arlington							
9	230	James, June	LB	Texas							
10	258	Beauford, Clayton	WR	Albany							
11	286	Harris, Kevin	S	Georgia							
12	314	Weaver, Mike	G	Georgia							
1986											
1	12	Long, Chuck	QB	Iowa							
2a	29	James, Garry	QB	Louisiana State	(From Buf thru SF)						
2b		Choice to SF									
3a	69	Milinchick, Joe	T	North Carolina State							
3b		Choice to LARm									
4	92	Mitchell, Devon	S	Iowa							
5	119	Smith, Oscar	RB	Nichols State							
6		Choice to Dallas									
7		Choice to Buffalo									
8	205	Griffin, Allyn	WR	Wyoming							
9	231	Pickens, Lyle	CB	Colorado							
10	258	Johnson, Tracy	LB	Morningside							
11	280	Melvin, Leland	WR	Richmond							
12	317	Durden, Allan	LB	Arizona							
1987											
1	7										

7	169	James, Jeff	WR	Stanford			
8	196	Hadd, Gary	DT/NG	Minnesota			
9a	223	Corrington, Kip	FS	Texas A&M			
9b	234	Irvin, Todd	T	Mississippi			
10	254	Craig, Paco	WR	UCLA			
11	281	McCon, Danny	QB	Cincinnati			
12		Choice to Ind					
1989							
1	3	Sanders, Barry	RB	Oklahoma State			
2	30	Ford, John	WR	Virginia			
3	59	Utley, Mike	G/T	Washington State			
4	86	Crockett, Ray	DB	Baylor			
5	115	Pete, Lawrence	DT	Nebraska	(From Phi)		
6	141	Peete, Rodney	QB	USC			
7	170	Woods, Jerry	DB	Northern Michigan			
8	197	Parker, Chris	DT	West Virginia			
9	226	Maccready, Derek	DE	Ohio State			
10	253	Phillips, Jason	WR	Houston			
11	282	Karpinski, Keith	LB	Penn State			
12	309	Cribbs, James	DE	Memphis State			
1990							
1	7	Ware, Andre	QB	Houston			
2	35	Owens, Dan	DE	USC			
3	62	Spindler, Marc	DE	Pittsburgh			
4a	90	Hinckley, Rob	LB	Stanford			
4b	105	Oldham, Chris	CB	Oregon			
5	118	Campbell, Jeff	WR	Colorado			
6	147	Henry, Maurice	RB	Kansas State			
7	174	Hayworth, Tracy	LB	Tennessee			
8a	194	Green, Willie	WR	Mississippi			
8b	203	Fortin, Roman	T	San Diego State			
9	229	Linn, Jack	T	West Virginia			
10	258	Miller, Bill	WR	Illinois State			
11	285	Warnsley, Reginald	WR	Southern Mississippi			
12	313	Claiborne, Robert	WR	San Diego State			
1991							
1	10	Moore, Herman	WR	Virginia			
2		Choice to Dal					
3	58	Barrett, Reggie	WR	Texas-El Paso			
4	91	Scott, Kevin	CB	Stanford			
5	118	Conover, Scott	T	Purdue			
6	151	Andrews, Rich	K	Florida State			
7	178	Thomas, Franklin	TE	Grambling			
8	205	Jackson, Cedric	FB	Texas Christian			
9	231	Milburn, Darryl	DE	Grambling			
10		Choice to Atl					
11	285	Watkins, Slip	WR	Louisiana State			
12	318	Alexander, Zeno	LB	Arizona			
1992							
1	26	Porcher, Robert	DE	So. Carolina State			
2a	53	Scroggins, Tracy	OLB	Tulsa			
2b	56	Hanson, Jason	K	Washington State	(From Dal)		
3	81	McLemore, Thomas	TE	Southern			
4		Choice to Dal					
5		Choice to NO					
6	145	Tharpe, Larry	T	Tennessee State			
7		Choice to NE					
8	221	Clay, Willie	S	Georgia Tech			
9		Choice to Dal					
10		Choice to NE					
11	306	Tillison, Ed	FB	NW Missouri State			
12		Choice to NE					
1993							
1		Choice to NO					
2	33	McNeil, Ryan	CB	Miami (Fla)	(From NYJ)		
3a	62	London, Antonio	LB	Alabama			
3b	68	Compton, Mike	C	West Virginia	(From Cle)		
4		Choice to NO					
5		Choice to NYJ					
6	147	Jeffries, Greg	CB	Virginia			
7	174	Hallock, Ty	LB	Michigan State			
8	201	Minniefield, Kevin	CB	Arizona State			
1994							
1	21	Morton, Johnnie	WR	USC			
2	57	Malone, Van	S	Texas			
3	93	Bonham, Shane	DT	Tennessee			
4	124	Bryant, Vaughn	CB	Stanford			
5	154	Semple, Tony	G	Memphis State			
6	183	Borge(l)a, Jocelyn	CB	Cincinnati			
7	215	Beef, Tom	LB	Wayne State			
1995							
1	20	Elliss, Luther	DT	Utah			
2		Choice to SD					
3	70	Sloan, David	TE	New Mexico	(From StL)		
4		Choice to StL					
5a	141	Boyd, Stephen	LB	Boston College			
5b	156	McConvey, Kez	WR	Florida State			
5c	163	Cherry, Ronald	T	McNeese State			
6a	186	Hickman, Kevin	TE	Navy			
6b	192	Schlesinger, Corey	FB	Nebraska			
7	228	Hempstead, Hessler	G	Kansas			
1996							
1a	17	Brown, Reggie	LB	Texas A&M	(From Sea)		
1b	23	Hartings, Jeff	G	Penn State	(From SD)		
2		Choice to Den					
3	76	Stewart, Ryan	S	Georgia Tech	(From Oak thru NE)		
4	129	Ford, Brad	CB	Alabama			
5	158	Waldroup, Kerwin	DE	Central State (Ohio)			
6		Choice to NE					
7		Choice to Den					
1997							
1	5	Westbrook, Bryant	CB	Texas			
2a	35	Roque, Juan	T	Arizona State			
2b	54	Abrams, Kevin	CB	Syracuse	(From Dal)		
3		Choice to Dallas					
4a		Russell, Matt	LB	Colorado			
4b		Chryplewicz, Pete	TE	Notre Dame			
5a	135	Ashman, Duane	DE	Virginia			
5b	161	Ramirez, Tony	DE	Northern Colorado			
6	168	Battle, Terry	T	Arizona State			
7a	206	Harris, Marcus	RB	Wyoming			
7b	232	Jordan, Richard	WR	Missouri Southern			
7c	239						
1998							
1	20	Fair, Terry	CB	Tennessee			
2a	50	Crowell, Germane	WR	Virginia			
2b	60	Batch, Charlie	QB	Eastern Michigan	(From Mia thru GB)		
3		Choice to Mia					
4a		Choice to Oak					
4b		Choice to Mia					
5		Choice to Mia					
6a		Choice to Mia					
6b	185	Alexander, Jamaal	S	Southern Mississippi			
7	207	Liwienski, Chris	T	Indiana			
1999							
1a	9	Claiborne, Chris	LB	USC			
1b	27	Gibson, Aaron	T	Wisconsin	(From SF thru Mia)		
2		Choice to Mia					
3	70	DeVries, Jared	DE	Iowa	(From Mia)		
4	103	Irvin, Sedrick	RB	Michigan State			
5	137	Talton, Iv	RB	Northern Iowa	(From Phi)		
6	177	Kriewaldt, Clint	LB	Wis-Stevens Point			
7	215	Greiling, Mike	DE	North Carolina	(From GB)		
2000							
1	20	McDougle, Stockar	T	Oklahoma			
2	50	Green, Barrett	LB	West Virginia			
3	81	Droughns, Reuben	RB	Oregon			
4		Choice to Phi					
5	145	Franz, Todd	CB	Tulsa			
6	181	Reese, Quinton	S	Auburn			
7	253	Boone, Alfonso	DT	Mt. San Antonio			
2001							
1	18	Backus, Jeff	T	Michigan			
2a	50	Raiola, Dominic	CB	Nebraska			
2b	61	Rogers, Shaun	DT	Texas	(From NYG)		
3		Choice to NYG					
4		Choice to NYG					
5a	148	Anderson, Scotty	WR	Grambling State			
5b	149	McMahon, Mike	QB	Rutgers	(From NE thru NYJ)		
6a	173	Glenn, Jason	LB	Texas A&M	(From NE thru SF)		
6b	180	Choice to NE					
7		Choice to StL					
2002							
1	3	Harrington, Joey	QB	Oregon			
2	35	Edwards, Kalimba	CB	South Carolina			
3	68	Goodman, Andre	CB	South Carolina			
4	134	Taylor, John	DE	Montana State	(Compensatory)		
5	138	Owens, John	TE	Notre Dame			
6	175	Cash, Chris	CB	USC			
7a	214	Staley, Luke	RB	Brigham Young			
7b	253	Murphy, Matt	TE	Maryland			
7c	259	Rogers, Victor	DE	Colorado			
2003							
1	2	Rogers, Charles	WR	Michigan State			
2	34	Bailey, Boss	LB	Georgia			
3	66	Redding, Cory	DT	Texas			
4	99	Pinner, Artose	RB	Kentucky			
5a	137	Holt, Terrence	S	North Carolina State			
5b	144	Davis, James	LB	West Virginia	(From Was)		
6	175	Kircus, David	WR	Grand Valley State			
7a	216	Johnson, Ben	T	Wisconsin			
7b	220	Adams, Blue	CB	Cincinnati	(From Arz)		
7c	236	Drumm, Brandon	RB	Colorado	(From Cle thru SD and Dal)		
7d	260	Anglin, Travis	WR	Memphis			
2004							
1a		Choice to Cle					
1b	7	Williams, Roy	WR	Texas	(From Cle)		
2	30	Jones, Kevin	RB	Virginia Tech	(From KC)		
2a		Choice to KC					
2b	37	Lehman, Teddy	LB	Oklahoma	(From Cle)		
3	73	Smith, Keith	CB	McNeese State			
4		Choice to KC					
5	140	Lewis, Alex	LB	Wisconsin			
6	172	Butler, Kelly	T	Purdue			
7	207	Choice to Buf					
2005							
1	10	Williams, Mike	WR	USC			
2a	37	Cody, Shaun	DT	USC	(From Ten)		
2b		Choice to Ten					
3	72	Wilson, Stanley	CB	Stanford			
4		Choice to Ten					
5	145	Olovsky, Dan	QB	Connecticut	(From NE thru Arz)		
6a	184	Swancutt, Bill	DE	Oregon State			
6b	206	Goddard, Johnathan	LB	Marshall	(From NE)		
7		Choice to SF					
2006							
1	9	Sims, Ernie	LB	Florida State			
2	40	Bullocks, Daniel	DB	Nebraska			
3	74	Calhoun, Brian	RB	Wisconsin			
4		Choice to NE					

5	141	Scott, Jonathan	T	Texas	7	219	Choice to Min			(from Sea)
6	179	McLann, Dee	DB	West Virginia	7	223	Lewis, Travis	LB	Oklahoma	(from Phi thru NE and Min)
7a	217	Matus, Fred	G	USC	7	230	Choice to Oak			
7b	247	Cannon, Anthony	LB	Tulane						
2007										
1	2	Johnson, Calvin	WR	Georgia Tech						
2	34	Choice to Buf								
2	43	Stanton, Drew	QB	Michigan State						(From Buf)
2	58	Alama-Francis, Ikaika	DE	Hawaii						(From NO)
2	61	Alexander, Gerald	S	Boise State						(From Bal)
3	66	Choice to NO								
3	74	Choice to Bal								
4	101	Choice to Jax thru Bal								
4	105	Davis, A.J.	CB	North Carolina St.						(Choice from Arz thru Oak)
4	117	Ramirez, Manny	G	Texas Tech						
5	139	Choice to StL								
5	149	Choice to NO								
5	154	Choice to StL								
5	158	Baldwin, Johnny	LB	Alabama A&M						(From Den)
6	176	Choice to Min thru Den								
7	212	Choice to Dal thru NYJ								
7	255	Robinson, Ramzee	CB	Alabama						
2008										
1	15	Choice to KC								
1	17	Cherilus, Gosder	T	Boston College						
		(From Min thru KC)								
2	45	Dizon, Jordan	LB	Colorado						
3	64	Smith, Kevin	RB	Central Florida						
		(From Mia)								
3	66	Choice to Mia								(From KC)
3	76	Choice to KC								
3	87	Fluellen, Andre	DT	Florida St.						
		(From Cle)								
3	92	Avril, Cliff	DE	Purdue						(From Dal)
4	111	Choice to Cle thru Dal								
5	136	Moore, Kenneth	WR	Wake Forest						
		(From Mia thru KC)								
5	144	Choice to NO								
5	146	Felton, Jerome	RB	Furman						(From NO)
5	176	Choice to Mia								
7	216	Cohen, Landon	DT	Ohio						
7	218	Campbell, Caleb	DB	Army						(From NO)
2009										
1	1	Stafford, Matthew	QB	Georgia						
1	20	Pettigrew, Brandon	TE	Oklahoma State						(From Dal)
2	33	Delmas, Louis	DB	Western Michigan						
3	65	Choice to NYJ								
3	76	Levy, DeAndre	LB	Wisconsin						(From NO thru NYJ)
3	82	Williams, Derrick	WR	Penn State						(From Dal)
4	101	Choice to Dal								
4	115	Hill, Sammie	DT	Stillman						(From Was thru NYJ)
5	137	Choice to Bal thru Sea, Phi and NE								
6	174	Choice to Den								
6	192	Brown, Aaron	RB	Texas Christian						(From Dal)
7	210	Choice to AtL thru Dal								
7	228	Murtha, Lydon	T	Nebraska						(From NYJ)
7	235	Follett, Zack	LB	California						(From AtL thru Den)
7	255	Gronkowski, Dan	TE	Maryland						
2010										
1	2	Suh, Ndamukong	DT	Nebraska						
1	30	Best, Jahvid	RB	California						(From Min)
2	34	Choice to Minnesota								
3	66	Speivey, Amari	DB	Iowa						
4	100	Choice to Minnesota								
4	128	Fox, Jason	T	Miami						(From Min)
5	133	Choice to Seattle								
5	146	Choice to Cleveland (From Denver)								
6	171	Choice to Atlanta								
7	209	Choice to Buffalo								
7	213	Young, Willie	DE	North Carolina State						(From Sea)
7	214	Choice to Minnesota								(From Cleveland)
7	220	Choice to Philadelphia								
7	255	Tim Toone	WR	Weber State						
2011										
1	13	Fairley, Nick	DT	Auburn						
2	44	Young, Titus	WR	Boise State						
3	57	Leshoure, Mikel	RB	Illinois						
3	75	Choice to Seattle								
4	107	Choice to Seattle								
5	140	Choice to KC								(from KC)
5	154	Choice to Seattle								(from Bal thru Sea)
5	157	Hogue, Doug	LB	Syracuse						(from Phi)
6	173	Choice to Seattle								(from Den)
6	186	Choice to GB thru Den								(from Cle thru Sea)
7	205	Choice to Sea								
7	209	Culbreath, Johnny	T	South Carolina St.						
7	210	Choice to Atlanta								
7	231	Choice to Miami thru SF and GB (from NYJ)								
2012										
1	23	Reiff, Riley	T	Iowa						
2	54	Broyles, Ryan	WR	Oklahoma						
3	85	Bentley, Dwight	CB	Louisiana-Lafayette						
4	117	Choice to SF								
4	125	Lewis, Ronnell	DE	Oklahoma						(from SF)
5	138	Whitehead, Tahir	LB	Temple						(from Min)
5	148	Greenwood, Chris	CB	Albion						(from Oak)
5	158	Choice to Oak								
6		Forfeited								
6	196	Green, Jonte	CB	New Mexico State						(from NO thru Mia and SF)



LIONS TRADES SINCE 1969

- 8/11/69 Lions acquired TE Ken Barefoot from Washington in exchange for the Lions' 6th round pick in the 1970 draft.
- 9/4/69 Lions traded RB Dave Kopay to Washington in exchange for the Redskins' 6th round pick in the 1970 draft. The pick was acquired from Detroit in the Ken Barefoot trade.
- 9/10/69 Lions acquired DT Dan Goich from St. Louis in exchange for a 1970 8th round pick.
- 5/11/70 Lions acquired DE Len Persin from Philadelphia in exchange for a 1971 10th round pick.
- 8/26/70 Lions acquired WR Chuck Hughes from Philadelphia in exchange for G Robert Parker.
- 9/9/70 Lions traded DT Denis Moore to Philadelphia in exchange for the Eagles 1971 6th round pick (from the Los Angeles Rams).
- 10/6/70 Lions traded RB Larry Watkins to Philadelphia in exchange for the Eagles 1971 2nd round pick.
- 1/28/71 Lions traded QB Greg Barton to Philadelphia in exchange for the Eagles 1971 2nd round pick and 1972 2nd and 3rd round picks.
- 5/7/71 Lions acquired LB Carl Cunningham from Denver in exchange for T Roger Shoals.
- 7/7/71 Lions acquired WR Ron Jessie from the Los Angeles Rams in exchange for a 1972 4th round pick.
- 8/16/71 Lions traded LB Carl Cunningham to New Orleans in exchange for the Saints 1973 4th round pick.
- 9/1/71 Lions acquired DE Dick Evey from Los Angeles in exchange for a 1972 5th round pick.
- 9/9/71 Lions acquired RB Paul Gipson from Atlanta in exchange for a 1972 2nd round pick.
- 9/29/71 Lions acquired QB Bill Cappelman from Philadelphia in exchange for a 1972 3rd round pick, with the condition that Detroit agrees that no further compensation is due them from the Eagles for Larry Watkins, acquired in 1970.
- 2/1/72 Lions acquired DB Rudy Redmond, RB Sonny Campbell and a 1973 4th round pick from Atlanta in exchange for a 1972 2nd round pick.
- 4/14/72 Lions acquired DE Joe Schmiesing from St. Louis in exchange for T Ray Parson.
- 7/31/72 Lions traded DT Jerry Rush to Cleveland in exchange for a 1973 8th round pick.
- 8/22/72 Lions traded DB Al Clark to Los Angeles in exchange for a 1973 3rd round draft pick (from Oakland).
- 9/5/72 Lions acquired LB Rick Ogle from St. Louis in exchange for a 1973 6th round pick.
- 9/5/72 Lions acquired TE John Hilton from Washington in exchange for a 1973 5th round pick.
- 1/30/73 Lions traded TE Craig Cotton and a 1973 1st round pick to Chicago in exchange for Kansas City's 1973 1st round pick and Chicago's 1973 3rd round pick.
- 4/10/73 Lions traded LB Adrian Young to New Orleans in exchange for the Saints 1974 6th round pick.
- 6/13/73 Lions traded DT Joe Schmiesing to Baltimore in exchange for the Colts 1974 4th round pick.
- 7/26/73 Lions acquired G Brian Goodman from Los Angeles in exchange for a 1974 9th round pick.
- 7/27/73 Lions acquired WR Jim O'Brien from Baltimore in exchange for all consideration sent to Detroit for Joe Schmiesing (Baltimore's 1974 4th round pick).
- 8/1/73 Lions traded DT John Gordon to Baltimore in exchange for the Colts 1974 10th round draft pick.
- 8/30/73 Lions traded LB Ed Mooney to Baltimore in exchange for the Colts 1974 5th round pick.
- 9/6/73 Lions acquired DB Willie Germany from Atlanta in exchange for a 1974 5th round pick (from Baltimore in Ed Mooney trade).
- 9/7/73 Lions acquired DB Miller Farr from St. Louis in exchange for a 1974 4th round pick.
- 1/31/74 Lions traded DB Willie Germany to Philadelphia in exchange for T Mike Evans.
- 2/26/74 Lions acquired DB Ben Davis from Cleveland in exchange for a 1975 5th round pick.
- 5/14/74 Lions traded LB Jim Teal to Los Angeles in exchange for the Rams 1975 9th round pick.
- 8/7/74 Lions acquired DB Charlie Potts from St. Louis in exchange for cash (\$200).
- 8/16/74 Lions acquired QB Ed Hargett from Houston in exchange for a 1975 15th round pick.
- 8/17/74 Lions traded QB Bill Cappelman in exchange for QB Sam Wyche.
- 8/21/74 Lions traded WR Al Barnes to Denver for RB Jimmie Jones.
- 8/29/74 Lions acquired DB Leroy Mitchell from Denver in exchange for a 1975 9th round pick.
- 9/10/74 Lions acquired WR Tim George from Cincinnati in exchange for cash (\$100).
- 9/10/74 Lions acquired DB Charles West from Minnesota in exchange for a 1975 3rd round pick.
- 10/22/74 Lions acquired QB Joe Reed from San Francisco in exchange for a 1975 5th round pick.
- 1/29/75 Lions traded RB Leon Crosswhite to New England in exchange for the Patriots 1975 6th round pick and a 1976 8th round pick (acquired from Philadelphia).
- 2/3/75 Lions traded G Chuck Walton to Denver in exchange for LB Bill Lasky.
- 5/29/75 Lions traded C Ed Flanagan to San Diego in exchange for a 1976 2nd round pick (from Washington through San Diego).
- 7/30/75 Lions acquired C Jon Morris from New England in exchange for a 1976 6th round pick.
- 8/1/75 Lions traded WR Ron Jessie to Los Angeles for a 1976 1st round pick (from Green Bay through Los Angeles).
- 8/21/75 Lions acquired TE John McKakin from Pittsburgh in exchange for a 1977 5th round pick.
- 9/8/75 Lions acquired LB Larry Ball and a 1976 5th round pick from Miami in exchange for a 1976 4th round pick.
- 4/8/76 Lions traded their 1976 1st round pick (acquired from Green Bay through Los Angeles) to Chicago for the Bears 1976 1st and 3rd round picks.
- 7/22/76 Lions acquired WR J.D. Hill from Buffalo in exchange for a 1977 1st round pick.
- 7/23/76 Lions acquired G Mark Markovich from San Diego in exchange for a 1977 6th round pick.
- 8/25/76 Lions traded TE Leannell Jones to San Diego in exchange for cash (\$200).
- 9/6/76 Lions traded WR Marlin Briscoe to New England in exchange for a 1977 6th round pick (from Minnesota through New England).
- 9/6/76 Lions traded QB Bill Munson to Seattle in exchange for the Seahawks 1977 5th round pick.
- 6/17/77 Lions traded P Herman Weaver to Denver in exchange for the Broncos 1978 4th and 6th round picks.
- 8/11/77 Lions acquired RB Marv Hubbard from Oakland in exchange for cash (\$100).
- 8/19/77 Lions acquired K Fred Steinfurt from Seattle in exchange for cash (\$100).
- 9/1/77 Lions acquired K Steve Mike-Mayer from San Francisco in exchange for a 1978 8th round pick.
- 4/27/78 Lions acquired LB Dave Washington from San Francisco in exchange for a 1979 5th round pick.
- 4/28/78 Lions acquired the draft rights to P Tom Skladany from Cleveland in exchange for a 1978 3rd round pick and a 1979 7th round pick.
- 5/1/78 Lions traded DT Herb Orvis to Baltimore in exchange for WR Freddie Scott and the Colts 1978 4th round pick.
- 5/2/78 Lions traded LB Jim Laslavic to San Diego in exchange for the Chargers 1978 5th and 6th round picks.
- 5/11/78 Lions traded T Rockne Freitas to Tampa Bay in exchange for the Buccaneers 1979 4th round pick.
- 7/20/78 Lions acquired QB Jimmy Allen from Pittsburgh in exchange for a 1979 4th round pick (acquired from Tampa Bay).
- 8/2/78 Lions acquired DT Dave Gallagher from the New York Giants in exchange for a 1979 8th round pick.
- 8/2/78 Lions acquired RB Marsh White from the New York Giants in exchange for a 1979 11th round pick.
- 8/14/78 Lions acquired TE Bill Gay from Denver in exchange for DB Charlie West and Detroit's 8th round pick in the 1979 draft.
- 8/14/78 Lions acquired DE Jim Mitchell from New England in exchange for T Bob McKay.
- 8/16/78 Lions acquired RB John Brockington from Kansas City in exchange for RB Eddie Payton.
- 8/16/78 Lions traded K Skip Butler to Dallas in exchange for the Cowboys 1979 11th round pick.
- 8/23/78 Lions acquired C Mike Montler from Denver in exchange for a 1980 8th round pick.
- 8/28/78 Lions acquired T Karl Baldischwiller from Miami in exchange for a 1979 10th round pick.
- 8/28/78 Lions acquired LB Garth Ten Napel from Atlanta in exchange for cash (\$500).
- 9/27/78 Lions traded DE Ernie Price to Seattle in exchange for DE Bill Cooke and the Seahawks 1979 8th round pick.
- 1/9/79 Lions acquired a 1979 12th round pick from New England in exchange for past considerations.
- 4/16/79 Lions acquired T Gordon Jolley from Seattle in exchange for past consideration.
- 4/30/79 Lions traded QB Greg Landry to Baltimore in exchange for the Colts 1979 4th round, 5th round picks (from San Diego through Baltimore), and 1980 3rd round pick.
- 8/20/79 Lions acquired DT Cleveland Elam from San Francisco in exchange for a 1980 2nd round pick.
- 4/8/80 Lions acquired Denver's 1980 8th round pick (traded to Broncos in Mike Montler trade) in exchange for a 1981 12th round pick and past considerations from the Montler trade.
- 4/10/80 Lions traded C Larry Tearry to Kansas City in exchange for the Chiefs 1980 5th round and 9th round picks (from San Francisco through Kansas City).
- 4/24/80 Lions acquired LB Stan White from Baltimore in exchange for a 1980 8th round pick.
- 7/24/80 Lions traded LB Ed O'Neil to New England for the Patriots 1981 9th round pick.
- 8/12/81 Lions traded T Bill Searecy to Miami for the Dolphins 1982 12th round pick.
- 8/18/81 Lions acquired LB Steve Towle from Miami in exchange for a 1982 9th round pick.
- 8/19/81 Lions traded T Lee Spivey to Washington in exchange for the Redskins 1982 12th round pick.
- 4/26/83 Lions traded G Russ Bolinger to the Los Angeles Rams in exchange for the Rams 1983 5th round pick.
- 4/26/83 Lions acquired DT Mike Fanning from the Los Angeles Rams in exchange for a 1984 5th round pick.
- 7/21/83 Lions traded DE Al Baker to St. Louis in exchange for the Cardinals 1984 3rd and 8th round picks.
- 7/29/83 Lions traded T Karl Baldischwiller to Baltimore in exchange for the Colts 1984 7th round pick.
- 8/24/83 Lions traded TE David Hill to the Los Angeles Rams in exchange for the Rams



- 1984 3rd round pick.
- 8/29/83 Lions traded WR Tracy Porter to Baltimore in exchange for the Colts 1984 11th round pick.
- 8/27/84 Lions acquired LB Angelo King from Dallas in exchange for a 1986 6th round pick.
- 5/1/85 Lions traded QB Gary Danielson to Cleveland in exchange for the Browns 1986 3rd round pick.
- 5/3/85 Lions acquired QB Joe Ferguson from the Buffalo Bills in exchange for a 1986 7th round pick.
- 7/25/85 Lions traded WR Robbie Martin to Indianapolis in exchange for RB Alvin Moore.
- 8/21/85 Lions traded LB Gary Cobb to Philadelphia in exchange for RB Wilbert Montgomery.
- 9/1/86 Lions acquired LB Shelton Robinson from Seattle in exchange for a 1987 5th round pick.
- 9/22/86 Lions acquired T Harvey Salem from Houston in exchange for a 1987 2nd round pick.
- 9/1/87 Lions acquired TE Derek Ramsey from Indianapolis in exchange for a 1988 12th round pick.
- 11/10/87 Lions traded TE Jimmie Giles to Philadelphia in exchange for the Eagles 1988 9th round pick.
- 5/2/90 Lions traded QB Chuck Long to the Los Angeles Rams in exchange for the Rams 1991 3rd round pick.
- 8/20/90 Lions acquired RB Greg Paterra from Atlanta in exchange for a 1991 10th round pick.
- 8/26/90 Lions traded WR John Ford to Seattle in exchange for an undisclosed conditional draft pick.
- 9/13/90 Lions traded DE Eric Williams to Washington in exchange for RB James Wilder.
- 4/21/91 Lions acquired DE Kelvin Pritchett from Dallas in exchange for a 1991 2nd, 3rd and 4th round picks.
- 8/22/91 Lions acquired WR Brett Perriman from New Orleans in exchange for a 1992 5th round pick.
- 10/8/91 Lions traded T Harvey Salem to Denver in exchange for the Broncos 1992 3rd round pick.
- 4/26/92 Lions acquired Dallas 1992 2nd round pick in exchange for Detroit's 1992 3rd, 4th and 5th round picks.
- 4/27/92 Lions acquired New England's 1992 6th round pick in exchange for Detroit's 1992 6th, 7th, 10th and 12th round picks.
- 4/23/93 Lions traded NT Jerry Ball to Cleveland in exchange for the Browns 1993 3rd round pick.
- 4/25/93 Lions acquired LB Pat Swilling from New Orleans in exchange for Detroit's 1993 1st and 4th round picks.
- 4/25/93 Lions acquired the New York Jets 1993 2nd round pick in exchange for Detroit's 1993 2nd and 5th round picks.
- 4/27/94 Lions traded WR Reggie Barrett to Seattle in exchange for the Seahawks 1995 5th round pick.
- 7/12/94 Lions traded S William White to Kansas City in exchange for an undisclosed, conditional draft pick.
- 3/2/95 Lions acquired P Harold Alexander from Atlanta in exchange for an undisclosed, conditional draft pick.
- 4/17/95 Lions traded RB Derrick Moore to San Francisco in exchange for the 49ers 1995 5th round pick.
- 4/22/95 Lions acquired San Diego's 1996 1st round pick in exchange for a 1995 2nd round pick.
- 4/22/95 Lions acquired St. Louis' 1995 3rd round pick in exchange for a 1995 3rd and 4th round picks.
- 5/30/95 Lions acquired CB Corey Raymond from Jacksonville in exchange for LB Ty Hallock.
- 4/12/96 Lions acquired RB/KR Glyn Milburn from Denver in exchange for two undisclosed draft picks.
- 4/20/96 Lions acquired Seattle's 1996 1st round pick in exchange for Detroit's 1996 1st and 3rd round picks.
- 4/20/96 Lions acquired New England's 1996 3rd round pick in exchange for Detroit's 1996 3rd, 4th and 5th round picks.
- 4/19/97 Lions acquired Dallas' 1997 2nd round pick in exchange for Detroit's 1997 3rd and 4th round picks.
- 3/25/98 Lions acquired LB Rob Fredrickson from Oakland in exchange for a 1998 4th round pick.
- 4/18/98 Lions acquired Miami's 1998 2nd round pick (through Green Bay) for Detroit's 1998 3rd, 5th and 6th round picks.
- 4/21/98 Lions acquired Green Bay's 1999 7th round pick in exchange for RB/KR Glyn Milburn.
- 3/17/99 Lions acquired Baltimore's 1999 3rd round pick and 2000 5th round pick in exchange for QB Scott Mitchell.
- 4/17/99 Lions acquired Miami's 1999 1st round pick (through San Francisco) in exchange for Detroit's 1999 2nd, 3rd and 5th round picks.
- 4/17/99 Lions acquired Miami's 1999 3rd round pick in exchange for Detroit's 1999 3rd and 7th round picks.
- 4/18/99 Lions acquired Philadelphia's 1999 5th round pick in exchange for a 2000 4th round pick.
- 8/31/99 Lions acquired RB Greg Hill from the St. Louis Rams in exchange for Detroit's 2000 5th round (from Baltimore) and 7th round picks.
- 4/21/01 Lions acquired New England's 2001 2nd and 6th round picks in exchange for a 2nd round pick.
- 4/21/01 Lions acquired New York Giants 2001 2nd round pick in exchange for Detroit's 2001 3rd and 4th round picks.
- 4/22/01 Lions acquired New England's 2001 5th round pick in exchange for Detroit's 2001 6th and 7th round picks.
- 9/2/01 Lions acquired QB Ty Detmer from Cleveland in exchange for a 2002 4th round pick.
- 8/23/02 Lions trade G Brenden Stai to Washington for the Redskins 2003 5th round pick.
- 4/27/03 Lions trade WR Larry Foster to Arizona for the Cardinals's 2003 7th round pick.
- 4/27/03 Lions trade RB Aveion Cason to Dallas for the Cowboys 2003 7th round pick.
- 8/31/03 Lions acquired RB Olandis Gary from Buffalo for a 2004 7th round pick.
- 4/24/04 Lions trade 2004 1st round pick to Cleveland in exchange for the Browns 2004 1st and 2nd round picks.
- 4/24/04 Lions acquired Kansas City's 2004 1st round pick in exchange for Detroit's 2004 2nd and 4th round picks and a 2005 5th round pick.
- 4/23/05 Lions acquired Tennessee's 2005 2nd round pick in exchange for Detroit's 2005 2nd and 4th round.
- 4/24/05 Lions acquired New England's 2005 5th and 6th round picks in exchange for a 2006 4th round pick.
- 8/11/05 Lions acquired S Jon McGraw from New York Jets for a 2007 7th round pick.
- 5/12/06 Lions trade QB Joey Harrington to Miami for a 2007 5th round pick.
- 3/2/07 Lions trade CB Dre' Bly and a 2007 6th round pick to Denver for RB Tatum Bell, T George Foster and the Rams 2007 5th round pick.
- 3/2/07 Lions trade DE James Hall to St. Louis for the Rams 2007 5th round pick.
- 4/28/07 Lions trade 2007 2nd round pick to Buffalo in exchange for the Bills 2007 2nd and 3rd round picks.
- 4/28/07 Lions trade QB Josh McCown and WR Mike Williams to Oakland Raiders in exchange for the Raiders 2007 4th round pick.
- 4/28/07 Lions acquired New Orleans 2007 2nd round pick in exchange for Detroit's 2007 3rd and 5th round picks.
- 4/28/07 Lions trade 2007 3rd and 4th round picks to Baltimore in exchange for the Ravens 2007 2nd round pick.
- 4/29/07 Lions acquired a 2007 4th round pick from St. Louis in exchange for two 2007 5th round picks.
- 3/1/08 Lions acquired CB Leigh Bodden and a 2008 3rd round pick with Cleveland in exchange for DT Shaun Rogers.
- 4/26/08 Lions acquired Kansas City's 2008 1st round, 3rd round and 5th round picks in exchange for Detroit's 1st and 3rd round picks.
- 4/27/08 Lions trade 2008 3rd and 6th round picks to Miami in exchange for the Dolphins 2008 3rd round pick.
- 4/27/08 Lions trade 2008 4th round and 2009 4th round picks to Dallas in exchange for the Cowboys 2008 3rd round pick.
- 4/27/08 Lions trade 2008 5th round choice to New Orleans in exchange for 2008 5th round and 7th round picks.
- 10/14/08 Lions acquired Dallas' 2009 1st, 3rd and 6th round selections in exchange for WR Roy Williams and a 2009 7th round pick.
- 3/2/09 Lions acquired CB Anthony Henry from Dallas in exchange for QB Jon Kitna.
- 3/16/09 Lions acquired LB Julian Peterson from Seattle in exchange for DT Cory Redding and a 2009 5th round pick.
- 4/26/09 Lions trade 2009 3rd round pick to New York Jets in exchange for the Jets 2009 3rd, 4th and 7th round picks.
- 4/26/09 Lions trade 2009 6th round pick to Denver for the Broncos 2009 7th round and 2010 5th round pick.
- 7/1/09 Lions acquire WR/PR Dennis Northcutt from Jacksonville in exchange for S Gerald Alexander.
- 9/4/09 Lions acquire S Ko Simpson from Buffalo in exchange for a 2010 7th round draft pick.
- 9/7/09 Lions acquire a 2011 7th round pick from New York Jets in exchange for QB Kevin O'Connell.
- 3/6/10 Lions acquire DT Corey Williams and a 2010 7th round draft choice from Cleveland in exchange for a 2010 5th round pick.
- 3/13/10 Lions acquire CB Chris Houston from Atlanta in exchange for a 2010 6th round pick and a 2011 7th round pick.
- 3/16/10 Lions acquire QB Shaun Hill from San Francisco in exchange for a 2011 7th round pick.
- 4/6/10 Lions acquire G Rob Sims and a 2010 7th round pick from Seattle in exchange for DE Robert Henderson and a 2010 5th round pick.
- 4/20/10 Lions acquire TE Tony Scheffler from Denver in a three-team trade that sends LB Ernie Sims to Philadelphia.
- 4/22/10 Lions acquire a 2010 1st round and 4th round picks from Minnesota in exchange for Detroit's 2010 2nd round pick, 4th round and 7th round picks.
- 4/24/10 Lions acquire 2011 6th round pick from Philadelphia in exchange for a 2010 7th round pick.
- 8/19/10 Lions acquired DE Lawrence Jackson from Seattle for a 2011 6th round pick.
- 8/31/10 Lions trade T Tyler Polumbus to Seattle for an undisclosed 2012 draft pick.
- 9/6/10 Lions acquire CB Alphonso Smith and a 2011 7th round pick from Denver in exchange for TE Dan Gronkowski and a 2011 6th round pick.
- 4/29/11 Lions acquire 2011 2nd round, 5th round and 7th round picks from Seattle in exchange for 2011 3rd round, 4th round, 5th round and 7th round picks.
- 4/28/12 Lions acquire 2012 4th round and 6th round picks from San Francisco in exchange for a 2012 4th round pick.
- 4/28/12 Lions acquire 2012 5th round and 7th round picks from Minnesota in exchange for 2012 7th round and 2013 4th round picks.
- 4/28/12 Lions acquire a 2012 5th round from Oakland in exchange for 2012 5th round and 7th round picks.

DETROIT LIONS ALL-TIME PLAYER ROSTER

* Deceased

			Bly, Dre			CB	North Carolina	2003-06
			Broadway, Steve			LB	Arizona	1987
			Bodden, Leigh			CB	Duquesne	2008
			Boden, Lynn			CB	South Dakota State	1975-78
			"Bodenger, Maurice			I	Tulane	1934
			Bodford, Shaun			WR	Portland State	2006
			Bolingber, Russ			G	Long Beach State	1976-82
			Bolton, Antony			CB	Fisk	1976-78
			Bonham, Shane			DE	Tennessee	1984-87
			Booth, Richard			OI	Case Western Reserve	1941-45
			Borgella, Jocelyn			CB	Cincinnati	1994-96
			Bostic, John			DB	Bethune-Cookman	1985-87
			Bowens, Shawn			CB	Nebraska-Westelvan	1991-94
			"Bowman, William			G	William & Mary	1951-55
			"Boy, Gloyd			DB	West Texas State	1949-50, 52-54
			Boyd, Stephen			LB	Boston College	1995-01
			Boyd, Thomas			LB	Alabama	1987
			Bradford, Torrey			WR	Jackson State	1997-98
			Bradford, Tommy			WR	Ohio State	2006
			Bradley, Danny			WR	Oklahoma	1987
			Bradley, Jon			FB	Arkansas State	2007-08
			Bradley, Luther			CB	Notre Dame	1978-81
			"Bradshaw, Charlie			LB	Baylor	1967-68
			Brettschneider, Carl			LB	Iowa State	1960-63
			Briggs, 1953-59			CB	Colorado	1948
			Brill, Harold			B	Wichita State	1939
			"Brim, Michael			CB	Virginia Union	1989
			Brittice, Marlin			WR	Nebraska-Omaha	1975-76
			Briss, Maurice			E	Arkansas	1941
			Brock, Lou			CB	Southern California	1968
			Brock, Willie			CB	Colorado	1978
			Brooks, Barrett			T	Kansas State	1999-00
			Brooks, Jon			LB	Clemson	1979
			Brooks, Kevin			DE	Michigan	1989-90
			Brooks, Michael			CB	Louisiana State	1996
			Brooks, Steve			WR	Occidental	1996
			Brown, Aaron			RB	Texas Christian	2009-11
			Brown, Arnold			DB	North Carolina Central	1985-86
			Brown, C.C.			S	Louisiana-Lafayette	2010
			Brown, Charlie			WR	Northwestern Arizona	1970
			Brown, Corwin			CB	Michigan	1999-00
			Brown, Howard			I	Indiana	1999-00
			Brown, J.B.			CB	Maryland	1999-00
			Brown, Lomas			T	Florida	1985-95
			Brown, Mark			LB	Penn State	1989-91
			Brown, Marvin			CB	East Texas State	1957
			Brown, Ray			B	Arkansas State	2002
			Brown, Reggie			G	Texas A&M	1996-97
			Brown, Roger			T	Maryland State	1960-66
			"Brumley, Robert			B	Rice	1945
			Bryan, Copleland			DE	Arizona	2009
			Bryant, Anthony			TE	Alabama	2006
			Bryant, Fernando			CB	Alabama	2004-07
			Bryson, Shawn			RB	Tennessee	2003-06
			Buchanan, Phillip			CB	Tennessee	2009
			Buckley, Eldra			RB	Memphis-Chattanooga	2011
			"Bulger, Chester			CB	Auburn	1950
			Bullocks, Daniel			CB	Nebraska	2006-09
			"Bundra, Mike			CB	South California	1962-63
			Bunz, Dan			LB	Cal State-Long Beach	1985
			Burleson, Nate			WR	Nevada	2010-
			Burns, Mike			DE	Southern California	1978
			Burton, Leonard			CB	South Carolina	1992-94
			Busick, Samuel			O	Ohio	1943
			Bussey, Dexter			RB	Texas-Arlington	1974-84
			Butcher, Paul			LB	Wayne State	1986-88
			Butler, Kelly			T	Purdue	2004-05
						C		
			Caddell, Ernie			B	Stanford	1934-38
			Cain, James			E	Alabama	1950, 53-55
			Cain, Pat			C/G	Wichita State	1987
			Calhoun, Brian			CB	Wisconsin	2006-08
			Callahan, J.R.			CB	Texas	1985
			Callihan, William			B	Nebraska	1940-45
			Callicut, Ken			RB	Clemson	1978-82
			Calvelli, Anthony			C	Stanford	1939-40
			Campbell, Caleb			LB	Army	2010
			Campbell, Dan			TE	Texas A&M	2006-08
			Campbell, 2001			WR	Colorado	1980-83
			Campbell, Lamar			CB	Wisconsin	1998-02
			Campbell, Mike			RB	Lenoir Rhyne	1968
			"Campbell, Stanley			G	Iowa State	1952, 55-58
			Cannon, Anthony			LB	Tulane	2006-08
			Caplemann, Bill			CB	Florida State	1991-73
			Capria, Carl			DB	Purdue	1974
			"Cardwell, Lloyd			B	Nebraska	1937-43
			Carey, Don			S	Norfolk State	2010-11
			Carpenter, Bobby			LB	Ohio State	1953-55
			"Carpenter, Lewis			LB	Arkansas	1987
			Carr, Carl			CB	North Carolina	1987
			Carrier, Mark			S	Southern California	1997-99
			Carrington, Darren			CB	Northern Arizona	1990-93
			Carter, Anthony			WR	S	1994-95
			Carter, Marty			S	Middle Tenn. State	2001
			Carter, Pat			TE	Florida State	1988
			Case, Stoney			CB	New Mexico	2000
			Cash, Chris			CB	Southern California	2002-04



Aason, Avelon	RB	Illinois State	2001-02, 06-08	Delmas, Louis	S	Western Michigan	2009-
Cassidy, Howard	B	Ohio State	1956-61, 63	*DeMarco, Mario	G	Miami (Fla.)	1949
*Caston, Toby	LB	Louisiana State	1989-93	DeMulling, Rick	G	Idaho	2005-06
Caver, James	WR	Missouri	1983-93	Dennis, Guy	G	Florida	1973-75
Cesare, Billy	DE	Michigan (Fla.) State	1982	DePesther, Jerry	L	Wyoming	1968
Chadwick, Jeff	DE	UCLA	1983-89	Derby, John	LB	Iowa	1969
Chalinski, Mike	C	Princeton	1998	DeStacy, Charles	B	Alabama	1945-49
Chandler, Karl	T	Southern California	1978	Detmer, Iy	DE	Brigham Young	2001-03
Chantiles, Thomas	DB	Eastern Michigan	1942	DeVries, Jared	DE	Iowa	1999-10
Chapman, Clarence	DB	Navy	1985	Dickel, Dome	E	Michigan State	1951, 53-57
Chase, Benjamin	G	Boston College	1947	Dickie, Dan	E	Iowa	1978
Cherilus, Gosder	T	Hawaii	2008	*Dielt, David	L	Michigan State	1939-40, 44-45
Cherry, Raphael	DB	Utah	1987-88	Diericher, Chris	T	North Carolina State	1980-86
*Christensen, Frank	B/DB	Oregon	1934-37	Diorio, Jerry	E	Michigan	1987
*Christensen, George	T	Oregon	1934-38	Dixon, Andre	LB	Northeastern	1999
*Christensen, Jack	B	Colorado A&M	1951-58	Dizon, Jordan	CB	Colorado	2008-10
Chryplewicz, Peter	TE	Notre Dame	1937-39	Dodge, Kirk	UNLV	1984-85	
*Cifelli, August	T	Notre Dame	1950-52	Dod, Steve	B	New Hampshire	1948-52
Circuri, Vinny	LB	Tennessee	1944-46	Doll, Donald	LB	South Carolina	1987-89
Claiborne, Chris	LB	Boston College	2008-10	Dollinger, Tony	P	Evangel	1987
Clark, Al	DB	Southern California	1999-02	Donahue, Ryan	F	Iowa	2011-
Clark, Brian	WR	Eastern Michigan	1970	*Doran, James	LB	Iowa State	1951-59
Clark, Dexter	DB	North Carolina State	2011	D'Orazio, Joseph	T	Ithaca	1994
*Clark, Earl "Dutch"	DB	Colorado	1934-38	Dorney, Keith	T/G	Penn State	1970
Clark, Ernie	LB	Michigan State	1963-67	*Dove, Robert	E/G	Notre Dame	1953-54
Clark, Jessie	RB	Arkansas	1988	Dozier, D.J.	RB	Penn State	1991
Clark, Robert	WR	North Carolina Central	1989-91	*Dronetti, Shane	DE	Texas	1996
Clark, Wayne	G	Utah	1989-91	Droughns, Reuben	DE	Oregon	2001
*Clemens, Raymond	S	Georgia Tech	1944-45	Drummond, Eddie	WR	Penn State	2005-06
Cline, Jackie	DE	Central Oklahoma State	1939	Dubinski, Thomas	UT	Utah	1957-58
*Cline, Ollie	T	Alabama	1990	Dubzinski, Walter	G	Boston College	1941
Cloves, John	B	Ohio State	1950-53	Duckens, Mark	DE	Arizona State	1990
Cobb, Gary	LB	William & Mary	1951	Duckett, T.J.	RB	Michigan State	2007
Coburne, Avon	RB	Southern California	1979-84	*Dudish, Andrew	C	Georgia	1948
Cody, Bill	LB	West Virginia	2003-04	*Dudley, Bill	B	Virginia	1947-48
Cody, Shaun	DT	Auburn	1966	Dugger, John	P	Ohio State	1947-49
Cofe, Michael	DE/LB	Southern California	2005-08	Duncan, James	DE	Wake Forest	1969
Cogdill, Gail	E	Tennessee	1983-92	Duncan, Rick	LB	East Montana State	1959
Cohen, Joe	DT	Washington State	1960-68	Dunlap, Leonard	LB	North Texas State	1975
Cohen, London	DT	Florida	2003	Durant, Justin	DB	Hampton	2011-
Cole, Eddie	WR	Ohio	2008-09				
Colella, Thomas	LB	Southern California	2008	E			
Coleman, Erik	B	Mississippi	1979-80	Earon, Blaine	E	Duke	1952-53
Collins, Harry	S	Washington State	1941-43	*Ebding, Harry	E	St. Mary's (Calif.)	1934-37
Collins, Andre	LB	Canisius	1992-94, 97	Eddy, Nick	RB	Notre Dame	1968-72
Compton, Dick	B	Washington State	2011-	Edwards, Devonte	CB	North Carolina State	2007
Compton, Mike	C/G	Michigan	1999	Edwards, Kalimba	DE	South Carolina	2002-07
*Concannon, Jack	QB	McMurry	1962-64	Edwards, Troy	WR	Louisiana Tech	2005
*Conley, Gerry	QB	West Virginia	1993-00	Edwards, Stan	FB	Michigan	1987
Conger, Scott	QB	Boston College	1975	Ehrmann, Joe	DT	Syracuse	1981-82
Cook, Damien	G	St. Mary's (Pa.)	1943	Eiden, Edmund	B	Scranton	1944
Cook, Gene	E	Purdue	1991-96	Eikejuba, Isaiah	LB	Virginia	2010-11
Cook, Ted	G	Bethune-Cookman	2008-09	Elam, Cleveland	DT	Tennessee State	1979
Cooke, Bill	DT	Toledo	1959	Eller, Donnie	DB	Mempis State	1986
*Cooper, Harold	B	Alabama	1947	*Elias, Homer	G	Tennessee State	1978-84
Cooper, Rafael	RB	Massachusetts	1978	Ellerson, Gary	WR	Wisconsin	1987
Corgan, Michael	B	Detroit	1937	Ellis, Devalve	RB	Hofstra	2006-07
Cotton, Craig	TE	Louisville	2002	Ellis, Ken	DB	Utah	1979
Cottrell, Bill	LB	Notre Dame	1943	Ellis, Lawrence	B	Syracuse	1948
Crabtree, Clement	WR	Youngstown State	1969-72	Ellis, Luther	DT	1995-03	
Craig, Paco	WR	Delaware Valley	1967-70	Emmanuel, Bert	WR	Rice	2001
*Crekmer, Lou	WR	Wake Forest	1940-41	Emerick, Robert	DT	Miami (Ohio)	1934
Cremer, Theodore	WR	UCLA	1948-49	*Emerson, Gover "Ox"	QL/LB	Texas	1934-37
Cribbs, James	E	William & Mary	1950-59	Engelbreton, Paul	T	Northwestern	1934
Crockett, Ray	CB	Auburn	1946-48	Enlie, Greg	C	Illinois	1929
Croft, Don	DT	Memphis State	1989	Enlie, Doug	DT/NT	C Texas	1975-79, 81-85
Cronin, Gene	CB	Baylor	1989-93	Erkik, Fred	QB	Arizona	1948-51
Crosby, Ron	LB	UTEP	1976	Exleiben, Russell	P	Texas	1987
Crosswhite, Leon	LB	Pacific	1956-59	Evans, Doug	CB	Louisiana Tech	2003
Crowell, Gernane	WR	Penn State	1977	Evans, Leon	DE	Miami (Fla.)	1985-87
Culpepper, August	WR	Oklahoma	1973-74	Evans, Murray	D	Harding-Simmons	1942-43
Curley, Daunte	DT	Virginia	1998-02	Evry, Dick		Tennessee	1971
Curley, Douglas	QB	Arizona State	1980-81				
Curry, Darrin	OB	Central Florida	2008-09	F			
Curry, Julius	S	South Carolina	1983-86	Faggins, Demarcus	CB	Kansas State	2009
		Morris Brown	2002-07	Fair, Terry	CB/KR	Tennessee	1998-01
		Michigan	2003	Fairley, Nick	LB	Auburn	2011-
				Fanning, Mike	DT	Notre Dame	1983
				Fantetti, Ken	LB	Wyoming	1979-85
				*Farkas, Andrew	B	Detroit	1945
				Farmer, George	WR	UCLA	1975
				Farr, Mel	RB	UCLA	1960-73
				Farr, Mike	RB	UCLA	1999-92
				Farr, Miller	DT	Wichita	1973
				Federico, Craig	DB	Illinois State	1987
				*Feldhaus, William	DT	Cincinnati	1937-40
				Felton, Jerome	FB	Furman	2008-10
				Felton, Joe	F	Albion	1965-67
				Felts, Bob	H/B	Florida A&M	1987
				Fena, Thomas	B	Colorado	1937
				Fennebock, Charles	G	UCLA	1943-45
				Ferguson, Joe	QB	Arkansas	1985-87
				Ferguson, Keith	DE	Ohio State	1985-91
				Ferguson, Larry	DE	Iowa	1963
				Fichman, Leon	DB	Alabama	1946-47
				Fields, Anthony	DT	Eastern Michigan	1987
				Fields, Edgar	DT	Texas A&M	1981
				Fifer, William	T	West Texas State	1978
				Figurs, Yvanis	WR	Kansas State	2009
				Fisher, Travis	CB	Central Florida	2007-08
				Fisk, William	CB	South Carolina	1940-43
				FitzSimmons, Casey	T	Carroll College (Mont.)	1963-69
				Flanagan, Ed	C	Purdue	2005-09
D							
D'Addio, Dave	FB	Maryland	1984				
D'Alonzo, Peter	B	Villanova	1951-52				
Dallafior, Ken	G	Minnesota	1989-92				
Danielson, Gary	QB	Purdue	1976-84				
Darby, Byron	DL	Southern California	1989				
Darby, Chuck	DT	South Carolina State	2008-09				
*David, James	B	Colorado A&M	1952-59				
Davis, Ben	DB	Delance	1974-76				
Davis, Buster	LB	Florida State	2007				
Davis, Eric	CB	Jacksonville State	2002				
Davis, Frank	G	South Florida	2006-07				
*Davis, Glenn	E	Ohio State	1960-61				
Davis, James	NT	West Virginia	2003-05				
Davis, Jerome	NT	Bail State	1987				
Davis, Milt	WR	UCLA	1956				
Davis, Rashid	B	San Jose State	2011				
Dawley, Frederick	DE	Michigan	1944				
Dawson, Keyunta	DE	Texas Tech	2011				
*Dawson, Mike	DT	Arizona	1993-98				
Dawkins, Tony	LB	Georgia Tech	1977-78				
DeCrevont, William	B	Fisk University	1946				
*DeFruiter, Robert	T	Nebraska	1987				
Delaney, Jeff	DB	Pittsburgh	1941				

Fanagan, Richard	LB	Ohio State	1950-52	Grooms, Melvin	B	Indiana	1948-49
Fletcher, James	CB	Wisconsin	2006	Groetecoe, Matt	B	Southern California	2005
Fluellen, Andre	DT	Florida State	2008-	Grossman, Rex	B	Indiana	1950-
Follett, Zack	DT	California	2009-10	Grottkau, Robert	B	Oregon	1959-60
Folmar, Brendon	QB	California (Pa.)	1987	Grymes, Darrell	WR	Central State (Ohio)	1987
Footo, Larry	CB	Michigan	2009	Gutierrez, Brock	G/C	Central Michigan	2005
For, Brad	LB	Alabama	1996	"Gutowski, 'Ace"	RB	Oklahoma City	1934-38
Ford, Darryl	LB	New Mexico State	1992-93				
Ford, John	WR	Virginia	1989	H			
*Forte, Aldo	G	Montana	1946	*Hackenberg, John	T	Oregon State	1940-
Fortin, Roman	T	San Diego State	1991	*Hackney, Elmer	B	Kansas State	1942-46
Foster, George	T	Georgia	2007-08	Hadd, Gary	DT	Minnesota	1988
Foster, Larry	WR	Louisiana State	2000-02	Hafen, Bernard	E	Utah	1949-50
Fowler, Eric	WR	Southern Mississippi	1978-84	Haggerty, Mike	T	Miami (Fla.)	1973
Fox, Jason	WR	Grand Valley State	2009	Hakim, Az-Zahir	T	San Diego State	2002-04, 06
Fox, Vernon	CB	Miami (Fla.)	2010-	Hall, Alvin	WR	Miami (Ohio)	1981-85, 87
Fralic, Bill	CB	Fresno State	2004-05	Hall, James	DE	Michigan	2000-06
Franklin, Dennis	WR	Pittsburgh	1993	Hall, John	B	Texas Christian	1942-
Frankis, Dennis	WR	Michigan	1975-76	Hall, Ron	B	Hawaii	1994-95
Fredrickson, Rob	LB	Michigan	1979	Hall, Tom	E	Minnesota	1962-63
Freitas, Rockne	LB	Michigan State	1998	Hallcock, Ty	TE/LB	Michigan State	1993-94
French, Barry	T	Oregon State	1968-77	Hamilton, Raymond	K	Arkansas	1939-
Frerotte, Gus	QB	Purdue	1951	Hamilton, Remy	K	Michigan	2005
Fried, Mike	QB	Tulsa	1999	Hamlin, Gene	C	Western Michigan	1952
Frizzell, William	WR	Indiana	1980	Hard, Larry	DE	Appalachian State	1964-77
Frohbose, Bill	DE	North Carolina Central	1984-85	Harkis, Ben	LB	Florida	1987
*Frutig, Edward	B	Miami (Fla.)	1974	*Hanneman, Chuck	E	Michigan Normal	1937-41
Fucci, Dominic	B	Michigan	1945-46	*Hansen, Dale	T	Michigan State	1944; 48-49-46
Fulci, Vincent	B	Kentucky	1955	Hanson, Jason	K	Washington State	1992-
Furness, Steve	S	Virginia Tech	2011	*Harder, Pat	B	Wisconsin	1951-53
Furry, Mike	DT	Rhode Island	1981	Harding, Roger	B	California	2008
Furst, Anthony	WR	Northern Iowa	2006-08	Hardy, James	QB	Southern California	1992
	T	Dayton	1940-41, 44	Harper, Dwayne	CB	South Carolina State	1999
				Harrell, James	LB	Florida	1979-83, 85-86
				Harrington, Joey	QB	Oregon	2002-05
				Harris, Arlen	RB	Virginia	2006
				Harris, Chris	C	Louisiana-Monroe	2011
				Harris, Corey	C	Vanderbilt	2002-03
				Harris, Nick	P	California	2003-10
				Harrison, Chris	G	Virginia	1996-
				Harrison, Jerome	RB	Washington State	2011
				Harrison, Granville	RB	Mississippi State	1942-
				*Hart, Leon	E	Notre Dame	1950-51
				Hartings, Jeff	G	Penn State	1996-00
				Harvey, Maurice	DB	Ball State	1983, 87
				Haverdick, Dave	DE	Morehead State	1970
				Hawner, Spencer	TE	UCLA	2010
				Haye, John	DE	Vanderbilt	1987
				Hayworth, 2002	LB	Tennessee	1990-95
				*Heckers, George	T	Wisconsin	1947-49
				Held, Paul	B	San Jose State	1955-
				Heller, Will	TE	Georgia Tech	2009-
				Helms, John	E	Georgia Tech	1946-
				Hempstead, Hessel	C/G	Kansas	1995-
				Henderson, John	CB	Michigan	1965-67
				Hennigan, John	LB	Tennessee Tech	1973-75
				Henry, Anthony	CB	South Florida	2009
				Henson, Drew	QB	Michigan	2008
				Herron, Aaron	DE	Iowa	2001
				*Hertwig, Craig	G	Georgia	1975-77
				*Hewwood, Ralph	E	Southern California	1947-
				Hickman, Donnie	G	Southern California	1978
				Hickman, Kevin	TE	Navy	1995, 97-98
				Hicks, Ivan	DB	Michigan	1987
				Hicks, LaMarcus	S	Iowa State	2007-08
				Hicks, Mark	L	Arizona	1987
				Hicks, R.W.	E	Humboldt State	1975
				Hightower, Ben	E	Sam Houston	1943-
				*Hilgenberg, Wally	LB	Iowa	1964-66

*Hopp, Harry	B	Nebraska	1940-43	Karstens, George	C	Indiana	1949			
Hopson, Tyrone	G	Eastern Kentucky	2002, 04-05	Kaska, Anthony	B	Illinois Wesleyan	1935			
Hougue, Doug	LB	Syracuse	2011-	Kasper, Kevin	WR	Iowa	2006			
Howard, Billy	DT	Alcorn A&M	1974-76	Kearney, Jim	DB	Prairie View	1965-66			
Howard, Desmond	WR/WR	Michigan	1999-02	*Keene, Robert	CB	Detroit	1943-45			
Howard, William	B	Southern California	1939	Kelley, Brian	DB	Southern California	2008			
Houston, Chris	CB	Arkansas	2010-	Kennedy, Kenoy	S	Arkansas	2005-07			
Hubbard, Marv	FB	Colgate	1977	*Kennedy, William	E	Michigan State	1942, 44			
*Huffman, Vernon	B	Indiana	1937-38	Kenny, Steve	G	Clemson	1986			
*Hughes, Chuck	WR	UTEP	1970-71	Kent, Greg	DT	Utah	1998			
Hunter, Herman	WR	Tennessee State	1986	Kercher, Richard	B	Tulsa	1954			
*Hunter, James	DB	Grambling	1976-82	Kern, Chris	S	Mount Union	2004			
Hunter, Jason	DE	Appalachian State	2009	*Ketzi, Alexander	T	Michigan State	1943			
Hunter, Jeff	DE	Albany State	1990-92	Kidd, John	P	Northwestern	1998			
Hunter, Scott	QB	Alabama	1979	King, Angelo	LB	South Carolina State	1984-87			
Huntley, Richard	RB	Winston-Salem State	2002	King, Eric	CB	Wake Forest	2009-10			
*Hupke, Thomas	G	Alabama	1934-37	King, Horace	RB	Georgia	1975-83			
*Hutchison, Elvin	B	Whittier	1939	Kinzer, Matt	P	Purdue	1987			
I							1942			
Irvin, LeRoy	CB	Kansas	1990	Kipp, James	WR	Montana State	2003-04			
Irvin, Sedrick	RB	Michigan State	1999-01	Kircus, David	DT	Grand Valley State	1997-02			
Isselhardt, Ralph	G	Franklin	1937	Kirschke, Travis	DT	UCLA	1987			
Ivory, Bob	C	Detroit	1947	Kiser, Paul	QB	Wake Forest	1987			
Iwuoma, Chidi	CB	California	2001	Kitna, Jon	G	Central Washington	2006-08			
J, George	QB	Notre Dame	1965	*Kizire, Lee	FB/LB	Wyoming	1937			
J							1947			
Jackson, Cedric	RB	Texas Christian	1991	*Klewicki, Edward	E	Michigan State	1935-38			
Jackson, Ernie	DB	Jackson State	1979	Kmetovic, Peter	B	Stanford	1947			
Jackson, Grady	DT	Knoxville College	2009	Knorr, Lawrence	C	Dayton	1942-45			
Jackson, Lawrence	DE	Southern California	2010-	*Knoo, Sam	G	New Hampshire	1934-36			
Jackson, Tyoka	DT	Penn State	2006	*Kornio, Jeff	QB	Delaware	1979-81			
James, Garry	RB	Louisiana State	1986-88	Kopay, Dave	RB	Washington	1968			
James, John	P	Florida	1982	*Kopcha, Joseph	G	Chattanooga	1936			
*James, June	B	Texas	1985-86	Kosier, Kyle	T	Arizona State	2005			
*James, Tommy	CB	Ohio State	1947	Kostuk, Michael	T	Detroit	1945			
James, William	LB	Western Illinois	2009	*Kowalkowski, Bob	G	Virginia	1966-76			
Jamison, George	LB	Cincinnati	1987-93, 97-98	Kowalkowski, Scott	LB	Notre Dame	1984-01			
Janssen, Jon	WR	Michigan	2009	Kowalski, Bob	FB	Lafayette	1987			
Jarvis, Ray	WR	Norfolk State	1974-78	Kral, Gerald	B	Ohio State	1950			
*Jaszewski, Floyd	WR	Minnesota	1950-51	Kramer, Erik	QB	North Carolina State	1991-93			
Jauron, Dick	DB	Yale	1973-77	*Kramer, Ron	E	Michigan	1965-67			
Jefferson, Shawn	WR	Central Florida	2003	Krieg, Dave	QB	Milton	1994			
Jefferson, William	CB/S	Mississippi State	1941	Kriewaldt, Clint	WR	Wis.-Stevens Point	1992			
Jeffries, Greg	CB	Bucknell	1993-98	Krine, Frank	B	Texas Christian	1945			
Jenkins, Ken	WR	West Virginia	1983-84	*Krol, Joseph	B	Western Ontario	1945			
Jenkins, Leon	CB	Cincinnati	1972	*Krouse, Raymond	B	Maryland	1956-57			
Jenkins, Melvin	CB	Cincinnati	1991-93	*Kuczinski, Bert	E	Pennsylvania	1943			
Jenkins, Walter	E	Wayne State	1955	L						
Jennings, Adam	WR	Fresno State	2008-09	Lake, Antwan	DT	West Virginia	2002			
*Jessie, Ron	WR	Kansas	1971-74	LaLonde, Roger	DT	Muskingum	1964			
Jett, John	WR	Wake Forest	1997-03	Landry, Greg	QB	Massachusetts	1968-78			
Jett, John	T	East Carolina	1997-03	*Lane, Dick	DB	Scottsbluff J.C.	1960-65			
Johnson, Andre	T	Penn State	1997-98	LaRose, Dan	DB	Missouri	1961-63			
Johnson, Bryant	WR	Penn State	2009-10	Larson, Bill	TE	Colorado State	1952-53, 56-64			
Johnson, Calvin	WR	Georgia Tech	2007-	Lary, Yake	LB	Penn State	1973-77			
Johnson, Demetrious	DB	Missouri	1983-86	Laslavic, Jim	T	Tennessee State	1984			
Johnson, Givanni	WR	Michigan	1987	Laster, Don	DB	Clemson	1982-84			
Johnson, Kevin	WR	Syracuse	2009	Latimer, Al	G	Florida	1980			
Johnson, James	B	San Diego State	1985-86	Lawless, Burton	G	Michigan State	1934			
*Johnson, John "Jack"	T	Utah	1934-40	Lay, Russell	QB	Texas	1950-58			
Johnson, Jimmie	TE	Howard	1992-93	Layne, Bobby	B	Manitoba	1947			
*Johnson, John Henry	B	Arizona State	1957-59	Lear, Leslie	DB	Ohio State	1959-72			
Johnson, London	LB	Purdue	2010	LeBeau, Dick	WR	South Carolina State	1983			
Johnson, Levi	DB	Texas A&M	1973-77	Lee, Gary	WR	Georgia Tech	1987-88			
Johnson, Mike	LB	Virginia Tech	1994-95	Lee, Ken	C/G	Washington	1971			
Johnson, Pepper	LB	Ohio State	1996	Lee, Larry	LB	Texas	1963-64			
Johnson, Richard	WR	Colorado	1989-90	Lee, Monte	QB	Tulsa	1947-49			
Johnson, Rick	T	Grand Valley State	1987	*Leforce, Clyde	LB	Oklahoma	2004-07			
Johnson, Rudy	RB	Auburn	2008	Lehman, Teddy	LB	Richmond	2006-08			
Johnson, Troy A.	LB	Oklahoma	1992	Leonard, Tony	DB	Virginia Union	1978-79			
Johnson, Troy D.	WR	Southern	1989	Levy, Deandre	LB	Wisconsin	2009-			
Jolley, Gordon	T	Utah	1972-75	Lewis, Alex	LB	Wisconsin	2004-08			
Jones, A.J.	RB	Texas	1985	Lewis, Dan	HB	Wisconsin	1958-64			
*Jones, Andre	LB	Notre Dame	1992	Lewis, David	TE	California	1984-86			
Jones, David	C/G	Texas	1984-85	Lewis, Eddie	DB	Kansas	1979-80			
Jones, Doug	DB	South Fernando Valley	1979	Lewis, Mark	TE	Texas A&M	1980-88			
*Jones, Elmer	B	Wake Forest	1947-48	Liles, Alva	DT	Boise State	1980			
Jones, James Alex.	B	Union Tennessee	1946	*Liles, Elvin	CB	Oklahoma A&M	1943-45			
Jones, James A.	DT	Northwestern	1999-00	Lincoln, Jeremy	G	Tennessee	2000			
Jones, James R.	FB	Florida	1983-88	Lindon, Luther	C	Kentucky	1944-45			
Jones, Jeff	RB	Texas A&M	1995-96	Linniger, Jack	C	Ohio State	1950-51			
Jones, Jimmie	RB	UCLA	1974	Linn, Jack	G/T	West Virginia	1982-83			
Jones, Kevin	RB	Virginia Tech	2004-07	Lio, Augusto	G	Georgetown	1941-43			
Jones, Ralph	E	Alabama	1946	Little, David	TE	Middle Tennessee State	1991			
Jones, Victor	LB	Virginia Tech	1989-94	Littletton, Jody	LB/LS	Baylor	2003-04			
Jordan, Richard	LB	Missouri Southern	1997-99, 02	Lloyd, Dave	C	Georgia	1962			
Joyce, Matt	G	Richmond	1989	Lockett, Danny	LB	Arizona	1987-88			
Junier, Steve	C	Xavier	1957, 59-61	Logan, Andy	WR	Case Western Reserve	2010			
Jurkiewicz, Walter	C	Indiana	1946	Logan, Stefan	WR	South Dakota	2010-			
K							1962			
Kab, Vyto	TE	Penn State	1987-88	*Lomakoski, John	T	Western Michigan	1962			
Kacmarek, Jeff	DT	Western Michigan	1987	London, Antonio	LB	Alabama	1993-97			
Kamama, Lew	DE	Webster State	1967-68	Long, Chuck	QB	Iowa	1986-89, 91, 94			
*Kane, Rick	RB	San Jose State	1977-83, 85	Long, Ken	G	Purdue	1976			
*Kaporch, Albert	T	St. Bonaventure	1943-45	Long, Robert	LB	UCLA	1959-59			
*Karilivacz, Carl	B	Syracuse	1953-57	*Looney, Joe Don	HB	Oklahoma	1965-66			
Karlis, Rich	P	Cincinnati	1990	Loper, Daniel	G	Texas Tech	2009			
Karpinski, Keith	CB	Penn State	1989	Lovelady, Josh	G	Houston	2002-03			
Karras, Alex	DT	Iowa	1958-62, 64-70	Loverne, David	G	San Jose State	2004-05			
Karras, Ted	G	Indiana	1965	Lowe, Gary	B	Michigan State	1957-64			
				*Lowther, Jackie	B	Detroit	1944			
				Lucci, Mike	B	Tennessee	1965-73			
				Luce, Derrel	LB	Baylor	1980			

Lumpkin, Roy Lusk, Bob Lutz, David Lyght, Todd Lynch, Eric	B C T CB RB	Georgia Tech William & Mary Georgia Tech Notre Dame Grand Valley State	1934 1956 1993-95 2001-02 1992-96	Middleton, Brandon Middleton, David Mike-Mayer, Steve *Mikez, Andrew Miklich, William Milano, Arch Milburn, Darryl Milburn, Glyn Milnichuk, Joe Miller, Blake Miller, John Miller, Prince *Miller, Robert Miller, Terry Mier, Rick Mills, Dick Misko, John Mitchell, Devon *Mitchell, Granville Mitchell, Jim Mitchell, Melvin Mitchell, Pete Mitchell, Scott Mitnick, Frank Mobley, Stacey Mohnring, John Molden, Alex *Monsen, Robert *Monahan, Regis Montgomery, Greg Montgomery, James Montgomery, Wilbert Montier, Mike Mooney, Ed Moore, Alvin *Moore, Denis Moore, Derrick Moore, Herman Moore, Langston *Moore, Paul Moore, William Morlock, John Morrall, Earl *Morris, Glen Morris, Jon Morris, Maurice Morris, Randall Morrison, Don *Morse, Raymond Morton, Johnnie Mosch, James Moss, Martin Moss, Zeffross Mote, Kelly Mott, Steve Mugg, Garvin Mulibach, Don *Munson, Bill Mutilato, Edwin Murakowski, Art Murphy, Matt Murray, Eddie Myers, Leonard Myers, Tom	WR E K B C E DE RB/KR G/T C S CB T LB C QB E DE C TE QB T WR LB C B G P T RB LB RB C RB WR DT E QB E B E C RB T E WR LB C C DT/NT LB T G B T TE K QB QB	Houston Auburn Maryland North Carolina Idaho St. Francis (Pa.) Grambling Stanford North Carolina State Louisiana State Michigan State Georgia Virginia Illinois Notre Dame Pittsburgh Oregon State Iowa Davis-Elkins Virginia State Tennessee State Boston College Utah Oglethorpe Jackson State C.W. Post Oregon Ohio State Ohio State Michigan State Texas A&M Ablene Christian Colorado Texas Tech Arizona State Southern California NE Oklahoma State South Carolina Presbyterian North Carolina Marshall Michigan State Colorado State Holy Cross Oregon Tennessee Texas-Arlington Oregon Southern California Stanford UCLA Alabama State Duke Alabama Texas State Texas A&M Utah State Arizona Northwestern Maryland Tulane Miami (Fla.) Northwestern	2007-08 1955-60 1977 1956-55 1948 1945 1991 1996-97 1987-89 1992 1989-90 2010 1952-58 1970 2004 1981-82 1987 1986-88 1934 1970-77 1977 2001 1994-98 1945 1989 1980 2003 1951 1935-38 1994 1946 1985 1978 1968-71 1985-86 1967-69 1993-94 1991-01 2007-08 1940-41 1939 1940 1958-64 1940 1975-77 2009-11 1988 1979 1935-38, 40 1994-01 1938-39 1968-76 1995-96 1947-49 1983-88 1945 2004- 1968-76 2007-08 1951 2002 1980-91 2003 1965-66
Machurek, Mike Mack, Milton Mackenroth, John *Madarik, Elmer Madison, Anthony Maese, Joe Maggiolo, Chick Magniani, Dante Maier, Bruce *Mains, Gil Majkowski, Don Malinchak, Bill Malone, Robert Mandley, Pete Mann, Errol *Mann, Robert Manual, Marquand *Manzini, Bap *Manzo, Joseph *Margucci, Joseph Markovich, Mark Marion, Brock Maronic, Stephen Marsh, Amos *Martin, James Martin, Robbie Martinez, Glenn Martynovich, Philip Massey, Robert *Matheson, Jack Matheson, Riley Mathews, Ned Mathewson, Morley Matich, Trevor *Matisi, Tony Matson, Ollie Matthews, Aubrey Matthews, Michael Mattiford, John Maves, Earl Maxwell, Bruce Maxwell, Vernon Mazza, Vincent Mazzanti, Jerry McBride, Turk McCall, Reese McCambridge, John McCauley, Marcus *McClung, Willie McCord, Darris McCollum, Andy McCorvey, Kez McCown, Josh *McCoy, Joel McCoy, Mike McCoy, Prentice McCullouch, Earl McDermott, Lloyd McDonald, Brandon *McDonald, James A. McDonald, James Z. McDonald, Keith McDonald, Mike McDonald, Shaun McDonough, Bob McDougle, Stockar McDuffie, George McEroy, Ray *McElhenry, Hugh McGee, Willie McGraw, Mike McGraw, John *McGraw, Thurman McHugh, Sean McIntehny, Donald McInnis, Hugh McKalip, William McKnight, Dennis McKyer, Tim McLemore, Thomas *McLenna, Bruce McMahon, Mike McMakin, John McNeil, Ryan McNorton, Bruce McPhail, Jerris McWilliams, Bill Meade, Mike Melinkovich, Mike *Mello, James Mendenhall, John *Mesak, Richard *Messner, Max Metzelaars, Pete	OB CB CB B CB LS B B B DT T OB E P S WR K E S S C T B G S T FB G WR WR B B RB LB DE DE TE DE CB DE DE C WR QB DT B OB T CB B LS/LB WR DB T DE CB DE C WR QB B DT OB DE CB WR LB DE LB S T S T CB CB HB QB OB DB DB B B E C/G CB CB HB QB OB DB DB B B E C T LB TE	Idaho State Alcorn State North Dakota Detroit Alabama New Mexico Illinois St. Mary's (Calif.) Detroit Murray State Virginia Indiana Fresno State Texas Northern Arizona North Dakota Michigan Florida St. Vincent Boston College Southern California Penn State Nevada North Carolina Oregon State Notre Dame Cal Poly-San Luis Obispo Saginaw Valley State Pacific North Carolina Central Western Michigan Texas Mines UCLA Mathews, California Brigham Young Pittsburgh San Francisco Delta State Georgia Tech Marshall Wisconsin Arkansas Arkansas State (No College) Arkansas Tennessee Auburn Northwestern Fresno State Florida A&M Tennessee Tulane Florida State Sam Houston State Alabama Notre Dame Arizona State Southern California Kentucky Memphis Ohio State Southern California San Jose State Southern California Arizona State California (Pa.) Oklahoma Oklahoma Findlay Eastern Illinois Washington Alcorn State Wyoming Kansas State Colorado A&M Penn State Southern Methodist Missouri Southern Oregon State Drake Texas-Arlington Southern Hillsdale Rutgers Clemson Miami (Fla.) Georgetown (Ky.) East Carolina Iowa Penn State Gray Harbour J.C. Notre Dame Grambling St. Mary's (Calif.) Cincinnati Wabash	1982-85 1994 1993 1945-48 2011 2005 1949 1950 1960-67 1952-61 1995-96 1966-69 2011 1994-97 1984-88 1969-76 1948-49 2009 1978 1945 1947-49 1976-77 2004 1939 1965-67 1951-61 1981-84 2005 1939 1994-95 1943-46 1943-46 1943-46 1940-43 1941 1989 1938-39 1963 1990-96 2003 1941 1948 1970 1985-87 1945-46 1985-86 2009-10 1983-85 1967 2009 1960-61 1955-57 2008 1995-97 2006 1946 1980 1980 1968-73 1950 2010- 1938-39 1985 1989 1992 2007-08 1987 2000-04 1987 2001 1978 1977 2005-06 1950-54 2005-07 1956 1964 1932 1990, 92 1993 1992 1966 2001-04 1975 1993-96 1982-90 1989 1934 1984-85 1967 1949 1980 1945 1960-63 1996-97	*Middleton, Brandon Middleton, David Mike-Mayer, Steve *Mikez, Andrew Miklich, William Milano, Arch Milburn, Darryl Milburn, Glyn Milnichuk, Joe Miller, Blake Miller, John Miller, Prince *Miller, Robert Miller, Terry Mier, Rick Mills, Dick Misko, John Mitchell, Devon *Mitchell, Granville Mitchell, Jim Mitchell, Melvin Mitchell, Pete Mitchell, Scott Mitnick, Frank Mobley, Stacey Mohnring, John Molden, Alex *Monsen, Robert *Monahan, Regis Montgomery, Greg Montgomery, James Montgomery, Wilbert Montier, Mike Mooney, Ed Moore, Alvin *Moore, Denis Moore, Derrick Moore, Herman Moore, Langston *Moore, Paul Moore, William Morlock, John Morrall, Earl *Morris, Glen Morris, Jon Morris, Maurice Morris, Randall Morrison, Don *Morse, Raymond Morton, Johnnie Mosch, James Moss, Martin Moss, Zeffross Mote, Kelly Mott, Steve Mugg, Garvin Mulibach, Don *Munson, Bill Mutilato, Edwin Murakowski, Art Murphy, Matt Murray, Eddie Myers, Leonard Myers, Tom	WR E K B C E DE RB/KR G/T C S CB T LB C QB E DE C TE QB T WR LB C B G P T RB LB RB C RB WR DT E QB E B E C RB T E WR LB C C DT/NT LB T G B T TE K QB QB	Houston Auburn Maryland North Carolina Idaho St. Francis (Pa.) Grambling Stanford North Carolina State Louisiana State Michigan State Georgia Virginia Illinois Notre Dame Pittsburgh Oregon State Iowa Davis-Elkins Virginia State Tennessee State Boston College Utah Oglethorpe Jackson State C.W. Post Oregon Ohio State Ohio State Michigan State Texas A&M Ablene Christian Colorado Texas Tech Arizona State Southern California NE Oklahoma State South Carolina Presbyterian North Carolina Marshall Michigan State Colorado State Holy Cross Oregon Tennessee Texas-Arlington Oregon Southern California Stanford UCLA Alabama State Duke Alabama Texas State Texas A&M Utah State Arizona Northwestern Maryland Tulane Miami (Fla.) Northwestern	2007-08 1955-60 1977 1956-55 1948 1945 1991 1996-97 1987-89 1992 1989-90 2010 1952-58 1970 2004 1981-82 1987 1986-88 1934 1970-77 1977 2001 1994-98 1945 1989 1980 2003 1951 1935-38 1994 1946 1985 1978 1968-71 1985-86 1967-69 1993-94 1991-01 2007-08 1940-41 1939 1940 1958-64 1940 1975-77 2009-11 1988 1979 1935-38, 40 1994-01 1938-39 1968-76 1995-96 1947-49 1983-88 1945 2004- 1968-76 2007-08 1951 2002 1980-91 2003 1965-66
Nardi, Richard Naumoff, Paul Neece, Ryan Nelson, Reed Nelson, Robert Nichols, Mark Ninowski, Jim Niziolek, Bob Noga, Niko *Noppenberg, John Nordin, Jane Nori, Reino Norris, Moran Norris, Ulysses Northcutt, Dennis Nott, Douglass Nowatzke, Tom	B LB LB C C WR QB TE LB TE B WR TE QB FB WR B FB	Ohio State Tennessee UCLA Brigham Young Baylor San Jose State Michigan State Colorado Hawaii Miami (Fla.) Northwestern Illinois Northern Illinois Kansas Georgia Arizona Detroit Indiana	1938 1967-78 2008 1947 1941 1981-87 1960-61 1987 1989-91 1941 1941 2009-10 1937 2008 1979-83 2009 1935 1935 1965-69				
Oates, Brad Oben, Duncan O'Brien, Jim O'Brien, William *Odle, Phil Office, Anthony Ogie, Rick Ogham, Chris *Ogham, Kevin *Olenski, Mitchell Olivo, Brock Oliszewski, John O'Neil, Ed O'Neil, Gill O'Neil, Kevin Opalewski, Edward Orlovsky, Dan	T C WR B E LB CB LB CB T FB FB WR B FB T LB T QB	Brigham Young Dayton Cincinnati (No College) Brigham Young Illinois State Colorado Oregon Middle Tennessee State Alabama Missouri California Penn State Detroit Bowling Green Michigan Northern Connecticut	1978 1941 1973 1947 1968-70 1987 1972 1980 1980-82 1947 1961 1974-79 1935 1998-00 1943-44 2005-08				



Tolson, Greg	G	Nebraska	1987	Reed, Joe	OB	Mississippi State	1974-79
Orvis, Herb	DT	Colorado	1872-77	Reese, Ken	B	Alabama	1947
O'Sullivan, J.T.	OB	California-Davis	2007	Reich, Frank	OB	Maryland	1997-98
Overtun, Don	QB	Fairmont State	1991-92	Reichow, Jerry	E/QB	Iowa	1956-59
Owens, Dan	DE	Southern California	1990-95, 98-99	Rexer, Freeman	E	Tulane	1944
Owens, John	TE	Notre Dame	2002-03, 07-08	Reynolds, Robert	T	Stanford	1937-38
Owens, Steve	DE	Oklahoma	1970-75	Rhodes, Bruce	B	San Francisco State	1978
				Ricardo, Benny	K	San Diego State	1976-79
				"Ricca, James	K	Georgetown	1995
				Rice, Ron	S	Eastern Michigan	1995-01
Paige, Tony	FB	Virginia Tech	1987-89	Rich, Randy	DB	New Mexico	1977
Painter, Carl	LB	Hampton	1988-89	Richards, Curvin	DB	Pittsburgh	1993
Palmer, Ashlee	LB	Mississippi	2010-	Richards, Dave	UCLA	Pittsburgh	1993
Palmer, Paul	LB/WR	Temple	1989	Richards, Perry	E	Detroit	1956
Panciera, Donald	B	San Francisco	1980	Richards, Ray	G	Nebraska	1934
Panelli, John	B	Notre Dame	1949-50	Richins, Aldo	B	Utah	1935
Paolucci, Ben	T	Wayne State	1959	Ricks, Mikhael	TE	Stephen F. Austin	2002-03
Paris, Bubba	T	Michigan	1991	Ritterberg, Richard	E	Michigan	1950
"Parker, Raymond	T	Centenary	1935-36	Riley, Eugene	B	Ball State	1991
Parker, Willie	T	North Texas State	1980	"Riley, Lee	B	Detroit	1995
Parlin, Dave	QB	Utah State	1970	"Richart, Delbert	C	Colorado	1936-37
Parson, Ray	T	Minnesota	1971	Rivers, Ron	RB	Fresno State	1995-99
Parsons, Lloyd	B	Gust. Adolphus	1941	"Robb, Joe	DE	Texas Christian	1968-71
"Patt, Maurice	E	Carnegie Tech	1938	Roberson, Chris	CB	Eastern Michigan	2008
Patterson, Don	QB	Georgia Tech	1977	Roberts, Ray	CB	Virginia	1996
Pavletic, Theodore	DB	Detroit	1941-42	Robertson, Lake	E	Edison	1945
Payton, Eddie	DB	Jackson State	1979	Robinson, Bob	FB	West Texas State	1979-80
Pearson, Dave	G/C	Michigan	2006	"Robinson, John	DB	Tennessee-67	1966-67
Pearson, Kalvin	S	Glabing	2008-09	"Robinson, Jamin	DB	East Carolina	1992
"Pearson, Link	S	Oklahoma	1950	Robinson, Ramzee	CB	Alabama	2007-08
Peerman, Cedric	B	Virginia	2009	Robinson, Shelton	LB	North Carolina	1986-88
Peste, Rodney	QB	Southern California	1989-93	Rockenbach, Lyle	G	Michigan State	1943
Peterman, Stephen	G	Louisiana State	2006-	Rodenhauser, Brett	C	Illinois State	1993-94
Periman, Mark	WR	Miami (Fla.)	1991-96	Rogas, Daniel	G	Tulane	1951
Perry, Gerald	T	California	1954, 56-59	Rogers, Reggie	DE	Washington	1987-88
Pesut, Wally	T	Kentucky	1979-80	Rogers, Charles	WR	Michigan State	2003-05
Pete, Lawrence	NT	Nebraska	1989-93	Rogers, Shaun	DE	Texas	2001-07
Petersen, Floyd	LB	San Francisco State	1963	Rogers, Victor	T	Colorado	2002-05
Peterson, Julian	T	Michigan State	2009-10	"Rogers, William	T	Villanova	1938-40, 44
Peterson, Ken	B	Gonzaga	1936	Roque, Juan	B	Arizona State	1997-99
Pettigrew, Brandon	TE	Oklahoma State	2009-	Roskie, Kenneth	B	East Carolina	1948
Phillips, Jason	WR	Houston	1989-90	Ross, Tim	LB	Bowling Green	1987
Phillips, Randy	S	Miami (Fla.)	2010	Rostedt, Ernest	(No College)	Rice	1957-59
Phlips, John	WR	Eastern Washington	1976	"Rote, Robin	QB	Kansas State	1974
Pickard, Bob	WR	Xavier	1974	Roundtree, Fred	WR	Penn State	1988
Piepul, Milton	B	Notre Dame	1941	Rouse, Stillman	E	Missouri	1940
Pierson, Reggie	DB	Oklahoma State	1976	Rousseau, Michael	P	Pittsburgh	1949
"Pietrosante, Nick	DB	Notre Dame	1959-65	Rowe, Robert	B	Colgate	1934
Pierferrri, Robert	DB	San Jose State	1969	Royals, Mark	P	Appalachian State	1995-96
Pingel, John	DT	Michigan State	1939	Rudick, Rob	TE	Grand Valley State	1982-88
Pinkney, Cleveland	DT	South Carolina	2006	Rubino, Anthony	G	Wake Forest	1943-46
Pinkney, Reggie	DB	East Carolina	1977-78	Rush, Jerry	DT	Michigan State	1965-71
Pinner, Artose	RB	Kentucky	2003-05	"Russ, Albert	T	Tennessee	1944
Plum, Milt	TE	Penn State	1962-67	Russell, Kenneth	T	Bowling Green	1957-59
"Polanski, Alan	QB	Wake Forest	2002-06	Russell, Matt	LB	Colorado	1997-99
Pollard, Marcus	TE	Bradley	1992-94	Ryan, David	B	Hardin-Simmons	1938-40
"Poole, Oliver	DE	Mississippi	1949	"Ryan, Kent	E	Utah State	1958
Porcher, Robert	DE	South Carolina State	2005-06	Rychter, Tom	B	American	1958
Porter, Daryl	CB	Boston College	1987	Ryder, Nick	FB	Miami (Fla.)	1963-64
Porter, Ricky	CB	Slippery Rock State	1982				
Porter, Tracy	WR	Purdue	1981-82				
Potts, Charles	DB	Purdue	1972				
Pratt, Paul	CB	Nebraska-Reno	2010				
Prchlik, John	T	Yale	1949-53				
Preulman, Mervin	G	Michigan	1947-48				
"Price, Harold	T	Hardin-Simmons	1949				
Presnell, Glenn	B	Nebraska	1934-36				
"Price, Charles	E	Texas A&M	1940-41, 45				
Price, Derek	DE	Iowa	1996				
"Price, Ernest	TE	Texas A&I	1973-78				
Pringle, Mike	K	Western Michigan	1987				
Pringle, Alan	K	Rice	1975				
Pridley, Mike	DE	North Carolina	1999-01				
Pritchett, Kelvin	TE	Mississippi	1991-94, 99-04				
Pupunu, Al	DE	Weber State	2000				
"Purefoy, Dave	DE	Eastern Michigan	1978-82				
Pyne, Jim	C	Virginia Tech	1998				
						</	

Sewell, Harley	G	Texas	1953-62	Swider, Larry	P	Pittsburgh	1979
Sheffield, Chris	DB	Albany State	1987	Swilling, Pat	LB	Georgia Tech	1993-94
Shepherd, Jacoby	CB	Oklahoma State	2003	Swinton, Reggie	WR	Murray State	2003-04
*Shepherd, William	B	Western Maryland	1935-40	Sylvan, Paul	TE	Ohio	2007
Shoals, Roger	CB	Maryland	1965-70	*Szakash, Rudy	C	Montana	1938-42
Siebert, Wayne	T	Illinois	1951	*Szynanski, Frank		Notre Dame	1945-47
Sieminski, Chuck	DT	Penn State	1968				
Sigillo, Dominic	T	Xavier	1945				
Silva, Ricardo	S	Hampton	2011-				
Simmons, Dave	LB	North Carolina	1980	Talton, Ty	S	Northern Iowa	1999
Simmons, John	G	Detroit	1945-50	Tassos, Damon	LB	Texas A&M	1945-46
Simon, Jim	G/T	Miami (Fla.)	1963-65	Tatarek, Bob	UCLA	Miami (Ohio)	1972
Simonson, Dave	T	Minnesota	1977	*Tautolo, Terry	RB	Utah State	1981-82, 84
Simpson, Ko	S	South Carolina	2009	*Taylor, Altie	DT	South Carolina	1998-99
Sims, Billy	RB	Oklahoma	1980-84	Taylor, Henry	CB	Southern Illinois	1989-91
Sims, Ernie	LB	Florida State	2008-09	Teal, Jim	LB	Purdue	1973
Sims, Rob	G	Ohio State	2010-	Teany, Larry	C	Wake Forest	1978-79
Singer, Curt	T	Tennessee	1988	Ten Napel, Gerry	LB	Texas A&M	1976-77
Sirkwich, Frank	B	Georgia	1943-44	Tennell, Derrick	TE	Florida	1991
*Sirochman, George	G	Duquesne	1944	Terry, Nat	DT	UCLA State	1978
Skladany, Tom	P	Ohio State	1978-82	Tharpe, Larry	T	Tennessee State	1992-94, 97-98
Slaby, Lou	LB	Pittsburgh	1966	Thomas, Bob	K	Notre Dame	1982
Sloan, David	TE	New Mexico	1995-01	Thomas, Brock	G	Nebraska	1984
Sloan, Dwight	B	Arkansas	1939-40	Thomas, Calvin	WR	Duke	1939-40
Small, John	CB	Citadel	1973-74	Thomas, Corey	DT	Louisiana State	1995-96
Smith, Alphonso	CB	Wake Forest	2010-	Thomas, Henry	RB	UTEP	2008
Smith, Bobby	DE	UCLA	1965-66	Thomas, Marcus	DE	Memphis	1998
*Smith, Corey	CB	North Carolina State	2008-08	Thomas, Marvin	TE	Ohio State	1940-49
Smith, DeAngelo	C	Cincinnati	2003	*Thomas, Russell	B	Texas A&M	1945
Smith, Dwight	CB	Akron	2008	Thompson, James	RB	Oklahoma	1975-76
Smith, Ed	TE	(No College)	1999	Thompson, Bobby	DB	Arizona	1964-68
Smith, Harry	T	Southern California	1940	Thompson, Bobby L.	WR	Clemson	1971-73
Smith, J.D.	HB	Iowa	1964-66	Thompson, Dave	WR	California	1978-81
*Smith, J. Robert	CB	Nebraska State	1949-54	Thompson, Jesse	TE	Oklahoma State	1975-86
Smith, Keith	CB	Central Florida	2004-07	Thompson, Leonard	TE	Fresno State	1983
Smith, Kevin	RB	Nicholls State	1986	Thompson, Marty	LB	Michigan	1997
Smith, Oscar	CB	Missouri	2003	Thompson, Robert	RB	Villanova	1981-83
Smith, Otis	RB	Texas-El Paso	2003-05	Thompson, Vince	LB	Michigan State	2002
Smith, Paul	DB	Alabama State	1987	Thomhill, Josh	DB	East Texas State	1973-75
Smith, Ricky	TE	Texas A&M	1953-54	Thrower, Jim	RB	St. Joseph (Ind.)	1941
Smith, Robert L.	FB	Arizona State	2003	Topor, Ted	DB	NW Missouri State	1992
Smith, Terrelle	DB	Purdue	1980-82	Toussion, Ed	HB	Ball State	1966
Smith, Wayne	B	St. Mary's (Calif.)	1945	Todd, Jim	NT	Bowling Green	1987
Sneddon, Bob	B	Wisconsin	1985	*Tolle, Stuart	B	Bucknell	1941
Snell, Ray	T	Michigan	1950	*Tomasetti, Louis	LB	Southern California	1939
Soboleski, Joseph	C	Wayne State	1978	Tonelli, Anthony	C	Michigan	1995
Sokolowski, John	E	Ohio State	1947-49	Torgeson, LaVern	B	Washington State	1951-54
Souders, Cecil	B	Tulsa	1946	*Tracy, Thomas	C	Tennessee	1956-57
*Spangler, Eugene	T	Michigan State	1940	Travis, Mack	NT	California	1993
*Spellman, Harry	DE	Ohio State	1940	Treadway, John	B	Hardin-Simmons	1949
Spellman, Alonzo	DE	Kansas	1953, 56, 59-61	Trebettich, Ivan	B	St. Mary's (Calif.)	1944-45
Spencer, Oliver	TE	Murray State	1942	Trejo, Stephen	G/TE	Arizona State	1987
Speth, George	DE	Saginaw Valley State	1999	Tressa, Thomas	RB	Davis-Ellkins	1942
Spicer, Paul	LB	Ohio State	1988-95	Triplett, Bill	RB	Miami (Ohio)	1968-72
Spievey, Amari	S	Iowa	2010-	Triplett, Wallace	B	Penn State	1949-50
Spindler, Marc	WR	Pittsburgh	1990-94, 97-98	Tripsion, John	TE	Mississippi State	1941
Stablien, Brian	CB	Ohio State	1998-00	Trippuck, Frank	OB	Notre Dame	1949
*Stacco, Edward	T	Colgate	1947	Truillion, Eric	WR	Florida A&M	1967
Stacy, James	T	Oklahoma	1935-37	Tsoutsoukos, John	C	Stanford	1940
Stafford, Matthew	OB	Georgia	2009-	Tucker, Rex	T	Texas A&M	2006
Staggers, Jon	WR	Missouri	1975	Tuinei, Tom	LB	Hawaii	1980
Stai, Brenden	G	Nebraska	2001	Tulloch, Stephen	DT	North Carolina State	2011-
Standeford, John	WR	Purdue	2008-09	Tully, Darrell	B	East Texas Teachers	1939
Stanley, Richard	WR	San Francisco	1952-55	Turner, Barry	E	Nebraska	1963
Stanley, Walter	WR	Mesa College	1989	Turner, Harold	T	Tennessee State	1954
Stanton, Drew	OB	Michigan State	2007-11	Turner, Vernon	E	Carson-Newman	1993, 95
Starring, Stephen	WR	McNeese State	1988	Tumure, Tom	C/W	Washington	1980-83, 85-86
Steele, Chuck	C	California	1987	Tyler, Maurice	DB	Morgan State	1976
*Steen, James	B	Syracuse	1935-36				
Steffen, Jim	DE	UCLA	1959-60				
Stephens, Hal	DE	East Carolina	1985				
Stevenson, Mark	C/G	Western Illinois	1985	*Uremovich, Emil	T	Indiana	1941-42, 45-46
Stewart, James	RB	Tennessee	2000-03	Uteley, Mike	G	Washington State	1989-91
Stewart, Jim	DB	Tulsa	1979	Uwaezuoke, Iheanyi	WR	California	1999
Stewart, Ryan	WR	Georgia Tech	1998-00				
Stickdon, Clint	B	Cincinnati	2006				
Stits, William	B	UCLA	1954-56				
Stocz, Eric	TE	Westminster (Pa.)	1996-97				
Stokes, Barry	T	Eastern Michigan	2006-07				
*Stokes, Lee	C	Centenary	1937-39				
Stoval, Maurice	WR	Notre Dame	2011				
Stoval, Laurie	WR	Abilene Christian	1947-48				
Stradford, Troy	RB	Boston College	1992				
Strauthers, Tom	DE	Jackson State	1988				
Streets, Tai	WR	Michigan	2004				
Stringer, Rich	T	Michigan	1983-87				
Stringfellow, Joe	T	Mississippi Southern	1942				
Stuart, Roy	TE	Tulsa	1943				
Stuhsitt, Pat	WR	Houston	1961-67				
*Suic, Stephen	B	Illinois	1957				
Suh, Ndamukong	DT	Nebraska	2010-				
Sugar, Leo	E	Purdue	1962				
Sully, Victor	DB	Delaware	1987				
Sunter, Tony	DB	Wichita State	1978				
Summers, Wilbur	DE	Louisville	1977				
Summerall, Pat	E	Arkansas	1952				
Sunter, Ian	K	(No College)	1976				
Supernaw, Kywin	S	Indiana	1998-01				
Swain, Bill	LB	Oregon	1968-69				
Swancutt, Bill	OB	Oregon State	2005-06				
*Sweeten, Karl	OB	Wake Forest	1965-67				
*Swicki, William	E	Columbia	1951-52				



Walters, Rod	G	Iowa	1979	Wyrick, Jimmy	CB	Minnesota	2000-03
Walters, Troy	WR	Stanford	2007				
Walton, Chuck	G	Iowa State	1967-74	Y			
Walton, Larry	WR	Arizona State	1969-76	Yarbrough, Jim	T	Florida	1969-77
*Ward, Elmer	C	Utah State	1935-36	Yepremian, Garo	K	(No College)	1966-67
Ward, Paul	C	Whitworth	1961-62	Young, Adrian	LB	Southern California	1972
Ward, William	G	Washington State	1947-49	Young, Titus	WR	Boise State	2011-
Ware, Andre	QB	Houston	1990-93	Young, Willie	DE	North Carolina State	2010-1995
Warne, Jim	T	Arizona State	1987	Yowarsky, Walter	E	Kentucky	
Warren, Lamont	RB	Colorado	2001-02	Z			
Washington, Dave	LB	Alcorn State	1978-79	Zatkoff, Roger	G	Michigan	1957-58
Washington, Gene	WR	Stanford	1979	*Zawadzkas, Jerry	E	Columbia	1967
Washington, Keith	DE	UNLV	1996	*Zimmerman, Leroy	B	San Jose State	1947
Watkins, Bobby	DB	Southwest Texas State	1982-88	Zolko, Mickey	RB	Auburn	1971-74
Watkins, Larry	RB	Alcorn A&M	1969	*Zuzzio, Anthony	G	Muhenberg	1942
*Watkins, Tom	LB	Alcorn A&M	1962-67				
*Watson, Joseph	C	Rice	1950				
Watt, Joseph	B	Syracuse	1947-48				
Wayne, Nate	LB	Mississippi	2005				
*Weatherall, Jim	T	Oklahoma	1959-60				
Weaver, Charlie	LB	Southern California	1971-81				
Weaver, Herman	P	Tennessee	1970-76				
Webb, Ken	HB	Presbyterian	1958-62				
Weber, Richard	B	St. Louis	1945				
Welch, Herb	DB	UCLA	1990-91				
Weger, Mike	B	Bowling Green	1967-75				
*Weiss, Howard	B	Wisconsin	1939-40				
Welch, Jim	RB	Southern Methodist	1968				
Wells, Mike	DE	Iowa	1994-97				
Wells, Warren	E	Texas Southern	1964				
Wending, John	S	Wyoming	2010-				
Wesley, Dante	CB	Arkansas-Pine Bluff	2010				
West, Charlie	DB	UTEP	1974-77				
Westbrook, Bryant	DB	Texas	1997-01				
Wester, Cleve	RB	Concordia	1987				
*Westfall, Robert	B	Michigan	1944-47				
*Wetterlund, Chet	B	Illinois Wesleyan	1942				
Wheeler, Mark	TE	Kentucky	1987				
*White, Byron	B	Colorado	1940-41				
White, Daryl	G	Nebraska	1974				
White, Dewayne	DE	Louisville	2007-09				
White, Marvin	S	Texas Christian	2009				
White, Sheldon	CB	Miami (Ohio)	1990-92				
White, Stan	LB	Ohio State	1980-82				
White, Wilbur	HB	Colorado A&M	1936				
White, William	S	Ohio State	1988-93				
Whited, Mike	S	Pacific	1980				
Whitlow, Bob	C/G	Arizona	1961-65				
Whitsell, Dave	DB	Indiana	1958-60				
*Wiatrak, John	C	Washington	1939				
Wichert, Tom	T	Washington State	1977				
*Wickett, Lloyd	T	Oregon State	1943, 46				
Widell, Doug	B	Boston College	1994-95				
*Wiese, Robert	B	Michigan	1947-48				
Wiethe, John	G	Xavier	1939-42				
Wilder, James	RB	Missouri	1990				
Wilkinson, Dan	DT	Ohio State	2003-05				
Williams, Allen	RB	Maryland	1995				
Williams, Bobby	DB	Central State (Okla.)	1969-71				
Williams, Brian	LB	Southern California	2001-03				
Williams, Corey	DT	Arkansas State	2010-				
Williams, Derrick	WR	Penn State	2009-10				
Williams, Eric M.	DT	Washington State	1984-89				
Williams, Eric T.	DB	North Carolina State	1987				
Williams, Gardner	DB	St. Mary's (Calif.)	1984				
Williams, Jack	CB	Kent State	2009-10				
Williams, James	WR	Marshall	2003				
Williams, Jimmy	LB	Nebraska	1982-90				
Williams, Kelland	RB	Louisiana State	2011-				
Williams, Michael	WR	Northeastern	1989				
Williams, Mike	WR	Southern California	2005-06				
Williams, Ray	WR	Washington State	1980				
Williams, Rex	C	Texas Tech	1945				
Williams, Roy	WR	Texas	2004-08				
Williams, Sam	DE	Michigan State	1960-65				
Williams, Scott	DB	Georgia	1988-89				
Williams, Walt	DB	New Mexico State	1977-81				
*Wilson, Camp	B	Tulsa	1946-49				
Wilson, Stanley	CB	Stanford	2005-08				
Winkler, Randy	E	Tarleton State	1967				
Winslow, Robert	T	Southern California	1940				
Witherspoon, Brian	CB	Stillman	2009				
Witkowski, John	QB	Columbia	1984, 88				
Witte, Mark	TE	North Texas State	1987				
*Woit, Richard	B	Arkansas State	1955				
*Wojciechowicz, Alex	G	Fordham	1938-46				
Wornack, Bruce	DT	West Texas State	1951				
*Woodcock, John	DT	Hawaii	1978-80				
Woodley, Richard	CB	Texas Christian	1996				
Woods, Jerry	DB	Northern Michigan	1989				
Woods, LaVar	LB	Iowa	2005				
Woods, Larry	DT	Tennessee State	1971-72				
Woods, Robert	WR	Grambling	1973				
Woody, Damien	G	Boston College	2004-07				
Woolfolk, Butch	RB	Michigan	1987-88				
Word-Daniels, Jahi	CB	Georgia Tech	2009				
Wright, Eric	CB	Nevada-Las Vegas	2011				
Wright, John	WR	Illinois	1969				
Wright, Doug	DB	Tulsa	1973-74				
Wyche, Sam	QB	Furman	1974				
Wynn, Dexter	CB	Colorado State	2008				



LIONS OVERTIME AND PRIMETIME GAMES

LIONS OVERTIME GAMES

Date	Opp	Score	Time	Scoring Play
11/23/75	at KC	L 21-24	9:16	D. Stenerud 26 yd. Field Goal
11/27/80	CHI	L 17-23	14:39	D. Williams, 95 yd kickoff return (0:21)
11/20/83	at GB	W 23-20	6:30	E. Murray, 37 yd. Field Goal
9/9/84	at Atl	W 27-24	9:54	E. Murray, 48 yd. Field Goal
10/14/84	TB	W 13-7	10:26	L. Thompson 37 yd. pass from G. Danielson
11/4/84	PHI	T 23-23		
11/24/85	at TB	L 16-19	2:29	D. Igwebuike 24 yd. Field Goal
10/11/87	at GB	W 19-16	2:34	M. Prindle 31 yd. Field Goal
10/30/88	NYG	L 10-13	13:47	P. McFadden 33 yd. Field Goal
10/29/89	at GB	L 20-23	12:46	C. Jackie 38 yd. Field Goal
11/4/90	WAS	L 38-41	2:50	C. Lohmiller 31 yd. Field Goal
12/2/90	at Chi	L 17-23	4:08	N. Anderson 50 yd. pass from J. Harbaugh
12/22/91	at Buf	W 17-14	4:23	E. Murray, 21 yd. Field Goal
9/12/93	at NE	W 19-16	3:56	J. Hanson, 38 yd. Field Goal
9/4/94	ATL	W 31-28	9:46	J. Hanson, 37 yd. Field Goal
9/19/94	at Dal	W 20-17	:32	J. Hanson, 44 yd. Field Goal
10/30/94	at NYG	W 28-25	8:17	J. Hanson, 24 yd. Field Goal
10/22/95	at Was	L 10-36	11:19	D. Green, 7 yd. interception return
10/19/97	NYG	L 20-26	13:20	C. Calloway, 68 yd. pass from Danny Kanell
9/13/98	CIN	L 28-34	12:54	S. Sawyer, 53 yd. interception return
11/9/98	PIT	W 19-16	12:08	J. Hanson, 42 yd. Field Goal
10/20/02	CHI	W 23-20	10:12	J. Hanson, 48 yd. Field Goal
11/24/02	at Chi	L 17-20	8:58	R. Edinger, 40 yd. Field Goal
12/8/02	at Arz	L 20-23	10:48	D. Gramatica 42 yd. Field Goal
11/14/04	at Jax	L 17-23	9:32	C. Smith 36 yd. pass from David Garrard
10/30/05	CHI	L 13-19	8:43	C. Tillman 22 yd. interception return
12/11/05	at GB	L 13-16	9:43	R. Longwell 28 yd. Field Goal
9/16/07	MIN	W 20-17	8:55	J. Hanson, 37 yd. Field Goal
11/7/10	NYJ	L 40-23	12:42	N. Folk 30-yard Field Goal
12/19/10	at TB	W 23-20	9:51	D. Rayner 34-yard Field Goal
9/25/11	at Min	W 26-23	13:01	J. Hanson 32-yd Field Goal

LIONS OVERTIME GAMES

Home	G	W	L	T	Pct.
Home	13	5	7	1	.423
Road	18	9	9	0	.500
Total	31	14	16	1	.451

HOW THE GAMES ENDED

Result	G	FG	Pa	Ru	Int	KR
Win	14	13	1	0	0	0
Loss	16	9	3	0	3	1
Tie	1	-	-	-	-	-
Totals	31	22	4	0	3	1

OVERTIME GAMES VS. OPPONENTS

Team	Overall					Home					Road					Last OT Game
	G	W	L	T	Pct.	G	W	L	T	Pct.	G	W	L	T	Pct.	
Arizona	1	0	1	0	0.000	0	0	0	0	0.000	1	0	1	0	0.000	12/8/02 at Arz
Atlanta	2	2	0	0	1.000	1	0	0	0	0.000	1	2	0	0	1.000	9/9/84 at Atl
Buffalo	1	0	0	1	0.000	0	0	0	1	0.000	1	0	0	1	0.000	12/22/91 at Buf
Chicago	5	1	4	0	.200	1	0	0	0	0.000	4	1	3	0	.250	10/30/05 vs. Chi
Cincinnati	1	0	1	0	0.000	0	1	0	0	1.000	1	0	1	0	0.000	9/13/98 vs. Cin
Dallas	1	1	0	0	1.000	0	0	0	0	0.000	1	1	0	0	1.000	11/14/04 at Dal
Green Bay	4	2	2	0	.500	0	0	0	0	0.000	2	2	0	0	1.000	12/11/05 at GB
Jacksonville	1	0	1	0	0.000	0	0	0	0	0.000	1	0	1	0	0.000	11/14/04 at Jax
Kansas City	1	0	1	0	0.000	0	0	0	0	0.000	1	0	1	0	0.000	11/23/75 at KC
Minnesota	2	2	0	0	1.000	1	0	0	0	0.000	1	2	0	0	1.000	9/25/11 at Min
New England	1	1	0	0	1.000	0	0	0	0	0.000	1	1	0	0	1.000	9/12/93 at NE
New York Giants	3	1	2	0	.333	2	2	0	0	1.000	1	0	1	0	.000	19/19/97 vs. NYG
New York Jets	1	1	0	0	1.000	0	1	0	0	0.000	1	1	0	0	1.000	11/7/10 vs. NYJ
Philadelphia	1	0	1	0	0.000	0	0	1	0	0.000	1	0	1	0	0.000	11/4/84 vs. Phi
Pittsburgh	1	0	1	0	0.000	0	0	0	0	0.000	1	0	0	0	0.000	11/26/98 vs. Pit
Tampa Bay	3	2	1	0	.667	1	0	0	1	0.000	2	2	0	0	1.000	12/19/10 at TB
Washington	2	0	2	0	0.000	0	1	0	0	0.000	2	0	2	0	0.000	10/22/95 at Was
Totals	30	13	16	1	.450	5	7	1	8	9	0	0	0	0	0.000	12/19/10 at TB

MONDAY NIGHT RESULTS

Date	W-L	Score	Opponent	Attendance
10/5/70	W	28-14	Chicago	58,210
12/14/70	W	28-23	at Los Angeles Rams	79,441
9/20/71	L	13-16	Minnesota	54,418
11/7/71	T	14-14	at Green Bay	47,961
10/16/72	L	23-24	Green Bay	54,418
10/30/72	L	24-28	at Dallas	65,378
10/1/73	W	31-6	Atlanta	54,418
10/14/74	W	17-13	San Francisco	49,756
10/6/75	L	10-36	Dallas	79,784
10/19/81	W	48-17	Chicago	71,273
12/6/82	L	13-28	New York Jets	79,361
11/7/83	W	15-9	New York Giants	68,985
12/5/83	W	13-2	Minnesota	79,169
12/10/84	L	3-24	Los Angeles Raiders	66,710
12/15/86	L	13-16	Chicago	75,602
12/28/92	L	31-38	Los Angeles Raiders	72,190
12/10/94	L	6-24	at San Francisco	35,907
9/19/94	W	20-17ot	at Dallas	64,102
9/25/95	W	27-24	San Francisco	76,236
12/4/95	W	27-7	Chicago	77,230
11/11/96	L	21-27	at San Diego	60,425
12/23/96	L	14-24	at San Francisco	61,921
9/28/98	W	27-6	Tampa Bay	74,724
12/14/98	L	13-35	at San Francisco	68,585
10/8/01	W	0-35	St. Louis	77,765
10/10/11	W	24-13	Chicago	67,861

LIONS MONDAY NIGHT RECORDS

Totals	G	W	L	T	Pct.
Home	18	10	8	0	.555
Road	8	2	5	1	.250
Total	26	12	13	1	.461

MONDAY NIGHT GAMES VS. OPPONENTS

Team	Home					Road					Last MNF Game
	G	W	L	T	Pct.	G	W	L	T	Pct.	
Atlanta	1	1	0	0	1.000	1	0	0	0	0.000	10/11/73 vs. Atl
Chicago	5	4	1	0	.800	4	1	0	0	0.000	10/10/11 vs. Chi
Dallas	3	1	2	0	.333	0	1	0	1	0.500	9/19/94 at Dal
Green Bay	2	0	1	1	.250	0	1	0	0	1.000	10/16/72 vs. GB
Minnesota	2	1	0	0	.500	1	1	0	0	1.000	12/5/83 vs. Min
New York Giants	1	1	0	0	1.000	0	0	0	0	0.000	11/7/83 vs. NYG
New York Jets	1	0	1	0	.000	0	1	0	0	1.000	12/6/82 vs. NYJ
Oakland	2	0	2	0	.000	0	2	0	0	0.000	12/10/90 vs. LARd
St. Louis	2	1	0	0	.500	0	1	0	0	1.000	10/8/01 vs. StL
San Diego	1	0	1	0	.000	0	0	0	0	0.000	11/11/96 at SD
San Francisco	5	2	3	0	.400	2	0	0	0	0.000	12/14/98 at SF
Tampa Bay	1	2	0	0	1.000	1	0	0	0	0.000	9/28/98 vs. TB
Totals	26	12	13	1	.461	10	8	2	5	1	10/10/11 vs. Chi

OTHER PRIMETIME RESULTS

Date	TV	Day	W-L	Score	Opponent	Attendance
12/11/76	ABC	Sat	L	17-20	Los Angeles Rams	73,470
12/17/77	ABC	Sat	L	21-30	Minnesota	78,452
9/23/90	TNT	Sun	L	20-23	at Tampa Bay	55,075
12/16/90	ESPN	Sun	W	38-21	Chicago	67,759
10/15/92	TNT	Thurs	L	14-31	at Minnesota	52,816
10/31/93	TNT	Sun	W	30-27	at Minnesota	53,428
11/13/94	ESPN	Sun	W	14-9	Tampa Bay	59,814
12/25/94	ESPN	Sun	L	20-27	at Miami	70,980
12/8/96	ESPN	Sun	L	22-24	Minnesota	46,043
11/27/97	ESPN	Sun	L	10-20	at Green Bay	60,126
12/7/97	ESPN	Sun	L	30-33	at Miami	72,266
10/15/98	ESPN	Thurs	W	27-20	Green Bay	77,932
11/15/98	ESPN	Sun	W	26-3	Chicago	63,152
10/31/99	ESPN	Sun	W	20-3	Tampa Bay	63,135
10/19/00	ESPN	Thurs	W	28-14	at Tampa Bay	65,557
11/30/00	ESPN	Thurs	L	17-24	at Minnesota	64,214
12/11/05	ESPN	Sun	L	13-16ot	at Green Bay	70,019
12/4/11	NBC	Sun	L	17-31	at New Orleans	73,042

LIONS OTHER PRIMETIME RECORDS

Home	G	W	L	T	Pct.
Home	8	5	3	0	.625
Road	10	2	8	0	.222
Totals	18	7	11	0	.389

OTHER PRIMETIME RECORDS VS. OPPONENTS

Team	Home					Road					Last Game
	G	W	L	T	Pct.	G	W	L	T	Pct.	
Chicago	2	2	0	0	1.000	2	0	0	0	0.000	11/15/98 vs. Chi (Sun)
Green Bay	3	1	2	0	.333	1	0	0	0	0.000	12/11/05 at GB (Sun)
Miami	2	0	2	0	.000	0	0	0	0	0.000	12/7/97 at Mia (Sun)
Minnesota	5	1	4	0	.200	0	2	0	1	.250	11/30/00 at Min (Thurs)
New Orleans	1	0	1	0	.000	0	0	0	0	0.000	01/24/11 at NO (Sun)
St. Louis	1	0	1	0	.000	0	1	0	0	1.000	01/21/76 vs. LARd (Sat)
Tampa Bay	4	3	1	0	.750	2	0	0	1	.000	10/19/00 at TB (Thurs)
Totals	17	7	10	0	.412	5	3	2	7	0	12/11/05 at GB (Sun)

LIONS OVERALL PRIMETIME RECORDS

Team	Home					Road					Last Game
	G	W	L	T	Pct.	G	W	L	T	Pct.	
MNF	28	12	13	1	.461	10	8	0	2	.800	10/10/11 vs. Chi
Sunday Night	12	5	7	0	.417	4	1	0	0	.250	12/4/11 at NO
Saturday Night	4	2	2	0	.500	1	0	0	1	.000	11/30/00 at Min
Thursday Night	2	0	2	0	.000	0	2	0	0	1.000	12/17/77 vs. Min
Totals	44	19	24	1	.432	15	11	0	4	13	12/4/11 at NO



FORD FIELD

Ford Field, home of the Detroit Lions, is one of the premiere sports and entertainment stadiums in the world, and that fact has been proven over and over again the past few years with such high-profile international events like Super Bowl XL.

Every event at Ford Field impacts the city of Detroit beyond the event itself inside the stadium. For example, by hosting the Super Bowl in Detroit, Ford Field stood as the centerpiece to an over \$260 million economic impact on Metro Detroit.

And none of that would have been made possible without the vision and investment made by Lions Owner and Chairman William Clay Ford and the Ford family to not only construct a fine football stadium but an unrivaled sports and entertainment venue.

HOME FOR FOOTBALL

More than just a host site for the Super Bowl XL in 2006, few stadiums in the country hold a football schedule as aggressive as Ford Field. Football championships have been held at virtually every level ranging from youth football to the Super Bowl.

2012 FALL FOOTBALL EVENTS

- 10 Lions home games, including the second prime time ESPN MNF game in two years and the Lions 73rd Thanksgiving Day Classic
- 15th annual Little Caesar's Pizza Bowl
- MAC Football Championship
- MHSAA High School State Championship
- Detroit Public School Championship
- High School Catholic League Championship
- Annual Detroit PAL Football Championships

SUPER BOWL XL RECAP

In 2006, Ford Field and Metro Detroit sparked as the international sports community converged for the NFL's championship game.

"Much changed for the city of Detroit in 25 years since the Super Bowl was played there last," said former NFL Commissioner Paul Tagliabue. "The energy of the city and the revival of downtown Detroit are evident. Detroit was a wonderful host and the hospitality exceeded expectations."

"From the media center and NFL headquarters at GM World Headquarters and the Renaissance Center, to the NFL Experience at Cobo Center, to the events at some of downtown's historic theatres, to the game at Ford Field, our fans, teams, business partners and media enjoyed their Super Bowl experience in Detroit."

NCAA CHAMPIONSHIPS

The 2009 NCAA Men's Basketball Final Four reached new heights in 2009 year as Ford Field served as the host site for one of the year's biggest sporting events. It capped off two years of setting new standards for the men's basketball championships, which included attendance records for the Final Four, National Championship and preliminary rounds.

2009 MEN'S NCAA FINAL FOUR

The 2009 Men's Basketball Final Four finalized a process that included six years of planning with the ultimate goal of delivering a Final Four like no other, and the NCAA, Ford Field and the city of Detroit did just that. The cornerstone to the championship at Ford Field was the center stadium court and seating configuration that included customized risers and, for the first time, designated student sections. On the court, the Final Four featured Michigan State defeating Connecticut, 82-73, and North Carolina defeating Villanova, 83-69 in the National Semifinals. In the National Championship, North Carolina ousted Michigan State, 89-72, to claim the NCAA title.

The weekend kicked off as the Final Four Friday drew a record crowd with nearly 30,000 in attendance. The games were expected to establish new records, and they delivered. The National Semifinals set an all-time record with 72,456 fans, and the National Championship upped that amount when it drew 72,992. Overall, 145,378 fans attended the Final Four, which also set a new record.

Although the primary focus of Final Four weekend was on the student athletes, the festivities surrounding the event lived up to downtown Detroit. The ancillary events, like Hoops City, also drew record crowds over the five-day period. The NCAA and the Detroit Local Organizing Committee worked together on several community outreaches, which include a new legacy program. In the Detroit community, new early learning and literacy centers were opened. All of this was made possible by the vision of Ford Field and the NCAA to take this event to new levels. In the end, the Final Four generated an estimated \$30-50 million impact on the city of Detroit.



FORD FIELD LIONS ATTENDANCE RECORDS

Rk	Date	Opponent	Attendance
1	10/10/11	Chicago	67,861
2	11/24/11	Green Bay	66,263
3	12/11/11	Minnesota	63,988
4	11/20/11	Carolina	63,633
5	10/23/11	Atlanta	63,625
6	11/22/07	Green Bay	63,257
7	11/25/04	Indianapolis	63,107
8	10/17/04	Green Bay	62,938
9	12/9/07	Dallas	62,759
10	11/7/04	Washington	62,657

FORD FIELD ATTENDANCE RECORDS

Detroit Lions:	67,861
Chicago vs. Detroit; October 10, 2011	
Super Bowl XL:	68,206
Seattle vs. Pittsburgh; February 5, 2006	
Motor City Bowl:	60,624
Purdue vs. Central Michigan; December 26, 2007	
all-time Motor City Bowl Record	
MAC Championship:	25,483
Central Michigan vs. Ohio; November 30, 2006	
Basketball:	79,128
Kentucky vs. Michigan State; December 13, 2003	
College basketball attendance record	
Wrestlemania 23:	80,103
April 1, 2007; second-largest all-time Wrestlemania crowd	
Ford Field all events record	
2008 NCAA Midwest Regional Final:	57,563
March 30, 2008; preliminary round single-game record	
2008 NCAA Midwest Regionals:	114,591
March 28 and 30, 2008; preliminary rounds record	
2009 NCAA Final Four National Semifinals:	72,456
April 4, 2009; NCAA record	
2009 NCAA Final Four National Championship:	72,448
April 6, 2009; NCAA record	
2009 NCAA Final Four:	145,591
April 4 & 6, 2009; NCAA record	
2010 NCAA Frozen Four National Semifinals:	34,954
April 8, 2010; NCAA record	
2010 NCAA Frozen Four National Championship:	37,592
April 10, 2010; NCAA and World Indoor Hockey records	
2010 NCAA Frozen Four:	72,546
April 8 & 10; NCAA Record	

2008 MIDWEST REGIONALS

Midwest Regionals, which included the Sweet Sixteen and Elite Eight rounds, were held March 28 and 30 in downtown Detroit for the first time as well, and both sessions set new preliminary rounds attendance records with 57,028 and 57,563 respectively for each session. A record of 114,591 was also established for both sessions. The excitement for the Midwest Regional was evident when 50,000 tickets were sold prior to the announcement of the 65-team tournament. Teams in the regional included Kansas (1 seed), Wisconsin (3), Davidson (10 seed) and Villanova (12 seed). Davidson upset Wisconsin, 73-56, in the first game and Kansas defeated Villanova, 72-57, in the second game. The regional title was claimed by Kansas with a win over Davidson, 59-57, in a game that came down to the final seconds. The previous attendance record for a single Regional game was 42,519. That mark was set at the Michigan State vs. Kentucky game in St. Louis' Trans World Dome in 1999.

NCAA HOCKEY

In 2010 Ford Field elevated collegiate hockey to an all-time level when it hosted the NCAA Men's 2010 Frozen Four. In an area that shows great support annually for college hockey and several Division I programs in the state of Michigan, Ford Field, which was the largest stadium ever to host the Frozen Four, proved the ideal venue to provide access to more fans of college hockey's version of the Final Four than ever before.

For both the National Semifinals and National Championship,

the crowds that gathered set new NCAA records and new world records for an indoor hockey game. Overall, approximately 19,000 fans experienced the Frozen Four weekend than ever before. The first night of the Frozen Four, the National Semifinals, commenced as Ford Field established a new attendance record of 34,954. Wisconsin defeated Rochester Institute of Technology 8-1 and Boston College upended Miami 7-1. In the National Championship game, Boston College claimed the NCAA title by shutting out Wisconsin in front of a record crowd of 37,592. In total, 72,546 fans watched the Frozen Four at Ford Field.

A LOOK AT THE PAST

On November 16, 1999, a new era in Detroit Lions' history began when the team officially launched the construction of its new downtown Detroit stadium. In 2002, the Lions and the city of Detroit unveiled one of the most impressive sports and entertainment venues ever built.

The Lions' downtown home is an incomparable 64,500-seat facility that includes a giant glass wall, revealing the picturesque Detroit skyline, and the old Hudson's Warehouse, originally built in 1920. The massive project encompasses a total of 1.85 million square feet of development.

The old Hudson's Warehouse, a major cornerstone of Ford Field, houses most of the stadium luxury seats, pressbox, restaurants, food courts, lounge areas, banquet facilities, entertainment venues and commercial space. The inclusion of the warehouse into the stadium project allows the sightlines at Ford Field to be among the very best in the NFL. In fact, even the locker room facilities have been built in the basement of the seven-story historic Detroit structure.

Detroit played its first home preseason game at Ford Field Saturday, August 24, 2003 against the Pittsburgh Steelers. Almost one month later, the Lions celebrated the inaugural regular season game at Ford Field Sunday, September 22 when they played host to their long-time divisional rival, the Green Bay Packers. The 2002 home opener marked the return of the Lions to downtown Detroit for the first time since 1974.

Following this grand opening event and the Lions' first regular season game, Ford Field's first concert was October headlined by the rock-and-roll legends, the Rolling Stones. At Super Bowl XL, the Rolling Stones returned to headline the NFL's halftime show.

Not only has Ford Field impressed the NFL owners, but it has also made an impact on the NCAA to name the stadium the site of the 2009 NCAA Men's Basketball Final Four. Ford Field also hosted Men's Basketball Midwest Regional Finals in 2008. In addition to the men's basketball championship, the NCAA returned in 2010 as Ford Field presented the Men's Hockey Frozen Four.

In April 2007, Ford Field expanded its portfolio when it hosted one of the biggest sports entertainment events of the year when the WWE's Wrestlemania extravaganza rolled into town. The event set a Ford Field record with 80,103 in attendance and it was the second-highest tally in the 23-year history of the event behind Wrestlemania III (93,173) held at the Pontiac Silverdome. Wrestlemania 23 at Ford Field included fans from 23 different countries, including all 50 states and nine Canadian provinces. Wrestlemania was the highest grossing one-day live event in WWE history, and holding the event at Ford Field helped pump an estimated \$25 million into the local economy.

Besides events like the NCAA Final Four, Midwest Regionals and Frozen Four, Ford Field has also hosted prominent motorsports events, including the Monster Jam monster truck series for the past three years and the AMA Amp'd Mobile Supercross series.

Ford Field began as a construction phenomenon on multiple fronts, and is now a crowning jewel of new stadiums in the NFL and Detroit's downtown entertainment district. The stadium's impact will continue to grow as Ford Field plays host to football games, sports and entertainment events, tradeshow and concerts.

PAST EVENTS

2002

- **Aug. 22:** Lions held first practice at Ford Field.
- **Aug. 24:** First preseason game at Ford Field. Lions fall to the Pittsburgh Steelers 34-22.
- **Sept. 5:** Impact at Ford Field, the annual Children's Center fundraiser, marked the first non-football event that took place in the new stadium. Founded in 1929, The Children's Center provides 28 interrelated programs to approximately 7,000 children and families in Detroit.
- **Sept. 22:** Lions hosted the Green Bay Packers in the Inaugural Game at Ford Field. The Lions fell to the Packers 37-31.
- **Sept. 29:** The Lions won their first game at Ford Field as they defeated the New Orleans Saints 26-21.
- **Oct. 12:** Legendary band the Rolling Stones headlined the first concert at Ford Field. Pop band No Doubt played the night's opening act.

- **Nov. 28:** The Lions hosted the first Thanksgiving Day game at Ford Field vs. the New England Patriots. The game served as the 63rd installment of the historic holiday series and the first Thanksgiving Day Game in downtown Detroit since 1974.

- **Dec. 26:** The Motor City Bowl held at Ford Field for the first time in bowl game's six-year history. Boston College defeated Toledo 51-25.

2003

- **July 12-13:** Detroit rap star Eminem performed back-to-back sold-out shows of 45,000 at Ford Field.
- **Aug. 31:** Ford Field hosted 1st annual Ford Detroit Football Classic that features two historically black colleges, Alabama State and Florida A&M. The game drew a crowd of 54,500 as Alabama State defeated Florida A&M 38-22.

- **Dec. 12:** Ford Field held its first-ever basketball game, Basketbowl, between host Michigan State and Kentucky. The game set the college basketball attendance record at 79,129. Michigan State fell to Kentucky 79-74.

- **Dec. 26:** Bowling Green defeated Northwestern 28-24 in the second Motor City Bowl played at Ford Field. The crowd of 51,286 was the largest in the seven-year history of the annual bowl game.

2004

- **Sept. 4:** Alabama State defeated Howard 27-12 in 2nd annual Ford Detroit Football Classic.

- **Dec. 2:** For the first time, the Mid-American Conference (MAC) held football championship title game at Ford Field. Toledo defeated Miami 35-27.

- **Dec. 27:** Connecticut defeated Toledo 39-10 in the third Motor City Bowl held at Ford Field. MVP of that game was former Lions quarterback Dan Orlovsky.

2005

- **Sept. 3:** Hampton defeated Jackson State 20-7 in 3rd annual Ford Detroit Football Classic.

- **Nov. 25-26:** MHSAA played its football championships at Ford Field for first time.

- **Dec. 1:** Akron defeated Northern Illinois in MAC Football Championship.

- **Dec. 26:** In fourth Motor City Bowl at Ford Field, Memphis defeated Akron 28-21.

2006

- **Feb. 5:** Super Bowl XL was played at Ford Field between the Pittsburgh Steelers and Seattle Seahawks. The Steelers defeated the Seahawks 21-10 in front of 68,206, Ford Field's largest football crowd.

- **Mar. 4:** Monster Jam monster truck series was held for first time at Ford Field.

- **Aug. 26:** Kenny Chesney holds a sold-out show, "The Road and the Radio" Super Show, at Ford Field.

- **Nov. 30:** Central Michigan defeated Ohio in MAC Championship (third time championship game has been played at Ford Field).

- **Dec. 26:** In fifth Motor City Bowl at Ford Field, Central Michigan defeated Middle Tennessee State 31-10.

2007

- **Jan. 20:** Monster Jam returned to Ford Field for its second appearance.

- **Apr. 1:** Ford Field hosted WWE Wrestlemania 23 in front of crowd of 80,103 (Ford Field all-events record).

- **Apr. 21:** A stop on the Amp'd Mobile World Supercross GP/Amp'd Mobile AMA Supercross series took place at Ford Field for the first time.

- **Aug. 18:** For the second year in a row, Kenny Chesney held a sold-out show, Flip-Flop Summer Tour, at Ford Field.

- **Dec. 1:** Central Michigan claimed its second-straight MAC Championship by defeating Miami 35-10.

- **Dec. 26:** A new attendance record was set for the Motor City Bowl when 60,624 were on hand to watch Purdue take down Central Michigan 51-48. The Boilermakers were victorious when they hit a field goal when time expired.

2008

- **Mar. 28:** A preliminary round attendance record (57,028) was set during the NCAA Men's Basketball Midwest Regional. Davidson defeated Wisconsin, 73-56, and Kansas defeated Villanova, 72-57.

- **Mar. 30:** A new Regionals attendance record (57,563) was set during the NCAA Men's Basketball Regional Finals when Kansas, the eventual national champions, earned a berth to the Final Four by edging out Davidson 59-57.

- **Aug. 2:** Kenney Chesney visited Ford Field for third-consecutive year with "Poets and Pirates" Tour.

- **Nov. 18:** Music and entertainment icon, Madonna, performed at Ford Field for the first time.

- **Dec. 5:** Buffalo defeated Ball State 42-24 in fifth Marathon MAC Championship played at Ford Field.

- **Dec. 26:** Florida Atlantic defeated Central Michigan 24-21 in the Motor City Bowl.

2009

- **Apr. 3:** Ford Field hosted NCAA Men's Basketball Final Four Friday, the annual public practice session for schools competed in Final Four. A record crowd of 30,000 was set for event.

- **Apr. 4:** NCAA Men's Basketball Final Four National Semifinals are played. In the first game, Michigan State defeated Connecticut 82-73.



- In the second game, North Carolina defeated Villanova 83-69. Ford Field set attendance record with a total of 72,456 for both sessions.
- **Apr. 6:** North Carolina defeated Michigan State 89-72 in the NCAA Men's Basketball National Championship. A record crowd of 72,992 was in attendance for the national title game. Ford Field also set the attendance record for Final Four weekend with a total of 146,378 fans for the National Semifinals and National Championship games.
 - **Aug. 22:** For the fourth-straight year, Kenny Chesney played at Ford Field as his Sun City Carnival Tour stopped in downtown Detroit.
 - **Nov. 26:** Lions hosted the Green Bay Packers in the franchise's 70th Thanksgiving Day Game.
 - **Dec. 3:** Central Michigan defeated Ohio 20-10 in the sixth Marathon MAC Championship played at Ford Field.
 - **Dec. 26:** Marshall defeated Ohio 21-17 in the Little Caesar's Pizza Bowl. It marked the first year of Little Caesar's Pizza sponsorship of Detroit annual bowl game that was previously known as the Motor City Bowl.

2010

- **Apr. 8:** The NCAA Men's Hockey Frozen Four was held at Ford Field for the first time. It marked the first time the event was ever held in a large, football stadium venue. Wisconsin defeated Rochester Institute of Technology 8-1 and Boston College defeated Miami 7-1 in the National Semifinals. Ford Field drew a record crowd of 34,954.
- **Apr. 10:** In the National Championship game of the Frozen Four, Boston College prevailed over Wisconsin 5-0. 37,592 fans were on hand to watch the event, which set new NCAA and world indoor hockey records. For the weekend, the attendance totaled 72,546 at Ford field which also set a new attendance mark.

2011

- **Oct. 10:** The Detroit Lions set an attendance record for a Lions game at Ford Field when they defeated the Chicago Bears 24-13 in front of 67,861.
- **Dec. 24:** On Christmas Eve, the Lions claimed a 38-10 win over San Diego and clinched the franchise's first playoff berth since 1999.

MAJOR STADIUM MILESTONES

1996

- **Aug. 20:** Lions announced plans to build new domed stadium in downtown Detroit.
- **Nov. 5:** Voters in Wayne County overwhelmingly approved a referendum by the largest margin of victory in NFL stadium election history (68-32 percent) which allowed the Detroit Lions to build a domed stadium in downtown Detroit adjacent to a new baseball park for the Detroit Tigers.

1999

- **Nov. 16:** Lions hosted groundbreaking ceremony "From the Ground Up" unveiling renderings and officially naming the new stadium, Ford Field.

2000

- **Feb.:** Workers began installing 380 concrete caissons into the hard pan, which is a densely compacted layer of gravel located approximately 100 feet below the surface that rests on top of the bedrock, to provide stability to the structure of the bowl.
- **Nov. 1:** NFL owners unanimously approved the city of Detroit to host Super Bowl XL at Ford Field Feb. 5, 2006.

2001

- **Nov. 2:** First massive roof lift completed. The lift of this magnitude is the first of its kind in the United States. The steel, weighing approximately 2,800 tons (5.6 million lbs.), and spanning 450 feet, was lifted by a computerized system of pulleys, cables and jacks.
- **Dec.:** Workers began removing approximately 300,000 cubic yards of soil and clay to shape the lower bowl and field level portion of the stadium.
- **Dec. 16:** Second massive roof truss lift completed.

2002

- **May 1:** Installation of lower bowl seats began.
- **June:** Upper bowl and suite seats installed. Two 97-by-27 feet LED digital video scoreboards installed. Bathrooms completed. Brick-like concrete pathways poured for glass wall (southwest) atrium. One-half of field level construction completed. One-half of seats in the lower bowl installed. Brick paving of Adams Street began.
- **July:** Three-quarters of field level poured. Final one-quarter of field level graded and prepared. Roof membrane (a type of skin-like finish) installed. East side upper glass wall finished. Stadium sound system installed in roof structure. White baffling material from ceiling hanged to reduce acoustic distortion. Roof installation completed. Sound and video system and scoreboard calibrated. Main glass wall (southwest) atrium glass installed.
- **Aug.:** Ford Field business and operations offices opened on second level of warehouse. Stadium exterior brick walkways paved. Final section of field level poured. FieldTurf installed. Stadium exterior landscaped.
- **Sept. 15:** Interfaith dedication of Ford Field.

2003

- **July 1:** NCAA announced that the city of Detroit and Ford Field will host the Men's Basketball 2009 Final Four, as well as 2008 NCAA tournament games.

2005

- **June 23:** NCAA announced that the city of Detroit and Ford Field will host the Men's Hockey 2010 Frozen Four.

2006

- **Apr. 3:** World Wrestling Entertainment announced that it will present its cornerstone annual event, WrestleMania 23, on Sunday, April 1, 2007, at Ford Field.

2007

- **Nov. 18:** Ford Field welcomed its 5 millionth fan.

2008

- **Mar. 28 and 30:** Ford Field set new NCAA Men's Basketball preliminary rounds attendance records with 57,028 for the first night of the Midwest Regionals and then broke that mark with 57,563 for the Midwest Regional Final. For both sessions, a total of 114,591 attended that games a Ford Field, also an NCAA record.

2009

- **Apr. 3-6:** Ford Field smashes several attendance records when it hosted the 2009 Men's Basketball Final Four, including the following: Final Four Friday (30,000), National Semifinals (72,456), National Championship (72,992) and Final Four (146,378).

2010

- **Apr. 7-8:** Ford Field established several new attendance records during the 2010 Men's Hockey Frozen Four, including the following: National Semifinals (34,954), National Championship (37,592) and Frozen Four (72,546). It also marked the first time that a venue has hosted the Final Four and Frozen Four in back-to-back years.

2011

- **June 7:** Ford Field hosted the opening round of the 2011 CONCACAF Gold Cup with two soccer matches between Panama and Guadeloupe and the United States and Canada. It was the first time grass was installed at Ford Field for an event. The games drew the largest crowd for a U.S. match in the Gold Cup opening round since 2003.
- **Fall:** As the Lions compiled a 10-6 record and returned to the playoffs, they team established the Top-5 largest Ford Field crowds for Lions games since the stadium opened in 2002, including a record crowd of 67,861 vs. Chicago October 10, 2011.

FEATURES

Ford Field is nestled at the intersection of I-75 and I-375 in downtown Detroit. The 40-foot glass wall entrance is located at the corner of Adams and Brush Street. Brush Street runs between Ford Field and Comerica Park, home of the Detroit Tigers. St. Antoine Street runs on the east side of the stadium and Beacon St. borders Ford Field on the south side.

LUXURY SUITES

The luxury suite options are like no other in the sports industry. Ford Field incorporates 129 luxury suites, including 115 in the warehouse and 14 on the north side of the stadium. The 115 suites in the warehouse are located on four different levels.

The inspired design that integrates luxury suites into the historic Hudson's warehouse affords each suite holder significant opportunities, including optimum views, easy access and customized floor plans. By eliminating end zone suites, Ford Field luxury suites offer goal-line-to-goal-line, corner-to-corner views of every play. Since suites are centrally located, access is simple and direct, and creative use of warehouse space provides flexibility to create a wide selection of suite shapes and sizes.

Suites can accommodate from eight to 30 people, which allows for a wider variety of suites than any other football stadium.

Suite holders receive amenity packages consisting of tickets for all Lions' home games, tickets for most non-Lions events, first option on additional tickets to non-Lions events, VIP parking, private entrance, private concourse, private bathroom access, premium catering, in-suite televisions to view additional NFL action, full concierge service and day use of suite (during normal business hours).

CLUB SEATS

There are 7,500 club seats at Ford Field. 3,100 club seats are located on the north side, and 4,400 are located on the club level that is adjoined to the warehouse. Club seats at Ford Field represent the ultimate in club experience with an unrivaled game day opportunity.

Club seat ticket holders have access to four exclusive clubs in the stadium with expanded food selection of upscale cuisine.

Amenities include: wide, leather padded seats (manufactured by Visteon) with cupholders, elevator and escalator services from main entrances, two private entrances, climate controlled atmosphere, televisions and video walls in club lounges, club level concierge service, exclusive Lions merchandise store, opportunities to purchase tickets to other Ford Field events and opportunities for year-round use of club lounges for business meetings and social functions.

LIONS PRO SHOP

The Detroit Lions' official merchandise store, Lions Pro Shop, is located inside Ford Field on the Adams St. Concourse. The team store is open for business Monday-Friday from 10:30 a.m.-3 p.m. and during select events.